

2013-14 BASKETBALL

DUKE



HAIRSTON

THORNTON



DAWKINS



ZAFIROVSKI



The Coach K Era

by the numbers

- 957** - Career Coaching Wins (winningest coach in NCAA history)
- 884** - Total Victories at Duke (fourth in NCAA history for wins at one school)
- 506** - Weeks Ranked in the Top 25 (AP poll)
- 445** - Weeks Ranked in the Top 10 (AP poll)
- 402** - ACC Victories (second in league history)
- 200** - Consecutive Weeks Ranked in AP Poll (second-most all-time - 1997-2007)
- 109** - Weeks Ranked No. 1 In The AP Poll (96 weeks atop the AP poll since 1990)
- 98** - Percent Graduation Rate (players who have completed four years of eligibility)
- 82** - NCAA Tournament Victories (first all-time)
- 41** - All-America Selections (27 different honorees)
- 29** - NCAA Tournament Appearances (18 straight NCAA bids)
- 26** - NBA First Round Draft Picks (most by any active coach)
- 17** - NBA Lottery Picks (most by any active coach)
- 13** - ACC Tournament Championships (most by any active coach)
- 13** - 30-Win Seasons (NCAA record for a coach)
- 12** - ACC Regular Season Championships (most by any active coach)
- 11** - Final Four Appearances (tied for second all-time)
- 10** - Consecutive Top-10 Finishes (second-longest streak of all-time - 1997-2006)
- 7** - National Players of the Year (nine honors - most by any coach in NCAA history)
- 6** - National Defensive Players of the Year (nine honors - most all-time)
- 4** - National Championships
- 4** - Gold Medals as Head Coach of the U.S. Men's Senior National Team
- 1** - Coach K

Directory

► 2013-14 Preview

Directory / Credits	1
2013-14 Quick Facts	1
Directions to Cameron Indoor Stadium	2
Media Information	2-3
Duke Sports Information Directory	4
Local Media Outlets	4
Opponent SID Contacts	5
Duke Basketball Notebook	6-9
2013-14 Roster	10
Pronunciation Guide	10

► The Players

Andre Dawkins	12-14
Todd Zafirovski	15-16
Josh Hairston	17-19
Tyler Thornton	20-22
Quinn Cook	23-25
Rodney Hood	26-27
Amile Jefferson	28-29
Alex Murphy	30-31
Marshall Plumlee	32-33
Rasheed Sulaimon	34-35
Matt Jones	36
Semi Ojeleye	37
Nick Pagliuca	38
Jabari Parker	39
Radio / TV Roster	40

► Staff

Mike Krzyzewski	42-53
Steve Wojciechowski	54-55
Jeff Capel	56-57
Nate James	58-59
Jon Scheyer	60
Thompson / Rogers / Stephens / King	61
Cullen / Stevenson / Fonseca / Potter	62
Basketball Staff	63-64
Duke Basketball Endowed Scholarships	64
Duke Basketball Legacy Fund	65-66
Kevin White	67
Senior Administration	68

► 2012-13 In Review

2012-13 Review	70-72
2012-13 Individual Honors	72
2012-13 Results	73
2012-13 Statistics	74
2012-13 Box Scores	75-80
ACC Team Stats	81
ACC Individual Stats	82

► Tradition

The Duke Tradition	84
Individual Honors	85-88
NCAA Tournament Results	89
NCAA Tournament Breakdown	90
NCAA Tournament Records	91-92
1991 NCAA Champions	93
1992 NCAA Champions	94
2001 NCAA Champions	95
2010 NCAA Champions	96
ACC Tournament Results	97-98
ACC Tournament Records	99-100
Duke In-Season Tournament Results	101
In the Polls	102-107
Retired Jerseys	108-114
All-Time Jersey Numbers	115
Lettermen	116-117
Duke in the NBA	118-120
International Hoops	121-122

► Records

Career Records	124-127
Season Records	128-130
Game Records	131-132
Freshman Season Records	133-134
Freshman Game Records	135-136
Team Records - Season	137-138
Team Records - Game	139-140
Cameron Indoor Records	141-142
100-Point Games	143-144
Overtime Games	145
Opponent Records	146
Yearly Statistics	147-154
Annual Statistical Leaders	155-158
Coaching Records	159
All-Time Player Career Statistics	160-165
1,000-Point Scorers	166-168

► Results

Year-by-Year Record	170-171
All-Time Results	172-183
Series Results	184-192
Duke vs. ACC	192
Duke vs. Conferences	193
Duke Dominance - 1998-present	194

Duke Quick Facts

Location	Durham, N.C.
Founded	1838 as Trinity College
First Basketball Season	1905-06
Enrollment	6,484
Nickname	Blue Devils
Colors	Duke Blue & White
Conference	Atlantic Coast (ACC)
Arena	Cameron Indoor Stadium
Court	Coach K Court
Arena Capacity	9,314
President	Dr. Richard H. Brodhead (Yale, '68)
Vice President/Director of Athletics	Kevin White (St. Joseph's College, '72)

Basketball Staff

Head Coach	Mike Krzyzewski (Army, '69)
Overall Record	957-297 (38 years)
Duke Record	884-238 (33 years)
Assoc. Head Coach	Steve Wojciechowski (Duke, '98)
Associate Coach	Jeff Capel (Duke, '97)
Assistant Coach	Nate James (Duke, '01)
Special Assistant	Jon Scheyer (Duke, '10)
Director of Operations	Pat Thompson (Duke, '11)
Campus Relations Director	Kenny King (Duke, '00)
Strength Coach	Will Stephens (N.C. Central, '87)
Director of Technology	Kevin Cullen (Duke, '07)
Video Coordinator	Casey Stevenson (Duke, '12)
Recruiting Coordinator	David Bradley (Duke, '04)
Athletic Trainer	Jose Fonseca (Penn State, '97)
Executive Asst. to Mike Krzyzewski	Gerry Brown
Administrative Assistant	Laura Ann Howard
Basketball Office Phone	(919) 613-7500

Team Information

2012-13 Overall Record	30-6
2012-13 ACC Record	14-4 (2nd)
Final Regular Season National Ranking (AP)	6
Lettermen Returning	10
	Quinn Cook, Andre Dawkins, Josh Hairston, Rodney Hood, Amile Jefferson, Alex Murphy, Marshall Plumlee, Rasheed Sulaimon, Tyler Thornton, Todd Zafirovski
Lettermen Lost	3
	Seth Curry, Ryan Kelly, Mason Plumlee
Starters Returning	2
	Quinn Cook, Rasheed Sulaimon
Starters Lost	3
	Seth Curry, Ryan Kelly, Mason Plumlee
Newcomers	4
	Matt Jones, Semi Ojeleye Nick Pagliuca, Jabari Parker
All-Time Record	2,001-840
NCAA Championships	4 (latest 2010)
ACC Championships	19 (latest 2011)
NCAA Tournament Appearances	37 (latest 2013)
NIT Appearances	4 (latest 1981)

Duke Basketball Media Guide Credits

The 2013-14 Duke Men's Basketball Media Guide is a publication of the Duke University Sports Information Department.

Managing Editor

Matt Plizga

Associate Editor

Chris Cook

Assistant Editors

Jean Brooks, Leslie Gaber, Todd Lindenmuth, Brad Amersbach, Meredith Rieder and Ashley Wolf

Contributors

David Bradley, Coach K's Little Blue Book by Barry Jacobs, Art Chase, Mike Cragg, Rachel Curtis, Bob Harris, Barry Jacobs, Jon Jackson, Kenny King, Mickie Krzyzewski, Johnny Moore, Brian Morrison, John Roth, Curtis Snyder and Mike Sobb

Photography

Jon Gardiner, Duke Photography

Printing

Telepathic Graphics; Raleigh, N.C.

Media Information

Press Credentials

All media attending Duke basketball home games must display proper media credentials. Requests for credentials should be made in advance by mail, FAX or email on company letterhead and directed to Associate Sports Information Director **Matt Plizga**. Due to the limited number of seats available on press row, priority is given to daily newspapers, major magazines and electronic media in the geographic areas of the competing teams. Internet sites, other than the official sites of the two participating teams, requesting credentials should contact the Duke Sports Information Department regarding its policy. Duke reserves the right to refuse any credential request deemed not to be in the best interest of Duke University.

Parking

Media parking at Cameron Indoor Stadium is available on a limited basis. Requests for parking should be made well in advance of game day. The media parking lot is located on the concourse of Wallace Wade Stadium at the east gate.

Photo Credentials

All photographers attending Duke basketball home games must display proper credentials. Requests for credentials should be made in advance by mail, FAX or email on company letterhead and directed to **Matt Plizga**. Due to limited space on the baseline and the inability to create a double row for photographers, virtually no freelance photographers are allowed to shoot during the season. Duke does have permanent strobe lights in Cameron Indoor Stadium, thus installation by any other media agency is very limited.

Radio Credentials

Passes for non-broadcasting radio stations will be allotted on a first-come, first-serve basis and will be limited to stations with full-time sports directors. Requests for credentials should be made in advance by mail, FAX or email on company letterhead and directed to **Matt Plizga**. If a radio network is requesting a stringer to cover the game, the request needs to be made by the network, not the individual. Also, radio spotters and statisticians are available for a fee, but the Duke Sports Information Department must be notified at least 10 days in advance.

Radio stringers who are requesting live, cell phone interviews following a game need to contact a representative from the Duke Sports Information Department. These requests will be handled if a player has completed interviews in the open locker room with the media in attendance. If a radio stringer goes directly to a player or a coach, he or she may be asked to leave the locker room area.

Locker Room Policy

The Duke locker room operates under an equal access policy designed for easy coverage of the basketball program. The Duke locker room will be open to all working media after an approximate 10-minute "cooling off" period. At least one full-time staff member of the Duke Sports Information Department will be present at all times to help with any requests.

Mike Krzyzewski will address the media following each game at a specified location. At home, the postgame press conference will take place in the Bill Brill Media Room located in the northeast corner of Cameron Indoor Stadium.

At all other times during the year, the Duke locker room is closed to all outside parties.

Interview Procedures

Players - All interviews with Duke basketball players must be arranged through the Sports Information Office. Please contact Duke Associate Sports Information Director **Matt Plizga** at (919) 668-1712 for Blue Devil player requests. Interview requests must be made at least one day in advance. There will be no interviews on the day of a game. There are no exceptions to this rule for any purpose, including national television broadcasts.

Coaches - All interviews with Duke head coach **Mike Krzyzewski** can be arranged through Associate AD/External Affairs **Jon Jackson** at (919) 684-2624 or Associate Sports Information Director **Matt Plizga** at (919) 668-1712. However, it is strongly recommended that media utilize the Atlantic Coast Conference's weekly teleconference. Requests for interviews with assistant coaches or basketball staff also should be arranged through Plizga.

Practice Coverage

Most Duke practices are closed to all outside parties. Media members can contact **Matt Plizga** about attending a specific practice session. Television crews needing shots of practice should plan on coming early to shoot warm-ups before the actual practice begins.

Media Releases

Notes packages will be available at least one day prior to each game and in many instances, much earlier. The game notes packages will be emailed to a distribution list and posted on Duke's official athletic website, GoDuke.com. To join the distribution list, send an email to Associate Sports Information Director **Matt Plizga** at plizga@duaa.duke.edu or call (919) 668-1712.

Duke Basketball on Twitter

The official Twitter account of the Duke Basketball team is **@Duke_MBB**.

NBA Scouts

NBA scouts may request tickets to Duke home basketball games. Requests for tickets should be made in advance by FAX or email on team letterhead and directed to **Matt Plizga**. Scouts will be charged for the tickets. Since seating is very limited in Cameron Indoor Stadium, these requests are handled on a first-come, first-serve basis. Only one representative per team will be permitted because of space limitations. Parking will not be provided to NBA scouts, unless specifically requested by the team. Tickets will be left at **MEDIA WILL CALL** on the north side of Cameron Indoor Stadium unless the team and the Duke Sports Information Office make other arrangements.

Radio Information

The radio broadcast booths are located on the east side of the stadium and are suspended from the ceiling. Access to the booths is through section six off the upper concourse. Three phone lines, an ISDN line, and a dry pair to the press interview area are accessible to the visiting radio network as designated by that school's sports information office. Verification of your network or the need for additional lines must be ordered directly from Director of Game Operations **Bob Weiseman** at (919) 684-1785.

Space is available for only one broadcast crew from the visiting school. Student stations will generally not be allowed to broadcast due to space limitations. Special requests need to be made through the visiting SID offices.

Telephones

Courtesy telephones are available only for media use in the Bill Brill Media Room located in the northeast corner of Cameron Indoor Stadium during all Blue Devil home basketball games. There are also both ethernet and wireless connections available for writers and photographers at each home game.

Courtesy phones are available on an extremely limited basis due to line restrictions and safety. Please contact **Matt Plizga** prior to ordering any phone lines from the Duke OIT. The main press row phone number at Cameron Indoor Stadium is (919) 684-6186.

Directions to Cameron Indoor Stadium

From Raleigh/Durham Airport

Via I-40 West
Exit Highway 147 (Durham Expressway)
Exit Chapel Hill Street (approx. 10 miles)
Right at light on Chapel Hill Street
Proceed to dead end - turn right on Highway 751
Right on Science Drive
Right on Whitford Drive
Cameron on left

From I-85 North

Exit 170 - Highway 751
Right at first light
Go to fourth light (approx. three miles)
Left on Science Drive
Right on Whitford Drive
Cameron on left

From I-85 South

Exit 15-501 Bypass South
On 15-501, Exit Highway 751
Left at light
Go to third light (approx. one mile)
Left on Science Drive
Right on Whitford Drive
Cameron on left

ACC Teleconference

The 15 ACC head basketball coaches will be featured on nine teleconferences during the 2012-13 season. Each coach will have 10 minutes to make an opening statement and answer questions. There will be an instant replay of each teleconference on the conference's website www.TheACC.com each Monday afternoon. Because this service is for the media only, the phone number can only be given out by the Duke Sports Information Department at (919) 684-2633 or the ACC office at (336) 851-6062.

Here is **Mike Krzyzewski's** schedule for the weekly teleconference, which begins Monday, January 6, 2014 and continues through Monday, March 3, 2014:

Date	Time
January 6	11:40 am
January 20	11:40 am
February 3	11:40 am
February 10	11:20 am
February 17	11:30 am
February 24	11:40 am
March 3	11:40 am

GoDuke.com

Duke fans and media can access unparalleled coverage of the Blue Devils men's basketball team, as well as Duke's other 25 varsity sports, online at GoDuke.com, the official website of Duke Athletics.

Powered by NeuLion, Duke fans will also get access to the latest media notes, player biographies and breaking news related to the men's basketball team. A subscription to Duke Inside Access includes daily audio updates from **Mike Krzyzewski**, video highlights of Duke games, including full game replays and condensed games, access to the Blue Devil IMG Sports Network's live broadcast of games, live press conference coverage, postgame locker room access, video features and much more.

GoDuke.com content is also available through apps built for the iPhone, iPad and android devices. The website also features an auction website where fans can bid on Duke basketball tickets and memorabilia, and a DVD Store outfitted with over 200 Duke games and the 100 Years of Duke Basketball DVD.

One of the first ".com" websites for college athletics in the country, GoDuke.com continues to seek out and implement the newest available technology in the web and mobile spaces.

GoDuke The Magazine

GoDuke.com The Magazine continues to provide Blue Devil fans with features, columns and in-depth coverage of Duke athletics. After 18 years of covering Duke athletics in newspaper format, Blue Devil Weekly evolved into a monthly magazine in 2009-10.

Featuring many of the staff members who produced BDW, including publisher **Johnny Moore**, editor **John Roth** and several prominent columnists, GoDuke.com The Magazine is published 11 months out of the year and is a Blue Devil IMG Sports Network production.

Duke Basketball Statistics Database

The most extensive collegiate statistical database in the country, the Duke Basketball Database includes biographical information on every player on a Duke roster for every season and the result of every game in Duke history, dating back to 1905-06. The database includes every box score since the late 1930s, season and career stats for every player, team results and in-depth stat analysis, plus much more. Powered by StatsGeek, the database will soon expand to include the complete online record book and the opponent database. The database is updated after every game for the most up-to-date stats and records available.

Inside Basketball With Duke's Coach K

The popular weekly television show, "Inside Basketball with Duke's Coach K," is back for another successful season.

The 30-minute, action-packed program features head coach **Mike Krzyzewski** and his expert analysis of the ACC and national basketball issues. It also has Duke game highlights and informative player features.

A production by IMG College, the show airs locally on WTVD-TV on Sundays at noon, and Saturday mornings in the state of North Carolina and the Southeast on Fox Sports Net South.

Coach K Sirius XM Radio Show

Mike Krzyzewski also hosts his own Sirius XM Satellite Radio program. Now in its ninth season, "Basketball and Beyond with Coach K" offers a mix of topical issues, such as the state of college basketball, interviews with special guests, including business leaders, entertainers, media members, coaches and athletes, and Krzyzewski's personal perspective on principles for life on and off the court. Coach K and his co-host, sportscaster **Dave Sims**, can be heard on the hour-long program each week during basketball season.

Duke Coaches Corner

The Duke Coaches Corner features **Mike Krzyzewski** and **Bob Harris** bringing Duke fans a daily five-minute update on Duke basketball. The program can be heard daily on GoDuke.com and in the Durham-Raleigh area on 620 AM WDNC.

Duke Basketball Radio Show

Hosted by the Washington Duke Inn & Golf Club, the Duke Basketball Radio Show featuring **Steve Wojciechowski** and **Art Chase** returns for its fourth year and will air live from 7-8 p.m. on WDNC 620 The Buzz. Fans are invited to join the coaches on location in the Bull Durham Bar at the Washington Duke Inn.

The show is a production of the Blue Devil Sports Network from IMG College.

Blue Devil IMG Sports Network

A state-wide radio audience follows all the action of Duke men's basketball on the Blue Devil IMG Sports Network. The network provides in-depth pregame coverage, live play-by-play of all the action and postgame interviews straight from the locker room via satellite each game. Each game broadcast begins with the one-hour Tipoff Show and concludes with the Locker Room Report, featuring Coach K and Blue Devil players. North Carolina Sports Hall of Fame broadcaster **Bob Harris**, now in his 38th season as the voice of the Blue Devils, calls all the action for Duke fans each game. **John Roth** handles color commentary, while **John Rose** makes it all sound great as on-site network engineer.

Durham	WDNC - AM	620
Durham	WKIX - FM	102.9
Aberdeen	WEEB - AM	990
Albemarle	WZKY - AM	1580
Asheboro	WIST - FM	98.3
Burlington	WBAG - AM	1150
Charlotte	WHVN - FM	104.3
Charlotte	WHVN - AM	1240
Concord	WHVN - AM	1240
Elizabeth City	WTIB - FM	103.7
Fayetteville	WCCG - FM	104.5
Gastonia	WHVN - AM	1240
Greensboro	WIST - FM	98.3
Greenville	WTIB - FM	103.7
High Point	WIST - FM	98.3
Kannapolis	WHVN - AM	1240
Kernersville	WIST - FM	98.3
Kinston	WTIB - FM	103.7
Lexington	WIST - FM	98.3
Lumberton	WCCG - FM	104.5
Monroe	WHVN - AM	1240
New Bern	WTIB - FM	103.7
Raleigh	WKIX - FM	102.9
Raleigh	WDNC - AM	620
Rocky Mount	WTIB - FM	103.7
Roxboro	WKRX - FM	96.7
Salisbury	WSTP - AM	1490
Shelby	WOHS - AM	1390
Southern Pines	WEEB - AM	990
Thomasville	WIST - FM	98.3
Wilmington	WAAV - AM	980
Wilson	WTIB - FM	103.7
Winston-Salem	WIST - FM	98.3

Home games also can be heard on XM Radio

Duke Sports Information Directory

Room 115
Cameron Indoor Stadium
Durham, N.C. 27708

Phone: 919-684-2633
Fax: 919-684-2489
Cameron Indoor Stadium Press Row Phone: 919-684-6186

Art Chase Assistant Director of Athletics/
Sports Information

Sport Responsibilities: Football
Office: 919-684-2614
Cell: 919-599-9820
Email: chasea@duaa.duke.edu

Lindy Brown Associate Sports Information Director

Sport Responsibilities: Women's Basketball,
Women's Golf, Women's Soccer
Office: 919-684-2664
Cell: 919-599-9821
Email: lbrown@duaa.duke.edu

Matt Plizga Associate Sports Information Director

Sport Responsibilities: Men's Basketball,
Men's Golf
Office: 919-668-1712
Cell: 919-812-0882
Email: plizga@duaa.duke.edu

Chris Cook Assistant Sports Information Director
Sport Responsibilities: Football, Men's Basketball, Fencing,
Rowing

Office: 919-684-8708
Cell: 919-812-7141
Email: cook@duaa.duke.edu

Meredith Rieder Assistant Sports Information Director

Sport Responsibilities: Men's Lacrosse,
Men's Soccer, Wrestling
Office: 919-684-3328
Cell: 919-812-6741
Email: mrieder@duaa.duke.edu

Ashley Wolf Assistant Sports Information Director

Sport Responsibilities: Volleyball, Baseball, Social Media
Office: 919-668-5739
Cell: 603-325-2225
Email: awolf@duaa.duke.edu

Leslie Gaber Sports Information Staff Assistant

Sport Responsibilities: Swimming & Diving, Field Hockey
Women's Lacrosse, Men's Tennis, Social Media
Office: 919-684-2633
Cell: 614-519-9872
Email: lgaber@duaa.duke.edu

Bradley Amersbach Staff Assistant

Sport Responsibilities: Cross Country, Track & Field,
Women's Tennis
Office: 919-684-2633
Email: bamersbach@duaa.duke.edu

Local Media Outlets

Newspapers

	Main Beat Writers	Phone	Website
Durham Herald-Sun	Steve Wiseman	(919) 419-6673	www.herald-sun.com
Raleigh News & Observer	Laura Keeley	(724) 816-7401	www.newsobserver.com
Burlington Times-News	Bob Sutton	(800) 488-0085	www.thetimesnews.com
Chapel Hill News	Elliott Warnock	(919) 932-8743	www.chapelhillnews.com
Charlotte Observer	Ron Green, Jr.	(704) 358-5125	www.charlotte.com/observer
Fayetteville Observer	Brett Strelow, Stephen Schramm	(910) 486-3530	www.fayobserver.com
Goldsboro News-Argus	Rudy Coggins, Rob Craig	(919) 739-7842	www.newsargus.com
Greensboro News & Record	Ed Hardin	(336) 373-7062	www.news-record.com
High Point Enterprise	Benny Phillips	(800) 933-5760	www.hpe.com
Lexington Dispatch	Mike Duprez	(336) 249-3981	www.the-dispatch.com
Salisbury Post	Ronnie Gallagher	(704) 797-4287	www.salisburypost.com
Wilmington Star News	Dan Spears	(910) 343-2034	www.starnewsonline.com
Wilson Daily Times	Paul Durham	(800) 849-8811	www.wilsondaily.com
Winston-Salem Journal	Dan Collins	(336) 727-7321	www.journalnow.com
Asheboro Courier-Tribune	Dennis Garcia	(800) 967-1838	www.courier-tribune.com
Dunn Daily Record	Patrick Love	(910) 891-1234	www.dunndailyrecord.com
Henderson Daily Dispatch	Randy Capps	(252) 436-2840	www.hendersondailydispatch.com
Rocky Mount Telegram	Ben Jones	(252) 446-5161	www.rockymounttelegram.com

Wire Service

Associated Press Aaron Beard, Joedy McCreary (919) 510-8937

Campus Related Newspapers

Duke Chronicle	Daniel Carp	(919) 684-2663	www.dukechronicle.edu
GoDuke - The Magazine	John Roth	(919) 286-1498	

Radio Stations

	Station Director	Phone	Website
WDNC Radio (620 AM)	Mike Maniscalco	(919) 875-9100	www.espntriangle.com
WPTF Radio (680 AM)	Taylor Zarzour	(919) 878-1724	www.wptf.com
WCMC Radio (99.9 FM)	Mike Maniscalco	(919) 890-6299	www.espntriangle.com

Television Stations

News 14 Carolina	Jim Connors	(919) 882-4230	www.news14.com
WNCN-TV (NBC 17)	Penn Holderness	(919) 835-6339	www.nbc17.com
WRAL-TV (CBS 5)	Jeff Gravely	(919) 821-8595	www.wral.com
WRAZ-TV (Fox 50)	Jeff Gravely	(919) 821-8600	www.fox50.com
WTVD-TV (ABC 11)	Mark Armstrong	(919) 687-2324	www.ABC11.com

Opponent Sports Information Directory

Boston College

Basketball Contact: Matthew Lynch
 E-mail: lynchfz@bc.edu
 Office Phone: 617-552-2193
 Cell Phone: 857-233-3272
 Website: www.bceagles.com
 Twitter: @BCHoopNews

Clemson

Basketball Contact: Philip Sikes
 E-mail: philips@clemson.edu
 Office Phone: (864) 656-1985
 Cell Phone: (864) 525-4889
 Website: www.clemsontigers.com
 Twitter: @ClemsonMBB

Davidson

Basketball Contact: Joey Beeler
 E-mail: jobeeler@dauidson.edu
 Office Phone: (704) 894-2123
 Cell Phone: (704) 458-6198
 Website: www.davidsonwildcats.com
 Twitter: @DavidsonWildcat

East Carolina

Basketball Contact: Jody Jones
 E-mail: jonesjod@ecu.edu
 Office Phone: (252) 737-4524
 Cell Phone: (252) 414-2019
 Website: www.ecupirates.com
 Twitter: @ECUPiratehoops

Eastern Michigan

Basketball Contact: Sean Hostetter
 E-mail: shostett@emich.edu
 Office Phone: (734) 487-0317
 Cell Phone: (734) 891-2800
 Website: www.emueagles.com
 Twitter: @EMUathletics

Elon

Basketball Contact: Dan Wyar
 E-mail: dwyar@elon.edu
 Office Phone: (336) 278-6634
 Cell Phone: (444) 666-2129
 Website: www.elonphoenix.com
 Twitter: @ElonMensHoops

Florida Atlantic

Basketball Contact: Nick Mirkovich
 E-mail: nmirkovi@fau.edu
 Office Phone: (561) 297-3063
 Cell Phone: (561) 756-0653
 Website: www.fausports.com
 Twitter: @FAUOwlAthletics

Florida State

Basketball Contact: Chuck Walsh
 E-mail: cwalsh@mailers.fsu.edu
 Office Phone: (850) 644-1077
 Cell Phone: (850) 694-2540
 Website: www.seminoles.com
 Twitter: @FSU_MBasketball

Gardner-Webb

Basketball Contact: Marc Rabb
 E-mail: mrabb@gardner-webb.edu
 Office Phone: (704) 406-4355
 Cell Phone: (704) 974-3662
 Website: www.gwusports.com
 Twitter: @GWUSports

Georgia Tech

Basketball Contact: Mike Stamus
 E-mail: mstamus@athletics.gatech.edu
 Office Phone: (404) 894-5445
 Cell Phone: (404) 218-9723
 Website: www.ramblinwreck.com
 Twitter: @GTMBK

Kansas

Basketball Contact: Chris Theisen
 E-mail: theisen@ku.edu
 Office Phone: (785) 864-3474
 Cell Phone: (785) 331-9356
 Website: www.kuathletics.com
 Twitter: @KUHoops

Maryland

Basketball Contact: Zack Bolno
 E-mail: zbolno@umd.edu
 Office Phone: (301) 314-1482
 Cell Phone: (571) 220-4163
 Website: www.umterps.com
 Twitter: @TerrapinHoops

Miami (Fla.)

Basketball Contact: Amy Woodruff
 E-mail: a.woodruff@miami.edu
 Office Phone: (305) 284-3241
 Cell Phone: (813) 410-1194
 Website: www.hurricanesports.com
 Twitter: @caneshoops

Michigan

Basketball Contact: Tom Wywrot
 E-mail: twywrot@umich.edu
 Office Phone: (734) 647-1268
 Cell Phone: (734) 320-1148
 Website: www.MGOBLUE.com
 Twitter: @umichbbal

Norfolk State

Basketball Contact: Mike Bello
 E-mail: mjbelo@nsu.edu
 Office Phone: (757) 823-2628
 Cell Phone: (814) 602-6678
 Website: www.nsuspartans.com
 Twitter: @NSU_MBasketball

North Carolina

Basketball Contact: Steve Kirschner
 E-mail: stevekirschner@unc.edu
 Office Phone: (919) 962-7258
 Cell Phone: (919) 475-2695
 Website: www.tarheelblue.com
 Twitter: @UNC_Basketball

North Carolina State

Basketball Contact: Josh Rattray
 E-mail: josh_rattray@ncsu.edu
 Office Phone: (919) 515-1180
 Cell Phone: 919-605-2445
 Website: www.gopack.com
 Twitter: @PackMensBball

Notre Dame

Basketball Contact: Bernadette Cafarelli
 E-mail: bcafarel@nd.edu
 Office Phone: (574) 631-7516
 Cell Phone: (574) 532-0249
 Website: www.und.com
 Twitter: @NDmbb

Pittsburgh

Basketball Contact: Greg Hotchkiss
 E-mail: ghotchkiss@pitt.edu
 Office Phone: (412) 648-8240
 Cell Phone: (412) 491-5296
 Website: www.pittsburghpanthers.com
 Twitter: @HailToPittHoops

Syracuse

Basketball Contact: Pete Moore
 E-mail: pimoore@syr.edu
 Office Phone: (315) 443-2608
 Cell Phone: (315) 952-5011
 Website: www.suathletics.com
 Twitter: @cuse

UCLA

Basketball Contact: Alex Timiraos
 E-mail: atimiraos@athletics.ucla.edu
 Office Phone: (310) 206-0524
 Cell Phone: (310) 847-9231
 Website: www.uclabruins.com
 Twitter: @UCLAMBB

UNC Asheville

Basketball Contact: Mike Gore
 E-mail: mgore@unca.edu
 Office Phone: (828) 251-6923
 Cell Phone: (828) 575-6649
 Website: www.uncbulldogs.com
 Twitter: @ashevilledogs

Vermont

Basketball Contact: Lisa Champagne
 E-mail: lisa.champagne@uvm.edu
 Office Phone: (802) 656-1818
 Cell Phone: (802) 363-6368
 Website: www.uvmathletics.com
 Twitter: @UVMmbb

Virginia

Basketball Contact: Erich Bacher
 E-mail: bacher@virginia.edu
 Office Phone: 434 982-5530
 Cell Phone: (720) 318-5538
 Website: www.virginiasports.com
 Twitter: @UVA_MensHoops

Virginia Tech

Basketball Contact: Bill Dyer
 E-mail: wdyer@vt.edu
 Office Phone: (540) 231-8852
 Cell Phone: (540) 998-5906
 Website: www.hokiesports.com
 Twitter: @VT_MBBall

Wake Forest

Basketball Contact: Scott Wortman
 E-mail: wortmasm@wfu.edu
 Office Phone: (336) 758-6099
 Cell Phone: (419) 203-4229
 Website: www.wakeforestsports.com
 Twitter: @tiedyeneration

Atlantic Coast Conference

Basketball Contact: Brian Morrison
 E-mail: bmorrison@theacc.org
 Office Phone: (336) 851-6062
 Cell Phone: (336) 337-4896
 Website: www.theacc.com
 Twitter: @theACC

Duke Basketball Notebook

Blue Devils Return 10 Letterwinners

Duke returns 10 letterwinners and six players with starting experience. Duke graduate school members **Andre Dawkins** and **Todd Zafirovski** along with seniors **Josh Hairston** and **Tyler Thornton** and junior **Quinn Cook** give the Blue Devils five upperclassmen on the 14-man roster. Redshirt sophomores **Rodney Hood**, **Alex Murphy** and **Marshall Plumlee** also return for their third seasons of college basketball.

The Blue Devil roster is rounded out with talented underclassmen in sophomores **Amile Jefferson** and **Rasheed Sulaimon** as well as a highly-touted freshman class of **Matt Jones**, **Semi Ojeleye** and **Jabari Parker**. Freshman walk-on **Nick Pagliuca** completes the Duke roster for the 2013-14 season.

The talent level remains abundant on the current squad, as it features eight players who earned prep All-America or McDonald's All-America recognition.

Duke Remains Solid in the Backcourt

The Blue Devil backcourt will be anchored by the point guard tandem of **Quinn Cook** and **Tyler Thornton**. The duo combined to make 40 starts a year ago, averaging 15.3 points, 6.1 rebounds, 7.5 assists with a 2.28:1 assist-to-turnover ratio, and 2.7 steals per game.

Andre Dawkins returns with his lethal deep shooting stroke, while sophomore **Rasheed Sulaimon** and newcomer **Matt Jones** provide excellent scoring pop as well as the ability to lock up opposing guards on the other end of the court.

Cook, a third team All-ACC pick a year ago, averaged 11.7 points, 3.8 rebounds and 5.3 assists while starting 34 games. He also led the Blue Devils in steals (51) and possessed a 2.38:1 assist-to-turnover ratio. **Cook** knocked down 55 three-point field goals (39.3 pct).

Thornton is a tenacious defender and outstanding leader for the Blue Devils. He has displayed a knack for sparking the Blue Devils with a big shot or key defensive play throughout his career. **Thornton** averaged 3.6 points, 2.3 rebounds, 2.2 assists and 1.3 steals per game in 2012-13. He has improved his three-point shooting in each season at Duke, knocking down 39.2 percent (31-of-79) from deep a year ago.

Dawkins returns to the rotation in 2013-14 after redshirting a year ago. He enters his final season at Duke with a .401 three-point field goal percentage and 167 career treys. He has scored 752 career points with 30 double-figure scoring efforts and six games with 20 or more points. **Dawkins'** top season came in 2010-11 when he shot 48.1 percent from the field and 42.7 percent (64-of-150) from three-point range while averaging 8.1 points per game.

Sulaimon earned ACC All-Freshman Team accolades a year ago and has helped lead USA Basketball teams to gold medals in 2012 and 2013. As a freshman, **Sulaimon** displayed a varied skill set en route to averaging 11.6 points, 3.4 rebounds and 1.9 assists per game. He knocked down 49 three-point field goals and was also an 80 percent shooter from the foul line. **Sulaimon**, a strong defender on and off the ball, has the ability to play either guard position or slide over to the wing.

Jones is a well-rounded talent with an excellent outside shooting stroke and advanced defensive habits. He earned McDonald's All-America honors last season averaging 17.5 points, 6.2 rebounds, 5.8 assists and 1.7 steals per game, while leading DeSoto to a 33-3 record.

Walk-on **Nick Pagliuca**, the brother of former Duke walk-on **Joe Pagliuca** and son of Boston Celtics co-owner **Stephen Pagliuca**, is expected to provide depth to the perimeter rotation. He was an All-ISL selection as a senior at Milton Academy.

Versatile Athletes at SF & PF


Duke has a deep and talented pool of combo forwards with the return of sophomores **Rodney Hood** and **Alex Murphy** as well as the additions of National High School Players of the Year **Semi Ojeleye** and **Jabari Parker**. All four players are excellent athletes with the length and ability to impact the game on both ends of the court.

Hood is an elite athlete and one of the most versatile players in the country. The Meridian, Miss., native has the quickness of a point guard with the size and strength of a power forward. **Hood**, an All-America caliber player, is expected to anchor Duke on both ends of the court. He gained valuable experience in the program last season after transferring from Mississippi State. As a freshman with the Bulldogs in 2011-12, he averaged 10.3 points, 4.8 rebounds and 2.0 assists per game while earning SEC All-Freshman team honors.

Murphy, a 6-9, 230-pound wing, has steadily developed over his first two seasons in Durham. He is dangerous in the open floor and continues to gain confidence in his outside shooting stroke. Last season, he averaged 2.1 points and 1.0 rebounds per game, while shooting 49.1 percent (27-of-55) from the field in 31 contests. He is expected to compete for more playing time in 2013-14 after averaging 6.3 minutes per game last season.

Ojeleye, the 2013 Parade High School National Player of the Year, comes to Duke after a prolific scoring career at Ottawa High School in Kansas. As a senior, he averaged 38.1 points and 8.5 rebounds per game in leading the team to a 25-0 record and the state championship. The 6-7, 230-pound forward shot 63 percent from the field, including 38 percent from three-point range. **Ojeleye**, a gifted athlete with the ability to score and rebound in traffic, concluded his high school career with a state record 2,763 career points.

2013-14 Duke Blue Devils



Front Row (L-R) – Senior manager **Jamie Stark**, **Matt Jones**, **Josh Hairston**, **Andre Dawkins**, **Tyler Thornton**, **Quinn Cook**, **Rasheed Sulaimon**, **Nick Pagliuca**, senior manager **Scott Lamson**. **Second Row (L-R)** – Associate head coach **Steve Wojciechowski**, special assistant **Jon Scheyer**, assistant coach **Nate James**, **Alex Murphy**, **Jabari Parker**, **Amile Jefferson**, **Marshall Plumlee**, **Rodney Hood**, **Todd Zafirovski**, **Semi Ojeleye**, associate coach **Jeff Capel**, head coach **Mike Krzyzewski**. **Third Row (L-R)** – Trainer **Jose Fonseca**, director of basketball operations **Pat Thompson**, assistant director of athletic rehabilitation **Nick Potter**, video coordinator **Casey Stevenson**, recruiting coordinator **Dave Bradley**, strength & conditioning coach **Will Stephens**, student life & campus relations coordinator **Kenny King**.

Parker, the 2012 USA Basketball Male Athlete of the Year, comes to Durham after leading Simeon [Chicago] to four Illinois Class 4A state championships and establishing himself as one of the premier recruits in the country. A 6-8 skilled forward, he earned the No. 3 ranking from Recruiting Services Consensus Index. As a senior, Parker returned from an off-season foot injury to average 18.4 points, 10.4 rebounds and 2.7 assists per game and lead the team to a 30-3 record. Parker, a National Freshman of the Year and All-America candidate, is a polished offensive player with strong defensive instincts and underrated athleticism.

Hood and Parker have the potential to be among the best forward combinations in the country. They are both highly skilled performers that consistently make their teammates better. Their presence on the wing is expected to help shape Duke's style of play in 2013-14.

Post Trio Ready for Expanded Roles

Duke's post rotation will feature three big men ready for a larger role in 2013-14. Senior **Josh Hairston** has been a key role player for the past three seasons, while sophomore **Amile Jefferson** and **Marshall Plumlee** have also established themselves in the program.

Hairston has played in 91 career games with eight starting assignments. The 6-8, 235-pound forward is an excellent help-side defender and an active rebounder. Last season, he averaged 2.6 points and 2.1 rebounds per game, while leading the team with 20 charges taken. Hairston is expected to be a vocal leader out of the post and has the ability to start or be an impact performer off the bench.

Jefferson, a high-energy player with a crafty offensive game, gained valuable game experience last season. The Philadelphia, Pa., native averaged 4.0 points and 2.9 rebounds while making seven starts. He shot 54.3 percent from the field and finished second on the team with 42 offensive rebounds. Jefferson has added 15 pounds to his frame and is poised to be an impact defensive player with his length and active hands.

Plumlee is a true center with elite athleticism and an excellent motor. The Warsaw, Ind., native has battled foot injuries in his first two seasons at Duke but has steadily advanced in the weight room. Now at 7-0, 260 pounds, Plumlee has the size and strength to be a force on the interior.

Todd Zafirovski also returns as a graduate student to provide the Blue Devils with depth on the interior. He is a valuable practice player for the Blue Devils and was awarded a scholarship prior to the 2011-12 season. Zafirovski played in seven contests a year ago finishing with five points, three rebounds and a block.

Scheyer Joins Coaching Staff

Duke underwent some staff changes in the offseason when associate head coach **Chris Collins** accepted the head coaching job at Northwestern in late March. Head coach **Mike Krzyzewski** quickly promoted **Nate James** to assistant coach before filling the vacant special assistant position with 2010 Duke graduate **Jon Scheyer**.

Scheyer enjoyed a prolific career at Duke finishing with 2,077 points to rank 10th on the all-time scoring list. He also ranks third all-time at Duke in made free throws (608) and free throw percentage (.861), fourth in three-point field goals

(297) and three-point field goal attempts (780) and sixth in free throw attempts (706). He played in 144 consecutive games, tied for the second-longest streak in school history.

As a senior during the 2009-10 season, Scheyer took over the starting point guard duties for the Blue Devils and averaged 18.2 points, 4.9 assists and 1.6 steals per game to guide the Blue Devils to the program's fourth national championship. He was named second team All-America, first team All-ACC and first team ACC All-Tournament that year.

Following his graduation from Duke in 2010, Scheyer played professionally with the Rio Grande Valley Vipers in the NBA Developmental League and overseas with the Maccabi Tel-Aviv and Gran Canaria organizations.

109th Season of Basketball

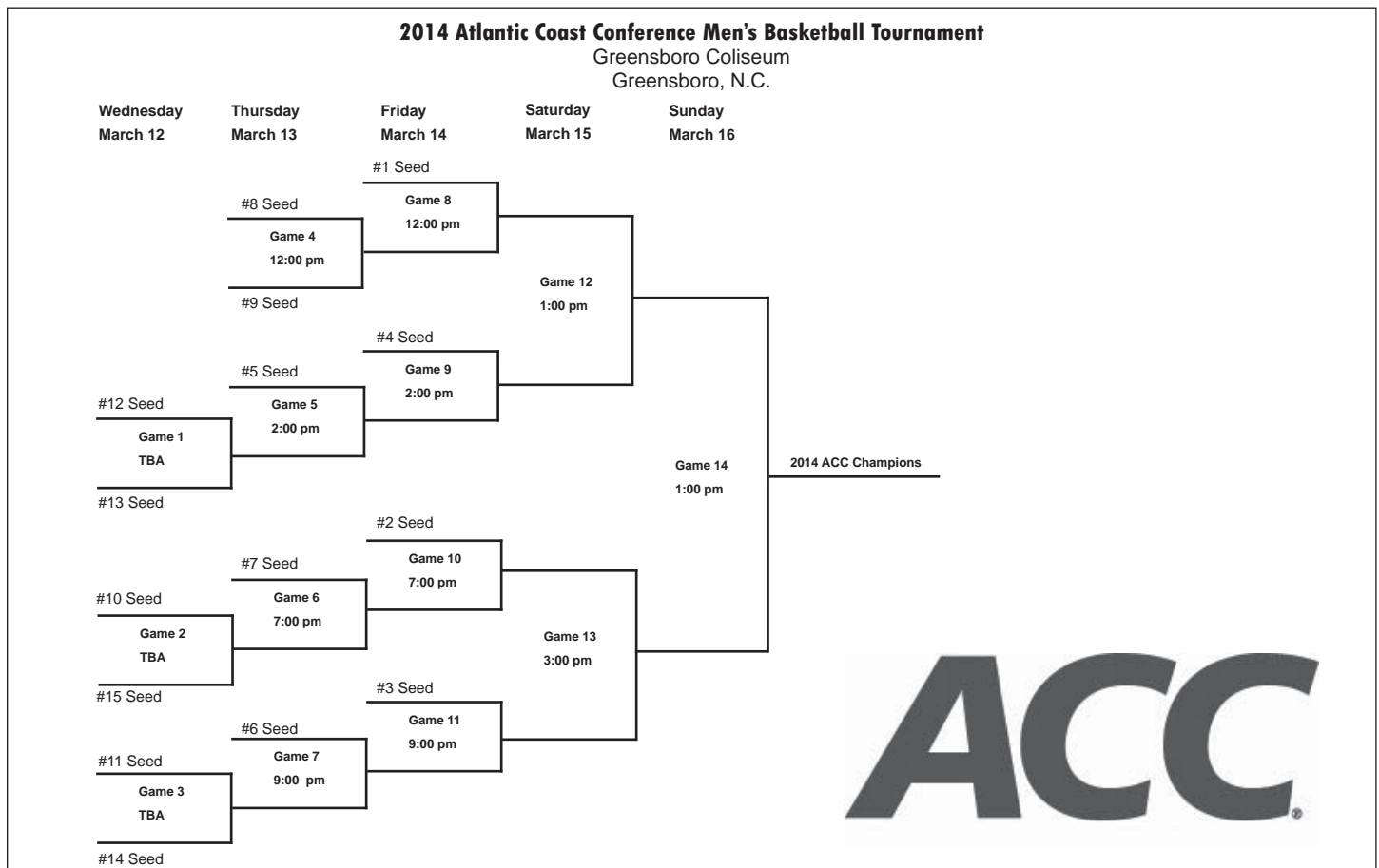
Duke is entering its 109th season of basketball in 2013-14. The Blue Devils have compiled a 2,001-840 record to rank fourth all-time in victories.

Duke in Elite Victory Club

Duke ranks fourth in NCAA history with 2,001 all-time victories. Only Kentucky (2,111), Kansas (2,101) and North Carolina (2,090) have more wins than Duke.

Sustained Success

- Duke has won 20 or more games 48 times in its 108 years of basketball. Including its 30-6 mark a year ago, Duke has won at least 20 games for 17 consecutive seasons.
- The Blue Devils have recorded 30 or more wins 13 times under Coach K, including four of the past five seasons.



2014 NCAA Tournament Sites

First Four **March 18-19**
University of Dayton Arena Dayton, Ohio (Dayton)

Second/Third Rounds **March 20 & 22**
First Niagara Center Buffalo, N.Y. (MAAC)
BMO Harris Bradley Center Milwaukee, Wisc. (Marquette)
Amway Center Orlando, Fla. (Stetson)
Spokane Veterans Mem. Arena Spokane, Wash. (WSU)

March 21 & 23
PNC Arena Raleigh, N.C. (NC State)
AT&T Center San Antonio, Texas (Texas-San Antonio)
Viejas Arena San Diego, Calif. (San Diego State)
Scottrade Center St. Louis, Mo. (MVC)

Regionals **March 27 & 29**
South: FedEx Forum
Memphis, Tenn. (Memphis)
West: Honda Center
Anaheim, Calif. (Big West)

March 28 & 30
Midwest: Lucas Oil Stadium
Indianapolis, Ind. (IUPUI/Horizon League)
East: Madison Square Garden
New York, N.Y. (St. John's/Big East)

Final Four **April 5 & 7**
Cowboys Stadium
Dallas, Texas (North Texas)

2015 NCAA Tournament Sites

First Four **March 17-18**
University of Dayton Arena Dayton, Ohio (Dayton)

Second/Third Rounds **March 19 & 21**
Veterans Memorial Arena Jacksonville, Fla. (Jacksonville)
KFC Yum! Center Louisville, Ky. (Louisville)
Pittsburgh Consol Energy Center Pittsburgh, Pa. (Duquesne)
Rose Garden Portland, Ore. (Oregon)

March 20 & 22
Time Warner Cable Arena Charlotte, N.C. (Charlotte)
Nationwide Arena Columbus, Ohio (Ohio State)
CenturyLink Center Omaha, Neb. (Creighton)
Seattle Key Arena Seattle, Wash. (Washington)

Regionals **March 26 & 28**
Midwest: Quicken Loans Arena
Cleveland, Ohio (Cleveland State/MAC)
West: Staples Center
Los Angeles, Calif. (Pepperdine)

March 27 & 29
South: Reliant Stadium
Houston, Texas (Rice/Houston)
East: Carrier Dome
Syracuse, N.Y. (Syracuse)

Final Four **April 4 & 6**
Lucas Oil Stadium
Indianapolis, Ind. (Butler/Horizon League/IUPUI)

K & Boeheim Sit Atop All-Time Wins Lists

• **Mike Krzyzewski** became the winningest coach in NCAA history on Nov. 15, 2011 with Duke's 74-69 win over Michigan State at Madison Square Garden. Coach K concluded last season with 957 career victories, including 884 wins at Duke.

• Krzyzewski's win total in Durham ranks second all-time in wins at one school behind Syracuse's Jim Boeheim. He is 16 wins shy of becoming the second coach in NCAA history to record 900 wins at one school.

• Duke and ACC-newcomer Syracuse are scheduled to face one another twice this season, pitting the two winningest coaches in NCAA history against each other for the third and fourth time overall.

• Krzyzewski is 20 ACC wins shy of matching Dean Smith for most league victories. Coach K and Smith both have twice as many ACC wins as any other coach in conference history.

Career Wins

Coach	Wins
1. ^ Mike Krzyzewski	957
2. ^ Jim Boeheim	919
3. Bob Knight	902
4. Dean Smith	879
5. Adolph Rupp	876
6. Jim Calhoun	873
7. Jim Phelan	830
8. Eddie Sutton	804
9. Lefty Driesell	786
10. Lute Olson	780

Career Wins at One School

Coach, School	Wins
1. ^ Jim Boeheim, Syracuse	919
2. ^ Mike Krzyzewski, Duke	884
3. Dean Smith, North Carolina	879
4. Adolph Rupp, Kentucky	876
5. Jim Phelan, Mount St. Mary's	830
6. Ed Diddle, Western Kentucky	759
7. Ray Meyer, DePaul	724
8. Don Haskins, UTEP	719
9. Denny Crum, Louisville	675
10. Bob Knight, Indiana	662

Career ACC Wins (regular season & ACC Tournament)

Coach, Schools	Wins
1. Dean Smith, North Carolina	422
2. ^ Mike Krzyzewski, Duke	402
3. Gary Williams, Maryland	210
4. Frank McGuire, UNC & South Carolina	160
5. Bobby Cremins, Georgia Tech	149
6. Lefty Driesell, Maryland	139
7. ^ Roy Williams, North Carolina	131
8. Vic Bubas, Duke	128
9. Terry Holland, Virginia	126
10. Norm Sloan, N.C. State	117

NCAA Tournament Wins

Coach, Schools	Wins
1. ^ Mike Krzyzewski, Duke	82
2. Dean Smith, North Carolina	65
3. ^ Roy Williams, Kansas & North Carolina	62
4. ^ Jim Boeheim, Syracuse	52
5. Jim Calhoun, Northeastern & Connecticut	49
6. John Wooden, UCLA	47
7. Lute Olson, Iowa & Arizona	46
8. Bob Knight, Indiana & Texas Tech	45

^ - active coach; games through 2012-13 season

Wins this Decade

• Duke has won 124 games since the start of the 2009-10 season, the third-most in the NCAA over that span behind only Kansas and Ohio State.

Wins since start of 2009-10 Season

1. Kansas	131
2. Ohio State	126
3. Duke	124
4. Syracuse	123
Kentucky	123
6. Michigan State	113
7. Gonzaga	111
8. Louisville	110
9. Notre Dame	109
Butler	109
11. New Mexico	108
VCU	108
13. San Diego State	107
Saint Mary's	107
15. BYU	106
Murray State	106
17. Memphis	105
North Carolina	105
19. Wichita State	105
20. Florida	103

AP Poll Streak

• Entering the 2013-14 season, Duke has been ranked in the AP poll an NCAA-best 116 straight weeks.

• The Blue Devils have been ranked in the top 10 for the last 113 weeks, including 17 weeks at No. 1.

Consecutive AP Top 25 Rankings - Active

1. Duke	116
2. Kansas	84

Consecutive AP Top 10 Rankings - ACC

1. Duke	113	11/26/07 - present
2. Duke	75	12/26/61 - 12/6/66
3. Duke	69	1/22/91 - 12/26/94
4. Maryland	68	11/25/72 - 3/2/76
5. Duke	67	12/20/99 - 3/3/03

Consecutive AP Top 10 Rankings - NCAA

1. UCLA	155	11/15/66 - 1/20/76
2. Duke	113	11/26/07 - present
3. Kentucky	91	3/14/94 - 2/15/99
4. Kansas	76	11/21/94 - 12/7/98
5. Duke	75	12/26/61 - 12/6/66

Selling Out

• Duke has sold out 355 consecutive games at Cameron Indoor Stadium. The last time Duke did not have a sellout at home was on Nov. 16, 1990, against Boston College.

• Overall, the Blue Devils continue to be one the nation's most popular draws, playing in front of sellout crowds in all venues in 365 of their last 449 games.

Non-Conference Home Win Streak

• Duke has won an NCAA-best 101 consecutive non-conference home games. Duke's last home loss against a non-conference foe was an 83-82 decision against St. John's on Feb. 26, 2000.

• The Blue Devils won 95 consecutive non-conference home games from Feb. 2, 1983 through Dec. 2, 1995. Illinois snapped that streak with a 75-65 win over Duke.

• Duke has also won 94 straight games at Cameron Indoor Stadium against unranked non-conference opponents.

Three-Point Streak

• Duke has connected on at least one three-pointer in 837 consecutive games, the fourth-longest streak in the nation.

Consecutive Games with a 3PT FG

Team	Games
UNLV	875
Vanderbilt	863
Kentucky	861
Duke	837
Western Kentucky	806
Arkansas	805

through 2012-13 season

Tournament Victories Under Krzyzewski

• Duke has had a high level of success in tournaments under Coach K, winning 16 regular-season, 13 ACC and four NCAA Tournaments for a total of 33 tournament championships during his 33-year tenure.

• The Blue Devils own a 75-15 record in regular-season tournaments with 23 consecutive regular-season tournament victories. Duke has won six consecutive in-season tournaments since 2007, including the 2012 Battle 4 Atlantis.

Duke Tournament Records Under Krzyzewski

Tournament	W	L	Pct.	Titles
ACC Tournament	53	19	.736	13
NCAA Tournament	82	25	.766	4
In-Season Tournaments	75	15	.833	16
TOTAL	210	59	.781	33

No. 1 Blue Devils

• The Blue Devils have been ranked No. 1 in the AP Poll in 16 different seasons under **Mike Krzyzewski**.

Seasons Ranked No. 1

Mike Krzyzewski	16
John Wooden	12
Roy Williams	11
Dean Smith	10

Final No. 1 Rankings

• Since 1986, Duke has claimed the No. 1 ranking in the final AP poll seven times. The Blue Devils finished the season ranked No. 1 in the AP poll for four consecutive seasons (1999-2002), an unprecedented feat in college basketball history.

End Of Season No. 1 Rankings

Duke	7
North Carolina	3
UNLV	2
Kansas	2
Ohio State	2
Kentucky	2

Coach K at No. 1

• **Mike Krzyzewski** has coached in 218 games with his Blue Devils as the nation's No. 1 team (AP poll only), compiling a 190-28 (.872) record. Coach K's 218 games at No. 1 rank second all-time in NCAA history, as do his 190 victories:

Coach	No. of Games as No. 1 Team	Record (Pct.)
John Wooden	228	217-11 (.952)
Mike Krzyzewski	218	190-28 (.872)
Dean Smith	134	113-21 (.843)
Adolph Rupp	118	100-18 (.847)

Cook Among Returning All-ACC Performers

• Junior **Quinn Cook** is one of five returning All-ACC performers from a year ago. The Washington, D.C., native averaged 11.7 points, 3.8 rebounds and 5.3 assists per game while earning third team all-league honors in 2013.

• Cook ranked second in the ACC in assists (2nd, 5.3 apg.) and assist-to-turnover ratio (2.40:1), while also ranking tied for fifth in steals (1.4 spg.).

• Cook also knocked down 55 three-point field goals, while shooting 39.3 percent from behind the arc last season.

Returning All-ACC Performers from 2012-13

Joe Harris, Virginia	1st Team
James Michael McAdoo, North Carolina	2nd Team
Ryan Anderson, Boston College	3rd Team
Quinn Cook, Duke	3rd Team
Akil Mitchell, Virginia	3rd team

ACC newcomers C.J. Fair (Syracuse) and Jerian Grant (Notre Dame) return after claiming second team All-Big East honors last season

Dawkins Back in Duke Uniform

• **Andre Dawkins** returns to the lineup after receiving a redshirt last season. He has scored 752 career points and is 248 points shy of becoming the 63rd Duke 1,000-point scorer.

• Duke ranks third in NCAA history with 62 1,000-point scorers.

1,000-Point Scorers by School

1. Louisville	67
2. North Carolina	66
3. ►Duke	62
4. Kentucky	60
5. Syracuse	58
6. Kansas	55
7. Notre Dame	53
8. Cincinnati	49
9. West Virginia	48
Wake Forest	48

Entering 2013-14, Duke Has ...

• been ranked No. 1 in the AP poll in 11 of the last 16 seasons.

• finished in the top 10 of the final AP Poll in 16 of the last 17 seasons.

• won 19 ACC Tournament championships, including 10 of the past 15 titles.

• won 13 straight season openers.

• won 10 or more ACC regular season games in 16 of the last 17 seasons.

• made at least 250 three-point field goals in six straights seasons and in nine of the last 10 seasons overall.

• won 30 or more games in four of the last five seasons.

• won 16 straight games at Cameron Indoor Stadium. The Blue Devils are 800-153 all-time at home with 17 undefeated seasons at the historic venue.

• been undefeated at home in three of the past four seasons. The Blue Devils are 63-3 at Cameron Indoor Stadium in that span.

• been ranked in the top 10 of the AP Poll for 113 straight weeks. The last time Duke was slotted outside the top 10 was the Nov. 19, 2007.

• won six straight in-season tournaments. Duke plays in the Preseason NIT this season.

• won 12 straight Preseason NIT contests. The Blue Devils are 22-2 all-time in the event with titles in 1985, 2000, 2005 and 2009.

• has four players returning that have started 20 or more contests.

Duke Career Totals

Double-Figure Scoring Games

Andre Dawkins	31 (29-2)
Quinn Cook	27 (23-4)
Rasheed Sulaimon	22 (20-2)
Amile Jefferson	6 (4-2)
Tyler Thornton	5 (5-0)
Josh Hairston	4 (4-0)
Alex Murphy	2 (1-1)

20+ Point Games

Andre Dawkins	6 (6-0)
Quinn Cook	3 (2-1)
Rasheed Sulaimon	3 (3-0)

10+ Rebound Games

Amile Jefferson	1 (1-0)
-----------------	---------

10+ Assist Games

Quinn Cook	3 (3-0)
Tyler Thornton	1 (1-0)

3+ Steal Games

Tyler Thornton	8 (7-1)
Quinn Cook	6 (6-0)
Andre Dawkins	5 (5-0)
Rasheed Sulaimon	3 (2-1)

3+ Three-Point FG Games

Andre Dawkins	23 (21-2)
Rasheed Sulaimon	8 (8-0)
Quinn Cook	7 (6-1)
Tyler Thornton	4 (4-0)

Scoring Leaders

Andre Dawkins	6 (6-0)
Rasheed Sulaimon	4 (3-1)
Quinn Cook	2 (2-0)

Rebounding Leaders

Rasheed Sulaimon	4 (4-0)
Andre Dawkins	1 (1-0)
Quinn Cook	1 (1-0)
Amile Jefferson	1 (1-0)
Tyler Thornton	1 (1-0)

Assists Leaders

Quinn Cook	35 (30-5)
Tyler Thornton	14 (11-3)
Rasheed Sulaimon	1 (0-1)

Games Played

Andre Dawkins	109 (92-17)
Tyler Thornton	104 (86-18)
Josh Hairston	91 (76-15)
Quinn Cook	69 (56-13)
Rasheed Sulaimon	36 (30-6)
Amile Jefferson	32 (27-5)
Alex Murphy	31 (25-6)
Marshall Plumlee	19 (15-4)
Todd Zafrovski	17 (17-0)

Starts

	Consecutive	Career
Quinn Cook	34 (28-6)	37 (31-6)
Rasheed Sulaimon	4 (3-1)	33 (28-5)
Tyler Thornton	-	28 (22-6)
Andre Dawkins	-	21 (18-3)
Josh Hairston	-	8 (5-3)
Amile Jefferson	-	7 (6-1)

Record in such games in ()

2013-14 Roster

Alphabetical

NO	NAME	POS	HT	WT	CL-EXP	HOMETOWN (HIGH SCHOOL)
2	Quinn Cook	G	6-2	180	JR-2L	Washington, D.C. (Oak Hill Academy [Va.])
34	Andre Dawkins	G	6-5	215	GR-3L	Chesapeake, Va. (Atlantic Shores Christian)
15	Josh Hairston	F	6-8	235	SR-3L	Fredericksburg, Va. (Montrose Christian [Md.])
5	Rodney Hood	F	6-8	215	R-SO-1L	Meridian, Miss. (Meridian)
21	Amile Jefferson	F	6-9	210	SO-1L	Philadelphia, Pa. (Friends Central School)
13	Matt Jones	G	6-4	200	FR-HS	DeSoto, Texas (DeSoto)
12	Alex Murphy	F	6-9	230	R-SO-2L	Wakefield, R.I. (South Kingstown)
20	Semi Ojeleye	F	6-7	230	FR-HS	Ottawa, Kan. (Ottawa)
45	Nick Pagliuca	G	6-3	175	FR-HS	Weston, Mass. (Milton Academy)
1	Jabari Parker	F	6-8	235	FR-HS	Chicago, Ill. (Simeon Career Academy)
40	Marshall Plumlee	C	7-0	260	R-SO-2L	Warsaw, Ind. (Christ School [N.C.])
14	Rasheed Sulaimon	G	6-4	190	SO-1L	Houston, Texas (Strake Jesuit College Prep)
3	Tyler Thornton	G	6-2	190	SR-3L	Washington, D.C. (Gonzaga)
52	Todd Zafirovski	F	6-9	245	GR-4L	Lake Forest, Ill. (Lake Forest Academy)

Numerical

NO	NAME	POS	HT	WT	CL-EXP	HOMETOWN (HIGH SCHOOL)
1	Jabari Parker	F	6-8	235	FR-HS	Chicago, Ill. (Simeon Career Academy)
2	Quinn Cook	G	6-2	180	JR-2L	Washington, D.C. (Oak Hill Academy [Va.])
3	Tyler Thornton	G	6-2	190	SR-3L	Washington, D.C. (Gonzaga)
5	Rodney Hood	F	6-8	215	R-SO-1L	Meridian, Miss. (Meridian)
12	Alex Murphy	F	6-9	230	R-SO-2L	Wakefield, R.I. (South Kingstown)
13	Matt Jones	G	6-4	200	FR-HS	DeSoto, Texas (DeSoto)
14	Rasheed Sulaimon	G	6-4	190	SO-1L	Houston, Texas (Strake Jesuit College Prep)
15	Josh Hairston	F	6-8	235	SR-3L	Fredericksburg, Va. (Montrose Christian [Md.])
20	Semi Ojeleye	F	6-7	230	FR-HS	Ottawa, Kan. (Ottawa)
21	Amile Jefferson	F	6-9	210	SO-1L	Philadelphia, Pa. (Friends Central School)
34	Andre Dawkins	G	6-5	215	GR-3L	Chesapeake, Va. (Atlantic Shores Christian)
40	Marshall Plumlee	C	7-0	260	R-SO-2L	Warsaw, Ind. (Christ School [N.C.])
45	Nick Pagliuca	G	6-3	175	FR-HS	Weston, Mass. (Milton Academy)
52	Todd Zafirovski	F	6-9	245	GR-4L	Lake Forest, Ill. (Lake Forest Academy)

Duke Staff

Head Coach: Mike Krzyzewski (Army, '69)

Associate Head Coach: Steve Wojciechowski (Duke, '98)

Associate Coach: Jeff Capel (Duke, '97)

Assistant Coach: Nate James (Duke, '01)

Special Assistant: Jon Scheyer (Duke, '10)


Director of Basketball Operations: Pat Thompson (Duke, '11)

Pronunciations

AMILE Jefferson	a-MEEL
Mike KRZYZEWSKI	sha-SHEF-skee
SEMI OJELEYE	SHIM-mee OH-ja-lay
Nick PAGLIUCA	PAL-lee-you-kah
Rasheed SULAIMON	SOO-la-mon
Todd ZAFIROVSKI	zaf-er-OV-skee

Player Bios

Andre Dawkins	12-14
Todd Zafirovski	15-16
Josh Hairston	17-19
Tyler Thornton	20-22
Quinn Cook	23-25
Rodney Hood	26-27
Amile Jefferson	28-29
Alex Murphy	30-31
Marshall Plumlee	32-33
Rasheed Sulaimon	34-35
Matt Jones	36
Semi Ojeleye	37
Nick Pagliuca	38
Jabari Parker	39
Radio / TV Roster	40



34

Andre Dawkins

G • 6-5 • 215 • GR-3L

**Chesapeake, Va. (Atlantic Shores Christian)
Master of Arts in Christian Studies
(Divinity School)**

Career Notes

- Has battled through adversity during his time in Durham ... received a redshirt during the 2012-13 season while taking a year away from basketball
- Deadly long range shooter with 167 career three-point field goals, while shooting 40.1 percent from behind the arc
- Averaging 6.9 points, 1.7 rebounds and 1.5 three-point field goals per game in 109 career contests
- Has 30 double-figure scoring games, including six games with 20-point efforts
- Duke's leading returning scorer with 752 career points, 10th-most among ACC returnees
- An underrated athlete with the ability to finish with authority at the rim
- Bypassed his final year of high school eligibility to join the Blue Devils for the 2009-10 season
- Graduated in May of 2013 with a BA in African & African-American Studies ... currently enrolled in Duke's Divinity School

2011-12

- Played in 34 games with 14 starting assignments
- Led the team in made three-point field goals and three-point field goal percentage (67-of-171, .400)
- Finished fifth in the ACC with 2.0 made three-pointers per game
- Posted career highs with 8.4 points per game, 2.1 rebounds per game and 67 made three-pointers
- Scored in double figures 13 times with four 20-point efforts
- Made multiple three-pointers in 16 games, including four games with at least five treys
- Scored 22 points against Florida State and hit six three-pointers ... hit five of his treys in the first half (2/23)
- Sank three three-pointers and hauled in a season-high five rebounds against Boston College (2/19)
- Sank both three-point attempts against North Carolina and finished with eight points off the bench (2/8)
- Hit four three-pointers against St. John's to finish with 14 points (1/28)
- Scored in double figures for the fourth straight game by sinking 14 points against Florida State ... hit three three-pointers against the Seminoles (1/21)
- Scored 21 points against Wake Forest, sinking seven three-pointers ... all seven treys came in the first half, setting a school record ... scored 18 consecutive points for Duke in that game (1/19)
- Led Duke to a 73-66 win at Clemson, scoring 24 points while hitting five three-pointers ... also blocked a career-high two shots in the victory (1/15)
- Scored 11 points against UNC Greensboro, going 3-for-5 from the three-point line (12/19)
- Contributed 17 points off the bench against Washington in Madison Square Garden (12/10)
- Scored 15 points in 12 minutes against Colorado State ... went 6-of-8 from the floor and 3-of-5 from the three-point line (12/7)
- Totaled 17 points against Michigan in the Maui Invitational, going 4-for-9 from the three-point line ... also contributed a season-high three assists in the win over the Wolverines (11/22)
- Scored 26 points in Coach K's record-setting 903rd career win over Michigan State ... hit six three-pointers during the historic night ... also swiped four steals while playing a career-high 38 minutes (11/15)

2010-11

- Played in all 37 games with seven starts ... averaged 8.1 points and 1.9 rebounds in 21.0 minutes per game
- Scored in double figures in 12 games with one 20-point contest
- Led Duke guards with a .481 field goal percentage (100-of-208) ... also shot 42.7 percent from three-point range

- Shared the team lead with 64 three-point field goals ... made three or more three-point field goals in nine contests
 - Recorded three games with three or more steals ... finished the year with 21 steals
 - Tallied 13 points and three rebounds against Hampton (3/18) in the second round of the NCAA Tournament
 - Made two three-point field goals and scored nine points against Maryland (3/11) in the ACC Tournament quarterfinals
 - Posted 11 points and made 3-of-5 three-point field goals at Maryland (2/2)
 - Connected on three treys and scored 14 points against Virginia (1/15)
 - Finished with eight points, six rebounds and three steals against UAB (1/5)
 - Came off the bench to score 16 points and record a career-high four steals in the ACC opener against Miami (1/2)
 - Made 4-of-5 field goals and finished with 11 points at UNC Greensboro (12/29)
 - Scored 17 points to go with four rebounds, a career-high four assists and two steals against Elon (12/20)
 - Tallied a career-high 28 points against Bradley (12/8) in his first collegiate start ... went 10-of-17 from the field and 8-of-14 from behind the three-point line
 - The 28 points versus Bradley (12/8) are the most points scored by a Duke player in a starting debut ... eight treys were tied for the most by an ACC player in 2011 and are tied for third most in a single game in school history
 - Grabbed a career-high eight rebounds to go with 10 points and two assists against Butler (12/4) in East Rutherford, N.J.
 - Made four three-point field goals and scored 14 points against Oregon (11/27)
 - Was a perfect 4-of-4 from the field, including 3-of-3 from behind the three-point line for 11 points against No. 4 Kansas State (11/23) in the championship game of the CBE Classic
 - Tallied three assists and one blocked shot to go with seven points and four rebounds against Marquette (11/22) in the semifinals of the CBE Classic
 - Scored 16 points and added three steals in just 18 minutes against Colgate (11/19)
 - Had nine points and four rebounds against Miami [Ohio] (11/16) in the CBE Classic
 - Scored 13 points in the season opener against Princeton (11/14) in the first game of the O'Reilly Auto Parts CBE Classic on 5-of-9 shooting and 3-of-6 from behind the three-point line
- ### 2009-10
- Played in 38 contests, scoring a team-best 169 points off the bench
 - Averaged 4.4 points and 1.1 rebounds per game, while shooting 37.9 percent from three-point range (36-of-95)
 - Ranked fourth on the team in three-point field goals (36) and three-point percentage (.379)
 - Made two or more treys in 10 games, including six three-pointers in a December win over Radford
 - Only had 15 turnovers in 477 minutes of action
 - Went 2-of-2 from three-point range for six points in the NCAA Tournament Elite Eight win over Baylor (3/28)
 - Came off the bench to score seven points and grab two rebounds against Georgia Tech (3/14) in the ACC Tournament Championship game
 - Had two steals and five points against North Carolina (3/6)
 - Made 2-of-3 from behind the three-point line at No. 23 Maryland (3/3)
 - Recorded five points, two rebounds and two assists at Virginia (2/28)
 - Tallied 10 points and four rebounds against Pennsylvania (12/31)
 - Scored 16 points in 24 minutes against Gardner-Webb (12/15), making 3-of-5 from behind the three-point line
 - Sparked a struggling Duke offense with 12 points at Wisconsin (12/2) in the Big Ten/ACC Challenge ... went a perfect 4-of-4 from behind the three-point line against the Badgers
 - Posted 11 points and three rebounds in the championship game of the NIT Season Tip-Off against Connecticut (11/27) ... went 4-of-6 from the field, including 2-of-3 from three-point range in the win
 - Matched a Duke freshman record with six three-point field goals against Radford (11/21) ... finished 6-of-8 from deep and 7-of-9 overall from the field for his first career 20-point game
 - Recorded his first career double figure scoring game with 13 points against Coastal Carolina (11/16)
 - Made his collegiate debut with eight points, three rebounds, two assists and one block against UNC Greensboro (11/13)

High School

- Three year letterwinner in basketball at Atlantic Shores Christian ... played for head coach Bruce Croxton
- Bypassed a final year of high school basketball eligibility to enroll at Duke in 2009
- Played his freshman year at Deep Creek high school before transferring to Atlantic Shore Christian ... elected to reclassify as a freshman
- Led the Seahawks to a 90-15 record, including a 53-0 mark in league play, and three straight trips to the final four of the state tournament
- Three-time first team all-state, all-conference and all-state tournament team selection
- Two-time first team NCSAA All-America and All-Tidewater honoree
- Averaged 20.5 points and 4.8 rebounds per game while leading the team to a 33-2 record and a state runner-up finish in 2009
- Named conference player of the year as a sophomore after averaging 22.4 points and 7.0 rebounds per game ... guided Atlantic Shores to a 29-7 ledger in 2008
- Scored 18.0 points per game as a freshman with the Seahawks
- Played with the Boo Williams' All-Stars in the summer AAU circuit ... helped the team to the Peach Jam championship in 2008 ... AAU Nationals runner-up in Orlando in 2009
- Named to the Boo Williams Invitational all-tournament team
- Teamed with Josh Hairston to lead the Boo Williams All-Stars to the Under-15 national title

Personal

- Born Andre Wade Dawkins on Sept. 19, 1991 in Fairfax, Va.
- Son of Andre and Pamela Dawkins and Tamara Hill
- Father, Andre, is a financial advisor
- Mother, Pamela, is a guidance counselor
- Older sister, Lacey, passed away following an automobile accident on the way to the Duke-St. John's game on Dec. 5, 2009
- Has two younger brothers, Caleb and Jalon, and a younger sister, Naomi
- Uncle, Tony Dawkins, referees NCAA and WNBA games
- Aunt, Nikita Lowery Dawkins, is an assistant women's basketball coach at Old Dominion
- Worked as an assistant coach for the Portsmouth Parks and Recreation Youth Basketball league
- Took honors and AP courses throughout high school
- Honor roll member for all four years of high school
- Enrolled in Johns Hopkins Center for Talented Youth
- Passed Algebra 1 high school assessment as a seventh grader
- Posted a first and fourth place finish in the ACSI Math Olympics
- Active in the church community ... volunteered as a sound technician for the Calvary Evangelical Baptist and Infinity churches
- Also was a volunteer with the Infinity Church Christmas outreach program
- A member of the Portsmouth Parks and Recreation & Calvary Evangelical Church Basketball Outreach Ministry
- Enjoys spending time with family, sudoku, chess, swimming, watching movies and playing video games with his brothers
- Favorite athlete is Kobe Bryant
- Has developed into an avid golfer

Career Highs			Career Statistics																				
	2011-12	Career	SEASON	GP-GS	MP	FG-FGA	PCT.	3PT-A	PCT.	FT-FTA	PCT.	REB.	AVG.	PF-DQ	AS	TO	BS	ST	TP	AVG.			
Points	28 vs. Bradley, 12/8/10	30	2009-10	38-0	477	54-136	.397	36-95	.379	25-34	.735	43	1.1	36-1	13	15	2	11	169	4.4			
Rebounds	8 vs. Butler, 12/4/10	6	2010-11	37-7	778	100-208	.481	64-150	.427	34-43	.791	70	1.9	59-1	21	28	4	21	298	8.1			
Assists	4 vs. Elon, 12/20/10	6	2011-12	34-14	760	92-230	.400	67-171	.391	34-46	.739	70	2.1	62-0	20	27	2	14	285	8.4			
Steals	4, 2x, last vs. Michigan State, 11/15/11	3	2012-13	DNP - Redshirt																			
Blocks	2 vs. Clemson, 1/15/12	2	Total	109-21	2015	246-574	.428	167-416	.401	93-123	.756	183	1.7	157-2	55	70	8	46	752	6.9			
FG Made	10 vs. Bradley, 12/8/10	30	Career ACC Regular Season Statistics																				
3FG Made	8 vs. Bradley, 12/8/10	22	SEASON	GP-GS	MP	FG-FGA	PCT.	3PT-A	PCT.	FT-FTA	PCT.	REB.	AVG.	PF-DQ	AS	TO	BS	ST	TP	AVG.			
FT Made	5, 3x, last vs. Washington, 12/10/11	11	2009-10	14-0	140	10-35	.286	6-23	.261	6-9	.667	11	0.8	10-0	3	5	0	5	32	2.3			
Minutes	38 vs. Michigan State, 11/15/11	30	2010-11	16-4	311	28-75	.373	17-54	.315	10-13	.769	24	1.5	24-0	5	17	2	7	83	5.2			
			2011-12	16-5	327	45-107	.420	36-85	.423	18-24	.750	35	2.2	35-0	7	14	2	6	144	9.0			
			2012-13	DNP - Redshirt																			
			Total	46-9	778	83-217	.382	59-162	.364	34-46	.739	70	1.5	69-0	15	36	4	18	259	5.6			
Miscellaneous			Career NCAA Tournament Statistics																				
	2011-12	Career	SEASON	GP-GS	MP	FG-FGA	PCT.	3PT-A	PCT.	FT-FTA	PCT.	REB.	AVG.	PF-DQ	AS	TO	BS	ST	TP	AVG.			
Double-figure points	13	30	2009-10	6-0	44	2-4	.500	2-4	.500	1-4	.250	1	0.2	5-1	0	3	0	0	7	1.2			
20-point games	4	6	2010-11	3-0	68	10-21	.476	5-13	.385	3-3	1.000	6	2.0	4-0	0	1	1	0	28	9.3			
3 or more 3pt FG	9	22	2011-12	1-0	26	2-9	.222	1-5	.200	0-0	.000	1	1.0	3-0	1	1	0	0	5	5.0			
3 or more assists	0	3	2012-13	DNP - Redshirt																			
3 or more steals	1	5	Total	10-0	138	14-34	.411	8-22	.364	4-7	.571	8	0.8	12-1	1	5	1	0	40	4.0			
Charges Drawn	1	2	Career ACC Tournament Statistics																				
Dunks	4	11	SEASON	GP-GS	MP	FG-FGA	PCT.	3PT-A	PCT.	FT-FTA	PCT.	REB.	AVG.	PF-DQ	AS	TO	BS	ST	TP	AVG.			
Three-point plays	1	7	2009-10	3-0	32	3-10	.300	1-6	.167	0-0	.000	3	1.0	5-0	0	2	0	0	7	2.3			
Four-point plays	0	2	2010-11	3-0	44	7-16	.438	6-14	.429	3-3	1.000	5	1.7	8-1	0	2	0	0	23	7.7			
			2011-12	2-0	31	0-7	.000	0-5	.000	0-0	.000	5	2.5	2-0	0	1	0	0	0	0.0			
			2012-13	DNP - Redshirt																			
			Total	8-0	107	10-33	.303	7-25	.280	3-3	1.000	13	1.6	15-1	0	5	0	0	30	3.8			

2009-10

Opponent	FG	3FG	FT	O-D-R	PF	Pts	A	TO	B	S	MIN
UNC Greensboro	3-6	2-4	0-0	1-2-3	4	8	2	0	1	0	15
Coastal Carolina	5-14	3-11	0-0	1-1-2	2	13	3	0	0	1	25
Charlotte	1-4	1-3	2-2	0-3-3	1	5	1	1	0	0	21
Radford	7-9	6-8	0-0	0-0-0	0	20	0	1	3	22	
vs. Arizona State	2-5	2-3	2-2	0-2-2	1	8	1	1	0	0	17
vs. #13 UConn	4-6	2-3	1-1	1-2-3	0	11	0	0	0	0	17
at Wisconsin	4-4	4-4	0-0	1-3-4	0	12	0	0	0	0	22
St. John's	1-5	0-3	0-0	0-3-3	2	2	0	0	0	1	21
Gardner-Webb	6-9	3-5	1-2	0-2-2	2	16	2	1	0	1	24
vs. #15 Gonzaga	1-6	0-4	4-4	0-0-0	0	6	1	1	0	0	17
Long Beach State	2-3	2-3	1-3	1-0-1	0	7	0	0	0	0	9
Pennsylvania	2-7	1-4	5-5	1-3-4	1	10	0	0	0	0	20
#21 Clemson	0-2	0-1	0-0	0-1-1	1	0	0	1	0	0	5
vs. Iowa State	0-2	0-2	0-0	0-0-0	1	0	0	0	0	0	6
at #20 Ga. Tech	1-3	0-2	0-0	0-1-1	1	2	0	0	0	1	12
Boston College	0-3	0-2	4-5	0-2-2	2	4	0	0	0	0	17
Wake Forest	1-3	0-1	1-2	0-2-2	1	3	0	0	0	1	12
at N.C. State	0-0	0-0	0-0	0-0-0	0	0	0	1	0	0	9
at #17 Clemson				DNP							
Florida State	1-3	1-2	0-0	0-0-0	0	3	0	0	0	1	9
at #7 Georgetown	1-4	1-4	2-2	0-1-1	2	5	0	1	0	0	13
#21 Georgia Tech				DNP							
at Boston College	0-0	0-0	1-2	0-0-0	0	1	0	0	0	0	0+
at North Carolina	0-1	0-1	0-0	0-1-1	0	0	0	1	0	0	10
Maryland	0-3	0-1	0-0	0-1-1	0	0	0	0	0	0	10
at Miami	1-2	1-2	0-0	0-0-0	1	3	1	0	0	0	11
Virginia Tech	0-5	0-3	0-0	0-0-0	0	0	0	0	0	0	6
Tulsa	0-3	0-1	0-0	0-0-0	0	0	0	0	0	0	12
at Virginia	2-4	1-3	0-0	0-2-2	1	5	2	1	0	0	19
at #23 Maryland	2-3	2-3	0-0	0-1-1	2	6	0	1	0	0	9
North Carolina	2-3	1-2	0-0	0-0-0	1	5	0	0	0	2	11
Virginia^	0-2	0-1	0-0	0-1-1	2	0	0	0	0	0	10
Miami^	0-3	0-3	0-0	0-0-0	2	0	0	1	0	0	9
Georgia Tech^	3-5	1-2	0-0	0-2-2	1	7	0	1	0	0	13
Ark.-Pine Bluff-	0-1	0-1	1-2	0-0-0	5	1	0	3	0	0	12
California-	0-0	0-0	0-0	0-0-0	0	0	0	0	0	0	3
#10 Purdue-	0-0	0-0	0-0	0-0-0	0	0	0	0	0	0	4
#19 Baylor-	2-2	2-2	0-2	0-0-0	0	6	0	0	0	0	13
#6 West Virginia-	0-0	0-0	0-0	0-1-1	0	0	0	0	0	0	7
#11 Butler-	0-1	0-1	0-0	0-0-0	0	0	0	0	0	0	5

^ - ACC Tournament
 -- - NCAA Tournament
 * - indicates game started

2011-12


Opponent	FG	3FG	FT	O-D-R	PF	Pts	A	TO	B	S	MIN
Belmont	2-7	1-5	1-2	0-0-0	3	6	0	1	0	1	21*
Presbyterian	1-3	1-3	1-2	1-2-3	1	4	0	0	0	0	22*
vs. Michigan State	8-15	6-10	4-4	0-3-3	1	26	0	0	0	4	38*
Davidson	1-3	1-3	2-4	0-1-1	0	5	1	2	0	0	20*
vs. Tennessee	4-7	2-4	0-0	0-0-0	3	10	1	0	0	0	32*
vs. #15 Michigan	5-12	4-9	0-0	1-1-2	2	17	3	1	0	0	35*
vs. #14 Kansas	2-5	2-4	0-0	0-1-1	2	6	1	1	0	0	34*
at #2 Ohio State	0-1	0-0	0-0	0-1-1	1	0	0	0	0	0	19*
Colorado State	6-8	3-5	0-0	0-1-1	2	15	2	1	0	0	12
vs. Washington	5-13	2-9	5-6	0-4-4	0	17	2	0	0	0	32
UNC Greensboro	4-6	3-5	0-0	0-4-4	2	11	1	2	0	0	27
Western Michigan	1-6	0-4	0-0	0-3-3	2	2	0	0	0	0	15
Penn	2-7	1-3	1-2	1-3-4	2	6	2	2	0	1	20
at Temple	0-3	0-2	0-0	0-1-1	1	0	0	1	0	1	14
at Georgia Tech	1-5	1-5	3-4	1-0-1	3	6	1	0	0	0	21
#16 Virginia	3-7	2-6	2-2	0-1-1	1	10	1	0	0	0	29
at Clemson	7-12	5-9	5-6	0-2-2	0	24	0	1	2	1	27
Wake Forest	7-13	7-12	0-0	0-0-0	2	21	0	1	0	1	26*
Florida State	5-10	3-7	1-1	1-3-4	4	14	0	1	0	0	28*
at Maryland	1-6	1-5	0-0	0-4-4	1	3	2	1	0	0	22*
St. John's	4-11	4-10	2-2	0-1-1	1	14	2	1	0	1	35*
at Virginia Tech	2-3	1-1	0-0	0-1-1	3	5	1	0	0	1	23*
Miami	1-5	1-4	0-0	0-1-1	1	3	1	1	0	0	14*
at #5 North Carolina	2-5	2-5	2-3	0-1-1	3	8	0	0	0	0	16
Maryland	1-4	1-3	0-0	1-1-2	4	3	0	2	0	0	15
N.C. State	3-7	2-5	1-2	1-3-4	3	9	0	0	0	2	20
at Boston College	5-11	3-7	0-0	0-5-5	2	13	0	1	0	0	26
at #15 Florida State	6-12	6-9	4-6	1-3-4	3	22	1	1	0	1	21
Virginia Tech	0-3	0-3	0-0	0-1-1	1	0	0	3	0	0	10
at Wake Forest	1-3	1-3	0-0	1-1-2	3	3	0	2	0	0	11
#6 North Carolina	0-1	0-1	0-0	0-1-1	1	0	0	0	0	0	11
vs. Virginia Tech^	0-5	0-3	0-0	0-3-3	1	0	0	1	0	0	14
vs. #17 Florida State^	0-2	0-2	0-0	1-1-2	1	0	0	0	0	0	17
vs. Lehigh-	2-9	1-5	0-0	0-1-1	3	5	1	1	0	0	26

^ - ACC Tournament
 -- - NCAA Tournament
 * - indicates game started

2010-11

Opponent	FG	3FG	FT	O-D-R	PF	Pts	A	TO	B	S	MIN
Princeton	5-9	3-6	0-0	0-0-0	1	13	1	1	0	0	22
Miami (Ohio)	2-6	2-5	3-4	0-4-4	1	9	0	1	0	1	24
Colgate	4-7	3-5	5-6	0-2-2	1	16	0	0	0	3	18
vs. Marquette	3-6	1-3	0-0	0-4-4	1	7	3	0	1	1	21
vs. #4 Kan. State	4-4	3-3	0-0	0-1-1	4	11	0	1	0	0	19
vs. Oregon	4-7	4-7	2-3	0-0-0	2	14	1	1	0	0	21
#6 Michigan State	2-5	1-3	0-0	0-3-3	1	5	1	0	0	1	28
vs. Butler	3-5	2-4	2-3	1-7-8	2	10	2	0	0	1	32
Bradley	10-17	8-14	0-0	1-1-2	0	28	0	0	0	0	31*
Saint Louis	1-2	0-0	0-0	0-0-0	0	2	1	1	0	0	18*
Elon	5-9	3-6	4-5	2-2-4	2	17	4	1	0	2	32
vs. UNCG	4-5	1-2	2-2	0-1-1	2	11	1	1	0	1	23
Miami (Fla.)	5-9	2-4	4-4	0-2-2	3	16	0	1	0	4	29
UAB	3-4	2-3	0-1	1-5-6	2	8	0	1	0	3	32*
Maryland	3-6	2-5	0-0	0-2-2	2	8	1	3	0	0	30*
at Florida State	2-9	1-8	3-3	0-3-3	1	8	0	2	0	0	29
Virginia	5-11	3-8	1-1	0-2-2	2	14	2	1	1	0	32*
at N.C. State	4-8	0-4	0-0	0-1-1	3	8	0	2	0	0	23*
at Wake Forest	1-3	1-3	0-0	0-0-0	2	3	0	2	0	0	13*
Boston College	0-1	0-1	0-0	0-2-2	1	0	0	0	1	0	10
at St. John's	3-8	1-6	0-0	0-0-0	4	7	2	0	0	1	27
at Maryland	3-5	3-5	2-2	0-1-1	3	11	0	0	0	1	20
N.C. State	1-6	1-2	0-0	1-2-3	1	3	1	1	0	1	26
#20 UNC	1-3	1-3	0-0	0-0-0	1	3	0	2	0	1	15
at Miami	0-4	0-2	0-0	0-1-1	0	0	0	1	0	0	13
at Virginia	1-3	1-3	0-0	0-3-3	1	3	0	0	0	0	26
Georgia Tech	0-2	0-1	0-0	0-0-0	1	0	1	1	0	0	9
#24 Temple	2-2	2-2	0-0	0-0-0	0	6	0	0	0	0	7
at Virginia Tech	2-4	2-4	0-0	1-2-3	2	6	0	0	0	0	18
Clemson	0-0	0-0	0-0	0-1-1	0	0	0	1	0	0	6
at #13 UNC	0-1	0-1	0-3	0-0-0	1	0	0	0	0	0	12
Maryland^	3-7	2-5	1-1	0-2-2	2	9	0	0	0	0	18
Virginia Tech^	1-5	1-5	2-2	0-2-2	5	5	0	2	0	0	13
#6 UNC^	3-4	3-4	0-0	0-1-1	1	9	0	0	0	0	13
Hampton-	5-10	2-6	1-1	1-2-3	1	13	0	0	1	0	20
Michigan-	2-6	2-5	0-0	0-2-2	0	6	0	0	0	0	26
#17 Arizona-	3-5	1-2	2-2	1-0-1	3	9	0	1	0	0	22

^ - ACC Tournament
 -- - NCAA Tournament
 * - indicates game started





52 Todd Zafirovski

F • 6-9 • 245 • GR-4L
Lake Forest, Ill. (Lake Forest Academy)
Master of Management Studies
(Fuqua School of Business)

Career Notes

- Awarded a scholarship prior to the 2011-12 season ... has developed as a valuable practice player
- Has played in 17 career games
- Has steadily improved his strength, conditioning and quickness throughout his career
- Earned his way onto the team as a walk-on in December of 2009
- Competed for a spot on the Macedonian National Team in 2012
- Graduated from Duke with a degree in Psychology with a markets and management studies certificate in May of 2013 ... currently enrolled in the Fuqua Business School.

2012-13

- Named to the NABC Honors Court
- Came off the bench in seven games
- Pulled down a rebound against ACC opponent Virginia Tech (2/21)
- Nabbed the first steal of his career against Clemson (1/8)
- Recorded a career-high three points in a win over Cornell (12/19) ... hit his first career free throw in the contest ... also pulled down a rebound while seeing four minutes of action
- Recorded two points and a block in six minutes against Delaware (12/1)

2011-12

- Named to the ACC Academic Honor Roll
- Appeared in five games, coming off the bench in each
- Recorded his first career assist against Boston College (2/19)
- Recorded his first career block against Wake Forest ... also grabbed his second career rebound against the Demon Deacons (1/19)
- Came off the bench to play three minutes against Presbyterian...grabbed his first career rebound (11/12)

2010-11

- Played two minutes in the second round of the NCAA Tournament against Hampton (3/18)
- Made his first career appearance in an ACC game against N.C. State (2/5)
- On the floor for one minute against Saint Louis (12/11)
- Saw four minutes of action against Colgate (11/19)
- Played in his first collegiate game against Miami [Ohio] (11/16) in the second game of the O'Reilly Auto Parts CBE Classic

2009-10

- Did not see any game action after joining the team prior to the Penn game in late December

High School

- Four-year letterwinner at Lake Forest Academy ... two-time team captain under coach Matt Vaughn
- Started over 100 career games finishing 81-37 overall, tied for the most wins and games played in school history
- Helped Lake Forest Academy to a 31-1 league record and three conference titles
- Averaged 11.0 points and 8.0 rebounds per game as a senior ... named first team all-conference
- Earned second team all-conference honors as a junior after averaging 13.0 points and 7.0 rebounds per game
- Scored 16.0 points and grabbed 7.0 rebounds per game as a sophomore to claim second team all-conference accolades
- Named to the St. George Invitational All-Tournament team in 2007
- Also claimed team titles at 2008 WRA Invite, 2007 Midwest Prep Classic and 2006 Boys Club of New York Holiday Tournament
- Also lettered three years in volleyball

Personal

- Born Todd Alexander Zafirovski on June 2, 1990 in Edina, Minn.
- Son of Robin and Mike Zafirovski
- Father, Mike, is a business executive ... played soccer at Edinboro University of Pennsylvania from 1971-75 ... was also a member of the swim team at Edinboro from 1971-74 ... captained both teams
- Mother, Robin, is a homemaker and active volunteer in the community
- Has two older brothers, Matt and Kirk ... Matt graduated from Duke in 2008
- 2009 Hixon Award winner at Lake Forest Academy ... was also on the student council and student athletic advisory council at LFA
- Enjoys watching a wide variety of sports as well as Entourage and Friday Night Lights ... favorite athlete is former Blue Devil Luol Deng

PLAYERS

Career Highs		Career Statistics																		
Points	3 vs. Cornell, 12/19/12	SEASON	GP-GS	MP	FG-FGA	PCT.	3PT-A	PCT.	FT-FTA	PCT.	REB.	AVG.	PF-DQ	AS	TO	BS	ST	TP	AVG.	
Rebounds	1, 5x, last at Virginia Tech, 2/24/13	2009-10 DNP - Redshirt																		
Assists	1 vs. Boston College, 2/19/12	2010-11	5-0	11	0-1	.000	0-0	.000	0-0	.000	0	0.0	1-0	0	0	0	0	0	0.0	
Steals	1 vs. Clemson, 1/8/13	2011-12	5-0	10	0-2	.000	0-0	.000	0-0	.000	2	0.4	1-0	1	1	1	0	0	0.0	
Blocked Shots	1, 2x, vs. Delaware, 12/1/12	2012-13	7-0	16	2-4	.500	0-0	.000	1-4	.250	3	0.4	3-0	0	0	1	1	5	0.7	
FG Made	1, 2x, last vs. Cornell, 12/19/12	Total	17-0	37	2-7	.286	0-0	.000	1-4	.250	5	0.3	5-0	1	1	2	1	5	0.3	
FT Made	1 vs. Cornell, 12/19/12	Career ACC Regular Season Statistics																		
		SEASON	GP-GS	MP	FG-FGA	PCT.	3PT-A	PCT.	FT-FTA	PCT.	REB.	AVG.	PF-DQ	AS	TO	BS	ST	TP	AVG.	
		2009-10 DNP - Redshirt																		
		2010-11	1-0	2	0-0	.000	0-0	.000	0-0	.000	0	0.0	1-0	0	0	0	0	0	0.0	
		2011-12	2-0	3	0-0	.000	0-0	.000	0-0	.000	1	0.5	1-0	1	0	1	0	0	0.0	
		2012-13	4-0	5	0-1	.000	0-0	.000	0-0	.000	1	0.3	1-0	0	0	0	1	0	0.0	
		Total	7-0	10	0-1	.000	0-0	.000	0-0	.000	2	0.3	3-0	1	0	1	1	0	0.0	
		Career NCAA Tournament Statistics																		
		SEASON	GP-GS	MP	FG-FGA	PCT.	3PT-A	PCT.	FT-FTA	PCT.	REB.	AVG.	PF-DQ	AS	TO	BS	ST	TP	AVG.	
		2009-10 DNP - Redshirt																		
		2010-11	1-0	2	0-0	.000	0-0	.000	0-0	.000	0	0.0	0-0	0	0	0	0	0	0.0	
		2011-12	0-0	0	0-0	.000	0-0	.000	0-0	.000	0	0.0	0-0	0	0	0	0	0	0.0	
		2012-13	0-0	0	0-0	.000	0-0	.000	0-0	.000	0	0.0	0-0	0	0	0	0	0	0.0	
		Total	1-0	2	0-0	.000	0-0	.000	0-0	.000	0	0.0	0-0	0	0	0	0	0	0.0	
		Career ACC Tournament Statistics																		
		SEASON	GP-GS	MP	FG-FGA	PCT.	3PT-A	PCT.	FT-FTA	PCT.	REB.	AVG.	PF-DQ	AS	TO	BS	ST	TP	AVG.	
		2009-10 DNP - Redshirt																		
		2010-11	0-0	0	0-0	.000	0-0	.000	0-0	.000	0	0.0	0-0	0	0	0	0	0	0.0	
		2011-12	0-0	0	0-0	.000	0-0	.000	0-0	.000	0	0.0	0-0	0	0	0	0	0	0.0	
		2012-13	0-0	0	0-0	.000	0-0	.000	0-0	.000	0	0.0	0-0	0	0	0	0	0	0.0	
		Total	0-0	0	0-0	.000	0-0	.000	0-0	.000	0	0.0	0-0	0	0	0	0	0	0.0	

2010-11

Opponent	FG	3FG	FT	O-D-R	PF	Pts	A	TO	B	S	MIN
Princeton				DNP							
Miami (Ohio)	0-1	0-0	0-0	0-0-0	0	0	0	0	0	0	2
Colgate	0-0	0-0	0-0	0-0-0	0	0	0	0	0	0	4
vs. Marquette				DNP							
vs. [4] Kansas State				DNP							
vs. Oregon				DNP							
[6] Michigan State				DNP							
vs. Butler				DNP							
Bradley				DNP							
Saint Louis	0-0	0-0	0-0	0-0-0	0	0	0	0	0	0	1
Elon				DNP							
vs. UNC Greensboro				DNP							
Miami (Fla.)				DNP							
UAB				DNP							
Maryland				DNP							
at Florida State				DNP							
Virginia				DNP							
at N.C. State				DNP							
at Wake Forest				DNP							
Boston College				DNP							
at St. John's				DNP							
at Maryland				DNP							
N.C. State	0-0	0-0	0-0	0-0-0	1	0	0	0	0	0	2
[20] North Carolina				DNP							
at Miami				DNP							
at Virginia				DNP							
Georgia Tech				DNP							
[24] Temple				DNP							
at Virginia Tech				DNP							
Clemson				DNP							
at [13] North Carolina				DNP							
^ vs. ¹ Maryland				DNP							
^ vs. ⁴ Virginia Tech				DNP							
^ vs. [6] ¹ North Carolina				DNP							
- vs. ¹⁸ Hampton	0-0	0-0	0-0	0-0-0	0	0	0	0	0	0	2
- vs. ⁹ Michigan				DNP							
- vs. [17] ⁵ Arizona				DNP							

* Indicates Games Started
 [] AP Ranking
 ^ ACC Tournament
 - NCAA Tournament

2012-13


Opponent	FG	3FG	FT	O-D-R	PF	Pts	A	TO	B	S	MIN
Georgia State				DNP							
vs. [3] Kentucky				DNP							
Florida Gulf Coast				DNP							
vs. Minnesota				DNP							
vs. VCU				DNP							
vs. [2] Louisville				DNP							
[4] Ohio State				DNP							
Delaware	1-2	0-0	0-2	1-0-1	2	2	0	0	1	0	6
at Temple				DNP							
Cornell	1-1	0-0	1-2	0-1-1	0	3	0	0	0	0	4
Elon	0-0	0-0	0-0	0-0-0	0	0	0	0	0	0	1
Santa Clara				DNP							
vs. Davidson				DNP							
Wake Forest				DNP							
Clemson	0-0	0-0	0-0	0-0-0	0	0	0	0	0	1	1
at [20] N.C. State				DNP							
Georgia Tech				DNP							
at [25] Miami				DNP							
Maryland				DNP							
at Wake Forest				DNP							
at Florida State				DNP							
N.C. State				DNP							
at Boston College				DNP							
North Carolina				DNP							
at Maryland				DNP							
at Virginia Tech	0-1	0-0	0-0	0-1-1	1	0	0	0	0	0	2
Boston College	0-0	0-0	0-0	0-0-0	0	0	0	0	0	0	1
at Virginia				DNP							
[5] Miami				DNP							
Virginia Tech	0-0	0-0	0-0	0-0-0	0	0	0	0	0	0	1
at North Carolina				DNP							
^ vs. ¹ Maryland				DNP							
- vs. ¹⁵ Albany				DNP							
- vs. [22] ¹ Creighton				DNP							
- vs. [9] ¹ Michigan State				DNP							
- vs. [2] ¹ Louisville				DNP							


* Indicates Games Started
 [] AP Ranking
 ^ ACC Tournament
 - NCAA Tournament

2011-12

Opponent	FG	3FG	FT	O-D-R	PF	Pts	A	TO	B	S	MIN
Belmont				DNP							
Presbyterian	0-1	0-0	0-0	0-1-1	0	0	0	0	0	0	3
vs. Michigan State				DNP							
Davidson				DNP							
vs. Tennessee				DNP							
vs. [15] Michigan				DNP							
vs. [14] Kansas				DNP							
at [2] Ohio State				DNP							
Colorado State				DNP							
vs. Washington				DNP							
UNC Greensboro				DNP							
Western Michigan	0-1	0-0	0-0	0-0-0	0	0	0	0	0	0	2
Penn				DNP							
at Temple				DNP							
at Georgia Tech				DNP							
[16] Virginia				DNP							
at Clemson				DNP							
Wake Forest	0-0	0-0	0-0	0-1-1	1	0	0	0	1	0	2
Florida State				DNP							
at Maryland				DNP							
St. John's				DNP							
at Virginia Tech				DNP							
Miami				DNP							
at [5] North Carolina				DNP							
Maryland				DNP							
N.C. State				DNP							
at Boston College	0-0	0-0	0-0	0-0-0	0	0	1	0	0	0	1
at [15] Florida State				DNP							
Virginia Tech				DNP							
at Wake Forest				DNP							
[6] North Carolina				DNP							
^ vs. ¹⁰ Virginia Tech				DNP							
^ vs. [17] ³ Florida State				DNP							
- vs. ¹⁵ Lehigh				DNP							

* Indicates Games Started
 [] AP Ranking
 ^ ACC Tournament
 - NCAA Tournament





15 Josh Hairston

F • 6-8 • 235 • SR-3L
Fredericksburg, Va. (Montrose Christian)
Major: Sociology

Career

- An active, undersized post player with a good motor and solid frame
- Has added size and strength throughout his first three seasons at Duke
- Has the ability to be an effective rebounder with a solid base, good quickness and active hands
- A vocal, energetic leader on the court
- Has developed into a solid outside shooter out to 15 feet, but at his best when cleaning up on the offensive glass
- A vocal defender willing to dive on the floor, take charges and come up with deflections and loose balls ... has taken 26 charges
- Expected to be a consistent contributor in the Duke post rotation throughout the 2013-14 season
- Averaging 2.3 points and 1.6 rebounds in 91 career contests ... has made eight starts
- Has improved his field goal percentage, free throw percentage and rebound average in each of his seasons at Duke

2012-13

- A key energy player off the Blue Devil bench ... appeared in 35 games with six starts ... drew a team-high 20 charges on the year
- Averaged 2.6 points and 2.1 rebounds per contest
- Was the first player off the Duke bench a team-high 18 times
- Notched five points, including a three-point play, against Louisville in the NCAA Elite Eight (3/31)
- Pulled down five rebounds in an NCAA Tournament win over Creighton (3/24)
- Scored 11 points on 4-of-6 shooting to lead the Blue Devils past Virginia Tech (2/21) ... the 11 points matched a season high and marked the fourth double-figure scoring game of his career
- Totaled 11 points against Maryland (2/16)
- Recorded his first dunk of the season in a win over Florida State (2/2) ... also drew a charge, blocked a career-high two shots and scored five points in 16 minutes of action
- Drew his first start of the season against NC State (1/12) ... played a career-high 25 minutes in the contest, responding with eight points, five rebounds and one assist ... the eight points and four made field goals were both ACC highs
- Took three charges in 18 minutes of action against Wake Forest (1/5) ... also added two points and an offensive rebound in the win ... contributed at least 10 minutes of action for the ninth time this season
- Played a season-high 19 minutes against Cornell (12/19), scoring three points and pulling down two rebounds in the win ... also completed a three-point play
- Matched a career high with six rebounds in a win over Delaware (12/1)
- Went 2-of-2 from the field to score four points in a 73-68 win over fourth-ranked Ohio State (11/28) ... also collected two rebounds in 10 minutes of play
- Tallied one rebound, one assist and one block against VCU (11/23) in the Battle 4 Atlantis tournament
- Came off the bench to provide valuable minutes in a 75-68 win over No. 3 Kentucky (11/13) ... scored five points, pulled down five rebounds (four offensive) and drew a charge in 14 minutes of action

2011-12

- Appeared in 29 games with two starts ... drew starting assignments in back-to-back games versus Virginia Tech (2/2) and Miami (2/5)
- Averaged 2.7 points and 1.4 rebounds per game ... finished with more offensive rebounds (23) than defensive rebounds (19)
- Hit 31-of-69 (.449) field goal attempts and 16-of-24 (.667) free throws
- Registered four blocks, four steals and five assists
- Averaged 16.0 minutes per game over Duke's last three contests ... played 17 minutes versus Virginia Tech (3/9), 21 against Florida State (3/10) and 10 against Lehigh (3/16)

- Drew the start against Miami, scoring two points and grabbing two rebounds in 13 minutes (2/5)
- Made his first career start against Virginia Tech and responded with six points and three rebounds in 15 minutes of action (2/2)
- Scored a career-high 13 points against Western Michigan ... went 7-of-9 from the free throw line ... pulled in four offensive rebounds over a season-high 18 minutes of action (12/30)
- Hit all three field goal attempts against No. 2 Ohio State to finish with six points (11/29)
- Scored nine points in the season opener versus Presbyterian, finishing 4-of-6 from the field over 16 minutes ... also grabbed a season-high six rebounds against the Blue Hose, including three offensive boards (11/12)

2010-11

- Averaged 1.4 points and 1.2 rebounds in 27 games ... had nearly half of his rebounds on the offensive end of the floor
- Converted a three-point play and had two rebounds against Hampton (3/18) in the second round of the NCAA Tournament
- Scored five points in 10 minutes of action against N.C. State (2/5)
- Dished out two assists and grabbed two rebounds at St. John's (1/30)
- Tallied two points and one rebound at Wake Forest (1/22)
- Posted two points and two rebounds at N.C. State (1/19)
- Pulled down one rebound in his first career ACC game at Florida State (1/12)
- Played a season-high 16 minutes at UNC Greensboro (12/29) and had two points and three rebounds
- Scored a season-high 12 points on 4-of-5 from the field and 4-of-6 from the free throw line for his first career double-digit scoring game against Saint Louis (12/11) ... also had four rebounds and two steals in the game
- Played a season-high 16 minutes and had two points and three rebounds at UNC Greensboro (12/29)
- Notched four points, four rebounds and one blocked shot against Bradley (12/8)
- Had four points and three rebounds against Colgate (11/19)
- Made his collegiate debut against Princeton (11/14) and scored his first two points on a fastbreak dunk off his own steal ... also had two rebounds in his 13 minutes

High School

- Played his senior season at Montrose Christian for Stu Vetter ... spent his first three years at Courtland High School for coach J.T. Nino
- Competed in the 2010 Capital Classic All-Star Game ... named to the All-Capital Classic Team after posting a double-double with 14 points and 10 rebounds
- Played in the Adidas Derby Festival Basketball Classic, finishing with 13 points, six rebounds and three steals
- Named the Gatorade Player of the Year in Maryland after averaging 20.2 points, 10.2 rebounds and 2.1 assists per game as a senior
- Selected as a third team Parade All-America
- Led Montrose Christian to a 16-5 record and was a Washington Post All-Met selection as well as Region 1 Player of the Year
- Three-time first team All-Battlefield District selection ... two-time Battlefield District Player of the Year selection while at Courtland
- Received Virginia State Player of the Year honors from the VHSCA and AP as a junior ... also named Region 1 Player of the Year, Washington Post All-Met First Team and Free Lance Star Co-Player of the Year
- Averaged 23.3 points, 10.3 rebounds and 3.0 blocks per game while leading Courtland to its first state championship as a junior
- Earned first team all-state and Region 1 Player of the Year honors as a sophomore after averaging 17.2 points and 10.3 rebounds per game
- Averaged 14.7 points, 7.4 rebounds and 3.0 assists per game to earn second team all-region accolades as a freshman
- Played AAU basketball on D.C. Assault with Blue Devil teammate Tyler Thornton ... helped the team to championships at the Adidas Super 64 in 2007 and 2008
- Named MVP of the Under-16 Division at the Bob Gibbons Tournament of Champions
- Teamed with Andre Dawkins to lead the Boo Williams All-Stars to the Under-15 national title
- Ranked 32nd by the Recruiting Services Consensus Index
- Rated in the top 75 overall by Scout.com (No. 33), ESPNU 100 (No. 19) and Rivals.com (No. 56)

PLAYERS

USA Basketball

- Started all five games for the USA at the 2010 FIBA U18 Championship in San Antonio, Texas
- Averaged 5.2 points and 2.5 rebounds in 14.8 minutes per game to help the USA to a 5-0 record and the gold medal
- Scored 11 points on 5-of-7 shooting and grabbed four rebounds in a 114-38 win over Mexico
- Recorded 10 points, four rebounds and a steal in 122-89 semifinal win over Canada

Personal

- Born Joshua Keith Hairston on January 12, 1992 in Alexandria, Va.
- Son of Keith and Natalie Hairston
- Father, Keith, played football at Appalachian State from 1982-86 ... he is currently a Virginia State Trooper
- Mother, Natalie, is a district manager
- Has two older brothers, Brian and Byron, and a younger sister, Jessica
- Cousin, Kimberly Hairston, is a women's basketball coach at Georgia
- Cousin, Jasmine Hairston, is a junior basketball player at UNC-Pembroke
- An academic scholar at Montrose Christian ... also an honor roll member
- A member of the conflict prevention team, a mediation group, at Courtland
- Enjoys hanging out with friends, playing video games and watching movies
- Favorite athletes are Kobe Bryant, Chris Johnson and Roy Jones, Jr.

PLAYERS



Career Highs

Points	13 vs. Western Michigan, 12/30/11
Rebounds	6, 2x, last vs. Delaware, 12/1/12
Assists	2 vs. St. John's, 1/30/11
Steals	2 vs. Saint Louis, 12/11/10
Blocked Shots	2 at Florida State, 2/2/13
FG Made	4, 5x, last at Virginia Tech, 2/21/13
FT Made	7 vs. Western Michigan, 12/30/11
Minutes	25 at NC State, 1/12/13

Miscellaneous

	2012-13	Career
Double-figure points	2	4
5 or more rebounds	4	5
Charges Drawn	20	26
Dunks	2	6
Three-point plays	3	5

Career Statistics

SEASON	GP-GS	MP	FG-FGA	PCT.	3PT-A	PCT.	FT-FTA	PCT.	REB.	AVG.	PF-DQ	AS	TO	BS	ST	TP	AVG.
2010-11	27-0	165	13-36	.361	0-0	.000	13-23	.565	33	1.2	26-0	3	8	1	4	39	1.4
2011-12	29-2	246	31-69	.449	0-1	.000	16-24	.667	42	1.4	39-1	5	15	4	4	78	2.7
2012-13	35-6	444	36-80	.450	0-1	.000	18-26	.692	73	2.1	85-5	8	19	6	5	90	2.6
Total	91-8	855	80-185	.432	0-2	.000	47-73	.644	148	1.6	150-6	16	42	11	13	207	2.3

Career ACC Regular Season Statistics

SEASON	GP-GS	MP	FG-FGA	PCT.	3PT-A	PCT.	FT-FTA	PCT.	REB.	AVG.	PF-DQ	AS	TO	BS	ST	TP	AVG.
2010-11	9-0	37	2-8	.250	0-0	.000	5-9	.556	6	0.7	4-0	0	2	0	0	9	1.0
2011-12	13-2	83	8-19	.421	0-0	.000	4-5	.800	7	0.5	20-1	0	5	2	3	20	1.5
2012-13	17-6	260	26-50	.520	0-0	.000	9-14	.643	36	2.1	44-2	5	11	4	3	61	3.6
Total	39-8	380	36-77	.468	0-0	.000	18-28	.643	49	1.3	68-3	5	18	6	6	90	2.3

Career NCAA Tournament Statistics

SEASON	GP-GS	MP	FG-FGA	PCT.	3PT-A	PCT.	FT-FTA	PCT.	REB.	AVG.	PF-DQ	AS	TO	BS	ST	TP	AVG.
2010-11	2-0	15	1-1	1.000	0-0	.000	1-1	1.000	2	1.0	0-0	0	0	0	0	3	1.5
2011-12	1-0	10	2-4	.500	0-0	.000	0-0	.000	2	2.0	1-0	1	1	0	0	4	4.0
2012-13	4-0	40	1-4	.250	0-0	.000	3-3	1.000	8	2.0	9-1	0	3	0	0	5	1.3
Total	7-0	45	4-9	.444	0-0	.000	4-4	1.000	12	1.7	10-1	1	4	0	0	12	1.7

Career ACC Tournament Statistics

SEASON	GP-GS	MP	FG-FGA	PCT.	3PT-A	PCT.	FT-FTA	PCT.	REB.	AVG.	PF-DQ	AS	TO	BS	ST	TP	AVG.
2010-11	3-0	3	0-0	.000	0-0	.000	0-0	.000	0	0.0	0-0	0	0	0	0	0	0.0
2011-12	2-0	38	4-8	.500	0-0	.000	0-0	.000	4	2.0	5-0	2	3	1	0	8	4.0
2012-13	1-0	9	0-2	.000	0-0	.000	2-2	1.000	0	0.0	2-0	0	0	0	1	2	2.0
Total	6-0	50	4-10	.400	0-0	.000	2-2	1.000	4	0.7	7-0	2	3	1	1	10	1.7

2010-11

Opponent	FG	3FG	FT	O-D-R	PF	Pts	A	TO	B	S	MIN
Princeton	1-1	0-0	0-0	1-1-2	2	2	0	0	0	1	13
Miami (Ohio)	1-5	0-0	0-0	0-2-2	3	2	0	0	0	0	11
Colgate	1-3	0-0	2-5	2-1-3	1	4	1	0	0	0	12
vs. Marquette				DNP							
vs. [4] Kansas State	0-0	0-0	0-0	0-0-0	2	0	0	0	0	0	3
vs. Oregon	0-1	0-0	1-2	0-1-1	2	1	0	0	0	0	6
[6] Michigan State				DNP							
vs. Butler	0-0	0-0	0-0	0-0-0	0	0	0	0	0	1	1
Bradley	2-5	0-0	0-0	2-2-4	1	4	0	1	1	0	11
Saint Louis	4-5	0-0	4-6	1-3-4	4	12	0	0	0	2	15
Elon	0-1	0-0	0-0	1-1-2	1	0	0	1	0	0	7
vs. UNC Greensboro	1-3	0-0	0-0	2-1-3	4	2	0	2	0	0	16
Miami (Fla.)				DNP							
UAB	0-1	0-0	0-0	0-1-1	0	0	0	0	0	0	5
Maryland				DNP							
at Florida State	0-0	0-0	0-0	1-0-1	0	0	0	0	0	0	5
Virginia	0-0	0-0	0-0	0-0-0	0	0	0	0	0	0	4
at N.C. State	1-1	0-0	0-2	2-0-2	0	2	0	1	0	0	5
at Wake Forest	0-1	0-0	2-2	1-0-1	1	2	0	0	0	0	3
Boston College	0-2	0-0	0-0	1-0-1	0	0	0	0	0	0	3
at St. John's	0-2	0-0	0-0	1-1-2	1	0	2	2	0	0	7
at Maryland	0-0	0-0	0-0	0-0-0	0	0	0	0	0	0	1
N.C. State	1-3	0-0	3-5	1-0-1	2	5	0	1	0	0	10
[20] North Carolina				DNP							
at Miami				DNP							
at Virginia	0-0	0-0	0-0	0-0-0	0	0	0	0	0	0	2
Georgia Tech	0-1	0-0	0-0	0-0-0	1	0	0	0	0	0	4
[24] Temple	0-0	0-0	0-0	0-1-1	1	0	0	0	0	0	3
at Virginia Tech				DNP							
Clemson				DNP							
at [13] North Carolina				DNP							
^ vs. Maryland	0-0	0-0	0-0	0-0-0	0	0	0	0	0	0	1
^ vs. Virginia Tech	0-0	0-0	0-0	0-0-0	0	0	0	0	0	0	1
^ vs. [6] North Carolina	0-0	0-0	0-0	0-0-0	0	0	0	0	0	0	1
- vs. Hampton	1-1	0-0	1-1	0-2-2	0	3	0	0	0	0	13
- vs. Michigan				DNP							
- vs. [17] Arizona	0-0	0-0	0-0	0-0-0	0	0	0	0	0	0	2

* Indicates Games Started
 [] AP Ranking
 ^ ACC Tournament
 - NCAA Tournament

2012-13


Opponent	FG	3FG	FT	O-D-R	PF	Pts	A	TO	B	S	MIN
Georgia State	0-2	0-1	0-0	0-1-1	3	0	0	1	0	0	8
vs. [3] Kentucky	2-3	0-0	1-2	4-1-5	5	5	0	0	0	0	14
Florida Gulf Coast	1-1	0-0	0-0	0-2-2	2	2	0	0	0	0	11
vs. Minnesota	0-1	0-0	0-0	0-0-0	2	0	0	0	0	1	12
vs. VCU	0-0	0-0	0-0	0-1-1	2	0	1	0	1	0	6
vs. [2] Louisville	0-0	0-0	0-0	0-2-2	2	0	0	0	0	0	7
[4] Ohio State	2-2	0-0	0-0	1-1-2	0	4	0	0	0	0	10
Delaware	1-4	0-0	1-2	1-5-6	5	3	1	0	1	0	11
at Temple	0-0	0-0	0-0	0-1-1	0	0	0	0	0	0	5
Cornell	1-6	0-0	1-1	2-0-2	0	3	1	0	0	0	19
Elon	1-3	0-0	0-0	2-2-4	3	2	0	2	0	0	12
Santa Clara	1-2	0-0	1-2	1-0-1	2	3	0	1	0	0	11
vs. Davidson	0-0	0-0	0-0	0-2-2	4	0	0	1	0	0	9
Wake Forest	1-2	0-0	0-0	1-0-1	1	2	0	1	0	1	18
Clemson	0-1	0-0	1-2	1-0-1	1	1	0	0	0	0	16
at [20] N.C. State	4-7	0-0	0-0	3-2-5	1	8	1	2	0	0	25*
Georgia Tech	0-1	0-0	0-0	0-1-1	4	0	1	0	0	1	11*
at [25] Miami	1-1	0-0	0-0	1-1-2	0	2	0	0	0	0	9
Maryland	1-1	0-0	0-1	0-2-2	1	2	1	0	0	0	14
at Wake Forest	1-2	0-0	0-0	1-2-3	2	2	0	1	1	0	14
at Florida State	2-6	0-0	1-2	1-0-1	5	5	0	1	2	0	16
N.C. State				DNP - INJ							
at Boston College	2-5	0-0	0-0	1-0-1	3	4	0	0	0	0	17
North Carolina	1-2	0-0	0-0	0-2-2	2	2	1	1	0	0	9*
at Maryland	4-5	0-0	3-3	0-3-3	5	11	0	1	0	0	24
at Virginia Tech	4-6	0-0	3-4	1-2-3	3	11	0	0	0	0	21*
Boston College	1-3	0-0	1-2	2-0-2	2	3	1	0	0	1	19*
at Virginia	0-0	0-0	0-0	0-0-0	4	0	0	1	0	0	15*
[5] Miami	1-2	0-0	0-0	0-2-2	3	2	0	1	1	0	10
Virginia Tech	2-5	0-0	0-0	3-1-4	3	4	0	0	0	0	10
at North Carolina	1-1	0-0	0-0	1-2-3	4	2	0	2	0	0	12
^ vs. Maryland	0-2	0-0	2-2	0-0-0	2	2	0	0	0	1	9
- vs. Albany	0-1	0-0	0-0	1-1-2	2	0	0	0	0	0	13
- vs. [22] Creighton	0-2	0-0	0-0	1-4-5	5	0	0	2	0	0	10
- vs. [9] Michigan State	0-0	0-0	0-0	0-0-0	1	0	0	0	0	0	6
- vs. [2] Louisville	1-1	0-0	3-3	0-1-1	1	5	0	1	0	0	11

* Indicates Games Started
 [] AP Ranking
 ^ ACC Tournament
 - NCAA Tournament

2011-12

Opponent	FG	3FG	FT	O-D-R	PF	Pts	A	TO	B	S	MIN
Belmont				DNP							
Presbyterian	4-6	0-0	1-2	3-3-6	3	9	1	1	0	1	16
vs. Michigan State	0-1	0-0	0-0	1-1-2	0	0	0	1	0	0	5
Davidson	0-1	0-0	0-0	1-2-3	0	0	0	1	0	0	8
vs. Tennessee	0-0	0-0	0-0	2-0-2	0	0	0	0	0	0	2
vs. [15] Michigan	0-1	0-0	0-0	0-0-0	0	0	0	0	0	0	1
vs. [14] Kansas				DNP							
at [2] Ohio State	3-3	0-0	0-0	1-0-1	3	6	0	0	0	0	13
Colorado State	2-4	0-1	0-2	0-3-3	3	4	0	0	0	0	14
vs. Washington	0-0	0-0	0-0	0-0-0	0	0	0	0	0	0	1
UNC Greensboro	2-8	0-0	2-2	3-1-4	1	6	0	1	0	0	11
Western Michigan	3-8	0-0	7-9	4-0-4	1	13	0	1	1	0	18
Penn	2-3	0-0	1-2	1-0-1	1	5	0	1	0	0	11
at Temple	1-1	0-0	0-0	1-0-1	1	2	1	0	0	0	8
at Georgia Tech	1-1	0-0	0-0	0-0-0	0	2	0	1	0	0	7
[16] Virginia				DNP							
at Clemson	0-1	0-0	0-0	0-0-0	1	0	0	0	0	0	4
Wake Forest	0-0	0-0	2-2	0-1-1	5	2	0	1	0	1	10
Florida State				DNP							
at Maryland	1-2	0-0	0-0	0-0-0	0	2	0	0	0	0	7
St. John's	0-2	0-0	1-2	1-1-2	0	1	0	0	0	0	7
at Virginia Tech	3-6	0-0	0-1	2-1-3	2	6	0	0	0	1	15*
Miami	1-4	0-0	0-0	2-0-2	2	2	0	1	1	0	13*
at [5] North Carolina	0-0	0-0	0-0	0-0-0	1	0	0	0	0	0	1
Maryland	0-0	0-0	0-0	0-0-0	2	0	0	1	0	1	3
N.C. State	2-4	0-0	2-2	0-1-1	3	6	0	0	0	0	9
at Boston College	0-1	0-0	0-0	0-0-0	3	0	0	1	1	0	9
at [15] Florida State	0-0	0-0	0-0	0-0-0	1	0	0	0	0	0	4
Virginia Tech	0-0	0-0	0-0	0-0-0	0	0	0	0	0	0	1
at Wake Forest				DNP							
[6] North Carolina	0-0	0-0	0-0	0-0-0	0	0	0	0	0	0	1
^ vs. Virginia Tech	2-3	0-0	0-0	0-3-3	3	4	1	1	0	0	17
^ vs. [17] Florida State	2-5	0-0	0-0	1-0-1	2	4	1	2	1	0	21
- vs. Lehigh	2-4	0-0	0-0	0-2-2	1	4	1	1	0	0	10

* Indicates Games Started
 [] AP Ranking
 ^ ACC Tournament
 - NCAA Tournament





3

Tyler Thornton

G • 6-2 • 190 • SR-3L

Washington, D.C. (Gonzaga)

Major: Psychology

Career

- A team captain for the 2013-14 season ... will be looked upon to help anchor the backcourt
- A vocal and emotional leader for the Blue Devils ... has the ability to spark Duke and ignite the crowd in a variety of ways
- A hard-nosed player who applies constant ball pressure with solid footwork and strength ... pesky nature on defense rattles opposing ball handlers into turnovers and bad shots
- A strong ball handler and passer ... has committed more than two turnovers just 15 times in 104 career games
- Willing to dive on the floor, take charges and dig out rebounds against bigger opponents in the paint
- Has shown the ability to impact the game as a reliable lead guard as a starter or coming off the bench
- Displays a knack for sparking the Blue Devils with timely shooting and key defensive stops
- Has steadily improved his conditioning, quickness and shooting stroke
- Averaging 3.1 points, 1.6 rebounds and 1.7 assists in 104 career games (28 starts) ... has 181 assists, with a 1.9:1 assist-to-turnover ratio, and 93 steals
- A crafty defender that uses his strength and active hands to harass opposing guards
- Active in the community with the Read with the Blue Devils program and the Duke Children's Hospital ... also began working the SONS (Students Of New Success) program, which was created to both educate and mentor at-risk males at CC Spaulding Elementary School the fall of 2012

2012-13

- Named to the Allstate NABC Good Hands Team
- One of 10 finalists for the Sports Illustrated College Athlete of the Year ... the award celebrates one female and one male collegiate student-athlete who have demonstrated excellent performance on the field and in the classroom, sportsmanship and commitment to community
- Appeared in all 36 contests with six starts ... averaged 3.6 points, 2.3 rebounds, 2.2 assists and 1.3 steals per game ... his 1.3 steals per contest ranked 10th in the ACC ... ranked second on the squad in steals with 46 ... also second on the team in assists (79)
- Had two or more steals 17 times overall ... dished three or more assists on 10 occasions
- Shot .392 (31-of-79) from three-point range and .406 (41-of-101) from the floor ... also sank 68.0 percent of his free throws (17-of-25)
- Totaled seven points on 2-of-3 shooting from the field against top-seeded Louisville in the NCAA Elite Eight (3/31) ... also added two rebounds and an assist
- Sank two three-pointers to total eight points against Creighton in the second round of the NCAA Tournament (3/24) ... also pulled down six rebounds in the win
- Totaled five points, four rebounds, two assists, a block and a steal against Maryland in the ACC Tournament quarterfinals (3/15)
- Hit two three-pointers and dished five steals without committing a turnover in 30 minutes of action at Virginia Tech (2/21)
- Nabbed a season-high four steals against Maryland (2/16), with three coming in the final 10 minutes of the second half
- Hit three treys to lead Duke past North Carolina (2/13) ... also grabbed four rebounds, including two on the offensive end
- Turned in his second double-figure scoring performance of the season and fifth of his career in a win over Davidson (1/2) ... scored 10 points while playing 24 turnover-free minutes ... hit 2-of-3 attempts from three-point range
- Scored eight points and registered four assists to help Duke defeat Elon (12/20) ... shot 3-of-4 from the floor and 2-of-3 from three-point range in the win ... extended his turnover-free streak to 64:39 over a three-game span before committing a turnover with 5:45 remaining in the second half

- Played 18 turnover-free minutes against Temple (12/8) ... contributed two assists and three points in the win
- Earned his third start of the season in an 88-50 victory over Delaware (12/1) ... recorded three points and a career-high 10 assists in the contest ... became the first Blue Devil since Nolan Smith (3/13/11) to register 10 or more assists in a game
- Dished three assists and snatched two steals to help Duke defeat No. 2 Louisville (11/24) for the Battle 4 Atlantis title ... also pulled down one rebound and hit one trey in the win
- Grabbed three steals in a win over Minnesota (11/22) in the Battle 4 Atlantis opener
- Collected three points, four assists and a rebound against Florida Gulf Coast (11/18)
- Drew a charge for the second consecutive game in a win over No. 3 Kentucky (11/13) ... had two points, three rebounds, two assists and a steal against the Wildcats
- Matched a career high with 13 points against Georgia State (11/9) ... added four rebounds, three assists and two steals in the win ... went 3-of-6 from three-point range versus the Panthers

2011-12

- Played in 34 games with 19 starts ... started Duke's final 13 games of the season, averaging 25.6 minutes per game during that stretch
- Averaged 4.1 points and 2.0 assists per game ... logged a 2.01:1 assist-to-turnover ratio, which was the highest of any Duke player who averaged more than 12 minutes played per game
- Scored in double figures three times, including a career-high 13-point outburst against Virginia Tech in the ACC Tournament (3/9)
- Shot .351 (27-of-77) from three-point range and .379 (39-of-103) from the floor ... also hit 75.0 percent (33-of-44) of his free throws
- Logged 31 steals with four three-steal games ... had three steals in three of Duke's final nine games
- Did not commit a turnover in 13 games ... had one turnover or less in 24 games ... did not commit more than three turnovers in a game all season
- Posted seven points, a career-high seven rebounds, six assists and three steals in 33 minutes against Lehigh in the NCAA Tournament (3/16)
- Scored a career-high 13 points in the ACC Tournament quarterfinal game versus Virginia Tech ... attempted a career-high 16 field goals, including 13 attempts from beyond the three-point line ... hit three three-pointers in the win while also carding three steals
- Scored seven points with two assists and shot 4-of-4 at the free throw line at Wake Forest (2/28)
- Hit a crucial three-pointer in the 85-84 win at North Carolina, sinking his long-range jumper with 2:09 remaining to cut a 10-point deficit to 82-75 (2/8)
- Played 29 minutes against Maryland, contributing seven points and two assists ... went 5-of-5 from the free throw line (1/25)
- Dished out a career-high eight assists against Wake Forest ... six of his assists led to three-pointers by teammate Andre Dawkins (1/19)
- Scored 12 points against Western Michigan, all of which came from a perfect 4-for-4 shooting performance from the three-point line (12/30)
- Did not commit a single turnover in 28 minutes against Colorado State ... matched a career high with four assists against the Rams (12/7)
- Hit a go-ahead three-pointer with 1:10 remaining against Kansas in the Maui Invitational Championship game ... followed with another three-pointer with 20 seconds remaining to put the game away (11/23)
- Gave Duke a spark off the bench against Belmont, contributing 10 points, three steals and two assists...hit all three shots from the floor (11/11)
- Had his best scoring stretch of the season over Duke's final six games, averaging 7.0 points per game
- Hit seven consecutive three-pointers from 12/30 to 1/7 ... hit all four three-pointers against Western Michigan (12/30)

2010-11

- Played in 34 games with three starts ... averaged 1.6 points, 0.6 rebounds and 1.0 assists per game
- Posted a .448 field goal percentage (13-of-29) and .839 free throw percentage (26-of-31) ... made 16 consecutive free throw attempts to close the season
- Had a 1.5:1 assist-to-turnover ratio
- Finished third on the team with seven charges drawn
- Registered two points and two assists against Hampton (3/18) in the second round of the NCAA Tournament
- Was 2-of-2 from the field and 2-of-2 from the free throw line for six points against No. 24 Temple (2/23)

- Finished with six points, three rebounds, two assists and two steals against Georgia Tech (2/20)
- Converted all six of his free throw attempts in the final minute at Miami (2/13) for a season-high six points
- Earned his first career start at Maryland (2/2) and finished with three points, two rebounds, three assists and two steals
- Played 22 minutes against Wake Forest (1/22) and had one point, one rebound, two assists and one steal
- Made a three-point field goal and was 2-of-2 from the foul line for five points at N.C. State (1/19) ... also had two rebounds, one assist and one steal in the game
- Came off the bench to spark an 11-0 run with Duke trailing 38-32 in the second half against Maryland (1/9) ... recorded a career-high four steals to go along with two points in the contest
- Recorded three assists, one point and one steal in six minutes against UAB (1/5)
- Had four assists and two points at UNC Greensboro (12/29)
- Made all four of his free throw attempts for four points against Elon (12/20)
- Tallied four assists with zero turnovers in 14 minutes against Saint Louis (12/11)
- Scored five points and grabbed two rebounds against Colgate (11/19)
- Dished out two assists against Miami [Ohio] (11/16) in the CBE Classic
- Made his collegiate debut against Princeton (11/14) in the first round of the CBE Classic with two points, two assists and two steals in nine minutes off the bench.

- Had 18 points and four assists in a win over Mater Dei in the finals of the Gonzaga D.C. Classic
- Scored a season-best 26 points in a 74-50 win over Bishop Ireton ... also had a 25-point game in a 69-56 win over St. Mary's Ryken
- Earned team MVP honors after averaging 14.4 points, 4.5 rebounds, 6.0 assists and 3.0 steals per game as a junior
- Led the Eagles to a 29-5 record while earning first team All-WCAC and All-MET selections in 2009 ... also named to the all-tournament team of the Gonzaga D.C. Classic
- Helped Gonzaga to a 34-1 record and WCAC and city titles as a sophomore ... averaged 10.0 points, 4.0 rebounds, 6.0 assists and 3.0 steals per game for the season
- Earned third team All-WCAC honors and the Gonzaga Coaches Award in 2008
- Claimed D.C. Sports Fan Freshman of the Year accolades after posting 8.8 points, 2.0 rebounds, 4.0 assists and 3.0 steals per game as a freshman
- Named second team All-WCAC ... first team all-tournament team selection at the Frank Spencer Invitational
- Won the Gonzaga Mr. Assist Award winner as a freshman
- Played AAU basketball on D.C. Assault with Blue Devil teammate Josh Hairston ... helped the team to championships at the Adidas Super 64 in 2007 and 2008
- Named MVP of the 15-under Adidas Super 64 in 2007 and of the 16-under division in 2008

High School

- Four-year letterwinner at Gonzaga under head coach Stephen Turner ... two-time team MVP
- Only player in school history to play on teams that won 20 or more games in all four years on varsity ... holds the Gonzaga record for career wins
- Played in the Capital City Classic ... finished with four points, three assists and one steal in a 117-108 win
- Honored as the Washington D.C. Gatorade Player of the Year in 2010 ... named the House of Hoops Male Basketball Athlete of the Year for the Washington Metropolitan area
- Led the Eagles to three straight Alhambra Catholic Invitational Tournament titles ... holds the ACIT record for most steals
- Averaged 14.7 points, 3.4 rebounds, 4.0 assists and 2.1 steals per game and shot over 80 percent from the foul line as a senior
- Earned first team All-Washington Catholic Athletic Conference and All-MET honors ... also named team MVP after leading Gonzaga to a 28-7 record
- Named the MVP of the Gonzaga D.C. Classic and the Hoophall Classic in 2010 ... also named to the all-tournament team at the Iolani Classic and Alhambra Invitational

Personal

- Born Tyler Damascus Thornton on April 5, 1992 in Silver Spring, Md.
- Son of Damascus and Real Thornton
- Father, Damascus, is an auditor while mother, Real, is an operations manager
- Maintained over a 3.3 GPA throughout his high school career
- Active in the Washington, D.C. community tutoring at elementary schools and serving meals to the homeless through the Gonzaga College High School's Campus Kitchen Project and McKenna's Wagon
- Also volunteered as a basketball instructor at a clinic for intellectually challenged adults
- Favorite athlete is Deion Sanders

Career Highs

Points	13, 2x, last vs. Georgia State, 11/9/12
Rebounds	7 vs. Lehigh, 3/16/12
Assists	10 vs. Delaware, 12/1/12
Steals	4, 2x, last at Maryland, 2/16/13
Blocked Shots	1, 5x, last vs. Creighton, 3/24/13
FG Made	5 vs. Virginia Tech, 3/9/12
3FG Made	4 vs. Western Michigan, 12/30/11
FT Made	6 vs. Miami, 2/13/11
Minutes	38 vs. Virginia Tech, 2/25/12

Miscellaneous

	2012-13	Career
Double-figure points	2	5
3 or more assists	10	25
3 or more steals	3	8
Charges Drawn	8	22
Three-point plays	0	2

Career Statistics

SEASON	GP-GS	MP	FG-FGA	PCT.	3PT-A	PCT.	FT-FTA	PCT.	REB.	AVG.	PF-DQ	AS	TO	BS	ST	TP	AVG.
2010-11	34-3	337	13-29	.448	4-15	.267	26-31	.839	22	0.6	53-2	33	22	1	16	56	1.6
2011-12	34-19	717	39-103	.379	27-77	.351	33-44	.750	63	1.8	95-4	69	34	0	31	138	4.1
2012-13	36-6	791	41-101	.406	31-79	.392	17-25	.680	82	2.3	99-6	79	38	4	46	130	3.6
Total	104-28	1,845	93-233	.399	62-171	.363	76-100	.760	167	1.6	247-12	181	94	5	93	324	3.1

Career ACC Regular Season Statistics

SEASON	GP-GS	MP	FG-FGA	PCT.	3PT-A	PCT.	FT-FTA	PCT.	REB.	AVG.	PF-DQ	AS	TO	BS	ST	TP	AVG.
2010-11	15-3	198	6-17	.353	3-11	.273	13-16	.813	14	0.9	28-1	12	14	0	12	28	1.9
2011-12	16-10	346	14-47	.298	10-36	.278	15-18	.833	28	1.7	41-1	38	13	0	13	53	3.3
2012-13	18-2	393	17-48	.354	12-35	.343	5-9	.556	36	2.0	50-3	36	16	1	18	51	2.8
Total	49-15	937	37-112	.330	25-82	.305	33-43	.767	78	1.6	119-5	86	43	1	43	132	2.7

Career NCAA Tournament Statistics

SEASON	GP-GS	MP	FG-FGA	PCT.	3PT-A	PCT.	FT-FTA	PCT.	REB.	AVG.	PF-DQ	AS	TO	BS	ST	TP	AVG.
2010-11	2-0	21	1-1	1.000	0-0	.000	2-2	1.000	0	0.0	2-0	2	0	0	0	4	2.0
2011-12	1-1	33	2-4	.500	1-3	.333	2-2	1.000	7	7.0	5-1	6	2	0	3	7	7.0
2012-13	4-0	84	7-8	.875	5-6	.833	4-5	.800	11	2.8	11-1	3	2	1	5	23	5.8
Total	7-1	138	10-13	.769	6-9	.667	8-9	.889	18	2.6	18-2	11	4	1	8	34	4.9

Career ACC Tournament Statistics

SEASON	GP-GS	MP	FG-FGA	PCT.	3PT-A	PCT.	FT-FTA	PCT.	REB.	AVG.	PF-DQ	AS	TO	BS	ST	TP	AVG.
2010-11	3-0	7	0-1	.000	0-0	.000	0-0	.000	1	0.3	4-0	0	0	0	0	0	0.0
2011-12	2-2	61	6-20	.300	4-17	.235	0-0	.000	4	2.0	5-0	2	2	0	3	16	8.0
2012-13	1-1	28	2-7	.286	1-5	.200	0-0	.000	4	4.0	5-1	2	1	1	1	5	5.0
Total	6-3	96	8-28	.286	5-22	.227	0-0	.000	9	1.5	14-1	4	3	1	4	21	3.5

2010-11

Opponent	FG	3FG	FT	O-D-R	PF	Pts	A	TO	B	S	MIN
Princeton	1-1	0-0	0-0	0-1-1	0	2	2	0	0	2	9
Miami (Ohio)	0-0	0-0	0-0	0-1-1	1	0	2	1	0	0	12
Colgate	2-2	1-1	0-0	0-2-2	0	5	1	2	1	0	13
vs. Marquette	0-0	0-0	0-0	0-0-0	0	0	0	0	0	0	0+
vs. [4] Kansas State	0-0	0-0	0-0	0-0-0	1	0	0	2	0	0	2
vs. Oregon	0-0	0-0	1-2	0-0-0	0	1	1	1	0	0	4
[6] Michigan State				DNP							
vs. Butler	0-0	0-0	0-0	0-0-0	1	0	0	0	0	0	1
Bradley	0-1	0-1	0-0	0-0-0	1	0	1	1	0	0	8
Saint Louis	0-0	0-0	0-0	0-1-1	2	0	4	0	0	0	14
Elon	0-0	0-0	4-4	0-1-1	2	4	0	0	0	0	7
vs. UNC Greensboro	0-2	0-1	2-2	0-0-0	1	2	4	0	0	0	15
Miami (Fla.)				DNP							
UAB	0-0	0-0	1-2	0-0-0	1	1	3	0	0	1	6
Maryland	1-1	0-0	0-2	0-0-0	2	2	0	0	0	4	12
at Florida State	0-0	0-0	0-0	0-0-0	0	0	0	0	0	0	3
Virginia	0-1	0-0	0-0	0-0-0	2	0	1	2	0	0	9
at N.C. State	1-1	1-1	2-2	0-2-2	5	5	1	0	0	1	11
at Wake Forest	0-1	0-1	1-2	1-0-1	3	1	2	0	0	1	22
Boston College	0-0	0-0	0-0	0-0-0	1	0	0	1	0	0	9
at St. John's	1-2	0-1	1-1	0-1-1	5	3	0	1	0	0	9
at Maryland	1-3	1-2	0-0	0-2-2	1	3	3	4	0	2	28*
N.C. State	1-5	0-3	0-0	1-0-1	2	2	0	3	0	0	23*
[20] North Carolina	0-1	0-1	0-0	0-0-0	1	0	0	0	0	0	3*
at Miami	0-0	0-0	6-6	0-1-1	3	6	1	0	0	1	14
at Virginia	0-0	0-0	0-0	0-0-0	0	0	0	1	0	0	5
Georgia Tech	1-2	0-1	4-4	0-3-3	2	6	2	0	0	2	24
[24] Temple	2-2	0-0	2-2	0-0-0	4	6	1	0	0	1	11
at Virginia Tech	1-1	1-1	0-0	0-1-1	2	3	1	0	0	0	14
Clemson	0-1	0-1	0-0	0-3-3	3	0	1	3	0	1	18
at [13] North Carolina	0-0	0-0	0-0	0-0-0	1	0	0	0	0	0	3
^ vs. Maryland	0-1	0-0	0-0	0-1-1	4	0	0	0	0	0	5
^ vs. Virginia Tech	0-0	0-0	0-0	0-0-0	0	0	0	0	0	0	1
^ vs. [6] North Carolina	0-0	0-0	0-0	0-0-0	0	0	0	0	0	0	1
- vs. Hampton	1-1	0-0	0-0	0-0-0	1	2	2	0	0	0	13
- vs. Michigan				DNP							
- vs. [17] Arizona	0-0	0-0	2-2	0-0-0	1	2	0	0	0	0	8

* Indicates Games Started
 [] AP Ranking
 ^ ACC Tournament
 - NCAA Tournament

2012-13

Opponent	FG	3FG	FT	O-D-R	PF	Pts	A	TO	B	S	MIN
Georgia State	4-7	3-6	2-2	0-4-4	2	13	3	4	0	2	30*
vs. [3] Kentucky	0-1	0-1	2-2	0-3-3	1	2	2	1	0	1	20*
Florida Gulf Coast	1-5	1-5	0-0	0-1-1	0	3	4	3	0	2	24
vs. Minnesota	0-0	0-0	0-0	0-0-0	4	0	1	3	0	3	22
vs. VCU	1-2	1-2	0-0	0-0-0	4	3	1	1	0	2	14
vs. [2] Louisville	1-2	1-1	0-0	0-3-3	3	3	3	1	0	2	17
[4] Ohio State	0-0	0-0	0-1	1-1-2	4	0	1	0	1	1	17
Delaware	1-4	1-4	0-0	1-5-6	4	3	10	3	0	3	33*
at Temple	1-2	1-2	0-0	1-2-3	3	3	2	0	0	2	18
Cornell	0-4	0-4	0-0	0-4-4	2	0	5	0	0	2	22
Elon	3-4	2-3	0-0	0-2-2	1	8	4	1	0	2	27
Santa Clara	1-2	1-2	0-2	0-1-1	5	3	1	2	0	0	19
vs. Davidson	2-5	2-3	4-4	0-2-2	0	10	1	0	0	0	23
Wake Forest	1-3	1-2	0-0	0-1-1	2	3	0	0	0	2	20
Clemson	1-2	1-2	0-0	0-2-2	2	3	1	3	0	0	23
at [20] N.C. State	0-1	0-1	0-0	1-2-3	5	0	1	0	0	2	19
Georgia Tech	0-3	0-3	3-5	1-2-3	1	3	2	0	0	1	14*
at [25] Miami	0-7	0-4	1-2	1-1-2	3	1	3	2	0	1	20
Maryland	1-1	1-1	0-0	0-3-3	3	3	1	0	0	0	21
at Wake Forest	1-3	0-1	0-0	0-0-0	2	2	1	0	0	0	22
at Florida State	1-1	0-0	0-0	0-2-2	0	2	5	1	0	0	17
N.C. State	1-3	0-1	0-0	0-2-2	3	2	6	1	0	2	18
at Boston College	2-4	1-3	0-0	1-0-1	3	5	2	3	0	1	30
North Carolina	3-4	3-4	0-0	2-2-4	2	9	1	1	0	0	28
at Maryland	1-1	0-0	1-2	2-0-2	4	3	2	0	1	4	19
at Virginia Tech	2-3	2-3	0-0	0-1-1	1	6	5	0	0	1	30
Boston College	0-1	0-1	0-0	1-1-2	3	0	1	1	0	0	21
at Virginia	0-4	0-3	0-0	1-2-3	5	0	2	1	0	2	18
[5] Miami	0-1	0-1	0-0	0-1-1	5	0	1	0	0	0	17
Virginia Tech	2-4	2-3	0-0	1-2-3	3	6	2	2	0	0	28
at North Carolina	1-2	1-2	0-0	1-0-1	3	3	0	1	0	2	28*
^ vs. Maryland	2-7	1-5	0-0	1-3-4	5	5	2	1	1	1	28*
- vs. Albany	2-2	1-1	0-0	0-0-0	2	5	0	1	0	2	18
- vs. [22] Creighton	2-2	2-2	2-3	0-6-6	0	8	0	0	1	1	23
- vs. [9] Michigan State	1-1	1-1	0-0	0-3-3	4	3	2	1	0	2	26
- vs. [2] Louisville	2-3	1-2	2-2	1-1-2	5	7	1	0	0	0	17


* Indicates Games Started
 [] AP Ranking
 ^ ACC Tournament
 - NCAA Tournament

2011-12

Opponent	FG	3FG	FT	O-D-R	PF	Pts	A	TO	B	S	MIN
Belmont	3-3	2-2	2-3	0-2-2	5	10	2	2	0	3	24
Presbyterian	1-1	0-0	0-0	0-0-0	2	2	3	0	0	0	20
vs. Michigan State	0-2	0-2	1-2	0-2-2	4	1	1	3	0	2	18
Davidson	0-2	0-1	0-1	0-1-1	3	0	2	0	0	0	17
vs. Tennessee	0-0	0-0	0-0	0-0-0	5	0	0	2	0	0	14
vs. [15] Michigan	1-1	0-0	2-2	0-1-1	3	4	2	0	0	1	12
vs. [14] Kansas	2-4	2-3	1-2	3-0-3	2	7	1	1	0	1	21
at [2] Ohio State	0-2	0-2	0-0	0-1-1	0	0	0	0	0	0	8
Colorado State	0-2	0-2	5-6	1-2-3	3	5	4	0	0	1	28*
vs. Washington	0-0	0-0	2-4	0-3-3	4	2	3	3	0	0	30*
UNC Greensboro	1-2	1-2	0-0	0-0-0	4	3	1	1	0	2	16*
Western Michigan	4-4	4-4	0-0	0-2-2	1	12	3	1	0	0	17*
Penn	2-3	1-1	0-0	1-1-2	0	5	1	1	0	1	17*
at Temple	2-5	1-1	0-0	0-2-2	4	5	0	2	0	1	25*
at Georgia Tech	1-2	1-1	0-0	0-0-0	2	3	1	0	0	1	13
[16] Virginia	1-2	0-0	0-0	1-2-3	0	2	3	0	0	1	16
at Clemson	0-3	0-3	0-0	1-2-3	1	0	2	1	0	1	12
Wake Forest	0-3	0-3	1-2	0-3-3	2	1	8	1	0	1	21
Florida State	2-3	1-1	0-0	0-1-1	1	5	4	1	0	0	17
at Maryland	1-2	0-1	5-5	0-0-0	4	7	2	0	0	0	29
St. John's	1-1	1-1	3-4	0-2-2	4	6	0	1	0	0	10
at Virginia Tech	0-1	0-1	2-2	0-3-3	2	2	1	1	0	1	28*
Miami	1-3	1-3	0-0	0-0-0	3	3	1	0	0	0	10*
at [5] North Carolina	1-6	1-6	0-0	0-0-0	5	3	3	3	0	0	30*
Maryland	1-4	1-4	2-2	2-1-3	4	5	2	0	0	1	21*
N.C. State	0-1	0-1	0-0	0-0-0	4	0	3	1	0	3	18*
at Boston College	1-2	0-1	0-0	0-1-1	2	2	0	0	0	0	15*
at [15] Florida State	0-2	0-1	1-3	0-3-3	3	1	2	2	0	1	24*
Virginia Tech	2-6	2-5	0-0	3-2-5	2	6	3	2	0	1	38*
at Wake Forest	1-3	1-2	4-4	0-1-1	3	7	2	1	0	1	30*
[6] North Carolina	2-4	2-3	0-0	0-2-2	3	6	1	0	0	1	24*
^ vs. Virginia Tech	5-16	3-13	0-0	2-2-4	2	13	2	0	0	3	34*
^ vs. [17] Florida State	1-4	1-4	0-0	0-0-0	3	3	0	2	0	0	27*
- vs. Lehigh	2-4	1-3	2-2	2-5-7	5	7	6	2	0	3	33*

* Indicates Games Started
 [] AP Ranking
 ^ ACC Tournament
 - NCAA Tournament





2 Quinn Cook

G • 6-2 • 180 • JR-2I
Washington, D.C. (Oak Hill Academy [Va.])
Major: Theatre Studies

Career

- Solid floor general with the skill set to be one of the top point guards in the ACC ... owns a 2.6:1 assist-to-turnover ratio in 69 career games
- Enters his junior season averaging 8.2 points, 2.5 rebounds and 3.7 assists per game ... has started 38 contests
- Has made 69 three-point field goals, including 55 treys a year ago
- Pass-first guard with the ability to break down defenses off the dribble ... creates scoring opportunities for his teammates with excellent court vision and the ability to deliver passes from a variety of angles
- A crafty scorer with the quickness and athleticism to finish in the lane against bigger opponents ... can finish in the paint with either hand and also has an effective floater
- Has developed into a strong perimeter shooter from beyond the three-point line ... also possesses a nice pull-up jumper off the dribble
- Greatly improved on the defensive end of the floor as a sophomore ... ranked among the conference leaders in steals a year ago ... has the ability to harass opposing point guards in the full court
- A very good rebounder from the point guard position
- Plays with great energy and emotion ... can ignite the team and the crowd with passing or scoring ability and defensive effort
- Played for the East Coast All-Stars at the 2012 Four Nations Cup ... averaged 22.0 points and 4.0 rebounds per game while shooting .511 (23-of-45) from the floor

2012-13

- Named to the All-ACC third team by the media
- Made 34 starts while playing in all 36 games ... averaged 5.3 assists per game to rank second in the ACC ... led Duke in assists (190) and steals (51)
- Ranked second in the conference in assist-to-turnover ratio (2.4), fifth in steals per game (1.4) and ninth in minutes per game (33.6)
- Averaged 11.7 points, 3.8 rebounds and 5.3 assists per game to become the eighth player in Duke history to average over 10.0 points, 3.5 rebounds and 5.0 assists per game
- Raised his scoring average 7.3 points per game from his freshman season, the fifth-largest jump in the ACC
- Scored in double figures 20 times with three 20-point contests
- Tallied five or more assists 20 times while reaching double figures in the assist column on three occasions ... committed three or fewer turnovers in 29 of 36 games
- Shot 87.7 percent from the foul line and 41.6 percent from the field
- Finished second on the team with 55 three-point field goals ... shot 39.3 percent from behind the three-point arc
- Averaged 13.6 points, 3.8 rebounds, 5.1 assists and 1.3 steals per game in regular season ACC play
- Turned in 12 points, four rebounds, five assists and just one turnover against top-seeded Louisville in the Elite Eight of the NCAA Tournament
- Dished 11 assists against Albany in the first round of the NCAA Tournament (3/22), marking the second most in an NCAA Tournament game in Duke history
- Played the full 40 minutes for the third time in 2012-13, scoring 12 points and dishing out five assists in a win over North Carolina (3/9)
- Topped the 500-point mark for his career with a 15-point effort in a win over Miami (3/2)
- Tallied his third 20-plus point effort of the season against Virginia (2/28) ... went 4-of-9 from three-point range to match a career-high
- Totaled 18 points, six assists and four steals against Maryland (2/16)
- Scored 18 points and nabbed four steals to lead Duke past North Carolina (2/13) ... went 6-of-6 at the free throw line in the win
- Hit four three-pointers in a win over N.C. State (2/7) ... notched his second 20-point game of the season on 6-of-8 shooting from the floor and 4-of-5 shooting from three-point range

- Sank four treys while totaling 18 points against Florida State (2/2) ... also dished six assists
- Played all but the final 12 seconds of the game in a win over Maryland (1/26) ... dished nine assists which led directly to 20 points ... also scored 11 points and grabbed five rebounds
- Reached the 100-assist mark for the season with five helpers against Georgia Tech (1/17)
- Had 17 points and seven assists versus No. 20 N.C. State (1/12)
- Scored a career-high 27 points on a career-best 12-of-16 field goal shooting performance against Clemson (1/8) ... became the third player in program history to record at least 25 points, five rebounds, five assists and four steals in a game
- Dished a career-high 14 assists and committed just one turnover in the ACC opener against Wake Forest (1/5) ... his 14:1 assist-to-turnover ratio tied for the second-highest single-game A/T ratio in school history ... the 14 assists were also the sixth-most in a game in school history
- Notched double-figure scoring to lead Duke past Davidson (1/2) ... recorded seven of his 15 points in the final 3:58 to key an 11-2 Duke run during that stretch
- Grabbed a career-high eight rebounds to go with 10 points, three assists and four steals in a win over Elon (12/20) ... the eight rebounds were the most by a Duke guard since Austin Rivers had nine against Miami on Feb. 5, 2012
- Dished out 12 assists in 26 minutes of action against Cornell (12/19)
- Hit three treys to finish with 14 points against Temple (12/8) ... also registered four assists and three steals
- Played a career-high 40 minutes in a 73-68 win over No. 4 Ohio State (11/28), scoring 12 points to go with eight assists, six boards and two steals ... went 6-of-7 at the charity stripe, hitting all six free throws in the final 30 seconds of the game to seal the Duke victory
- Named Battle 4 Atlantis MVP after averaging 13.7 points, 6.3 assists, 3.3 rebounds and 2.0 steals over three games in the tournament ... named ACC Player of the Week following his performance in the tournament (11/26)
- Recorded 15 points, four rebounds and six assists to lead Duke past No. 2 Louisville (11/24)
- Delivered nine assists in a win over VCU (11/23) ... four of those assists came during a 15-4 Duke run at the beginning of the second half ... finished with nine points in 39 minutes of action
- Scored 17 points, hit three treys and nabbed five steals in the Battle 4 Atlantis opener against Minnesota (11/22)
- Earned his first start of the season against Florida Gulf Coast (11/18) ... responded with eight points, four rebounds, nine assists and one steal
- Played 30 minutes against No. 3 Kentucky, totaling seven points and three rebounds (11/13)

2011-12

- Appeared in 33 games with four starts ... averaged 4.4 points per game and 1.9 assists per game ... logged a 3.50:1 assist-to-turnover ratio, which would have been the highest by a freshman in school history had he met the 2.0 assists per game minimum
- Shot .405 (47-of-116) from the floor and .250 (14-of-56) from three-point range ... shot .776 (14-of-56) from the free throw line
- Drew starts in four consecutive games versus Georgia Tech (1/7), Virginia (1/12), Clemson (1/15) and Wake Forest (1/19)
- Named ACC Rookie of the Week twice (12/26, 1/2)
- Strung together a streak of 21 consecutive assists without a turnover from Dec. 19 to Jan. 4, which was the second longest streak in Duke history behind only Jon Scheyer's 22-assist run from Nov. 3, 2009 to Nov. 21, 2009
- Scored in double figures five times, including a career-best 16-point outing versus Western Michigan (12/30)
- Added six points, two rebounds and three assists in 17 minutes off the bench against Wake Forest (2/28)
- Contributed five points and three assists in 13 minutes against Boston College (2/19)
- Scored 10 points in a 73-66 win over Clemson, hitting 4-of-6 shots from the floor and 2-of-3 from three-point range (1/15)
- Made his first career start at Georgia Tech and finished with 10 points, five assists and one turnover (1/7)
- Named ACC Rookie of the Week on Jan. 2 after averaging 11.0 points, 2.5 rebounds, 8.5 assists and 1.0 steals per game in wins over Western Michigan and Penn ... shot 50.0 percent (6-of-12) from the field and 90.0 percent (9-of-10) from the foul line for the week ... also had 17 assists without a turnover in 45 minutes of action
- Recorded nine assists and zero turnovers in the win over Penn ... the performance tied the school freshman record for the most assists in a game without a turnover (1/1)

- Scored a career-high 16 points and dished out eight assists in the 110-70 win over Western Michigan ... also swiped two steals and blocked a shot while pulling in four rebounds (12/30)
- Named ACC Rookie of the Week on Dec. 26 after scoring 14 points against UNC Greensboro ... sank 6-of-7 field goals against the Spartans while also adding a pair of assists and a steal (12/19)
- Scored nine points against Davidson, all of which came in the second half ... added a pair of steals and went 4-for-5 from the free throw line (11/18)
- Scored 10 points against Presbyterian, going 2-for-3 from three-point range ... also contributed two assists and went 4-for-4 from the line (11/12)

High School


- Transferred to Oak Hill Academy (Va.) for his senior season where he played for head coach Steve Smith ... played his first three seasons at DeMatha High School under head coach Mike Jones
- A 2011 McDonald's All-America selection ... scored 14 points on 6-of-13 shooting to help the East squad to a 111-96 victory
- Also selected to play in the Derby Festival Classic in Louisville
- Averaged 21.0 points, 10.9 assists and 2.2 steals per game in pacing Oak Hill to a 31-4 record in 2010-11 ... team finished the year ranked No. 4 nationally by USA Today and No. 7 by ESPN Rise
- Named a 2011 second team All-America by MaxPreps
- Had three 30-point games as a senior, including 31-point outbursts against Summitt Christian and Iolani High School
- Scored 22 points to lead Oak Hill Academy past Montverde Academy in the final of the Iolani Classic, landing him MVP honors ... also had a 13-assist game while in Hawaii for the Iolani Classic
- Selected to play in the fifth annual Boost Mobile Elite 24 game prior to his senior season, joining future Duke teammates Austin Rivers, Alex Murphy and Michael Gbinije ... suffered a knee injury during practices and did not play in the game
- Attended DeMatha High School (Md.) and helped lead his team to a 32-4 record in 2009-10 ... guided the team to conference and city titles for the second consecutive season
- Named to the 2010 ESPN Rise Underclass All-America team after averaging 19.8 points, 3.3 rebounds and 5.9 assists per game as a junior
- Named the *Washington Post* 2010 All-Met Player of the Year (the first junior in 30 years to win the award) ... was also the WCAC Player of the Year
- A first team Junior All-America team selection by MaxPreps in 2010
- Helped lead DeMatha to a 31-4 record and the WCAC title and the city title as a sophomore
- Started all 35 games and averaged 14.0 points, 4.0 rebounds and 6.0 assists en route to earning WCAC Sophomore of the Year honors
- Named to the *Washington Post* 2009 All-Met third team, the only sophomore to be listed among the 2009 All-Met teams ... also a All-WCAC first team pick by the *Washington Post*
- 2009 All-Prince Georges County first team selection by numerous publications, including the *Washington Post*
- DeMatha finished ranked No. 8 nationally and No. 5 in the East Region on the ESPN Rise Fab 50 listing.
- As a freshman aided DeMatha to a 20-10 record and a third place finish in the league ... averaged 10.0 points and 5.0 assists per game.
- Earned National High School Hoops Festival MVP honors in 2008 and was an All-WCAC honorable mention selection
- During his career at DeMatha, the Stags had an impressive 85-18 record and finished as the No. 1 ranked team in Maryland in 2010
- Played AAU Basketball with DC Assault
- Named MVP of the 2010 adidas Nations Experience after leading his team to the tournament championship
- Attended the Pangos All-America Camp in 2010
- Ranked in the top 50 by Scout.com (No. 36), Rivals.com (No. 38) and ESPNU 100 (No. 37)
- Rated 31st overall by the Recruiting Services Consensus Index

USA Basketball

- Recorded 12 points, on 5-of-7 shooting, and three assists to help the USA Basketball Junior National Select Team to a 92-80 win over the World Select team in the 2011 Nike Hoop Summit
- Team captain of the 2010 USA U17 World Championship Team that posted a perfect 8-0 record and captured the gold medal ... started all eight games and averaged 7.5 points, 3.0 rebounds and a tournament-leading 7.4 assists per game.
- Also the team captain of the 2009 USA U16 National Team that posted a 5-0 mark and captured the 2009 FIBA Americas U16 Championship gold medal ... started all five games and averaged 15.6 points, 3.6 rebounds and a team-high 5.0 assists per game

Personal

- Born Quinn Alexander Cook on March 23, 1993, in Washington, D.C.
- Son of Janet and the late Ted Cook
- Has one older sister, Kelsey
- Lists former Blue Devil All-America Nolan Smith as his god-brother ... wore the #2 at Oak Hill Academy and now at Duke in tribute to Smith
- Favorites include Kobe Bryant, the Los Angeles Lakers, Michael Phelps and golf
- Has post-basketball career ambitions of becoming an entrepreneur
- An honor roll student in 2010 and 2011



2011-12

Opponent	FG	3FG	FT	O-D-R	PF	Pts	A	TO	B	S	MIN
Belmont	0-2	0-1	0-0	0-0-0	1	0	0	0	0	0	8
Presbyterian	2-4	2-3	4-4	1-1-2	2	10	2	1	0	0	18
vs. Michigan State	0-0	0-0	0-0	0-0-0	1	0	0	0	0	0	2
Davidson	2-4	1-2	4-5	1-0-1	1	9	0	0	0	2	12
vs. Tennessee	1-3	0-0	0-0	0-2-2	0	2	1	1	1	1	8
vs. [15] Michigan	0-0	0-0	0-0	0-1-1	0	0	1	0	0	0	4
vs. [14] Kansas	0-1	0-1	0-0	0-0-0	0	0	0	0	0	0	1
at [2] Ohio State	2-6	0-3	0-0	1-0-1	0	4	4	2	0	1	14
Colorado State	1-3	0-0	0-0	1-2-3	0	2	2	0	0	0	16
vs. Washington	0-0	0-0	4-6	0-0-0	1	4	0	0	0	0	4
UNC Greensboro	6-7	2-3	0-0	0-0-0	0	14	2	2	0	1	18
Western Michigan	4-7	1-4	7-8	1-3-4	1	16	8	0	1	2	23
Penn	2-5	0-2	2-2	0-1-1	2	6	9	0	0	0	22
at Temple	2-6	1-4	0-0	0-1-1	3	5	2	1	0	0	12
at Georgia Tech	3-7	1-4	3-4	0-1-1	3	10	5	1	0	0	27*
[16] Virginia	1-3	0-2	0-0	0-1-1	1	2	0	1	0	0	12*
at Clemson	4-6	2-3	0-0	0-1-1	0	10	2	2	0	0	19*
Wake Forest	2-4	1-2	0-0	0-1-1	3	5	1	1	0	0	14*
Florida State	0-0	0-0	0-0	0-0-0	0	0	0	0	0	0	1
at Maryland				DNP							
St. John's	0-3	0-1	2-2	1-0-1	0	2	2	1	0	0	8
at Virginia Tech	2-4	0-2	0-1	0-1-1	0	4	3	0	0	0	12
Miami	3-9	0-3	2-4	0-1-1	1	8	4	1	0	1	28
at [5] North Carolina	1-4	0-0	2-2	0-0-0	0	4	1	0	0	0	9
Maryland	0-3	0-1	0-0	0-2-2	0	0	1	0	0	0	8
N.C. State	1-5	0-4	0-0	0-0-0	1	2	1	0	0	0	9
at Boston College	1-2	1-2	2-2	0-1-1	2	5	3	1	0	2	13
at [15] Florida State	0-1	0-1	0-0	0-0-0	0	0	1	0	0	0	6
Virginia Tech	0-2	0-1	2-2	0-1-1	0	2	0	0	0	0	6
at Wake Forest	2-2	1-1	1-2	0-2-2	2	6	3	2	0	0	17
[6] North Carolina	1-3	0-1	0-2	0-1-1	0	2	2	0	0	2	13
^ vs. [16] Virginia Tech	1-2	0-0	0-0	0-0-0	1	2	0	0	0	0	3
^ vs. [17] Florida State	2-3	0-1	1-1	0-1-1	0	5	1	1	0	2	9
- vs. [8] Lehigh	1-5	1-4	2-2	0-3-3	0	5	2	0	0	0	11

* Indicates Games Started
 [] AP Ranking
 ^ ACC Tournament
 - NCAA Tournament

2012-13

Opponent	FG	3FG	FT	O-D-R	PF	Pts	A	TO	B	S	MIN
Georgia State	2-4	2-4	2-2	1-1-2	3	8	2	2	0	0	21
vs. [3] Kentucky	3-5	1-2	0-2	0-3-3	2	7	3	2	0	0	30
Florida Gulf Coast	3-8	2-4	0-0	1-3-4	2	8	9	5	0	1	29*
vs. Minnesota	6-13	3-4	2-2	0-3-3	2	17	4	4	0	5	31*
vs. VCU	3-7	0-2	3-4	0-3-3	2	9	9	3	0	0	39*
vs. [2] Louisville	4-8	1-2	6-6	0-4-4	4	15	6	4	1	1	34*
[4] Ohio State	3-10	0-2	6-7	0-6-6	4	12	8	3	0	2	40*
Delaware	3-7	2-5	0-0	0-2-2	2	8	6	1	1	2	27*
at Temple	5-8	3-4	1-2	1-3-4	3	14	4	2	0	3	36*
Cornell	2-4	2-4	0-0	0-4-4	2	6	12	1	0	2	26*
Elon	4-13	2-3	0-0	1-7-8	2	10	3	1	0	4	36*
Santa Clara	6-14	1-2	2-2	1-4-5	3	15	5	2	0	2	36*
vs. Davidson	6-9	0-1	3-3	0-3-3	3	15	2	1	0	2	34*
Wake Forest	0-11	0-4	0-0	0-3-3	1	0	14	1	0	1	38*
Clemson	12-16	3-5	0-0	1-4-5	2	27	5	1	0	4	35*
at [20] N.C. State	6-16	1-6	4-4	1-2-3	5	17	7	4	0	0	39*
Georgia Tech	3-9	1-5	0-0	0-3-3	3	7	5	2	1	3	38*
at [25] Miami	1-12	1-5	2-2	3-4-7	3	5	5	1	0	0	29*
Maryland	5-13	1-5	0-0	0-5-5	1	11	0	2	0	2	40-*
at Wake Forest	5-12	1-5	1-2	0-4-4	2	12	7	3	0	1	38*
at Florida State	7-12	4-6	0-0	1-4-5	2	18	6	1	0	0	32*
N.C. State	6-8	4-5	5-6	0-4-4	3	21	4	1	1	0	35*
at Boston College	3-11	3-5	0-0	0-2-2	4	9	3	4	0	1	37*
North Carolina	6-12	0-3	6-6	0-5-5	4	18	2	5	0	4	37*
at Maryland	6-16	2-6	4-5	0-2-2	2	18	6	5	0	4	37*
at Virginia Tech	3-6	1-2	0-0	0-1-1	3	7	1	2	0	0	18*
Boston College	3-9	2-4	4-4	1-2-3	4	12	3	1	0	2	30*
at Virginia	8-17	4-9	2-2	1-1-2	1	22	2	1	0	0	34*
[5] Miami	5-9	3-5	2-2	0-4-4	3	15	5	3	1	0	39*
Virginia Tech	6-10	2-3	0-0	3-3-6	3	14	2	1	0	0	34*
at North Carolina	5-12	2-5	0-0	0-5-5	1	12	5	2	0	1	40*
^ vs. [16] Maryland	4-10	1-4	0-0	1-3-4	5	9	2	1	0	1	33*
- vs. [8] Albany	2-8	0-3	0-0	0-3-3	3	4	11	1	0	1	36*
- vs. [22] Creighton	2-8	0-3	3-4	0-5-5	1	7	6	2	0	1	33*
- vs. [9] Michigan State	0-5	0-2	0-0	0-2-2	2	0	2	3	0	0	21*
- vs. [2] Louisville	3-11	0-1	6-6	2-2-4	4	12	5	1	0	1	36*

* Indicates Games Started
 [] AP Ranking
 ^ ACC Tournament
 - NCAA Tournament

PLAYERS

Career Highs

Points	27 vs. Clemson, 1/8/13
Rebounds	8 vs. Elon, 12/20/12
Assists	14 vs. Wake Forest, 1/5/13
Steals	5 vs. Minnesota, 11/22/12
Blocked Shots	1, 8x, last vs. Miami, 3/2/13
FG Made	12 vs. Clemson, 1/8/13
3FG Made	4, 3x, last at Virginia, 2/28/13
FT Made	7 vs. Western Michigan, 12/30/11
Minutes	40, 3x, last vs. North Carolina, 3/9/13

Miscellaneous 2012-13 Career

Double-figure points	21	26
20-pt games	3	3
3 or more 3pt FG	8	8
Double-figure assists	3	3
5 or more assists	20	23
2 or more steals	14	19
Charges Drawn	2	3
Three-point plays	1	3

Career Statistics

SEASON	GP-GS	MP	FG-FGA	PCT.	3PT-A	PCT.	FT-FTA	PCT.	REB.	AVG.	PF-DQ	AS	TO	BS	ST	TP	AVG.
2011-12	33-4	387	47-116	.405	14-56	.250	38-49	.775	33	1.0	26-0	63	18	2	14	146	4.4
2012-13	36-34	1,208	151-363	.416	55-140	.393	64-73	.877	138	3.8	96-2	190	79	5	51	421	11.7
Total	69-38	1,595	198-479	.413	69-196	.352	102-122	.836	172	2.5	122-2	253	97	7	65	567	8.2

Career ACC Regular Season Statistics

SEASON	GP-GS	MP	FG-FGA	PCT.	3PT-A	PCT.	FT-FTA	PCT.	REB.	AVG.	PF-DQ	AS	TO	BS	ST	TP	AVG.
2011-12	15-4	194	21-55	.382	6-27	.222	12-19	.631	13	0.8	13-0	27	9	0	5	60	4.0
2012-13	18-18	630	90-211	.427	35-88	.398	30-33	.909	69	3.8	47-1	91	41	3	23	245	13.6
Total	33-22	824	111-266	.417	41-115	.357	42-52	.808	82	2.5	60-1	118	50	3	28	305	9.2

Career NCAA Tournament Statistics

SEASON	GP-GS	MP	FG-FGA	PCT.	3PT-A	PCT.	FT-FTA	PCT.	REB.	AVG.	PF-DQ	AS	TO	BS	ST	TP	AVG.
2011-12	1-0	11	1-5	.200	1-4	.250	2-2	1.000	3	3.0	0-0	2	0	0	0	5	5.0
2012-13	4-4	126	7-32	.219	0-9	.000	9-10	.900	14	3.5	10-0	24	7	0	3	23	5.8
Total	5-4	137	8-37	.216	1-13	.077	11-12	.917	17	3.4	10-0	26	7	0	3	28	5.6

Career ACC Tournament Statistics

SEASON	GP-GS	MP	FG-FGA	PCT.	3PT-A	PCT.	FT-FTA	PCT.	REB.	AVG.	PF-DQ	AS	TO	BS	ST	TP	AVG.
2011-12	2-0	12	3-5	.600	0-1	.000	1-1	1.000	1	0.5	1-0	1	1	0	2	7	3.5
2012-13	1-1	33	4-10	.400	1-4	.250	0-0	.000	4	4.0	5-1	2	1	0	1	9	9.0
Total	3-1	45	7-15	.467	1-5	.200	1-1	1.000	5	1.7	6-1	3	2	0	3	16	5.3



5 Rodney Hood

F • 6-8 • 215 • R-SO-11
Meridian, Miss. (Meridian)
Major: Sociology

Career Notes

- Selected as a team captain for the 2013-14 season
- Has the skill and ability to be an All-America caliber performer
- A next-level athlete with great length and versatility ... has the strength and toughness to defend in the post and the speed and quickness to be an elite perimeter defender
- An explosive leaper with excellent shooting touch past the three-point line ... can score at the rim off the dribble or with strong mid-range game
- Expected to be an immediate contributor ... has the ability to quietly fill up the stat sheet with points, rebounds, assists, blocks and steals
- Will excite the Cameron Crazies and ignite Duke with powerful finishes at the rim and a smooth left-handed shooting stroke
- One of the hardest working players on the team ... possesses the drive and pedigree to be one of the elite wing players in the NCAA
- Sat out the 2012-13 season due to NCAA transfer rules ... used the year on the sidelines to acclimate to the Duke program and continue to develop on the court, in the weight room and in the classroom
- Consistently pushed his teammates and helped the team improve in practice throughout his redshirt season ... quickly established himself as one of the top players on the team despite having to sit out the 2012-13 season
- Was poised to make the 2013 World University Games team before suffering a foot injury in training camp ... missed a couple of weeks of workouts at Duke this summer due to the injury but has made a full recovery
- The fourth player to transfer to Duke under Mike Krzyzewski ... joining Roshown McLeod (1995 - St. John's), Dahntay Jones (2000 - Rutgers) and Seth Curry (2009 - Liberty)
- Active in the community with the Read with the Blue Devils program as well as visits to the Duke Children's Hospital and Emily Krzyzewski Center

2011-12 (at Mississippi State)


- Named to the SEC All-Freshman team after averaging 10.3 points, 4.8 rebounds and 2.0 assists per game
- Shot 44.3 percent (127-of-287) from the field, including 36.4 percent (47-of-129) from three-point range on the season
- Played in 32 of 33 games with 29 starts ... missed the Alabama game on Feb. 25 with a bruised knee
- Ranked 29th (seventh among freshmen) in the SEC in scoring (10.3 ppg.) and fifth in minutes played (32.8 mpg.)
- Was on the court for a total of 1,050 minutes, second-most in the Mississippi State freshman record books ... 328 points ranks ninth, while his 47 three-point field goals is tied for fourth among Bulldog freshmen
- Reached double figures in scoring 17 times with a season-high 20 points, to go along with eight rebounds and two steals, in a win over Louisiana-Monroe (11/21) ... was 9-of-13 from the field, including 2-of-4 from three-point range in the contest
- Had eight points, eight rebounds, four assists and two steals in 45 minutes in an NIT opening round double-overtime loss to Massachusetts (3/13)
- Scored 14 points and added eight rebounds, while playing 40 minutes in an overtime loss at LSU (2/14)
- Netted 17 points and grabbed five rebounds at Arkansas (1/7)
- Collected 16 points and six rebounds in a home win over Utah State (12/31)
- Posted a double-double with 19 points and 10 rebounds, while playing all 40 minutes against Florida Atlantic (12/13)
- Went 8-of-9 from the field and finished with 17 points, seven rebounds and a season-best four blocks against Tennessee-Martin (11/25)
- Named SEC Rookie of the Week after averaging 9.5 points and 2.5 rebounds in wins over No. 18 Texas A&M (11/17) and No. 16 Arizona (11/18) in the 2K Sports Classic
- Opened his career with a 12-point, nine-rebound, four-assist effort against Eastern Kentucky (11/7)

High School

- Two-time Mississippi Gatorade Player of the Year
- Averaged 24.8 points, 8.6 rebounds, 6.4 assists, 3.1 steals and 2.0 blocks in guiding Meridian to the Class 6A championship and a 29-2 record as a senior
- In the title game against Vicksburg, Hood scored 24 points en route to the 62-47 victory
- In the semifinals, scored 27 points as Meridian defeated Starkville, 72-43
- Named the Clarion Ledger's Player of the Year and was a member of the Dandy Dozen team in 2011
- Played in the Mississippi/Alabama All-Star Game, finishing with 18 points, three steals and six rebounds
- Ranked No. 16 by Rivals, No. 30 in the ESPN Top 100 list and No. 49 by Scout
- As a junior, averaged 22.1 points, 6.2 rebounds and 4.4 assists while leading his team to the Class 6A championship game
- Played on the AAU circuit with Alabama Challenge and MBA Elite

Personal

- Born on Oct. 20, 1992 in Meridian, Miss.
- Son of Vicky and Ricky Hood
- Father, Ricky, and mother, Vicky, both played basketball at Mississippi State from 1978-1980
- Father is the director of the Boys & Girls Club of East Mississippi
- Mother is the principal at Newton High School in Meridian, Miss.
- Has a brother, Ricky Hood, Jr., and a sister, Whitney ... both Ricky Jr., and Whitney played at Chattanooga ... Whitney was an All-SoCon performer
- Member of the National Honor Society ... also volunteered with the Boys & Girls Club



2011-12 (at Mississippi State)

Opponent	FG	3FG	FT	O-D-R	PF	Pts	A	TO	B	S	MIN
Eastern Kentucky	5-9	2-6	0-0	0-9-9	1	12	4	0	0	0	32*
Akron	4-10	1-4	1-2	2-2-4	0	10	1	1	1	0	37*
South Alabama	6-11	2-4	1-2	0-4-4	3	15	2	1	0	0	32*
vs. [18] Texas A&M	4-8	2-2	0-0	0-3-3	0	10	0	1	0	0	32*
vs. [16] Arizona	3-8	1-4	2-2	0-2-2	2	9	0	3	1	1	32*
Louisiana-Monroe	9-13	2-4	0-0	2-6-8	0	20	1	1	0	2	36*
Tennessee-Martin	8-9	0-0	1-2	1-6-7	0	17	0	0	4	0	37*
North Texas	4-10	3-6	0-1	3-3-6	1	11	2	1	0	2	33*
West Virginia	3-7	1-2	0-0	0-4-4	1	7	2	0	0	0	38*
Troy	5-9	2-6	0-0	0-4-4	1	12	6	0	0	2	32*
Florida Atlantic	8-14	1-2	2-4	5-5-10	2	19	2	3	0	0	40*
at Detroit	3-5	1-2	1-2	0-1-1	4	8	4	0	0	0	17*
vs. Northwestern St.	4-12	3-4	0-2	2-4-6	2	11	2	1	0	1	34*
vs. [7] Baylor	3-9	1-3	0-0	2-5-7	2	7	4	1	1	0	31*
Utah State	7-16	2-5	0-0	1-5-6	0	16	2	0	0	0	39*
at Arkansas	5-12	2-5	5-5	2-3-5	1	17	2	1	0	0	38*
Tennessee	3-5	1-3	0-0	1-3-4	0	7	1	0	1	0	34*
Alabama	0-6	0-3	1-2	0-7-7	0	1	1	1	1	1	36*
at Mississippi	5-10	2-6	1-2	1-1-2	5	13	4	0	0	0	30*
at Vanderbilt	2-7	1-3	2-2	0-2-2	0	7	3	1	0	0	41*
LSU	4-10	1-4	4-5	2-3-5	1	13	2	1	1	0	37*
at [13] Florida	3-6	1-3	0-0	1-1-2	0	7	2	1	0	0	34*
Auburn	4-8	3-5	0-0	1-5-6	3	11	2	1	2	0	34*
Mississippi	4-12	2-8	0-0	1-5-6	2	10	1	1	0	0	35*
Georgia	2-6	1-4	3-4	1-3-4	2	8	3	2	0	0	39*
at LSU	6-11	2-3	0-0	1-7-8	1	14	0	2	0	0	40*
at Auburn	3-12	1-8	2-2	0-4-4	1	9	2	1	1	0	39*
[1] Kentucky	2-6	2-4	0-0	1-1-2	1	6	0	1	0	0	12*
at Alabama				DNP - INJURY							
at South Carolina	2-3	1-1	0-0	1-1-2	1	5	0	1	0	2	13
Arkansas	1-4	0-3	1-2	0-3-3	0	3	2	0	0	0	21
* vs. Georgia	2-7	1-5	0-0	0-2-2	1	5	3	1	0	0	20
- vs. Massachusetts	3-12	2-7	0-0	0-8-8	3	8	4	2	1	2	45*


* Indicates Games Started
 [] AP Ranking
 ^ SEC Tournament
 - NIT Tournament

PLAYERS



Career Highs		Career Statistics																	
Points	20 vs. Louisiana-Monroe, 11/21/11	SEASON	GP-GS	MP	FG-FGA	PCT.	3PT-A	PCT.	FT-FTA	PCT.	REB.	AVG.	PF-DQ	AS	TO	BS	ST	TP	AVG.
Rebounds	10 vs. Florida Atlantic, 12/13/11	* 2011-12	32-29	32.8	127-287	.443	47-129	.364	27-41	.659	153	4.8	41-1	64	30	14	13	328	10.3
Assists	6 vs. Troy, 12/10/11	Total	32-29	32.8	127-287	.443	47-129	.364	27-41	.659	153	4.8	41-1	64	30	14	13	328	10.3
Steals	2, 5x, last vs. Massachusetts, 3/13/12																		
Blocks	4 vs. Tennessee-Martin, 11/25/11																		
FG Made	9 vs. Louisiana-Monroe, 11/21/11																		
3FG Made	3, 2x, last vs. Auburn, 2/4/12																		
FT Made	5, vs. Arkansas, 1/7/12																		
Minutes	45, vs. Massachusetts, 3/13/12																		
Miscellaneous		Career SEC Statistics																	
Double-figure points	17	SEASON	GP-GS	MP	FG-FGA	PCT.	3PT-A	PCT.	FT-FTA	PCT.	REB.	AVG.	PF-DQ	AS	TO	BS	ST	TP	AVG.
20-pt games	1	* 2011-12	15-13	32.2	46-118	.390	20-63	.317	19-24	.792	62	4.1	18-1	25	14	6	3	131	8.7
3 or more 3pt Field Goals	3	Total	15-13	32.2	46-118	.390	20-63	.317	19-24	.792	62	4.1	18-1	25	14	6	3	131	8.7
5 or more rebounds	15																		
3 or more assists	9																		

* Played 2011-12 season at Mississippi State



21

Amile Jefferson

F • 6-9 • 210 • SO-11
Philadelphia, Pa. (Friends Central School)

Career

- A crafty forward with the ability to score in the lane with either hand ... has a knack for scoring from a variety of angles in traffic
- A solid defensive player with good instincts and active hands ... wing span and length allow him to be an excellent weak side defender
- Continues to improve his strength through hard work in the weight room ... has added 15 pounds of muscle to his frame since arriving in Durham
- Excels on the offensive glass using his quickness and length to gain extra possessions for the Blue Devils
- Has worked throughout the offseason to improve his shooting range and ability to put the ball on the floor from the perimeter
- An excellent teammate that is easy to play with ... a good screen and roll forward with strong hands and footwork
- Expected to see significant minutes in the post as a sophomore as Duke plays a more up-tempo style
- Gained valuable game experience as a freshman and is poised to make a larger impact for the Blue Devils in 2013-14

2012-13

- Member of the All-ACC Academic Team
- Appeared in 32 games with seven starts ... averaged 4.0 points and 2.9 rebounds per game ... was 51-of-94 (.543) from the field
- Finished second on the team with 42 offensive rebounds ... averaged 4.1 offensive rebounds per 40 minutes played
- Averaged 6.7 points, 4.8 rebounds and 0.8 blocks per contest while shooting 51.0 percent from the floor during 13 games while Ryan Kelly was sidelined with an injury
- Drew starts in six consecutive games versus Miami (1/23), Maryland (1/26), Wake Forest (1/30), Florida State (2/2), N.C. State (2/7) and Boston College (2/10)
- Scored a career-high 14 points on 5-of-7 shooting from the field in a win over Boston College (2/24)
- Totaled eight rebounds, including three offensive boards, against North Carolina (2/13) ... grabbed two defensive rebounds and a steal on three straight North Carolina possessions in the first half to preserve a nearly three-minute scoreless drought by the Tar Heels
- Went 4-of-4 from the field to score 11 points in a win over Florida State (2/2) ... registered his fourth double-figure scoring effort in the last six games
- Drew his first career start at Miami (1/23), responding with 13 points on a career-high six field goals
- Pulled down a season-high 10 rebounds against Georgia Tech (1/17) for his first career double-digit rebounding performance ... also added six points, two steals and a block in 28 minutes of action
- Reached double-figure scoring against N.C. State (1/12), recording 10 points on 5-of-7 shooting from the field
- Collected his second three-point play of the season against Clemson (1/8)
- Scored eight points on 3-of-6 shooting in a win over Cornell (12/19)
- Totaled seven points, two rebounds, one assist and one block over nine minutes of action against Temple (12/8)
- Notched the first double-figure scoring game of his career with a 12-point performance against Delaware (12/1) ... also pulled down six rebounds, including three on the offensive end, in 21 minutes of action ... converted the first three-point play of his career
- Grabbed a key offensive rebound just before the end of the half in the Battle 4 Atlantis title game win over No. 2 Louisville (11/24) ... Seth Curry buried a three-point field goal at the buzzer following the offensive rebound by Jefferson
- Went 2-of-4 from the field to score four points in 13 minutes of action against Florida Gulf Coast (11/18) ... also pulled down two rebounds in addition to registering two blocks and two steals
- Came off the bench to tally five points, two rebounds, one assist and one steal in his Duke debut against Georgia State (11/9)

High School

- Contributed eight points, three rebounds, two steals and an assist for the East Team in the 2012 McDonald's All-American game
- Named MVP of the black team at the 2012 Derby Classic in Louisville after recording 26 points in a 130-127 loss
- Named Gatorade Boys Basketball Player of the Year for Pennsylvania in back-to-back years as a junior and senior ... also a two-time Philadelphia Inquirer All-Southeastern Pennsylvania player of the year
- Finished his high school career with 1,569 points, 839 rebounds and 189 blocks ... led the Phoenix to a 98-14 record, four Pennsylvania Independent Schools Tournament titles and two Friends Schools League crowns
- A three-time First Team All-Friends League selection
- Led Friends Central to a 21-5 record as a senior and the program's fourth consecutive Pennsylvania Independent Schools Championship ... had 14 points and 10 rebounds in a 66-47 title game win over Westtown
- Averaged 19.9 points, 10.2 rebounds and 2.7 steals per game, while shooting 58.4 percent from the field in 2011-12
- Earned ESPN High School All-American honors as a senior
- Named a USA Today All-USA second team selection as a senior
- Scored 26 points and 18 rebounds in a 62-49 win over Kellam [Va.] in the 7 Cities Roundball Classic
- Had 24 points, 15 rebounds and four blocks in a 74-67 win over perennial state power Penn Wood to win the Kobe Bryant Classic
- Averaged 19 points per game while earning second team all-tournament honors at the 2011 City of Palms Classic
- Guided Friends Central to a 23-4 and No. 38 ranking in the FAB 50 as a junior ... helped the Phoenix to state and league titles
- Averaged 17.7 points, 9.7 rebounds and 1.9 blocks per game during the 2010-11 season ... earned state player of the year, all-state and all-league honors
- Recorded 23 points and 12 rebounds as Friends Central defeated Quality Education Academy (N.C.), ranked No. 19 in ESPN Rise rankings, at the Big Apple Basketball Invitational in New York City
- Played varsity as a freshman and sophomore, helping Friends Central to league titles both seasons ... named All-Friends League as a sophomore
- Helped Friends Central to a 24-2 record, including a 10-0 mark in league play in 2009-10
- Was named 2010 Pennsylvania Independent Schools Tournament MVP after guiding Friends Central to a 72-52 win over Germantown Academy in the title game ... led the team with a game-high 31 points and 10 rebounds in the championship game
- Scored 23 points in 20 minutes of action in the 2011 Boost Mobile Elite 24 game in Venice Beach, Calif.
- Led the 2011 NBPA Top 100 Camp in scoring at 20.8 points per game
- Scored 25 points and grabbed 10 rebounds to help USA 2012 Blue rally for a 114-107 over USA 2013 Red in the title game of 2011 adidas Nations ... averaged 19.4 points and 7.0 rebounds per game in five games at the event, which was played in Los Angeles
- Ranked as the No. 21 recruit and No. 3 power forward by Scout.com, the No. 25 recruit and No. 4 power forward by ESPN.com and the No. 36 recruit and No. 7 power forward by Rivals.com
- Ranked 21st by the Recruiting Services Consensus Index


Personal

- Born Amile O. Jefferson in Philadelphia, Pa. on May 7, 1993
- Son of Malcolm Musgrove and Quetta Jefferson
- Has a brother, Malcolm, and four sisters, Amoni, Amesa, Amea and Milan
- Father, Malcolm, played basketball at Delaware State from 1992-94
- Played AAU with Philly's Finest
- Hobbies include bowling and listening to music
- Favorite athletes are Kevin Durant and Allen Iverson

2012-13

Opponent	FG	3FG	FT	O-D-R	PF	Pts	A	TO	B	S	MIN	
Georgia State	1-1	0-0	3-5	1-1-2	0	5	1	0	0	1	13	
vs. [3] Kentucky	0-1	0-0	0-0	1-0-1	1	0	1	0	0	0	4	
Florida Gulf Coast	2-4	0-0	0-1	1-1-2	2	4	0	1	2	2	13	
vs. Minnesota	1-2	0-0	0-0	0-1-1	1	2	0	0	0	0	9	
vs. VCU	0-0	0-0	0-0	0-0-0	0	0	0	0	0	0	2	
vs. [2] Louisville	0-1	0-0	0-0	1-0-1	0	0	0	0	0	0	5	
[4] Ohio State	0-0	0-0	0-0	0-0-0	0	0	0	0	0	0	3	
Delaware	5-9	0-0	2-4	3-3-6	2	12	0	1	0	0	21	
at Temple	3-5	0-0	1-1	1-1-2	1	7	1	0	1	0	9	
Cornell	3-6	0-0	2-2	2-1-3	2	8	0	3	0	0	16	
Elon	0-0	0-0	0-2	0-3-3	1	0	0	2	1	1	12	
Santa Clara				DNP								
vs. Davidson	0-0	0-0	0-0	1-0-1	0	0	0	1	0	0	3	
Wake Forest	0-0	0-0	0-0	1-1-2	1	0	0	0	0	0	4	
Clemson	2-3	0-0	1-1	1-2-3	1	5	0	0	0	1	9	
at [20] N.C. State	5-7	0-0	0-0	2-2-4	5	10	0	0	2	0	12	
Georgia Tech	3-7	0-0	0-1	6-4-10	4	6	0	1	1	2	28	
at [25] Miami	6-11	0-0	1-2	3-2-5	3	13	1	0	1	1	28*	
Maryland	3-8	0-0	5-9	5-4-9	3	11	1	0	3	0	24*	
at Wake Forest	0-1	0-0	0-0	1-2-3	4	0	0	1	0	1	19*	
at Florida State	4-4	0-0	3-4	1-3-4	0	11	1	1	1	1	29*	
N.C. State	2-3	0-0	0-0	2-3-5	3	4	0	1	1	0	25*	
at Boston College	1-2	0-0	1-2	1-3-4	1	3	0	0	0	1	0	11*
North Carolina	1-4	0-0	0-0	3-5-8	2	2	0	0	0	1	20	
at Maryland	0-0	0-0	0-0	0-2-2	2	0	0	0	0	0	8*	
at Virginia Tech	1-4	0-0	2-2	2-3-5	1	4	0	0	0	0	17	
Boston College	5-7	0-0	4-5	1-0-1	5	14	1	0	1	1	21	
at Virginia	1-2	0-0	0-0	0-2-2	4	2	0	0	0	0	13	
[5] Miami				DNP								
Virginia Tech	1-1	0-0	0-0	1-0-1	0	2	0	0	0	0	4	
at North Carolina	0-0	0-0	0-0	0-0-0	0	0	0	0	0	0	3	
^ vs. Maryland				DNP								
- vs. Albany	0-0	0-0	0-0	0-0-0	0	0	0	0	0	0	4	
- vs. [22] Creighton	1-1	0-0	0-0	1-1-2	3	2	0	0	1	0	11	
- vs. [9] Michigan State				DNP								
- vs. [2] Louisville	0-0	0-0	0-0	0-0-0	0	0	0	0	0	0	5	

* Indicates Games Started
 [] AP Ranking
 ^ ACC Tournament
 - NCAA Tournament



PLAYERS

Career Highs			Career Statistics																	
Points	14 vs. Boston College, 2/24/13		SEASON	GP-GS	MP	FG-FGA	PCT.	3PT-A	PCT.	FT-FTA	PCT.	REB.	AVG.	PF-DQ	AS	TO	BS	ST	TP	AVG.
Rebounds	10 vs. Georgia Tech, 1/17/13		2012-13	32-7	405	51-94	.543	0-0	.000	25-41	.610	92	2.9	53-2	7	12	16	12	127	4.0
Assists	1, 7x, last vs. Boston College, 2/24/13		Total	32-7	405	51-94	.543	0-0	.000	25-41	.610	92	2.9	53-2	7	12	16	12	127	4.0
Steals	2, 2x, last vs. Georgia Tech, 1/17/13		Career ACC Regular Season Statistics																	
Blocks	3 vs. Maryland, 1/26/13		SEASON	GP-GS	MP	FG-FGA	PCT.	3PT-A	PCT.	FT-FTA	PCT.	REB.	AVG.	PF-DQ	AS	TO	BS	ST	TP	AVG.
FG Made	6 at Miami, 1/23/13		2012-13	18-18	275	35-64	.547	0-0	.000	17-26	.654	68	4.0	39-2	4	4	11	8	87	5.1
3FG Made	-		Total	18-18	275	35-64	.547	0-0	.000	17-26	.654	68	4.0	39-2	4	4	11	8	87	5.1
FT Made	5 vs. Maryland, 1/26/13		Career NCAA Tournament Statistics																	
Minutes	29 at Florida State, 2/2/13		SEASON	GP-GS	MP	FG-FGA	PCT.	3PT-A	PCT.	FT-FTA	PCT.	REB.	AVG.	PF-DQ	AS	TO	BS	ST	TP	AVG.
			2012-13	3-0	20	1-1	1.000	0-0	.000	0-0	.000	2	0.7	3-0	0	0	1	0	2	0.7
			Total	3-0	20	1-1	1.000	0-0	.000	0-0	.000	2	0.7	3-0	0	0	1	0	2	0.7
			Career ACC Tournament Statistics																	
			SEASON	GP-GS	MP	FG-FGA	PCT.	3PT-A	PCT.	FT-FTA	PCT.	REB.	AVG.	PF-DQ	AS	TO	BS	ST	TP	AVG.
			2012-13	-	-	-	-	-	-	-	-	-	-	-	-	-	-	-	-	-
			Total	-	-	-	-	-	-	-	-	-	-	-	-	-	-	-	-	-



12

Alex Murphy

F • 6-9 • 230 • R-SO-21
Wakefield, R.I. (South Kingstown)
Major: Sociology

Career

- An outstanding wing athlete with range out to the three-point line ... at his best when filling the lane on the break or attacking the offensive glass
- Strong basketball IQ with a well-rounded skill set
- Has steadily improved on his strength and conditioning since arriving in Durham ... has added 10 pounds of muscle in the offseason
- Continues to work on his shooting stroke as well as his ability to create off the dribble
- Has the length, quickness and instincts to be a strong wing defender ... added strength will allow him to better defend in the paint
- Up-tempo style should suit his skill set and put him in position to be a significant rotation player in 2013-14
- Added aggressiveness and confidence will lead to excellent production as a scorer, rebounder and defender

2012-13

- Averaged 2.1 points and 1.0 rebounds in 31 games ... shot 49.1 percent (27-of-55) from the field
- Converted the first three-point play of his career against Virginia Tech (2/21) ... scored six consecutive points by converting the three-point play and hitting a three-pointer
- Recorded his first dunk as a Blue Devil in a win over N.C. State (2/7)
- Turned in double-digit scoring for the second time in his career against Miami (1/23) ... totaled 11 points on 5-of-8 shooting from the field while also pulling down five rebounds
- Scored two points and pulled down one rebound over five minutes against Clemson (1/8)
- Sank 2-of-2 field goals to score four points in eight minutes of action in the ACC opener against Wake Forest (1/5)
- Totaled seven points, three rebounds, one block and one steal in a win over Cornell (12/19) ... hit a trey for the third consecutive contest
- Shot 2-of-4 from the field to finish with five points in five minutes of action against Temple (12/8)
- Scored the first points of his career with a 10-point performance against Delaware (12/1) ... also recorded the first made field goal, made three-point field goal, made free throw and steal of his Duke career in a season-high 21 minutes of play ... added seven rebounds, a block and a steal in the win
- Recorded the first block of his career in the Battle 4 Atlantis title game against No. 2 Louisville (11/24) ... also grabbed a defensive rebound in the win
- Grabbed two rebounds in six minutes of action against Florida Gulf Coast (11/18)
- Came off the bench to play two minutes against No. 3 Kentucky in his Duke debut (11/13)

2011-12

- Named to the ACC Academic Honor Roll
- Redshirted and did not see game action
- Played in all three of Duke's international games versus the Chinese National Team and the exhibition versus United Arab Emirates ... averaged 4.3 points per game while shooting .500 (8-of-16) from the floor
- Also played in Duke's exhibition contests versus Bellarmine and Shaw, drawing the start against Bellarmine ... hit is only shot — a three-pointer — against Shaw for three points

International Basketball

- Played for the U-20 Finnish National Team in the 2012 FIBA U-20 World Championships
- Finished as the team's leading scorer, rebounder and shot blocker ... averaged 17.4 points, 6.6 rebounds, 1.4 assists, 1.3 blocks and 1.1 steals per game
- Ranked among the tournament's top 10 in points per game (8th), field goals made (4th), two-point field goals made (3rd) and blocks per game (9th)
- Ended the tournament in dominant fashion, scoring 30 points versus Poland and 29 versus Belgium
- Helped Finland place eighth out of 18 competing teams at the tournament, earning the team the chance to move to the A Division in 2013

High School

- Three-year letterwinner at St. Mark's
- Reclassified from the class of 2012 to bypass his final year of high school basketball and become a member of Duke's 2011 recruiting class
- Transferred back to South Kingstown High School to complete his degree requirements to attend Duke after his junior year
- Named Independent School League Player of the Year as a junior after leading St. Marks to a 28-3 overall record
- Averaged 21.0 points, 7.2 rebounds and 4.0 assists per game in 2011
- Posted 27 points and 15 rebounds in a double-overtime win over Northfield Mount Hermon
- Recorded 23 points, eight rebounds, four assists and two steals to lead St. Marks to a win in the Annual National Prep School Invitational over Christian Faith
- Had 18 points and 17 rebounds in a 91-74 win over Lee Academy at the National Prep Showcase
- Awarded first team All-ISL honors as a sophomore & junior
- Selected to play in the fifth annual Boost Mobile Elite 24 game prior to his junior season, joining future Duke teammates Austin Rivers, Quinn Cook and Michael Gbinije ... scored nine points in the contest
- Named to the adidas Nation's 2012 team during his sophomore season
- Helped lead St. Marks to a NEPSAC Class C Championship as a freshman
- Ranked in the top 50 by Scout.com (No. 37), ESPNU 100 (No. 40) and Rivals.com (No. 45)
- Ranked 49th by the recruiting Services Consensus Index
- Played AAU basketball for the New England Playaz ... helped the team to a championship at the 2010 West Virginia Jam Fest


Personal

- Born Alex James Murphy on June 3, 1993
- Son of Jay and Paivi Murphy
- Father, Jay, played basketball for Boston College from 1980-1984 ... averaged 14.6 points per game for his career while leading the Eagles to three NCAA Tournaments - two Sweet 16s and one Elite Eight - and one NIT appearance ... he was a three-time Big East honoree and ranks sixth on the school's career scoring list (1,795 points) and seventh on the career rebounding list (763 rebounds) ... selected in the second round (31st pick overall) of the 1984 NBA Draft by the Golden State Warriors and immediately traded to the Los Angeles Clippers ... signed as a free agent with the Washington Bullets in 1986 and played three seasons in Washington ... also played in the USBL for Springfield Fame (1985-86) as well as in Europe notably in France and Italy before finally retiring in 1995 ... inducted into the Boston College Varsity Club Athletic Hall of Fame in 1999
- Mother, Paivi, played professional basketball in Sweden ... was a member of the Finnish National Team from 1988-1994
- Has two brothers, Erik and Tomas
- Older brother, Erik, was a second round pick by the Chicago Bulls in the 2013 NBA Draft
- Gained membership into National Honor Society while maintaining honor roll status at South Kingstown High School
- Favorite athlete is Kevin Durant
- Played soccer growing up, excelling as a goalie
- Also enjoys fishing, watching movies and spending time with friends
- Works out in the offseason with former NBA player Chris Herren

2012-13

Opponent	FG	3FG	FT	O-D-R	PF	Pts	A	TO	B	S	MIN
Georgia State				DNP							
vs. [3] Kentucky	0-0	0-0	0-0	0-0-0	0	0	0	0	0	0	2
Florida Gulf Coast	0-2	0-1	0-0	1-1-2	1	0	0	1	0	0	6
vs. Minnesota	0-0	0-0	0-0	0-1-1	0	0	0	0	0	0	1
vs. VCU				DNP							
vs. [2] Louisville	0-1	0-1	0-0	0-1-1	1	0	0	0	1	0	2
[4] Ohio State	0-0	0-0	0-0	0-0-0	0	0	0	0	0	0	3
Delaware	4-7	1-3	1-2	1-6-7	1	10	0	2	1	1	21
at Temple	2-4	1-1	0-0	0-0-0	1	5	0	0	0	0	5
Cornell	3-7	1-3	0-0	0-3-3	0	7	0	0	1	1	16
Elon	0-0	0-0	0-0	0-1-1	1	0	0	1	0	0	3
Santa Clara	0-0	0-0	0-0	0-0-0	0	0	0	0	0	0	0+
vs. Davidson	0-0	0-0	0-0	0-0-0	0	0	0	0	0	0	1
Wake Forest	2-2	0-0	0-0	0-0-0	0	4	0	0	0	0	8
Clemson	1-1	0-0	0-1	1-0-1	1	2	0	0	0	0	5
at [20] N.C. State	0-0	0-0	0-0	0-0-0	0	0	0	0	0	0	3
Georgia Tech	1-3	0-2	0-0	0-1-1	0	2	0	1	0	0	7
at [25] Miami	5-8	1-3	0-1	2-3-5	3	11	0	0	0	0	23
Maryland	0-0	0-0	0-0	0-0-0	0	0	0	0	0	0	0+
at Wake Forest	0-0	0-0	0-0	0-1-1	1	0	0	0	0	1	6
at Florida State	0-1	0-1	0-0	1-1-2	3	0	0	3	0	1	13
N.C. State	1-4	0-2	2-4	1-0-1	0	4	0	0	0	0	12
at Boston College	0-1	0-1	0-0	0-1-1	0	0	0	1	0	0	6
North Carolina	0-0	0-0	0-0	0-0-0	0	0	0	0	0	0	3
at Maryland	2-5	0-2	0-1	0-0-0	0	4	0	1	0	1	8
at Virginia Tech	3-4	1-2	1-1	1-0-1	2	8	0	0	0	0	11
Boston College	1-2	0-1	1-2	1-1-2	3	3	0	0	0	0	12
at Virginia	1-1	0-0	0-0	0-0-0	0	2	0	0	0	0	9
[5] Miami				DNP							
Virginia Tech	1-1	0-0	0-0	0-0-0	0	2	0	0	0	0	3
at North Carolina				DNP							
^ vs. *Maryland	0-1	0-1	0-0	0-0-0	0	0	0	0	0	0	1
- vs. *Albany	0-0	0-0	0-0	0-0-0	0	0	0	0	0	0	1
- vs. [22] *Creighton	0-0	0-0	0-0	0-0-0	0	0	0	0	0	0	1
- vs. [9] *Michigan State				DNP							
- vs. [2] *Louisville	0-0	0-0	0-0	0-0-0	0	0	0	1	0	0	2

* Indicates Games Started
 [] AP Ranking
 ^ ACC Tournament
 & NCAA Tournament



PLAYERS

Career Highs

Points	11 at Miami, 1/23/13
Rebounds	7 vs. Delaware, 12/1/12
Assists	-
Steals	1, 5x, last at Maryland, 2/16/13
Blocks	1, 3x, last vs. Cornell, 12/19/12
FG Made	5 at Miami, 1/23/13
3FG Made	1, 4x, last at Virginia Tech, 2/21/13
FT Made	2 vs. NC State, 2/7/13
Minutes	23 at Miami, 1/23/13

Miscellaneous 2012-13 Career

Double-figure points	2	2
3 or more rebounds	3	3
3 or more steals	0	0
Charges Drawn	0	0
Dunks	2	2
Three-point plays	1	1

Career Statistics

SEASON	GP-GS	MP	FG-FGA	PCT.	3PT-A	PCT.	FT-FTA	PCT.	REB.	AVG.	PF-DQ	AS	TO	BS	ST	TP	AVG.
2011-12																	
DNP - Redshirt																	
2012-13	31-0	194	27-55	.491	5-24	.208	5-12	.417	30	1.0	18-0	0	11	3	5	64	2.1
Total	31-0	194	27-55	.491	5-24	.208	5-12	.417	30	1.0	18-0	0	11	3	5	64	2.1

Career ACC Regular Season Statistics


SEASON	GP-GS	MP	FG-FGA	PCT.	3PT-A	PCT.	FT-FTA	PCT.	REB.	AVG.	PF-DQ	AS	TO	BS	ST	TP	AVG.
2011-12																	
DNP - Redshirt																	
2012-13	16-0	129	18-33	.545	2-14	.143	4-10	.400	15	0.9	13-0	0	6	0	3	42	2.6
Total	16-0	129	18-33	.545	2-14	.143	4-10	.400	15	0.9	13-0	0	6	0	3	42	2.6

Career NCAA Tournament Statistics

SEASON	GP-GS	MP	FG-FGA	PCT.	3PT-A	PCT.	FT-FTA	PCT.	REB.	AVG.	PF-DQ	AS	TO	BS	ST	TP	AVG.
2011-12																	
DNP - Redshirt																	
2012-13	3-0	4	0-0	.000	0-0	.000	0-0	.000	0	0.0	0-0	0	1	0	0	0	0.0
Total	3-0	4	0-0	.000	0-0	.000	0-0	.000	0	0.0	0-0	0	1	0	0	0	0.0

Career ACC Tournament Statistics

SEASON	GP-GS	MP	FG-FGA	PCT.	3PT-A	PCT.	FT-FTA	PCT.	REB.	AVG.	PF-DQ	AS	TO	BS	ST	TP	AVG.
2011-12																	
DNP - Redshirt																	
2012-13	1-0	1	0-1	.000	0-1	.000	0-0	.000	0	0.0	0-0	0	0	0	0	0	0.0
Total	1-0	1	0-1	.000	0-1	.000	0-0	.000	0	0.0	0-0	0	0	0	0	0	0.0



40 Marshall Plumlee

C • 7-0 • 260 • R-SO-2I

Warsaw, Ind. (Christ School [N.C.])

Major: History

Career

- First two seasons in Durham have been interrupted by foot injuries ... has gained valuable experience in practice
- A high-energy post that runs the floor well and attacks the rim with aggression
- Will be looked upon to bring energy, enthusiasm and toughness to the Duke post rotation ... poised to make a significant impact off the bench for the Blue Devils
- Possesses a soft touch out to 12 feet and is steadily developing as a back-to-the-basket scorer
- Has worked tirelessly in the weight room to improve strength and conditioning ... has added 40 pounds to his frame since arriving in Durham
- Has the size and strength to anchor Duke's post defense ... also possesses the foot speed and mindset to defend high screen and role actions
- Sets solid screens and is an active pick and roll big man ... continues to work on his hands and footwork in the post and off pick and roll action
- One of the hardest working players on the team in the weight room and on the court
- Looking to transition strong play in practice settings into game situations this season
- Underwent foot surgery April 23, 2013 ... returned to the court in late August and is expected to be back at full strength by the start of practice
- Played for the East Coast All-Stars in the 2012 Four Nations Cup ... averaged 7.7 points, 8.3 rebounds and 3.0 blocks in three games

2012-13

- Appeared in 19 contests, averaging 0.1 points and 0.6 rebounds
- Pulled down one rebound against Louisville in the NCAA Elite Eight (3/31)
- Dished the first assist of his career in the second meeting with Virginia Tech (3/5) ... also nabbed one steal
- Recorded one rebound, one block and one steal in three minutes of action at Virginia Tech (2/21)
- Swiped the first steal of his career against Maryland (1/26)
- Notched multiple rebounds for the first time in his career against Miami (1/23)
- Scored his first career points with a layup in the second half of the ACC opener against Wake Forest (1/5) ... played a career-high seven minutes while also recording his second career block
- Pulled down an offensive rebound in one minute of play against Santa Clara (12/29)
- Made his Duke debut against Cornell (12/19), posting one rebound and one block in two minutes of action
- Was sidelined with a stress fracture in the second metatarsal of his left foot that was diagnosed just before the team's first practice on Oct. 12

2011-12

- Did not see game action while redshirting as a freshman
- Named to the ACC Academic Honor Roll
- Played in two of Duke's three exhibition games versus the Chinese National Team and in the exhibition contest against United Arab Emirates
- In the annual Blue-White scrimmage during Countdown to Craziiness, hit his only shot attempt and two free throws to finish with four points

High School

- Four-year letterwinner at Christ School under head coach David Gaines ... part of four NCISAA 3-A State Championship team at Christ School during his career
- Named to the McDonald's All-America team ... recorded five points and eight rebounds to help the East squad to a 111-96 victory ... also finished second in the McDonald's All-America Game Dunk Contest
- Claimed a 2011 Jordan Brand Classic Regional All-Star selection

- Awarded the Gatorade Player of the Year in North Carolina after averaging 11.5 points, 10.3 rebounds and 2.5 blocks per game as a senior
- Named team MVP after leading Christ School to a 32-5 record and the 2011 NCISAA 3-A State Championship
- 2011 NCISAA 3-A all-state selection and AP all-state honoree as a senior ... selected as first team All-WNC by the Asheville Citizen-Times
- Recorded 13 points and 10 rebounds in a 59-57 win over Charlotte Christian in the state championship game ... averaged 15.7 points and 10.2 rebounds during Christ School's run to the 2011 NCISAA 3-A State Championship
- CAA all-conference selection as a senior ... also led Christ School to a CAA Tournament Championship by averaging 14.5 points and 10 rebounds per game
- Honored with the WNC Sports Award by Mountaineer Athletic Club
- Had season highs with 25 points and 22 rebounds in an 85-73 win over Ridge View [S.C.] High School
- Finished his senior year with five 20-point games and 20 games with 10 or more rebounds
- Had 21 points and 11 rebounds in a 62-51 win over Westchester Country Day for a third place finish at the 2011 GlaxoSmithKline Holiday Invitational
- Won the 2011 City of Palms Tournament Slam Dunk Contest and was named to the all-tournament team
- Averaged 8.6 points, 8.0 rebounds and 2.6 blocks per game while helping Christ School to a 37-2 record and a state championship as a junior
- Key reserve as a sophomore on a Christ School team that went 36-2 and finished No. 15 in the ESPN Rise national rankings
- Averaged 3.4 points and 3.7 rebounds with season highs of 10 points and 13 boards, while playing behind three other eventual NCAA Division I players
- Saw time on the varsity team as a freshman ... played behind brothers Miles and Mason as Christ School finished 36-2 and won the state championship
- Teamed with Quinn Cook on the championship team at 2010 adidas Nations Experience
- Played in the 2010 Albert Schweitzer International Youth Basketball Tournament in Mannheim, Germany ... averaged 6.0 rebounds per game while helping the USA team to a fourth-place finish ... recorded a team-high 10 rebounds to go along with four blocks in a 91-81 win over previously unbeaten Spain in the tournament
- Ranked 61st by the Recruiting Services Consensus Index
- Rated as the No. 34 recruit in the 2011 class by ESPNU 100 ... also ranked in the top 100 by Scout.com (No. 68) and Rivals.com (No. 79)
- Played AAU basketball with Indiana Elite One

Personal

- Born Marshall Harrison Plumlee on July 14, 1992 in West Lafayette, Ind.
- Son of Perky and Leslie Plumlee
- Father, Perky, is a lawyer and played basketball at Tennessee Tech
- Mother, Leslie, is a pharmacist and played basketball at Purdue
- Has two older brothers, Miles and Mason, and a younger sister, Madeline
- Was joined on the 2011-12 Duke roster by Miles and Mason to become the first brother trio in ACC history to play on the same team ... the Plumlees were just the third brother trio to play on same Division I collegiate basketball team in NCAA history, joining the Brennan brothers (Matthew, Thomas & William) who played at Villanova in 1957-58 and the Bockhorn brothers (Bucky, Harold & Terry) who played at Dayton from 1956-58.
- Miles, a first round selection by the Indiana Pacers in 2012, is now a member of Phoenix Suns, while Mason was selected No. 22 overall by the Brooklyn Nets in the 2013 NBA Draft
- Sister, Madeline, is a freshman volleyball player at Notre Dame
- Grandfather, Albert Schultz, played basketball at Michigan Tech (1944) prior to joining the U.S. Air Force ... he also played on the U.S. Air Force Service Team in 1945
- Uncle, William Schultz, played basketball at Wisconsin-Eau Claire (1971-72) prior to being deployed to Vietnam ... 1972 NAIA National Runner-up
- Uncle, Chad Schultz, played basketball at Wisconsin-Oshkosh from 1983-86
- Received the Christ School Headmaster's Cup - given to senior who demonstrated exemplary character and leadership
- Head of the Christ School Honor Council and Latin League ... also a high honor student and member of National Honor Society
- A member of Prefect and Big Brother Award recipient while in high school
- Hobbies include reading, hiking, skeet shooting and video games
- Posted a 15-0 record playing JV tennis as a freshman at Christ School
- Favorite athlete is David Robinson

2012-13

Opponent	FG	3FG	FT	O-D-R	PF	Pts	A	TO	B	S	MIN
Georgia State				DNP - INJ							
vs. [3] Kentucky				DNP - INJ							
Florida Gulf Coast				DNP - INJ							
vs. Minnesota				DNP - INJ							
vs. VCU				DNP - INJ							
vs. [2] Louisville				DNP - INJ							
[4] Ohio State				DNP - INJ							
Delaware				DNP - INJ							
at Temple				DNP - INJ							
Cornell	0-0	0-0	0-0	0-1-1	0	0	0	0	1	0	2
Elon				DNP - INJ							
Santa Clara	0-1	0-0	0-0	1-0-1	0	0	0	0	0	0	1
vs. Davidson				DNP							
Wake Forest	1-2	0-0	0-2	0-0-0	2	2	0	0	1	0	7
Clemson	0-0	0-0	0-2	0-0-0	0	0	0	0	0	0	2
at [20] N.C. State	0-0	0-0	0-0	0-0-0	0	0	0	0	0	0	3
Georgia Tech	0-0	0-0	0-0	0-0-0	0	0	0	1	0	0	1
at [25] Miami	0-1	0-0	0-0	1-2-3	1	0	0	0	0	0	6
Maryland	0-1	0-0	0-0	0-0-0	0	0	0	1	0	1	3
at Wake Forest	0-0	0-0	0-0	0-1-1	1	0	0	1	0	0	4
at Florida State	0-1	0-0	0-0	0-1-1	0	0	0	0	0	0	6
N.C. State	0-0	0-0	0-0	0-1-1	0	0	0	0	0	0	0+
at Boston College				DNP							
North Carolina	0-0	0-0	0-0	0-0-0	0	0	0	0	0	0	1
at Maryland	0-0	0-0	0-0	0-0-0	0	0	0	1	0	0	1
at Virginia Tech	0-1	0-0	0-2	1-0-1	1	0	0	0	1	1	3
Boston College	0-1	0-0	0-0	1-0-1	0	0	0	1	0	0	5
at Virginia				DNP							
[5] Miami				DNP							
Virginia Tech	0-0	0-0	0-0	0-0-0	0	0	1	0	0	1	2
at North Carolina				DNP							
^ vs. ^Maryland				DNP							
- vs. ^Albany	0-0	0-0	0-0	0-0-0	0	0	0	0	0	0	1
- vs. [22] ^Creighton	0-0	0-0	0-0	0-0-0	0	0	0	0	0	0	1
- vs. [9] ^Michigan State				DNP							
- vs. [2] ^Louisville	0-0	0-0	0-2	1-0-1	0	0	0	0	0	0	1

* Indicates Games Started
 [] AP Ranking
 ^ ACC Tournament
 & NCAA Tournament



PLAYERS

Career Highs

Points	2 vs. Wake Forest, 1/5/13
Rebounds	3 at Miami, 1/23/13
Assists	1 vs. Virginia Tech, 3/5/13
Steals	1, 2x, last vs. Virginia Tech, 3/5/13
Blocks	1, 2x, last vs. Wake Forest, 1/5/13
FG Made	1 vs. Wake Forest, 1/5/13
3FG Made	-
FT Made	-
Minutes	7 vs. Wake Forest, 1/5/13

Miscellaneous 2012-13 Career

Double-figure points	0	0
3 or more rebounds	1	1
2 or more blocks	0	0
2 or more steals	0	0
Charges Drawn	0	0
Dunks	0	0
Three-point plays	0	0

Career Statistics

SEASON	GP-GS	MP	FG-FGA	PCT.	3PT-A	PCT.	FT-FTA	PCT.	REB.	AVG.	PF-DQ	AS	TO	BS	ST	TP	AVG.
2011-12																	
2012-13	19-0	50	1-8	.125	0-0	.000	0-8	.000	11	0.6	5-0	1	5	3	3	2	0.1
Total	19-0	50	1-8	.125	0-0	.000	0-8	.000	11	0.6	5-0	1	5	3	3	2	0.1

Career ACC Regular Season Statistics


SEASON	GP-GS	MP	FG-FGA	PCT.	3PT-A	PCT.	FT-FTA	PCT.	REB.	AVG.	PF-DQ	AS	TO	BS	ST	TP	AVG.
2011-12																	
2012-13	14-0	44	1-7	.143	0-0	.000	0-6	.000	8	0.6	5-0	1	5	2	3	2	0.1
Total	14-0	44	1-7	.143	0-0	.000	0-6	.000	8	0.6	5-0	1	5	2	3	2	0.1

Career NCAA Tournament Statistics

SEASON	GP-GS	MP	FG-FGA	PCT.	3PT-A	PCT.	FT-FTA	PCT.	REB.	AVG.	PF-DQ	AS	TO	BS	ST	TP	AVG.
2011-12																	
2012-13	3-0	3	0-0	.000	0-0	.000	0-2	.000	1	0.3	0-0	0	0	0	0	0	0.0
Total	3-0	3	0-0	.000	0-0	.000	0-2	.000	1	0.3	0-0	0	0	0	0	0	0.0

Career ACC Tournament Statistics

SEASON	GP-GS	MP	FG-FGA	PCT.	3PT-A	PCT.	FT-FTA	PCT.	REB.	AVG.	PF-DQ	AS	TO	BS	ST	TP	AVG.
2011-12																	
2012-13	-	-	-	-	-	-	-	-	-	-	-	-	-	-	-	-	-
Total	-	-	-	-	-	-	-	-	-	-	-	-	-	-	-	-	-



14

Rasheed Sulaimon

G • 6-4 • 190 • SO-1L
Houston, Texas (Strake Jesuit College Prep)

Career

- Ultra-quick guard with good strength and wing span ... has the ability to break down defenses with strong drives to the basket or with long range shooting stroke
- Can be a disruptive force on defense with active hands and consistent ball pressure
- Possesses excellent court vision and the ability to make scoring passes in traffic ... also a very good decision maker off the dribble
- Continues to develop his mid-range game and scoring off the bounce
- Has the make-up to thrive in an up-tempo style of play ... one of the top run and jump athletes on the team
- Will be looked upon to be a consistent backcourt weapon and a hard-nosed defensive presence for the Blue Devils as a sophomore
- Can play either guard spot or slide to the small forward position in some rotations ... versatility allows him to impact the game in a variety of ways
- Part of an experienced Duke backcourt that also features senior Tyler Thornton, junior Quinn Cook and graduate student Andre Dawkins
- Has gained valuable experience playing USA Basketball ... was on gold medal-winning teams at the 2012 FIBA Americas U18 Championship and the 2013 FIBA U19 World Championship
- Active with the Read with the Blue Devils program ... also volunteers with The Monday Life, a non-profit organization that helps hospitalized children feel better and heal faster by drastically improving patient environments

2012-13

- Selected to the ACC All-Freshman Team by the league's coaches and media ... also earned a spot on the All-ACC Academic Team
- Appeared in all 36 games while starting 33 ... averaged 11.6 points, 3.4 rebounds and 1.9 assists per contest
- Knocked down 49 three-point field goals, seventh most by a Duke freshman ... shot 37.1 percent from behind the three-point arc
- Scored in double figures 22 times with three 20+ point efforts
- Ranked seventh in the ACC in free throw percentage (.802) ... free throw percentage was the sixth-best by a Duke freshman
- Named ACC Rookie of the Week twice (12/3, 2/25)
- Went 12-of-14 from the free throw line and finished with 16 points and four rebounds in an Elite Eight win over Michigan State (3/29)
- Finished with 21 points to lead Duke in scoring in an NCAA Tournament win over Creighton (3/24) ... was 5-of-9 from the field and 8-of-10 from the foul line against the Bluejays
- Scored 12 of Duke's 26 points in the second half of the ACC Tournament quarterfinal game against Maryland (3/15) ... finished with 16 points and six rebounds
- Led Duke in scoring with a career-high 27 points on a career-best 10 made field goals in a win over Maryland (2/24) ... scored 15 points in the opening half on 6-of-9 shooting
- Totaled 17 points on 7-of-11 shooting from the field and 3-of-4 shooting from three-point range against Virginia Tech (2/21)
- Turned in a 7-of-7 free throw shooting performance against Maryland (2/16) ... finished with 16 points and four rebounds
- Totaled 13 points and a team-high five assists in a win over North Carolina (2/13)
- Scored 25 points to lead Duke past Maryland (1/26) ... matched a Duke freshman record by hitting six three-pointers ... also converted the first four-point play of his career ... was 9-of-13 from the field, including 6-of-8 from three-point range in the victory
- Led Duke in scoring with a 16-point performance against Miami (1/23) ... registered a season-high four assists
- Hit three treys in a win over Georgia Tech (1/17) ... shot 5-of-8 from the floor and 3-of-4 from three-point range to finish with 15 points
- Matched a career high with seven rebounds against Clemson (1/8)

- Scored 12 points to lead Duke past Wake Forest (1/5) ... shot 5-of-11 from the floor and 2-of-4 from three-point range
- Finished with eight points and seven rebounds in a win over Davidson (1/2)
- Turned in his third game of the season with at least three treys in a win over Elon (12/20) ... finished with 13 points, two rebounds, four assists and a steal
- Notched 16 points on 6-of-10 shooting from the field and 4-of-4 shooting at the free throw line against Cornell (12/19)
- Dished a season-high seven assists in a win over Temple (12/8) ... also scored eight points and pulled down two rebounds
- Tallied double-figuring scoring for the seventh consecutive game with a 14-point performance against Delaware (12/1) ... also registered four rebounds and six assists in the win
- Recorded all 17 of his points in the second half to propel Duke to a 73-68 victory over No. 4 Ohio State (11/28) ... shot 7-of-10 from the floor in the second half, with the seven field goals marking a career-high ... tallied double-figure scoring for the sixth consecutive game
- Scored 14 points to help Duke capture the Battle 4 Atlantis title with a win over No. 2 Louisville (11/24) ... finished the night with 14 points, four rebounds, three steals and one block
- Pulled down seven rebounds to go with 12 points in a win over VCU (11/23) ... also played a season-high 34 minutes in the contest
- Totaled 11 points on 4-of-7 shooting from the field against Minnesota (11/22) in the Battle 4 Atlantis opener
- Scored a season-best 19 points against Florida Gulf Coast (11/18) ... sank three treys and went 6-of-6 at the free throw line ... drew three charges in the contest
- Posted the first double-figure scoring effort of his career in a win over No. 3 Kentucky (11/13), registering 10 points, a team-high six rebounds and five assists (zero turnovers) in 33 minutes of action ... sank three treys and drew a charge in the second half of play to spark the Blue Devils
- Earned a start in his collegiate debut against Georgia State (11/9), scoring six points on 2-of-3 shooting from three-point range ... also pulled down four rebounds and tallied four assists ... became the ninth freshman guard to start a season opener under Coach K

High School

- Contributed 18 points and four assists for the West team, which beat the East team 106-102, in the 2012 McDonald's All-America game
- Won the Powerade Jam Fest three-point shootout at the McDonald's All-America game ... became the eighth Blue Devil to capture the three-point shootout title at the event
- Scored 13 points and pulled down seven rebounds for the West team in a 99-95 victory over the East team at the 2012 Jordan Brand Classic
- Played three varsity seasons at Strake Jesuit Prep in Houston, Texas ... freshmen are not permitted to play varsity athletics at the school
- Averaged 27.4 points, 6.4 rebounds and 3.6 assists per game as Strake Jesuit went 26-4, won the District 19-5A title and made an appearance in the state playoffs in 2012
- Shot 57.3 percent from the floor, including 40.6 percent from three-point range, as a senior and also led Strake Jesuit in assists and defensive rebounds



- Scored 42 points in his team's loss in the area championship game as a senior
- Named to the Parade Magazine All-America team following his senior season ... also a third team MaxPreps All-America selection
- Selected as a second team ESPNHS All-America in 2012
- Chosen as inaugural Guy V. Lewis Greater Houston Player of the Year as a senior
- Named 5A all-state in 2012 by the Texas Association of Basketball Coaches
- Tabbed 2012 District 19-5A MVP by district coaches after leading Strake Jesuit to a 14-0 mark in district play
- Played in the 2011 All-American Championship in Houston, Texas and scored 13 points on 5-of-12 shooting in addition to dishing out six assists
- As a junior, averaged 21.4 ppg., 5.4 rpg., 3.0 apg. and 2.4 spg. to lead Strake Jesuit to a 26-4 record and the District 19-5A title
- Scored 20 or more points in 16 of his 30 games in 2011, while reaching double figures in all but one contest
- Averaged 21.4 points, 3.9 rebounds, 2.6 assists and 2.1 steals per game as a sophomore ... led Strake Jesuit to a 20-14 record and Region 3 semifinals appearance in 2010
- Ranked as the No. 1 shooting guard in his class by Scout.com, No. 3 by ESPNU 100 and the fourth-best shooting guard by Rivals
- Rated as the No. 12 overall prospect by Scout.com and ESPNU 100 and No. 18 by Rivals.com
- Ranked No. 12 overall by the Recruiting Services Consensus Index

USA Basketball

- Started eight of nine contests for gold medal-winning 2013 FIBA U19 World Championship Team ... averaged 8.4 points and 2.8 rebounds while shooting 40.5 percent (15-of-37) from three-point range.
- Had 15 points on 7-of-12 shooting in pool play against Serbia ... added 12 points in the gold medal game against Serbia
- Helped USA to the gold medal at 2012 Men's FIBA Americas U18 Championship in Brazil
- Came off the bench in all five games to average 10.0 points and 3.4 rebounds per game ... shot 54.1 percent (20-of-37) from the field in 20.0 minutes per game
- Had 14 points on 5-of-9 shooting in the semifinal win over Argentina ... recorded 12 points, five rebounds and three assists in a tournament opening win over the U.S. Virgin Islands
- Also played in the 2012 USA Basketball Nike Hoop Summit, scoring three points in 19 minutes of action as the U.S. fell to the World team, 84-75

Personal

- Born Rasheed Wesley Sulaimon on March 9, 1994 in Houston, Texas
- Son of Kenny and Angela Sulaimon
- Father, Kenny, is a store manager and is originally from Nigeria
- Mother, Angela, is a nutritionist and was born in Jamaica
- Has a brother, David, and four sisters, LaToya, Brittany, Shannon and Raven
- Member of the National Honor Society, holding a 3.56 GPA at Strake Jesuit ... also received the Scholar-Athlete of the Year Award as a senior
- A two-year volunteer with the Challenge Basketball Program
- Played AAU for Houston Hoops


2012-13

Opponent	FG	3FG	FT	O-D-R	PF	Pts	A	TO	B	S	MIN
Georgia State	2-5	2-3	0-0	0-4-4	3	6	4	1	0	0	30*
vs. [3] Kentucky	3-14	3-7	1-2	2-4-6	1	10	5	0	0	0	33*
Florida Gulf Coast	5-12	3-8	6-6	0-3-3	2	19	2	3	0	1	33*
vs. Minnesota	4-7	1-1	2-3	0-2-2	3	11	1	2	0	1	28*
vs. VCU	4-12	2-5	2-2	2-5-7	1	12	0	0	0	1	34*
vs. [2] Louisville	6-13	1-6	1-2	2-2-4	2	14	0	3	1	3	34*
[4] Ohio State	7-12	2-4	1-2	0-4-4	2	17	0	1	0	0	31*
Delaware	6-12	1-4	1-1	1-3-4	3	14	6	2	0	0	33*
at Temple	2-6	1-2	3-3	0-2-2	1	8	7	0	0	1	30*
Cornell	6-10	0-3	4-4	0-0-0	2	16	2	3	0	3	26*
Elon	5-10	3-4	0-0	0-2-2	1	13	4	2	0	1	26*
Santa Clara	2-8	0-2	2-5	1-0-1	2	6	2	1	0	2	29*
vs. Davidson	1-6	0-1	6-6	0-7-7	1	8	0	1	1	0	31*
Wake Forest	5-11	2-4	0-0	0-3-3	2	12	0	0	0	2	25*
Clemson	1-5	0-2	0-2	1-6-7	4	2	1	1	0	0	24*
at [20] N.C. State	0-10	0-3	4-4	0-0-0	2	4	0	0	0	0	27*
Georgia Tech	5-8	3-4	2-4	1-4-5	3	15	1	1	0	0	27*
at [25] Miami	4-9	2-6	6-6	0-2-2	3	16	3	2	0	4	26*
Maryland	9-13	6-8	1-2	0-1-1	4	25	2	0	0	0	29*
at Wake Forest	2-4	0-2	2-3	1-3-4	3	6	1	1	0	0	24*
at Florida State	6-11	2-4	0-0	0-2-2	2	14	3	1	0	1	35*
N.C. State	3-8	2-4	3-3	0-5-5	4	11	2	2	0	0	35*
at Boston College	1-6	0-2	2-2	2-1-3	2	4	2	1	0	0	23*
North Carolina	5-11	1-4	2-2	0-2-2	4	13	5	4	0	0	38*
at Maryland	4-12	1-4	7-7	0-4-4	3	16	1	0	0	1	32*
at Virginia Tech	7-11	3-4	0-0	1-4-5	1	17	2	1	0	2	30*
Boston College	10-15	3-5	4-4	0-3-3	2	27	3	2	0	0	33*
at Virginia	2-10	0-5	0-0	0-4-4	4	4	2	3	0	0	36*
[5] Miami	3-7	0-3	1-3	0-1-1	2	7	0	4	0	1	27*
Virginia Tech	2-4	1-1	0-0	0-1-1	1	5	1	0	0	1	17*
at North Carolina	0-2	0-2	1-2	0-3-3	0	1	2	1	0	0	15
^ vs. Maryland	6-12	0-2	4-4	3-3-6	1	16	1	0	0	0	29*
- vs. Albany	1-2	1-2	4-6	0-2-2	1	7	1	0	0	0	28*
- vs. [22] Creighton	5-9	3-5	8-10	0-5-5	0	21	0	0	0	0	30*
- vs. [9] Michigan State	2-6	0-2	12-14	1-3-4	2	16	0	0	0	0	36*
- vs. [2] Louisville	1-10	0-4	1-2	0-3-3	5	3	2	2	0	2	26*

* Indicates Games Started
 [] AP Ranking
 ^ ACC Tournament
 & NCAA Tournament

PLAYERS

Career Highs		Career Statistics																		
Points	27 vs. Boston College, 2/24/13	SEASON	GP-GS	MP	FG-FGA	PCT.	3PT-A	PCT.	FT-FTA	PCT.	REB.	AVG.	PF-DQ	AS	TO	BS	ST	TP	AVG.	
Rebounds	7, 3x, last vs. Clemson, 1/8/13	2012-13	36-33	1,050	137-323	.424	49-132	.371	93-116	.802	121	3.4	79-1	68	45	2	27	416	11.6	
Assists	7 vs. Temple, 12/9/12	Total	36-33	1,050	137-323	.424	49-132	.371	93-116	.802	121	3.4	79-1	68	45	2	27	416	11.6	
Steals	4 at Miami, 1/23/13																			
Blocks	1, 2x, last vs. Davidson, 1/2/13																			
FG Made	10 vs. Boston College, 2/24/13																			
3FG Made	6 vs. Maryland, 1/26/13																			
FT Made	12 vs. Michigan State, 3/29/13																			
Minutes	38 vs. North Carolina, 2/13/13																			
Miscellaneous		Career ACC Regular Season Statistics																		
Double-figure points	22	22	SEASON	GP-GS	MP	FG-FGA	PCT.	3PT-A	PCT.	FT-FTA	PCT.	REB.	AVG.	PF-DQ	AS	TO	BS	ST	TP	AVG.
20-pt games	3	3	2012-13	4-4	120	9-27	.333	4-13	.308	25-32	.781	14	3.5	8-1	3	2	0	2	47	11.8
3 or more 3pt Field Goals	8	8	Total	4-4	120	9-27	.333	4-13	.308	25-32	.781	14	3.5	8-1	3	2	0	2	47	11.8
5 or more rebounds	9	9																		
3 or more assists	9	9																		
Charges Drawn	11	11																		
Dunks	6	6																		
Three-point plays	8	8																		
Four-point plays	1	1																		
		Career NCAA Tournament Statistics																		
			SEASON	GP-GS	MP	FG-FGA	PCT.	3PT-A	PCT.	FT-FTA	PCT.	REB.	AVG.	PF-DQ	AS	TO	BS	ST	TP	AVG.
			2012-13	1-0	29	6-12	.500	0-2	.000	4-4	1.000	6	6.0	1-0	1	0	0	0	16	16.0
			Total	1-0	29	6-12	.500	0-2	.000	4-4	1.000	6	6.0	1-0	1	0	0	0	16	16.0
		Career ACC Tournament Statistics																		
			SEASON	GP-GS	MP	FG-FGA	PCT.	3PT-A	PCT.	FT-FTA	PCT.	REB.	AVG.	PF-DQ	AS	TO	BS	ST	TP	AVG.
			2012-13	1-0	29	6-12	.500	0-2	.000	4-4	1.000	6	6.0	1-0	1	0	0	0	16	16.0
			Total	1-0	29	6-12	.500	0-2	.000	4-4	1.000	6	6.0	1-0	1	0	0	0	16	16.0



13 Matt Jones

G • 6-4 • 200 • FR-HS
DeSoto, Texas (DeSoto)

High School

- Four-year letterwinner at DeSoto under head coach Chris Dyer
- Helped DeSoto to a 131-18 record over his high school career.
- Scored four points and added one rebound, one assist and a steal in helping the West team to a 110-99 win at the 2013 McDonald's All-America game
- Finished second in the 2013 Powerade Jam Fest three-point contest
- Had 14 points with a pair of three-point field goals and 6-of-7 shooting from the free throw line in a 102-98 West victory at the 2013 Jordan Brand Classic
- Led his team to a 33-3 record, including a 14-1 mark in league play as a senior
- Averaged 17.5 points, 7.2 rebounds and 6.0 assists per game while earning all-state honors in 2013
- Named MVP of the HSOT Holiday Invitational after leading DeSoto to a 45-42 title-game victory over St. Joseph's [N.J.]
- Had 18 points in a 46-34 win over Hampton [Va.] in the semifinals of the HSOT Holiday Invitational
- Scored 17 points and four assists in a 57-50 win 57-50 over Kinston in the opening round of the HSOT Holiday Invitational
- Scored 23 points and five rebounds in a win over Simeon Career Academy and current Duke teammate Jabari Parker in a nationally televised contest
- Averaged 18.5 points, 8.5 rebounds and 3.4 assists per game as a junior, while guiding DeSoto to a 33-6 record and an appearance Class 5A regional finals
- Earned second team MaxPreps All-America in 2012
- Scored 29 points DeSoto to a 64-55 regional quarterfinal win over Richardson Berkner in 2012
- Named to the 2011 Whataburger Tournament Orange Bracket All-Tournament Team
- Scored 22 points to lead DeSoto to a 77-39 win over Coppell 77-39 in the opening round of the Whataburger Basketball Tournament
- Helped the team to a 34-4 record and a state tournament regional runner-up finish as a sophomore
- Member of varsity team as a freshman ... DeSoto finished the year 31-5 overall and reached the regional semifinals in the Texas state playoffs
- Ranked No. 25 in his class according to Scout.com ... tabbed No. 36 prospect in the class by Rivals.com and ESPN
- Rated No. 34 overall in the Recruiting Services Consensus Index

Personal

- Born Matthew Elliot Jones on Dec. 5, 1994
- Son of Mark and Arolynn Jones
- Has two older sisters, Alex and Jordan, and a younger brother, Mason
- Sister, Jordan, is a sophomore guard at Texas A&M ... the pair became the third brother-sister combination to earn McDonald's All-America recognition

Duke McDonald's All-Americans

1977	Gene Banks
1978	Vince Taylor
1982	Johnny Dawkins
1983	Tommy Amaker, Martin Nessley
1985	Danny Ferry, Quin Snyder
1986	Alaa Abdelnaby, Phil Henderson
1987	Greg Koubek
1988	Christian Laetner, Crawford Palmer
1989	Bobby Hurley, Bill McCaffrey
1990	Grant Hill
1991	Cherokee Parks
1992	Chris Collins
1993	Joey Beard
1994	Trajan Langdon, Ricky Price, Steve Wojciechowski
1995	Taymon Domzalski
1996	Nate James
1997	Shane Battier, Elton Brand, Chris Burgess
1998	Corey Maggette
1999	Carlos Boozer, Mike Dunleavy, Casey Sanders, Jason Williams
2000	Chris Duhon
2001	Daniel Ewing
2002	Sean Dockery, Shavlik Randolph, J.J. Redick, Michael Thompson
2003	Luol Deng
2004	DeMarcus Nelson
2005	Eric Boateng, Josh McRoberts, Greg Paulus
2006	Gerald Henderson, Jon Scheyer, Lance Thomas
2007	Taylor King, Kyle Singler, Nolan Smith
2008	Elliot Williams
2009	Ryan Kelly, Mason Plumlee
2010	Kyrie Irving
2011	Quinn Cook, Marshall Plumlee, Austin Rivers
2012	Amile Jefferson, Rasheed Sulaimon
2013	Matt Jones, Jabari Parker



20 Semi Ojeleye

F • 6-7 • 230 • FR-HS
Ottawa, Kan. (Ottawa)

High School

- Four-year starter at Ottawa High School under head coach Jon McKowen
- Set Kansas career and senior-year scoring records ... finished high school with 2,763 points, including 952 points as a senior
- Led Ottawa to four state championship game appearances and a 94-10 record
- Two-time first team all-state selection ... three-time first team All-Frontier League pick
- Named 2013 *Parade Magazine* National Player of the Year
- Received the 2013 Gatorade Kansas Boys Basketball Player of the Year Award
- Averaged 38.1 points, 8.5 rebounds, 2.0 assists and 2.0 steals per game as a senior ... also shot 38 percent from three-point range and 82 percent from the free throw line
- Led the Cyclones to a perfect 25-0 record and the Kansas Class 4A state championship
- Scored 27 points and grabbed 15 rebounds in 54-45 title game victory over Topeka Highland Park
- Set a single-game tournament record with 45 points in a 73-49 win over Andale in the state semifinals ... scored 21 of Ottawa's 23 first quarter points ... went 14-of-29 from the field, including 6-of-12 from three-point range in the win
- Scored 26 points to lead the Cyclones to a 65-27 rout of Eudora High School on Feb. 19, 2013 ... hit a three-pointer in the first half of play to match the state career scoring record
- Exploded for 57 points in a 77-30 rout of Paola ... scored a career-high 58 points earlier in the season during a 102-29 rout of Wray
- Led team to Goodland Topside Tip-off Tournament championship ... averaged 47.3 points per game for a tournament-record 142 points ... had games of 58, 43 and 41 points in breaking the record
- Averaged 32.2 points, 8.7 rebounds, 1.6 assists and 1.2 steals per game as a junior ... also made 78 three-point field goals, while shooting close to 40 percent from behind the arc
- Scored at least 25 points in every game in leading Ottawa to its third straight state championship game ... led the team to a 24-2 record and a state runner-up finish
- Honorable mention All-America selection by MaxPreps
- Received first team all-state honors from the *Wichita Eagle* and *Topeka Capital-Journal* in 2012
- Tallied 32 points and 12 rebounds in a narrow 56-52 title-game loss to Basehor-Linwood
- Posted 32 points and 14 rebounds in the state semifinals
- Scored 50 points with eight three-point field goals in a 103-70 victory over Spring Hill ... also went 10-for-10 at the charity stripe in the win
- Named MVP of the Bobcat Invitational after leading Ottawa to a 56-49 win over Basehor-Linwood in the title game ... had 30 points and 10 rebounds in the championship game
- Tallied 36 points in an early season 62-44 win over Class 4A power St. James Academy
- Registered 23.3 points, 6.5 rebounds and 1.5 steals per game as a sophomore in leading Ottawa to a 22-4 record and a spot in the Class 4A state title game
- Named third team all-state by *Wichita Eagle* ... also a first team Class 4A all-state pick by KBCA
- Received all-area player of the year honors from *Journal-World* in 2011
- Played on the varsity team as a freshman, averaging 14.0 points, 5.8 rebounds, 1.2 assists, 1.0 steals and 1.1 blocks per game
- Helped his team to a 23-4 record and a state runner-up finish
- Was a first team all-area selection from *Journal-World* ... honorable mention Class 4A all-state pick by KBCA
- No. 26 prospect in his class according to Scout.com ... ranked No. 31 by Rivals.com and No. 40 by ESPN
- Ranked No. 32 in the Recruiting Services Consensus Index


Personal

- Born Jesusemilore Talodabijesu Ojeleye on Dec. 5, 1994 in Overland Park, Kansas
- Son of Ernest and Joy Ojeleye
- Family is originally from Nigeria ... Ernest came to the United States to do an internship and residency at Kansas University's medical center
- Father, Ernest, is a family doctor
- Mother, Joy, is a registered nurse
- Has an older sister, Tomi, and an older brother, Victor
- Brother, Victor, played basketball at Kansas State from 2008-11 ... he had one rebound and one blocked shot against Duke in a Nov. 23, 2010 loss to the Blue Devils
- Maintained a 4.0 GPA throughout his high school career ... member of the National Honor Society
- Graduated Magna Cum Laude
- Led MoKan Elite to team title at the 2012 K.C. Classic on the EYBL circuit ... averaged 17.6 points and 5.6 rebounds per contest during EYBL play
- Scored 33 points on 10-of-13 shooting with four three-pointers and grabbed eight rebounds to propel MoKan Elite into the semifinals of the 2012 Peach Jam

PLAYERS

Duke Parade All-Americans

1959	Art Heyman ¹	1996	Mike Chappell ⁴
1960	Jeff Mullins ¹	1997	Shane Battier ¹
1961	Brent Kitching ² Hack Tison ²		Elton Brand ¹ Chris Burgess ¹
1964	Mike Lewis ¹		William Avery ⁴
1965	Dave Golden ³ Steve Vandenberg ⁴	1998	Corey Maggette ²
1967	Dick DeVenzio ¹	1999	Carlos Boozer ¹ Jason Williams ¹
1968	Don Blackman ⁵		Casey Sanders ² Mike Dunleavy ³
1972	Dave O'Connell ²		Chris Duhon ¹
1975	Bob Bender ²	2000	Shavlik Randolph ² Shelden Williams ⁴
1976	Gene Banks ¹	2001	Shavlik Randolph ¹ J.J. Redick ²
1977	Gene Banks ¹	2002	Michael Thompson ⁴
1978	Vince Taylor ²		Luol Deng ¹
1982	Johnny Dawkins ³ Mark Alarie ⁴	2003	DeMarcus Nelson ²
1983	Tommy Amaker ³ Martin Nessley ²	2004	Josh McRoberts ¹ Greg Paulus ²
1984	Danny Ferry ² Kevin Strickland ³	2005	Jamal Boykin ³ Eric Boateng ⁴
1985	Danny Ferry ¹		Jon Scheyer ¹ Gerald Henderson ²
1986	Alaa Abdelnaby ⁴ Phil Henderson ⁴	2006	Kyle Singler ² Lance Thomas ² Brian Zoubek ⁴
1987	Greg Koubek ² Christian Laettner ³	2007	Kyle Singler ¹ Nolan Smith ¹ Taylor King ²
1988	Christian Laettner ² Crawford Palmer ³ Bobby Hurley ⁴	2008	Elliot Williams ² Ryan Kelly ¹ Mason Plumlee ³
1989	Bobby Hurley ¹ Bill McCaffrey ⁴	2009	Kyrie Irving ¹ Austin Rivers ² Josh Hairston ³
1990	Cherokee Parks ¹ Grant Hill ³ Antonio Lang ³	2010	Austin Rivers ¹ Rasheed Sulaimon
1991	Cherokee Parks ¹ Erik Meek ²	2011	Semi Ojeleye Jabari Parker
1992	Joey Beard ³	2012	
1993	Joey Beard ² Jeff Capel ⁴	2013	
1994	Trajan Langdon ² Ricky Price ⁴		
1995	Taymon Domzalski ² Chris Carrawell ⁴		



45

Nick Pagliuca

G • 6-3 • 175 • FR-HS
Weston, Mass. (Milton Academy)

High School

- Four-year letterwinner for coach Lamar Reddicks at Milton Academy
- Led Milton Academy to a 20-5 record at a trip to the NEPSAC semifinals as a senior ... team won its first Independent School League championship
- Received All-ISL honors after averaging 20.3 points, 8.5 rebounds and 2.7 assists per game as a senior
- Earned honorable mention NEPSAC Class A all-conference honors in 2013 ... also named *Boston Globe* ISL All-Star
- Averaged 16.0 points, 7.0 rebounds and 3.0 assists per game as a junior
- Helped the team to a 16-9 record in 2012
- Received the team's sportsmanship award
- Hit a jump shot with seconds remaining in a 65-64 double-overtime win over Tabor
- Played varsity as a sophomore averaging 8.0 points and 5.0 rebounds per game
- Averaged 8.0 points, 7.0 rebounds and 2.0 assists per game as a freshman at Milton Academy

Personal

- Born Nick Edward Pagliuca on June 15, 1994, in Newton, Mass.
- Son of Judy and Steve Pagliuca ... has an older brother, Joe, and an older sister, Stephanie
- Father, Steve, is managing director of Bain Capital and co-owner of the Boston Celtics ... graduated from Duke in 1977
- Brother, Joe, was a walk-on to the Duke basketball team from 2004-07 ... he was a three-time recipient of the Dr. Deryl Hart Award, given annually to the team's top scholar-athlete
- Sister, Stephanie, is a 2013 Duke graduate
- Participated in student government and the engineering club at Milton Academy
- National Merit Scholarship recipient
- Hobbies include playing the piano and computer programming
- Favorite athlete is Jared Sullinger
- Led his AAU team, Middlesex Magic, to Hall of Fame Invitational title



1 Jabari Parker

F • 6-8 • 235 • FR-HS
Chicago, Ill. (Simeon Career Academy)

High School

- Four-year letterwinner for coach Robert Smith at Simeon Career Academy ... was the first freshman in school history to play on the varsity team
- Led Simeon to four IHSA Class 4A state championships ... became the second player in the history of IHSA basketball to start for four consecutive state championship teams
- Two-time Illinois Gatorade Player of the Year and Illinois Mr. Basketball ... also a two-time first team All-America from ESPN HS and USA Today
- Named MaxPreps National Player of the Year as a senior ... also received the Morgan Wooten Award (NPOY) in 2013
- Named 2013 Jordan Brand Classic Co-MVP after collecting 16 points, seven rebounds and two assists the West team's 102-98 victory.
- Scored 10 points and added eight rebounds, three assists, two steals and two blocks in helping the West team to a 110-99 win at the McDonald's All-America game
- Averaged 18.4 points, 10.4 rebounds, 2.7 assists, 2.1 blocks and 1.9 steals in leading Simeon to a 30-3 record as a senior
- Missed time during the early portion of his senior season after suffering a fractured left foot at the 2012 FIBA Under-17 Championship
- Was at his best in postseason play, averaging 21.7 points and 10.4 rebounds over the course of the seven-game state playoffs
- Led Simeon to an 81-68 victory over No. 10 Oak Hill Academy at the Hoopball Classic with 28 points, five rebounds and two blocks
- Scored 22 points and had 14 rebounds 93-32 Chicago Public High School League playoff rout of Urban Prep West
- Contributed 24 points, nine rebounds and three assists in a 70-34 victory over Mount Carmel High School in the opening round of the state playoffs
- Registered 29 points and 13 rebounds to lead the Wolverines to a 69-51 win over the state's top-ranked team Whitney-Young
- Celebrated his 18th birthday with 20 points and 15 rebounds in a 68-56 win over Proviso East to earn a berth in the IHSA Class 4A state finals
- Scored 20 points and grabbed eight rebounds to lead Simeon to a 58-40 win over Stevenson in the state title game
- Named National Gatorade Player of the Year as a junior ... also tabbed by ESPN HS and MaxPreps as National Player of the Year for his class in 2012
- Awarded Illinois Mr. Basketball as a junior ... was the first non-senior honoree in the 32-year history of the award
- Became just the third junior to receive *Chicago Sun-Times* Player of the Year honors
- Named all-Public League first team selection by the *Chicago Sun-Times* ... also a Class 4A all-state first team pick by the newspaper
- Unanimous first team AP all-state honoree as a junior
- First team all-state pick by *The Chicago Tribune*
- Averaged 20.4 points, 9.2 rebounds, 5.1 assists, 3.4 blocks and 1.5 steals per game, while shooting 55 percent from the field, 39 percent from 3-point range and 72 percent from the free-throw line in 2011-12
- Guided Simeon to a 33-1 record, including a 23-game win streak to open the season
- Established the Simeon single-game scoring record with 40 points in 21 minutes of play to go along with 16 rebounds and 6 blocked shots against Perspectives High School
- Scored 15 points to go along with six rebounds and five blocks in a 62-55 come-from-behind victory over rival Whitney Young
- Named MVP of Cancer Research Classic following a 20-point, 6-rebound effort in a 59-56 win over nationally ranked Miller Grove (Ga.)
- Posted 33 points, 12 rebounds and five blocks to lead his team to a 73-62 victory over John Marshall Metropolitan High School in a Chicago Public High School League quarterfinals contest ... five Simeon players, including two starters, were suspended for the contest
- Had 19 points and six blocks to lead Simeon to the city championship game ... the Wolverines won the Public League championship by defeating Curie Metropolitan High School 53-49

- Scored 23 points and had 14 rebounds in a 59-51 victory over De La Salle Institute in the 2012 McDonald's City-Suburban Showdown
- Posted a triple-double with 20 points, 10 rebounds and 12 blocked shots in the IHSA Class 4A regional championship game against Chicago Vocational High School
- Had 18 points and six rebounds in a 52-42 sectional semifinal win over Whitney Young
- Recorded a double-double with 19 points and 11 rebounds to go along with five blocks in a supersectional win over Evanston High School
- Added 15 points in the state championship game 50-48 victory over Proviso East High School
- Named 2011 National Sophomore of the Year by ESPN HS ... also first team Sophomore All-America Team pick by MaxPreps
- Received first team all-state honors from the *Chicago Sun-Times* and second team accolades from the *Chicago Tribune* ... member of the 12-man Illinois Basketball Coaches Association Class 3A/4A boys' all-state first team
- Averaged 15.3 points and 5.9 rebounds per game as a sophomore, while the Wolverines won the IHSA Class 4A state championship with a 30-2 record
- Scored a game-high 12 points and added 5 rebounds and 3 blocks in a 48-39 win over Warren High School in the state championship game
- Contributed 9.3 points, 5.0 rebounds and 3.0 assists per game, while helping Simeon to a 25-9 record and the IHSA Class 4A state championship as a freshman
- Earned the ESPN HS 2010 Freshman of the Year and was a MaxPreps second team 2009-10 Boys Basketball Freshman All-American Team selection
- Ranked as the No. 2 player in his class by ESPN ... tabbed as No. 3 player by Scout.com and No. 4 overall by Rivals.com
- Rated No. 3 overall by the Recruiting Services Consensus Index

USA Basketball

- Earned gold medals at the 2012 FIBA U17 World Championship and the 2011 FIBA Americas U16 Championship
- 2011 USA Basketball Male Athlete of the Year ... also named the 2011 FIBA Americas U16 Championship MVP
- Scored a team-high 22 points to go along with seven rebounds in a loss to the World Select team at the 2013 Nike Hoop Summit
- Averaged 12.6 points and 4.8 rebounds per game to help Team USA to an 8-0 record and a gold medal at the 2012 FIBA U17 World Championship in Kaunas, Lithuania
- Member of the 2011 USA U16 National Team that compiled a 5-0 record and captured the FIBA Americas Championship gold medal
- Started all five games and averaged a USA second-best 15.4 points and 6.4 rebounds per game
- Scored a USA U16 record 27 points versus Brazil in the preliminary round
- Earned MVP honors at the 2011 Nike Global Challenge ... led USA Midwest to a 99-94 win over Team Canada in the title game
- Named to the 2011-12 USA Developmental National Team on March 24, 2011
- Participated in the 2010 USA Developmental National Team mini-camp, held Oct. 9-10 in Colorado Springs, Colo.

Personal


- Born Jabari Ali Parker on March 15, 1995, in Chicago, Ill.
- Son of Lola and Sonny Parker ... has two older brothers, Darryl and Christian, and two older sisters, Iman and Tilah
- Mother, Lola, is a native of Tonga and immigrated to the United States when she was three
- Father, Sonny, was selected in the first round (No. 17) in the 1976 NBA Draft by the Golden State Warriors ... played six seasons in the NBA averaging 9.9 points, 4.1 rebounds, and 2.1 assists per game
- Sonny played two years at Texas A&M, leading the Aggies to back-to-back Southwest Conference titles and earning first-team All-Southwest Conference honors both years ... he averaged 20.7 points per game as a senior and earned SWAC Player of the Year accolades
- Darryl played basketball at Oregon ... Christian played basketball at BYU-Hawaii
- Has two uncles, Harvey Unga and Tony Moeaki, that played in the NFL
- Honor roll student with a 3.71 weighted GPA
- Appointed by his principal to the Local School Council, where he served as the President of Student Representatives
- Has volunteered in his community with People United to Serve Humanity (PUSH), the Salvation Army, New Beginnings Church and is a senior citizen youth ambassador in association with the LDS Hyde Park Ward

2013-14 Radio / Television Roster

PLAYERS



Jabari Parker
F • FR-HS • 6-8 • 235
Chicago, Illinois



Quinn Cook
G • JR-2L • 6-2 • 180
Washington, D.C.



Tyler Thornton
G • SR-3L • 6-2 • 190
Washington, D.C.



Rodney Hood
F • R-SO-1L • 6-8 • 215
Meridian, Mississippi



Alex Murphy
F • R-SO-2L • 6-9 • 230
Wakefield, Rhode Island




Matt Jones
G • FR-HS • 6-4 • 200
DeSoto, Texas




Rasheed Sulaimon
G • SO-1L • 6-4 • 190
Houston, Texas




Josh Hairston
F • SR-3L • 6-8 • 235
Fredericksburg, Virginia




Semi Ojeleye
F • FR-HS • 6-7 • 230
Ottawa, Kansas




Amile Jefferson
F • SO-1L • 6-9 • 210
Philadelphia, Pennsylvania



Andre Dawkins
G • GR-3L • 6-5 • 215
Chesapeake, Virginia



Marshall Plumlee
C • R-SO-2L • 7-0 • 260
Warsaw, Indiana



Nick Pagliuca
G • FR-HS • 6-3 • 175
Weston, Massachusetts



Todd Zafirovski
F • GR-4L • 6-9 • 245
Lake Forest, Illinois



Mike Krzyzewski
Head Coach
34th Season at Duke

STAFF

Mike Krzyzewski	42-53
Steve Wojciechowski	54-55
Jeff Capel	56-57
Nate James	58-59
Jon Scheyer	60
Pat Thompson	61
Kenny King	61
Will Stephens	61
Tom Rogers	61
Kevin Cullen	62
Casey Stevenson	62
Jose Fonseca	62
Nick Potter	62
Managers	62
Basketball Support Staff	63-64
Legacy Fund	65-66
Kevin White	67
Senior Administration	68



Mike Krzyzewski

The Michael W. Krzyzewski Leadership
Head Coach
34th Season at Duke
Army, 1969

Winning seasons, superb graduation rates for his players and a basketball team that is as close as family are all attributes that reflect on the man who is now in his 34th season as the head coach of the Blue Devils, Mike Krzyzewski.

Although some still stumble with pronouncing and spelling his name, when people speak of the highest level of success in the college basketball world, the name Krzyzewski (Sha-shef-skee) immediately comes to mind. Coach K further solidified his status in the upper echelon of coaching on Nov. 15, 2011 when he became the winningest coach in college basketball history with a 74-69 Duke win over Michigan State at Madison Square Garden.

In 33 years at Duke, Krzyzewski, a Hall of Fame coach and 12-time National Coach of the Year, has built a dynasty that few programs in the history of the game can match.

The numbers under Coach K are staggering:

- Four National Championships (1991, 1992, 2001, 2010)
- Four gold medals as head coach of USA Men's National Team
- 957 career wins (most in NCAA history)
- 884 victories at Duke, including 402 ACC wins
- 82 NCAA Tournament victories (first all-time)
- 12 National Coach of the Year honors (eight seasons)
- Seven National Players of the Year (nine honors)
- Six National Defensive Players of the Year (nine honors)
- 29 NCAA Tournament bids
- 27 All-America selections (41 honors)
- 11 Final Four appearances (T-2nd all-time)
- 12 ACC regular season championships
- 13 ACC Tournament championships
- 506 weeks ranked among the nation's top 25 teams
- 445 weeks ranked among the nation's top 10 teams
- 109 weeks ranked No. 1 in the country
- 45 NBA Draft selections, including 25 in the first round
- 17 NBA Lottery picks
- 10 Consecutive Top 10 AP Poll finishes (1997-2006)

Entering the 2013-14 season, Coach K owns a 957-297 record in 38 years of coaching, including an 884-238 mark in 33 seasons in Durham. He is already the winningest coach in college basketball history and currently ranks second all-time in wins at one school. Krzyzewski enters the 2013-14 campaign 26 wins shy of becoming the second coach in NCAA history to record 900 wins at one school.

Weeks Ranked No. 1 Among Active Coaches	
Head Coach	Weeks No. 1 (AP)
1. Mike Krzyzewski	109
2. Roy Williams	57
3. John Calipari	31

All-Americans Among Active Coaches (Since 1985)	
Head Coach	All-Americans
1. Mike Krzyzewski	36
2. Roy Williams	23
3. Jim Boeheim	17

1st, 2nd or 3rd team selections included: AP, NABC, Sporting News, UPI, USBWA

National Players of the Year (Active Coaches)	
Head Coach	Players of the Year
1. Mike Krzyzewski	9
2. John Calipari	3
3. Rick Barnes & Roy Williams	2

AP, NABC, Naismith, Rupp, USBWA, UPI, Wooden

Krzyzewski's record as Duke's all-time winningest coach offers evidence of his success, but even more impressive are the four national championships. The fourth title came in 2010 with a 61-59 win over Butler in Indianapolis, while he also led Duke to the championship in 2001 and to back-to-back titles in 1991 and 1992, making him one of only two coaches since UCLA's John Wooden with such an accomplishment.

In 2005-06, Krzyzewski passed Wooden to move into first on the chart of coaches who have led their respective schools to a No. 1 national ranking. Coach K has now led Duke to the top spot in the AP poll in an NCAA-record 16 seasons, including 11 times in the last 16 years. Under Krzyzewski, Duke has played more games as a No. 1 ranked team (218) than it has as an unraked team (141). He has guided the Blue Devils to a 190-28 mark as the top-ranked team in the AP Poll.

Coach K and the Blue Devils have been a fixture on the national basketball scene with 18 consecutive NCAA Tournament berths from 1996-2013 and 29 in the past 30 years. Overall, he has taken his program to postseason play in 30 of his 33 years at Duke and is the winningest active coach in NCAA Tournament play with a stunning 82-25 record for a .766 winning percentage. On March 20, 2005, Krzyzewski surpassed Dean Smith's career tournament win total of 65 with a 63-55 triumph over Mississippi State in the second round of the NCAA Tournament.

To top off an incredible year in 2001, after Duke won its third national championship, Krzyzewski was named to the Naismith Basketball Hall of Fame class along with Temple's John Chaney and former NBA star Moses Malone. The induction ceremony was held in Springfield, Mass., on October 5, 2001. In typical Coach K fashion, he was adamant in sharing the honor with those around him.

"I hope that all of those youngsters who have played for me and the people who have worked with me will share in this honor," he said. "My mom always told me to associate myself with great people and great institutions. I've tried to do that at the United States Military Academy and at Duke University, two of the great institutions in the world. As a result, I've been around some amazing people.

"I never thought I'd be worthy enough to be in the Basketball Hall of Fame. It's not anything you set out trying to achieve. Basically, you go about your business and try to be as good as you can be all the time. Again, I get back to coaching great players and being with great assistants. They bring out the best in you."

Duke Highlights

Success stories do not just happen overnight. They take time, and the latest chapter in Duke basketball is no exception. Krzyzewski inherited a Duke squad in 1980-81 with a thin talent base outside of All-America Gene Banks, Kenny Dennard and Vince Taylor. The squad hustled its way to a bid in the NIT, but it was obvious that the recruiting trail was Krzyzewski's only answer if the team was to succeed in the long run.

He landed a recruiting class in 1982 made up of Johnny Dawkins, Mark Alarie, David Henderson, Jay Bilas and Weldon Williams. It was rated one of the nation's best and put Duke on the map to stay. Joining that powerful group was guard Tommy Amaker in 1983. Duke won 24 games with that nucleus in 1984 and earned the first NCAA bid under Coach K.

With the class of Dawkins, Alarie and company now seniors, the 1986 Duke Blue Devils won a then NCAA-record 37 games while claiming Big Apple NIT, ACC regular season, ACC Tournament and NCAA East Regional titles. They established a school record with a 21-game winning streak during the year (that has since been broken), were undefeated at home, advanced to the NCAA Championship game in Dallas and played more games (40) than any other team in college basketball history.

With the loss of the five seniors, many expected Duke to drop considerably in 1987, but not Krzyzewski. The team won 24 games and advanced to the Sweet 16 of the NCAA Tournament before losing to eventual national champion Indiana. Amaker ended his career as the National Defensive Player of the Year, closing out a season that Coach K looks back on as the one that demonstrated the winning consistency of the program.

The 1987-88 campaign began Duke's amazing streak of five straight NCAA Final Four appearances as the Blue Devils won 28 games, claimed the ACC title, won another East Regional championship and found themselves in Kansas City. Senior Billy King followed Amaker by winning the second straight National Defensive Player of the Year award by a Blue Devil.

The role of leadership again fell to the senior class in 1988-89. This time, it was the National Player of the Year Danny Ferry, Quin Snyder and John Smith taking the reins. They guided the team to another trip to the NCAA Final Four with a win over heavily favored Georgetown in the East Regional final.

In 1989-90, seniors Alaa Abdelnaby, Robert Brickey and Phil Henderson led the way to the Final Four with a 29-9 record, landing just one game shy of the title in Denver. The group won its third consecutive East Regional championship with an overtime triumph over top-seeded Connecticut.

Then came 1990-91, a season that forever changed the face of basketball at Duke. After the 30-point loss to UNLV in the 1990 final, Krzyzewski's team was determined to avenge the loss. The Blue Devils won the regular season ACC title and posted four consecutive lopsided victories in the Midwest Region for yet another trip to the Final Four.

In the semifinals, Duke got another shot at the Runnin' Rebels, who were undefeated, and this time Coach K masterfully led the Blue Devils to a 79-77 victory to earn a matchup with Kansas for the title. Duke's crowning glory came on April 1, 1991, with a 72-65 victory over the Jayhawks as Christian Laettner earned MVP honors in Duke's first national basketball championship.

In 1992, the stage was set for an unprecedented chapter in college basketball history, and Coach K and his squad were up to the task. Behind National Player of the Year Christian Laettner and fellow All-Americans Bobby Hurley and Grant Hill, the Blue Devils rolled to a 34-2 record and held the No. 1 ranking from start to finish (18 polls). Duke won its second consecutive NCAA crown with a 71-51 victory over Michigan. Along the way, the Blue Devils captured their fifth consecutive regional championship, won the ACC regular season and tournament titles and equaled the school record to that point for ACC victories with 14.

"I loved my 1991 team, but this team was a great team," said Krzyzewski following the 1992 championship. "It met every challenge and at the Final Four it showed its true personality by winning both games in the second half with what I like best, defense."

In 1993-94, the Blue Devils and Coach K were back knocking at the door of another national championship. Duke piled up a 28-6 overall record, won the ACC regular season championship, was ranked from start to finish in the nation's top 10, captured the Southeast Regional title with an upset win over top-seeded Purdue and advanced to the national championship game before bowing to Arkansas, 76-72, in Charlotte.

The Blue Devils finished the 1998-99 campaign equaling the Duke record for most wins with 37, winning the NCAA East Regional title, capturing the ACC Tournament crown for the first time since 1992, recording the first 16-0 record in the ACC regular season, securing a school-record 32-game winning streak during the year and wrapping it all up as the NCAA runner-ups. Elton Brand was the consensus National Player of the Year, Shane Battier was the NABC National Defensive Player of the Year and Trajan Langdon was a first team All-America for Duke.

In 1999-2000, Duke finished with a 29-5 record, its fourth consecutive outright ACC regular season championship with a 15-1 record, its second consecutive ACC Tournament title and the final regular season No. 1 ranking in both major polls. Senior Chris Carrawell and junior Shane Battier were named consensus All-Americans, and Battier earned his second consecutive National Defensive Player of the Year award. The Blue Devils accomplished this despite losing four starters from their 37-2 squad that advanced to the national championship game in 1999. Duke also had seven freshmen, the most on a Blue Devil team in school history, on its roster.

On November 17, 2000, Krzyzewski's numerous accomplishments at Duke were recognized as the fabled Cameron Indoor Stadium court was named Coach K Court in his honor in a postgame ceremony.

Continuing to build on his well-earned reputation as one of the top college basketball coaches of all time, Coach K led Duke to its third national championship in 2001, joining just three other coaches - Wooden (10), Adolph Rupp (4) and Bob Knight (3) - who have won three or more NCAA titles. The Blue Devils finished the season with a 35-4 record, including 10 consecutive victories to end the year, their third consecutive ACC Tournament championship, fifth straight ACC regular season championship and the TiVo Preseason NIT title. Duke also was ranked at the top of the final Associated Press poll for the third consecutive season, marking just the second time in NCAA history a program had accomplished that feat (Wooden's UCLA squads did it from 1971-73).

With its 82-72 victory over Arizona in the 2001 national championship game, Duke ended a four-year run with 133 victories. The Blue Devils lost just 15 games during that four-year span. The 133 wins broke the previous NCAA standard of 132 set twice by Kentucky from 1995-98 and 1996-99. In fact, 10 of the best 35 four-year runs in college history belong to Coach K-led Duke teams.

Individually, Coach K passed two major milestones in 2000-01: his 500th victory at Duke (98-85 over Villanova) and his 600th win overall (79-53 over sixth-ranked North Carolina in the ACC Tournament final). He reached 600 career wins faster than all but 10 coaches in college history.

Under Krzyzewski's guidance, not one, but two of his student-athletes earned National Player of the Year awards in 2001 (Shane Battier was the consensus selection, while Jason Williams earned the NABC award). It was the first time in college basketball history that two players from the same team received National Player of the Year recognition by the major outlets. Battier and Williams were both unanimous first team All-Americans, and Battier, the sixth overall pick in the 2001 NBA Draft, earned his third consecutive National Defensive Player of the Year award.

"I thoroughly loved coaching these kids," said Krzyzewski following the 2001 national title. "They've been so good. They've given me their hearts, their minds, and not only that, they've given it to each other ... I get real close to the guys on my team. That's the most rewarding thing about what I do."

Krzyzewski led Duke to another outstanding season in 2001-02. The Blue Devils finished 31-4 overall, won the ACC Tournament title for a record fourth consecutive year, were a No. 1 seed in the NCAA Tournament for a record fifth straight season and finished No. 1 in the final AP poll for the fourth consecutive season, another NCAA first. Three Duke players - Jason Williams, Mike Dunleavy and Carlos Boozer - earned All-America honors and Williams became just the seventh repeat winner of National Player of the Year honors in college basketball history. That Duke threesome also departed for the NBA, where all three were drafted. Williams and Dunleavy were selected second and third, respectively, making them just the second set of teammates to be taken among the top three picks of the NBA Draft (UCLA's Lew Alcindor and Lucious Allen went one and three in 1969).

Coach K's Career Record

Year	School	Overall	ACC	Notes
1976	Army	11-14	—	—
1977	Army	20-8	—	—
1978	Army	19-9	—	NIT
1979	Army	14-11	—	—
1980	Army	9-17	—	—
1981	Duke	17-13	6-8 (t5)	NIT
1982	Duke	10-17	4-10 (t6)	—
1983	Duke	11-17	3-11 (7)	—
1984	Duke	24-10	7-7 (t3)	NCAA Tournament
1985	Duke	23-8	8-6 (t4)	NCAA Tournament
1986	Duke	37-3	12-2 (t1)	NCAA Final Four (Finalist)
1987	Duke	24-9	9-5 (3)	NCAA Tournament
1988	Duke	28-7	9-5 (3)	NCAA Final Four (Semifinalist)
1989	Duke	28-8	9-5 (t2)	NCAA Final Four (Semifinalist)
1990	Duke	29-9	9-5 (2)	NCAA Final Four (Finalist)
1991	Duke	32-7	11-3 (t1)	NCAA Champion
1992	Duke	34-2	14-2 (t1)	NCAA Champion
1993	Duke	24-8	10-6 (t3)	NCAA Tournament
1994	Duke	28-6	12-4 (t1)	NCAA Final Four (Finalist)
1995	Duke	9-3	0-1	out after back surgery
1996	Duke	18-13	8-8 (t4)	NCAA Tournament
1997	Duke	24-9	12-4 (t1)	NCAA Tournament
1998	Duke	32-4	15-1 (t1)	NCAA Tournament
1999	Duke	37-2	16-0 (t1)	NCAA Final Four (Finalist)
2000	Duke	29-5	15-1 (t1)	NCAA Tournament
2001	Duke	35-4	13-3 (t1)	NCAA Champion
2002	Duke	31-4	13-3 (2)	NCAA Tournament
2003	Duke	26-7	11-5 (t2)	NCAA Tournament
2004	Duke	31-6	13-3 (t1)	NCAA Final Four (Semifinalist)
2005	Duke	27-6	11-5 (3)	NCAA Tournament
2006	Duke	32-4	14-2 (t1)	NCAA Tournament
2007	Duke	22-11	8-8 (t6)	NCAA Tournament
2008	Duke	28-6	13-3 (2)	NCAA Tournament
2009	Duke	30-7	11-5 (t2)	NCAA Tournament
2010	Duke	35-5	13-3 (t1)	NCAA Champion
2011	Duke	32-5	13-3 (2)	NCAA Tournament
2012	Duke	27-7	13-3 (2)	NCAA Tournament
2013	Duke	30-6	14-4 (2)	NCAA Tournament

Career Record (38 years)	957-297 (.763)
Duke Record (33 years)	884-238 (.788)
ACC Record (regular season)	349-144 (.708)
ACC Tournament Record	53-19 (.736)
NCAA Tournament Record	82-25 (.766)
at Cameron Indoor Stadium	442-58 (.884)

NCAA Coaching Wins Charts

Career Wins

Coach, Schools	Wins
1. ^ Mike Krzyzewski, Army & Duke	957
2. ^ Jim Boeheim, Syracuse	919
3. Bob Knight, Army, Indiana & Texas Tech	902
4. Dean Smith, North Carolina	879
5. Adolph Rupp, Kentucky	876
6. Jim Calhoun, Northeastern & Connecticut	873
7. Jim Phelan, Mount St. Mary's	830
8. Eddie Sutton, Creighton, Arkansas, Kentucky, Ok. State & San Fran.	804
9. Lefty Driesell, Davidson, Maryland, James Madison & Georgia State	786
10. Lute Olson, Long Beach State, Iowa & Arizona	780

Career Wins at One School

Coach, School	Wins
1. ^ Jim Boeheim, Syracuse	919
2. ^ Mike Krzyzewski, Duke	884
3. Dean Smith, North Carolina	879
4. Adolph Rupp, Kentucky	876
5. Jim Phelan, Mount St. Mary's	830
6. Ed Diddle, Western Kentucky	759
7. Ray Meyer, DePaul	724
8. Don Haskins, UTEP	719
9. Denny Crum, Louisville	675
10. Bob Knight, Indiana	662

Career ACC Wins

Coach, Schools	Wins
1. Dean Smith, North Carolina	422
2. ^ Mike Krzyzewski, Duke	402
3. Gary Williams, Maryland	210
4. Frank McGuire, UNC & South Carolina	160
5. Bobby Cremins, Georgia Tech	149
6. Lefty Driesell, Maryland	139
7. ^ Roy Williams, North Carolina	132
8. Vic Bubas, Duke	128
9. Terry Holland, Virginia	126
10. Norm Sloan, N.C. State	117

NCAA Tournament Wins

Coach, Schools	Wins
1. ^ Mike Krzyzewski, Duke	82
2. Dean Smith, North Carolina	65
3. ^ Roy Williams, Kansas & North Carolina	62
4. ^ Jim Boeheim, Syracuse	52
5. Jim Calhoun, Northeastern & Connecticut	49
6. ^ Rick Pitino, Boston Univ., Providence, Kentucky & Louisville	48
7. John Wooden, UCLA	47
8. Lute Olson, Iowa & Arizona	46
9. Bob Knight, Indiana & Texas Tech	45
10. Denny Crum, Louisville	42

Most Games Coached

Coach, Schools	Games
1. Jim Phelan, Mount St. Mary's	1,354
2. Bob Knight, Army, Indiana & Texas Tech	1,273
3. ^ Mike Krzyzewski, Army & Duke	1,254
4. Jim Calhoun, Northeastern & Connecticut	1,242
5. ^ Jim Boeheim, Syracuse	1,235
6. Lou Henson, Hardin-Simmons, Illinois & N.M. State	1,191
7. Lefty Driesell, Davidson, Maryland, James Madison & Ga. State	1,180
8. Dean Smith, North Carolina	1,133
9. Eddie Sutton, Creighton, Arkansas, Kentucky, Ok. State & San Fran.	1,132
10. Henry Iba, NW Miss. State, Colorado & Ok. State	1,103

^ - active coach; games through 2012-13 season

In perhaps one of his finest coaching jobs, Krzyzewski led his 2002-03 team, featuring six freshmen to a 26-7 record, its record fifth consecutive ACC Tournament championship and the school's sixth consecutive appearance in the NCAA Sweet 16. Senior Dahntay Jones, the squad's leading scorer, was Duke's lone All-ACC representative and an honorable mention All-America selection. Jones became Coach K's 17th first round pick in the 2003 NBA Draft.

Guided by the leadership of senior point guard Chris Duhon, Duke returned to the Final Four for the 10th time in a 19-year period in 2003-04. Duke finished the season 31-6 and won its sixth ACC regular season crown in eight seasons with a 13-3 league mark. Duke reached the No. 1 national ranking for four weeks during the season, marking the seventh consecutive year that it had reached that height (only UCLA's streak of 12 straight years of achieving the No. 1 ranking from 1964-75 is longer). The Blue Devils ended the year by dropping a one-point decision to eventual national champion Connecticut in the Final Four in San Antonio. Duhon, J.J. Redick and Shelden Williams each earned All-America honors, bringing Coach K's total selections to 19 in 24 seasons. In the 2004 NBA Draft, Luol Deng, after playing just one season at Duke, was selected seventh overall and Duhon was taken in the second round.

The 2004-05 squad featured Daniel Ewing, who would become the 36th NBA Draft pick under Krzyzewski, Redick, a National Player of the Year choice, and Williams, the National Defensive Player of the Year honoree. The Blue Devils went 27-6 and captured the ACC Tournament championship.

In 2005-06, the Blue Devils posted a 32-4 record, including a 14-2 mark in regular season league play. Duke captured the NIT Season Tip-Off crown and went on to win both the ACC regular season and tournament titles. Krzyzewski's 10th ACC Tournament championship came in the 1,000th game of his coaching career, a 78-76 win over Boston College at the Greensboro Coliseum on March 12. Redick, a consensus National Player of the Year honoree, set the ACC career scoring and the NCAA three-point field goal records and Williams grabbed National Defensive Player of the Year honors for the second year in a row. Redick and Williams also became the ninth set of teammates selected as AP first team All-Americans and the first since Jason Williams and Shane Battier accomplished the feat in 2001.

Duke featured the school's youngest team in more than 60 years in the 2006-07 season with 10 of the 12 players on the roster being either freshmen or sophomores. Despite the youth, the squad recorded a 22-11 record and reached the NCAA Tournament. Coach K recorded his 700th career victory at Duke against Georgia Tech, making him the second-fastest coach in NCAA history to record 700 wins at one school.

Coach K had the Blue Devils among the top teams in the nation during the 2007-08 campaign as the team won 22 of its first 23 games. Krzyzewski became only the sixth head coach to reach 800 career wins with a victory at N.C. State. Duke would go on to finish the year 28-6, reaching the NCAA Tournament for the 13th consecutive season. DeMarcus Nelson was named the ACC Defensive Player of the Year and a third team All-American, while Kyle Singler was the ACC Rookie of the Year and a Freshman All-American.

In 2008-09, Coach K led Duke to a 30-7 record, the school's 10th 30-win season, and to the ACC Tournament championship. The Blue Devils advanced to the NCAA Sweet 16 and reached a No. 1 ranking in the middle of the season. Gerald Henderson was a first team All-ACC performer while the team featured four players with over 1,000 career points in Henderson, Greg Paulus, Jon Scheyer and Kyle Singler.

The 2010 National Championship team used a stingy defense, hard-nosed rebounding and a potent three-man scoring attack to finish the year 35-5 overall. The Blue Devils held opponents to 61.0 points per game, the second-lowest in school history, and averaged 39.0 rebounds per contests for the second-most during Krzyzewski's tenure at Duke. The Blue Devils also featured the nation's top scoring trio as Scheyer, Singler and Nolan Smith combined to average 53.3 points per game. Duke won every possible championship they competed for in 2009-10, winning the NIT Season Tip-Off, ACC regular season and ACC Tournament on the way to reaching the NCAA Final Four for the 11th time under Krzyzewski.

In 2010-11, Krzyzewski led the Blue Devils to a 32-5 record, the ACC Tournament championship and the CBE Classic title. The Blue Devils spent 11 weeks atop the AP Poll and were ranked in the top 5 of the AP and USA Today/ESPN Coaches Polls for the entire season. Nolan Smith became the seventh player under Coach K to average over 20.0 points per game and was a unanimous first team All-America selection and the ACC Player of the Year. Singler also capped off his record setting career with All-ACC and All-America accolades in 2011. Krzyzewski, the 2011 NABC District II Coach of the Year, became the second coach in NCAA history to post 900 career wins with a 73-71 win over Michigan on March 20 in the second round of the NCAA Tournament.

Krzyzewski guided a young 2011-12 team to a 27-7 record, including a 13-3 ledger in league play. Duke spent the entire season ranked in the top 10 of the AP poll and collected 10 wins over NCAA Tournament teams. The Blue Devils posted a 74-69 win over Michigan State at Madison Square Garden on Nov. 15 to give Coach K his NCAA-best 903rd career coaching victory. Duke also ran the table at the Maui Invitational, including a championship game win over 2012 NCAA Tournament runner-up Kansas, to improve to 16-0 all-time in the event. The Blue Devils registered a buzzer-beating win at North Carolina and erased a 20-point deficit with 11 minutes to play in a dramatic come-from-behind win over N.C. State in 2012. Rivers garnered third team NABC All-America and ACC Rookie of the Year honors, while averaging a team-high 15.5 points per game. He also became just the seventh freshman in league history to earn first team All-ACC honors. Juniors Mason Plumlee and Seth Curry were third team all-conference picks, while Plumlee also earned CoSIDA first team Academic All-America accolades.

With a talented senior trio of Seth Curry, Ryan Kelly and Mason Plumlee, Krzyzewski led the Blue Devils to a 30-6 record and an NCAA Elite Eight appearance in 2012-13. Duke spent the entire season ranked in the top 10 of the AP Poll, including five weeks ranked No. 1 overall. Krzyzewski's squad registered wins over No. 2 Louisville, No. 3 Kentucky, No. 4 Ohio State and No. 5 Miami, marking the third time in school history the Blue Devils have posted at least four or more wins over top-5 teams. Duke also recorded its 17th undefeated season at Cameron Indoor Stadium with a 16-0 mark at its home venue. The Blue Devils won the 2012 Battle 4 Atlantis, capping off the tournament with an impressive win over eventual national champion Louisville. Duke also became the fourth program in NCAA history to reach the 2,000-win plateau with a 66-50 victory over Creighton in the third round of the NCAA Tournament. Plumlee, a first team Academic All-America as well as consensus second team All-America, became the second player under Coach K to average a double-double, while also topping the 1,000-point and 1,000-rebound marks for his career. Curry, who battled through a season-long lower leg injury, went on to grab Sporting News All-America honors after averaging 17.5 points per game with 95 three-point field goals.

On the court, Coach K has averaged more than 25 wins a season during his career at Duke and posted 13 30-win seasons, including 30 or more victories in 10 of the last 16 years. Krzyzewski's 13 30-win seasons are the most by any coach in college basketball history.

He has directed his teams to 11 Final Fours, tied for second-most by any coach in NCAA history. Since 1985, Krzyzewski has an NCAA-record 82 NCAA Tournament victories, 20 more than the next-closest active coach (North Carolina's Roy Williams has 62 NCAA wins during this period). From 1986 to 2013, every Duke class except three (1998, 2008 and 2009) has played in at least one Final Four. Incredibly, 69 of 77 players who have completed four years of eligibility at Duke since 1986 have played in the Final Four, with 64 of those players having played in at least one NCAA Championship game.

Obviously, Coach K has put a recruiting plan in motion that attracts the nation's best players each year. Six members of this year's Duke team earned McDonald's All-America accolades as prep stars, including freshmen Matt Jones and Jabari Parker. Joining the rookies are Quinn Cook, Amile Jefferson, Marshall Plumlee and Rasheed Sulaimon.

"There was no magic wand," said Krzyzewski. "It was a matter of hard work and organization and a little bit of luck. We had a plan and we stuck to it. In many ways it may have been better that there wasn't an abundance of talent when we arrived. If that had been the case, we may have taken certain things for granted instead of building a solid foundation.

"When things got tough, I always remembered something Vic Bubas told me just after I had come to Duke," recalled Krzyzewski. "He said, 'When you are building something that is going to be really strong, it takes time.' That gave me encouragement."

Numerous Honors

Although he has earned nearly every award imaginable, Krzyzewski was rewarded with the ultimate honor in basketball in 2001 when he was inducted into the Naismith Memorial Basketball Hall of Fame. He entered the Hall of Fame with Temple coach John Chaney and former NBA star Moses Malone.

Krzyzewski was honored in December of 2011 as Sportsman of the Year by Sports Illustrated. He shared the SI cover with Tennessee coaching legend Pat Summitt.

On September 11, 2009, Krzyzewski was inducted into the Army Sports Hall of Fame. A special plaque unveiling ceremony was held in the Kenna Hall of Army Sports inside Kimsey Center.

NCAA Coaching Charts

Consecutive 20+ Win Seasons - Active

Coach, Schools (Years)	Seasons
1. Tubby Smith, Tulsa, Georgia, Kentucky & Minnesota (1994-2013)	19
2. Mike Krzyzewski, Duke (1997-2013)	17
3. Jim Boeheim, Syracuse (1998-2013)	16
4. Billy Donovan, Florida (1999-2013)	15
Bill Self, Tulsa, Illinois & Kansas (1999-2013)	15

Most 20+ Win Seasons

Coach, Schools	Seasons
1. ^ Jim Boeheim, Syracuse	35
2. Dean Smith, North Carolina	30
3. ^ Mike Krzyzewski, Army & Duke	29
Bob Knight, Army, Indiana & Texas Tech	29
Lute Olson, Long Beach State, Iowa & Arizona	29
6. Eddie Sutton, Creighton, Arkansas, Kentucky, Ok. State & San Fran.	25
Jerry Tarkanian, Long Beach St., UNLV & Fresno St.	25
8. Jim Calhoun, Northeastern & Connecticut	24
9. ^ Bob Huggins, Akron, Cincinnati, Kansas St. & West Virginia	23
Adolph Rupp, Kentucky	23
^ Roy Williams, Kansas & North Carolina	23

Most 30+ Win Seasons

Coach, Schools	Seasons
1. ^ Mike Krzyzewski, Duke	13
2. ^ Roy Williams, Kansas & North Carolina	10
3. Jim Calhoun, Connecticut	8
4. ^ John Calipari, UMass, Memphis & Kentucky	7
5. ^ Rick Pitino, Hawaii, Boston Univ., Providence, Kentucky & Louisville	7
^ Bill Self, Oral Roberts, Tulsa, Illinois & Kansas	7
6. ^ Jim Boeheim, Syracuse	6
7. Bob Knight, Army, Indiana & Texas Tech	4
Jerry Tarkanian, Long Beach St., UNLV & Fresno St.	4
Adolph Rupp, Kentucky	4
John Wooden, Indiana St. & UCLA	4

Most NCAA Championships

Head Coach	Titles
1. John Wooden, UCLA	10
2. ^ Mike Krzyzewski, Duke	4
Adolph Rupp, Kentucky	4

Most NCAA Final Four Appearances

Head Coach	Final Fours
1. John Wooden, UCLA	12
2. ^ Mike Krzyzewski, Duke	11
Dean Smith, North Carolina	11
4. ^ Roy Williams, Kansas & North Carolina	6
Denny Crum, Louisville	6
Adolph Rupp, Kentucky	6

Highest NCAA Tournament Winning Pct.

Head Coach	W	L	Pct.
1. John Wooden, UCLA	47	10	.825
2. ^ Mike Krzyzewski, Duke	82	25	.766
3. ^ Rick Pitino, Boston Univ., Prov., Kentucky & Lville	48	16	.750
4. ^ Roy Williams, Kansas & UNC	62	21	.747
5. ^ Billy Donovan, Florida	31	11	.738
6. ^ Tom Izzo, Michigan State	39	15	.722
7. ^ John Calipari, UMass, Memphis & Kentucky	32	13	.711

Minimum 20 NCAA Tournament games

^ - active coach; games through 2012-13 season

TIME magazine and CNN named Krzyzewski "America's Best Coach" in 2001 as part of a joint venture between the two media outlets. The criteria for the selection was not limited to any sport or any level of play.

"No college hoops coach has won more in the past two decades," wrote Josh Tyrangiel of TIME, "and Krzyzewski has accomplished all this with a program that turns out real-deal scholar athletes - kids who go to class, graduate and don't mind telling everyone about it."

In all, Coach K has been named the National Coach of the Year 12 times in eight different seasons by major organizations, including UPI and Chevrolet (1986), Naismith (1989), the NABC (1991), The Sporting News and Naismith (1992), Basketball Times (1997), the NABC and Naismith (1999), Chevrolet (2000) and the Victor Awards (2001). In 2004, he was named the Claire Bee Coach of the Year that honors the active Division I men's basketball coach who has made the most significant positive contribution to his sport during the preceding year.

In 1992, The Sporting News named him the Sportsman of the Year, becoming the first college coach to win the honor. The magazine said, "On the court and off, Krzyzewski is a family man first, a teacher second, a basketball coach third, and a winner at all three. He is what's right about sports..."

Coach K has been voted the ACC Coach of the Year five times, most recently in 2000. His five ACC Coach of the Year awards are second all-time among the coaching giants of the league. In celebration of the league's 50th anniversary in 2002-03, the Raleigh News and Observer named Krzyzewski the best coach in ACC history.

His players know how special their coach, mentor and friend is.

"I played for the greatest college coach of all-time," said Shane Battier, one of the most decorated players in the history of the game. "It was an amazing journey."

Two-time National Player of the Year Jason Williams echoed Battier's sentiments: "It's a dream to play for a guy like that - a guy who's just a rock, who believes in you every second you're on the court. I love Coach K. I'd run through a brick wall for him."

In 2005, Krzyzewski became the youngest recipient of the Distinguished Graduate Award at the United States Military Academy.

Krzyzewski has also been named the USA Basketball Coach of the Year in 2006, 2007, 2009, 2012.

Coach K and USA Basketball

Krzyzewski has been a prominent figure on the USA Basketball scene throughout his career. On Oct. 26, 2005, his role on the international basketball world was thrust into the limelight when he was named head coach of the USA Basketball Men's Senior National Team.

Over the next five international events, spanning seven years, Coach K and Team USA amassed an extraordinary 62-1 record en route to winning gold medals at the 2007 FIBA Americas Championship, 2008 Beijing Olympics, 2010 FIBA World Championship and the 2012 London Olympics as well as a bronze medal at the 2006 FIBA World Championship.

Coach K helped USA Basketball regain its position in international basketball during his first stint as the national team coach (2005-08) by instilling the same team-first principles he utilizes as the foundation for success at Duke.

In his first competition as head coach of the program, Krzyzewski led a team that included former Duke standouts Elton Brand and Shane Battier to an 8-1 record and a bronze medal finish at the 2006 FIBA World Championship in Japan.

The following summer, Coach K led the USA squad to a gold medal in the 2007 FIBA Americas Championship, posting a 10-0 record and winning by an average of 39.5 points per game. They defeated Argentina 118-81 in the gold medal game to automatically qualify for the 2008 Olympics.

In the summer of 2008, Krzyzewski guided the USA squad to a gold medal at the 2008 Olympic games in Beijing. Team USA reclaimed Olympic gold with a 118-107 victory over Spain in the championship game, while also further changing a negative perception of basketball in the United States along the way. Team USA averaged 106 points per game with average margin of victory of 27.9 points per game during their gold medal run and also restored a tarnished image by winning over fans and fellow athletes with its presence off the court in Beijing. While earning praise for its unselfish play on the court, members of Team USA were equally admired for their patriotic support of fellow Americans in their quests for Olympic gold.

"It has been tagged as the most selfish basketball nation on Earth, but the U.S. showed teamwork and intensity normally not seen at any place other than, say, Duke University," said Los Angeles Times columnist Bill Plaschke during Team USA's gold medal run in 2008.

On July 21, 2009, it was announced that Krzyzewski would return as the head coach of the USA Basketball Senior National Team.

"When you have a good thing going you don't mess with it. Mike and the staff did an incredible job last quad and he is more than entitled to have another run at it. I've said it over and over, he was the right guy at the right time and that is still true," said Jerry Colangelo, who served as the Managing Director of the USA Basketball Men's National Team program, at the time of the announcement.

Krzyzewski's second term as the national team coach began with a gold medal performance at the 2010 FIBA World Championship in Istanbul, Turkey. With a group that featured six players under the age of 22, Team USA posted a 9-0 mark to capture the gold medal in the FIBA World Championship for the first time since 1994. The U.S. squad had a +24.9 points per game scoring margin with double digit wins in eight of nine contests.

Team USA once again claimed Olympic gold in 2012 in London, posting a 107-100 win over Spain. While some experts speculated that outside shooting could be the downfall of the 2012 squad, Coach K and his staff gave the players the confidence to take their open shots against the international team's zone defenses. The group, led by Kevin Durant and Carmelo Anthony, responded by setting an Olympic record with 129 three-point field goals (16.1 3pg.) and shooting 44.0 percent from three-point range during the tournament.

STAFF

Mike Krzyzewski & USA Basketball Experience

Mike Krzyzewski has been a driving force in the USA's international basketball development program and will continue to be in the years ahead. Here's a list of his international coaching and administrative experience:

Year	Team	Record	Medal
1979	USA Pan American Games Team Assistant Coach	9-0	Gold Medal
1983	USA Olympic Festival South Team Head Coach	3-1	Gold Medal
1984	USA Olympic Team Trials Assistant Coach	Not Applicable	
1984	USA Olympic Team Special Assistant	8-0	Gold Medal
1987	USA World University Games Team Head Coach	7-1	Silver Medal
1990	USA Goodwill Games Team Head Coach	3-2	Silver Medal
1990	USA World Championship Team Head Coach	6-2	Bronze Medal
1992	USA Olympic Qualifying Team Assistant Coach	6-0	Gold Medal
1992	USA Olympic Team Assistant Coach - Barcelona Olympics	8-0	Gold Medal
2006	USA Senior National Team Head Coach - USA National Team Tour	5-0	
2006	USA Senior National Team Head Coach - FIBA World Championship	8-1	Bronze Medal
2007	USA Senior National Team Head Coach - FIBA Americas Championship	10-0	Gold Medal
2008	USA Senior National Team Head Coach - USA National Team Tour	5-0	
2008	USA Senior National Team Head Coach - Beijing Olympics	8-0	Gold Medal
2010	USA Senior National Team Head Coach - USA National Team Tour	4-0	
2010	USA Senior National Team Head Coach - FIBA World Championship	9-0	Gold Medal
2012	USA Senior National Team Head Coach - USA National Team Tour	5-0	
2012	USA Senior National Team Head Coach - London Olympics	8-0	Gold Medal
Totals	13 International Medal Competitions	112-7 (.941)	9 Gold / 2 Silver / 2 Bronze

Team USA's finest shooting performance came in a 156-73 win over Nigeria in pool play. Krzyzewski's group set Olympic records for three-pointers (29, including 10 from Anthony), three-point percentage (.630) and points scored (156) in the win.

Krzyzewski closed out his second quadrennial in charge of the USA Men's Senior National Team with a 50-game win streak, while becoming the first U.S. coach of multiple Olympic teams since the legendary Henry Iba, who won gold in 1964 and 1968 and coached the team that lost the controversial 1972 gold-medal game to the Soviet Union.

Following the 2012 London Olympics, Krzyzewski announced that he would not return as head coach of the USA Basketball Senior National Team. Colangelo continued to stay in touch with Coach K throughout the season and stepped up his courtship in May. On May 23, 2013, USA Basketball and Colangelo got their wish when it was announced the Krzyzewski would return as head coach of the USA Basketball Senior National Team from 2013-16.

"About four years ago I was asked about Coach K's return and what I said then is still true now - when you have a good thing going you don't mess with it," said Colangelo. "He was and still is the right man to coach the USA National Team. We've seen the value of continuity and Coach K's return gives our national team program another four years of continuity. Together we have been able to build on the program's successes of each year and again establish the United States as the world's number one basketball country."

"It is tough to give up something you've absolutely loved doing for seven years, the people you're doing it with, and most importantly, the country you're doing it for," said Krzyzewski. "As a result of my ongoing desire to coach, I've decided I'd like to continue as head coach of the Men's National Team especially since USA Basketball wanted me to do so. It just seems like the right thing to do. There is no greater honor than to coach your country's team and to be afforded the unique opportunity to be the National Team coach three times is incredible."

Duke players have also had a prominent impact in the Olympics as eight of Krzyzewski's former players have competed for five different countries in the Olympics. In 2012, former Blue Devils Luol Deng (Great Britain) and Martynas Pocius (Lithuania) competed in the London Olympics.

Krzyzewski supports his players' efforts to participate in international basketball with over 100 former Duke players competing in international tournaments, including seven current players who have competed for their country at various international events.

Incoming freshman Jabari Parker was named USA Basketball Male Athlete of the Year in 2011 after helping Team USA to a perfect 5-0 record and the gold medal at the 2011 FIBA Americas U16 Championship. Shelden Williams, who led the U.S. team to an 8-0 record and a gold medal at the World University Games in Turkey in 2005, was also named the USA Basketball Male Athlete of the Year, while Chris Duhon earned the same honor in 2001 after leading the World Championship for Young Men Team to the gold medal in Japan.

Krzyzewski has always been an active part of USA Basketball in various roles, serving as past chairman of the Player Selection Committee for all of the United States' teams, including the 1991 Pan Am and 1992 Olympic teams. Coach K was an assistant to Chuck Daly (a former Duke assistant coach) at the Olympics and won the gold medal in Barcelona with the "Dream Team." Christian Laettner was a member of that team, while 1994 graduate Grant Hill was a part of "Dream Team II" in Atlanta.

Coach K was the USA head coach in 1990 when he led the Americans to a bronze medal at the World Championships and a silver medal at the Goodwill Games in Seattle. He also paced Team USA to a silver medal at the 1987 World University Games and was a special assistant to Bob Knight at the 1984 Olympics. In addition, he has had previous coaching duties at the National Sports Festival (gold medal in 1983) and Pan Am Games.

The Coaching Tree

Sustained success under Mike Krzyzewski has presented coaching opportunities for several of his former players and assistant coaches from both Army and Duke. In all, over 20 of Coach K's former players or assistants are coaching in the collegiate or professional ranks, including five collegiate head coaches Tommy Amaker (Harvard), Mike Brey (Notre Dame) Chris Collins (Northwestern), Bobby Hurley (Buffalo) and Johnny Dawkins (Stanford).

Krzyzewski has had 11 former players spend a portion of their coaching careers as members of the Duke staff, including his entire staff for the 2013-14 season. Four former players (associate head coach Steve Wojciechowski; associate coach Jeff Capel, assistant coach Nate James and special assistant Jon Scheyer) comprise Krzyzewski's current staff at Duke.

Success On and Off the Court

When Coach K came to Duke in the spring of 1980, he found a program that was searching for strong leadership and a rebirth of the success that Blue Devil fans had come to know and love. As he enters his 34th season at the helm, the numbers more than prove the faith that former athletic director Tom Butters put in the young, unproven coach to assemble a basketball program consistently ranking in the upper echelon of the country.

Krzyzewski runs a quality program from top to bottom, from the players he recruits to the performance of his teams on the floor, year in and year out.

"I want Duke basketball to be good on a continuing basis," said Krzyzewski. "All along it has been my goal to give Duke a program that will last, one that will be nationally ranked and worthy of postseason play every year."

No words can better describe the basketball program he has established at Duke University. Krzyzewski has led his Blue Devils to overwhelming success while building a program that will continue to flourish in the years to come.

The term "student-athlete" is used over and over in college athletics, but the Duke basketball team truly exemplifies the ideal. During Krzyzewski's time with the Blue Devils, all but two Duke players who played four seasons have graduated.

Krzyzewski has had five different players collect a total of eight CoSIDA Academic All-America accolades, including Mason Plumlee who garnered first team honors in 2012 and 2013. Plumlee along with Shane Battier, Mike Gminski and Jim Spanarkel are the only two-time first team Academic All-America selections in Duke basketball history.

Prior to Duke

Krzyzewski's teams take nothing for granted on the court. The core of their success is pressure man-to-man defense, developed over the years with hard work in practice, commitment to excellence and attention to detail. Coach K's players believe in their system and know that when they win, it is largely because of excellent team defense.

His disciplined, mentally tough teams could be seen as an outgrowth of Coach K's own upbringing. He went to West Point, to enroll in the U.S. Military Academy and receive a quality education, play basketball and become an officer in the Army.

Krzyzewski's Coaching Tree

Former Players

Gene Banks	Duke '81
Assistant Coach	Washington Wizards
Vince Taylor	Duke '82
Assistant Coach	Texas Tech
Chip Engelland	Duke '83
Assistant Coach	San Antonio Spurs
Todd Anderson	Duke '85
Assistant Coach	Pro Basketball - Qatar
Johnny Dawkins	Duke '86
Head Coach	Stanford
Tommy Amaker	Duke '87
Head Coach	Harvard
Billy King	Duke '88
General Manager	New Jersey Nets
Danny Ferry	Duke '89
General Manager	Atlanta Hawks
Quinn Snyder	Duke '89
Assistant Coach	Atlanta Hawks
Robert Brickey	Duke '90
Assistant Coach	Fayetteville State
Bobby Hurley	Duke '93
Head Coach	Buffalo
Antonio Lang	Duke '94
Head Coach	Pro Basketball - Japan
Chris Collins	Duke '96
Head Coach	Northwestern
Jeff Capel	Duke '97
Associate Coach	Duke
Steve Wojciechowski	Duke '98
Associate Head Coach	Duke
Chris Carrawell	Duke '00
Assistant Coach	Springfield (NBDL)

Nate James	Duke '01
Assistant Coach	Duke
Patrick Johnson	Duke '06
Assistant Coach	Concordia (Calif.)
Greg Paulus	Duke '09
Assistant Coach	Ohio State
Jon Scheyer	Duke '10
Special Assistant	Duke

Former Assistant Coaches

Bob Bender	Duke '80
Assistant Coach	Milwaukee Bucks
Mike Brey	George Wash. '82
Head Coach	Notre Dame
^ Brian DeStefano	Duke, '04
Assistant Coach	Harvard
Pete Gaudet	Boston U., '66
Video Coord.	Ohio State (women)
Mike Jarvis	Boston Univ., '92
Assistant Coach	Florida Atlantic
* Mike Schrage	Indiana, '98
Assistant Coach	Stanford

* Schrage was the director of basketball operations at Duke from 2002-08 and a member of the staff from 1999-2008.

^ DeStefano served as a graduate assistant/head team manager in 2006-07. He was also a student manager from 2003-06.

From 1969-74, Krzyzewski served his country. He directed service teams for three years and then followed that up with two years as head coach of the U.S. Military Academy Prep School in Belvoir, Va.

In 1974, he resigned from the Army having attained the rank of Captain. When Krzyzewski was just 26, Bob Knight, his former coach at Army, called and offered him a graduate assistant slot at Indiana University. That 1975 squad posted an 18-0 Big Ten mark and a 31-1 record.

Prior to joining the Duke program, Krzyzewski spent five years building the program at his alma mater in West Point. He led the Cadets to one NIT berth, one ECAC playoff appearance and a five-year record of 73-59.

Community Service

Krzyzewski is heavily involved in community service, including being a current chairman of the Duke Children's Miracle Network Telethon and assuming vital roles at the Duke Children's Classic, the Jimmy V Foundation for Cancer Research and the NABC Foundation.

In 2000, he was named the first recipient of the GTE Reads with the NABC Literacy Champion Award. In honor of Krzyzewski's selection, GTE (now Verizon) donated \$10,000 to support Duke Athletics' literacy program, Verizon Read with the Blue Devils.

Coach K's charitable activities also include the establishment and funding of the Emily Krzyzewski Center, a community center in Durham named after his mother. The Center's mission is to inspire economically disadvantaged students to dream big, act with character and purpose, strive for academic excellence, and reach their highest potential as future citizen leaders. In 2002, several of Duke's former basketball stars, including Grant Hill, Christian Laettner, Shane Battier, Mike Dunleavy and Danny Ferry, returned to campus for the Duke All-Star Charity Hoopla. The game and surrounding events helped raise significant funds for the Duke/Durham Neighborhood Partnership and the Emily K Center. In 2003, Krzyzewski launched the K Academy, a summer fantasy camp to assist with several Duke basketball projects, including the scholarship endowment fund.

In 2012, Krzyzewski was honored with the USBWA Wayman Tisdale Humanitarian Award. The Humanitarian Award honors an individual involved in college basketball who has made a significantly positive impact on society.

Krzyzewski and his entire family, wife Mickie and daughters Debbie, Lindy and Jamie, have been involved in campaigns to stay in school and against alcohol, drug abuse and drunk driving.

Coach K and the Duke Community

The students at the university are also an important part of Coach K's life. He appreciates their support and often finds a way to include the students, especially those camped out in Krzyzewskiville, a tent community erected

each season outside of Cameron Indoor Stadium for students wanting to get a head start on securing entrance to games. He has been known to treat the fans camping out for days, or even weeks, to a pregame strategy session in Cameron or to buy them pizzas while they wait in line. He knows that the unique relationship between his team and the student body is what makes Duke special. The "Cameron crazies" are regarded as some of the best fans in all of sports.

The university also recognized his vital role on campus, awarding him Duke's highest honor - the Medal of Honor - at the University Founders' Day Convocation in 1997.

In September 2001, Krzyzewski and his wife Mickie created the Krzyzewski Family Scholarship Endowment for Duke students from the Carolinas. The \$100,000 scholarship, the result of the Krzyzewskis' gift and additional funds from The Duke Endowment of Charlotte, will provide assistance to undergraduates from North and South Carolina.

"Mickie and Mike Krzyzewski both do so much for our university," said former Duke President Nan Keohane following the gift. "Their many contributions to our athletic program are well known, and their support of undergraduate academic and residential life at Duke should be, as well."

During the fall of 2002, Coach K received an Honorary Alumnus Award from the Duke Medical Center for his contributions to the Duke Children's Health Center. Krzyzewski and his family have made the center a focal point in their efforts to raise the standard of clinical care for children.

Coach K: Author

Add another piece to Krzyzewski's already impressive resume - best-selling author. Coach K has co-authored two books with Texas writer Don Phillips published by Warner Books. "Leading with the Heart," emphasizing Krzyzewski's successful strategies for basketball, business and life, was released in 2000. It reached the New York Times best-seller list.

The story of Duke's 2001 national championship season, "Five-Point Play," was released in the fall of 2001. The book relives Duke's journey toward the 2001 NCAA title, the school's third in an 11-year span.

Krzyzewski also co-wrote a book with Duke Sports Hall of Famer Bill Brill entitled "A Season is a Lifetime" following the 1992 national championship.

Following the 2008 Olympics, Krzyzewski and his daughter Jamie K. Spatola co-authored their second book together, titled "THE GOLD STANDARD: Building a World-Class Team." The book was released on April 6, 2009 and featured Coach K's guide to team building, illustrated with experiences from his three years coaching the team that would ultimately win Olympic gold.

Krzyzewski and his daughter Jamie also wrote "Beyond Basketball: Coach K's Keywords For Success," which was released in October, 2006.

STAFF

Coach K Quick Facts

Born	Michael William Krzyzewski February 13, 1947 Chicago, Ill.	Coaching Career	Head Coach Service Teams, 1969-72 Head Coach, U.S.M.A. Prep School (Fort Belvoir, Va.), 1972-74 Graduate Assistant Coach, Indiana University, 1974-75 Head Coach, United States Military Academy, 1975-80 Head Coach, Duke University, 1980-present USA Basketball Senior National Team Head Coach, 2006-present	NCAA Titles	1991, 1992, 2001, 2010
High School	Weber High School Chicago, Ill.	Coaching Honors	NABC District II Coach of the Year, 1977 Metropolitan New York Basketball Writers Coach of the Year, 1977 Head Coach, National Sports Festival, 1983 NABC District III Coach of the Year, 1984, 1992, 1994 ACC Coach of the Year, 1984, 1986, 1997, 1999, 2000 Nat. Coach of the Year, 1986, 1989, 1991, 1992, 1997, 1999, 2000, 2001 U.S. Head Coach, World University Games, 1987 U.S. Head Coach, World Championships and Goodwill Games, 1990 U.S. Assistant Coach, Olympics, 1992 President, NABC, 1998-99 Naismith Memorial Basketball Hall of Fame inductee, 2001 Named "America's Best Coach" by Time/CNN, 2001 Claire Bee Coach of the Year, 2004 USA Basketball National Coach of the Year, 2006, 2007, 2009, 2010, 2012 USBWA District III Coach of the Year, 2008, 2013 Army Sports Hall of Fame inductee, 2009 Chicagoland Sports Hall of Fame inductee, 2010 Duke Athletics Hall of Fame inductee, 2011 Sports Illustrated Sportsman of the Year, 2011 USBWA Wayman Tisdale Humanitarian Award, 2012	ACC Regular Season Titles	1986, 1991, 1992, 1994, 1997, 1998, 1999, 2000, 2001, 2004, 2006, 2010
College Career	Three-year letterman Army, 1967-69	ACC Tournament Titles	1986, 1988, 1992, 1999, 2000, 2001, 2002, 2003, 2005, 2006, 2009, 2010, 2011	Family	
College Degree	B.S., U.S.M.A. June, 1969	Family	Wife Carol (Mickie) Marsh Daughters Debbie Savarino Lindy Frasher Jamie Spatola	Grandchildren	Joey Savarino (11/16/99) Michael Savarino (3/26/01) Carlyn Savarino (11/21/03) Emelia Savarino (11/21/03) Quin Frasher (7/26/06) Remington Frasher (5/22/09) John David Spatola (11/10/09) Mackenzie Carol Spatola (1/04/12) Caden Brodie Frasher (7/xx/13)
College Honors	Team Captain, 1968-69 Second-Team All-NIT, 1969 North-South Game, 1969				
Military Service	Army Officer, 1969-74 Resigned as Captain, 1974				

Mike Krzyzewski vs. All Competition

Table with columns: Team, Army (H, A, N), Duke (H, A, N), Overall, and a second set of columns for comparison. Rows list various teams and their performance metrics.

STAFF

March 18, 1980 — Mike Krzyzewski is introduced as Duke's head basketball coach.

Nov. 29, 1980 — Krzyzewski wins his first game as Duke's coach, 67-49 over Stetson.

Jan. 21, 1981 — A 56-47 win at N.C. State gives Krzyzewski his first victory against ACC competition. Gene Banks plays 40 minutes for Duke, scoring a game-high 23 points on 9-of-14 shooting.

Feb. 15, 1984 — Duke wins its first game as a ranked team under Coach K, 80-69 over Stetson, and gets its first 20-win season since 1980. David Henderson scores 18 points, making all six field-goal attempts and all six foul shots.

March 10, 1984 — A 77-75 victory over North Carolina, aided by four David Henderson free throws, gives Krzyzewski his first win over a top-ranked team and his first trip to the ACC Tournament title game.

Feb. 27, 1985 — Duke beats Clemson, 90-73, in Durham, to give Krzyzewski his first winning season in the ACC (8-6). Johnny Dawkins scores 19 points, making 8-of-10 field goal attempts and all three of his foul shots.

March 15, 1985 — A 75-62 victory over Pepperdine gives Krzyzewski his first victory in the NCAA Tournament. David Henderson scores 22 points and Johnny Dawkins nets 21.

Feb. 26, 1986 — Playing as the No. 1 team for the first time under Krzyzewski, Duke beats Clemson, 77-69, to set a school record for most victories in a season (28). Johnny Dawkins scores 27 points on 11-of-16 shooting.

March 2, 1986 — An 82-74 victory over North Carolina gives Duke its first ACC regular season title since 1966 and its first perfect home record (15-0) since 1978.

March 7, 1986 — Duke beats Wake Forest, 68-60, in the first round of the ACC Tournament to give Krzyzewski his first 30-win season.

March 9, 1986 — A 68-67 win over Georgia Tech gives Krzyzewski his first ACC Tournament championship.

March 23, 1986 — Duke beats Navy, 71-50, to send Krzyzewski to his first Final Four. Johnny Dawkins scores 28 points, and Duke overcomes a 23-point, 10-rebound effort by David Robinson.

March 29, 1986 — A 71-67 win over Kansas puts Krzyzewski in his first national championship game and makes Duke the first team in NCAA history to win 37 games in a season. The Blue Devils limit Kansas All-American Danny Manning to four points on 2-of-9 shooting.

March 31, 1986 — Louisville beats Duke, 72-69, to deny the Blue Devils the national championship. Duke finishes 37-3, setting school records for wins and winning percentage (.925).

March 13, 1988 — A 65-61 win over North Carolina gives Krzyzewski his second ACC Tournament title.

March 26, 1988 — Duke upsets No. 1 Temple, 63-53, to send Krzyzewski to his second Final Four. Kevin Strickland and Danny Ferry combine for 41 points. The Blue Devils limit the Owls to 28.6 percent shooting.

April 2, 1988 — Kansas hands Duke a 66-59 defeat in the national semifinals before a partisan Jayhawk crowd in Kansas City. The Blue Devils finish the year with a 28-7 record.

Nov. 19, 1988 — Duke opens a season as the nation's top-ranked team for the first time under Krzyzewski, beating Kentucky, 80-55.

March 26, 1989 — An 85-77 victory over Georgetown sends Duke to the Final Four for the second straight season.

April 1, 1989 — Seton Hall beats Duke in the national semifinals in Seattle, 95-78, overcoming an 18-point first half deficit and 34 points by National Player of the Year Danny Ferry. The Blue Devils, who finish 28-8, set a school record for highest field-goal percentage for a season (.537).

Feb. 12, 1990 — A 102-67 rout of Stetson makes Krzyzewski the first Duke coach with seven consecutive 20-win seasons.

March 16, 1990 — Duke beats Richmond in the first round of the NCAA Tournament, 81-46, making Krzyzewski the Blue Devils' winningest coach with 227 victories. Coach K also gets his 300th career victory.

March 24, 1990 — Duke becomes the seventh school to earn three straight Final Four trips, beating Connecticut, 79-78, on a 15-foot shot at the buzzer by Christian Laettner.

March 31, 1990 — A 97-83 victory over Arkansas sends Krzyzewski into his second NCAA title game.

April 2, 1990 — UNLV defeats Duke, 103-73, to win the NCAA championship. The Blue Devils finish the season with a 29-9 mark.

Feb. 27, 1991 — Duke beats Clemson, 79-62, to finish 16-0 at home and set a record for most home victories in a season.

March 3, 1991 — An 83-77 upset of North Carolina in Chapel Hill gives Krzyzewski his second regular season ACC championship. Bobby Hurley makes 4-of-6 three-point shots to finish with 18 points and tie Christian Laettner for high scoring honors.

March 24, 1991 — Duke's 78-61 victory over St. John's enables Coach K to join John Wooden as the only men to coach in four consecutive Final Fours.

March 30, 1991 — Duke upsets unbeaten UNLV, considered at the time the greatest team in college basketball history, 79-77, to advance to the NCAA championship for the fifth time and avenge its 1990 loss to the Rebels.

April 1, 1991 — Krzyzewski's 336th career victory gives him his first national title. Duke beats Kansas, 72-65. Christian Laettner is named the most outstanding player, scoring a game-high 18 points and going 12-for-12 from the foul line.

Feb. 1, 1992 — Duke sets a school record for most consecutive wins to open a season (17), beating Notre Dame, 100-71.

March 15, 1992 — A 94-74 victory over North Carolina gives Duke its third ACC Tournament title under Krzyzewski and avenges a 22-point loss to the Tar Heels in the 1991 title game.

March 28, 1992 — In perhaps the best college basketball game in history, Christian Laettner hits a buzzer-beating jumper on a long inbounds pass from Grant Hill, and Duke gets a 104-103 overtime win over Kentucky to earn its fifth straight Final Four appearance.

April 6, 1992 — Duke beats Michigan, 71-51, in front of a record crowd of 50,379 to join UCLA as the only teams to repeat as national champions. The Blue Devils (34-2) become the first team since Indiana in 1976 to stay No. 1 from the preseason ranking through the postseason tournament.

Summer, 1992 — Krzyzewski is an assistant coach to Chuck Daly on the U.S. Olympic team featuring Michael Jordan, Larry Bird and Magic Johnson. Christian Laettner is the lone collegiate player on the "Dream Team," which wins the gold medal in Barcelona, Spain.

Dec. 7, 1992 — Duke's 103-72 home victory over Northeastern gives Krzyzewski his 300th win as Duke's coach, three games into his 13th season.

March 18, 1993 — Duke's 105-70 first round victory over Southern Illinois is the Blue Devils' 13th straight win in the NCAA Tournament — the second-longest streak in history.

March 20, 1993 — California ends Duke's run of five straight trips to the Final Four with an 82-77 win in the second round of the NCAA Tournament.

Dec. 22, 1993 — Krzyzewski gets his 400th career coaching victory, 79-76 over Iowa.

Jan. 10, 1994 — Duke beats Brown, 89-71, in Durham, to earn its 100th victory over a four-year span, then a school record.

March 2, 1994 — Duke beats Maryland in College Park, 73-69, to give Krzyzewski his fourth regular season ACC championship.

March 26, 1994 — Duke upsets Purdue, 69-60, to advance to the Final Four for the sixth time in seven years. Coach K moves into third place on the list of most Final Four appearances, trailing John Wooden (12) and Dean Smith (11).

April 2, 1994 — Playing where it had lost in the second round of the ACC Tournament five games earlier, Duke overcomes a 13-point deficit against Florida to advance to the NCAA title game with a 70-65 victory in Charlotte. Cherokee Parks' 11 points and 11 rebounds lead Duke to its fifth championship game under Coach K (fourth in five years).

April 4, 1994 — With President Clinton in attendance, Arkansas denies Duke its third championship in four years with a 76-72 victory. Grant Hill has 12 points and 14 rebounds in his last game for the Blue Devils, who go 28-6 for the season.

Nov. 29, 1995 — Duke beats UNC Greensboro, 71-57, to extend its school record for consecutive non-conference home wins to 95 games.

Feb. 27, 1997 — Duke beats Maryland, 81-69, in Durham, to give Krzyzewski his fifth regular season conference championship.

March 14, 1997 — Krzyzewski gets his 400th win at Duke, improving his record to 400-148 with a 71-68 triumph over Murray State in the first round of the NCAA Tournament.

Sept. 1997 — Duke recognizes Krzyzewski's leadership by awarding him its highest honor — the University Medal of Honor — for his many contributions to the school.

Nov. 26, 1997 — Duke upsets Arizona in the Maui Invitational, 95-87, to give Krzyzewski his fifth victory against top-ranked teams — the most by any active coach.

Feb. 28, 1998 — After watching his Blue Devils rally from a 17-point second half deficit, Krzyzewski gets his 500th coaching victory and his second straight ACC regular season championship with a 77-75 home win over North Carolina. Coach K becomes the 76th coach to win 500 games as the Devils finish unbeaten at home and become the first team to win 15 conference games in a season.

June 26, 1998 — Duke christens the Michael W. Krzyzewski Human Performance Lab. Working with the latest in high-tech instrumentation, a multidisciplinary team of orthopaedic surgeons and biomechanical engineers strive to better understand how muscles, bones, tendons and ligaments respond to the pressures of competition.

Feb. 20, 1999 — Duke ties a school record with its 36th straight home victory, a 92-65 rout of Clemson. The Blue Devils go unbeaten at home for the second straight year and fifth time under Krzyzewski.

Feb. 27, 1999 — Duke beats North Carolina by 20 points in Chapel Hill, 81-61, to become the first team to finish 16-0 in the ACC. The Blue Devils set a school record with their 24th straight victory and go unbeaten in the ACC for the first time since 1963.

March 7, 1999 — A 96-73 victory over North Carolina gives Krzyzewski his fourth ACC Tournament title. Duke wins its tournament games by an average margin of 25 points. The win caps a 19-0 ACC campaign for Duke.

March 19, 1999 — Duke beats Southwest Missouri State in the NCAA Tournament, 78-61, to post its 30th straight victory and school-record 67th win over two years. The Blue Devils win 35 games in a season for the second time under Krzyzewski.

March 21, 1999 — An 85-64 victory over Temple earns Duke its eighth Final Four trip under Krzyzewski.

March 27, 1999 — Duke beats Michigan State, 68-62, to advance to the national championship game for the sixth time under Krzyzewski, who improves his record in the NCAA Tournament to 48-13 to pass John Wooden for second place on the all-time list. The Devils improve to 37-1, tying their own NCAA record for most victories in a season.

March 29, 1999 — Connecticut stuns Duke, 77-74, in the national championship game. Though the Blue Devils fall shy of the title, they achieve school records for highest winning percentage over a two-year period (.920) and for a single season (.949).

June 30, 1999 — Duke becomes the first school in the history of the NBA Draft to have four players from the same team — Elton Brand, Trajan Langdon, Corey Maggette and William Avery — selected in the first round. Brand, who became the first player to be taken number one under Coach K, Langdon and Maggette were lottery picks.

Nov. 1999 — The Duke Basketball Legacy Fund is founded. The Legacy Fund currently has 30 partners making gifts of \$1 million or more to the program. The endowed fund will provide full support for one Duke player each year.

Jan. 22, 2000 — Duke gets a 75-61 win at Wake Forest, setting records with its 28th straight ACC regular season victory and 49th ACC regular season victory in a span of four years. The Blue Devils set a school record with their 15th straight ACC road win.

Feb. 9, 2000 — Maryland upsets Duke in Durham, 98-87, to end the Blue Devils' 31-game ACC regular-season winning streak, their 46-game home winning streak and their 26-game home winning streak against ACC teams.

March 4, 2000 — Duke beats North Carolina in Durham, 90-76, to give Krzyzewski his eighth ACC regular season title — marking only the second time the Blue Devils have won four straight regular season conference championships.

March 11, 2000 — Duke beats Wake Forest in the ACC Tournament semifinals, 82-73, to set a school record with its 119th victory over a four-year span. The Devils advance to the league championship game for the third year in a row and ninth time under Krzyzewski.

March 12, 2000 — Duke wins its second straight ACC championship and fifth under Krzyzewski, beating Maryland, 81-68.

March 24, 2000 — Florida upsets Duke in the NCAA Tournament, 87-78. Though the Devils finish one victory shy of a 30-win season, they post the highest winning percentage over a four-year period in school history (.859; 122-20).

Nov. 17, 2000 — A 98-85 victory over Villanova in Durham gives Krzyzewski his 500th win as Duke's coach. He becomes just the third coach to win 500 games at one school in 21 seasons or fewer. Following the win, Duke unveils Coach K Court. The words Coach K Court appear in two squares at both ends of the fabled Cameron court.

March 4, 2001 — Duke beats North Carolina in Chapel Hill, 95-81, to become the first team to win at least a share of the ACC regular season title five years in a row.

March 11, 2001 — A 79-53 victory over North Carolina gives Krzyzewski coaching victory No. 600 and his sixth ACC championship.

March 24, 2001 — With a 79-69 victory over Southern Cal, Duke gives Krzyzewski his ninth trip to the Final Four and sets a school record for wins over a three-year period (99).

March 31, 2001 — Duke overcomes a record-setting 22-point first half deficit in a 95-84 victory over Maryland that sends Krzyzewski into his seventh national championship game. He becomes the first Duke coach to amass 100 wins in a span of just three seasons.

April 2, 2001 — Duke beats Arizona, 82-72, to make Krzyzewski the fourth coach to win three NCAA crowns. The Blue Devils become the second team since the NCAA Tournament expanded to 64 teams to win every tournament game by at least 10 points. Duke sets NCAA records for wins in a four-year period (133) and all-time NCAA Tournament winning percentage (76.8).

May 30, 2001 — In his first year of eligibility, Krzyzewski is voted into the Naismith Memorial Basketball Hall of Fame. He joins Temple's John Chaney and Texas Tech's Bob Knight as the only active college coaches to be enshrined.

Sept. 5, 2001 — Krzyzewski and his wife, Mickie, create the Krzyzewski Family Scholarship Endowment for Duke students from the Carolinas. The \$100,000 scholarship provides assistance to undergraduates from North and South Carolina.

Sept. 9, 2001 — Krzyzewski is named "America's Best Coach" — in any sport at any level — by CNN and *TIME* magazine.

Oct. 5, 2001 — Krzyzewski is inducted into the Basketball Hall of Fame. His college coach, Bob Knight, is his presenter, and the pair share a tear-filled reunion in the Springfield Civic Center.

Nov. 14, 2001 — The 54-year-old Krzyzewski signs a lifetime contract with Duke.

Nov. 19, 2001 — Duke opens the 2001-02 season ranked No. 1 in the country, the fourth time under Krzyzewski that it has started a season as No. 1.

Jan. 31, 2002 — Duke beats North Carolina by 29 points, 87-58, UNC's worst loss in the Dean Smith Center. The Blue Devils become the first team to win four straight games in Chapel Hill, getting their highest margin of victory over the Tar Heels under Krzyzewski.

Feb. 24, 2002 — Duke rolls over St. John's on Coach K Court, 97-55, to give Krzyzewski his fifth straight 25-win season and 12th overall.

March 4, 2002 — Duke routs North Carolina on Coach K Court, 93-68, to finish unbeaten at home (13-0) for the sixth time under Krzyzewski.

STAFF

March 10, 2002 — Duke becomes the first school to win the ACC Tournament four years in a row, beating N.C. State 91-61 for its seventh ACC championship under Krzyzewski.

March 14, 2002 — A No. 1 seed for an NCAA-record fifth straight year, Duke gets its seventh straight double-digit win in the NCAA Tournament, 84-37 over Winthrop. The Blue Devils give Krzyzewski his seventh 30-win season, second straight and fourth in five years.

June 26, 2002 — Duke's Jason Williams (second) and Mike Dunleavy (third) become the second pair of teammates to be taken among the top three picks in an NBA Draft. The Blue Devil duo joined UCLA's Lew Alcindor and Lucious Allen, who went number one and three, in 1969. In addition, Carlos Boozer is chosen in the second round of the draft.

Jan. 8, 2003 — Duke ascends to the No. 1 ranking in the AP poll for the sixth consecutive season. That night, Duke topples Georgetown, 93-86, at Cameron Indoor Stadium.

March 16, 2003 — Duke earns its league-record fifth consecutive ACC Tournament championship with an 84-77 victory over N.C. State in Greensboro, N.C. Duke's Daniel Ewing was named MVP of the tournament.

Jan. 3, 2003 — The Blue Devils defeat Clemson, 73-54, on the road as Coach K earns his 600th victory at Duke. He reaches this milestone in 776 games, making him the fourth-fastest coach to reach 600 victories at one school. Only Kentucky's Adolph Rupp (704), UCLA's John Wooden (744), North Carolina's Dean Smith (773), Krzyzewski and Western Kentucky's Ed Diddle (790) reached 600 victories at one school in fewer than 800 games.

Jan. 21, 2004 — Following its win over No. 4 Wake Forest on Jan. 17, Duke travels to Maryland as the nation's No. 1 team for the seventh consecutive season, the second-longest such streak in NCAA history. After its 68-60 win, the Blue Devils hang on to the No. 1 ranking for four weeks during the 2003-04 season.

Feb. 26, 2004 — Duke extends its winning streak in Cameron Indoor Stadium to 41 games with a 97-63 victory over Valparaiso. The Blue Devils' 41-game home winning streak is the second-longest in ACC and school history behind Duke's 46-game streak from 1997-2000. It would be ended in its next contest vs. No. 19 Georgia Tech a week later.

March 28, 2004 — Duke outlasts Xavier, 66-63, to win the NCAA Atlanta Regional and advance to its 14th Final Four overall and 10th in the previous 19 seasons under Coach K.

July 1, 2004 — Director of Athletics Joe Alleva holds a press conference to announce that the Los Angeles Lakers have approached Krzyzewski about their vacant head coaching position.

July 5, 2004 — Krzyzewski announces that he has turned down the Los Angeles Lakers' offer to become head coach. "Duke has always taken up my whole heart," Coach K stated in a packed press conference that was aired live nationally.

Dec. 12, 2004 — With an 82-54 victory over Toledo in Cameron Indoor Stadium, Krzyzewski picks up his 700th career win. He becomes the second fastest coach to reach the milestone behind Bob Knight.

Jan. 5, 2005 — Duke defeats Princeton, 59-46, behind 21 points from J.J. Redick as the Blue Devils celebrate the 65th anniversary of Cameron Indoor Stadium. The game was played almost exactly 65 years to the day of the first game at Cameron, when Duke beat Princeton by a 36-27 count on January 6, 1940.

March 13, 2005 — Krzyzewski and the Blue Devils celebrate the 2005 ACC Tournament championship with a 69-64 win over Georgia Tech.

March 20, 2005 — Thanks to a 63-55 second round triumph over Mississippi State in Charlotte, Krzyzewski surpasses Dean Smith on the all-time NCAA Tournament victory chart with his 66th win.

Oct. 26, 2005 — Krzyzewski is named the head coach of the USA Basketball Men's Senior National Team program for 2006-08.

March 11, 2006 — With a 78-66 win over Wake Forest in the ACC Tournament semifinals at the Greensboro Coliseum, Krzyzewski posts his 750th career win.

March 12, 2006 — In his 1,000th game as a head coach, Krzyzewski guides Duke to a 78-76 win over Boston College in the ACC Championship game, claiming his 10th conference tournament title.

Feb. 18, 2007 — Krzyzewski records his 700th victory as the Duke head coach with a 71-62 win over Georgia Tech in Cameron Indoor Stadium. He became just the eighth coach to post 700 victories at one school and was the second fastest to do so behind Adolph Rupp of Kentucky.

Sept. 2, 2007 — Coached by Krzyzewski, Team USA wins the FIBA Americas Championship gold medal with a 118-81 victory over Argentina. The USA goes 10-0 and wins by an average of 39.5 points per game. The gold medal win automatically qualifies the USA for a trip to the 2008 Olympic games in Beijing, China.

March 1, 2008 — Krzyzewski becomes the sixth Division I head coach to reach 800 career wins with an 87-86 win at N.C. State. He is the third fastest coach to reach 800 career victories.

Aug. 24, 2008 — With Krzyzewski at the helm, Team USA reclaims the gold medal at the 2008 Beijing Summer Olympics with a 118-107 victory over Spain. Krzyzewski guides the U.S. squad to a perfect 8-0 record in the Olympics as the team averaged 106 points per game while winning by an average margin of 27.9 points per contest.

March 15, 2009 — Duke captures its 11th ACC Championship under Krzyzewski and 17th overall with a 79-69 victory over Florida State in the ACC Tournament finals at the Georgia Dome in Atlanta, Ga. The 17 titles ties Duke for the most in ACC history with North Carolina and is the eighth in 11 seasons for the Blue Devils.

July 21, 2009 — Krzyzewski is named the head coach of the USA Basketball Men's Senior National Team program for 2009-2012. He will become the first U.S. coach of multiple Olympic teams since Henry Iba, who won gold in 1964 and '68 and coached the team that lost the controversial 1972 gold-medal game to the Soviet Union.

Sept. 11, 2009 — Krzyzewski is inducted into the Army Sports Hall of Fame at a plaque unveiling ceremony held in the Kenna Hall of Army Sports inside the Kimsey Center.

Feb. 13, 2010 — Duke earns a 77-56 victory over Maryland in Krzyzewski's 1,000th game at Duke, which came in the 71st year of Cameron Indoor Stadium.

March 6, 2010 — With an 82-50 victory over North Carolina, the second largest win for Duke in the nation's biggest rivalry, the Blue Devils claim the 19th ACC regular season championship in school history and set a school record for home victories by finishing the season 17-0 in Cameron Indoor Stadium.

March 14, 2010 — The Blue Devils repeat as ACC Tournament Champions by defeating Georgia Tech, 65-61, at the Greensboro Coliseum. With the title Duke passed North Carolina for most ACC Championships with 18, including nine in the last 12 seasons.

March 28, 2010 — Duke defeats Baylor 78-71 in Houston to advance to the 11th NCAA Final Four under Krzyzewski. Nolan Smith pours in a career-high 29 points in front of 47,000 fans at Reliant Stadium.

April 5, 2010 — Krzyzewski wins his fourth NCAA Championship at Duke with a 61-59 win over Butler at Lucas Oil Stadium in Indianapolis. Kyle Singler is named the Final Four Most Outstanding Player after recording 19 points and nine rebounds in the championship game. The four championships tie Krzyzewski with Adolph Rupp for second most all-time.

Sept. 12, 2010 — Team USA defeats host Turkey, 81-64, to win the gold medal at the 2010 FIBA World Championship. The U.S. team finishes the tournament 9-0 with a +24.9 margin of victory. Kevin Durant, one of six players under the age of 22 on the team, is named tournament MVP after averaging 22.8 points per game.

Sept. 15, 2010 — Krzyzewski is inducted into the Chicagoland Sports Hall of Fame. Chicago City Council and Mayor Richard M. Daley also make Sept. 15 "Mike Krzyzewski Day" in Chicago.

Nov. 24, 2010 — Duke defeated No. 4 Kansas State, 82-68, for the O'Reilly Auto Parts CBE Classic championship and Krzyzewski's 800th win at Duke. He became the fifth coach to win at least 800 games at one school.

Dec. 29, 2010 — Krzyzewski passes long time rival Dean Smith of North Carolina into second on the NCAA all-time victories list, recording his 880th career win in a 108-62 contest at UNC Greensboro.

March 20, 2011 — The Blue Devils held on for a 73-71 victory over Michigan in the second round of the NCAA Tournament to hand Krzyzewski his 900th career win. He joined Bob Knight as the only two coaches with 900 or more career wins.

Sept. 9, 2011 — Krzyzewski is inducted into the Duke Athletics Hall of Fame. Coach K is joined in the Hall of Fame class by Ben Bennett (football), Jenny Chuasiriporn (golf), Bobby Hurley (basketball) and Vanessa Webb (tennis).

Nov. 15, 2011 — Duke defeats Michigan State, 74-69, at Madison Square Garden to give Krzyzewski an NCAA-record 903rd career coaching victory. Longtime mentor and previous record-holder Bob Knight calls the game for ESPN. Andre Dawkins makes six three-point field goals in a 26-point effort, while Seth Curry adds 20 points, seven rebounds, four assists and four steals in the win.

Dec. 2012 — Krzyzewski is named Sports Illustrated Sportsman of the Year. He shares the Dec. 12, 2011 SI cover with women's basketball coaching icon Pat Summitt.

Feb. 16, 2012 — Duke overcomes a 61-41 deficit with 11:33 to play in a 78-73 win over N.C. State. It is the largest second-half margin Duke has overcome in a victory under Coach K.

April 16, 2012 — Krzyzewski is honored with the USBWA Wayman Tisdale Humanitarian Award. The Humanitarian Award honors an individual involved in college basketball who has made a significantly positive impact on society.

Aug. 2, 2012 — Team USA sets an Olympic scoring record in a 156-73 win over Nigeria in pool play. Krzyzewski's group also sets Olympic records for three-pointers (29, including 10 from Carmelo Anthony) and three-point percentage (.630) in the win.

Aug. 13, 2012 — Krzyzewski directs Team USA to a 107-100 win over Spain to claim the London Olympics gold medal. He closes out his tenure in charge of the USA Men's Senior National Team with a 50-game win streak, while becoming the first U.S. coach of multiple Olympic teams since the legendary Henry Iba, who won gold in 1964 and 1968 and coached the team that lost the controversial 1972 gold-medal game to the Soviet Union.

Dec. 19, 2012 — Krzyzewski is named co-recipient of the 2012 USA Basketball National Coach of the Year Award after leading the USA Men's National Team to the gold medal at the 2012 Olympics in London. The award is the fifth for Krzyzewski, who also received the honor in 2006, 2007, 2008 and 2010.

March 5, 2013 — Duke tops Virginia Tech, 85-57, at Cameron Indoor Stadium to give Coach K his 880th career victory at Duke. Krzyzewski moves past former North Carolina head coach Dean Smith into second place all-time in wins at one school.

March 29, 2013 — The Blue Devils defeat Michigan State, 71-61, for their 30th win of the season. Coach K guides Duke to 30 or more wins in a season for an NCAA-record 13th time in his career.

May 23, 2013 — USA Basketball Chairman Jerry Colangelo announces that Hall of Fame basketball coach Mike Krzyzewski will return as head coach of the USA Basketball Men's National Team for the 2013-16 quadrennium.

June 12, 2013 — Krzyzewski receives the 2013 Dick Enberg Award, presented by the College Sports Information Directors of America (CoSIDA) at the fourth annual Capital One Academic All-America Hall of Fame Gala in Orlando, Fla.

STAFF



Steve Wojciechowski

The Homeland Foundation
Associate Head Coach
15th Season at Duke
Duke, 1998

After a standout playing career at Duke that included National Defensive Player of the Year honors in 1998, Steve Wojciechowski returned as an assistant coach for Mike Krzyzewski in 1999-2000. He was promoted to Associate Head Coach in the summer of 2008.

Since Wojciechowski joined the Duke staff, the Blue Devils have posted an incredible 415-83 record, won nine ACC Tournament championships and claimed the ACC regular season championship five times. Wojciechowski has also been on the staff for two NCAA Championships.

Wojciechowski also served as a court coach and scout for Mike Krzyzewski, assisting the USA Basketball Senior National Team staff with on-court duties as well as game preparation from 2006-12, including the program's gold-medal performance at the 2008 Beijing Olympics and 2012 London Olympics. With Coach K continuing his duties as national team head coach, Wojciechowski will remain a part of the program for the 2013-16 quadrennium.

In his first season as a coach, he was instrumental in leading Duke, with seven freshmen on its roster, to a 29-5 record, the Atlantic Coast Conference regular season title (15-1), the 2000 ACC Tournament championship, an NCAA Tournament Sweet 16 appearance and the No. 1 ranking in both major polls following the regular season.

Working primarily with Duke's inside players, Wojciechowski's second year was even better as the Blue Devils won the national championship in 2001, while also capturing the ACC regular season and tournament crowns and posting a 35-4 record. His influence was evident throughout the year, from the emergence of Casey Sanders as a bona fide inside presence to Reggie Love's strong performances in the ACC Tournament to Carlos Boozer's inspired play at the Final Four after missing six games and playing a limited role in the East Regional semifinal and final. Wojciechowski saw one of his former teammates and pupils, Shane Battier, earn the consensus National Player of the Year award as well as National Defensive Player of the Year for the third consecutive season.

"When you come to Duke," said Wojciechowski following Duke's third NCAA title in 11 seasons in 2001, "every year your goal is the national championship. When you don't win one, there is a part of you that feels some emptiness. That was certainly erased with the 2001 championship."

In 2001-02, Wojciechowski was instrumental in leading the Blue Devils to a 31-4 record, their fourth consecutive ACC Tournament championship and fourth straight No. 1 finish in the final Associated Press poll. His primary pupil, Boozer, earned All-America honors and became Duke's career field goal percentage leader. Forward Mike Dunleavy, who moved inside more during the 2001-02 season, also earned All-America honors.

The Blue Devils went 26-7 in 2002-03, won their league-record fifth consecutive ACC Tournament title and advanced to the Sweet 16 for the sixth straight season. Wojciechowski's instruction was again felt as senior Casey Sanders, junior Nick Horvath, and freshmen Shelden Williams and Shavlik Randolph all improved as the season progressed.

"He's like a fireball of energy," said Sanders, who was named Duke's Defensive MVP following his senior season. "It's really hard to describe. He expects us to be alert and alive at all times, and he pumps it into everything we do."

Duke earned its second trip to the Final Four during Wojciechowski's coaching tenure in 2003-04. Another one of his post pupils, Williams, earned All-America recognition and was the leading vote-getter for the ACC All-Defensive team. The Blue Devils went 31-6 overall, won the regular season ACC title and played in their sixth consecutive ACC Tournament Championship Game before advancing to San Antonio and the Final Four.

In 2004-05, Williams was named the NABC's National Defensive Player of the Year after registering 122 blocked shots and averaging 11.2 rebounds per contest. Duke posted a 27-6 ledger for the year and captured the ACC Tournament title with wins over Virginia, N.C. State and Georgia Tech on consecutive days.

For the 2005-06 season, Williams was again named the NABC's National Defensive Player of the Year as well as a first team All-American. Wojciechowski also saw Williams set school records for career blocked shots and rebounds, while also becoming the first player in NCAA history to register over 1,750 points, 1,250 rebounds, 400 blocked shots and 150 steals in a career. Duke posted a 32-4 record, the program's fourth 30-win season in Wojciechowski's tenure, and captured the ACC regular season and tournament crowns.

"He was a point guard and fed the big men the ball a lot so he knows where the ball is supposed to be and where we are supposed to be posting up," said Williams. "He has done a good job giving us a guard's view of where we need to be posting our bodies in order to get the ball in good position. Also, his energy and passion for the game are unmatched."

In the 2006-07 season, Wojciechowski directed a young group of inside players to a successful season. He helped develop one of Duke's most versatile inside players ever as Josh McRoberts was one of only two players in the country to average over 10.0 points, 7.5 rebounds, 3.0 assists and 2.0 blocks per game. McRoberts went on to earn second team All-ACC recognition.

Wojciechowski coached freshman Kyle Singler to a terrific season in 2007-08 that culminated with him earning ACC Rookie of the Year and third team Freshman All-America honors. Singler was second on the team with 13.3 points per game while leading the squad in rebounding with 5.8 rebounds per game.

In 2008-09, Wojciechowski coached Singler to second team All-ACC honors as he became only the sixth sophomore in Duke history to reach 1,000 career points. He averaged 16.5 points and 7.7 rebounds per game on his way to earning honorable mention All-America honors by the Associated Press. He had nine double-doubles and scored 20 or more points in 11 games.

The post players under Wojciechowski were a big reason the 2009-10 team was able to win the NCAA Championship, the ACC Tournament, the ACC Regular Season and NIT Season Tip-Off titles. Defense and rebounding was key for the Blue Devils who had one of the nation's top defenses, holding opponents to 61.0 points per game, and ranked 14th out of 334 teams in rebounding margin. One of those post players, senior Brian Zoubek, set the school record for offensive rebounds in a single season with 143. The other starter on the inside, senior Lance Thomas, was named to the ACC All-Defensive team by the coaches and the media.

In 2010-11, Wojciechowski guided the development of a young Duke frontcourt. Sophomores Mason Plumlee and Ryan Kelly witnessed stark improvement across the board in their numbers from their freshman campaigns, while junior Miles Plumlee continued his growth as a back-to-the-basket scorer and rebounder. All three players shot better than 50.0 percent from the field and combined for 16.0 rebounds per game. Mason Plumlee was an honorable mention All-ACC selection while ranking among the conference leaders in rebounds (8.4 rpg), blocks (62) and double-figure rebounding games (14). He raised his rebounding average by 5.3 rpg., the largest increase by a player in the last 39 years. Kelly made 27 starts and ranked in the top 10 in the ACC in blocks (52). He also had a string of 18 consecutive made field goals (second most in Duke history) during the year with seven of those coming from behind the three-point stripe. Miles Plumlee made 15 starts and grabbed second team ACC All-Tournament team honors after averaging 8.3 points and 6.7 rebounds per game in Greensboro.

STAFF

Steve Wojciechowski as a Blue Devil

Career Highs

Points	18 at North Carolina, 3/2/97
Rebounds	7 vs. UCLA, 2/22/98
Assists	11: 2x: last vs. North Carolina, 2/28/98
Steals	8 vs. Vanderbilt, 11/22/96
3PT Field Goals	6 at North Carolina, 3/2/97

Career Statistics

SEASON	GP-GS	MP	FG-FGA	PCT.	3PT-A	PCT.	FT-FTA	PCT.	REB.	AVG.	PF-DQ	AS	TO	BS	ST	TP	AVG.
1994-95	28-15	540	35-102	.343	27-76	.355	15-26	.577	40	1.4	54-0	81	42	0	18	112	4.0
1995-96	31-4	675	27-85	.318	19-68	.279	32-42	.762	64	2.1	71-1	84	38	0	29	105	3.4
1996-97	33-33	1032	66-149	.443	41-104	.394	56-73	.767	100	3.0	81-4	176	58	0	82	229	6.9
1997-98	36-36	1016	70-181	.387	54-139	.388	47-64	.734	87	2.4	80-1	164	64	0	74	241	6.7
Total	128-88	3263	198-517	.383	141-387	.364	150-205	.732	291	2.3	287-6	505	202	0	203	687	5.4

Duke's post trio of Ryan Kelly, Mason Plumlee and Miles Plumlee helped guide the Blue Devils to a 27-7 record, No. 2 seed in the NCAA Tournament and the Maui Invitational in 2011-12. The group combined to average 29.5 points and 21.7 rebounds per game with 118 blocked shots. Kelly raised his scoring average to 11.8 points per game, while shooting a team-high 40.8 percent (40-of-98) from three-point distance before missing the final three games of the year with a foot injury. Mason Plumlee, a third team All-ACC selection, ranked among the ACC leaders in double-doubles (12), rebounds (9.2 rpg.) and blocks (1.6 bpg.), while also averaging 11.1 points per game. He set a school-record with 60 dunks on the year and shot 57.2 percent (143-of-250) from the field. Miles Plumlee recorded 6.6 points and 7.1 rebounds per game to close out his career. He established a Coach K-era record with 22 rebounds, including nine offensive boards, in a Feb. 8 win over Maryland.

In 2012-13, Wojciechowski saw senior Mason Plumlee blossom into a dominating force on the interior. Plumlee averaged 17.1 points and 10.0 rebounds per game en route to earning second team All-America honors. He was also named Pete Newell Big Man of the Year by the NABC after shooting 59.9 percent from the field with a school-record 87 dunks. Ryan Kelly was also having a terrific senior season before suffering a foot injury early in January. Kelly returned in spectacular fashion with 36 points and seven three-point field goals in a March 2 win over fifth-ranked Miami. Kelly went on to earn honorable mention All-ACC honors despite appearing in just five league games.

"Wojo is a terrific coach and was instrumental in my development at Duke," said Plumlee. "He does a great job teaching the nuances of post play, while also pushing players to reach their full potential. He really helped me improve and grow as a player and as a person."

Following his 1998 graduation, Wojciechowski spent time playing professional basketball in Poland before returning to Duke. He spent 1999 as an intern in the Duke Management Company and as a sideline analyst for the Duke Radio Network's coverage of the Blue Devil basketball program.

Wojciechowski played a major role in the resurgence of Duke basketball over his last three years as a collegian. Following a difficult freshman campaign in which the Blue Devils went 13-18, Wojciechowski helped pace the program to a 74-26 mark over the next three seasons.

During his sophomore year, Wojciechowski appeared in all 31 games as the Blue Devils went 18-13 and earned a trip back to the NCAA Tournament. He started all 33 contests as the team's point guard during the 1996-97 campaign as the squad collected a 24-9 record, won the ACC regular season title with a 12-4 record, and advanced to the second round of the NCAA Tournament.

But it was the 1997-98 season that completed Duke's journey back to the top of college basketball. Wojciechowski was a tri-captain for a squad that advanced to the NCAA South Regional title game, finished with a 32-4 overall mark, collected 15 regular season ACC victories, and completed the regular season holding the nation's top ranking.

Along with being the top defensive player in the country his senior year, the two-time All-ACC choice also secured honorable mention All-America accolades from the AP.

Wojciechowski finished his career ranked in several of Duke's season and career top 10 lists. He collected the second-highest single season steal total in 1997 with 82 and followed that by tying the 13th-best figure in 1998 with 74. Wojciechowski ranks ninth in career steals with 203 and eighth in career assists with 505.

Wojciechowski is one of four former Blue Devil captains, joining Jeff Capel (associate coach), Nate James (assistant coach) and Jon Scheyer (special assistant) on Mike Krzyzewski's staff.

The Severna Park, Md., native is married to the former Lindsay Alder of Salt Lake City, Utah. The couple resides in Durham with their sons, Jack and Charlie.

Steve Wojciechowski Quick Facts

Birthdate August 11, 1976

High School Cardinal Gibbons, Severna Park, Md.

College Career Four-year letterman, Duke, 1995-98

College Degree B.A., Sociology, Duke, 1998

College Honors
 Tri-captain, 1998
 NABC National Defensive Player of the Year, 1998
 Associated Press Honorable Mention All-America, 1998
 Second team All-ACC, 1997
 Third team All-ACC, 1998

Coaching Career
 Assistant Coach, Duke, 2000-2008
 Associate Head Coach, Duke, 2008-present

STAFF





Jeff Capel

The Pagliuca Family
Associate Coach
3rd Season at Duke
Duke, 1997

Former Duke standout Jeff Capel joined the Duke staff as an assistant coach on May 6, 2011 after spending the previous nine years as the head coach at Virginia Commonwealth (2002-06) and Oklahoma (2006-11). He was promoted to associate coach in July of 2013 and will be working primarily with the guards.

Capel owns a 175-110 record as a head coach with three NCAA Tournament appearances, including a trip to the Elite Eight in 2008 with Oklahoma.

In two seasons at Duke, Capel has seen the program compile a 57-13 record with a 27-7 mark in the ACC. The Blue Devils have earned a No. 2 seed in the NCAA Tournament twice with a trip the Elite Eight in 2013.

Capel took over as court coach and scout with the USA Basketball Men's Senior National Team in July of 2013. He is expected to remain in that role through the 2013-16 quadrennium.

Last season, Capel helped guide Duke to a 30-win season and a 14-4 record in league play. The Blue Devils went 6-3 against AP top 25 teams with wins over No. 2 Louisville, No. 3 Kentucky, No. 4 Ohio State and No. 5 Miami. He saw the senior trio of Seth Curry, Ryan Kelly and Mason Plumlee combine to average 37.5 points and 17.8 rebounds per game. Curry and Plumlee both earned second team All-America honors as well as first team All-ACC accolades in 2013-14. Capel was also instrumental in the development of Quinn Cook. The sophomore point guard recorded 21 double-figure scoring games while averaging 11.7 points, 3.8 rebounds and 5.3 assists per game. Cook was named MVP of the Battle 4 Atlantis and was also a third team All-ACC pick by ACSMA.

In his first year back in Durham, the Blue Devils posted a 27-7 record, including a 13-3 mark in the ACC. Duke earned a No. 2 seed in the NCAA Tournament and finished the year with 10 wins over NCAA Tournament teams. Capel helped mentor a trio of All-ACC performers (Austin Rivers, Seth Curry and Mason Plumlee) in 2011-12.

He began his coaching career as an assistant coach under his father, Jeff Capel II, at Old Dominion University for the 2000-01 season. In 2001, he joined the coaching staff at VCU as an assistant and was promoted to head coach of the Rams for the 2002-03 season—making him, at the time, the youngest head coach in Division I men's college basketball (27 years old).

Capel guided the Rams to an 18-10 mark overall in 2002-03 to tie a school record for wins by a first year coach. VCU also went 12-6 in league play to finish second in the Colonial Athletic Association.

In 2003-04, VCU's CAA Tournament championship game victory over George Mason catapulted the Rams to the NCAA Tournament for the first time since 1996. The Rams lost in the first round to Chris Paul and Wake Forest, but not before putting a major scare into the fourth-seeded Demon Deacons, 79-78. VCU closed the year 23-8 overall and 14-4 in league play. The 23 wins were the most for the program since the 1995-96 season and marked the 11th 20-win season in school history.

Capel's 2004-05 squad finished 19-13 and competed in the National Invitation Tournament, marking just the third time in program history that VCU made consecutive postseason appearances. In his final year, Capel guided the Rams to a 19-10 record, including an 11-7 mark in league play.

Capel compiled a 79-41 (.658) record, including a 50-22 (.694) mark in the CAA, over four years as head coach at Virginia Commonwealth prior to being named the head coach at Oklahoma on April 11, 2006.

While at Oklahoma, Capel led the Sooners to a 96-69 (.582) record overall with two NCAA Tournament trips (2008 & 2009) and was a major factor in the recruitment and development of 2009 National Player of the Year Blake Griffin. Griffin would go on to become the first player from Oklahoma to be selected No. 1 in the NBA Draft, the 2011 NBA Rookie of the Year and the 2011 NBA Slam Dunk champion.

In his first year in Norman, Capel guided his squad to a 16-15 mark despite the departure of three key members of the recruiting class prior to his arrival.

Capel signed Griffin, a McDonald's All-American, in his first full recruiting class and the Sooners quickly showed vast signs of improvement. Oklahoma finished the year 23-12 overall and 9-7 in Big 12 play. The Sooners reached the semifinals of the Big 12 tournament and earned a sixth-seed in the 2008 NCAA Tournament. Capel earned his first NCAA Tournament victory with an opening round win over St. Joseph's before losing to third-seeded Louisville.

In 2008-09, Oklahoma experienced one of the best seasons in school history as the Capel-led Sooners finished 30-6 for the program's fifth 30-win season all-time and reached the Elite Eight of the NCAA Tournament. The Sooners opened the year 25-1 to reach No. 2 in the AP Poll before Griffin was sidelined for a week with a concussion suffered during a late February contest. Capel's Sooners were granted a No. 2 seed for the NCAA Tournament, and easily beat Morgan State, Michigan and Syracuse to reach the Elite Eight. Oklahoma fell to eventual NCAA champion North Carolina, 72-60, despite another outstanding performance from Griffin. The unanimous All-America selection and National Player of the Year finished the NCAA Tournament with 114 points and 60 rebounds, becoming the first player to reach such milestones in over 40 years.

With the early departure of Griffin as well as the graduation of two other starters, Oklahoma was left with an inexperienced although talented team for the 2009-10 season. With two returning starters and three McDonald's All-Americans on the roster the Sooners were ranked in the top 20 of the preseason polls. After a 13-9 start to the season, injuries and youth caught up to the Sooners as the team dropped its final nine games of the season to finish 13-18 overall.

Capel's roster was further depleted for the 2010-11 season as three highly recruited players left school early. In all the Sooners had to replace four of their top five scorers heading into Capel's fifth season at Oklahoma. Despite a roster that featured just two upperclassmen who would play more

STAFF

Capel's Career Head Coaching Record

Year	School	Overall	Conference	Notes
2003	VCU	18-10	12-6 (T-2nd)	—
2004	VCU	23-8	14-4 (1st)	NCAA Tournament
2005	VCU	19-13	13-5 (T-2nd)	NIT
2006	VCU	19-10	11-7 (5th)	—
		79-41	50-22	
2007	Oklahoma	16-15	6-10 (T-7th)	—
2008	Oklahoma	23-12	9-7 (T-4th)	NCAA Tournament
2009	Oklahoma	30-6	13-3 (2nd)	NCAA Elite Eight
2010	Oklahoma	13-18	4-12 (T-11th)	—
2011	Oklahoma	14-18	5-11 (T-10th)	—
		96-69	37-43	
Career Record (9 years)				175-110 (.614)
Conference Record				87-65 (.572)
NCAA Tournament Record				4-3 (.571)

Jeff Capel as a Blue Devil

Career Highs

Points	28 vs. Virginia, 1/14/95
Rebounds	10 at Virginia, 1/13/96
Assists	11 at North Carolina, 3/4/95
Steals	5; 2x: last vs. UNC Greensboro, 1/15/97
3PT Field Goals	5; 2x: last vs. Murray St., 3/14/97

Career Statistics

SEASON	GP-GS	MP	FG-FGA	PCT.	3PT-A	PCT.	FT-FTA	PCT.	REB.	AVG.	PF-DQ	AS	TO	BS	ST	TP	AVG.
1993-94	34-28	899	109-238	.458	32-76	.421	42-64	.656	93	2.7	64-0	108	68	3	21	292	8.6
1994-95	31-29	912	144-323	.446	63-137	.460	36-56	.643	84	2.7	67-2	126	113	5	32	387	12.5
1995-96	31-31	1083	185-492	.376	73-221	.330	71-93	.763	122	3.9	71-3	114	73	5	25	514	16.6
1996-97	33-18	880	142-309	.460	52-119	.437	72-116	.621	91	2.8	68-3	85	74	5	32	408	12.4
Total	129-106	3775	580-1362	.426	220-553	.398	221-327	.676	390	3.0	269-8	433	328	18	110	1601	12.4

than 10 minutes per game and two players taller than 6-foot-7, the Sooners battled to a 14-18 record on the year. Seven of Oklahoma's top eight scorers on the season were freshmen or sophomores, and those seven players accounted for 70 percent of the team's points on the year.

Capel also has coaching experience on the international level with USA Basketball. In the summer of 2010, he led a USA team featuring Kyrie Irving and Austin Rivers to a 5-0 record and the gold medal at the FIBA Americas U18 Championship in San Antonio, Texas. He was also an assistant coach on a gold-medal-winning USA Men's World University Games Team that featured Duke's Shelden Williams and went 8-0 in Turkey in 2005.

Following his career at Duke, Capel played professionally for two years. He spent the 1997-98 season playing for the Continental Basketball Association's Grand Rapids Hoops. In 1999-2000, he played in France before returning to Grand Rapids. Capel was also drafted in 1997 by the Raleigh Cougars of the USBL.

During his successful playing career as a Blue Devil, Capel racked up 1,601 points, 433 assists and 220 three-point field goals. He finished his career among Duke's all-time leaders in minutes played, three-point field goal percentage, three-point field goals and assists. He was a four-year starter for the Blue Devils, helping the team to an 83-46 record and a trip to the 1994 NCAA Championship game. Capel started 28 games as a freshman for a Duke squad that lost to Arkansas in the 1994 national championship game, 76-72.

On February 2, 1995 in the regular season game played at home against North Carolina, with Duke trailing 95-92 at the end of the first overtime, Capel hit a running 40-foot shot at the buzzer which sent the game into double-overtime. Although Duke lost the game 102-100, Capel's shot was hailed as one of the most memorable plays in Duke basketball history and it was nominated for an ESPY Award for College Basketball Play of the Year.

Capel led the Blue Devils in scoring as a junior (16.6 ppg.) and helped Duke to a No. 8 final AP ranking as a senior. He averaged 26.5 points over Duke's two NCAA Tournament games in 1997, the same season he was named an Academic All-ACC selection.

A standout prep performer, Capel was named the 1993 North Carolina High School Player of the Year after averaging 23.8 points, 5.1 rebounds and 7.7 assists for 31-1 state champion Fayetteville South View. He also set school career records for points (2,066), rebounds (668) and assists (663).


Capel, who graduated from Duke with a bachelor's degree in history in 1997, and his wife, Kanika, married in 2003. They have two daughters, Cameron and Sydney, and a son, Elijah.

Capel's younger brother, Jason, was a four-year starter at North Carolina and is currently the head coach at Appalachian State.

Jeff Capel Quick Facts

Birthdate	February 12, 1975
High School	South View, Hope Mills, N.C.
College Career	Four-year letterman, Duke, 1994-97
College Degree	B.A., History, Duke, 1997
College Honors	Co-captain, 1996 & 1997 Third team All-ACC, 1996 NCAA Tournament All-South Regional Team, 1994 Great Alaska Shootout All-Tournament Team, 1995 All-ACC Academic Team, 1997
Coaching Career	Assistant Coach, Old Dominion, 2000-01 Assistant Coach, Virginia Commonwealth, 2001-02 Head Coach, Virginia Commonwealth, 2002-2006 Head Coach, Oklahoma, 2006-2011 Assistant Coach, Duke, 2011-2013 Associate Coach, Duke, 2013-present

STAFF





Nate James

The Steve & Judy Pagliuca
Assistant Coach
Seventh Season at Duke
Duke, 2001

Former Duke standout Nate James has been a member the Blue Devils' staff since the 2007-08 season, serving as an assistant strength and conditioning coach for one year and spending three seasons as an assistant coach prior to being named a special assistant on April 8, 2011. James returns to his role as assistant coach for the 2013-14 season after the departure of former associate head coach Chris Collins.

James, a Washington, D.C., native, is among former Duke standouts Steve Wojciechowski (associate head coach), Jeff Capel (associate coach) and Jon Scheyer (special assistant) who are former Blue Devil captains on Mike Krzyzewski's staff.

"This will be a seamless transition for the Duke Basketball program," Krzyzewski said when James was promoted to assistant coach on March 27, 2013. "Having served in an assistant coaching role previously, Nate is the perfect choice for this position. He has been a valuable member of our program since his playing days and he has certainly earned this opportunity."

As an assistant coach from 2008-2011, James helped the Blue Devils to a 95-17 record with three ACC Tournament titles and the 2010 NCAA Championship. Although his new role will not include on-court coaching, he will continue to assist the staff in developing game strategies, breaking down game film, planning practices and contributing in staff meetings.

In 2010-11, James helped guide Duke to its third straight ACC title and the program's 12th 30-win season. He assisted in the development of both perimeter and post players, particularly sophomores Andre Dawkins, Ryan Kelly and Mason Plumlee. The trio more than doubled its production from 2009-10, combining to average 21.9 points and 14.0 rebounds per game while shooting 52.8 percent (307-of-581) from the field.

As a coach who had won a national championship as a player in 2001, James' insight helped the Duke squad as it made its run to the national championship in 2010 along with ACC Tournament, ACC Regular Season and NIT Season Tip-Off titles. In the 2009-10 season, James helped guide one of the nation's top defenses as the Blue Devils held opponents to 61.0 points per game. Duke ranked 14th out of 334 teams in rebounding margin, mainly due to the improvement of the post players under James and Wojciechowski. One of those post players, senior Brian Zoubek, set the school record for offensive rebounds in a single season with 143. The other starter on the inside, senior Lance Thomas, was named to the ACC All-Defensive team by the coaches and the media.

In his first season as a Duke assistant coach, James worked with the inside players. He helped coach Kyle Singler to second team All-ACC honors as he became only the sixth sophomore in Duke history to reach 1,000 career points. Singler averaged 16.5 points and 7.7 rebounds per game on his way to earning honorable mention All-America honors by the Associated Press.

James played in 135 games from 1997-2001 with 63 starts. He scored 1,116 points, had 500 rebounds and shot 47.3 percent from the floor. While known mostly for defense and rebounding, he also hit 111 career three-pointers. Duke won or shared the ACC regular-season championship in all five years that he was on the team, a feat achieved by no other player in league history.

James brought a warrior mentality to the court that set an example for his teammates and contributed to many victories. Sometimes that meant scoring, as in the 26 points he had against Texas to help Duke win the 2001 Preseason NIT or the career-high 27 that he scored at Clemson later that

Nate James Quick Facts

Birthdate	August 7, 1977
High School	St. John's at Prospect Hall, Washington, D.C.
College Career	Four-year letterman, Duke, 1996-2001
College Degree	B.A., Sociology, Duke, 2001
College Honors	Co-captain, 2000, 2001 Third Team All-ACC, 2001 Second Team ACC All-Tournament, 2000, 2001 Glenn E. "Ted" Mann Jr. Award, 1999
Coaching Career	Asst. Strength & Conditioning Coach, Duke, 2007-08 Assistant Coach, Duke, 2008-11 Special Assistant, Duke, 2011-13 Assistant Coach, Duke, 2013-present

year on 10-of-14 shooting. James' warrior spirit usually showed in the way he went after loose balls and rebounds, the way he defended, the way he attacked weight training workouts – all activities that led one publication to name him the ACC's most underrated player in 2001. ACC coaches, meanwhile, named him to the league's all-defensive team, while the media voted him third team All-ACC as a senior.

Three of James' most noteworthy moments were against Maryland in 2001. In the final seconds at College Park, not far from his home, he hit a pair of free throws in the face of an antagonistic crowd to send the game into overtime. In the ACC semifinals, his penchant for finding offensive rebounds led to the winning tip-in just moments before the final buzzer. And in the second half of the NCAA semis in 2001, James stepped up to lock down Juan Dixon, who had torched the Blue Devils for 16 first half points. Dixon scored just three points in the second half as Duke rallied from a large deficit for the win.

One of his most significant contributions to the 2001 NCAA crown was the way he handled his move out of the starting lineup late in the year. James had started 29 straight games heading into the regular season finale against North Carolina. But Mike Krzyzewski wanted to rework his lineup after an injury to Carlos Boozer, so he decided he needed James to come off the bench. James accepted the move and played over 24 minutes per game in Duke's nine postseason victories. James' unselfishness prompted head coach Mike Krzyzewski to state that James may have been the biggest winner of all: "When he walked off the court in Minneapolis, he was not just a champion in basketball – Nate James was a champion in life."

A 2001 Duke graduate, James scored over 1,000 career points as a member of the program from 1996-2001. He helped the Blue Devils to a 71-9 ACC regular season record and is the only player in ACC history with five straight regular season conference titles (he redshirted in 1998 after playing in six games).

James, a two-time team captain, played on a pair of Final Four teams, including Duke's 2001 NCAA Championship squad. As a senior, James averaged 12.3 points, 5.2 rebounds and 1.6 steals per game while helping the Blue Devils to a 35-4 record. He earned All-ACC and ACC All-Defensive team honors in his 2001 senior season.

With 117 career victories James is among the winningest players in school history, ranking tied for sixth with Danny Ferry. Duke posted a winning percentage of .867 (117-18) with James on the court, placing him sixth on the career list. Along with his five regular season ACC championships, he was also a member of three ACC Tournament Championship squads at Duke.

Nate James as a Blue Devil

Career Highs

Points	27 at Clemson, 2/7/01
Rebounds	10 at Virginia, 2/11/99
Assists	7 vs. USC, 11/27/99
Steals	5; 3x: last vs. Maryland, 2/27/01
Blocks	3 vs. Campbell, 1/13/97

Career Statistics


SEASON	GP-GS	MP	FG-FGA	PCT.	3PT-A	PCT.	FT-FTA	PCT.	REB.	AVG.	PF-DQ	AS	TO	BS	ST	TP	AVG.
1996-97	17-1	144	15-36	.417	5-16	.313	11-20	.550	34	2.0	16-0	8	14	4	8	46	2.7
1997-98	6-0	41	6-14	.429	2-5	.500	7-9	.778	9	1.5	5-0	0	6	1	4	21	3.5
1998-99	39-0	573	69-152	.454	15-52	.288	43-65	.662	102	2.6	52-1	34	53	6	26	196	5.0
1999-00	34-33	970	136-290	.469	46-122	.377	55-77	.714	128	4.3	71-3	63	63	8	47	373	9.1
2000-01	39-29	1085	161-326	.494	43-137	.314	115-144	.799	202	5.2	78-0	42	63	8	62	480	12.3
Total	135-63	2813	387-818	.473	111-331	.335	231-315	.733	500	3.7	222-4	147	199	27	147	1116	8.3

James made his mark on the Duke records book as a player. He is one of 60 players in school history to score over 1,000 career points and now ranks 50th on the all-time list with 1,116 points in his career. In 135 career games he averaged 8.3 points and 3.7 rebounds per game while shooting .473 (387-of-818) from the field. He is one of 45 players in Duke history with 500 career rebounds and ranks 23rd all-time at Duke with 147 career steals.

Following his career at Duke, James played professionally in the United States and overseas from 2002-2007. After being named the Carolinas Basketball League Most Valuable Player in 2003, James spent various parts of the next five seasons playing in Bosnia, Brazil, France, Germany, Greece, Holland, Hungary, Italy, Japan, Philippines, Poland and Russia. He was also with the Philadelphia 76ers during their training camp in 2004.

In the off-season, James has directed a summer basketball camp with former Blue Devil Chris Carrawell in Durham. The camp teaches the importance of fundamentals in the game of basketball and life.

James earned his degree in sociology with a minor in African-American studies in 2001. He is married to Bobbi Baker-James and currently resides in Durham. The couple has one son, Nathaniel Drake James III.



STAFF



Jon Scheyer

Special Assistant
First Season at Duke
Duke, 2010

Former Duke All-America Jon Scheyer joined the Blue Devil coaching staff as a special assistant on April 29, 2013 after spending the previous three years playing professionally.

Scheyer is among former Duke standouts Steve Wojciechowski (associate head coach), Jeff Capel (associate coach) and Nate James (assistant coach), who are former Blue Devil captains on Mike Krzyzewski's staff.

"Jon is one of the amazing champions we've had in this program and he's certainly one of the greatest young men to ever wear the Duke uniform," Krzyzewski said. "He's universally loved by Duke fans. It is incredibly exciting to be part of his journey to become a coach. Jon will add all the things he brought to Duke as a player, this time as a member of our staff."

Scheyer, who lettered at Duke from 2007-10 and helped lead the Blue Devils to two ACC Championships and the 2010 NCAA Championship, will step into the special assistant position formerly occupied by Nate James, who was promoted to assistant coach in April. Scheyer's duties as special assistant will include assisting the coaching staff in developing game strategies, breaking down game film, planning practices and contributing in staff meetings.

A native of Northbrook, Ill., Scheyer concluded his career as the only player in school history to record at least 2,000 points, 500 rebounds, 400 assists, 250 made three-point field goals and 200 steals. He averaged 14.4 points per game while scoring in double figures 114 times (fifth-most in school history) and leading the Blue Devils to a 115-29 record, including a 45-19 mark in ACC play.

Scheyer, a two-time team captain, scored 2,077 career points to rank 10th on Duke's all-time scoring list. He also ranks third all-time at Duke in made free throws (608) and free throw percentage (.861), fourth in three-point field goals (297) and three-point field goal attempts (780) and sixth in free throw attempts (706). He played in 144 consecutive games, tied for the second-longest streak in school history.

As a senior during the 2009-10 season, Scheyer took over starting point guard duties for the Blue Devils and averaged 18.2 points, 4.9 assists and 1.6 steals per game to guide Duke to its fourth national championship. He was a consensus second team All-America, first team All-ACC, first team ACC All-Tournament, NCAA South Region All-Tournament and NCAA All-Final Four Team selection after guiding the Blue Devils to a 35-5 record. Duke closed the season with 10 straight wins and victories in 18 of its final 19 games.

Scheyer started all 40 contests on the season, averaging a team-high 36.8 minutes and also leading Duke in scoring (18.2), minutes played (1,470), three-point field goals made (110), free throws made (194), free throw percentage (87.8), assists (194) and steals (65). He scored in double figures 38 times with 17 games of 20 or more points and two 30-point games. His 38 double-figure scoring games rank tied for third most in a season by a Duke player.

Scheyer joined Danny Ferry and Jim Spanarkel as the only players in school history to have at least 30 points, eight rebounds and eight assists in a single game on Dec. 15, 2009 when he had 36 points, eight rebounds and nine assists in a 113-68 win over Gardner-Webb. He went 11-of-13 from the field, including 7-of-9 from three-point range and 7-of-7 from the free throw line in the contest. Scheyer also became the first Duke player ever to score over 35 points in 30 or fewer minutes played in that game.

Jon Scheyer Quick Facts

Birthdate	August 24, 1987
High School	Glenbrook North, Northbrook, Ill.
College Career	Four-year letterman, Duke, 2007-2010
College Degree	B.A., History, Duke, 2010
College Honors	Co-captain, 2009, 2010 Consensus Second team All-America, 2010 All-NCAA Final Four Team, 2010 First Team All-ACC, 2010 NCAA Tournament All-South Region, 2010 ACC Tournament MVP, 2009 All-Preseason NIT, 2009 First Team ACC All-Tournament, 2009, 2010
Coaching Career	Special Assistant, Duke, 2013-present

Scheyer elevated his play over the final four games of the NCAA Tournament, averaging 19.0 points, 4.5 rebounds, 4.8 assists and 1.3 steals per game to lead Duke to its fourth championship. He had 18 points, five rebounds and four assists in a Sweet Sixteen win over Purdue and followed with 20-5-4 with five three-point field goals in a win over Baylor to move Duke to the Final Four in Indianapolis. Scheyer knocked down five more three-pointers and finished with 23 points, six assists and no turnovers in a 21-point victory over West Virginia before capping off his career with 15 points, six rebounds, five assists and two blocks in a 61-59 title game win over Butler.

As a junior, Scheyer averaged 14.9 points, 3.6 rebounds and 2.8 assists, while making 79 three-point field goals and helping Duke to a 30-7 record and the ACC Championship. He garnered ACC Tournament MVP honors after averaging 21.7 points and 4.0 rebounds per game in wins over Boston College, Maryland and Florida State. Scheyer tallied 29 points in the title game on 6-of-10 shooting from the field (4-of-6 from three-point range) and 13-of-15 shooting from the free throw line.

Scheyer was also a double-figure scorer in each of his first two seasons in Durham. He scored 799 points combined during his freshman and sophomore seasons, while making 108 three-point field goals. As a freshman, Scheyer was named ACC Rookie of the Week three times and earned ACC All-Freshman Team honors averaging 12.2 points and 3.3 rebounds per game. He also made 61 three-point field goals, third-most by a freshman at Duke.

Coming out of high school, Scheyer earned McDonald's All-America and first team Parade All-America honors in 2006 after averaging 32 points, six rebounds, five assists and three steals for Glenbrook North. Already recognized as an elite scorer, Scheyer's legend grew when he scored 21 points in 75 seconds at the Proviso West Holiday Tournament as a senior. He went on to close his career as the fourth-leading scorer in Illinois High School basketball history with 3,034 points. He is also the only player in Illinois history to rank in the top 10 all-time in points, steals and assists.

A two-time Gatorade Illinois Player of the Year and three-time all-state selection, Scheyer was named to the 100 Legends of Illinois Basketball in 2007.

Following his graduation from Duke in 2010, Scheyer played professionally with the Rio Grande Valley Vipers in the NBA Developmental League and overseas with the Maccabi Tel-Aviv and Gran Canaria organizations. His professional career was jeopardized in 2010 when he suffered a serious eye injury in an NBA Summer League game with the Los Angeles Clippers.

Jon Scheyer as a Blue Devil

Career Highs

Points	36 vs. Gardner-Webb, 12/15/09
Rebounds	12 vs. Pittsburgh, 12/20/07
Assists	11 vs. Penn., 12/31/09
Steals	5, four times, last vs. Virginia, 2/28/10
3-Pt FG	7 vs. Gardner-Webb, 12/15/09
Free Throws	13, two times, last vs. FSU, 3/15/09

Career Statistics

SEASON	GP-GS	MP	FG-FGA	PCT.	3PT-A	PCT.	FT-FTA	PCT.	REB.	AVG.	PF-DQ	AS	TO	BS	ST	TP	AVG.
2006-07	33-32	1112	113-284	.398	61-167	.365	115-136	.846	110	3.3	57-1	61	52	5	39	402	12.2
2007-08	34-1	963	115-259	.444	47-121	.388	120-135	.889	134	3.9	56-0	83	37	9	46	397	11.7
2008-09	37-35	1214	146-368	.397	79-205	.385	179-214	.836	134	3.6	62-0	102	57	6	58	550	14.9
2009-10	40-40	1470	212-531	.399	110-287	.383	194-221	.878	144	3.6	54-0	194	65	10	65	728	18.2
Total	144-108	4759	586-1,442	.406	297-780	.381	608-706	.861	522	3.6	229-1	440	211	30	208	2,077	14.4

STAFF



Pat Thompson

Director of Basketball Operations
Third Season at Duke
Duke, 2011

Pat Thompson begins his second season as Director of Basketball Operations and his third year on staff. In this role, Thompson is responsible for a wide array of tasks that are critical to the operation of the Duke Basketball team.

Thompson works in conjunction with the coaching staff, support staff, Legacy Fund team, compliance office, sports information office, and facilities office on a daily basis to ensure that all tasks are accomplished in a timely manner. He coordinates with college basketball executives at Nike to supply the team with the equipment and apparel needed for each season, while also managing the logistics associated with a 40-person basketball program to include scheduling all team practices, meals, and meetings, determining itineraries for all travel, and disseminating information to multiple echelons of the team and athletic department.

In addition to his in-season responsibilities, Thompson also functions as the commissioner for the annual K Academy, a five-day fantasy basketball camp for business executives to experience life as a Duke Basketball player. He also serves as the assistant director for the Coach K Basketball Camps, which host 2,100 campers from around the world each summer.

Thompson currently serves as the senior intelligence officer for the 422nd Civil Affairs Battalion, Greensboro, N.C., in the United States Army Reserve. He earned his commission as a Second Lieutenant through Duke University's Army ROTC program. Since his promotion to First Lieutenant in October 2012, Thompson has been recognized as one of the best junior officers in his battalion. He is a graduate of the U.S. Army's Human Intelligence Operations course, where he was chosen to serve as the class leader in a classified intelligence gathering simulation based on real events from Afghanistan. Thompson also graduated from the 16-week Basic Officer Leaders Course for Military Intelligence at Ft. Huachuca, Ariz. in May 2012. During his time at Ft. Huachuca, Thompson earned the German Armed Forces Proficiency Badge in Gold for completing a series of physical tests at the highest possible standard. He also earned the Army Achievement Medal in recognition for his writings on counterterrorism and counterinsurgency. He graduated from the United States Army's Airborne School at Ft. Benning, Ga. in August 2011, earning the Army Parachutist Badge.

Thompson, a Hamilton, N.J. native, joined the Duke Basketball staff as the Graduate Assistant in 2011 and graduated from Duke University's Divinity School in May 2013 with an M.A. in Christian Studies. He earned a B.A. in Public Policy Studies from Duke University's Sanford School of Public Policy in May 2011.

During his time as an undergraduate, Thompson served as a four-year student manager with the Duke Basketball team, earning the Gopal Varadhan Senior Manager Award after the 2010-2011 season. During his senior year, Thompson was recognized by The UPS Store as one of the top four student managers in the nation. In addition to his responsibilities with basketball as an undergraduate, Thompson served as a cadet in Duke's Army ROTC program and earned the prestigious General George C. Marshall national award in recognition for his commitment to excellence in Army ROTC.

Thompson is single and resides in Durham.



Col. Tom Rogers
Special Assistant

Col. Tom Rogers, formerly an assistant basketball coach for Mike Krzyzewski, is still involved with the Duke basketball program as a special assistant.

Rogers graduated from the U.S. Military Academy in 1947 and served in the Army until 1977, when he retired as a colonel. Before coming to Duke, he served as an officer representative, basketball advisor and recruiting coordinator for

all sports at West Point.



William Stephens

Strength & Conditioning Coach
16th Season at Duke
N.C. Central, 1987

Strength and conditioning coach William Stephens is in his 16th season with the Duke athletics program. Stephens is the strength and conditioning coordinator for men's and women's basketball.

Stephens is a native of Whiteville, N.C. A 1983 graduate of West Columbus High School in Cerro Gordo, N.C., Stephens was a Three Rivers first team All-Conference offensive lineman in 1982. He graduated from N.C. Central University in 1987 with a degree in criminal justice. Stephens worked 13 years in law enforcement before moving into athletics. He was an accomplished weightlifter, as he was a three-time State Drug-Free Powerlifting champion from 1991-93. He also held the state record in the deadlift (661 lbs.) in 1993 and won a gold medal at the World Championships for Law Enforcement in 1994.

Stephens, his wife Nancy, and his son, William (P.J.) reside in Morrisville.



Kenny King

The Steve & Melinda Duncker Academic Support Director / Student Life & Campus Relations Coordinator
12th Season at Duke
Duke, 2000

Kenny King enters his 12th year working with the Duke basketball program on a full-time basis. King returned to his alma mater during the summer of 2002 as the basketball program's academic and recruiting coordinator. While his primary focus remains the team's academic endeavors, his role in 2007-08 was broadened to include all aspects of student life.

King's main responsibilities include class scheduling, tutoring, time management and long-term academic and career planning, and serving as the liaison for campus affairs. As the scope of the program has become more global, King continues to strengthen communication between the undergraduate faculty while expanding his reach to include the graduate, professional and international communities. In addition to his academic and campus duties, King is also involved in Duke's day-to-day basketball operations. He assists the Blue Devil coaching staff with various recruiting responsibilities and the coordination of the Coaches' Clinic. King also assists with the direction of Mike Krzyzewski's basketball camp and the K Academy.

King served four years as a student manager at Duke from 1996-2000. Following his graduation in 2000, King worked at Morgan Stanley for two years as an Analyst in the Fixed Income Division both in their New York and London offices.

King, a native of Harrison, N.Y., graduated cum laude from Duke with a Bachelor of Science degree in economics and minor in chemistry. He also earned his MBA from Duke's Fuqua School of Business in the spring of 2008. A graduate of Iona Preparatory School, King and his wife, the former Robin Hutchison, have three sons, John Kenny III "Jack", William and Alexander and one daughter, Katherine.

STAFF



Kevin Cullen

Director of Information Technology
Sixth Season at Duke
Duke, 2007

Kevin Cullen, a 2007 Duke graduate, enters his first year as director of information technology after serving the previous five years as Duke Basketball's video coordinator. In this role, he is responsible for overseeing all aspects of the team's film and video needs, including opponent scouting, coordinating film exchange, managing

the video room and supplying coaching staff with game film. Cullen also works in coordination with the director of basketball operations to help perform administrative duties and assists at the K Academy and Coach K Basketball camps.

Cullen joined the program after spending one year as a support manager with Sportstec, USA. In his previous position, he trained Sportstec customers to use the software and develop workflows to enhance the product. He also managed customer accounts in the Southeast United States and developed the platform for Sportstec's future user interface.

A Durham, N.C., native, Cullen was a student manager and assistant video coordinator for the men's basketball program as an undergraduate. In addition to assisting the staff and team with logistics relating to practice, scouting, games and travel, he worked closely with the director of basketball operations to coordinate all video needs for the staff. He was the 2007 recipient of the Gopal Varadhan Senior Manager award.



Casey Stevenson

Assistant Video Coordinator
Second Season at Duke
Duke, 2012

Casey Stevenson begins his first season as assistant video coordinator after acting as an operations assistant for the Duke men's basketball program for the 2012-13 campaign. In this role, he works closely with the director of technology to fulfill all aspects of the team's film and video needs, including opponent scouting, coordinating

film exchange, managing the video room and supplying coaching staff with game film.

Stevenson also works in conjunction with the directors of the Coach K Basketball Camp and the K Academy during the offseason.

A Raleigh, N.C., native, Stevenson graduated from Duke in 2012 with a degree in international comparative studies with a certificate in markets & management studies. As an undergraduate, Stevenson was a manager on the basketball team for two seasons. He also played on the club basketball team during his freshman and sophomore years.

Stevenson played high school basketball and soccer at Ravenscroft and was a teammate of former Blue Devil Ryan Kelly. He is the fifth member of the Stevenson family to graduate from Duke. His older brother, Kevin, was a four-year letterwinner on the Duke soccer team and a captain as a senior in 2007.

Stevenson is single and resides in Durham.



Scott Lamson
Senior Manager



Jamie Stark
Senior Manager



Jose Fonseca

Athletic Trainer

Jose Fonseca is in his 10th year as basketball athletic trainer at Duke University. Fonseca arrived at Duke after spending two seasons in a similar role at University of Nebraska, where he also assisted with the Cornhuskers' nationally-ranked football program.

Prior to Nebraska, he was the athletic trainer for men's basketball and baseball at East Tennessee State University from 1999-2002.

Originally from San Salvador, El Salvador, Fonseca earned a bachelor's degree in exercise and sports science with an emphasis in athletic training at The Pennsylvania State University in 1997. He returned to Penn State to earn his master's degree in kinesiology in 1999.

He is married to the former Janna Cinnamon of Omaha, Neb. The couple has one son, Pedro "Pete" and one daughter, Alexis.



Nick Potter

Asst. Director of Athletic Rehabilitation

Nick Potter is in his eighth year as the assistant director of athletic rehabilitation at Duke University. In addition to providing rehabilitation for Duke athletes, he is an instructor in the doctor of physical therapy program in Duke's School of Medicine.

Potter entered his current position after completing the sports physical therapy fellowship at Duke Sports Medicine. Prior to his fellowship,

he completed a combined orthopedic residency/manual therapy fellowship at Sports Medicine of Atlanta.

Originally from Buffalo, N.Y., Potter earned his bachelor's degree in sports medicine with emphases in athletic training and pre-physical therapy at Mercyhurst College in 2001. He was a four-year letterman on the men's soccer team, helping the Lakers to four GLIAC Championships and a NCAA national semifinal appearance in 1998. Potter earned his doctorate in physical therapy from Duke in 2004.



Duke Basketball Returning Managers: Front Row (L-R) – Graham Vehovec, Mike Sotsky, Maddy Mumma, Derek Rhodes, Ian McKiernan; Back Row (L-R) – Scott Lamson, Sean Kelly, Jamie Stark, Ryan Kelly, Alessandro Sant'Albano



Jon Jackson
Associate AD/External Affairs

Jon Jackson was named Associate Athletics Director for External Affairs in August of 2013 after serving as Associate Athletics Director for Media Relations & Public Affairs since 2009. Jackson oversees Duke Athletics' marketing, ticket operations, digital media, sports information and video operations departments. Additionally, he is responsible for Duke Athletics' strategic communication, including that of its highly visible and successful men's basketball program. Jackson handles media activities specifically relating to Duke Head Basketball Coach Mike Krzyzewski. He serves as the department's liaison with campus communication groups and is the administrator for the Blue Devils' wrestling program.

Jackson was named Duke Sports Information Director in January 2000 and remained in that position for eight years. He arrived at Duke after serving as an Assistant Athletics Director for Communication at Southern Methodist University in Dallas. While at SMU, Jackson oversaw the media efforts for all 17 of the school's intercollegiate sports and was the primary contact for the Mustang football and men's basketball programs. He began his SMU career as an Assistant Sports Information Director in 1991.

Jackson went to SMU after working for one year as a Staff Assistant at the University of Florida in 1990-91 and three years as a student assistant at the Penn State University SID office. He also interned with the United States Olympic Committee during the summer of 1990. A native of Lebanon, Pa., Jackson graduated from Penn State with distinction in 1990 with a B.A. degree in mass communications.

Jackson and his wife Cheryl reside in Durham. He has two children – daughter Kailey and son Evan.



David Bradley
Recruiting Coordinator / Director of Relations

David Bradley, a 2004 Duke graduate, enters his 10th year as Duke basketball's recruiting coordinator and his first as director of men's basketball relations.

Bradley coordinates the team's recruiting efforts in collaboration with the coaching staff, assists in marketing Duke basketball, Coach K and the Duke Legacy Fund, and creates a variety of team publications.

In addition, Bradley manages the team's Blue Planet brand, which includes producing the team magazine, designing and maintaining the team's website, helping coordinate various video features and managing social media efforts for Duke Blue Planet.

The West Simsbury, Conn., native earned his bachelor's degree from Duke in sociology while minoring in political science, and he graduated cum laude with honors in sociology. In addition, he assisted the director of basketball operations with all aspects of the recruiting process.

Bradley is engaged to Duke assistant director of athletics for business operations Gina Rosser and resides in Durham.



Gerry Brown
Executive Assistant to Mike Krzyzewski

Gerry Brown begins her 27th season with Duke Basketball and her 19th season as Coach Krzyzewski's assistant. She works closely with numerous senior university and athletic administrators and the Duke basketball staff in coordinating coach Krzyzewski's calendar and assists Coach K with all of his travel and recruiting responsibilities. Brown is also in charge of coordinating all of Coach Krzyzewski's autograph requests in addition to the ticket requests that the basketball office receives and those of the coaching staff and players.

This is her 30th year working at Duke University. She has also worked for the Physical Education Department and the Athletics Ticket Office.

Brown and her husband, Philip, reside in Durham. They have two grown children, Philip and Megan, and a grandson, August Noah Brown.



Laura Ann Howard
Administrative Assistant

Laura Ann Howard is in her 23rd season in the Duke basketball office as an administrative assistant. She works closely with the Blue Devil assistant coaches, assisting them with their schedules, travel and recruiting responsibilities. Howard coordinates administrative duties involving the Duke basketball staff and players. She is also in charge of coordinating all player autograph requests.

Howard and her husband, Steve, reside in Durham with their two daughters, Rachel Ann and Emma, and their son, Jake.



Lindy Frasher
Performance Development Coordinator

Lindy Frasher begins her 11th season working with the Duke basketball team.

Under the supervision of Dr. Keith Brodie, Frasher provides guidance and support to student-athletes, instructs them on performance enhancement techniques and consults with the coaching staff to evaluate the team's progress and well-being. Frasher is visible at the team's practices and at coaches' meetings to give the student-athletes and staff a non-basketball perspective on the development of the team.

In addition to her responsibilities at Duke, she begins her sixth year as psychology instructor and student advisor at Durham Academy.

Frasher graduated magna cum laude from Wake Forest University in 1999 with a B.S. in psychology and minors in Spanish and theater. She earned her master's degree in clinical psychology from Pepperdine University in 2001.

The middle daughter of Mike Krzyzewski, Frasher and her husband, Steve, reside in Durham. They have three sons, Quin, Remington and Caden.



Dave McClain
Director of Athletic Equipment

Dave McClain enters his 20th year with the Duke athletics department. He works with the men's basketball program, olympic sports, intramurals, club sports and physical education classes as the equipment manager.

He is responsible for the organization and upkeep of the team's uniforms and equipment for both practices and games.

McClain, a native of Mooresville, N.C., is a 1988 graduate of Clemson University with a bachelor of science degree in industrial education.

McClain and his wife, Lisa, have two children, Ashley and Kristin. The McClain family resides in Mebane.

STAFF



Matt Plizga

Associate Sports Information Director

Matt Plizga enters his 13th year as a member of the Duke Sports Information Department. He joined the SID staff as an intern in 2001 and was promoted to assistant sports information director during the spring of 2003. Plizga was promoted to associate sports information director in 2007 and handles all media activities relating to the men's basketball and men's golf programs.

During his tenure at Duke, Plizga has also worked with the football, women's lacrosse, field hockey, fencing, rowing, volleyball, women's basketball and wrestling programs.

Plizga graduated from Penn State Erie - The Behrend College in 1999 with a bachelor of arts degree in communication studies. He was a four-year letterman on the men's basketball team, helping the Lions to the 1999 ECAC Championship. As an undergrad, Plizga performed an internship in the sports information office and was the sports editor of the school paper for three years.

Upon graduation, he served a two-year graduate assistantship at Edinboro University, earning a master's degree in speech and communication studies. At Edinboro, he worked with the volleyball, women's basketball and softball programs, while also assisting with men's basketball, football, wrestling and baseball. Plizga also worked the sports desk at the Erie Daily Times and did other freelance work for various sports publications during grad school.

A Windsor, Ohio, native, Plizga resides in Durham with his wife, Erin, and their two sons, Zander and Zachary.



Chris Cook

Assistant Sports Information Director

Chris Cook joined the Duke sports information staff in July of 2007 as a sports information staff assistant and was promoted to assistant sports information director in July of 2008.

Cook currently serves as the secondary contact for the football and men's basketball programs and as the primary contact for the fencing and rowing programs. He is also the editor of the Duke Football Gameday Program and was the primary contact for Duke's baseball and volleyball teams from 2007-11.

Cook has twice served as the media coordinator for the first and second rounds of the NCAA Volleyball Tournament, doing so in 2007 and 2010. Additionally, he was twice honored as the East Region recipient of the American Volleyball Coaches Association's Grant Burger Media Award, receiving that recognition in 2010 and 2011.

Anative of Charleston, S.C., Cook is a 2006 graduate of Wofford College where he studied English. Following graduation, he joined the Wofford sports information staff as a sports information assistant and served as the primary media contact for the baseball, men's and women's tennis, volleyball, men's and women's track and field and cross country teams, while also working with the football, men's basketball and women's basketball teams. Additionally, he served as the editor of the Wofford Football Gameday Program.

In addition, he served stints with the Charleston Post & Courier, Spartanburg Herald-Journal and Wofford's student newspaper, The Old Gold & Black.

Cook and his wife, Mary Jane, have a daughter, Susan, and currently reside in Hillsborough, N.C.

STAFF

Duke Basketball Endowed Scholarships

Grant & Tamia Hill Scholarship

2001	Nate James
2002	Mike Dunleavy
2003	Dahntay Jones
2004	Chris Duhon
2005	J.J. Redick
2006	Shelden Williams
2007	Josh McRoberts
2008	Gerald Henderson
2009	Greg Paulus
2010	Jon Scheyer
2011	Kyle Singler
2012	Miles Plumlee
2013	Seth Curry
2014	Rodney Hood

David T. Borman Memorial Scholarship

2003	Andy Borman
2004	Andy Borman
2005	Shavlik Randolph
2006	Sean Dockery
2007	Jamal Boykin
2008	Martynas Pocius
2009	Brian Zoubek
2010	Ryan Kelly
2011	Casey Peters
2012	Marshall Plumlee
2013	Todd Zafirovski
2014	Matt Jones

Kevin & Gayla Compton Scholarship

2004	J.J. Redick
2005	Shelden Williams
2006	DeMarcus Nelson
2007	Greg Paulus
2008	Nolan Smith
2009	David McClure
2010	Andre Dawkins
2011	Josh Hairston
2012	Seth Curry
2013	Marshall Plumlee
2014	Semi Ojeleye

Gunnar Peterson Scholarship

2004	Sean Dockery
2005	Lee Melchionni
2006	Greg Paulus
2007	Lance Thomas
2008	Brian Zoubek
2009	Gerald Henderson
2010	Nolan Smith
2011	Miles Plumlee
2012	Michael Gbinije
2013	Ryan Kelly
2014	Josh Hairston

Capt. Bill Krzyzewski Scholarship

2004	Nick Horvath
2005	Daniel Ewing
2006	J.J. Redick
2007	DeMarcus Nelson
2008	DeMarcus Nelson
2009	Jon Scheyer
2010	Kyle Singler
2011	Nolan Smith
2012	Ryan Kelly
2013	Mason Plumlee
2014	Tyler Thornton

Michael & Candace Olander Scholarship

2006	Lee Melchionni
2007	David McClure
2008	Greg Paulus
2009	Nolan Smith
2010	Miles Plumlee
2011	Seth Curry
2012	Mason Plumlee
2013	Rodney Hood
2014	Alex Murphy

The Class of 1986 Scholarship

2007	Jon Scheyer
2008	Kyle Singler
2009	Elliot Williams
2010	Lance Thomas
2011	Kyrie Irving
2012	Andre Dawkins
2013	Rasheed Sulaimon
2014	Jabari Parker

The Steve & Melinda Duncker

2008	Jon Scheyer
2009	Lance Thomas
2010	Brian Zoubek
2011	Mason Plumlee
2012	Tyler Thornton
2013	Alex Murphy
2014	Quinn Cook

The Goodman Family Scholarship

2010	Olek Czyz
2011	Tyler Thornton
2012	Quinn Cook
2013	Amile Jefferson
2014	Rasheed Sulaimon

The Goodman Family Scholarship II

2013	Josh Hairston
2014	Andre Dawins

The Jeremy K. Mario '92 Scholarship

2010	Jordan Davidson
2011	Andre Dawkins
2012	Alex Murphy
2013	Quinn Cook
2014	Amile Jefferson

The Class of 2010 Scholarship

2011	Andre Dawkins
2012	Austin Rivers
2013	Tyler Thornton
2014	Marshall Plumlee

The Jim Strathmeyer Scholarship

2012	Josh Hairston
2013	Andre Dawkins
2014	Todd Zafirovski

The Courtney Shives Scholarship

2014	Matt Jones
------	------------

Varadhan Memorial Manager Scholarship

2004	Max Perkins
2005	six senior managers
2006	Brian DeStefano
2007	Kevin Cullen, Chris Lauten Scott Naturman
2008	Chris Lauten
2009	Griffin Tormey, Joey McMahan
2010	Eric Skeffington
2011	Sarah Helfer
2012	John McGinty and Kyle Mumma
2013	Kate Wheelock and Kyle Mumma
2014	Scott Lamson

Varadhan Undergrad Manager Scholarship

2011	Pat Thompson
2012	Kate Wheelock
2013	John McGinty
2014	Jamie Stark

Varadhan Graduate Fellowship in Basketball

2011	Chris Carrawell
2012	Pat Thompson
2013	Casey Stevenson
2014	Casey Stevenson



Mike Cragg
Deputy Director of Athletics / Operations

Mike Cragg, a 26-year veteran of sports administration, helps lead the Duke athletics department in his role as Deputy Director of Athletics/Operations. During his time at Duke, Cragg has been an integral leader and strategic planner within virtually every area and aspect of the athletics department and thus his role as Duke's chief operations officer.

He currently serves as the senior administrator for the men's basketball program as well as overseeing all of the facilities & planning for all 26 of Duke's intercollegiate sports. He has worked directly under Dr. Kevin White, Duke's Vice President and Director of Athletics, for the past five years, and serves on his executive staff committee responsible for the day-to-day administration of the department.

Cragg has one of the more unique set of responsibilities in all of college athletics – a testament to his long-term dedication and successful track record in the growth of the entire department. Duke annually ranks among the most successful programs both on and off the fields of intercollegiate competition with top graduation rates and Top 20 annual NACDA Directors' Cup finishes.

At Duke since 1987, his chief responsibilities are to oversee the administration, operations and fundraising for Duke's highly successful men's basketball program. The senior administrator of the program since 2000, he helped found the Duke Basketball Legacy Fund and has been responsible for helping to raise over \$65 million, while also completing the program's naming gift endowment program with over \$25 million in philanthropic gifts.

At the same time, Cragg also leads Duke's athletics facilities team and serves as the chief strategist for over \$150 million in new or planned facilities construction at Duke since 2000. He was a member of the pivotal strategic planning team that created "Unrivaled Ambition" in 2008 and then a Master Facilities Plan which serves as Duke's current blueprint and mission for the athletics department within the framework of a world class higher education institution.

Two of the more recent major projects were the \$18.5 million Michael W. Krzyzewski Center - Dedicated to Academic & Athletic Excellence and the Pascal Fieldhouse which serves as the football program's practice facility. Pascal Fieldhouse is an LED certified building and is considered one of the top football practice facilities in the country.

Cragg oversees the Bostock Group which is Duke's current \$100 million facilities planning group with a focus on transforming the football program and impacting all 26 sports. The comprehensive plan has begun construction in 2013 with new lacrosse/soccer practice and student recreation practice fields and will ultimately create a new track & field stadium, dramatically improve Koskinen Stadium, re-create Duke's Olympic sports student athlete training and health complex, and create new amenities in Cameron Indoor Stadium.

Cragg works closely with the football program in focusing on facility needs, including the upcoming reconstruction of historic Wallace Wade Stadium into a modern day, fan-engaging experience. A new suites and club Tower will take form in the near future along with a more intimate field experience for the best of ACC Football. Duke's strategic and innovative thinking will help put the program among the nation's leaders in the decades ahead.

In addition, Cragg is the day-to-day contact with Nike, Inc., as part of the school's comprehensive all-sport partnership. The 48-year-old has previously served as the director of media relations for 10 years at Duke.

Joining the department in May of 1987 as an assistant sports information director, he was promoted to Sports Information Director in 1990, and then spent 10 years in that role before moving into the director's position of the Duke Basketball Legacy Fund during the fall of 1999. He helped coordinate media operations at numerous national events, including serving on the NCAA Division I Men's Basketball Final Four Media Coordination Committee in 1993, 1995, 1997, 1998 and 2000.

In 2004, Cragg was promoted to Associate Athletics Director and in 2008 was again promoted to Senior Associate Athletics Director, adding the administration and day-to-day oversight of all facilities for intercollegiate and recreation use at Duke.

Cragg is active in national leadership programs within intercollegiate athletics as a member of the National Association of Collegiate Director of Athletics (NACDA) and 1AAthletics Directors' Association. Cragg is currently in the 1A Fellows program and attended the 1A Annual Institute in 2011 and 2013. He has also received a certificate in advance sports administration from the Sports Management Institute (SMI).

Cragg has numerous administrative responsibilities within the basketball program, including the coordination of the annual K Academy basketball fantasy camp, the Duke Venture Capital Co-Investment Fund, the Coach K / Fuqua Conference on Leadership and the establishment of the Fuqua / Coach K Center of Leadership & Ethics (COLE).

The Basketball Legacy Fund is a unique and intimate donor program established to endow the basketball program as well as finance basketball-related projects. Partners in the Fund, which is now at 35 members, give a minimum gift of \$1 million and have provided over \$65 million in funds since its inception. Serving as Chairman of the Fund is former Duke All-America and multiple All-NBA performer Grant Hill.

Cragg grew up Yakima, Wash., and then received his Bachelor of Arts degree in Communications from the University of Washington in 1986.

He and his wife, Paige, recently celebrated their 25th wedding anniversary and have lived in Durham since 1987. They have two children in college – Shelby, a junior at Ringing College for Art & Design, and Michaela, a sophomore at Wake Forest University.



Kyle Mumma
Administrative Assistant/Legacy Fund

Kyle Mumma joined the Duke Basketball Legacy Fund staff in October, 2013 after a four-year stint as an undergraduate manager with the Duke basketball program.

In this role, Mumma assists the deputy director of athletics/operations as well as helps coordinate the day-to-day operations of the legacy office. He will also work with the director of environmental branding as well as assist with some marketing aspects for the basketball program.

He also works in conjunction with the directors of the Coach K Basketball Camp and the K Academy during the offseason.

Mumma became the fifth member of his family to graduate from Duke in May of 2013, earning a BA in sociology with a markets and management studies certificate.

His older sister served as a manager with the women's team during her time at Duke, while his younger sister is currently a manager with the men's basketball team.

STAFF

Duke Basketball Legacy Fund Quick Facts

There have been a total of 43 partners/donors during the history of the Legacy Fund, with a current historical high of 35 active today. The group has contributed over \$67.0 million to Duke basketball related projects including:

- The \$15.0 million Schwartz/Butters Athletic Center
- The \$18.5 million The Michael W. Krzyzewski Center
- Fully outfitting Student-Athlete Academic Center
- Fully outfitting Scharf Hall
- Fully outfitting the Gunnar Peterson Strength and Conditioning Room
- Fully outfitting video theatre and classroom
- Endowment of 13 men's basketball scholarships
- Endowment of head coach position
- Endowment of associate head coach and two assistant coach positions
- Endowing an academic advisor, basketball intern and two-and-a-half student manager positions
- Massive Cameron Indoor Stadium renovations and upgrades include HVAC system, Fox Family Lobby, locker room, training room, concourse floor and memorabilia work, Legacy Room, basketball memorabilia displays, sound system, custom video scoreboard as well as deep cleaning and painting the upstairs seating
- Fully funding and outfitting the Duke Basketball Museum and Duke Athletics Hall of Fame in the Schwartz-Butters Athletics Center
- Upgrading recruiting travel with strategic use of private planes
- Upgrading video/computer technology and equipment
- Funding foreign basketball trips to London in 2003 and China/Dubai in 2011
- Upgrading financial compensation and support to top coaching staff in college basketball
- Initially funding the creation of The K Academy in 2002 – the top college sports fantasy camp in the country
- Initially funding the creation of The Coach K/Fuqua Conference on Leadership in 2001 - the first collaborative athletics/business school venture in the country

Duke Basketball Legacy Fund

Duke basketball and world-class success are synonymous. Building the financial infrastructure of the program through the Duke Basketball Legacy Fund and its other development initiatives are imperative to continue that success. Coach K's driving force behind the mission to build an everlasting basketball program speaks for his desire to see the program sustained well past his coaching days.

The Legacy Fund began in January 2000 with the aim to establish a comprehensive endowment fund for player scholarships, coaches' salaries and operational budget, build a capital fund to enhance historic Cameron Indoor Stadium, address year-round training needs and meet the overall demands of the program well into the future. Each of the 35 active partners to the fund have contributed a minimum of \$1 million each and contributed a total of over \$67 million to date. In September of 2012, Steve and Judy Pagliuca gave a \$2.5 million gift to endow two assistant coaching positions and to name the annual Coaches' Award for Duke Basketball. The gift officially closes the named endowment opportunities (head coach, three assistant coaches, 13 scholarships) that were presented when the Legacy Fund was created in 2000.

One of Duke's all-time greats and one of only 13 players in school history to have his jersey number retired, Grant Hill, has once again led the Blue Devils by serving as the Chairman of the Duke Basketball Legacy Fund. He accepted the position, as he has everything in his life, with a full commitment to excellence. The six-time NBA All-Star and three-time college All-American led off the fundraising initiative with a \$1 million gift to endow a scholarship in his and his wife Tamia's names.

The contributions of Legacy Fund members has also led to several facility upgrades, including renovations to Cameron Indoor Stadium, the Schwartz/Butters Athletic Center and the building of Michael W. Krzyzewski Center - Dedicated to Academic & Athletic Excellence.

The Legacy Fund has also funded a foreign basketball trip to London in 2003, upgraded recruiting travel with strategic use of private planes and fully funded and outfitted the Duke Basketball Museum & Duke Athletics Hall of Fame in the Schwartz/Butters Athletics Center in 2010.

Several other programs have grown from the initial and unique Legacy Fund development plan. In 2002, Duke became just the second school to initiate a Venture Capital Co-Investment Fund within an athletic department and that group now numbers 17 strong with each investor giving a \$50,000 gift. Duke basketball's connection with the Fuqua School of Business has translated into the annual Coach K / Fuqua Conference on Leadership and five years ago established the unique Fuqua / Coach K Center on Leadership & Ethics.

Another anchor to the year-round Duke Basketball efforts has been the summer basketball fantasy camp, the K Academy. Each year campers from around the country join Duke's former players for a five-day, one-of-a-kind Duke basketball experience. This past summer, 80 campers and over 30 former Duke players came to Cameron for the experience.

As National Coach of the Decade for the 1990s and Duke's visionary leader, Coach K endeavors to secure the future of the program. With the creation of the Duke Basketball Legacy Fund, the program's heralded past as well as its future success will be forever linked.



Debbie Krzyzewski Savarino

Associate Director of Legacy Fund & Director of External Relations

Debbie Krzyzewski Savarino joined the Duke staff in August of 2002 and was elevated to the role of associate director of the Legacy Fund in the summer of 2010. She also coordinates the basketball program's external relations. Savarino began as program coordinator of the K Lab, prior

to being named director of external relations for Duke Basketball in August 2004. She was the assistant director of the Legacy Fund for three years prior to being promoted to her current role.

Savarino has fundraising responsibilities within the Legacy Fund, a 13-year old fund established to ultimately endow the entire basketball program. In addition, she is the main liaison with Duke basketball's external relationships – most significantly being the Duke Children's Hospital, the Emily Krzyzewski Family Life Center, the Jimmy V Cancer Research Foundation and the K Lab. Savarino also oversees the Duke Basketball banquet and the annual team poster production.

The oldest daughter of Duke head coach Mike Krzyzewski, Savarino is involved in many community activities, including serving on the board of the Emily Krzyzewski Family Life Center. Additionally, she will assist fundraising efforts at Duke, including special event coordination around the K Academy and Legacy Fund events.

A 1993 Duke graduate with a degree in sociology, she and her husband, Peter, reside in Durham with their four children, Joey, Michael, Carlyn and Emelia.



Rachel Fish Curtis

Associate Director of Legacy Fund & Director of Athletics Environmental Branding

Rachel Fish Curtis has worked for the Duke Basketball Legacy Fund since July 2001. She was promoted to assistant director of the Legacy Fund in July of 2003 and to associate director in 2007. In 2012, Curtis was also named Duke's director of athletics environmental branding.

Curtis is responsible for coordinating both fund-specific events and other special events at Duke, including the K Academy. She also coordinates the activities of the Venture Capital Co-Investment Fund.

In addition, Curtis oversees the implementation of all display and design components in and around Cameron Indoor Stadium. She also provides display and design ideas for other Duke Athletics teams. Most recently, she oversaw the completion of the Duke Sports Hall of Fame and the Duke Basketball Museum.

Curtis, a 1996 graduate of Duke, and her husband, David, reside in Durham with their three children, Ben, Sophie and Tilley.



Kevin M. White
 Vice President & Director of Athletics
 Adjunct Prof. of Business Administration
 St. Joseph's College, 1972

Kevin M. White was named Duke University's vice president and director of athletics on May 31, 2008. He also serves as an adjunct professor of business administration at the university.

White, 62, joined the Duke family after leading Notre Dame's athletics program to success both on the playing fields and in the classroom from 2000-08. He also has held a number of prominent

national leadership roles within intercollegiate athletics, including his service in 2006-07 as president of the National Association of Collegiate Directors of Athletics (NACDA) and in 2005-06 as president of the Division I-A Athletic Directors Association. In 2013, White was named one of four NCAA Football Bowl Subdivision recipients of the Under Armour AD of the Year Award presented by NACDA.

Guided by the Strategic Plan that was approved by Duke's Board of Trustees in April of 2008, White made an immediate impact on Duke Athletics. In addition to leading the department to unprecedented success in competition, he reshaped the organization into a more efficient and modern department; strengthened ties to both campus and community constituents through consistent outreach efforts; successfully oversaw Duke's fundraising efforts during an economic downturn; completed partnerships with major corporate entities to enhance revenue streams; commissioned a master facilities plan to position Duke well into the 21st Century; and emphasized a stronger commitment to the university's intramural, club and recreational sports programs.

Since White's arrival, Duke has captured four NCAA Championships – women's tennis in 2009, men's basketball in 2010 and men's lacrosse in 2010 and 2013 – and 15 ACC titles (three in 2013). On the strength of 19 teams participating in NCAA Championship competition and robust finishes in several sports, Duke ranked 12th in the 2013 Learfield Sports Directors' Cup standings, which determine an institution's all-around strength in intercollegiate athletics. The 12th-place showing marked the 10th consecutive year that Duke has ended among the nation's top 20 programs. In 2011, Duke placed fifth, matching the school's best finish in the rankings and its 1171.50 points earned were the most in program history. In White's five years at Duke, the Blue Devils placed 17th (2009), 10th (2010), fifth (2011), 16th (2012) and 12th (2013) in the Directors' Cup standings.

Forty-eight Blue Devil teams ranked among the nation's top 10 teams during the past five seasons with eight – men's basketball (2009, 2010, 2011, 2013), men's lacrosse (2010, 2013) and women's tennis (2009, 2010) – reaching No. 1. In all, 75 Blue Devil teams advanced to NCAA postseason competition during White's Duke tenure.

Individually, 165 student-athletes earned All-America, 278 All-ACC and 171 All-Region or District honors the past five years. During White's tenure, Duke boasts 10 NCAA individual champions in Curtis Beach (indoor track and field heptathlon in 2012), Juliet Bottorff (outdoor track and field 10k in 2011), Mallory Cecil (women's tennis in 2009), Abby Johnston (three-meter diving in 2011), Nick McCrory (platform diving in 2010, 2011 and 2013), and Becca Ward (women's fencing, saber in 2009, 2011 and 2012). In 2012-13, Duke celebrated one individual NCAA and seven individual ACC titles.

Academically, Duke teams continued strong performances under White. In the 2013 spring semester, 25 of 26 Blue Devil varsity teams earned grade point averages of 3.0 or better and more than 90 made the Dean's List.

In two key elements in tracking a department's academic success, Duke ranked among the nation's best again. Duke posted a 98% Graduation Success Rate (GSR) and 16 teams achieved a 100% GSR. Also, an ACC-best 15 Blue Devil teams were ranked in the top 10% of their respective sports in the most recent Academic Performance Rate (APR) Report, including the men's basketball and football teams. In the 2013 report, Duke (989) ranked third among all FBS schools, behind only Northwestern (996) and Boise State (993), and eighth among all Division I – FBS and FCS – programs. In all, Duke totaled the highest APR scores among ACC institutions in 13 of the league's 25 sports — men's basketball (995), football (989), men's golf (1000), men's lacrosse (997), men's soccer (995), men's swimming and diving (1000), men's indoor track and field (1000), men's outdoor track and field (1000), women's golf (1000), women's lacrosse (1000), rowing (1000), volleyball (1000) and wrestling (1000).

Individually in 2013, seniors Abby Johnston (women's diving) and Anthony Lin (fencing) received prestigious NCAA Postgraduate Scholarships. Six Duke student-athletes were selected as CoSIDA Academic All-Americans, while 26 others received National Scholar-Athlete or Scholar All-America accolades.

In White's five-year tenure, former women's tennis player Parker Goyer won a Rhodes Scholarship (2009), while track athlete Sally Liu (2009) and Allie Speidel (2011) earned Marshall Scholarships.

Under White, Duke has continued its focus on outreach to the local community. Modeling the NCAA CHAMPS/Life Skills program's commitment to service, learning projects and outreach, approximately 500 Duke student-athletes across all sports participated in a combined effort of more than 2,000 community service hours.

White's commitment to the overall mission of the university remains clear. In May 2011, Duke Athletics announced that a portion of ticket sales from Blue Devil regular season home sporting events will be directed to the Duke University Libraries. Per White's vision, the Duke Athletics Library Fund will generate significant unrestricted revenue for the Duke University Libraries to support teaching and research across the institution.

In fall of 2012, Duke University announced the \$3.25 billion Duke Forward fundraising campaign for priorities across Duke's 10 schools, Duke Medicine and a range of university programs. Included in the campaign is a \$250 million goal for Duke Athletics to be divided three ways – for facility enhancements and support (\$100 million), endowment income (\$50 million) and operating funds (\$100 million). In 2012-13, several facility projects were initiated, including the construction of new practice fields off Bassett Drive that will benefit Duke's lacrosse, soccer, recreation and club sports, and intramural programs.

White, who holds a Ph.D. in education, has taught graduate-level classes since 1982 and currently teaches a sports business course in Duke's Fuqua School of Business as part of Duke's MBA program.

In August 2003, SI.com (the Sports Illustrated web site) listed White, then at Notre Dame, third in its rankings of the most powerful people in college football. In January 2004, The Sporting News listed him in its Power 100 as third among five names in the "front office" category (and the lone college athletics director among the 100).

White previously served on numerous NCAA committees, including being an ex-officio member of the NCAA Committee on Academic Performance and a member of its Penalty and Rewards subcommittee. For several years, he was a representative with the football Bowl Championship Series. Additionally, White was part of the NCAA Coalition on Intercollegiate Athletics (COIA) that dealt with academics, fiscal reform and student-athlete well-being. In 2012, White was among a select group of college and professional administrators asked to serve on the recently formed Expert Advisory Board for the Knight Commission. Additionally, he was the secretary of NCAA Football, a non-profit corporation acting as the "collective voice to promote college football," and served on the Black Coaches and Administrators Board of Directors.

Given his background and success, it is not surprising that 23 current or former directors of athletics were mentored by White. That impressive list includes Jim Sterk of Washington State and San Diego State, Tom Boeh of Ohio University and Fresno State, Ian McCaw of Northeastern, Massachusetts and Baylor, Bruce Van De Velde formerly of Utah State, Iowa State and Louisiana Tech, Herman Frazier previously of Alabama-Birmingham and Hawaii, Rudy Keeling formerly of Emerson and previous commissioner of the Eastern College Athletic Conference (ECAC), Scott Devine of St. Mary's College (Md.), Tom Collins formerly of Ball State, Tim Van Alstine formerly of Western Illinois, Mark Wilson of Tennessee Tech, Bubba Cunningham of Ball State, Tulsa and North Carolina, Sandy Barbour of Tulane and California-Berkeley, Jim Phillips of Northern Illinois and Northwestern, Bernard Muir of Georgetown, Delaware and Stanford, Sandy Hatfield Clubb of Drake, Vic Cegles of Long Beach State, Norwood Teague of Virginia Commonwealth and Minnesota, Bob Bieri previously of Loras College, Greg Capell previously of Loras College, Boo Corrigan of Army, Bill Scholl of Ball State, Josh Berlo of Minnesota Duluth, and Stan Wilcox of Florida State.

Prior to joining Notre Dame in 2000, White served as athletic director at Arizona State, Tulane, the University of Maine and Loras College in Iowa, where he originated the National Catholic Basketball Tournament.

Before becoming an administrator, White served as head track and field coach at Southeast Missouri State (1981-82) and assistant cross country and track and field coach at Central Michigan (1976-80). He began his coaching career at Gulf High School in New Port Richey, Fla., coaching cross country and track and assisting in football and wrestling.

White earned his Ph.D. from Southern Illinois University in 1983 with an emphasis on higher education administration. In 1985, he completed postdoctoral work at Harvard University's Institute for Educational Management. He earned his master's degree in athletics administration from Central Michigan University in 1976 and his bachelor's degree in business administration in 1972 from St. Joseph's College in Rensselaer, Ind., where he also competed as a sprinter.

White and his wife, Jane, a former college track and field coach, have five children and 10 grandchildren.

Senior Administration



Dr. Chris Kennedy
Senior Deputy
Director of Athletics



Tom Coffman
Deputy Director of Athletics/
Development



Mike Cragg
Deputy Director of Athletics/
Operations



Nina King
Sr. Associate Director of Athletics/
Legal Affairs & Chief of Staff



Mitch Moser
Sr. Associate Director of Athletics/
Chief Financial Officer



Jacki Silar
Sr. Associate Director of Athletics/
SWA & Student-Athlete Welfare



Brad Berndt
Associate Director of Athletics/
Academic Services



Gerald Harrison
Associate Director of Athletics/
Human Resources



Cindy Hartmann
Associate Director of Athletics/
Compliance



Jon Jackson
Associate Director of Athletics/
External Affairs



Mike Sobb
Associate Director of Athletics/
Resource Acquisition



Leslie Barnes
Assistant Director of Athletics/
Student-Athlete Welfare



Art Chase
Assistant Director of Athletics/
External Affairs



Joe Manhertz
Assistant Director of Athletics/
Iron Dukes Major Gifts



Todd Mesibov
Assistant Director of Athletics/
Compliance



Gina Rosser
Assistant Director of Athletics/
Business Operations



Tony Sales
Assistant Director of Athletics/
Football



Jack Winters
Assistant Director of Athletics/
Iron Dukes



James Coleman
Chairman,
Duke Athletic Council



Martha Putallaz
Faculty Athletic Representative

Duke All-Time Directors' Cup Finishes

Year	Finish	Points	ACC Finish
1993-94	26th	451.5	4th
1994-95	21st	423.5	3rd
1995-96	39th	409.5	6th
1996-97	23rd	506.5	3rd
1997-98	28th	290.0	3rd
1998-99	7th	510.0	1st
1999-00	24th	566.0	3rd
2000-01	16th	722.0	2nd
2001-02	30th	600.0	4th
2002-03	21st	643.0	3rd
2003-04	18th	706.5	2nd
2004-05	5th	1,021.25	1st
2005-06	8th	851.25	2nd
2006-07	11th	988.25	2nd
2007-08	19th	821.0	4th
2008-09	17th	891.80	4th
2009-10	10th	982.75	4th
2010-11	5th	1171.50	1st
2011-12	16th	721.0	2nd
2012-13	12th	969.60	3rd

STAFF

2012-13 SEASON IN REVIEW

Season Notes	70-72
Honors & Awards	71
All-ACC Teams	72
Results	73
Final Statistics	74
Box Scores	75-80
ACC Individual Stats	81
ACC Team Stats	82

2012-13 News & Notes

Numbers Game

- The Blue Devils recorded the 2,000th win in program history with a 66-50 victory over Creighton in the third round of the NCAA Tournament. Duke is 2,001-841 all-time, putting the program alongside Kentucky, Kansas and North Carolina as the only teams to reach the 2,000-win plateau.
- Duke finished the season 30-6 overall, marking the 13th time in school history it has accomplished that feat. **Mike Krzyzewski** has more 30-win seasons (13) than any coach in NCAA history.
- Duke was ranked No. 6 in the final AP Poll of the 2012-13 season. The senior trio of **Seth Curry**, **Ryan Kelly** and **Mason Plumlee** spent their entire careers ranked in the top 10 of the AP Poll.
- Duke has been ranked in the AP Poll an NCAA-best 116 straight weeks. The Blue Devils have been ranked in the top 10 for the last 113 weeks, including 17 weeks at No. 1.
- The Blue Devils went 6-3 against AP top 25 team with wins over No. 2 Louisville, No. 3 Kentucky, No. 4 Ohio State, No. 5 Miami and No. 9 Michigan State. Duke was 5-1 against top-10 teams with the lone loss coming to No. 2 Louisville in the Elite Eight.
- Duke went 21-2 with **Ryan Kelly** in the lineup this season, including a 4-1 mark against top-five teams. Kelly ranks among the winningest players at Duke, posting a 111-15 (.881) record to rank third on Duke's all-time winning percentage list.
- The Blue Devils went 16-0 at Cameron Indoor Stadium for the program's 17th undefeated season at the historic venue.
- Duke was ranked No. 1 in the AP and Coaches Polls for five weeks in 2012-13 and has now been ranked No. 1 at some point in the season in 18 of the past 28 years.
- **Mason Plumlee** averaged 17.1 points and 10.0 rebounds per game to become just the second player under Coach K to average a double-double for the season.
- **Mason Plumlee** became the 31st player in ACC history to register over 1,000 points and 1,000 rebounds in a career. He concluded his Duke career with 1,384 points and 1,085 rebounds.
- **Ryan Kelly** returned from a right foot injury to score 36 points on 10-of-14 shooting from the field, including 7-of-9 from three-point range, in a March 2 win over Miami. Kelly had missed 53 days and 13 games while sidelined with the foot injury.
- **Seth Curry** knocked down 95 three-point field goals to become just the fifth player in Duke history to make 60 or more three-pointers in three straight seasons.
- **Seth Curry** led the team in scoring at 17.5 points per game while topping the 20-point mark 18 times.
- Duke earned the No. 2 seed in the Midwest Region, marking the 15th time in the last 17 years the Blue Devils have been seeded No. 1 or No. 2 in the NCAA Tournament.
- **Quinn Cook** averaged 11.7 points, 3.8 rebounds and 5.3 assists per game. The sophomore guard became the eighth player in Duke history to average over 10.0 points, 3.5 rebounds and 5.0 assists per game.

Wins Since the 2009-10 Season

- Duke has won 124 games since the start of the 2009-10 season, the third-most in the NCAA over that span behind only Kansas and Ohio State.

Wins since start of 2009-10 Season

1. Kansas	131
2. Ohio State	126
3. Duke	124
4. Syracuse	123
Kentucky	123

Seniors Reach 1,000-Point Mark

- Seniors **Seth Curry** (1,394) and **Mason Plumlee** (1,384) became members of Duke's 1,000-point club this season. Duke ranks third in NCAA history with 62 1,000-point scorers all-time.

NCAA Career 1,000-Point Scorers

1. North Carolina	66
2. Louisville	65
3. Duke	62
4. Kentucky	60
5. Syracuse	57

NCAA Top Brother Scoring Tandems

- **Seth Curry** and his older brother Stephen became the NCAA's highest scoring brother tandem in 2012-13. The duo combined for 4,736 points during their college careers.
- Seth tallied 2,101 career points, including 1,394 points as a Blue Devil. Stephen, a current member of the Golden State Warriors, finished his career at Davidson with 2,635 points.

Curry & Plumlee Named All-America

- Senior **Seth Curry** was named to the *Sporting News* All-America second team, and senior **Mason Plumlee** was named to the second team All-America by AP, Basketball Times, NABC and USBWA.
- Curry and Plumlee are the 38th and 39th Duke player to earn All-America honors and the 35th and 36th under head coach **Mike Krzyzewski**, which is tops among active coaches. Duke has had at least one All-America selection in six consecutive seasons and in 14 of the past 15 years.

All-Americas Among Active Coaches (Since 1985)

Name	All-Americas
Mike Krzyzewski	36
Roy Williams	23
Jim Boeheim	17

Plumlee Named Academic All-America

- For the second straight year, **Mason Plumlee** was named to the Capital One Academic All-America first team.
- Plumlee is the 11th Blue Devil to earn Academic All-America recognition (18 honors). Coach K has now mentored eight Academic All-America honorees, including four first-team selections. Mike Gminski (1978 and 1979), Jim Spanarkel (1978 and 1979) and Shane Battier (2000 and 2001) join Plumlee as Duke's two-time first-team Academic All-America selections.

Three Blue Devils Earn District Honors

- **Mason Plumlee** was named USBWA District III Player of the Year. **Mike Krzyzewski** earned district Coach of the Year honors and **Seth Curry** appeared on the All-District III Team alongside Plumlee. Those were the second All-District citations for both Plumlee and Curry.
- Curry and Plumlee were also named to the NABC All-District II Team with Plumlee earning first-team honors and Curry second-team honors.
- Krzyzewski collected USBWA District III Coach of the Year honors for the second time.

Plumlee Posts Impressive Numbers

- **Mason Plumlee** closed the year ranked second in the ACC and tied for 16th nationally in rebounding (10.0). He was also third in the ACC in scoring (17.1).
- Plumlee became the 61st player in school history to score 1,000 career points and the eighth Blue Devil to amass 1,000 career rebounds.
- He ranked among the national leaders in field goal percentage (7th, .599), defensive rebounds (8th, 7.2) and double-doubles (t-6th, 18).
- Plumlee scored in double figures in 33 of 36 games with nine 20+ point games and two 30+ point games.
- Plumlee was named the National Player of the Month for November by ESPN.com after averaging 19.9 points and 11.0 rebounds for the Blue Devils with four double-doubles over Duke's first seven games. Plumlee was also named USBWA National Player of the Week on Feb. 12.
- Plumlee was named ACC Player of the Week twice (Dec. 3 & Feb. 11) in 2012-13.
- Plumlee closed his career ranked in the top 10 at Duke in rebounds (4th, 1,085), field goal percentage (t-6th, .574), blocks (5th, 199) and dunks (1st, 217).
- Plumlee concluded his career 19th in ACC history with 1,085 career rebounds.
- Plumlee's 18 double-doubles and 19 double-figure rebounding games were both tied for 10th-most in a season at Duke.
- Plumlee closed his career with 36 double-doubles, 10th-most in school history.

Curry Produces Despite Nagging Leg Injury

- Senior **Seth Curry** ranked second in the ACC in scoring at 17.5 points per game despite being limited in practice throughout the season with a right leg injury, missing the Delaware game Dec. 1 with a left ankle injury and leaving the N.C. State game Jan. 12 early with another ankle injury.
- Curry scored in double figures 29 times with a team-high 18 20-point efforts and a career-best 31-point outing against Santa Clara.
- Curry ranked among the ACC leaders in three-point field goals (2nd, 2.7 3pg), three-point percentage (2nd, .434) and free throw percentage (6th, .809).
- Curry made 95 three-point field goals in 2012-13, tied for ninth-most in a season at Duke.
- Curry became the 12th Duke player with 200 career three-point field goals and the fifth to do it within his first three years at Duke.
- Curry became the fifth player in Duke history to make 60 or more three-pointers in three straight seasons. Other Blue Devils to accomplish the feat were **Kyle Singler** (2009-11), **J.J. Redick** (2003-06), **Jason Williams** (2000-02) and **Trajan Langdon** (1997-99).

Kelly Returns From Injury

- Senior **Ryan Kelly** missed 13 games with a right foot injury suffered in the first half of a home win over Clemson Jan. 8. He returned to the Duke lineup on March 2 against Miami and scored a career-high 36 points (10-of-14 fgs, 7-of-9 3pt fgs) in the 79-76 win.
- Kelly averaged 12.9 points, 5.3 rebounds, 1.7 assists and 1.6 blocks in 23 games played. He scored in double figures 15 times.
- Kelly knocked down 35 three-pointers this season to become only the second Duke player 6-10 or taller to make 100 or more career threes.
- Kelly scored 10+ points in 15 games in 2012-13 and 42 times in his career. Duke went 41-1 when Kelly scored 10 or more points in a contest.
- Kelly received All-ACC honorable mention honors from ACSMA and the league's coaches, despite playing in just five league games.

Cook Emerges at the Point for Blue Devils

- Sophomore **Quinn Cook** earned third team All-ACC honors from ACSMA after averaging 11.7 points, 5.3 assists, 3.8 rebounds and 1.5 steals per game.
- A finalist for the Bob Cousy Award, Cook ranked second in the ACC in assists and assist-to-turnover ratio (2.4:1) and tied for fifth in steals.
- Cook was named MVP at the Battle 4 Atlantis where he led Duke to wins over Minnesota, VCU and No. 2 Louisville. Cook averaged 13.7 points, 6.3 assists, 3.3 rebounds and 2.0 steals per game at the tournament.
- He was named ACC Co-Player of the Week following his efforts at the Battle 4 Atlantis as well.
- Cook posted two double-digit assist games, including a career-best 14 assists in a Jan. 5 win over Wake Forest.
- Against Clemson on Jan. 8, Cook totaled 27 points, five rebounds, five assists and four steals. It was the third time in school history that a Duke player posted at least 25 points, five rebounds, five assists and four steals in a game.

Thornton Earns Community Service Award

- **Tyler Thornton** was named to the Allstate NABC Good Hands Team for his community service involvement with the Read with the Blue Devils program, Duke Children's Hospital and SONS (Students Of New Success) program at CC Spaulding Elementary School.
- The 6-1 junior ranked 10th in the ACC in steals (1.3 spg.) while averaging 3.6 points, 2.3 rebounds and 2.2 assists per game.

Instant Impact in the Backcourt

- Freshman **Rasheed Sulaimon** started 33 games for Duke and was one of five Blue Devils to average double-figure scoring.
- Sulaimon ranked third among freshmen in the ACC at 11.6 points per game and was named to the All-ACC Freshman Team.
- Sulaimon scored in double figures 22 times, including 10 times in league play.
- Against Maryland on Jan. 26, Sulaimon hit a Duke freshman record-tying six three-pointers and finished with a career-high 25 points.
- Sulaimon was named ACC Rookie of the Week twice (Dec. 3 & Feb. 25).
- Sulaimon earned a start in his first career game, becoming the ninth freshman guard (Dawkins, Amaker, Hurley, Langdon, J. Williams, Scheyer, Irving and Rivers) to start the season opener for **Mike Krzyzewski** at Duke.

Wins Over Top-Five Teams

- Duke went 4-1 in 2012-13 against teams ranked in the top five of the AP poll. Duke became the first team since USC in 1991-92 to start 4-0 against top-five teams before falling to No. 2 Louisville in the Elite Eight.
- Duke registered wins over No. 2 Louisville, No. 3 Kentucky, No. 4 Ohio State and No. 5 Miami, marking the third time in school history the Blue Devils posted at least four or more wins over top-5 teams. Vic Bubas' 1965-66 team and the 1985-86 NCAA runner-up squad recorded four wins over top-five opponents.
- Duke recorded three wins over top-five teams (Kentucky, Louisville & Ohio State) in a 16-day span from Nov. 13-28. During the 1965-66 season, Duke topped No. 1 UCLA (twice) and No. 3 Michigan in a 12-day span from Dec. 10-21.
- According to AP research, Duke was the first team to register three wins over top-five opponents before the start of December.
- With wins over No. 2 Louisville and No. 4 Ohio State in consecutive games, Duke became the first team since Ball State in 2001 to record back-to-back wins over AP top-5 teams
- Duke won back-to-back games against AP top-five opponents for the second time in school history with wins over No. 2 Louisville and No. 4 Ohio State. Duke also posted back-to-back wins over No. 1 UCLA on Dec. 9, 1965 and Dec. 10, 1965.
- Duke had on a five-game win streak over top-five teams with four wins in 2012-13 as well as last year's 85-84 win over No. 5 North Carolina.

2012-13 Honors & Awards

- Battle 4 Atlantis Champions
- SI.com Team of the Week (Nov. 26-Dec. 2)
- ESPN Pick 'n' Roll Team of the Week (Nov. 26)
- Dickie V Team of the Week (Nov. 26)

Quinn Cook

- All-ACC (3rd Team, ACSMA)
- Bob Cousy Award Finalist
- ACC Co-Player of the Week (Nov. 26)
- ESPN Pick 'n' Roll Starting Five (Nov. 26)
- Battle 4 Atlantis Most Valuable Player
- Battle 4 Atlantis All-Tournament Team

Seth Curry

- NCAA Midwest Region All-Tournament Team
- *Sporting News* All-America (2nd Team)
- NABC All-District II (1st Team)
- All-ACC (1st Team, Coaches)
- All-ACC (2nd Team, ACSMA)
- USBWA All-District III
- ACC Player of the Week (March 11)
- Wooden Award Midseason Top 25
- ACC Player of the Week (Dec. 31)

Amile Jefferson

- All-ACC Academic Basketball Team

Ryan Kelly

- All-ACC (Honorable Mention, Coaches)
- All-ACC (Honorable Mention, ACSMA)
- All-ACC Academic Basketball Team
- Capital One Cup Performance of the Week (March 6)
- ACC Player of the Week (March 4)
- Weaver-James-Corrigan Honorary Award
- ACC Player of the Week (Jan. 7)

Mason Plumlee

- NCAA Midwest Region All-Tournament Team
- 2nd Team All-America (AP, BT, NABC, USBWA)
- Capital One Academic All-America (first team)
- Pete Newell Big Man of the Year Award (NABC)
- All-ACC (1st Team, Coaches & ACSMA)
- All-ACC Defensive Team (Coaches)
- USBWA District III Player of the Year
- NABC All-District II (1st Team)
- Skip Prosser Award (ACC Scholar-Athlete of the Year)
- All-ACC Academic Basketball Team
- USBWA Oscar Robertson Trophy finalist
- USBWA National Player of the Week
- ACC Player of the Week (Feb. 11)
- Capital One Academic All-District III
- Senior CLASS finalist
- ACC Co-Player of the Week (Dec. 3)
- ESPN.com Player of the Month (Nov.)
- Battle 4 Atlantis All-Tournament Team

Rasheed Sulaimon

- All-ACC Freshman Team (Coaches)
- All-ACC Freshman Team (ACSMA)
- All-ACC Academic Basketball Team
- Integris Wayman Tisdale Award finalist
- ACC Rookie of the Week (Dec. 3, Feb. 25)

Tyler Thornton

- Allstate NABC Good Hands Team
- Finalist College Athlete of the Year (*Sports Illustrated*)

Mike Krzyzewski

- USBWA District III Coach of the Year
- Amos Alonzo Stagg Coaching Award (US Sports Acad.)
- USA Basketball Co-Coach of the Year

2012-13 Duke Banquet Awards

Swett-Baylin Award (MVP)	Seth Curry, Ryan Kelly, Mason Plumlee
Dr. Deryl Hart (Top Scholar-Athlete)	Mason Plumlee
Glenn E. "Ted" Mann Award (Reserve Contributing Most to Team Morale)	Tyler Thornton
Pagliuca Family Coach's Award (Player Exemplifying Commitment and Values)	Seth Curry
Iron Dukes Award (Most Minutes Played)	Mason Plumlee
Bill Krzyzewski Captains' Awards	Seth Curry, Ryan Kelly, Mason Plumlee
Best Field Goal Percentage Award	Mason Plumlee
Best Free Throw Percentage Award	Seth Curry
Best Rebounding Average Award	Mason Plumlee
Most Assists Award	Quinn Cook
Best Defensive Player Award	Ryan Kelly
True Blue Award (Most Charges Taken)	Josh Hairston
Gopal Varadhan Senior Manager Award	John McGinty, Kyle Mumma, Kate Wheelock
Harry Rainey Spirit Award (Outstanding Cheerleader)	Larissa Musgrave
Charles Hogan Memorial Band Award	Katie Harper

All-ACC Teams

Player of the Year

Erick Green, Virginia Tech (ACSMAs)
Shane Larkin, Miami (Coaches)

Freshman of the Year

Olivier Hanlan, Boston College (ACSMAs, Coaches)

Defensive Player of the Year

Durand Scott, Miami (ACSMAs, Coaches)

Coach of the Year

Jim Larrañaga, Miami

All-ACC Team

ACSMAs
First Team
Mason Plumlee, Duke
Erick Green, VT
Shane Larkin, Miami
Joe Harris, Virginia
Richard Howell, NC State

All-ACC Team

Coaches
First Team
Joe Harris, Virginia
Mason Plumlee, Duke
Shane Larkin, Miami
Erick Green, VT
Seth Curry, Duke

Second Team

Seth Curry, Duke
Kenny Kadji, Miami
Lorenzo Brown, NC State
Reggie Bullock, UNC
James McAdoo, UNC

Second Team

Reggie Bullock, UNC
Kenny Kadji, Miami
James McAdoo, UNC
Lorenzo Brown, NC State
Richard Howell, NC State

Third Team

Michael Snaer, FSU
C.J. Leslie, N.C. State
Ryan Anderson, BC
Quinn Cook, Duke
Devin Booker, Clemson
Akil Mitchell, Virginia

Third Team

C.J. Leslie, NC State
Michael Snaer, FSU
Durand Scott, Miami
Ryan Anderson, BC
C.J. Harris, WF
Akil Mitchell, Virginia

Honorable Mention

Durand Scott, Miami
P.J. Hairston, UNC
C.J. Harris, WF
Travis McKie, WF
Ryan Kelly, Duke
Olivier Hanlan, BC
Alex Lin, Md

Honorable Mention

Devin Booker, Clem
Ryan Kelly, Duke
Alex Len, Md
P.J. Hairston, UNC

ACC All-Defensive Team

ACSMAs
Shane Larkin, Miami
Daniel Miller, GT
Durand Scott, Miami
Alex Len, Maryland
Jontel Evans, Virginia

Coaches

Durand Scott, Miami
Jontel Evans, Virginia
Shane Larkin, Miami
Julian Gamble, Miami
Mason Plumlee, Duke
Michael Snaer, FSU

ACC All-Freshman Team

ACSMAs
Olivier Hanlan, BC
Rasheed Sulaimon, Duke
T.J. Warren, NC State
Devin Thomas, WF
Marcus Paige, UNC

Coaches

Olivier Hanlan, BC
Rasheed Sulaimon, Duke
T.J. Warren, NC State
Devin Thomas, WF
Marcus Paige, UNC
Robert Carter, GT

All-ACC Academic Team

Raphael Akpejori, Miami
Christian Beyer, VT
Chris Bolden, GT
Tyler Cavanaugh, WF
Jerrell Eddie, VT
Marcus Georges-Hunt, GT
Amile Jefferson, Duke

Ryan Kelly, Duke

Logan Aronhalt, Md
Marcus Paige, UNC
Mason Plumlee, Duke
Joe Rahon, BC
Jordan Roper, Clem
Rasheed Sulaimon, Duke

Non-Conference Home Win Streak

- Duke has won a school-record 101 straight non-conference home games, the longest current streak in the NCAA. The last home loss against a non-conference opponent for the Blue Devils was Feb. 26, 2000 against St. John's, 83-82.
- The Blue Devils have won 94 straight home games against unranked non-conference foes.
- Duke won 95 consecutive non-conference home games from Feb. 2, 1983 to Dec. 2, 1995.

Running with the Devils

- Duke reeled off a 30-0 run over a 7:25 span in the win over Florida Gulf Coast, marking the most consecutive points scored in a game by Duke.
- Duke went on a 23-0 run to close the first half and turn a 30-29 deficit into a 52-30 lead at intermission. **Ryan Kelly** (10) and **Mason Plumlee** (7) combined for 17 of Duke's points in that span.
- The Blue Devils also recorded a 23-0 run in their Dec. 19 win over Cornell.

Duke Wins Close Games

- Duke went 6-1 in 2012-13 in games that were within one possession in the final three minutes of play. Duke defeated No. 2 Louisville (76-71), No. 3 Kentucky (75-68), No. 4 Ohio State (73-68), No. 5 Miami (79-76), Wake Forest (75-70) and Boston College (62-61) while losing at Maryland (81-83). Four of those five wins came away from home.
- Against Kentucky in the Georgia Dome in Atlanta, Ga., Duke led 64-61 and rode six points from **Seth Curry** in the final three minutes to win 76-68.
- Against Louisville at the Battle 4 Atlantis, Duke led 68-66 with 1:25 remaining before **Quinn Cook** scored eight points to hold on for a 76-71 win.
- Against Ohio State in Cameron, the Buckeyes came back to within two points at 66-64 with 29 seconds remaining, but Cook hit six straight free throws to secure the 73-68 win.
- Against Wake Forest in Winston-Salem, N.C., Curry put Duke ahead 69-66 with a three-pointer at the 3:01 mark and **Mason Plumlee** came through with a layup at 1:15 to put Duke ahead 71-68. **Rasheed Sulaimon** hit a jumper 46 seconds later in the eventual 75-70 victory.
- At Boston College, Duke trailed 61-56 with 2:15 remaining before Cook hit a three-pointer and Plumlee made 3-of-4 free throws for the 62-61 win.
- At Maryland, Sulaimon hit three straight free throws to tie the game at 81-81 with 16 seconds left, but Maryland freshman Seth Allen hit free throws with two seconds left to defeat Duke 83-81.
- Against Miami, the Hurricanes fought back to within two points at 78-76 before Duke held Miami scoreless on the final three possessions.

Duke Places Four on All-ACC Academic Team

- **Ryan Kelly** and **Mason Plumlee** and **Amile Jefferson** and **Rasheed Sulaimon** were named to the All-ACC Academic Basketball Team.
- Duke's four selections were the most of any ACC team and tied for the most by a Duke team in school history (1996-97 and 1997-98).
- Duke has placed at least one player on the All-ACC Academic Basketball Team in 19 consecutive seasons.
- Plumlee and Kelly are the 10th and 11th players in Duke basketball history to earn three All-ACC Academic selections.

Five Blue Devils Earn All-ACC Honors

- **Mason Plumlee** was named to the All-ACC first team, **Seth Curry** was named to the second team and **Quinn Cook** appeared on the third team in the Atlantic Coast Sports Media Association's All-ACC voting. **Ryan Kelly** also earned honorable mention honors, while **Rasheed Sulaimon** was named to the All-ACC Freshman Team.
- In the coaches voting, Plumlee was named to the first team and Curry to the second while Kelly received honorable mention honors. Sulaimon was named to the coaches All-ACC Freshman Team, while Plumlee also earned a spot on the All-ACC Defensive Team.
- Plumlee led all ACC players in the ACSMA vote with 73 first-team votes.
- Duke has now had a first team All-ACC selection in six straight seasons and three or more All-ACC picks 25 times, including 18 times under Coach K. Sulaimon is the 17th Duke rookie to earn All-ACC Freshman team accolades.

Total All-ACC Selections by School

Name	All-ACC
North Carolina	134
Duke	130
Maryland	82
N.C. State	78
Wake Forest	76

All-ACC Selections by Coach

Name	All-ACC
Mike Krzyzewski, Duke	81
Dean Smith, North Carolina	81
Gary Williams, Maryland	52
Bobby Cremins, Georgia Tech	35
Roy Williams, North Carolina	27

ACC Player of the Week Accolades

- Duke led all ACC schools with seven ACC Player of the Week selections this season.
- **Quinn Cook** (Nov. 23), **Seth Curry** (Dec. 31, March 11), **Ryan Kelly** (Jan. 7, March 4) and **Mason Plumlee** (Dec. 3, Feb. 11) were named player of the week this season, marking only the third time in ACC history that four different players from the same team have been named conference player of the week within a season.
- Duke is the only team in ACC history with three players who have garnered multiple ACC Player of the Week citations in the same season.

Scoring by Starters

- Duke had the most productive starting lineup in the country with an average of 67.6 points per game coming from the starting five.
- The group combined to account for 87.0 percent of Duke's total scoring on the season, which was the second-highest clip in the nation.

Three-Point FG Streak Intact

- Duke has connected on at least one three-pointer in 837 consecutive games, the fourth-longest streak in the nation.

Consecutive Games with a 3PT FG

Team	Games
UNLV	875
Vanderbilt	863
Kentucky	861
Duke	837
Western Kentucky	806
Arkansas	805

2012-13 Results

Overall Record: 30-6 (Home: 16-0; Road: 5-4; Neutral: 9-2)

ACC Record: 14-4 (Home: 9-0; Road: 5-4)

Date	Opponent	Result	Duke High Scorer	Opponent High Scorer	Duke High Rebounder	Opponent High Rebounder	Duke High Assists	Att.
N. 9	[8/-] GEORGIA STATE	W, 74-55	Mason Plumlee (19)	Devonta White (19)	Mason Plumlee (14)	R.J. Hunter (10)	Kelly / Sulaimon (4)	9,314#
N. 13	[9/3] ^ vs. Kentucky	W, 75-68	Seth Curry (23)	Alex Poythress (20)	Rasheed Sulaimon (6)	Noel / Poythress (8)	Rasheed Sulaimon (5)	22,847
N. 18	[9/-] < FLORIDA GULF COAST	W, 88-67	Mason Plumlee (28)	Bernard Thompson (24)	Plumlee / Kelly (9)	three with (6)	Quinn Cook (9)	9,314#
N. 22	[5/-] > vs. Minnesota	W, 89-71	Seth Curry (25)	Rodney Williams (16)	Mason Plumlee (17)	Rodney Williams (7)	Quinn Cook (4)	3,511#
N. 23	[5/-] > vs. VCU	W, 67-58	Mason Plumlee (17)	Graham / Reddic (16)	Mason Plumlee (10)	Juvonte Reddic (13)	Quinn Cook (9)	3,474
N. 24	[5/2] > vs. Louisville	W, 76-71	Mason Plumlee (16)	Peyton Siva (19)	Mason Plumlee (7)	Stephen Van Treese (8)	Quinn Cook (6)	3,511#
N. 28	[2/4] + OHIO STATE	W, 73-68	Mason Plumlee (21)	Deshaun Thomas (16)	Mason Plumlee (17)	Amir Williams (10)	Quinn Cook (8)	9,314#
D. 1	[2/-] DELAWARE	W, 88-50	Plumlee & Kelly (18)	Devon Saddler (23)	Mason Plumlee (11)	Saddler & Baptiste (9)	Tyler Thornton (10)	9,314#
D. 8	[2/-] - vs. Temple	W, 90-67	Seth Curry (23)	Quenton DeCosey (13)	Mason Plumlee (14)	Anthony Lee (9)	Rasheed Sulaimon (7)	12,157
D. 19	[1/-] CORNELL	W, 88-47	Seth Curry (20)	Shonn Miller (14)	Mason Plumlee (9)	Shonn Miller (6)	Quinn Cook (12)	9,314#
D. 20	[1/-] ELON	W, 76-54	Mason Plumlee (21)	Sebastian Koch (14)	Mason Plumlee (15)	Sebastian Koch (9)	Sulaimon / Thornton (4)	9,314#
D. 29	[1/-] SANTA CLARA	W, 90-77	Seth Curry (31)	Kevin Foster (29)	Mason Plumlee (13)	Evan Roquemore (6)	Cook / Plumlee (5)	9,314#
J. 2	[1/-] % vs. Davidson	W, 67-50	Ryan Kelly (18)	Jake Cohen (19)	three with (7)	De'Mon Brooks (12)	Seth Curry (3)	13,607
J. 5	[1/-] WAKE FOREST *	W, 80-62	Kelly / Curry (22)	Travis McKie (22)	Mason Plumlee (12)	Devin Thomas (12)	Quinn Cook (14)	9,314#
J. 8	[1/-] CLEMSON *	W, 68-40	Quinn Cook (27)	Devin Booker (12)	Mason Plumlee (13)	Devin Booker (15)	Cook / Plumlee (5)	9,314#
J. 12	[1/20] at N.C. State *	L, 76-84	Seth Curry (22)	C.J. Leslie (25)	Mason Plumlee (11)	Richard Howell (18)	Quinn Cook (7)	19,557#
J. 17	[3/-] GEORGIA TECH *	W, 73-57	Seth Curry (24)	Chris Bolden (20)	Mason Plumlee (13)	Carter, Jr. / Miller (9)	Quinn Cook (5)	9,314#
J. 23	[1/25] at Miami *	L, 63-90	Rasheed Sulaimon (16)	Durand Scott (25)	Mason Plumlee (11)	Larkin / Gamble (10)	Quinn Cook (5)	7,972#
J. 26	[1/-] MARYLAND *	W, 84-64	Rasheed Sulaimon (25)	Wells / Mitchell (13)	Amile Jefferson (9)	Alex Len (10)	Quinn Cook (9)	9,314#
J. 30	[5/-] at Wake Forest *	W, 75-70	Mason Plumlee (32)	Devin Thomas (15)	Mason Plumlee (9)	Travis McKie (7)	Quinn Cook (7)	12,603
F. 2	[5/-] at Florida State *	W, 79-60	Seth Curry (21)	Aaron Thomas (14)	Plumlee / Cook (5)	Michael Snaer (5)	Quinn Cook (6)	12,100#
F. 7	[4/-] N.C. STATE *	W, 98-85	Mason Plumlee (30)	Richard Howell (23)	Mason Plumlee (9)	Richard Howell (9)	Tyler Thornton (6)	9,314#
F. 10	[4/-] at Boston College *	W, 62-61	Mason Plumlee (19)	Olivier Hanlan (20)	Mason Plumlee (10)	Ryan Anderson (6)	Cook/Curry (3)	6,709
F. 13	[2/-] NORTH CAROLINA *	W, 73-68	Plumlee / Cook (18)	P.J. Hairston (23)	Mason Plumlee (11)	three with (8)	Rasheed Sulaimon (5)	9,314#
F. 16	[2/-] at Maryland *	L, 81-83	Seth Curry (25)	Alex Len (19)	Rasheed Sulaimon (4)	Alex Len (9)	Quinn Cook (6)	17,950#
F. 21	[6/-] at Virginia Tech *	W, 88-56	Seth Curry (22)	Erick Green (22)	Mason Plumlee (12)	C.J. Barksdale (8)	Plumlee/Thornton (5)	7,585
F. 24	[6/-] BOSTON COLLEGE *	W, 89-68	Rasheed Sulaimon (27)	Ryan Anderson (23)	Mason Plumlee (15)	Joe Rahon (6)	Mason Plumlee (4)	9,314#
F. 28	[3/-] at Virginia *	L, 68-73	Seth Curry (28)	Joe Harris (36)	Mason Plumlee (7)	Akil Mitchell (12)	Three with (2)	14,593
M. 2	[3/5] MIAMI *	W, 79-76	Ryan Kelly (36)	Shane Larkin (25)	Ryan Kelly (7)	Kenny Kadji (10)	Quinn Cook (5)	9,314#
M. 5	[3/-] VIRGINIA TECH *	W, 85-57	Ryan Kelly (18)	Erick Green (25)	Ryan Kelly (9)	Jarell Eddie (7)	Plumlee/Kelly (5)	9,314#
M. 9	[3/-] at North Carolina *	W, 69-53	Mason Plumlee (23)	J. Michael McAdoo (15)	Mason Plumlee (13)	Bullock/Hairston (6)	Quinn Cook (5)	21,750#
M. 15	[2/-] & vs. Maryland	L, 83-74	Mason Plumlee (19)	Dez Wells (30)	Mason Plumlee (7)	Jake Layman (9)	Seth Curry (3)	23,500#
M. 22	[6/-] ! vs. ¹⁵ Albany	W, 73-61	Seth Curry (26)	Jacob Iati (15)	Mason Plumlee (8)	Peter Hooley (8)	Quinn Cook (11)	20,125#
M. 24	[6/21] ! vs. ⁷ Creighton	W, 66-50	Rasheed Sulaimon (21)	Doug McDermott (21)	Tyler Thornton (6)	Doug McDermott (9)	Quinn Cook (6)	20,125#
M. 29	[6/9] < vs. ³ Michigan State	W, 71-61	Seth Curry (29)	Keith Appling (16)	Plumlee / Kelly (7)	Adreian Payne (10)	Three with (2)	35,520
M. 31	[6/2] < vs. ¹ Louisville	L, 63-85	Mason Plumlee (17)	Russ Smith (23)	Mason Plumlee (12)	Gorgui Dieng (11)	Quinn Cook (5)	34,657

SEASON IN REVIEW

Home games in **BOLDFACE CAPS**

* - indicates Atlantic Coast Conference game

[] - denotes Duke/opponent AP ranking at time of game

- denotes sellout crowd

^ - Champions Classic (Georgia Dome - Atlanta)

> - Battle 4 Atlantis (Imperial Arena - Nassau, Bahamas)

+ - ACC/Big Ten Challenge

-- CARQUEST Auto Parts Classic (Izod Center - East Rutherford, N.J.)

% - Time Warner Cable Arena - Charlotte, N.C.

& - ACC Tournament (Greensboro Coliseum - Greensboro, N.C.)

! - NCAA Tournament (Wells Fargo Center - Philadelphia, Pa.)

< - NCAA Tournament (Lucas Oil Stadium - Indianapolis, Ind.)

2012-13 Duke Men's Basketball Attendance				Duke by the Numbers	
Site	Games	Total	Average		
Home	16	149,024	9,314	Total Games	2,841
Away	9	120,819	13,424	Seasons of Men's Basketball	108th
Neutral	11	193,039	17,549	ACC Championships	19 (last in 2011)
Totals	36	462,877	12,858	NCAA Tournament Appearances	37 (last in 2013)
				NIT Appearances	5
				20-Win Seasons	48
				30-Win Seasons	13
				Overtime Games	120 (66-54)
				Duke 100-Point Games	178 (173-5)

2012-13 Statistics

Overall Statistics (30-6)																										
##	Player	GP	GS	TOTAL			3-PTS			FT			REBOUNDS				PF		DQ		Ast	TO	Blk	Stl	Pts	PPG
				Min	MPG	FG	A	Pct	FG	A	Pct	FT	A	Pct	OR	DR	TR	RPG								
30	Seth Curry	35	35	1130	32.3	197	424	.465	95	217	.438	123	152	.809	20	69	89	2.5	60	0	54	42	6	30	612	17.5
05	Mason Plumlee	36	36	1248	34.7	221	369	.599	0	0	.000	173	254	.681	99	260	359	10.0	92	3	70	103	52	36	615	17.1
34	Ryan Kelly	23	23	664	28.9	96	212	.453	35	83	.422	69	85	.812	37	85	122	5.3	55	3	38	23	37	16	296	12.9
02	Quinn Cook	36	34	1208	33.6	151	363	.416	55	140	.393	64	73	.877	19	119	138	3.8	96	2	190	79	5	51	421	11.7
14	Rasheed Sulaimon	36	33	1050	29.2	137	323	.424	49	132	.371	93	116	.802	18	103	121	3.4	79	1	68	45	2	27	416	11.6
21	Amile Jefferson	32	7	405	12.7	51	94	.543	0	0	.000	25	41	.610	42	50	92	2.9	53	2	7	12	16	12	127	4.0
03	Tyler Thornton	36	6	791	22.0	41	101	.406	31	79	.392	17	25	.680	17	65	82	2.3	99	6	79	38	4	46	130	3.6
15	Josh Hairston	35	6	444	12.7	36	80	.450	0	1	.000	18	26	.692	29	44	73	2.1	85	5	8	19	6	5	90	2.6
12	Alex Murphy	31	0	194	6.3	27	55	.491	5	24	.208	5	12	.417	9	21	30	1.0	18	0	0	11	3	5	64	2.1
52	Todd Zafirovski	7	0	16	2.3	2	4	.500	0	0	.000	1	4	.250	1	2	3	0.4	3	0	0	0	1	1	5	0.7
40	Marshall Plumlee	19	0	50	2.6	1	8	.125	0	0	.000	0	8	.000	5	6	11	0.6	5	0	1	5	3	3	2	0.1
	Team														41	47	88				5					
	Total	36		7200		960	2033	.472	270	676	.399	588	796	.739	337	871	1208	33.6	645	22	515	383	135	232	2778	77.2
	Opponents	36		7200		852	2049	.416	160	551	.290	486	671	.724	415	834	1249	34.7	703	17	341	502	110	179	2350	65.3

SCORE BY PERIODS:	1st	2nd	Total
Duke	1,290	1,488	2,778
Opponents	1,083	1,267	2,350

ACC Overall Statistics (14-4)

##	Player	GP	GS	TOTAL			3-PTS			FT			REBOUNDS				PF		DQ		Ast	TO	Blk	Stl	Pts	PPG
				Min	MPG	FG	A	Pct	FG	A	Pct	FT	A	Pct	OR	DR	TR	RPG								
34	Ryan Kelly	5	5	128	25.6	28	48	.583	16	25	.640	24	28	.857	9	20	29	5.8	12	1	10	6	4	3	96	19.2
30	Seth Curry	18	18	586	32.6	104	228	.456	55	122	.451	56	70	.800	12	40	52	2.9	29	0	35	22	3	15	319	17.7
05	Mason Plumlee	18	18	647	35.9	104	187	.556	0	0	.000	80	122	.656	52	122	174	9.7	43	1	41	52	26	21	288	16.0
02	Quinn Cook	18	18	630	35.0	90	211	.427	35	88	.398	30	33	.909	11	58	69	3.8	47	1	91	40	3	23	245	13.6
14	Rasheed Sulaimon	18	16	503	27.9	69	157	.439	26	67	.388	35	44	.795	6	49	55	3.1	46	0	31	24	0	12	199	11.1
21	Amile Jefferson	17	7	275	16.2	35	64	.547	0	0	.000	17	26	.654	30	38	68	4.0	39	2	4	4	11	8	87	5.1
15	Josh Hairston	17	6	260	15.3	26	50	.520	0	0	.000	9	14	.643	16	20	36	2.1	44	2	5	11	4	3	61	3.6
03	Tyler Thornton	18	2	393	21.8	17	48	.354	12	35	.343	5	9	.556	12	24	36	2.0	50	3	36	16	1	18	51	2.8
12	Alex Murphy	16	0	129	8.1	18	33	.545	2	14	.143	4	10	.400	7	8	15	0.9	13	0	0	6	0	3	42	2.6
40	Marshall Plumlee	14	0	44	3.1	1	7	.143	0	0	.000	0	6	.000	3	5	8	0.6	5	0	1	5	2	3	2	0.1
52	Todd Zafirovski	4	0	5	1.3	0	1	.000	0	0	.000	0	0	.000	0	1	1	0.3	1	0	0	0	0	1	0	0.0
	Team														20	25	45				3					
	Total	18		3600		492	1034	.476	146	351	.416	260	362	.718	178	410	588	32.7	329	10	254	189	54	110	1390	77.2
	Opponents	18		3600		445	1010	.441	69	250	.276	248	355	.699	209	415	624	34.7	339	9	172	249	56	84	1207	67.1

SCORE BY PERIODS:	1st	2nd	Total
Duke	660	730	1,390
Opponents	558	649	1,207

Miscellaneous Statistics		
Games as Leading Scorer Seth Curry 15, Mason Plumlee 14, Ryan Kelly 4, Rasheed Sulaimon 4, Quinn Cook 2	20+ Point Games Seth Curry 18, Mason Plumlee 9, Quinn Cook 3, Rasheed Sulaimon 3, Ryan Kelly 2	Three-Point Plays Mason Plumlee 12, Rasheed Sulaimon 8, Amile Jefferson 7, Seth Curry 4, Ryan Kelly 4, Josh Hairston 3, Quinn Cook 1, Alex Murphy 1
Games as Leading Rebounder Mason Plumlee 30, Ryan Kelly 5, Rasheed Sulaimon 3, Amile Jefferson 1, Quinn Cook 1, Tyler Thornton 1	10+ Rebound Games Mason Plumlee 19, Ryan Kelly 2, Amile Jefferson 1	Charges Drawn Josh Hairston 20, Rasheed Sulaimon 11, Ryan Kelly 9, Tyler Thornton 8, Seth Curry 6, Quinn Cook 2, Mason Plumlee 2
Games Leading in Assists Quinn Cook 24, Rasheed Sulaimon 6, Tyler Thornton 6, Mason Plumlee 5, Seth Curry 3, Ryan Kelly 3	Double-Doubles Mason Plumlee 18, Ryan Kelly 2	Technical Fouls Tyler Thornton 1, Mason Plumlee 1, Quinn Cook 1, Rasheed Sulaimon 1
Double-Figure Scoring Games Mason Plumlee 33, Seth Curry 29, Rasheed Sulaimon 22, Quinn Cook 21, Ryan Kelly 15, Amile Jefferson 6, Alex Murphy 2, Tyler Thornton 2, Josh Hairston 2	10-Assist Games Quinn Cook 3, Tyler Thornton 1	Bench Scoring Opponent 483 Duke 358 Tyler Thornton 94, Amile Jefferson 85, Alex Murphy 64, Josh Hairston 61, Rasheed Sulaimon 32, Quinn Cook 15, Todd Zafirovski 5, Marshall Plumlee 2
30+ Point Games Mason Plumlee 2, Seth Curry 1, Ryan Kelly 1	Dunks Mason Plumlee 87, Rasheed Sulaimon 6, Amile Jefferson 3, Ryan Kelly 2, Josh Hairston 2, Alex Murphy 2	
	Four-Point Plays Seth Curry 3, Rasheed Sulaimon 1	

2012-13 Box Scores

[8/8] Duke 74, Georgia State 55
Game 1 • Nov. 9, 2012 • Durham, N.C.

Player	FG	3FG	FT	REB	PF	TP	A	TO	B	S	Min
Ga. State	29	3	12	10	21	55	4	16	0	7	200
Altkins	2-9	0-1	1-2	2-0-2	1	5	0	4	0	1	33
Burguillos	0-1	0-0	0-0	1-1-2	3	0	0	1	0	0	7
White	6-13	3-5	4-5	1-1-2	4	19	1	6	0	3	38
Hunter	4-11	2-6	4-4	0-10-10	2	14	0	1	0	1	35
Richardson	0-3	0-2	0-0	1-2-3	1	0	0	0	0	0	17
Travers	0-0	0-0	0-0	0-0-0	0	0	0	1	0	0	1
Solomon	2-3	0-0	1-2	0-2-2	1	5	0	1	0	0	16
Shipes	0-0	0-0	0-0	0-0-0	1	0	0	0	0	0	4
Criider	1-6	0-0	2-4	2-3-5	4	4	2	1	0	0	21
Vincent	4-5	0-0	0-0	2-3-5	4	8	0	2	0	2	28
TEAM	1-1-2										
Totals	19-51	5-14	12-17	10-23-33	21	55	4	16	0	7	200
Pct.	37.3	35.7	70.6	DR: 2							

FG's (1st half: 8-25, 32.0%; 2nd half: 11-26, 42.3%)
3FG's (1st half: 1-8, 12.5%; 2nd half: 4-6, 66.7%)
FT's (1st half: 5-6, 83.3%; 2nd half: 7-11, 63.6%)

Player	FG	3FG	FT	REB	PF	TP	A	TO	B	S	Min
Duke	19	5	12	10	21	55	4	16	0	7	200
Ma. Plumlee	8-12	0-0	3-7	3-11-14	3	19	2	3	4	1	35
Kelly	2-6	1-3	3-4	0-3-3	1	8	4	1	1	0	33
Thorton	4-7	3-6	2-2	0-4-4	2	13	3	4	0	2	30
Sulaimon	2-5	2-3	0-0	0-4-4	3	6	4	1	0	0	30
Curry	5-10	3-7	2-3	0-0-0	4	15	1	3	1	0	30
Cook	2-4	2-4	2-2	1-1-2	3	8	2	2	0	0	21
Hairston	0-2	0-1	0-0	0-1-1	3	0	0	1	0	0	8
Jefferson	1-1	0-0	3-5	1-1-2	0	5	1	0	0	1	13
TEAM	1-0-1										
Totals	24-47	11-24	15-23	6-25-31	19	74	17	15	6	4	200
Pct.	51.1	45.8	65.2	DR: 2							

FG's (1st half: 9-20, 45.0%; 2nd half: 15-27, 55.6%)
3FG's (1st half: 3-7, 42.9%; 2nd half: 8-17, 47.1%)
FT's (1st half: 11-15, 73.3%; 2nd half: 4-8, 50.0%)

Officials: Brian Dorsey, Dwayne Gladden, Jeffrey Anderson
Attendance: 9,314 • Technical Fouls: None

Score by Periods	1st	2nd	Total
Georgia State	22	33	55
Duke	32	42	74

[9/9] Duke 75, [3/3] Kentucky 68
Game 2 • Nov. 13, 2012 • Atlanta, Ga.

Player	FG	3FG	FT	REB	PF	TP	A	TO	B	S	Min
Duke	26	8	15	22	17	75	16	8	6	6	200
Ma. Plumlee	7-8	0-0	4-4	0-3-3	5	18	3	5	2	1	29
Kelly	4-11	1-3	1-4	1-2-3	2	10	1	0	3	3	34
Thorton	0-1	0-1	2-2	0-3-3	1	2	2	1	0	1	20
Sulaimon	3-14	3-7	1-2	2-4-6	1	10	5	0	0	0	33
Curry	7-14	3-5	6-6	1-2-3	0	23	1	0	1	1	34
Cook	3-5	1-2	0-2	0-3-3	2	7	3	2	0	0	30
Murphy	0-0	0-0	0-0	0-0-0	0	0	0	0	0	0	2
Hairston	0-0	0-0	0-0	1-1-5	5	5	0	0	0	0	14
Jefferson	0-1	0-0	0-0	1-0-1	1	0	1	0	0	0	4
TEAM	2-2-4										
Totals	26-57	8-11	15-22	11-20-31	17	75	16	8	6	6	200
Pct.	45.6	44.4	68.2	DR: 4							

FG's (1st half: 12-30, 40.0%; 2nd half: 14-27, 51.9%)
3FG's (1st half: 4-11, 36.4%; 2nd half: 8-18, 44.4%)
FT's (1st half: 5-10, 50.0%; 2nd half: 10-12, 83.3%)

Player	FG	3FG	FT	REB	PF	TP	A	TO	B	S	Min
Kentucky	25	4	10	21	20	68	13	13	4	4	200
Noel	5-11	0-0	6-8	2-6-8	3	16	2	1	3	4	38
Paythress	9-12	1-2	1-2	5-3-8	2	20	0	2	0	0	37
Williford	2-5	1-2	0-0	1-2-3	2	5	4	0	0	0	32
Goodwin	5-12	1-2	5-8	1-5-6	4	16	4	4	1	0	37
Mays	2-8	1-4	2-2	0-1-1	3	7	3	4	0	0	37
Hood	0-0	0-0	0-0	0-0-0	0	0	0	0	0	0	1
Polson	0-0	0-0	0-0	0-1-1	3	0	0	1	0	0	12
Caulley-Stein	2-3	0-0	0-1	0-0-0	3	4	0	1	0	0	6
TEAM	0-3-3										
Totals	25-51	4-10	14-21	9-21-30	20	68	13	13	4	4	200
Pct.	49.0	40.0	66.7	DR: 5							

FG's (1st half: 11-24, 45.8%; 2nd half: 14-27, 51.9%)
3FG's (1st half: 3-5, 60.0%; 2nd half: 1-5, 20.0%)
FT's (1st half: 6-11, 54.4%; 2nd half: 8-10, 80.0%)

Officials: Tony Greene, Mike Eades, Roger Ayers
Attendance: 22,847 • Technical Fouls: None

Score by Periods	1st	2nd	Total
Kentucky	31	37	68
Duke	33	42	75

[9/9] Duke 88, Florida Gulf Coast 67
Game 3 • Nov. 18, 2012 • Durham, N.C.

Player	FG	3FG	FT	REB	PF	TP	A	TO	B	S	Min
Duke	23	5	10	11	24	67	11	25	3	8	200
McKnight	2-6	0-0	0-0	2-2-4	5	4	0	1	1	1	14
Fidler	1-3	1-3	0-0	1-2-3	5	3	1	3	0	0	22
Comer	1-6	0-1	0-0	1-2-3	2	2	3	5	0	1	23
Thompson	9-13	6-8	0-0	2-4-6	4	24	1	4	0	5	30
Brown	3-12	1-4	5-5	3-3-6	3	12	3	3	1	0	36
Varidel	2-3	1-2	2-2	0-0-0	0	7	0	5	0	0	17
Cvijeticanin	2-6	2-5	0-0	2-2-4	0	6	0	0	0	0	21
Murray	3-7	2-2	1-2	2-4-6	3	7	1	3	1	0	24
Blake	0-0	0-0	0-0	0-0-0	0	0	0	0	0	0	1
Graf	0-1	0-0	2-2	0-0-0	0	2	2	1	0	1	12
TEAM	0-1-1										
Totals	23-57	11-25	10-11	13-20-33	24	67	11	25	3	8	200
Pct.	40.4	44.0	90.9	DR: 1							

FG's (1st half: 12-30, 40.0%; 2nd half: 11-27, 40.7%)
3FG's (1st half: 6-13, 46.2%; 2nd half: 5-12, 41.7%)
FT's (1st half: 0-0, 0.0%; 2nd half: 10-11, 90.9%)

Player	FG	3FG	FT	REB	PF	TP	A	TO	B	S	Min
Duke	30	9	19	23	24	67	11	25	3	8	200
Ma. Plumlee	9-11	0-0	10-11	5-4-9	0	28	1	3	2	0	35
Kelly	5-10	1-5	3-5	5-4-9	2	14	3	0	0	2	25
Cook	3-8	2-4	0-0	1-3-4	2	8	9	5	0	1	29
Sulaimon	5-12	3-8	6-6	0-3-3	2	19	2	3	0	1	33
Curry	4-10	2-8	0-0	0-1-1	3	10	0	1	0	1	24
Thorton	1-5	1-5	0-0	0-1-1	0	3	4	3	0	2	24
Murphy	0-2	0-1	0-0	1-1-2	1	0	0	1	0	0	6
Hairston	1-1	0-0	0-0	0-2-2	2	2	0	0	0	0	11
Jefferson	2-4	0-0	0-1	1-1-2	2	4	0	1	2	2	13
TEAM	3-1-4										
Totals	30-63	9-31	19-23	16-21-37	14	88	19	18	4	9	200
Pct.	47.6	29.0	82.6	DR: 0							

FG's (1st half: 16-34, 47.1%; 2nd half: 14-29, 48.3%)
3FG's (1st half: 7-20, 35.0%; 2nd half: 2-11, 18.2%)
FT's (1st half: 13-14, 92.9%; 2nd half: 6-9, 66.7%)

Officials: Doug Simons, Louie Andrakakos, William Humes
Attendance: 9,314 • Technical Fouls: None

Score by Periods	1st	2nd	Total
Florida Gulf Coast	30	37	67
Duke	52	36	88

[5/5] Duke 89, Minnesota 71
Game 4 • Nov. 22, 2012 • Paradise Island, Bahamas

Player	FG	3FG	FT	REB	PF	TP	A	TO	B	S	Min
Minnesota	24	4	16	19	71	15	15	6	7	200	
Williams	6-11	1-3	3-6	3-4-7	3	16	1	2	2	1	33
Eliason	0-2	0-0	1-2	2-2-4	2	1	0	0	1	0	14
Hollins, An.	4-13	2-7	2-2	0-3-3	3	12	4	1	1	0	24
Coleman	3-7	0-0	1-2	2-0-2	2	7	3	4	0	2	26
Hollins, Au.	3-10	1-4	0-0	4-2-6	3	7	2	4	0	1	32
Welch	0-2	0-1	0-0	0-2-2	2	0	4	1	0	1	13
Osnieks	0-2	0-1	0-0	1-0-1	0	0	0	1	0	0	7
Ahanmisi	2-2	0-0	6-6	0-0-0	0	10	1	1	0	2	15
Walker	2-4	0-0	1-1	2-3-5	2	5	0	0	0	0	9
Ingram	1-1	0-0	0-0	0-1-1	2	2	0	0	0	0	9
Mbakwe	3-6	0-0	5-6	2-1-3	0	11	0	1	2	0	18
TEAM	0-1-1										
Totals	24-60	4-16	19-25	16-19-35	19	71	15	15	6	7	200
Pct.	40.0	25.0	76.0	DR: 0.4							

FG's (1st half: 12-28, 42.9%; 2nd half: 12-32, 37.5%)
3FG's (1st half: 2-7, 28.6%; 2nd half: 2-9, 22.2%)
FT's (1st half: 7-10, 70.0%; 2nd half: 12-15, 80.0%)

Player	FG	3FG	FT	REB	PF	TP	A	TO	B	S	Min
Duke	30	8	16	21	21	89	12	15	4	12	200
Ma. Plumlee	6-11	0-0	8-10	5-12							

[2/2] Duke 73, [4/4] Ohio State 88
Game 7 • Nov. 28, 2012 • Durham, N.C.

Duke	FG	3FG	FT	REB	PF	TP	A	TO	B	S	Min	
Thomas	f 6-14	3-6	1-1	0-2-2	3	16	0	0	1	0	30	
Thompson	f 2-6	0-1	0-0	1-7-8	2	4	0	2	0	1	25	
Ravenel	f 4-4	0-0	0-0	0-2-2	3	8	0	0	1	0	14	
Craft	g 3-15	1-4	4-6	3-1-4	5	11	1	3	0	0	34	
Smith Jr.	g 4-12	1-6	2-3	2-3-5	4	11	2	0	0	0	39	
Scott	1-8	0-2	3-4	1-0-1	4	5	3	1	0	2	20	
Ross	3-7	1-2	2-2	3-0-3	1	9	0	1	0	0	11	
Williams	0-2	0-0	4-6	6-4-10	1	4	0	0	1	0	27	
TEAM				2-3-5								
Totals	23-68	6-21	16-22	18-22-40	23	68	6	7	2	4	200	
Pct.	33.8	28.6	72.7	DR: 4								

FG's (1st half: 11-34, 32.4%; 2nd half: 12-34, 35.3%)
 3FG's (1st half: 4-13, 30.8%; 2nd half: 2-8, 25.0%)
 FT's (1st half: 5-8, 62.5%; 2nd half: 11-14, 78.6%)

Duke	FG	3FG	FT	REB	PF	TP	A	TO	B	S	Min	
Ma. Plumlee	f 6-11	0-0	9-12	5-12-17	2	21	2	2	1	0	39	
Kelly	f 5-10	3-5	2-2	0-3-3	5	15	0	1	3	0	29	
Cook	g 3-10	0-2	6-7	0-6-6	4	12	8	3	0	2	40	
Sulaimon	g 7-12	2-4	1-2	0-4-4	2	17	0	1	0	0	31	
Curry	g 1-6	0-1	2-3	0-1-1	2	4	0	1	0	0	28	
Thornton	0-0	0-0	0-1	1-1-2	4	0	1	0	1	1	17	
Murphy	0-0	0-0	0-0	0-0-0	0	0	0	0	0	0	3	
Hairston	2-2	0-0	0-0	1-1-2	0	4	0	0	0	0	10	
Jefferson	0-0	0-0	0-0	0-0-0	0	0	0	0	0	0	0	
TEAM				1-1-2								
Totals	24-51	5-12	20-27	8-29-37	19	73	11	8	5	3	200	
Pct.	47.1	41.7	74.1	DR: 4								

FG's (1st half: 6-20, 30.0%; 2nd half: 18-31, 58.1%)
 3FG's (1st half: 1-7, 14.3%; 2nd half: 4-5, 80.0%)
 FT's (1st half: 10-12, 83.3%; 2nd half: 10-16, 66.7%)

Officials: Karl Hess, Mike Eades, John Cahill
 Attendance: 9,314 • Technical Fouls: Ohio State - Smith Jr., Duke - Thornton

Score by Periods	1st	2nd	Total
Ohio State	31	37	68
Duke	23	50	73

[2/2] Duke 88, Delaware 50
Game 8 • Dec. 1, 2012 • Durham, N.C.

Delaware	FG	3FG	FT	REB	PF	TP	A	TO	B	S	Min	
Bapliste	f 1-5	0-0	0-0	3-6-9	4	2	0	1	0	2	26	
Hagins	f 3-9	0-0	0-0	1-5-6	4	6	1	4	0	1	22	
Saddler	g 8-22	1-3	6-9	4-5-9	1	23	1	4	0	1	38	
Rogers	g 1-10	0-3	2-2	0-0-0	0	4	0	3	0	0	27	
Anderson	g 3-10	1-8	0-0	0-1-1	2	7	1	1	1	1	34	
Alshouse	0-0	0-0	0-0	0-1-1	0	0	0	0	0	0	1	
McNulty	0-0	0-0	0-0	0-0-0	1	0	0	0	0	0	2	
Savage	0-3	0-0	0-2	1-1-2	0	0	0	0	0	0	7	
King-Davis	1-3	0-0	2-5	2-2-4	2	4	0	1	0	0	14	
Townsville	0-2	0-0	0-0	0-2-2	0	0	0	0	0	0	11	
Brinkley	1-1	0-0	2-2	1-1-2	3	4	0	1	0	0	16	
Williams	0-0	0-0	0-0	0-0-0	0	0	0	0	0	0	2	
TEAM				2-2-4								
Totals	18-65	2-14	12-20	14-26-40	17	50	3	15	1	5	200	
Pct.	27.7	14.3	60.0	DR: 4.1								

FG's (1st half: 7-29, 24.1%; 2nd half: 11-36, 30.6%)
 3FG's (1st half: 1-6, 16.7%; 2nd half: 1-8, 12.5%)
 FT's (1st half: 4-7, 57.1%; 2nd half: 8-13, 61.5%)

Duke	FG	3FG	FT	REB	PF	TP	A	TO	B	S	Min	
Ma. Plumlee	f 6-9	0-0	6-10	1-10-11	0	18	0	2	3	1	24	
Kelly	f 8-13	2-4	0-0	1-2-3	0	18	0	1	1	2	24	
Cook	g 3-7	2-5	0-0	0-2-2	2	8	6	1	1	2	27	
Thornton	g 1-4	1-4	0-0	1-5-6	4	3	10	3	0	3	33	
Sulaimon	g 6-12	1-4	1-1	1-3-4	3	14	6	2	0	0	33	
Murphy	4-7	1-3	1-2	1-6-7	1	10	0	2	1	1	21	
Hairston	1-4	0-0	1-2	1-5-6	5	3	1	0	1	0	11	
Jefferson	5-9	0-0	2-4	3-3-6	2	12	0	1	0	0	21	
Zafirovski	1-2	0-0	0-2	1-0-1	2	2	0	0	1	0	6	
TEAM				0-1-1								
Totals	35-67	7-20	11-21	10-37-47	19	88	23	11	8	9	200	
Pct.	52.2	35.0	52.4	DR: 5								

FG's (1st half: 16-31, 51.6%; 2nd half: 19-36, 52.8%)
 3FG's (1st half: 3-13, 23.1%; 2nd half: 4-7, 57.1%)
 FT's (1st half: 7-11, 63.6%; 2nd half: 4-10, 40.0%)

Officials: Tim Nestor, Ray Natili, Dwayne Gladden
 Attendance: 9,314 • Technical Fouls: None

Score by Periods	1st	2nd	Total
Delaware	19	31	50
Duke	42	46	88

[2/2] Duke 90, Temple 67
Game 9 • Dec. 9, 2012 • East Rutherford, N.J.

Temple	FG	3FG	FT	REB	PF	TP	A	TO	B	S	Min	
Wyatt	g 3-15	0-4	0-0	1-0-1	1	6	3	1	0	0	26	
Cummings	g 3-7	1-2	0-0	0-0-0	2	7	1	1	0	0	18	
Randall	g 3-9	0-3	0-0	3-4-7	4	6	4	0	1	0	37	
Lee	f 3-8	0-0	0-0	2-7-9	3	6	1	1	0	0	17	
Hollis-Jefferson	f 3-8	0-0	0-1	4-2-6	4	6	4	3	3	2	28	
Dileo	3-4	1-1	0-0	1-2-3	0	7	1	1	0	0	19	
McDonnell	0-0	0-0	0-0	0-0-0	0	0	0	0	0	0	2	
Pepper	2-7	2-4	0-0	1-2-3	1	6	1	1	0	1	18	
O'Brien	3-7	1-4	1-1	1-0-1	3	8	0	0	0	0	13	
Decosey	5-6	3-3	0-2	0-3-3	3	13	1	1	0	0	18	
Watson	1-1	0-0	0-0	1-0-1	0	2	0	0	0	0	1	
Dingle	0-1	0-0	0-0	1-1-1	0	0	0	1	0	0	3	
TEAM				2-2-4								
Totals	29-73	8-21	1-4	16-23-39	21	67	16	10	4	3	200	
Pct.	39.7	38.1	25.0	DR: 2.1								

FG's (1st half: 14-39, 35.9%; 2nd half: 15-34, 44.1%)
 3FG's (1st half: 4-11, 36.4%; 2nd half: 4-10, 40.0%)
 FT's (1st half: 0-0, 0.0%; 2nd half: 1-4, 25.0%)

Duke	FG	3FG	FT	REB	PF	TP	A	TO	B	S	Min	
Ma. Plumlee	f 5-14	0-0	6-11	5-9-14	2	16	1	2	0	0	33	
Kelly	f 3-9	1-2	7-8	2-8-10	1	14	1	1	1	0	30	
Cook	g 5-8	3-4	1-2	1-3-4	3	14	4	2	0	3	36	
Sulaimon	g 2-6	1-2	3-3	0-2-2	1	8	7	0	0	1	30	
Curry	g 7-11	5-9	4-4	0-0-0	2	23	3	1	0	0	31	
Thornton	1-2	1-2	0-0	1-2-3	3	3	2	0	2	1	18	
Murphy	2-4	1-1	0-0	0-0-0	1	5	0	0	0	0	5	
Hairston	0-0	0-0	0-0	0-1-1	0	0	0	0	0	0	5	
Jefferson	3-5	0-0	1-1	1-1-2	2	7	1	0	1	0	9	
TEAM				1-1-2								
Totals	28-59	12-20	22-29	11-27-38	15	90	19	6	2	6	200	
Pct.	47.5	60.0	75.9	DR: 3.2								

FG's (1st half: 14-27, 51.9%; 2nd half: 14-32, 43.8%)
 3FG's (1st half: 6-11, 54.5%; 2nd half: 6-9, 66.7%)
 FT's (1st half: 12-16, 75.0%; 2nd half: 10-13, 76.9%)

Officials: Karl Hess, Joe Lindsay, Bryan Kersey
 Attendance: 12,157 • Technical Fouls: None

Score by Periods	1st	2nd	Total
Temple	32	35	67
Duke	46	44	90

SEASON IN REVIEW

[1/1] Duke 88, Cornell 47
Game 10 • Dec. 19, 2012 • Durham, N.C.

Cornell	FG	3FG	FT	REB	PF	TP	A	TO	B	S	Min
Miller	f 6-9	0-1	0-0	0-6-6	2	12	0	2	1	0	28
Chemersinski	f 2-3	0-0	0-0	2-1-3	3	4	1	3	0	1	27
Cressler	g 1-5	0-1	4-4	1-0-1	1	6	0	1	0	0	12
Asalo-Adjei	g 4-6	0-0	0-0	0-2-2	1	8	3	2	0	0	18
Gray	g 2-7	0-3	1-2	1-4-5	1	5	3	4	0	2	30
Cancer	0-3	0-1	0-0	0-1-1	2	0	0	3	0	0	10
LaMore	0-1	0-0	0-0	0-0-0	0	0	0	0	0	1	4
Scello	1-2	1-2	0-0	0-2-2	0	3	0	2	0	0	7
Peck	2-9	0-0	0-0	2-3-5	0	4	1	1	0	0	16
McMillan	0-0	0-0	0-0	0-0-0	0	0	0	0	0	0	8
Cherry	2-6	0-2	1-2	0-2-2	2	5	0	5	0	0	20
Harmon	0-1	0-0	0-0	1-0-1	0	0	0	0	0	0	4
Tanwater	0-2	0-1	0-0	1-0-1	2	0	0	1	0	0	5
Figini	0-1	0-									

[1/1] Duke 67, Davidson 50

Game 13 • Jan. 2, 2013 • Charlotte, N.C.

Duke	FG	3FG	FT	REB	PF	TP	A	TO	B	S	Min
Ma. Plumlee f	4-7	0-0	2-3	0-7-7	4	10	2	6	3	2	33
Kelly f	5-8	3-4	5-6	2-5-7	1	18	0	1	1	0	35
Cook g	6-9	0-1	3-3	0-3-3	3	15	2	1	0	2	34
Sulaimon g	1-6	0-1	6-6	0-7-7	1	8	0	1	1	0	31
Curry g	3-11	0-2	0-0	0-1-1	4	6	3	1	0	1	31
Thornton	2-5	2-3	4-4	0-2-2	0	10	1	0	0	0	23
Murphy	0-0	0-0	0-0	0-0-0	0	0	0	0	0	0	1
Hairston	0-0	0-0	0-0	0-2-2	4	0	0	1	0	0	9
Jefferson	0-0	0-0	0-0	1-0-1	0	0	0	1	0	0	3
TEAM				3-0-3							
Totals	21-46	5-11	20-22	6-27-33	17	67	8	12	5	5	200
Pct.	45.7	45.5	90.9	DR: 0							

FG's (1st half: 9-22, 40.9%; 2nd half: 12-24, 50.0%)
 3FG's (1st half: 2-6, 33.3%; 2nd half: 3-5, 60.0%)
 FT's (1st half: 9-10, 90.0%; 2nd half: 11-12, 91.7%)

Davidson	FG	3FG	FT	REB	PF	TP	A	TO	B	S	Min
Cohen f	5-10	1-3	8-8	3-5-8	4	19	0	3	1	0	19
Brooks f	4-13	0-1	0-0	4-8-12	2	8	2	2	2	1	30
Kuhlman g	0-3	0-1	2-2	0-1-1	1	2	4	2	0	1	34
Cochran g	1-3	0-2	0-0	0-0-0	3	2	2	3	0	1	32
Czerapowicz g	2-8	1-5	0-0	0-2-2	1	5	0	0	0	0	23
Kalinski g	3-6	2-5	1-2	0-3-3	1	9	1	1	0	0	26
Barham	0-0	0-0	0-0	0-0-0	0	0	0	0	0	0	1
Dronay	0-1	0-1	0-0	2-2-4	3	0	0	1	0	0	14
Mann	2-12	0-1	1-1	3-0-3	4	5	0	2	3	0	21
TEAM				1-0-1							
Totals	17-56	4-19	12-13	13-21-34	19	50	9	14	6	3	200
Pct.	30.4	21.1	92.3	DR: 0							

FG's (1st half: 11-34, 32.4%; 2nd half: 6-22, 27.3%)
 3FG's (1st half: 2-10, 20.0%; 2nd half: 2-9, 22.2%)
 FT's (1st half: 9-10, 90.0%; 2nd half: 7-8, 87.5%)

Officials: Gary Maxwell, Raymond Natili, Frank Raposo
 Attendance: 13,607 • Technical Fouls: None

Score by Periods	1st	2nd	Total
Duke	29	38	67
Davidson	29	21	50

[1/1] Duke 80, Wake Forest 62

Game 14 • Jan. 5, 2013 • Durham, N.C.

Wake Forest	FG	3FG	FT	REB	PF	TP	A	TO	B	S	Min
Thomas f	0-4	0-0	0-0	2-10-12	4	0	1	6	0	0	25
McKie f	7-11	1-1	7-9	1-10-11	3	22	0	3	1	2	38
Adala-Moto f	2-7	0-1	0-0	2-4-6	3	4	0	3	0	0	13
Miller-Mintyre g	3-11	2-4	0-1	2-2-4	2	8	1	2	0	0	24
Harris g	7-11	0-2	5-7	0-2-2	1	19	4	1	0	1	35
Jones	2-3	0-0	0-0	1-0-1	4	4	0	1	0	1	21
Fischer	1-3	1-2	0-0	0-0-0	2	3	1	0	0	0	20
Washington	0-1	0-0	0-0	1-0-1	1	0	0	0	0	0	6
Roundtree	0-1	0-1	0-1	0-0-0	0	0	0	0	0	0	6
Cavanaugh	1-4	0-0	0-0	0-0-0	5	2	1	2	0	0	12
TEAM				4-2-6							
Totals	23-56	4-11	12-18	13-30-43	25	62	8	19	1	4	200
Pct.	41.1	36.4	66.7	DR: 1,1							

FG's (1st half: 11-26, 42.3%; 2nd half: 12-30, 40.0%)
 3FG's (1st half: 2-5, 40.0%; 2nd half: 2-6, 33.3%)
 FT's (1st half: 6-10, 60.0%; 2nd half: 6-8, 75.0%)

Duke	FG	3FG	FT	REB	PF	TP	A	TO	B	S	Min
Ma. Plumlee f	5-8	0-0	3-9	3-9-12	0	13	2	1	1	0	33
Kelly f	6-9	5-7	5-6	3-1-4	5	22	1	1	1	0	18
Cook g	0-11	0-4	0-0	0-3-3	1	0	14	1	0	1	38
Sulaimon g	5-11	2-4	0-0	0-3-3	2	12	0	0	0	2	25
Curry g	8-15	3-7	3-5	0-3-3	2	22	5	2	1	0	29
Thornton	1-3	1-2	0-0	0-1-1	2	3	0	0	0	0	20
Murphy	2-2	0-0	0-0	0-0-0	0	4	0	0	0	0	8
Hairston	1-2	0-0	0-0	1-0-1	1	2	0	1	0	1	18
Jefferson	0-0	0-0	0-0	1-1-2	1	0	0	0	0	0	4
Mar. Plumlee	1-2	0-0	0-2	0-0-0	2	2	0	0	1	0	7
TEAM				2-4-6							
Totals	29-63	11-24	11-22	10-25-35	16	80	22	6	4	6	200
Pct.	36.4	45.8	50.0	DR: 4							

FG's (1st half: 12-33, 36.4%; 2nd half: 17-30, 56.7%)
 3FG's (1st half: 9-16, 56.3%; 2nd half: 2-8, 25.0%)
 FT's (1st half: 8-11, 72.7%; 2nd half: 3-11, 27.3%)

Officials: Karl Hess, Brian Dorsey, Gary Maxwell
 Attendance: 9,314 • Technical Fouls: None

Score by Periods	1st	2nd	Total
Wake Forest	30	32	62
Duke	41	39	80

[20/21] N.C. State 84, [1/1] Duke 76

Game 16 • Jan. 12, 2013 • Raleigh, N.C.

Duke	FG	3FG	FT	REB	PF	TP	A	TO	B	S	Min
Ma. Plumlee f	7-10	0-0	1-3	4-7-11	1	15	1	2	2	4	40
Cook g	6-16	1-6	4-4	1-2-3	5	17	7	4	0	0	39
Sulaimon g	0-10	0-3	4-4	0-0-0	2	4	0	0	0	0	27
Curry g	8-16	5-10	1-1	1-4-5	1	22	0	4	0	0	32
Hairston f	4-7	0-0	0-0	3-2-5	1	8	1	2	0	0	25
Thornton	0-1	0-1	0-0	1-2-3	5	0	1	0	0	2	19
Murphy	0-0	0-0	0-0	0-0-0	0	0	0	0	0	0	3
Jefferson	5-7	0-0	0-0	2-2-4	5	10	0	0	2	0	12
Mar. Plumlee	0-0	0-0	0-0	0-0-0	0	0	0	0	0	0	3
TEAM				1-3-4							
Totals	30-67	6-20	10-12	13-22-35	20	76	10	12	4	6	200
Pct.	44.8	30.0	83.3	DR: 1							

FG's (1st half: 16-36, 44.4%; 2nd half: 14-31, 45.2%)
 3FG's (1st half: 2-8, 25.0%; 2nd half: 4-12, 33.3%)
 FT's (1st half: 5-7, 71.4%; 2nd half: 5-5, 100.0%)

N.C. State	FG	3FG	FT	REB	PF	TP	A	TO	B	S	Min
Purvis g	3-6	0-1	1-2	0-1-1	1	7	0	1	0	1	24
Howell f	7-12	0-0	2-2	6-12-18	2	16	0	2	0	2	38
Brown g	3-13	1-4	5-6	0-4-4	3	12	13	4	0	1	38
Leslie f	9-16	0-0	7-8	1-5-6	2	25	0	1	2	0	38
Wood f	3-3	3-3	5-5	0-1-1	3	14	0	2	1	0	33
Lewis	0-1	0-0	0-0	0-0-0	0	0	0	0	0	0	2
Warren	5-8	0-0	0-0	2-1-3	2	10	0	1	1	0	27
TEAM				0-1-1							
Totals	30-59	4-8	20-23	9-25-34	13	84	13	11	4	4	200
Pct.	50.8	50.0	87.0	DR: 1							

FG's (1st half: 17-33, 51.5%; 2nd half: 13-26, 50.0%)
 3FG's (1st half: 3-3, 100.0%; 2nd half: 1-5, 20.0%)
 FT's (1st half: 4-5, 80.0%; 2nd half: 16-18, 88.9%)

Officials: Les Jones, Doug Simons, Gary Maxwell
 Attendance: 19,557 • Technical Fouls: Duke - Tyler Thornton, N.C. State - Scott Wood

Score by Periods	1st	2nd	Total
Duke	39	37	76
N.C. State	41	43	84

[3/3] Duke 73, Georgia Tech 57

Game 17 • Jan. 17, 2013 • Durham, N.C.

Georgia Tech	FG	3FG	FT	REB	PF	TP	A	TO	B	S	Min
Georges-Hunt f	3-9	0-2	1-2	0-3-3	4	7	1	2	0	1	35
Carter, Jr. f	3-6	0-1	2-7	1-8-9	2	8	0	4	2	0	29
Miller c	4-7	0-0	1-2	5-4-9	1	9	2	2	2	1	36
Udofia g	3-11	0-1	3-3	1-2-3	5	9	2	4	0	0	32
Bolden g	7-13	4-8	2-4	0-4-4	2	20	1	1	0	0	35
Holsley	2-4	0-0	0-0	2-6-8	3	4	0	4	1	0	15
Poole	0-8	0-4	0-0	2-1-3	2	0	1	4	0	2	18
TEAM				4-0-4							
Totals	22-58	4-16	9-18	15-28-43	19	57	7	21	5	4	200
Pct.	37.9	25.0	50.0	DR: 5							

FG's (1st half: 12-29, 41.4%; 2nd half: 10-29, 34.5%)
 3FG's (1st half: 2-7, 28.6%; 2nd half: 2-9, 22.2%)
 FT's (1st half: 2-7, 28.6%; 2nd half: 7-11, 63.6%)

Duke	FG	3FG	FT	REB	PF	TP	A	TO	B	S	Min
------	----	-----	----	-----	----	----	---	----	---	---	-----

[1/1] Duke 84, Maryland 64

Game 19 • Jan. 26, 2013 • Durham, N.C.

Maryland	FG	3FG	FT	REB	PF	TP	A	TO	B	S	Min	
Wells	f	5-13	1-4	2-3	4-4	8	13	1	3	2	0	36
Clare	f	1-2	0-0	0-0	0-3	4	2	0	1	0	0	16
Len	c	3-6	0-0	2-5	2-8	2	8	0	1	1	0	34
Faust	g	3-12	2-5	1-2	3-14	1	9	3	4	0	1	30
Leyman	g	2-6	1-5	0-0	0-1	2	5	0	0	1	0	24
Mitchell	g	5-8	0-0	3-4	6-17	3	13	1	2	1	0	13
Aronhalt	g	2-4	1-2	0-0	1-1	0	5	1	2	0	0	10
Allen	g	1-2	0-1	0-0	0-2	2	2	0	0	0	0	10
Howard	g	2-5	0-1	1-2	0-2	1	5	3	1	0	0	21
Padgett	g	1-2	0-0	0-0	0-3	0	2	1	0	0	0	6
TEAM												1-0-1
Totals	25-60	5-18	9-16	17-26-43	16	64	10	14	5	1	200	
Pct.	41.7	27.8	56.3	DR: 2								

FG's (1st half: 15-36, 41.7%; 2nd half: 10-24, 41.7%)
 3FG's (1st half: 3-11, 27.3%; 2nd half: 2-7, 28.6%)
 FT's (1st half: 2-6, 33.3%; 2nd half: 7-10, 70.0%)

Duke	FG	3FG	FT	REB	PF	TP	A	TO	B	S	Min	
Ma. Plumlee	f	9-12	0-0	1-5	3-4	19	3	1	0	2	37	
Jefferson	f	3-8	0-0	5-9	5-4	3	11	1	0	3	0	24
Cook	g	5-13	1-5	0-0	0-5	1	11	9	2	0	2	40
Sulaimon	g	9-13	6-8	1-2	0-1	4	25	2	0	0	0	29
Curry	g	5-14	3-8	0-0	1-3	4	13	1	0	0	2	32
Thornton	g	1-1	1-1	0-0	0-3	3	3	1	0	0	0	21
Murphy	g	0-0	0-0	0-0	0-0	0	0	0	0	0	0	0
Hairston	g	1-1	0-0	0-1	0-2	1	2	1	0	0	0	14
Mar. Plumlee	g	0-1	0-0	0-0	0-0	0	0	0	1	0	1	3
TEAM												2-1-3
Totals	33-63	11-22	7-17	17-23-34	15	84	18	4	3	7	200	
Pct.	52.4	50.0	41.2	DR: 3								

FG's (1st half: 15-30, 50.0%; 2nd half: 18-33, 54.5%)
 3FG's (1st half: 7-10, 70.0%; 2nd half: 4-12, 33.3%)
 FT's (1st half: 6-11, 54.5%; 2nd half: 1-6, 16.7%)

Officials: Les Jones, Bryan Kersey, Michael Stephens
 Attendance: 9,314 • Technical Fouls: Maryland - None, Duke - Mason Plumlee

Score by Periods	1st	2nd	Total
Maryland	35	29	64
Duke	43	41	84

[5/5] Duke 75, Wake Forest 70

Game 20 • Jan. 30, 2013 • Winston-Salem, N.C.

Duke	FG	3FG	FT	REB	PF	TP	A	TO	B	S	Min	
Ma. Plumlee	f	12-15	0-0	8-10	4-5	4	32	2	7	2	2	36
Jefferson	f	0-1	0-0	0-0	1-2	4	0	0	1	0	1	19
Cook	g	5-12	1-5	1-2	0-4	2	12	7	3	0	1	38
Sulaimon	g	2-4	0-2	2-3	1-3	3	6	1	1	0	0	24
Curry	g	7-17	1-6	6-7	0-2	2	21	2	1	1	0	37
Thornton	g	1-3	0-1	0-0	0-0	2	2	1	0	0	0	22
Murphy	g	0-0	0-0	0-0	0-1	1	0	0	0	0	1	6
Hairston	g	1-2	0-0	0-0	1-2	2	2	0	1	1	0	14
Mar. Plumlee	g	0-0	0-0	0-0	0-1	1	0	0	1	0	0	4
TEAM												1-1-2
Totals	28-54	2-14	17-22	8-21-29	21	75	13	15	4	5	200	
Pct.	51.9	14.3	77.3	DR: 2								

FG's (1st half: 17-31, 54.8%; 2nd half: 11-23, 47.8%)
 3FG's (1st half: 1-5, 20.0%; 2nd half: 1-9, 11.1%)
 FT's (1st half: 5-6, 83.3%; 2nd half: 12-16, 75.0%)

Wake Forest	FG	3FG	FT	REB	PF	TP	A	TO	B	S	Min	
Thomas	f	7-10	0-0	1-3	2-4	4	15	2	2	0	0	25
McKie	f	5-12	2-4	2-2	0-7	1	14	2	0	2	1	37
Miller-McIntyre	g	3-7	0-1	0-0	0-2	4	6	1	3	0	0	25
Jones	g	2-2	0-0	0-0	0-0	3	4	5	3	0	2	31
Harris	g	4-12	0-2	6-7	0-3	4	14	1	5	0	0	34
Fischer	g	0-1	0-1	0-0	0-0	0	0	0	0	0	0	5
Rountree	g	1-1	0-0	2-2	1-0	1	0	2	1	1	0	11
Cavanaugh	g	2-4	1-2	1-1	1-1	2	6	1	3	0	1	15
Adala Molo	g	1-3	0-1	5-6	1-3	3	7	0	0	0	0	17
TEAM												3-1-4
Totals	25-52	3-11	17-21	8-21-29	21	70	14	17	3	4	200	
Pct.	48.1	27.3	81.0	DR: 2								

FG's (1st half: 13-24, 54.2%; 2nd half: 12-28, 42.9%)
 3FG's (1st half: 3-8, 37.5%; 2nd half: 0-3, 0.0%)
 FT's (1st half: 11-12, 91.7%; 2nd half: 6-9, 66.7%)

Officials: Mike Eades, Tim Nestor, Tim Kelly
 Attendance: 12,603 • Technical Fouls: None

Score by Periods	1st	2nd	Total
Duke	40	35	75
Wake Forest	40	30	70

[5/5] Duke 79, Florida State 60

Game 21 • Feb. 2, 2013 • Tallahassee, Fla.

Duke	FG	3FG	FT	REB	PF	TP	A	TO	B	S	Min	
Ma. Plumlee	f	4-4	0-0	0-0	2-3	2	8	2	2	3	2	25
Jefferson	f	4-4	0-0	3-4	1-3	0	11	1	1	1	1	29
Cook	g	7-12	4-6	0-0	1-4	2	18	6	1	0	0	32
Sulaimon	g	6-11	2-4	0-0	0-2	2	14	3	1	0	1	35
Curry	g	7-11	5-7	2-2	0-1	1	21	3	0	0	2	27
Thornton	g	1-1	0-0	0-0	0-2	0	2	5	1	0	0	17
Murphy	g	0-1	0-1	0-0	1-1	3	0	0	3	0	1	13
Hairston	g	2-6	0-0	1-2	1-0	1	5	0	1	2	0	16
Mar. Plumlee	g	0-1	0-0	0-0	0-1	0	0	0	0	0	0	6
TEAM												0-4-4
Totals	31-51	11-18	6-8	6-21-27	15	79	20	10	6	7	200	
Pct.	60.8	61.1	75.0	DR: 1.1								

FG's (1st half: 18-29, 62.1%; 2nd half: 13-22, 59.1%)
 3FG's (1st half: 4-7, 57.1%; 2nd half: 7-11, 63.6%)
 FT's (1st half: 2-3, 66.7%; 2nd half: 4-5, 80.0%)

Florida State	FG	3FG	FT	REB	PF	TP	A	TO	B	S	Min	
White	f	3-8	0-1	1-2	2-4	4	7	0	2	0	0	28
Turpin	c	3-3	0-0	1-2	2-4	1	7	0	1	1	1	20
Brandon	g	1-4	0-0	0-0	0-1	0	2	0	1	0	0	17
Snaer	g	3-13	1-4	0-0	2-3	2	7	1	1	0	0	26
Whisnand	g	0-2	0-2	0-0	0-0	0	0	1	0	0	0	14
Bookert	g	3-5	1-2	2-2	0-2	0	9	1	3	0	0	24
Gilchrist	g	1-3	0-1	2-2	0-1	1	4	1	0	0	0	12
Bojanovsky	g	2-2	0-0	0-0	0-0	1	4	0	1	0	1	13
Thomas	g	4-7	1-2	5-5	0-0	2	14	2	0	1	0	22
Miller	g	2-3	0-1	0-0	0-2	3	4	4	1	0	0	18
Ojo	g	1-5	0-0	0-0	2-2	0	2	0	0	0	0	6
TEAM												3-0-3
Totals	23-55	3-13	11-13	11-13-24	14	60	9	11	2	4	200	
Pct.	41.8	23.1	84.6	DR: 1.2								

FG's (1st half: 8-28, 28.6%; 2nd half: 15-27, 55.6%)
 3FG's (1st half: 1-10, 10.0%; 2nd half: 2-3, 66.7%)
 FT's (1st half: 5-6, 83.3%; 2nd half: 6-7, 85.7%)

Officials: Karl Hess, Roger Ayers, Les Jones
 Attendance: 12,100 • Technical Fouls: Duke - None, Florida State - Michael Snaer

Score by Periods	1st	2nd	Total
Duke	42	37	79
Florida State	22	38	60

[4/4] Duke 98, N.C. State 85

Game 22 • Feb. 7, 2013 • Durham, N.C.

N.C. State	FG	3FG	FT	REB	PF	TP	A	TO	B	S	Min	
Howell	f	11-18	0-0	1-2	3-6	5	23	1	1	1	2	29
Leslie	f	7-10	0-0	2-5	0-6	5	16	1	4	0	0	36
Wood	f	5-9	4-7	0-0	0-0	2	14	2	1	0	0	33
Purvis	g	3-8	0-1	1-3	0-3	1	7	2	0	0	0	33
Lewis	g	4-8	0-1	5-5	1-1	2	13	6	0	0	1	39
Vandersberg	g	0-1	0-0	0-0	0-0	3	0	0	0	0	0	2
Warren	g	5-12	0-0	2-4	5-2	4	12	0	1	0	0	28
TEAM												3-1-4
Totals	35-66	4-9	11-19	12-19-31	22	85	12	7	1	2	200	
Pct.	53.0	44.4	57.9	DR: 3								

FG's (1st half: 16-37, 43.2%; 2nd half: 19-29, 65.5%)
 3FG's (1st half: 1-4, 25.0%; 2nd half: 3-5, 60.0%)
 FT's (1st half: 4-6, 66.7%; 2nd half: 7-13, 53.8%)

Duke	FG
------	----

Maryland 83, [2/2] Duke 81

Game 25 • Feb. 16, 2013 • College Park, Md.

Duke	FG	3FG	FT	REB	PF	TP	A	TO	B	S	Min	
Ma. Plumlee f	2-7	0-0	0-2	2-13	5	4	2	2	0	0	33	
Jefferson f	0-0	0-0	0-0	0-2-2	2	0	0	0	0	0	8	
Cook g	6-16	2-6	4-5	0-2-2	2	18	6	5	0	4	37	
Sulaimon g	4-12	1-4	7-7	0-4-4	3	16	1	0	0	1	32	
Curry g	11-17	3-7	0-1	0-1-1	3	25	3	2	0	2	38	
Thornton	1-1	0-0	1-2	2-0-2	4	3	2	0	1	4	19	
Murphy	2-5	0-2	0-1	0-0-0	0	4	0	1	0	1	8	
Hairston	4-5	0-0	3-3	0-3-3	5	11	0	1	0	0	24	
Mar. Plumlee	0-0	0-0	0-0	0-0-0	0	0	0	1	0	0	1	
TEAM	3-0-3											
Totals	30-63	6-19	15-21	7-13-20	24	81	14	12	1	12	200	
Pct.	47.6	31.6	71.4	DR: 1								

FG's (1st half: 14-28, 50.0%; 2nd half: 16-35, 45.7%)
 3FG's (1st half: 1-6, 16.7%; 2nd half: 5-13, 38.5%)
 FT's (1st half: 5-5, 100%; 2nd half: 10-16, 62.5%)

Maryland	FG	3FG	FT	REB	PF	TP	A	TO	B	S	Min	
Wells f	3-5	0-1	3-6	1-6-7	5	9	7	6	0	2	27	
Clare f	1-2	0-0	3-3	1-3-4	1	5	0	1	0	0	15	
Lem c	6-8	0-0	7-8	3-6-9	4	19	0	2	3	0	28	
Allen g	4-7	1-3	7-8	0-2-2	3	16	1	8	1	2	29	
Layman g	3-6	1-4	1-2	1-4-5	3	8	1	1	2	0	33	
Mitchell	4-7	0-0	0-0	1-2-3	1	8	0	3	0	2	16	
Aronhalt	1-3	1-0	0-0	0-1-1	1	3	0	1	0	0	13	
Faust	2-4	1-2	2-2	0-4-4	3	7	2	4	0	1	26	
Padgett	3-3	0-0	2-5	1-2-3	4	8	0	0	0	0	13	
TEAM	1-1-2											
Totals	27-45	4-13	25-34	9-31-40	25	83	11	26	6	7	200	
Pct.	60.0	30.8	73.5	DR: 5								

FG's (1st half: 15-27, 55.6%; 2nd half: 12-18, 66.7%)
 3FG's (1st half: 3-10, 30.0%; 2nd half: 1-3, 33.3%)
 FT's (1st half: 2-3, 66.7%; 2nd half: 23-31, 74.2%)

Officials: James Luckie, Raymond E. Jr. Sloyons, Brian Dorsey
 Attendance: 17,950 • Technical Fouls: None

Score by Periods	1st	2nd	Total
Duke	34	47	81
Maryland	35	48	83

[6/6] Duke 88, Virginia Tech 56

Game 26 • Feb. 21, 2013 • Blacksburg, Va.

Duke	FG	3FG	FT	REB	PF	TP	A	TO	B	S	Min	
Ma. Plumlee f	4-6	0-0	5-6	1-11-12	3	13	5	2	3	0	36	
Hairston f	4-6	0-0	3-4	1-2-3	3	11	0	0	0	0	21	
Cook g	3-6	1-2	0-0	0-1-1	3	7	1	2	0	0	18	
Sulaimon g	7-11	3-4	0-0	1-4-5	1	17	2	1	0	0	30	
Curry g	6-14	5-6	5-6	2-0-2	2	22	2	0	0	1	32	
Thornton	2-3	2-3	0-0	0-1-1	1	6	5	0	0	1	30	
Murphy	3-4	1-2	1-1	1-0-1	2	8	0	0	0	0	11	
Jefferson	1-4	0-0	2-2	2-3-5	1	4	0	0	0	0	17	
Mar. Plumlee	0-1	0-0	0-2	1-0-1	1	0	0	0	1	1	3	
Zafirovski	0-1	0-0	0-0	0-1-1	1	0	0	0	0	0	2	
TEAM	2-0-2											
Totals	30-56	12-17	16-21	11-23-34	18	88	15	5	4	5	200	
Pct.	53.6	70.6	76.2	DR: 3,1								

FG's (1st half: 15-25, 60.0%; 2nd half: 15-31, 48.4%)
 3FG's (1st half: 8-9, 88.9%; 2nd half: 4-8, 50.0%)
 FT's (1st half: 10-10, 100%; 2nd half: 6-11, 54.5%)

Virginia Tech	FG	3FG	FT	REB	PF	TP	A	TO	B	S	Min	
Raines f	5-9	0-0	0-1	3-2-5	4	10	1	1	0	0	26	
Eddie f	2-9	0-6	1-1	0-4-4	1	5	0	1	2	0	28	
Barksdale f	6-6	0-0	2-2	3-5-8	2	14	1	1	0	0	21	
Rankin g	0-1	0-1	0-0	0-1-1	3	0	1	1	0	0	21	
Green g	8-14	1-2	5-5	0-2-2	1	22	3	2	1	0	32	
Brown g	0-2	0-2	2-2	0-1-1	1	2	2	3	0	0	17	
van Zegeren	1-4	0-0	1-2	1-0-1	4	3	0	0	0	0	7	
Patrick	0-0	0-0	0-0	0-0-0	0	0	0	0	0	0	2	
Donlon	0-0	0-0	0-0	0-0-0	1	0	0	0	0	0	2	
Beyer	0-1	0-0	0-0	0-0-0	0	0	0	0	0	0	2	
Racer	0-0	0-0	0-1	0-0-0	0	0	0	0	0	0	2	
Johnston	0-2	0-2	0-0	0-0-0	1	0	0	0	0	0	16	
Wood	0-3	0-3	0-0	0-1-1	3	0	0	3	0	0	24	
TEAM	1-1-2											
Totals	22-51	1-16	11-14	8-17-25	21	56	8	12	4	1	200	
Pct.	43.1	6.3	78.6	DR: 0								

FG's (1st half: 10-26, 38.5%; 2nd half: 12-25, 48.0%)
 3FG's (1st half: 0-7, 0.0%; 2nd half: 1-9, 11.1%)
 FT's (1st half: 8-10, 80.0%; 2nd half: 3-4, 75.0%)

Officials: Doug Simons, Ed Corbett, Brian O'Connell
 Attendance: 7,585 • Technical Fouls: Duke - Seth Curry, Virginia Tech - None

Score by Periods	1st	2nd	Total
Duke	48	40	88
Virginia Tech	28	28	56

[6/6] Duke 89, Boston College 68

Game 27 • Feb. 24, 2013 • Durham, N.C.

BC	FG	3FG	FT	REB	PF	TP	A	TO	B	S	Min	
Anderson f	8-13	0-0	7-10	2-1-3	2	23	1	2	0	0	32	
Clifford c	0-0	0-0	0-0	0-1-1	2	0	0	0	0	0	12	
Hanlan g	5-13	1-3	1-2	2-1-3	4	12	3	4	0	2	28	
Rahon g	1-5	0-2	4-7	0-6-6	2	6	4	3	0	0	35	
Heckmann g	5-7	2-3	3-3	1-3-4	1	15	1	2	1	4	23	
Perpiglia	0-0	0-0	0-0	0-0-0	0	0	0	0	0	0	2	
Odio	2-5	1-2	0-1	1-0-1	5	5	0	1	0	0	19	
Cain Carney	0-0	0-0	0-0	0-0-0	0	0	0	0	0	0	1	
Jacobs	0-0	0-0	0-0	0-0-0	0	0	0	0	0	0	3	
Van Nest	2-2	0-0	0-0	0-4-4	5	4	0	1	0	1	10	
Jackson	1-4	1-3	0-0	0-4-4	1	3	3	3	0	0	27	
Rubin	0-0	0-0	0-0	0-0-0	3	0	0	0	0	0	8	
TEAM	2-0-2											
Totals	24-49	5-13	15-23	8-20-28	25	68	12	16	1	7	200	
Pct.	49.9	38.5	65.2	DR: 4								

FG's (1st half: 10-23, 43.5%; 2nd half: 14-26, 53.8%)
 3FG's (1st half: 3-7, 42.9%; 2nd half: 2-6, 33.3%)
 FT's (1st half: 4-10, 40.0%; 2nd half: 11-13, 84.6%)

Duke	FG	3FG	FT	REB	PF	TP	A	TO	B	S	Min	
Ma. Plumlee f	4-7	0-0	11-15	2-13-15	3	19	4	5	1	2	33	
Hairston f	1-3	0-0	1-2	2-0-2	2	3	1	0	0	1	19	
Cook g	3-9	2-4	4-4	1-3-3	4	12	3	1	0	2	30	
Sulaimon g	10-15	3-5	4-4	0-3-3	2	27	3	2	0	0	33	
Curry g	4-7	2-4	1-1	0-1-1	1	11	2	3	0	1	25	
Thornton	0-1	0-1	0-0	1-1-2	3	0	1	1	0	0	21	
Murphy	1-2	0-1	1-2	1-1-2	3	3	0	0	0	0	12	
Jefferson	5-7	0-0	4-5	1-0-1	5	14	1	0	1	1	21	
Mar. Plumlee	0-1	0-0	0-0	1-0-1	0	0	0	1	0	0	5	
Zafirovski	0-0	0-0	0-0	0-0-0	0	0	0	0	0	0	1	
TEAM	0-0-0											
Totals	28-52	7-15	26-33	9-21-30	23	89	15	13	2	7	200	
Pct.	53.8	46.7	78.8	DR: 2								

FG's (1st half: 18-29, 62.1%; 2nd half: 10-23, 43.5%)
 3FG's (1st half: 5-8, 62.5%; 2nd half: 2-6, 33.3%)
 FT's (1st half: 10-13, 76.9%; 2nd half: 16-20, 80.0%)

Officials: Brian Dorsey, Les Jones, Tim Nestor
 Attendance: 9,314 • Technical Fouls: Boston College - None, Duke - None

Score by Periods	1st	2nd	Total
Boston College	27	41	68
Duke	51	38	89

Virginia 73, [3/3] Duke 81

Game 28 • Feb. 28, 2013 • Charlottesville, Va.

Duke	FG	3FG	FT	REB	PF	TP	A	TO	B	S	Min	
Ma. Plumlee f	2-5	0-0	6-6	0-7-7	3	10	1	3	1	1	40	
Hairston f	0-0	0-0	0-0	0-0-0	4	0	0	1	0	0	15	
Cook g	8-17	4-9	2-2	1-1-2	1	22	2	1	0	0	34	
Sulaimon g	2-10	0-5	0-0	0-4-4	4	4	2	3	0	0	36	
Curry g	7-14	4-8	10-12	0-3-3	2	28	1	0	0	1	35	
Thornton	0-4	0-3	0-0	1-2-3	5	0	2	1	0	2	18	
Murphy	1-1	0-0	0-0	0-0-0	0	2	0	0	0	0	9	
Jefferson	1-2	0-0	0-0	0-2-2	4	2	0	0	0	0	13	
TEAM	1-3-4											
Totals	21-53	8-25	18-20	3-22-25	23	68	8	9	1	4	200	
Pct.	39.6	32.0	90.0	DR: 3								

FG's (1st half: 8-23, 34.8%; 2nd half: 13-30, 43.3%)
 3FG's (1st half: 3-10, 30.0%; 2nd half: 5-15, 33.3%)
 FT's (1st half: 4-5, 80.0%; 2nd half: 14-15, 93.3%)

Virginia	FG	3FG	FT	REB	PF	TP	A	TO	B	S
----------	----	-----	----	-----	----	----	---	----	---	---

[3/4] Duke 69, North Carolina 53
Game 31 • March 9, 2013 • Chapel Hill, N.C.

Duke	FG	3FG	FT	REB	PF	TP	A	TO	B	S	Min
Ma. Plumlee f	10-15	0-0	3-4	5-8-13	2	23	0	3	0	1	37
Kelly f	2-4	0-0	4-4	1-2-3	3	8	3	3	1	0	28
Cook g	5-12	2-5	0-0	0-5-5	1	12	5	2	0	1	40
Thornston g	1-2	1-2	0-0	1-0-1	3	3	0	1	0	2	28
Curry g	8-13	2-6	2-2	1-2-3	1	20	2	2	0	1	37
Sulaimon	0-2	0-2	1-2	0-3-3	0	1	2	1	0	0	15
Hairston	1-1	0-0	0-0	1-2-3	4	2	0	2	0	0	12
Jefferson	0-0	0-0	0-0	0-0-0	0	0	0	0	0	0	3
TEAM				0-1-1							
Totals	27-49	5-15	10-12	9-23-32	14	69	12	15	1	5	200
Pct.	55.1	33.3	83.3	DR: 2							1

FG's (1st half: 18-26, 69.2%; 2nd half: 9-23, 39.1%)
 3FG's (1st half: 5-9, 55.6%; 2nd half: 0-6, 0.0%)
 FT's (1st half: 1-2, 50.0%; 2nd half: 9-10, 90.0%)

North Carolina	FG	3FG	FT	REB	PF	TP	A	TO	B	S	Min
Tanner f	0-0	0-0	0-0	0-0-0	0	0	0	0	0	0	3
Bullock f	4-9	0-4	0-0	2-4-6	1	8	2	2	0	1	32
McAdoo f	6-14	0-0	3-4	1-2-3	1	15	0	0	2	34	
Strickland g	2-8	0-0	0-0	0-0-0	2	4	2	2	0	0	31
Hairston g	4-12	1-6	5-5	5-1-6	2	14	0	1	0	3	29
James	1-1	0-0	0-0	1-1-2	2	2	0	0	0	0	4
McDonald	2-8	0-3	0-0	3-0-3	1	4	0	0	0	0	14
Davis	0-0	0-0	0-0	0-0-0	0	0	0	0	0	0	1
Paige	1-6	0-1	2-2	0-1-1	1	4	6	5	2	0	32
Johnson	0-2	0-0	0-2	2-0-2	2	0	0	1	0	0	8
Hubert	1-2	0-0	0-0	2-1-3	0	2	0	0	0	0	3
Simmons	0-0	0-0	0-0	0-0-0	0	0	0	0	0	0	2
Tokoto	0-0	0-0	0-0	0-1-1	1	0	0	0	0	0	7
TEAM				2-2-4							
Totals	21-62	1-14	10-13	18-13-31	13	53	10	11	2	6	200
Pct.	33.9	7.1	76.9	DR: 3							

FG's (1st half: 9-33, 27.3%; 2nd half: 12-29, 41.4%)
 3FG's (1st half: 0-8, 0.0%; 2nd half: 1-6, 16.7%)
 FT's (1st half: 6-7, 85.7%; 2nd half: 4-6, 66.7%)

Officials: Roger Ayers, Les Jones, Tim Nestor
 Attendance: 21,750 • Technical Fouls: None

Score by Periods	1st	2nd	Total
Duke	42	27	69
North Carolina	24	29	53

[2/2] Duke 74, Maryland 83
Game 32 • March 15, 2013 • Greensboro, N.C.

Maryland	FG	3FG	FT	REB	PF	TP	A	TO	B	S	Min
Layman f	3-6	2-4	2-2	2-7-9	1	10	1	0	0	0	21
Len c	5-8	0-1	0-0	2-6-8	2	10	2	1	1	0	32
Faust g	3-9	2-5	2-2	0-3-3	2	10	2	5	0	0	30
Howard g	0-3	0-3	7-8	0-3-3	0	7	5	0	0	1	34
Wells g	9-13	2-2	10-10	1-5-6	1	30	3	2	0	1	32
Mitchell	1-2	0-0	0-0	1-0-1	2	2	0	1	0	0	13
Aronhall	0-1	0-1	0-0	0-2-2	0	0	0	0	0	0	2
Allen	3-7	2-4	2-3	0-2-2	3	10	5	4	0	0	28
Cleare	2-2	0-0	0-0	1-1-2	3	4	0	1	0	1	8
TEAM				0-2-2							
Totals	26-51	8-20	23-25	7-31-38	14	83	18	14	1	3	200
Pct.	51.0	40.0	92.0	DR: 0.1							

FG's (1st half: 12-28, 42.9%; 2nd half: 14-23, 60.9%)
 3FG's (1st half: 6-13, 46.2%; 2nd half: 2-7, 28.6%)
 FT's (1st half: 4-4, 100.0%; 2nd half: 19-21, 90.5%)

Duke	FG	3FG	FT	REB	PF	TP	A	TO	B	S	Min
Ma. Plumlee f	8-12	0-0	3-5	2-5-7	3	19	1	4	1	2	38
Kelly f	3-10	0-6	2-2	1-2-3	2	8	1	0	0	0	28
Cook g	4-10	1-4	0-0	1-3-4	5	9	2	1	0	1	33
Thornston g	2-7	1-5	0-0	1-3-4	5	5	2	1	1	1	28
Curry g	4-10	2-7	5-5	0-2-2	0	15	3	0	0	1	34
Murphy	0-1	0-1	0-0	0-0-0	0	0	0	0	0	0	1
Sulaimon	6-12	0-2	4-4	3-3-6	1	16	1	0	0	0	29
Hairston	0-2	0-0	2-2	0-0-0	2	2	0	0	0	1	9
TEAM				0-2-2							
Totals	27-65	4-25	16-18	8-20-28	18	74	10	6	2	6	200
Pct.	41.5	16.0	88.9	DR: 0							

FG's (1st half: 10-30, 33.3%; 2nd half: 17-35, 48.6%)
 3FG's (1st half: 1-10, 10.0%; 2nd half: 3-15, 20.0%)
 FT's (1st half: 5-5, 100.0%; 2nd half: 11-13, 84.6%)

Officials: Roger Ayers, Les Jones, Brian Dorsey
 Attendance: 23,500 • Technical Fouls: None

Score by Periods	1st	2nd	Total
Maryland	34	49	83
Duke	26	48	74

[6/7] Duke 66, [22/21] Creighton 50
Game 34 • March 24, 2013 • Philadelphia, Pa.

Creighton	FG	3FG	FT	REB	PF	TP	A	TO	B	S	Min
McDermott f	4-16	1-4	12-12	2-9	5	21	0	3	0	0	35
Echenique c	4-7	0-0	1-3	1-5-6	4	9	0	1	2	1	28
Chalmers g	2-11	1-6	2-2	0-3-3	1	7	1	0	0	0	38
Gibbs g	4-7	0-1	0-0	0-5-5	5	8	4	2	0	0	28
Manigat g	1-7	0-4	0-0	1-1-2	4	2	2	3	0	0	33
Storberg	0-0	0-0	0-0	0-0-0	0	0	0	0	0	0	1
Yates	0-1	0-1	0-0	0-0-0	1	0	0	0	0	0	2
Dingsman	0-2	0-2	0-0	0-4-4	4	0	2	0	0	0	16
Groselle	0-0	0-0	0-0	0-0-0	0	0	0	0	0	0	1
Johnson	0-1	0-1	0-0	0-0-0	0	0	0	0	0	0	2
Ariño	0-0	0-0	0-0	0-0-0	0	0	0	0	0	0	1
Wragge	1-1	0-0	1-1	0-0-0	2	3	0	1	0	1	14
Olsen	0-0	0-0	0-0	1-0-1	0	0	0	0	0	0	1
TEAM				2-1-3							
Totals	16-53	2-19	16-18	7-26-33	26	50	9	10	2	2	200
Pct.	30.2	10.5	88.9	DR: 1							

FG's (1st half: 8-28, 28.6%; 2nd half: 8-25, 32.0%)
 3FG's (1st half: 1-8, 12.5%; 2nd half: 1-11, 9.1%)
 FT's (1st half: 6-6, 100.0%; 2nd half: 10-12, 83.3%)

Duke	FG	3FG	FT	REB	PF	TP	A	TO	B	S	Min
Ma. Plumlee f	4-7	0-0	2-3	2-3-5	5	10	1	2	1	2	27
Kelly f	0-5	0-1	1-2	2-2-4	4	1	2	1	1	1	28
Cook g	2-8	0-3	3-4	0-5-5	1	7	6	2	0	1	33
Sulaimon g	5-9	3-5	8-10	0-5-5	0	21	0	0	0	0	30
Curry g	5-15	2-9	5-6	0-4-4	2	17	0	2	0	2	36
Thornston	2-2	2-2	2-3	0-6-6	0	8	0	0	1	1	23
Murphy	0-0	0-0	0-0	0-0-0	0	0	0	0	0	0	1
Hairston	0-2	0-0	0-0	1-4-5	5	0	0	2	0	0	10
Jefferson	1-1	0-0	0-0	1-1-2	3	2	0	0	1	0	11
Mar. Plumlee	0-0	0-0	0-0	0-0-0	0	0	0	0	0	0	1
TEAM				1-1-2							
Totals	19-49	7-20	21-28	7-31-38	20	66	9	9	4	7	200
Pct.	38.8	35.0	75.0	DR: 4							

FG's (1st half: 10-27, 37.0%; 2nd half: 9-22, 40.9%)
 3FG's (1st half: 4-12, 33.3%; 2nd half: 3-8, 37.5%)
 FT's (1st half: 5-8, 62.5%; 2nd half: 16-20, 80.0%)

Officials: Doug Simmons, Edward Corbett, Darren George
 Attendance: 20,125 • Technical Fouls: None

Score by Periods	1st	2nd	Total
Creighton	23	27	50
Duke	29	37	66

[6/7] Duke 71, [9/9] Michigan State 61
Game 35 • March 29, 2013 • Indianapolis, Ind.

Michigan State	FG	3FG	FT	REB	PF	TP	A	TO	B	S	Min
Payne f	3-10	1-5	7-7	2-8-10	3	14	0	1	2	1	36
Dawson f	2-3	0-0	0-0	0-2-2	3	4	2	0	1	1	23
Nix c	3-10	0-0	3-6	4-5-9	3	9	1	1	0	1	23
Appling g	5-9	1-2	5-5	0-0-0	3	16	0	4	1	1	36
Harris g	2-11	0-3	2-4	1-3-4	4	6	2	1	0	1	35
Gauna	0-1	0-0	0-0	0-1-1	0	1	0	0	0	0	7
Costello	0-0	0-0	0-0	1-1-2	3	0	0	1	0	0	6
Trice	3-3	1-1	1-1	0-2-2	4	8	0	0	0	0	16
Valentine	2-3	0-1	0-1	0-3-3							

2012-13 ACC Individual Statistics

Scoring

	G	PTS	PPG
Erick Green, Sr., VT	32	801	25.0
Seth Curry, Sr., Duke	35	612	17.5
Mason Plumlee, Sr., Duke	36	615	17.1
Joe Harris, Jr., UVa	35	570	16.3
Olivier Hanlan, Fr., BC	33	508	15.4
C.J. Harris, Sr., WF	31	477	15.4
CJ Leslie, Jr., NCS	35	528	15.1
Ryan Anderson, So., BC	32	477	14.9
Michael Snaer, Sr., FSU	33	489	14.8
P.J. Hairston, So., UNC	34	495	14.6
Shane Larkin, So., Miami	36	522	14.5
James Michael McAdoo, So., UNC	36	518	14.4
Reggie Bullock, Jr., UNC	35	488	13.9
Travis McKie, Jr., WF	31	419	13.5
Akil Mitchell, Jr., UVa	35	460	13.1
Durand Scott, Sr., Miami	33	433	13.1
Dez Wells, So., Md	38	498	13.1
Devin Booker, Sr., Clem	31	406	13.1
Kenny Kadji, Sr., Miami	36	465	12.9
Richard Howell, Sr., NCS	35	445	12.7
Scott Wood, Sr., NCS	35	441	12.6
Lorenzo Brown, Jr., NCS	33	408	12.4
Okaro White, Jr., FSU	34	420	12.4
Jarell Eddie, Jr., VT	32	393	12.3
TJ Warren, Fr., NCS	35	425	12.1

Rebounding

	G	REB	RPG
Richard Howell, Sr., NCS	35	380	10.9
Mason Plumlee, Sr., Duke	36	359	10.0
Akil Mitchell, Jr., UVa	35	312	8.9
Ryan Anderson, So., BC	32	255	8.0
Alex Len, So., Md	38	298	7.8
Devin Thomas, Fr., WF	31	234	7.5
Devin Booker, Sr., Clem	31	231	7.5
CJ Leslie, Jr., NCS	35	258	7.4
James Michael McAdoo, So., UNC	36	263	7.3
Travis McKie, Jr., WF	31	217	7.0

Offensive Rebounds

	GP	OR	ORPG
Richard Howell, Sr., NCS	35	131	3.7
Devin Booker, Sr., Clem	31	93	3.0
Alex Len, So., Md	38	109	2.9
Mason Plumlee, Sr., Duke	36	99	2.8
Cadarian Raines, Jr., VT	32	88	2.8
Akil Mitchell, Jr., UVa	35	94	2.7
Ryan Anderson, So., BC	32	85	2.7
Devin Thomas, Fr., WF	31	79	2.6
James Michael McAdoo, So., UNC	36	89	2.5
Daniel Miller, Jr., GT	31	73	2.4

Field Goal Percentage (min 5pg)

	GP	FG	FGA	PCT
TJ Warren, Fr., NCS	35	186	299	.622
Mason Plumlee, Sr., Duke	36	221	369	.599
Richard Howell, Sr., NCS	35	183	321	.570
Akil Mitchell, Jr., UVa	35	177	325	.545
Devin Booker, Sr., Clem	31	159	292	.545
Dez Wells, So., Md	38	191	363	.526
CJ Leslie, Jr., NCS	35	192	370	.519
Shane Larkin, So., Miami	36	183	382	.479
Ryan Anderson, So., BC	32	182	382	.476
Erick Green, Sr., VT	32	261	550	.475

Free Throw Percentage (min 2.5pg)

	GP	FT	FTA	PCT
C.J. Harris, Sr., WF	31	138	163	.847
Jarell Eddie, Jr., VT	32	80	95	.842
Michael Snaer, Sr., FSU	33	116	142	.817
Erick Green, Sr., VT	32	218	267	.816
Okaro White, Jr., FSU	34	119	146	.815
Seth Curry, Sr., Duke	35	123	152	.809
Rasheed Sulaimon, Fr., Duke	36	93	116	.802
P.J. Hairston, So., UNC	34	88	113	.779
Lorenzo Brown, Jr., NCS	33	108	140	.771
Travis McKie, Jr., WF	31	111	146	.760

Steals

	GP	STL	SPG
Shane Larkin, So., Miami	36	71	2.0
Lorenzo Brown, Jr., NCS	33	65	2.0
Durand Scott, Sr., Miami	33	51	1.6
James Michael McAdoo, So., UNC	36	54	1.5
Quinn Cook, So., Duke	36	51	1.4
Marcus Paige, Fr., UNC	35	48	1.4
Travis McKie, Jr., WF	31	42	1.4
Erick Green, Sr., VT	32	42	1.3
Akil Mitchell, Jr., UVa	35	45	1.3
Tyler Thornton, Jr., Duke	36	46	1.3

Three-Point Field Goal Percentage (min 2.0pg)

	GP	3FG	3FGA	PCT
Scott Wood, Sr., NCS	35	104	236	.441
Seth Curry, Sr., Duke	35	95	217	.438
Reggie Bullock, Jr., UNC	35	88	202	.436
Joe Harris, Jr., UVa	35	77	181	.425
P.J. Hairston, So., UNC	34	89	225	.396

Three-Point Field Goals Made

	GP	3FG	3PG
Scott Wood, Sr., NCS	35	104	3.0
Seth Curry, Sr., Duke	35	95	2.7
P.J. Hairston, So., UNC	34	89	2.6
Reggie Bullock, Jr., UNC	35	88	2.5
Joe Harris, Jr., UVa	35	77	2.2
Lonnie Jackson, So., BC	33	65	2.0
Shane Larkin, So., Miami	36	69	1.9
Michael Snaer, Sr., FSU	33	63	1.9
Erick Green, Sr., VT	32	61	1.9
C.J. Harris, Sr., WF	31	59	1.9

Blocked Shots

	GP	BLKS	BPG
K.J. McDaniels, So., Clem	28	58	2.1
Daniel Miller, Jr., GT	31	64	2.1
Alex Len, So., Md	38	78	2.1
Julian Gamble, Sr., Miami	36	63	1.8
Mason Plumlee, Sr., Duke	36	52	1.4
Devin Thomas, Fr., WF	31	43	1.4
Kenny Kadji, Sr., Miami	36	46	1.3
Kiel Turpin, Jr., FSU	34	43	1.3
CJ Leslie, Jr., NCS	35	43	1.2
Justin Anderson, Fr., UVa	35	42	1.2

Assists

	GP	AST	APG
Lorenzo Brown, Jr., NCS	33	239	7.2
Quinn Cook, So., Duke	36	190	5.3
Marcus Paige, Fr., UNC	35	161	4.6
Shane Larkin, So., Miami	36	164	4.6
Dexter Strickland, Sr., UNC	36	150	4.2
Erick Green, Sr., VT	32	121	3.8
Joe Rahon, Fr., BC	33	123	3.7
Pe'Shon Howard, Jr., Md	36	131	3.6
Rod Hall, So., Clem	31	110	3.6
Dez Wells, So., Md	38	113	3.0

Assist-to-Turnover Ratio

	A	TO	A:TO
Dexter Strickland, Sr., UNC	150	47	3.19
Quinn Cook, So., Duke	190	79	2.41
Pe'Shon Howard, Jr., Md	131	61	2.15
Lorenzo Brown, Jr., NCS	239	114	2.10
Shane Larkin, So., Miami	164	82	2.00
Marcus Paige, Fr., UNC	161	86	1.87
Rod Hall, So., Clem	110	60	1.83
Joe Rahon, Fr., BC	123	68	1.81
Erick Green, Sr., VT	121	69	1.75
Dez Wells, So., Md	113	108	1.04

Minutes Played

	GP	MIN	MPG
Erick Green, Sr., VT	32	1172	36.6
Shane Larkin, So., Miami	36	1311	36.4
Joe Rahon, Fr., BC	33	1176	35.6
Mason Plumlee, Sr., Duke	36	1248	34.7
Durand Scott, Sr., Miami	33	1142	34.6
Lorenzo Brown, Jr., NCS	33	1129	34.2
Olivier Hanlan, Fr., BC	33	1129	34.2
Scott Wood, Sr., NCS	35	1189	34.0
Quinn Cook, So., Duke	36	1208	33.6
C.J. Harris, Sr., WF	31	1017	32.8

2012-13 ACC Team Statistics

Scoring Offense

	G	W-L	PTS	PPG
NC State	35	24-11	2708	77.4
Duke	36	30-6	2778	77.2
North Carolina	36	25-11	2762	76.7
Maryland	38	25-13	2688	70.7
Virginia Tech	32	13-19	2248	70.2
Miami	36	29-7	2509	69.7
Wake Forest	31	13-18	2093	67.5
Boston College	33	16-17	2215	67.1
Florida State	34	18-16	2278	67.0
Georgia Tech	31	16-15	1993	64.3
Virginia	35	23-12	2248	64.2
Clemson	31	13-18	1907	61.5

Scoring Defense

	G	W-L	PTS	PPG
Virginia	35	23-12	1945	55.6
Clemson	31	13-18	1864	60.1
Miami	36	29-7	2181	60.6
Georgia Tech	31	16-15	1933	62.4
Maryland	38	25-13	2433	64.0
Duke	36	30-6	2350	65.3
Boston College	33	16-17	2246	68.1
Florida State	34	18-16	2331	68.6
North Carolina	36	25-11	2492	69.2
NC State	35	24-11	2458	70.2
Wake Forest	31	13-18	2178	70.3
Virginia Tech	32	13-19	2393	74.8

Scoring Margin

	G	OFF	DEF	+/-
Duke	36	77.2	65.3	11.9
Miami	36	69.7	60.6	9.1
Virginia	35	64.2	55.6	8.7
North Carolina	36	76.7	69.2	7.5
NC State	35	77.4	70.2	7.1
Maryland	38	70.7	64.0	6.7
Georgia Tech	31	64.3	62.4	1.9
Clemson	31	61.5	60.1	1.4
Boston College	33	67.1	68.1	-0.9
Florida State	34	67.0	68.6	-1.6
Wake Forest	31	67.5	70.3	-2.7
Virginia Tech	32	70.2	74.8	-4.5

Free Throw Percentage

	G	FGM	FGA	PCT
Duke	36	588	796	.739
Florida State	34	522	710	.735
Boston College	33	481	676	.712
Virginia Tech	32	484	683	.709
Virginia	35	399	565	.706
Miami	36	465	680	.684
NC State	35	554	813	.681
Wake Forest	31	491	722	.680
Maryland	38	497	732	.679
North Carolina	36	442	655	.675
Clemson	31	356	544	.654
Georgia Tech	31	318	501	.635

Field Goal Percentage

	G	FTM	FTA	PCT
NC State	35	985	1987	.496
Duke	36	960	2033	.472
Maryland	38	986	2124	.464
Virginia	35	818	1790	.457
Miami	36	895	1968	.455
Florida State	34	780	1758	.444
Boston College	33	750	1701	.441
North Carolina	36	1023	2321	.441
Wake Forest	31	717	1652	.434
Virginia Tech	32	791	1857	.426
Clemson	31	697	1643	.424
Georgia Tech	31	751	1791	.419

Field Goal Percentage Defense

	G	FGM	FGA	PCT
Maryland	38	865	2249	.385
Virginia	35	683	1761	.388
Miami	36	795	1987	.400
Georgia Tech	31	687	1715	.401
Clemson	31	669	1613	.415
Duke	36	852	2049	.416
NC State	35	899	2145	.419
North Carolina	36	918	2170	.423
Virginia Tech	32	831	1905	.436
Florida State	34	825	1886	.437
Boston College	33	826	1833	.451
Wake Forest	31	787	1731	.455

Three-Point Field Goal Percentage

	G	3FGM	3FGA	PCT
Duke	36	270	676	.399
NC State	35	184	471	.391
Virginia	35	213	553	.385
North Carolina	36	272	723	.376
Miami	36	254	701	.362
Boston College	33	234	662	.353
Florida State	34	196	563	.348
Wake Forest	31	168	487	.345
Maryland	38	219	646	.339
Georgia Tech	31	173	544	.318
Clemson	31	157	496	.317
Virginia Tech	32	182	580	.314

Three-Point Field Goals

	G	3FG	3PG
North Carolina	36	272	7.6
Duke	36	270	7.5
Boston College	33	234	7.1
Miami	36	254	7.1
Virginia	35	213	6.1
Florida State	34	196	5.8
Maryland	38	219	5.8
Virginia Tech	32	182	5.7
Georgia Tech	31	173	5.6
Wake Forest	31	168	5.4
NC State	35	184	5.3
Clemson	31	157	5.1

Three-Point Field Goal Percentage Defense

	G	3FGM	3FGA	PCT
Duke	36	160	551	.290
NC State	35	209	693	.302
Maryland	38	231	763	.303
Virginia	35	187	600	.312
Georgia Tech	31	182	563	.323
Miami	36	226	694	.326
North Carolina	36	248	717	.346
Virginia Tech	32	245	705	.348
Clemson	31	171	492	.348
Wake Forest	31	184	512	.359
Florida State	34	225	612	.368
Boston College	33	222	592	.375

Rebound Margin

	G	OWN	OPP	+/-
Maryland	38	40.4	31.8	8.6
NC State	35	36.7	33.6	3.1
Miami	36	35.8	32.6	3.1
Georgia Tech	31	37.3	34.5	2.8
North Carolina	36	38.5	36.9	1.6
Virginia	35	32.2	30.7	1.5
Clemson	31	33.4	33.2	0.1
Boston College	33	31.4	32.5	-1.1
Duke	36	33.6	34.7	-1.1
Virginia Tech	32	35.8	37.3	-1.5
Wake Forest	31	32.5	34.9	-2.4
Florida State	34	30.9	33.6	-2.6

Blocked Shots

	G	BLKS	BPG
Florida State	34	172	5.1
Clemson	31	148	4.8
Miami	36	159	4.4
Virginia	35	154	4.4
Maryland	38	166	4.4
Wake Forest	31	131	4.2
NC State	35	147	4.2
Georgia Tech	31	129	4.2
Virginia Tech	32	125	3.9
Duke	36	135	3.8
North Carolina	36	117	3.3
Boston College	33	86	2.6

Assists

	G	ASTS	APG
North Carolina	36	616	17.1
NC State	35	511	14.6
Maryland	38	551	14.5
Duke	36	515	14.3
Virginia	35	491	14.0
Georgia Tech	31	394	12.7
Boston College	33	404	12.2
Wake Forest	31	352	11.4
Miami	36	408	11.3
Florida State	34	385	11.3
Clemson	31	334	10.8
Virginia Tech	32	325	10.2

Assist-to-Turnover Ratio

	G	AST	TO	RAT
North Carolina	36	17.1	12.3	1.39
Duke	36	14.3	10.6	1.34
Virginia	35	14.0	11.2	1.26
NC State	35	14.6	12.4	1.18
Boston College	33	12.2	11.4	1.07
Miami	36	11.3	10.7	1.06
Georgia Tech	31	12.7	12.9	0.99
Maryland	38	14.5	15.0	0.97
Clemson	31	10.8	11.5	0.94
Virginia Tech	32	10.2	12.0	0.84
Wake Forest	31	11.4	14.4	0.79
Florida State	34	11.3	14.6	0.77

Turnover Margin

	G	OWN	OPP	+/-
Duke	36	10.6	13.9	3.3
North Carolina	36	12.3	15.5	3.2
Virginia	35	11.2	12.9	1.7
Clemson	31	11.5	12.7	1.3
Miami	36	10.7	11.8	1.1
Boston College	33	11.4	11.5	0.1
Wake Forest	31	14.4	14.2	-0.1
Georgia Tech	31	12.9	12.6	-0.3
Florida State	34	14.6	13.7	-0.9
NC State	35	12.4	11.4	-0.9
Virginia Tech	32	12.0	10.7	-1.4
Maryland	38	15.0	10.6	-4.3

Steals

	G	STLS	SPG
North Carolina	36	303	8.4
Wake Forest	31	220	7.1
Clemson	31	208	6.7
NC State	35	227	6.5
Duke	36	232	6.4
Miami	36	223	6.2
Florida State	34	210	6.2
Virginia	35	206	5.9
Georgia Tech	31	182	5.9
Boston College	33	184	5.6
Maryland	38	195	5.1
Virginia Tech	32	138	4.3

SEASON IN REVIEW

DUKE TRADITION

The Duke Tradition	84
Individual Honors	85-88
NCAA Tournament Results	89
NCAA Tournament Breakdown	90
NCAA Tournament Records	91-92
1991 NCAA Champions	93
1992 NCAA Champions	94
2001 NCAA Champions	95
2010 NCAA Champions	96
ACC Tournament Results	97-98
ACC Tournament Records	99-100
In-Season Tournament Results	101
Final Polls	102-107
Retired Jerseys	108-114
All-Time Jersey Numbers	115
Lettermen	116-117
Duke in the NBA	118-120
International Hoops	121-122

The Duke Basketball Tradition

Duke University's love affair with the sport of basketball dates back to the very first collegiate game played in the state of North Carolina on March 2, 1906, when Duke was still Trinity College. Although Trinity lost that initial game to Wake Forest by a 24-10 score, it wasn't long before the sport caught on and won respect throughout campus.

The father of the sport was Wilbur Wade "Cap" Card. A 1900 Trinity graduate, Card went to Harvard for postgraduate work and then returned to his alma mater and introduced the sport in the spring of 1906.

It was greeted with enthusiasm by the school paper, *The Chronicle*. In a front page story on January 30, 1906, *The Chronicle* reported the anticipated arrival of a new sport.

"It is well-nigh a certainty that Trinity is to have another game added to her list of athletic sports in the near future. The game in question is basket ball, one of the most fascinating and most intensely interesting indoor sports known today.

"Anyone witnessing it will never forget it. The play is extremely fast and vigorous, yet open enough for an onlooker to follow the movement of the ball and the players."

The assessment still holds true 107 years later.

H.E. Spence, a reserve player in the first game, gave it the following critique. "It was easy to explain the small scores. First of all, the game was very much slower. The ball was tossed up at the center at the beginning of each quarter as well as the beginning of the game and the half. It was also thrown up after each point scored.

"Then, too, it was very difficult to throw goals when your guard was tattooing your ribs with his elbow, bumping you with his hip, stepping on your toe, or grabbing you by the belt."

Card's second season produced a winning record, and his fourth team went 8-1.

For the next decade-and-a-half, basketball at Trinity/Duke witnessed a constant changing of the guard, with no less than 10 different coaches handling the team from 1913 until 1928.

While basketball in North Carolina may have started at Trinity College in 1906, the real birth of the game came 20 years later on the day Eddie Cameron accepted a position at Duke.

Cameron not only became the winningest basketball coach in school history, and an extremely successful football replacement as well, he became Duke athletics.



Cameron and his troops entered the Southern Conference and advanced all the way to the tournament finale in the school's first year in the league. That success has continued throughout the years with the likes of Gerry Gerard, Harold Bradley, Vic Bubas, Bill Foster, and finally Mike Krzyzewski guiding one of the most prestigious programs in all of college athletics.

Duke has never experienced more than three losing seasons in succession and currently owns a streak of 85 consecutive years of 10 wins or more. The Blue Devils have won 20 or more games 47 times and 30 or more contests 13 times in school history. Now 108 seasons later, Duke has collected the fourth-highest win total in college basketball history with 2,001 victories to its credit.

Individually, nine Blue Devils have earned National Player of the Year honors (11 times), six have been chosen National Defensive Player of the Year (nine times), 39 have been named All-America and 12 have been selected ACC Player of the Year.

In 2006, Duke's J.J. Redick earned National Player of the Year recognition by the *Associated Press*, *Wooden*, *Naismith*, *Rupp*, *NABC*, *USBWA*, *Basketball Times* and *The Sporting News*. Redick became a repeat National Player of the Year — the eighth in college basketball history — after winning the Rupp Award as a junior in 2005. After becoming the ACC's all-time leading scorer and earning All-America recognition for the second consecutive year, Redick went on to win the Sullivan Award as the nation's top amateur athlete as a senior. First team All-American Shelden Williams was named National Defensive Player of the Year for the second consecutive season in 2005-06.

Duke's Jason Williams was the seventh player in history to repeat as National Player of the Year (2001-02). In 2001, Shane Battier and Williams became the first teammates to share National Player of the Year honors by the major outlets. Battier joined UNLV's Stacey Augmon and Wake Forest's Tim Duncan as the only three-time winners of the NABC National Defensive Player of the Year award.

NCAA All-Time Victory List

No.	School	Season	Yrs.	Won	Lost	Tied	Pct.
1.	Kentucky	1903	110	2,111	661	1	.762
2.	Kansas	1899	115	2,101	812	0	.721
3.	North Carolina	1911	103	2,090	745	0	.737
4.	► Duke	1906	108	2,001	840	0	.704
5.	Syracuse	1901	110	1,874	832	0	.693
6.	Temple	1895	117	1,814	992	0	.646
7.	St. John's (N.Y.)	1908	106	1,754	931	0	.653
8.	UCLA	1920	94	1,753	779	0	.692
9.	Notre Dame	1898	108	1,748	949	1	.648
10.	Indiana	1901	113	1,719	966	0	.640
11.	Pennsylvania	1897	112	1,706	1,020	2	.626
12.	Louisville	1912	99	1,697	869	0	.661
13.	Brigham Young	1903	111	1,690	1,026	0	.622
	Illinois	1906	108	1,690	910	0	.650
15.	Utah	1909	105	1,685	936	0	.643
16.	Washington	1896	111	1,683	1,095	0	.606
17.	Texas	1906	107	1,675	994	0	.628
18.	Western Ky.	1915	94	1,675	844	0	.665
19.	Purdue	1897	115	1,658	972	0	.630
20.	Oregon St.	1902	112	1,654	1,251	0	.569
21.	Cincinnati	1902	112	1,646	963	0	.631
22.	Arizona	1905	108	1,645	900	1	.646
23.	Princeton	1901	113	1,636	1,025	0	.615
24.	West Virginia	1904	104	1,634	1,024	0	.615
25.	N.C. State	1913	101	1,617	980	0	.623

Individual Honors

National Player of the Year

Dick Groat	6, 13	1952
Art Heyman	1, 3, 6, 12, 13, 14	1963
Johnny Dawkins	7	1986
Danny Ferry	3, 7, 13, 14	1989
Christian Laettner	1, 2, 3, 7, 8, 10, 12, 14, 15	1992
Elton Brand	1, 3, 7, 8, 12, 14, 15	1999
Shane Battier	1, 2, 4, 5, 7, 11, 12, 14, 15	2001
Jason Williams	8	2001
Jason Williams	1, 5, 7, 8, 14, 15	2002
J.J. Redick	9	2005
J.J. Redick	1, 2, 7, 8, 9, 12, 14, 15	2006

Player of the Year honors selected by Associated Press¹, Basketball Times², Basketball Weekly³, CBS/Chevrolet⁴, ESPN⁵, Helms⁶, Naismith⁷, NABC⁸, Rupp⁹, Scripps-Howard¹⁰, Sports Illustrated¹¹, The Sporting News¹², UPI¹³, USBWA¹⁴, Wooden¹⁵

National Defensive Player of the Year

Tommy Amaker	1987
Billy King	1988
Grant Hill	1993
Steve Wojciechowski	1998
Shane Battier	1999
Shane Battier	2000
Shane Battier	2001
Shelden Williams	2005
Shelden Williams	2006

National Coach of the Year

Bill Foster	5	1978
► Mike Krzyzewski	1, 2, 7	1986
► Mike Krzyzewski	4	1989
► Mike Krzyzewski	5	1991
► Mike Krzyzewski	4, 6	1992
► Mike Krzyzewski	1	1997
► Mike Krzyzewski	4, 5	1999
► Mike Krzyzewski	2	2000
► Mike Krzyzewski	8	2001
► Mike Krzyzewski	3	2004

Coach of the Year honors selected by Basketball Times¹, CBS/Chevrolet², Claire Bee³, Naismith⁴, NABC⁵, The Sporting News⁶, UPI⁷, Victor Awards⁸

All-America

Bill Werber	1930
Bill Mock	1940
Ed Koffenberger	1946
Ed Koffenberger (2nd)	1947
Dick Groat (2nd)	1951
Dick Groat (1st)	1952
Art Heyman	1961
Art Heyman (2nd)	1962
Art Heyman (1st)	1963
Jeff Mullins	1963
Jeff Mullins (2nd)	1964
Jack Marin (2nd)	1966
Bob Verga (2nd)	1966
Bob Verga (1st)	1967
Mike Lewis	1968
Randy Denton	1971
Mike Gminski	1978
Jim Spanarkel	1978
Jim Spanarkel (2nd)	1979
Gene Banks	1979
Mike Gminski (1st)	1979
Mike Gminski (2nd)	1980
Gene Banks	1981
Johnny Dawkins (1st)	1985
Johnny Dawkins (1st)	1986
Mark Alarie	1986
Tommy Amaker	1987
Danny Ferry (2nd)	1988
Danny Ferry (1st)	1989
Christian Laettner	1990
Christian Laettner (2nd)	1991
Christian Laettner (1st)	1992
Grant Hill	1992
Bobby Hurley	1992
Grant Hill (2nd)	1993
Bobby Hurley (1st)	1993
Grant Hill (1st)	1994
Trajan Langdon	1998
Roshown McLeod	1998

Elton Brand (1st)	1999
Trajan Langdon (2nd)	1999
Shane Battier (2nd)	2000
Chris Carrawell (1st)	2000
Shane Battier (1st)	2001
Jason Williams (1st)	2001
Carlos Boozer	2002
Mike Dunleavy (2nd)	2002
Jason Williams (1st)	2002
Chris Duhon	2004
J.J. Redick	2004
Shelden Williams	2004
J.J. Redick (1st)	2005
Shelden Williams	2005
J.J. Redick (1st)	2006
Shelden Williams (1st)	2006
DeMarcus Nelson	2008
Gerald Henderson	2009
Jon Scheyer (2nd)	2010
Kyle Singler	2011
Nolan Smith (1st)	2011
Austin Rivers	2012
Seth Curry (2nd)	2013
Mason Plumlee (2nd)	2013

Note: Consensus All-America selections are listed in parentheses.

Academic All-America

Jay Buckley	1963
Jay Buckley	1964
Dick DeVenzio	1971
Gary Melchionni (2nd)	1972
Bob Fleischer (2nd)	1974
Bob Fleischer	1975
Mike Gminski (1st)	1978
Jim Spanarkel (1st)	1978
Mike Gminski (1st)	1979
Jim Spanarkel (1st)	1979
Mike Gminski	1980
Quin Snyder (2nd)	1989
Shane Battier (1st)	2000
Shane Battier (1st)	2001
Mike Dunleavy (2nd)	2002
Greg Paulus (3rd)	2008
Greg Paulus (3rd)	2009
Mason Plumlee (1st)	2012
Mason Plumlee (1st)	2013

All-Southern Conference

Bill Werber	1929
Harry Councilor	1930
Bill Werber	1930
Jim Thompson	1933
Herb Thompson	1934
Jim Thompson	1934
Ed Swindell	1939
Bill Mock	1940
Chuck Holley	1941
Ray Spuhler	1941
Cy Valesek	1941
Bill McCahan	1942
Ray Spuhler	1942
Bob Gantt	1943
John Seward	1943
Gordon Carver	1944
Bill Wright	1944
Dan Buckley	1945
Gordon Carver	1945
Ed Koffenberger	1946
John Seward	1946
Dick Whiting	1946
Ed Koffenberger	1947
Corren Youmans	1948
Corren Youmans	1949
Corren Youmans	1950
Dick Groat	1951
Dick Groat	1952

* All-ACC (Coaches)

Seth Curry (1st)	2013
Mason Plumlee (1st)	2013

* The ACC began announcing a coaches all-conference team in 2013.

All-ACC (ACSMA)

Rudy D'Emilio (1st)	1954
Joe Belmont (2nd)	1954
Ronnie Mayer (2nd)	1954
Ronnie Mayer (1st)	1955
Joe Belmont (2nd)	1955
Joe Belmont (1st)	1956
Ronnie Mayer (2nd)	1956
Jim Newcome (2nd)	1957
Jim Newcome (1st)	1958
Bucky Allen (2nd)	1958
Paul Schmidt (2nd)	1958
Carroll Youngkin (1st)	1959
Howard Hurt (2nd)	1959
Howard Hurt (2nd)	1960
Art Heyman (1st)	1961
Howard Hurt (2nd)	1961
Art Heyman (1st)	1962
Jeff Mullins (1st)	1962
Art Heyman (1st)	1963
Jeff Mullins (1st)	1963
Jeff Mullins (1st)	1964
Jay Buckley (2nd)	1964
Buzzy Harrison (2nd)	1964
Hack Tison (2nd)	1964
Jack Marin (1st)	1965
Bob Verga (1st)	1965
Steve Vacendak (2nd)	1965
Jack Marin (1st)	1966
Bob Verga (1st)	1966
Steve Vacendak (2nd)	1966
Bob Verga (1st)	1967
Mike Lewis (2nd)	1967
Mike Lewis (1st)	1968
Randy Denton (2nd)	1969
Randy Denton (2nd)	1970
Randy Denton (1st)	1971
Gary Melchionni (2nd)	1972
Alan Shaw (2nd)	1972
Gary Melchionni (1st)	1973
Chris Redding (2nd)	1973
Bob Fleisher (2nd)	1975
Tate Armstrong (1st)	1976
Jim Spanarkel (2nd)	1977
Mike Gminski (1st)	1978
Jim Spanarkel (1st)	1978
Gene Banks (2nd)	1978
Mike Gminski (1st)	1979
Jim Spanarkel (1st)	1979
Gene Banks (2nd)	1979
Mike Gminski (1st)	1980
Gene Banks (2nd)	1980
Gene Banks (1st)	1981
Vince Taylor (1st)	1982
Johnny Dawkins (2nd)	1983
Mark Alarie (1st)	1984
Johnny Dawkins (2nd)	1984
Johnny Dawkins (1st)	1985
Mark Alarie (2nd)	1985
Mark Alarie (1st)	1986
Johnny Dawkins (1st)	1986
Tommy Amaker (2nd)	1987
Danny Ferry (2nd)	1987
Danny Ferry (1st)	1988
Danny Ferry (1st)	1989
Phil Henderson (2nd)	1990
Christian Laettner (2nd)	1990
Alaa Abdelnaby (3rd)	1990
Christian Laettner (1st)	1991
Thomas Hill (3rd)	1991
Bobby Hurley (3rd)	1991
Christian Laettner (1st)	1992
Grant Hill (2nd)	1992
Bobby Hurley (2nd)	1992
Thomas Hill (3rd)	1992
Grant Hill (1st)	1993
Bobby Hurley (1st)	1993
Thomas Hill (3rd)	1993
Grant Hill (1st)	1994
Cherokee Parks (2nd)	1994
Antonio Lang (3rd)	1994
Cherokee Parks (2nd)	1995

Chris Collins (2nd)	1996
Jeff Capel (3rd)	1996
Ricky Price (3rd)	1996
Trajan Langdon (1st)	1997
Steve Wojciechowski (2nd)	1997
Trajan Langdon (1st)	1998
Roshown McLeod (1st)	1998
Steve Wojciechowski (3rd)	1998
Elton Brand (1st)	1999
Trajan Langdon (1st)	1999
William Avery (2nd)	1999
Shane Battier (3rd)	1999
Chris Carrawell (3rd)	1999
Shane Battier (1st)	2000
Chris Carrawell (1st)	2000
Jason Williams (3rd)	2000
Shane Battier (1st)	2001
Jason Williams (1st)	2001
Nate James (3rd)	2001
Jason Williams (1st)	2002
Carlos Boozer (1st)	2002
Mike Dunleavy (1st)	2002
Dahntay Jones (1st)	2003
Chris Duhon (3rd)	2003
J.J. Redick (3rd)	2003
Chris Duhon (1st)	2004
J.J. Redick (2nd)	2004
Shelden Williams (2nd)	2004
Luol Deng (3rd)	2004
J.J. Redick (1st)	2005
Shelden Williams (1st)	2005
Daniel Ewing (3rd)	2005
J.J. Redick (1st)	2006
Shelden Williams (1st)	2006
Josh McRoberts (2nd)	2007
DeMarcus Nelson (1st)	2008
Greg Paulus (3rd)	2008
Kyle Singler (3rd)	2008
Gerald Henderson (1st)	2009
Kyle Singler (2nd)	2009
Jon Scheyer (1st)	2010
Kyle Singler (1st)	2010
Nolan Smith (2nd)	2010
Kyle Singler (1st)	2011
Nolan Smith (1st)	2011
Austin Rivers (1st)	2012
Seth Curry (3rd)	2012
Mason Plumlee (3rd)	2012
Mason Plumlee (1st)	2013
Seth Curry (2nd)	2013
► Quinn Cook (3rd)	2013

Two-Time First Team All-Conference

Bill Werber	1929-30
Jim Thompson	1933-34
Ray Spuhler	1941-42
John Seward	1943-46
Gordon Carver	1944-45
Ed Koffenberger	1946-47
Dick Groat	1951-52
Jack Marin	1965-66
Jim Spanarkel	1978-79
Mark Alarie	1984-86
Johnny Dawkins	1985-86
Danny Ferry	1988-89
Christian Laettner	1991-92
Grant Hill	1993-94
Shane Battier	2000-01
Jason Williams	2001-02
J.J. Redick	2005-06
Shelden Williams	2005-06
Kyle Singler	2010-11

Three-Time First Team All-Conference

Corren Youmans	1948-50
Art Heyman	1961-63
Jeff Mullins	1962-64
Bob Verga	1965-67
Mike Gminski	1978-80
Trajan Langdon	1997-99

ACC Player of the Year

Art Heyman	1963
Jeff Mullins	1964
Steve Vacendak	1966
Mike Gminski	1979
Danny Ferry	1988
Danny Ferry	1989
Christian Laettner	1992
Grant Hill	1994
Elton Brand	1999
Chris Carrawell	2000
Shane Battier	2001
J.J. Redick	2005
J.J. Redick	2006
Nolan Smith	2011

ACC Defensive Player of the Year

Shelden Williams	2005
Shelden Williams	2006
DeMarcus Nelson	2008

ACC Coach of the Year

Harold Bradley	1959
Vic Bubas	1963
Vic Bubas	1964
Vic Bubas	1966
Bill Foster	1978
► Mike Krzyzewski	1984
► Mike Krzyzewski	1986
► Mike Krzyzewski	1997
► Mike Krzyzewski	1999
► Mike Krzyzewski	2000

ACC Rookie of the Year

Jim Spanarkel	1976
Mike Gminski	1977
Gene Banks	1978
Chris Duhon	2001
Kyle Singler	2008
Austin Rivers	2012

ACC Tournament MVP

Doug Kistler	1960
Art Heyman	1963
Jeff Mullins	1964
Steve Vacendak	1966
Jim Spanarkel	1978
Johnny Dawkins	1986
Danny Ferry	1988
Christian Laettner	1992
Elton Brand	1999
Jason Williams	2000
Shane Battier	2001
Carlos Boozer	2002
Daniel Ewing	2003
J.J. Redick	2005
J.J. Redick	2006
Jon Scheyer	2009
Kyle Singler	2010
Nolan Smith	2011

ACC All-Tournament

Rudy D'Emilio (2nd)	1954
Bernie Janicki (2nd)	1954
Ronnie Mayer (1st)	1955
Joe Belmont (2nd)	1955
Ronnie Mayer (2nd)	1956
Bucky Allen (2nd)	1958
Bobby Joe Harris (2nd)	1958
Bob Vernon (2nd)	1958
Howard Hurt (2nd)	1959
Carroll Youngkin (2nd)	1959
Howard Hurt (1st)	1960
Doug Kistler (1st)	1960
John Frye (2nd)	1960
Carroll Youngkin (2nd)	1960
John Frye (1st)	1961
Art Heyman (1st)	1961
Carroll Youngkin (2nd)	1961
Art Heyman (1st)	1962
Jeff Mullins (1st)	1962
Art Heyman (1st)	1963
Jeff Mullins (1st)	1963
Jay Buckley (2nd)	1963
Buzzy Harrison (2nd)	1963

Jay Buckley (1st)	1964
Jeff Mullins (1st)	1964
Danny Ferguson (2nd)	1964
Hack Tison (2nd)	1964
Steve Vacendak (1st)	1965
Bob Verga (1st)	1965
Jack Marin (2nd)	1965
Mike Lewis (1st)	1966
Steve Vacendak (1st)	1966
Bob Verga (1st)	1966
Jack Marin (2nd)	1966
Bob Riedy (2nd)	1966
Bob Verga (1st)	1967
Mike Lewis (2nd)	1967
Mike Lewis (2nd)	1968
Dick DeVenzio (1st)	1969
Steve Vandenberg (1st)	1969
Dave Golden (2nd)	1969
Gary Melchionni (2nd)	1972
Tate Armstrong (1st)	1976
Mike Gminski (2nd)	1977
Jim Spanarkel (2nd)	1977
Gene Banks (1st)	1978
Mike Gminski (1st)	1978
Jim Spanarkel (1st)	1978
Kenny Dennard (2nd)	1978
Mike Gminski (1st)	1979
Jim Spanarkel (1st)	1979
Gene Banks (1st)	1980
Mike Gminski (1st)	1980
Vince Taylor (2nd)	1980
Mark Alarie (1st)	1984
Johnny Dawkins (1st)	1984
Johnny Dawkins (1st)	1985
Jay Bilas (2nd)	1985
Mark Alarie (1st)	1986
Johnny Dawkins (1st)	1986
David Henderson (1st)	1986
Robert Brickey (1st)	1988
Danny Ferry (1st)	1988
Quin Snyder (2nd)	1988
Danny Ferry (1st)	1989
Phil Henderson (1st)	1989
Christian Laettner (2nd)	1989
Phil Henderson (1st)	1990
Christian Laettner (2nd)	1990
Christian Laettner (1st)	1991
Grant Hill (2nd)	1991
Greg Koubek (2nd)	1991
Brian Davis (1st)	1992
Bobby Hurley (1st)	1992
Christian Laettner (1st)	1992
Grant Hill (2nd)	1992
Grant Hill (2nd)	1994
Cherokee Parks (2nd)	1994
Trajan Langdon (1st)	1998
Roshown McLeod (1st)	1998
Chris Carrawell (2nd)	1998
William Avery (1st)	1999
Elton Brand (1st)	1999
Shane Battier (2nd)	1999
Corey Maggette (2nd)	1999
Shane Battier (1st)	2000
Chris Carrawell (1st)	2000
Jason Williams (1st)	2000
Carlos Boozer (2nd)	2000
Mike Dunleavy (2nd)	2000
Nate James (2nd)	2000
Shane Battier (1st)	2001
Mike Dunleavy (1st)	2001
Jason Williams (1st)	2001
Nate James (2nd)	2001
Carlos Boozer (1st)	2002
Mike Dunleavy (1st)	2002
Jason Williams (1st)	2002
Chris Duhon (2nd)	2002
Daniel Ewing (1st)	2003
Dahntay Jones (2nd)	2003
J.J. Redick (2nd)	2003
Chris Duhon (1st)	2004
Daniel Ewing (1st)	2004
Shelden Williams (1st)	2004
Luol Deng (2nd)	2004
Daniel Ewing (1st)	2005
J.J. Redick (1st)	2005
Shelden Williams (1st)	2005

J.J. Redick (1st)	2006
Shelden Williams (1st)	2006
Josh McRoberts (2nd)	2006
Greg Paulus (2nd)	2006
Gerald Henderson (1st)	2009
Jon Scheyer (1st)	2009
Kyle Singler (1st)	2009
Jon Scheyer (1st)	2010
Nolan Smith (1st)	2010
Kyle Singler (1st)	2010
Kyle Singler (1st)	2011
Nolan Smith (1st)	2011
Seth Curry (2nd)	2011
Miles Plumlee (2nd)	2011
Austin Rivers (2nd)	2012

All-ACC Academic Basketball Team

Since 1962-63, the ACC has named an All-ACC Academic team. To be eligible, a student-athlete must have played in a minimum of one varsity contest during the season and have a 3.0 GPA.

Jay Buckley	1963
Buzzy Harrison	1963
Jay Buckley	1964
Buzzy Harrison	1964
Denny Fuerguson	1965
Jack Marin	1966
Dick DeVenzio	1969
Rick Katherman	1969
Dick DeVenzio	1970
Rick Katherman	1970
Dick DeVenzio	1971
Gary Melchionni	1972
Bob Fleischer	1974
Bob Fleischer	1975
Terry Chilli	1976
Steve Gray	1977
Mike Gminski	1978
Jim Spanarkel	1978
Mike Gminski	1979
Jim Spanarkel	1979
Bob Bender	1980
Mike Gminski	1980
Chip Engelland	1983
Mark Alarie	1986
Quin Snyder	1987
Quin Snyder	1988
Danny Ferry	1989
Quin Snyder	1989
Bill McCaffrey	1991
Thomas Hill	1993
Antonio Lang	1993
Chris Collins	1995
Erik Meek	1995
Steve Wojciechowski	1995
Matt Christensen	1996
Taymon Domzalski	1996
Todd Singleton	1996
Jeff Capel	1997
Trajan Langdon	1997
Carmen Wallace	1997
Steve Wojciechowski	1997
Shane Battier	1998
Mike Chappell	1998
Taymon Domzalski	1998
Trajan Langdon	1998
Taymon Domzalski	1999
Trajan Langdon	1999
Shane Battier	2000
Mike Dunleavy	2000
Shane Battier	2001
Matt Christensen	2001
Mike Dunleavy	2001
Mike Dunleavy	2002
Dahntay Jones	2002
Jason Williams	2002
Nick Horvath	2003
Chris Duhon	2004
Nick Horvath	2004
Lee Melchionni	2005
J.J. Redick	2005
Greg Paulus	2006
Martynas Pocius	2006
Martynas Pocius	2007

Greg Paulus	2008
Brian Zoubek	2008
Greg Paulus	2009
Brian Zoubek	2009
Ryan Kelly	2010
Brian Zoubek	2010
Ryan Kelly	2011
Mason Plumlee	2011
Kyle Singler	2011
Michael Gbinije	2012
Mason Plumlee	2012
► Amile Jefferson	2013
Ryan Kelly	2013
Mason Plumlee	2013
► Rasheed Sulaimon	2013

ACC All-Defensive Team

Steve Wojciechowski (c)	1997
Shane Battier (c)	1998
Steve Wojciechowski (c)	1998
Chris Carrawell (c)	1999
Shane Battier (m, c)	1999
Chris Carrawell (m, c)	2000
Shane Battier (m, c)	2000
Nate James (c)	2001
Shane Battier (m, c)	2001
Mike Dunleavy (m)	2002
Chris Duhon (m, c)	2002
Dahntay Jones (c)	2002
Dahntay Jones (m, c)	2003
Chris Duhon (m, c)	2004
Shelden Williams (m, c)	2004
Shelden Williams (m, c)	2005
Shelden Williams (m, c)	2006
Josh McRoberts (m)	2007
DeMarcus Nelson (c)	2007
DeMarcus Nelson (m, c)	2008
Gerald Henderson (m, c)	2009
Lance Thomas (m, c)	2010
Nolan Smith (m, c)	2011
Mason Plumlee (c)	2013

m - media; c - coaches

All-ACC Freshman Team

Chris Collins	1993
Taymon Domzalski	1996
Chris Carrawell	1997
Shane Battier	1998
Corey Maggette	1999
Jason Williams	2000
Carlos Boozer	2000
Chris Duhon	2001
J.J. Redick	2003
Luol Deng	2004
DeMarcus Nelson	2005
Greg Paulus	2006
Josh McRoberts	2006
Jon Scheyer	2007
Kyle Singler	2008
Austin Rivers	2012
► Rasheed Sulaimon (m, c)	2013

m - media; c - coaches

* The ACC began announcing a coaches all-conference team in 2013.

All-NCAA Final Four Team

* Art Heyman	1963
Jeff Mullins	1964
Jack Marin	1966
Mike Gminski	1978
Jim Spanarkel	1978
Mark Alarie	1986
Tommy Amaker	1986
Johnny Dawkins	1986
Danny Ferry	1989
Phil Henderson	1990
Bobby Hurley	1991
* Christian Laettner	1991
Billy McCaffrey	1991
Grant Hill	1992
* Bobby Hurley	1992
Christian Laettner	1992
Grant Hill	1994
Antonio Lang	1994
Elton Brand	1999
Trajan Langdon	1999
* Shane Battier	2001
Mike Dunleavy	2001
Jason Williams	2001
* Kyle Singler	2010
Nolan Smith	2010
Jon Scheyer	2010

* - Named Most Valuable Player

All-East Regional

Art Heyman	1963
Jeff Mullins	1963
* Jeff Mullins	1964
Steve Vacendak	1964
Jack Marin	1966
Steve Vacendak	1966
* Bob Verga	1966
Gene Banks	1978
Mike Gminski	1978
* Jim Spanarkel	1978
Mark Alarie	1986
* Johnny Dawkins	1986
* Danny Ferry	1988
Billy King	1988
Kevin Strickland	1988
* Danny Ferry	1989
Phil Henderson	1989
Christian Laettner	1989
Alaa Abdelnaby	1990
Phil Henderson	1990
* Christian Laettner	1990
Bobby Hurley	1992
* Christian Laettner	1992
William Avery	1999
Elton Brand	1999
* Trajan Langdon	1999
Shane Battier	2000
Shane Battier	2001
* Jason Williams	2001

* - Named Most Valuable Player

All-South Regional

Mike Gminski	1980
Jeff Capel	1994
* Grant Hill	1994
Cherokee Parks	1994
Trajan Langdon	1998
Roshown McLeod	1998
* Luol Deng	2004
Shelden Williams	2004
* Nolan Smith	2010
Jon Scheyer	2010

* - Named Most Valuable Player

All-Midwest Regional

Tommy Amaker	1987
Thomas Hill	1991
* Bobby Hurley	1991
Christian Laettner	1991
Seth Curry	2013
Mason Plumlee	2013

* - Named Most Outstanding Player

All-National Invitation Tournament

Randy Denton	1971
--------------	------

Battle 4 Atlantis All-Tournament

► * Quinn Cook	2012
Mason Plumlee	2012

* - Named Most Valuable Player

CBE Classic All-Tournament

DeMarcus Nelson	2006
* Kyrie Irving	2010
Mason Plumlee	2010

* - Named Most Valuable Player

Coaches vs. Cancer All-Tournament

Chris Carrawell	1999
* Kyle Singler	2008
Gerald Henderson	2008

* - Named Most Valuable Player

Great Alaskan Shootout All-Tournament

Chris Collins	1995
Jeff Capel	1995
Ricky Price	1995
* William Avery	1998
Trajan Langdon	1998
Elton Brand	1998
Chris Duhon	2003
Luol Deng	2003

* - Named Most Valuable Player

All-Preseason NIT

Mark Alarie	1985
Johnny Dawkins	1985
David Henderson	1985
Trajan Langdon	1996
* Carlos Boozer	2000
Jason Williams	2000
J.J. Redick	2005
* Shelden Williams	2005
Jon Scheyer	2009
* Nolan Smith	2009

* - Named Most Valuable Player

Maui Invitational All-Tournament

* Bobby Hurley	1992
* Steve Wojciechowski	1997
* Mike Dunleavy	2001
Jason Williams	2001
DeMarcus Nelson	2007
* Kyle Singler	2007
Austin Rivers	2011
* Ryan Kelly	2011

* - Named Most Valuable Player

All-Tournament Teams Began in 2000

Swett-Baylin Award

Given to the most valuable player as selected by the team. Set up by Dr. George Baylin in memory of Dr. and Mrs. Francis Swett. Dr. Swett was a Duke faculty member and ardent basketball fan.

Dick Groat	1952
Rudy D'Emilio	1953
Bernie Janicki	1954
Ronnie Mayer	1955
Joe Belmont	1956
Bobby Joe Harris	1957
Paul Schmidt	1958
Howard Hurt	1959
Doug Kistler	1960
Art Heyman	1961
Art Heyman	1962
Art Heyman	1963
Jeff Mullins	1964
Denny Ferguson	1965
Jack Marin	1966
Steve Vacendak	1966
Bob Verga	1967
Mike Lewis	1968
Fred Lind	1969
Randy Denton	1970
Randy Denton	1971
Alan Shaw	1972
Gary Melchionni	1973
Bob Fleischer	1974
Bob Fleischer	1975
Tate Armstrong	1976
Tate Armstrong	1977
Jim Spanarkel	1977
Gene Banks	1978
Mike Gminski	1978
Jim Spanarkel	1978
Mike Gminski	1979
Jim Spanarkel	1979
Gene Banks	1980
Mike Gminski	1980
Gene Banks	1981
Kenny Dennard	1981
Vince Taylor	1982
Johnny Dawkins	1983
Mark Alarie	1984
Johnny Dawkins	1984
Johnny Dawkins	1985
Johnny Dawkins	1986
Tommy Amaker	1987
Danny Ferry	1987
Danny Ferry	1988
Danny Ferry	1989
Phil Henderson	1990
Christian Laettner	1990
Bobby Hurley	1991
Christian Laettner	1991
Bobby Hurley	1992
Christian Laettner	1992
Bobby Hurley	1993
Grant Hill	1994
Erik Meek	1995
Cherokee Parks	1995
Chris Collins	1996
Steve Wojciechowski	1997
Roshown McLeod	1998
Elton Brand	1999
Trajan Langdon	1999
Shane Battier	2000
Chris Carrawell	2000
Shane Battier	2001
Jason Williams	2001
Jason Williams	2002
Mike Dunleavy	2002
Dahntay Jones	2003
Chris Duhon	2004
Daniel Ewing	2005
J.J. Redick	2005
Shelden Williams	2005
J.J. Redick	2006
Shelden Williams	2006
Josh McRoberts	2007
DeMarcus Nelson	2007
DeMarcus Nelson	2008
Gerald Henderson	2009

Jon Scheyer	2009
Kyle Singler	2009
Jon Scheyer	2010
Kyle Singler	2010
Nolan Smith	2010
Lance Thomas	2010
Brian Zoubek	2010
Kyle Singler	2011
Nolan Smith	2011
Seth Curry	2013
Ryan Kelly	2013
Mason Plumlee	2013

Glenn E. "Ted" Mann Jr. Award

Presented by Kappa Sigma fraternity to the reserve voted by his teammates as contributing the most to team morale. The award is dedicated to the memory of Ted Mann Jr., a member of the Duke basketball team who died in a swimming accident on September 12, 1964, just prior to his senior year at Duke.

Ron Herbster	1965
Jim Liccardo	1966
Stuart McKaig	1967
Tim Kolodziej	1968
Steve Vandenberg	1969
Don Blackman	1970
Alan Shaw	1971
Pat Doughty	1972
Pete Kramer	1973
Terry Chilli	1974
Terry Chilli	1975
Dave O'Connell	1976
Scott Goetsch	1977
Bruce Bell	1978
Scott Goetsch	1979
Jim Corrigan	1980
Jim Suddath	1981
Todd Anderson	1982
Mike Tissaw	1983
Richard Ford	1984
Todd Anderson	1985
Billy King	1986
Robert Brickley	1987
John Smith	1988
John Smith	1989
Brian Davis	1990
Brian Davis	1991
Antonio Lang	1992
Marty Clark	1993
Marty Clark	1994
Steve Wojciechowski	1995
Steve Wojciechowski	1996
Justin Caldbeck	1997
Jay Heaps	1997
Todd Singleton	1997
Todd Singleton	1998
Nate James	1999
Mike Dunleavy	2000
Dahntay Jones	2001
J.D. Simpson	2001
Daniel Ewing	2002
Andre Buckner	2003
Sean Dockery	2004
Lee Melchionni	2005
Patrick Johnson	2006
David McClure	2007
Jon Scheyer	2008
Elliot Williams	2009
Miles Plumlee	2010
► Tyler Thornton	2011
► Josh Hairston	2012
► Tyler Thornton	2013

The Pagliuca Family Coaches' Award

Presented to the player exemplifying the commitment and values of Duke Basketball while displaying overall improvement as selected by the coaching staff

Ricky Price	1998
Chris Carrawell	1999
Nate James	2000
Nate James	2001
Matt Christensen	2002
Daniel Ewing	2003
Nick Horvath	2004
Patrick Davidson	2005
Patrick Johnson	2005
Ross Perkins	2006
Joe Pagliuca	2007
Gerald Henderson	2008
Lance Thomas	2009
Nolan Smith	2010
Ryan Kelly	2011
► Tyler Thornton	2012
Seth Curry	2013

Dr. Deryl Hart Award

Presented to the team's top scholar-athlete.

Terry Chili	1976
Rick Mainwaring	1977
Steve Gray	1978
Mike Gminski	1979
Mike Gminski	1980
Jim Suddath	1981
Chip Engelland	1982
Chip Engelland	1983
Jay Bryan	1984
Jay Bryan	1985
Mark Alarie	1986
Quin Snyder	1987
Quin Snyder	1988
Quin Snyder	1989
Crawford Palmer	1990
Crawford Palmer	1991
Bobby Hurley	1992
Thomas Hill	1993
Antonio Lang	1994
Erik Meek	1995
Trajan Langdon	1996
Taymon Domzalski	1997
Trajan Langdon	1998
Shane Battier	1999
Shane Battier	2000
Shane Battier	2001
Matt Christensen	2002
Nick Horvath	2003
Nick Horvath	2004
Joe Pagliuca	2005
Joe Pagliuca	2006
Joe Pagliuca	2007
Greg Paulus	2008
Greg Paulus	2009
Brian Zoubek	2010
Mason Plumlee	2011
Mason Plumlee	2012
Mason Plumlee	2013

True Blue Award

Presented to the player who takes the most charges in a season.

David Henderson	1984
Dan Meagher	1985
Billy King	1986
Billy King	1987
Billy King	1988
Danny Ferry	1989
Bobby Hurley	1990
Brian Davis	1991
Brian Davis	1992
Bobby Hurley	1993
Cherokee Parks	1994
Eric Meek	1995
Greg Newton	1996
Carmen Wallace	1997
Steve Wojciechowski	1997

Shane Battier	1998
Shane Battier	1999
Shane Battier	2000
Shane Battier	2001
Mike Dunleavy	2002
Dahntay Jones	2003
Shavlik Randolph	2004
Shavlik Randolph	2005
J.J. Redick	2006
Greg Paulus	2007
Kyle Singler	2008
Gerald Henderson	2009
Brian Zoubek	2010
Lance Thomas	2010
Ryan Kelly	2011
Ryan Kelly	2012
► Josh Hairston	2013

Best Defensive Player Award

Steve Wojciechowski	1997
Shane Battier	1998
Steve Wojciechowski	1998
Shane Battier	1999
Chris Carrawell	1999
Shane Battier	2000
Chris Carrawell	2000
Shane Battier	2001
Chris Duhon	2001
Dahntay Jones	2002
Casey Sanders	2003
Chris Duhon	2004
Shelden Williams	2005
Shelden Williams	2006
DeMarcus Nelson	2007
DeMarcus Nelson	2008
Gerald Henderson	2009
Kyle Singler	2010
Lance Thomas	2010
Kyle Singler	2011
► Tyler Thornton	2012
Ryan Kelly	2013

Bill Krzyzewski Captains' Award

Presented to the team captains.

Jeff Capel	1997
Greg Newton	1997
Carmen Wallace	1997
Trajan Langdon	1998
Roshown McLeod	1998
Steve Wojciechowski	1998
Trajan Langdon	1999
Shane Battier	2000
Chris Carrawell	2000
Nate James	2000
Shane Battier	2001
Nate James	2001
J.D. Simpson	2001
Carlos Boozer	2002
Mike Dunleavy	2002
Jason Williams	2002
Chris Duhon	2003
Nick Horvath	2003
Dahntay Jones	2003
Chris Duhon	2004
Daniel Ewing	2004
Nick Horvath	2004
Daniel Ewing	2005
Reggie Love	2005
J.J. Redick	2005
Sean Dockery	2006
Lee Melchionni	2006
J.J. Redick	2006
Shelden Williams	2006
Josh McRoberts	2007
DeMarcus Nelson	2007
Greg Paulus	2007
DeMarcus Nelson	2008
Gerald Henderson	2009
Greg Paulus	2009
Jon Scheyer	2009
Jon Scheyer	2010
Lance Thomas	2010

Nolan Smith	2011
Kyle Singler	2011
Miles Plumlee	2012
Seth Curry	2013
Ryan Kelly	2013
Mason Plumlee	2013

Gopal Varadhan Senior Manager Award

Presented to the team's top upperclassman manager.

Kirsten Green	1997
Lee Rashman	1997
Luci Pitzer	1998
Glenn Toomayan	1999
Josh Berger	2000
Kenny King	2000
Kevin Marchetti	2000
Anne Wilson	2000
Wynter Galindez	2001
Lisa Kalich	2001
Shaun Rogers	2002
Nick Arison	2003
Max Perkins	2004
Brian DeStefano	2005
Mike Egan	2005
Josh Makaron	2005
Mike Morrell	2005
Charlie Rohlf	2005
Thayer Swallen	2005
Amanda Green	2006
Kevin Cullen	2007
Chris Lauten	2007
Scott Naturman	2007
Chris Lauten	2008
Joey McMahan	2009
Griffin Tormey	2009
Eric Skeffington	2010
Sarah Helfer	2011
Pat Thompson	2011
John McGinty	2012
Kyle Mumma	2012
Kate Wheelock	2012
John McGinty	2013
Kyle Mumma	2013
Kate Wheelock	2013

NCAA Tournament Results

Round	Date	Site	Opponent	W/L	Score	DU High
1955 • East Regional						
First Round	3/8	New York, N.Y.	Villanova	L	73-74	22 - Tobin
1960 • East Regional						
First Round	3/8	New York, N.Y.	Princeton	W	84-60	26 - Kistler
Reg. Semifinal	3/11	Charlotte, N.C.	St. Joseph's	W	58-56	22 - Youngkin
Reg. Final	3/12	Charlotte, N.C.	New York U.	L	59-74	20 - Kistler
1963 • East Regional						
Reg. Semifinal	3/15	College Park, Md.	New York U.	W	81-76	25 - Mullins
Reg. Final	3/16	College Park, Md.	St. Joseph's	W	73-59	24 - Mullins
Nat. Semifinal	3/22	Louisville, Ky.	Loyola, Ill.	L	75-94	29 - Heyman
Nat. Consol.	3/23	Louisville, Ky.	Oregon State	W	85-63	22 - Heyman
1964 • East Regional						
Reg. Semifinal	3/13	Raleigh, N.C.	Villanova	W	87-73	43 - Mullins
Reg. Final	3/14	Raleigh, N.C.	Connecticut	W	101-54	30 - Mullins
Nat. Semifinal	3/20	Kansas City, Mo.	Michigan	W	91-80	25 - Buckley
Nat. Final	3/21	Kansas City, Mo.	UCLA	L	83-98	22 - Mullins
1966 • East Regional						
Reg. Semifinal	3/11	Raleigh, N.C.	St. Joseph's	W	76-74	22 - Verga
Reg. Final	3/12	Raleigh, N.C.	Syracuse	W	91-81	22 - Marin
Nat. Semifinal	3/18	College Park, Md.	Kentucky	L	79-83	29 - Marin
Nat. Consol.	3/19	College Park, Md.	Utah	W	79-77	23 - Marin
1978 • East Regional						
First Round	3/12	Charlotte, N.C.	Rhode Island	W	63-62	25 - Gminski
Reg. Semifinal	3/17	Providence, R.I.	Pennsylvania	W	84-80	21 - two players
Reg. Final	3/19	Providence, R.I.	Villanova	W	90-72	23 - Spanarkel
Nat. Semifinal	3/25	St. Louis, Mo.	Notre Dame	W	90-86	29 - Gminski
Nat. Final	3/27	St. Louis, Mo.	Kentucky	L	88-94	29 - Banks
1979 • East Regional Seed: #2						
Second Round	3/11	Raleigh, N.C.	St. John's ^{10E}	L	78-80	24 - Banks
1980 • Midwest Regional Seed: #4						
Second Round	3/8	W. Lafayette, Ind.	Pennsylvania ^{12ME}	W	52-42	19 - Gminski
Reg. Semifinal	3/13	Lexington, Ky.	Kentucky ^{1ME}	W	55-54	17 - Gminski
Reg. Final	3/15	Lexington, Ky.	Purdue ^{6ME}	L	60-68	17 - Gminski
1984 • West Regional Seed: #3						
Second Round	3/18	Pullman, Wash.	Washington ^{6W}	L	78-80	22 - Dawkins
1985 • Midwest Regional Seed: #3						
First Round	3/15	Houston, Texas	Pepperdine ^{14MW}	W	75-62	22 - Henderson
Second Round	3/17	Houston, Texas	Boston College ^{11MW}	L	73-74	18 - Dawkins
1986 • East Regional Seed: #1						
First Round	3/13	Greensboro, N.C.	Miss. Valley St. ^{16E}	W	85-78	27 - Dawkins
Second Round	3/15	Greensboro, N.C.	Old Dominion ^{9E}	W	89-61	25 - Dawkins
Reg. Semifinal	3/21	E. Rutherford, N.J.	DePaul ^{12E}	W	74-67	25 - Dawkins
Reg. Final	3/23	E. Rutherford, N.J.	Navy ^{1E}	W	71-50	28 - Dawkins
Nat. Semifinal	3/29	Dallas, Texas	Kansas ^{3MW}	W	71-67	24 - Dawkins
Nat. Final	3/31	Dallas, Texas	Louisville ^{2W}	L	69-72	24 - Dawkins
1987 • Midwest Regional Seed: #5						
First Round	3/12	Indianapolis, Ind.	Texas A&M ^{12MW}	W	58-51	20 - Strickland
Second Round	3/14	Indianapolis, Ind.	Xavier ^{13MW}	W	65-60	20 - Amaker
Reg. Semifinal	3/20	Cincinnati, Ohio	Indiana ^{1MW}	L	82-88	23 - Amaker
1988 • East Regional Seed: #2						
First Round	3/17	Chapel Hill, N.C.	Boston U. ^{15E}	W	85-69	21 - Ferry
Second Round	3/19	Chapel Hill, N.C.	SMU ^{1E}	W	94-79	31 - Strickland
Reg. Semifinal	3/24	E. Rutherford, N.J.	Rhode Island ^{11E}	W	73-72	17 - Ferry
Reg. Final	3/26	E. Rutherford, N.J.	Temple ^{1E}	W	63-53	21 - Strickland
Nat. Semifinal	4/2	Kansas City, Mo.	Kansas ^{3MW}	L	59-66	19 - Ferry
1989 • East Regional Seed: #2						
First Round	3/16	Greensboro, N.C.	S.C. State ^{15E}	W	90-69	22 - Henderson
Second Round	3/18	Greensboro, N.C.	West Virginia ^{7E}	W	70-63	20 - Ferry
Reg. Semifinal	3/24	E. Rutherford, N.J.	Minnesota ^{11E}	W	87-70	21 - two players
Reg. Final	3/26	E. Rutherford, N.J.	Georgetown ^{1E}	W	85-77	24 - Laettner
Nat. Semifinal	4/1	Seattle, Wash.	Seton Hall ^{9W}	L	78-95	34 - Ferry
1990 • East Regional Seed: #3						
First Round	3/16	Atlanta, Ga.	Richmond ^{14E}	W	81-46	22 - Abdelnaby
Second Round	3/18	Atlanta, Ga.	St. John's ^{9E}	W	76-72	22 - Brickey
Reg. Semifinal	3/22	E. Rutherford, N.J.	UCLA ^{1E}	W	90-81	28 - Henderson
Reg. Final	3/24	E. Rutherford, N.J.	Connecticut ^{1E}	W	79-78	27 - Abdelnaby
Nat. Semifinal	3/31	Denver, Colo.	Arkansas ^{4MW}	W	97-83	28 - Henderson
Nat. Final	4/2	Denver, Colo.	UNLV ^{1W}	L	73-103	21 - Henderson
1991 • Midwest Regional Seed: #2 • National Champion						
First Round	3/14	Minneapolis, Minn.	N.E. Louisiana ^{15MW}	W	102-73	22 - Laettner
Second Round	3/16	Minneapolis, Minn.	Iowa ^{2MW}	W	85-70	19 - Laettner
Reg. Semifinal	3/22	Pontiac, Mich.	Connecticut ^{11MW}	W	81-67	19 - Laettner
Reg. Final	3/24	Pontiac, Mich.	St. John's ^{4MW}	W	78-61	20 - Hurley
Nat. Semifinal	3/30	Indianapolis, Ind.	UNLV ^{1W}	W	79-77	28 - Laettner
Nat. Final	4/1	Indianapolis, Ind.	Kansas ^{3SE}	W	72-65	18 - Laettner
1992 • East Regional Seed: #1 • National Champion						
First Round	3/19	Greensboro, N.C.	Campbell ^{14E}	W	82-56	22 - Laettner
Second Round	3/21	Greensboro, N.C.	Iowa ^{1E}	W	75-62	21 - Davis
Reg. Semifinal	3/26	Philadelphia, Pa.	Seton Hall ^{1E}	W	81-69	16 - two players
Reg. Final	3/28	Philadelphia, Pa.	Kentucky (ot) ^{2E}	W	104-103	31 - Laettner
Nat. Semifinal	4/4	Minneapolis, Minn.	Indiana ^{2W}	W	81-78	26 - Hurley
Nat. Final	4/6	Minneapolis, Minn.	Michigan ^{9SE}	W	71-51	19 - Laettner

Round	Date	Site	Opponent	W/L	Score	DU High
1993 • Midwest Regional Seed: #3						
First Round	3/18	Chicago, Ill.	S. Illinois ^{14MW}	W	105-70	25 - Hurley
Second Round	3/20	Chicago, Ill.	California ^{6MW}	L	77-82	32 - Hurley
1994 • Southeast Regional Seed: #2						
First Round	3/18	St. Petersburg, Fla.	Texas Southern ^{15SE}	W	82-70	20 - Collins
Second Round	3/20	St. Petersburg, Fla.	Michigan State ^{3SE}	W	85-74	25 - Hill
Reg. Semifinal	3/24	Knoxville, Tenn.	Marquette ^{6SE}	W	59-49	22 - Hill
Reg. Final	3/26	Knoxville, Tenn.	Purdue ^{1SE}	W	69-60	19 - two players
Nat. Semifinal	4/2	Charlotte, N.C.	Florida ^{3E}	W	70-65	25 - Hill
Nat. Final	4/4	Charlotte, N.C.	Arkansas ^{1MW}	L	72-76	15 - Lang
1996 • Southeast Regional Seed: #8						
First Round	3/14	Indianapolis, Ind.	E. Michigan ^{9SE}	L	60-75	15 - two players
1997 • Southeast Regional Seed: #2						
First Round	3/14	Charlotte, N.C.	Murray State ^{15SE}	W	71-68	25 - Capel
Second Round	3/16	Charlotte, N.C.	Providence ^{10SE}	L	87-98	26 - Capel
1998 • South Regional Seed: #1						
First Round	3/13	Lexington, Ky.	Radford ^{16S}	W	99-63	23 - McLeod
Second Round	3/15	Lexington, Ky.	Oklahoma State ^{8S}	W	79-73	22 - McLeod
Reg. Semifinal	3/20	St. Petersburg, Fla.	Syracuse ^{5S}	W	80-67	20 - Brand
Reg. Final	3/22	St. Petersburg, Fla.	Kentucky ^{2S}	L	84-86	19 - McLeod
1999 • East Regional Seed: #1						
First Round	3/12	Charlotte, N.C.	Florida A&M	W	99-58	17 - Brand
Second Round	3/14	Charlotte, N.C.	Tulsa	W	97-56	19 - Avery
Reg. Semifinal	3/19	E. Rutherford, N.J.	SW Missouri St.	W	78-61	24 - Langdon
Reg. Final	3/21	E. Rutherford, N.J.	Temple	W	85-64	23 - Langdon
Nat. Semifinal	3/27	St. Petersburg, Fla.	Michigan State	W	68-62	18 - Brand
Nat. Final	3/29	St. Petersburg, Fla.	Connecticut	L	74-77	25 - Langdon
2000 • East Regional Seed: #1						
First Round	3/17	Winston-Salem, N.C.	Lamar ^{16E}	W	82-55	18 - Williams
Second Round	3/19	Winston-Salem, N.C.	Kansas ^{8E}	W	69-64	21 - Battier
Reg. Semifinal	3/24	Syracuse, N.Y.	Florida ^{9E}	L	78-87	20 - Battier
2001 • East Regional Seed: #1 • National Champion						
First Round	3/15	Greensboro, N.C.	Monmouth ^{16E}	W	95-52	22 - Williams
Second Round	3/17	Greensboro, N.C.	Missouri ^{9E}	W	94-81	31 - Williams
Reg. Semifinal	3/22	Philadelphia, Pa.	UCLA ^{1E}	W	76-63	34 - Williams
Reg. Final	3/24	Philadelphia, Pa.	USC ^{9E}	W	79-69	28 - Williams
Nat. Semifinal	3/31	Minneapolis, Minn.	Maryland ^{3W}	W	95-84	25 - Battier
Nat. Final	4/2	Minneapolis, Minn.	Arizona ^{20W}	W	82-72	21 - Dunleavy
2002 • South Regional Seed: #1						
First Round	3/14	Greenville, S.C.	Winthrop ^{16S}	W	84-37	19 - two players
Second Round	3/16	Greenville, S.C.	Notre Dame ^{8S}	W	84-77	18 - two players
Reg. Semifinal	3/21	Lexington, Ky.	Indiana ^{8S}	L	73-74	19 - Boozer
2003 • West Regional Seed: #3						
First Round	3/20	Salt Lake City, Utah	Colorado State ^{14W}	W	67-57	23 - Jones
Second Round	3/22	Salt Lake City, Utah	C. Michigan ^{11W}	W	86-60	28 - Jones
Reg. Semifinal	3/27	Anaheim, Calif.	Kansas ^{2W}	L	65-69	23 - Jones
2004 • Atlanta (South) Regional Seed: #1						
First Round	3/18	Raleigh, N.C.	Alabama State ^{16S}	W	96-61	20 - Randolph
Second Round	3/20	Raleigh, N.C.	Veton Hall ^{8S}	W	90-62	21 - Redick
Reg. Semifinal	3/26	Atlanta, Ga.	Illinois ^{15S}	W	72-62	18 - Deng
Reg. Final	3/28	Atlanta, Ga.	Xavier ^{7S}	W	66-63	19 - Deng
Nat. Semifinal	4/3	San Antonio, Texas	Connecticut ^{2W}	L	78-79	16 - Deng
2005 • Austin (South) Regional Seed: #1						
First Round	3/18	Charlotte, N.C.	Delaware State ^{16S}	W	57-46	14 - Williams
Second Round	3/20	Charlotte, N.C.	Mississippi State ^{8S}	W	63-55	22 - Ewing
Reg. Semifinal	3/26	Austin, Texas	Michigan State ^{3S}	L	68-78	19 - Williams
2006 • Atlanta (South) Regional Seed: #1						
First Round	3/16	Greensboro, N.C.	Southern ^{16S}	W	70-54	29 - two players
Second Round	3/18	Greensboro, N.C.	George Washington ^{8S}	W	74-61	20 - Redick
Reg. Semifinal	3/23	Atlanta, Ga.	LSU ^{15S}	L	54-62	23 - Williams
2007 • Buffalo (West) Regional Seed: #6						
First Round	3/15	Buffalo, N.Y.	VCU ^{11W}	L	77-79	25 - Paulus
2008 • West Regional Seed: #2						
First Round	3/20	Washington, D.C.	Belmont ^{15W}	W	71-70	21 - Henderson
Second Round	3/22	Washington, D.C.	West Virginia ^{1W}	L	67-73	18 - Henderson
2009 • East Regional Seed: #2						
First Round	3/19	Greensboro, N.C.	Binghamton ^{15E}	W	86-62	15 - Scheyer
Second Round	3/21	Greensboro, N.C.	Texas ^{7E}	W	74-69	24 - Henderson
Reg. Semifinal	3/26	Boston, Mass.	Villanova ^{3E}	L	54-77	15 - Singler
2010 • South Regional Seed: #1						
First Round	3/19	Jacksonville, Fla.	Arkansas Pine-Bluff ^{16S}	W	74-44	22 - Singler
Second Round	3/21	Jacksonville, Fla.	California ^{8S}	W	68-53	20 - Smith
Reg. Semifinal	3/26	Houston, Texas	Purdue ^{15S}	W	70-57	24 - Singler
Reg. Final	3/28	Houston, Texas	Baylor ^{15S}	W	78-71	29 - Smith
Nat. Semifinal	4/3	Indianapolis, Ind.	West Virginia ^{2E}	W	78-57	23 - Scheyer
Nat. Final	4/5	Indianapolis, Ind.	Butler ^{2W}	W	61-59	19 - Singler
2011 • West Regional Seed: #1						
Second Round	3/18	Charlotte, N.C.	Hampton ^{16W}	W	87-45	14 - Irving
Third Round	3/20	Charlotte, N.C.	Michigan ^{8W}	W	73-71	24 - Smith
Reg. Semifinal	3/24	Anaheim, Calif.	Arizona ^{3W}	L	77-93	28 - Irving

TRADITION

NCAA Tournament Results

Round	Date	Site	Opponent	W/L	Score	DU High
2012 • South Regional Seed: #2						
Second Round	3/16	Greensboro, N.C.	Lehigh ¹⁵⁵	L	70-75	19 - two players

2013 • Midwest Regional Seed: #2

Second Round	3/22	Philadelphia, Pa.	Albany ^{15MW}	W	73-61	26 - Curry
Third Round	3/24	Philadelphia, Pa.	Creighton ^{16MW}	W	66-50	21 - Sulaimon
Reg. Semifinal	3/29	Indianapolis, Ind.	Michigan State ^{17MW}	W	71-61	29 - Curry
Reg. Final	3/31	Indianapolis, Ind.	Louisville ^{18MW}	L	63-85	17 - Plumlee

NCAA Tournament Breakdown

Duke vs. Opponents in the NCAA Tournament

Alabama State	1-0
Albany	1-0
Arizona	1-1
Arkansas	1-1
Arkansas Pine-Bluff	1-0
Baylor	1-0
Belmont	1-0
Binghamton	1-0
Boston College	0-1
Boston University	1-0
Butler	1-0
California	1-1
Campbell	1-0
Central Michigan	1-0
Colorado State	1-0
Connecticut	3-2
Creighton	1-0
Delaware State	1-0
DePaul	1-0
Eastern Michigan	0-1
Florida	1-1
Florida A&M	1-0
Georgetown	1-0
George Washington	1-0
Hampton	1-0
Illinois	1-0
Indiana	1-2
Iowa	2-0
Kansas	3-2
Kentucky	2-3
Lamar	1-0
Lehigh	0-1
Louisiana-Monroe	1-0
Louisiana State	0-1
Louisville	0-2
Loyola (Ill.)	0-1
Marquette	1-0
Maryland	1-0
Michigan	3-0
Michigan State	3-1
Minnesota	1-0
Mississippi State	1-0
Mississippi Valley State	1-0
Missouri	1-0
Monmouth	1-0
Murray State	1-0
Navy	1-0
Nevada-Las Vegas	1-1
New York	1-1
Notre Dame	2-0
Oklahoma State	1-0
Old Dominion	1-0
Oregon State	1-0
Pennsylvania	2-0
Pepperdine	1-0
Princeton	1-0
Providence	0-1
Purdue	2-1
Radford	1-0
Rhode Island	2-0
Richmond	1-0
St. John's	2-1
St. Joseph's	3-0
Seton Hall	2-1
S.C. State	1-0
Southern	1-0
Southern Cal	1-0
Southern Illinois	1-0
SMU	1-0
SW Missouri State	1-0
Syracuse	2-0
Temple	2-0
Texas	1-0
Texas A&M	1-0
Texas Southern	1-0
Tulsa	1-0
UCLA	2-1
Utah	1-0
VCU	0-1
Villanova	2-2
Washington	0-1
West Virginia	2-1
Winthrop	1-0
Xavier	2-0

Duke vs. Conferences in the NCAA Tournament

America East	3-0
Atlantic Coast	1-0
Atlantic 10	7-0
A-Sun	1-0
Big East	10-8
Big Eight	2-1
Big South	3-0
Big Ten	13-4
Big 12	5-1
Big West	1-1
Colonial	2-1
East Coast	3-0
ECAC	1-0
Great Midwest	1-0
Horizon League	2-0
Independents	6-4
Ivy League	3-0
Metro	0-1
Mid-American	1-1
Midwestern	4-0
Missouri Valley	3-0
Mountain West	1-0
Northeast	1-0
Ohio Valley	1-0
Patriot	0-1
Pacific 12	6-4
Southeastern	5-6
Southwest	3-0
Southwestern Athletic	5-0
Sun Belt	1-0
West Coast	1-0
Western Athletic	2-0
Yankee	1-0

Note: Conference based on what league opponent was in at the time of the game

Duke Record by State in the NCAA Tournament

California	0-2
Colorado	1-1
District of Columbia	1-1
Florida	6-2
Georgia	4-1
Illinois	1-1
Indiana	8-2
Kentucky	4-3
Maryland	3-1
Michigan	2-0
Minnesota	6-0
Missouri	2-3
New Jersey	10-0
New York	1-3
North Carolina	32-5
Ohio	0-1
Pennsylvania	6-0
Rhode Island	2-0
South Carolina	2-0
Tennessee	2-0
Texas	4-4
Utah	2-0
Washington	0-2

Duke in the NCAA Tournament

NCAA Tournament Appearances	37
National Championships	4
Championship Game Appearances	10
Final Four Appearances	15
Elite Eight Appearances	19
Sweet 16 Appearances	27
Times Advanced in NCAA Tournament	31
Overall NCAA Tournament Record	99-33 (.750)

As a Participant (includes Final Four games)

Out of East Region	54-14 (.794)
Out of South Region*	19-6 (.760)
Out of Southeast Region	6-3 (.667)
Out of Midwest Region	2-1 (.667)
Out of West Region	13-4 (.765)
Out of West Region	5-5 (.500)

* - will consider the 2004/2006 Atlanta Region and the 2005 Austin Region the South Region

By Decade

1950-59	0-1 (.000)
1960-69	11-4 (.733)
1970-79	4-2 (.667)
1980-89	18-7 (.720)
1990-99	32-7 (.821)
2000-09	23-9 (.719)
2010-p	11-3 (.786)

As an at-large bid	36-16 (.692)
As an automatic bid	63-17 (.788)
NCAA Record under Krzyzewski	82-25 (.766)

NCAA Appearances (37)

1955, 1960, 1963, 1964, 1966, 1978, 1979, 1980, 1984, 1985, 1986, 1987, 1988, 1989, 1990, 1991, 1992, 1993, 1994, 1996, 1997, 1998, 1999, 2000, 2001, 2002, 2003, 2004, 2005, 2006, 2007, 2008, 2009, 2010, 2011, 2012, 2013

NCAA Titles (4)

1991, 1992, 2001, 2010

Title Game Appearances (10)

1964, 1978, 1986, 1990, 1991, 1992, 1994, 1999, 2001, 2010

Final Four Appearances (15)

1963, 1964, 1966, 1978, 1986, 1988, 1989, 1990, 1991, 1992, 1994, 1999, 2001, 2004, 2010

Regional Championships (15)

1963 (East), 1964 (East), 1966 (East), 1978 (East), 1986 (East), 1988 (East), 1989 (East), 1990 (East), 1991 (Midwest), 1992 (East), 1994 (Southeast), 1999 (East), 2001 (East), 2004 (Atlanta/South), 2010 (South)

Elite Eight Appearances (19)

1960, 1963, 1964, 1966, 1978, 1980, 1986, 1988, 1989, 1990, 1991, 1992, 1994, 1998, 1999, 2001, 2004, 2010, 2013

Sweet 16 Appearances (27)

1960, 1963, 1964, 1966, 1978, 1980, 1986, 1987, 1988, 1989, 1990, 1991, 1992, 1994, 1998, 1999, 2000, 2001, 2002, 2003, 2004, 2005, 2006, 2009, 2010, 2011, 2013

Times As A Number One Seed (12)

1986	5-1
1992	6-0
1998	3-1
1999	5-1
2000	2-1
2001	6-0
2002	2-1
2004	4-1
2005	2-1
2006	2-1
2010	6-0
2011	2-1
12 Times	45-9

Duke NCAA Tournament Seed Grid

Opp.	1	2	3	4	5	6	7	8	9	10	11	12	13	14	15	16	Total
1	2-1	4-3	2-0	4-1	2-4	3-0	2-0	8-0	4-0	--	--	2-0	--	--	--	12-0	45-9
2	4-2	--	3-2	1-0	--	1-1	6-1	--	--	0-2	3-0	--	--	--	8-1	--	26-9
3	1-1	0-1	--	1-0	--	1-2	1-0	--	--	--	1-1	--	--	4-0	--	--	9-5
4	1-0	--	--	--	--	0-1	--	--	--	--	--	1-0	--	--	--	--	2-1
5	0-1	--	--	--	--	--	--	--	--	--	--	1-0	1-0	--	--	--	2-1
6	--	--	--	--	--	--	--	--	--	--	0-1	--	--	--	--	--	0-1
7	--	--	--	--	--	--	--	--	--	--	--	--	--	--	--	--	0-0
8	--	--	--	--	--	--	--	--	0-1	--	--	--	--	--	--	--	0-1
Totals	8-5	4-4	5-2	6-1	2-4	5-4	9-1	8-0	4-1	0-2	4-2	4-0	1-0	4-0	8-1	12-0	84-27

NCAA seeding process began in 1979

NCAA Tournament Records - Game

Team	
Most Points Scored	
Duke vs. Southern Illinois, 3/18/1993	105
Opp 2x: last by Kentucky, 3/28/1992	103
Fewest Points Scored	
Duke vs. Pennsylvania, 3/8/1980	52
Opp by Winthrop, 3/14/2002	37
Largest Victory Margin	
Duke vs. Connecticut, 3/14/1964 [1-6]	[101-54] 47
vs. Winthrop, 3/14/2002 [1-6]	[84-37] 47
Opp by UNLV, 4/2/1990	[101-71] 30
Largest Halftime Margin	
Duke vs. Winthrop, 3/14/2002	[52-15] 37
Most Field Goals Made	
Duke 2x: last vs. Northeast Louisiana, 3/14/1991	43
Opp by Kentucky, 3/27/1978	39
Most Field Goal Attempts	
Duke vs. Loyola-Chicago, 3/22/1963	82
Opp by Oregon State, 3/23/1963	87
Highest Field Goal Pct.	
Duke vs. Southern Illinois, 3/18/1993	.632
Opp by Washington, 3/18/1984	.705
Fewest Field Goals Made	
Duke 2x: last vs. Villanova, 3/26/2009	16
Opp 2x: by Creighton, 3/24/2013	16
Fewest Field Goal Attempts	
Duke vs. Texas A&M, 3/12/1987	36
Opp by Michigan State, 3/20/1994	46
Most 3-Point Field Goals	
Duke vs. Monmouth, 3/15/2001 [1-2]	18
Opp 2x: last by Lamar, 3/17/2000	11
Most 3-Point Attempts	
Duke vs. Monmouth, 3/15/2001 [1-10]	38
Opp 2x: last by Temple, 3/21/1999	27
Highest 3-Point Pct.	
Duke vs. Southern Illinois, 3/18/1993 [8]	.737
Opp by Arizona, 3/24/2011	.600
Most Free Throws Made	
Duke vs. Seton Hall, 3/20/2004	34
Opp by Lehigh, 3/16/2012	25
Most Free Throw Attempts	
Duke 2x: last vs. Indiana, 4/4/1992	42
Opp by Villanova, 3/8/1955	42
Highest Free Throw Pct.	
Duke vs. Michigan State, 3/29/2013	.923
Opp by Temple, 3/26/1988	.929
Most Rebounds	
Duke vs. Connecticut, 3/14/1964	60
Opp by Oregon State, 3/23/1963	54

Most Assists

Duke vs. Radford, 3/13/1998	27
Opp by UCLA, 3/21/1964	22

Most Steals

Duke 4x: last vs. UCLA, 3/22/2001 [1-9]	17
Opp by UNLV, 4/2/1990	16

Most Blocked Shots

Duke vs. Temple, 3/26/1988 [1-10]	11
Opp by Iowa, 3/21/1992	10

Individual

Points

1. Jeff Mullins vs. Villanova, 3/13/1964	43
2. Danny Ferry vs. Seton Hall, 4/1/1989	34
Jason Williams vs. UCLA, 3/22/2001	34
4. Bobby Hurley vs. California, 3/20/1993	32
5. Kevin Strickland vs. SMU, 3/19/1988	31
Christian Laettner vs. Kentucky, 3/28/1992	31
Jason Williams vs. Missouri, 3/17/2001	31

Field Goals Made

1. Jeff Mullins vs. Villanova, 3/13/1964	19
2. Jeff Mullins vs. Connecticut, 3/14/1964	14
3. Mike Gminski vs. Notre Dame, 3/25/1978	13
Johnny Dawkins vs. Navy, 3/23/1986	13
Danny Ferry vs. Seton Hall, 4/1/1989	13

Field Goals Attempted

1. Art Heyman vs. Loyola-Chicago, 3/22/1963	30
2. Danny Ferry vs. Seton Hall, 4/1/1989	29
3. Jeff Mullins vs. Villanova, 3/13/1964	28
4. Jack Marin vs. Utah, 3/19/1966	26
Jason Williams vs. USC, 3/24/01	26

Field Goal Pct.

1. Christian Laettner vs. Kentucky, 3/28/1992 [1-1] [10-10]	1.000
2. Johnny Dawkins vs. Old Dominion, 3/15/1986 [10-12]	.833
3. Mason Plumlee vs. Albany, 3/22/2013 [9-11]	.818
4. Bob Verga vs. Syracuse, 3/12/1966 [10-13]	.769
5. Mike Gminski vs. Notre Dame, 3/25/1978 [13-17]	.765

Minimum 10 field goal attempts

3-Point Field Goals Made

1. Phil Henderson vs. UCLA, 3/22/1990	6
Bobby Hurley vs. Indiana, 4/4/1992	6
Bobby Hurley vs. Southern Illinois, 3/18/1993	6
Bobby Hurley vs. California, 3/20/1993	6
Jason Williams vs. UCLA, 3/22/2001	6
Jason Williams vs. Monmouth, 3/15/2001	6
Seth Curry vs. Michigan State, 3/29/2013	6

3-Point Field Goal Attempts

1. Bobby Hurley vs. California, 3/20/1993 [1-6]	18
2. Jason Williams vs. UCLA, 3/22/2001	13
3. Jason Williams vs. Missouri, 3/17/2001	12
J.J. Redick vs. Alabama State, 3/18/2004	12
4x: last by J.J. Redick vs. Kansas, 3/27/2003	11

3-Point Field Goal Pct.

1. Bobby Hurley vs. Southern Illinois, 3/18/1993 [6-7]	.857
2. Trajan Langdon vs. Temple, 3/21/1999 [5-6]	.833
3. Jeff Capel vs. Providence, 3/16/1997 [4-5]	.800
4. J.J. Redick vs. Central Michigan, 3/22/2003 [5-7]	.714
5. Bobby Hurley vs. Indiana, 4/4/1992 [6-9]	.667
Trajan Langdon vs. SW Missouri State, 3/19/1999 [4-6]	.667
Nolan Smith vs. Baylor, 3/28/2010 [4-6]	.667
Seth Curry vs. Michigan State, 3/29/2013 [6-9]	.667

Minimum five three-point field goal attempts

Free Throws Made

1. Jim Spanarkel vs. Notre Dame, 3/25/1978	12
Christian Laettner vs. Kansas, 4/1/1991	12
Shane Battier vs. Missouri, 3/17/2001	12
Rasheed Sulaimon vs. Michigan State, 3/29/2013	12
4. Christian Laettner vs. Kentucky, 3/28/1992	10
Shane Battier vs. Kansas, 3/19/2000	10
Shane Battier vs. UCLA, 3/22/2001	10
Gerald Henderson vs. Texas, 3/21/2009	10

Free Throws Attempted

1. Art Heyman vs. St. Joseph's, 3/16/1963	15
2. Art Heyman vs. New York, 3/15/1963	14
David Henderson vs. Pepperdine, 3/15/1985	14
Shelden Williams vs. Delaware State, 3/18/2005	14
Rasheed Sulaimon vs. Michigan State, 3/29/2013	14
5. Joe Belmont vs. Villanova, 3/8/1955	13
Art Heyman vs. Oregon State, 3/23/1963	13
Johnny Dawkins vs. Washington, 3/18/1984	13
Shane Battier vs. Missouri, 3/17/2001	13
Gerald Henderson vs. Texas, 3/21/2009	13

Free Throw Pct.

1. Jim Spanarkel vs. Notre Dame, 3/25/1978 [1-1] [12-12]	1.000
Christian Laettner vs. Kansas, 4/1/1991 [1-1] [12-12]	1.000
Christian Laettner vs. Kentucky, 3/28/1992 [10-10]	1.000
Shelden Williams vs. G. Washington, 3/18/2006 [9-9]	1.000
Jon Scheyer vs. West Virginia, 3/22/08 [9-9]	1.000
Bobby Hurley vs. California, 3/20/1993 [8-8]	1.000

Minimum eight made free throws

Rebounds

1. Jay Buckley vs. St. Joseph's, 3/16/1963	18
Shelden Williams vs. Southern, 3/16/2006	18
3. Jay Buckley vs. New York University, 3/15/1963	16
4. Mike Lewis vs. St. Joseph's, 3/11/1966	15
Jack Marin vs. St. Joseph's, 3/11/1966	15
Elton Brand vs. Michigan State, 3/27/1999	15
Shelden Williams vs. Mississippi State, 3/20/2005	15

Assists

1. Quin Snyder vs. SMU, 3/19/1988	12
2. Quinn Cook vs. Albany, 3/22/2013	11
3. Bobby Hurley vs. Campbell, 3/19/1992	10
Bobby Hurley vs. Kentucky, 3/28/1992	10
5. Chris Duhon vs. Monmouth, 3/15/2001	9
Jason Williams vs. Missouri, 3/17/2001	9

Steals

1. Grant Hill vs. California, 3/20/1993 [1-1]	8
2. Tommy Amaker vs. Old Dominion, 3/15/1986 [1-5]	7
Tommy Amaker vs. Louisville, 3/31/1986 [1-5]	7
4. Phil Henderson vs. Richmond, 3/16/1990	6
Grant Hill vs. Iowa, 3/16/1991	6
Chris Duhon vs. Central Michigan, 3/22/03	6

Blocked Shots

1. Shane Battier vs. Kansas, 3/19/2000 [1-6]	8
2. Mike Gminski vs. Pennsylvania, 3/17/1978	7
Shelden Williams vs. George Washington, 3/18/2006	7
4. Cherokee Parks vs. Marquette, 3/24/1994	5
Elton Brand vs. SW Missouri State, 3/19/1999	5
Casey Sanders vs. Colorado State, 3/20/2003	5
Casey Sanders vs. Kansas, 3/27/2003	5
Shelden Williams vs. Xavier, 3/28/04	5
Josh McRoberts vs. VCU, 3/15/2007	5

Minutes Played

1. Bobby Hurley vs. Kentucky, 3/28/1992	45
2. Christian Laettner vs. Kentucky, 3/28/1992	43
Bobby Hurley vs. Connecticut, 3/24/1990	43
4. Phil Henderson vs. Connecticut, 3/24/1990	42
5. 39x: last Kyle Singler & Nolan Smith vs. Butler, 4/5/2010	40

Duke players all-time NCAA rank in parentheses

TRADITION

NCAA Tournament Records - Career

Points

Rk	Player, Years	Pts
1.	Christian Laettner, 1989-92 [1]	407
2.	Shane Battier, 1998-01 [13]	278
3.	Danny Ferry, 1986-89 [1-15] Grant Hill, 1991-94 [1-15]	269
5.	Jason Williams, 2000-02	243
6.	Bobby Hurley, 1990-93	239
7.	Phil Henderson, 1988-91	233
8.	J.J. Redick, 2003-06	223
9.	Johnny Dawkins, 1983-86	214
10.	Kyle Singler, 2008-11	209

Scoring Average

Rk	Name, Years	G	Pts	Avg
1.	Jeff Mullins, 1962-64	8	200	25.0
2.	Johnny Dawkins, 1983-86	9	214	23.8
3.	Jason Williams, 2000-02	12	243	20.3
4.	Mike Gminski, 1977-80	9	178	19.8
5.	Christian Laettner, 1989-92	23	407	17.7
6.	Gene Banks, 1978-80	9	153	17.0
7.	Roshown McLeod, 1997-98	6	97	16.2
8.	J.J. Redick, 2003-06 Mark Alarie, 1983-86	14	223	15.9
10.	Jack Marin, 1964-66	8	122	15.3

Field Goals Made

Rk	Player, Years	FG
1.	Christian Laettner, 1989-92 [1-3]	128
2.	Grant Hill, 1991-94	103
3.	Danny Ferry, 1986-89	101
4.	Shane Battier, 1998-01	88
5.	Phil Henderson, 1988-91 Johnny Dawkins, 1983-86	86

Field Goal Attempts

Rk	Player, Years	FGA
1.	Danny Ferry, 1986-89	218
2.	Christian Laettner, 1989-92	213
3.	Jason Williams, 2000-02	207
4.	Grant Hill, 1991-94	196
5.	Phil Henderson, 1988-90	193

Field Goal Pct.

Rk	Name, Years	FG	FGA	Pct
1.	Mason Plumlee, 2010-13	46	65	.708
2.	Kenny Dennard, 1978-80	28	43	.651
3.	Carlos Boozer, 2000-02	47	75	.627
4.	Elton Brand, 1998-99	55	88	.625
5.	Alaa Abdelnaby, 1987-90	63	102	.618
6.	Christian Laettner, 1989-92	128	213	.601

Minimum 25 field goals made

3-Point Field Goals Made

Rk	Player, Years	3FG
1.	Bobby Hurley, 1990-93 [2]	42
2.	J.J. Redick, 2003-06 [5]	39
3.	Jason Williams, 2000-02	36
4.	Trajan Langdon, 1995-99 Daniel Ewing, 2002-05	28

3-Point Field Goal Attempts

Rk	Player, Years	3FGA
1.	J.J. Redick, 2003-06 [1]	115
2.	Jason Williams, 2000-02 [2]	112
3.	Bobby Hurley, 1990-93	96
4.	Shane Battier, 1998-01	73
5.	Trajan Langdon, 1995-99	70

3-Point Field Goal Pct.

Rk	Name, Years	3FG	3FGA	Pct
1.	William Avery, 1998-99	20	37	.541
2.	Jeff Capel, 1994-97	19	38	.500
3.	Daniel Ewing, 2002-05	28	61	.459
4.	Bobby Hurley, 1990-93	42	96	.438
5.	Kyle Singler, 2008-11	25	61	.410
6.	Chris Collins, 1993-96	16	40	.400
	Trajan Langdon, 1995-97	28	70	.400
	Nolan Smith, 2008-11	18	45	.400
	Seth Curry, 2011-13	16	40	.400

Minimum 15 three-point field goals made

Free Throws Made

Rk	Player, Years	FT
1.	Christian Laettner, 1989-92 [1]	142
2.	Shane Battier, 1998-01	75
3.	Shelden Williams, 2003-06	67
4.	Bobby Hurley, 1990-93	59
5.	Danny Ferry, 1986-89	57

Free Throws Attempted

Rk	Player, Years	FTA
1.	Christian Laettner, 1989-92 [1]	167
2.	Shane Battier, 1998-01	91
3.	Shelden Williams, 2003-06	86
4.	Grant Hill, 1991-94	83
5.	Brian Davis, 1989-92	82

Free Throw Pct.

Rk	Name, Years	FT	FTA	Pct
1.	Mark Alarie, 1983-86	37	43	.860
2.	Mike Gminski, 1977-80	36	42	.857
	J.J. Redick, 2003-06	42	49	.857
4.	Christian Laettner, 1989-92	142	167	.850
5.	Shane Battier, 1998-01	75	91	.824

Minimum 35 free throws made

Rebounds

Rk	Player, Years	Reb
1.	Christian Laettner, 1989-92 [6]	169
2.	Shelden Williams, 2003-06 [19]	144
3.	Shane Battier, 1998-01 [1-20]	135
4.	Grant Hill, 1991-94	134
5.	Danny Ferry, 1986-89	131

Rebound Average

Rk	Name, Years	G	Reb	Avg
1.	Jay Buckley, 1962-64	8	95	11.9
2.	Shelden Williams, 2003-06	14	144	10.3
3.	Elton Brand, 1998-99	10	86	8.6
4.	Gene Banks, 1978-81	9	76	8.4
5.	Mike Gminski, 1977-80	9	75	8.3
	Mark Alarie, 1983-86	9	75	8.3

Assists

Rk	Player, Years	Ast
1.	Bobby Hurley, 1990-93 [1]	145
2.	Grant Hill, 1991-94	86
3.	Chris Duhon, 2001-04	79
4.	Quin Snyder, 1986-89	69
5.	Jason Williams, 2000-02	66

Assists Per Game

Rk	Name, Years	G	Ast	Avg
1.	Bobby Hurley, 1990-93	20	145	7.3
2.	Jason Williams, 2000-02	12	66	5.5
3.	Quinn Cook, 2012-13	5	26	5.2
4.	Tommy Amaker, 1984-87	12	57	4.8
5.	Chris Duhon, 2001-04	17	79	4.7
6.	Quin Snyder, 1986-89	16	69	4.3
	Grant Hill, 1991-94	20	86	4.3

Blocked Shots

Rk	Player, Years	Blk
1.	Shane Battier, 1998-01 [3]	42
2.	Shelden Williams, 2003-06 [1-4]	41
3.	Cherokee Parks, 1992-95	25
4.	Grant Hill, 1991-94	23
	Casey Sanders, 2000-03	23

Blocked Shots Per Game

Rk	Name, Years	G	Blk	Avg
1.	Shelden Williams, 2003-06	14	41	2.9
2.	Mike Gminski, 1977-80	9	22	2.4
3.	Shane Battier, 1998-01	19	42	2.2
4.	Cherokee Parks, 1992-95	14	25	1.8
5.	Elton Brand, 1998-99	10	17	1.7

Steals

Rk	Player, Years	Stl
1.	Grant Hill, 1991-94 [1]	39
2.	Chris Duhon, 2001-04 [1-2]	38
3.	Tommy Amaker, 1984-87 [4]	36
4.	Christian Laettner, Duke, 1989-92 Bobby Hurley, 1990-93	32
		32

Steals Per Game

Rk	Name, Years	G	Stl	Avg
1.	Tommy Amaker, 1984-89	12	36	3.0
2.	Jason Williams, 2000-03	12	31	2.6
3.	Chris Duhon, 2001-04	17	38	2.2
4.	Grant Hill, 1991-94	20	39	2.0
5.	Daniel Ewing, 2002-05	14	27	1.9

Games Played

Rk	Player, Years	GP
1.	Christian Laettner, 1989-92 [1]	23
2.	Greg Koubek, 1988-91 [1-2] Brian Davis, 1989-92 [1-2]	22
4.	Thomas Hill, 1990-93 [1-5] Bobby Hurley, 1990-93 [1-5] Grant Hill, 1991-94 [1-5] Antonio Lang, 1991-94 [1-5]	20

Games Started

Rk	Player, Years	GS
1.	Christian Laettner, 1989-92 [1]	23
2.	Bobby Hurley, 1990-93	20
3.	Chris Duhon, 2001-04	17
4.	Robert Brickey, 1987-90	16
5.	Grant Hill, 1991-94	15
	Chris Carrawell, 1997-00	15
	Shane Battier, 1998-01	15

Duke players all-time NCAA rank in parentheses

1991 NCAA Champions

From the beginning the goal was clear: win the national championship.

Head coach Mike Krzyzewski made no bones about it as he began his 11th season at Duke University. He told his 13 players, assembling in the locker room for the first time in September, that it was their goal.

Leading up to the glory-filled 1990-1991 season were many anxious moments, including a 30-point loss to UNLV at the 1990 NCAA championship game, Krzyzewski being wooed by the Boston Celtics, and a tiring summer which had Coach K leading the USA team (with Christian Laettner and Bobby Hurley) to medal-winning performances at the Goodwill Games and the World Championships.

All of those were memories and lessons as the 1990-91 schedule got underway at the Dodge NIT in mid-November.

Duke rushed out to two quick and decisive victories in Cameron Indoor Stadium. The Blue Devils then headed to the Big Apple and Madison Square Garden, where they faced fellow 1990 Final Four member Arkansas, whom the Blue Devils had defeated to earn a trip to the championship game. This time the Razorbacks turned back Duke and advanced to the title game with a 98-88 win.

The month of December featured a road loss to Georgetown in the ACC/Big East Challenge and a key road victory at 11th-ranked Oklahoma which snapped the Sooners long home court winning streak. Duke triumphed 90-85 and finished the month with a 10-2 record.

The opening day of the ACC slate had the Blue Devils traveling to 18th-ranked Virginia. The Cavaliers crushed Duke 81-64, making it time for a re-commitment to the season by the Blue Devils.

Freshman Grant Hill broke his nose at a late night practice session which caused him to miss the next three ACC games. Duke won all three of those games, thanks in part to the emergence of sophomore Thomas Hill. The 6-4 guard/forward had 22 points in an 89-67 win over Wake Forest and then added 20 more against fifth-ranked North Carolina five days later in Duke's 74-60 victory over the Tar Heels.

The ACC regular season championship came down to the final game against the chief rival – North Carolina. The eighth-ranked Blue Devils hustled out to a 20-point margin in the early parts of the second half. The fourth-ranked Tar Heels came back but could never catch Duke as the Blue Devils posted an 83-77 victory.

A week later, the two squads met again in the ACC Tournament championship game. This

time, Carolina triumphed 96-74 to hand Duke a decisive loss and leave the Blue Devils with a 26-7 record heading into the NCAA Tournament.

It was apparent early that the Blue Devils meant business in their chance to go to Indianapolis. Duke disposed of Northeast Louisiana, Iowa, and Connecticut with little resistance leading up to the Midwest Regional title game against Big East member St. John's. Pacing the victory, Hurley earned MVP honors in the region with 20 points in the title game and a remarkable 6.75:1 assist-turnover ratio in the four NCAA games.

Up first in the Final Four was UNLV, a team owning a 34-0 record and had rarely been challenged. The fight was on and Duke kept the pressure on the Runnin' Rebels. Finally, it came down to a little over two minutes to play and the Blue Devils down by a 76-71 count.

Hurley connected on a three-pointer when all seemed lost to make it 76-74 with 2:14 to play. Then Duke put on the defensive pressure and UNLV ran out the shot clock without a shot being taken. Next, Brian Davis took charge with a driving layup and a foul shot to give Duke a 77-76 lead.

After a Larry Johnson free throw tied the score, the ball landed in Laettner's hands on the offensive side and he was fouled with 12.7 seconds to play. He calmly converted the two charity tosses to give Duke a 79-77 lead which never changed.

Two nights later, in the most famed game of the college basketball season, Duke took the court against Kansas, which had defeated North Carolina in the semifinals.

The fatigued Blue Devils never faltered as Hurley and Grant Hill teamed up for a spectacular alley-oop dunk in the opening minutes to set the tone and Laettner proved steady with a record-setting 12-for-12 performance from the free throw line.

It was a crowning glory to the spectacular season as the Blue Devils brought home the title with a 72-65 victory over the Jayhawks. Laettner earned MVP honors and Hurley averaged 12 points and eight assists in the two games. Sophomore Bill McCaffrey added 16 points in the title game to also earn a slot on the All-Final Four team.

The season was complete, the dream a reality. Duke had won the national championship and along the way captured the ACC regular season crown, a record 16-0 home record, its eighth straight NCAA appearance, a fourth straight Final Four berth and fifth in the last six years, and Krzyzewski was named the Kodak/NABC National Coach of the Year.

Record: 32-7; Home: 16-0; Away: 8-5; Neutral: 8-2

Player	G	MP	FG-FGA	Pct	FT-FTA	Pct	Reb-Avg	PF-DQ	Ast	TO	BS	St	Pts-Avg
*Laettner	39	1178	271-471	.575	211-263	.802	340-8.7	111-1	76	121	44	75	771-19.8
McCaffrey	38	941	167-347	.481	84-101	.832	69-1.8	50-0	71	67	4	34	442-11.6
*T. Hill	39	908	164-297	.552	101-136	.743	142-3.6	67-1	51	55	15	59	450-11.5
*Hurley	39	1353	141-333	.423	83-114	.728	93-2.4	100-4	289	151	3	51	441-11.3
*G. Hill	36	887	160-310	.516	81-133	.609	183-5.1	79-1	79	74	30	51	402-11.2
Davis	39	902	104-228	.456	89-122	.730	158-4.1	83-2	63	60	8	39	298-7.6
*Koubek	38	600	77-177	.435	39-48	.813	110-2.9	67-2	33	29	3	21	225-5.9
Lang	36	426	57-94	.606	40-76	.526	92-2.6	55-1	7	25	28	14	154-4.3
Palmer	38	407	51-79	.646	33-40	.825	77-2.0	69-1	10	28	19	11	135-3.6
Clark	23	104	13-29	.448	20-32	.625	17-0.7	15-0	8	25	2	5	48-2.1
Ast	17	51	12-18	.667	3-4	.750	10-0.6	7-0	0	6	3	0	28-1.6
Buckley	19	93	10-18	.556	7-20	.350	20-1.1	12-0	2	4	1	2	27-1.4
Team	—	—	—	—	—	—	103-2.6	—	—	—	—	—	—
Duke	39	7850	1227-2401	.511	791-1089	.726	1414-36.3	715-13	689	645	160	362	3421-87.7
Opps	39	7850	1087-2445	.445	525-792	.663	1327-34.0	865-na	528	779	111	299	2864-73.4

* Three-Point Field Goals (176-459, .383); Hurley (76-188, .404); Koubek (32-76, .421); McCaffrey (24-70, .343); T. Hill (21-52, .404); Laettner (18-53, .340); Clark (2-9, .222); G. Hill (1-2, .500); Ast (1-4, .250); Davis (1-5, .200). **Dunks (112):** G. Hill 33; T. Hill 26; Laettner 21; Davis 19; Lang 8; Palmer 6. **Charges Taken (71):** Davis 16; Palmer 14; Hurley 12; T. Hill 10; Laettner 5; Lang 5; McCaffrey 4; G. Hill 2; Koubek 2; Buckley 1.

1990-91 Results

N 14	Marquette (6-)	*H	W	87-74
N 16	Boston College (6-)	*H	W	100-76
N 21	Arkansas (6/2)	N2	L	88-98
N 23	Notre Dame (6-)	N2	W	85-77
N 26	East Carolina (6-)	H	W	125-82
D 1	UNC Charlotte (8-)	H	W	111-94
D 5	Georgetown (5/6)	*A	L	74-79
D 8	Michigan (5-)	H	W	75-68
D 19	Harvard (9-)	A	W	103-61
D 22	Oklahoma (9/11)	A	W	90-85
D 29	Lehigh (8-)	H	W	97-67
J 2	Boston U. (8-)	H	W	109-55
J 5	Virginia (8/18)	A	L	64-81
J 9	Georgia Tech (14/24)	H	W	98-57
J 12	Maryland (14-)	A	W	94-78
J 14	Wake Forest (14-)	H	W	89-67
J 16	The Citadel (12-)	A	W	83-50
J 19	North Carolina (12/5)	H	W	74-60
J 23	N.C. State (9-)	A	L	89-95
J 26	Clemson (9-)	A	W	99-70
J 30	Georgia Tech (7/23)	A	W	77-75
F 2	Notre Dame (7-)	A	W	90-77
F 7	Virginia (6/11)	H	W	86-74
F 9	Maryland (6-)	H	W	101-81
F 10	Louisiana State (6/19)	H	W	88-70
F 13	Davidson (5-)	H	W	74-39
F 16	Wake Forest (5-)	A	L	77-86
F 20	N.C. State (7-)	H	W	72-65
F 24	Arizona (7/9) ••	A	L	96-103
F 27	Clemson (8-)	H	W	79-62
M 3	North Carolina (8/4)	A	W	83-77
M 9	N.C. State (6-)	N4	W	93-72
M 10	North Carolina (6/7)	N4	L	74-96
M 14	Louisiana-Monroe (6-)	N5	W	102-73
M 16	Iowa (6-)	N5	W	85-70
M 22	Connecticut (6-)	N6	W	81-67
M 24	St. John's (6/20)	N6	W	78-61
M 30	UNLV (6/1)	N7	W	79-77
A 1	Kansas (6/12)	N7	W	72-65

*H - Dodge NIT, Durham, N.C.
 N2 - Dodge NIT, New York, N.Y.
 *A - ACC/Big East Challenge, Landover, Md.
 N4 - ACC Tournament, Charlotte, N.C.
 N5 - NCAA Tournament, Minneapolis, Minn.
 N6 - NCAA Tournament, Pontiac, Mich.
 N7 - NCAA Final Four, Indianapolis, Ind.

Honors & Awards

- Grant Hill**
- First Team Freshman All-America (Basketball Times)
 - Third Team Freshman All-America (Basketball Weekly)
 - ACC All-Freshman
 - ACC All-Tournament (second team)

- Thomas Hill**
- Third Team All-ACC
 - All-Region (Basketball Times)
 - NCAA Midwest Region All-Tournament Team

- Bobby Hurley**
- Honorable Mention All-America (AP)
 - Third Team All-ACC
 - All-Region (Basketball Times)
 - NCAA All-Final Four Team
 - NCAA Midwest Region MVP
 - NCAA Midwest Region All-Tournament Team

- Greg Koubek**
- ACC All-Tournament (second team)

- Christian Laettner**
- First Team All-America (Basketball Times, Wooden)
 - Second Team All-America (AP, UPI, NABC, USBWA)
 - NCAA Final Four MVP
 - NCAA All-Final Four Team
 - NCAA Midwest Region All-Tournament Team
 - First Team All-ACC
 - ACC All-Tournament (first team)
 - USBWA District Player of the Year
 - USBWA First Team All-District

- Bill McCaffrey**
- NCAA All-Final Four Team

- Mike Krzyzewski**
- National Coach of the Year (NABC)

TRADITION

1992 NCAA Champions

The 1991-1992 Duke men's basketball season preview began this way: "When four starters return to any college basketball team there is always cause for celebration. When the four starters return from a team that captured the national championship the year before, the possibilities seem endless."

With a roster that included ACC Athlete of the Year Christian Laettner, All-ACC guards Bobby Hurley and Thomas Hill, sophomore Grant Hill and four additional returning letterwinners, the Blue Devils were poised to defend their title.

On December 14, Duke faced future NCAA championship opponent Michigan in Ann Arbor. The Blue Devils were 6-0 heading into the night, having swept four of the five previous teams by at least a 25-point margin. After leading by as many as 17 points early in the second half, Duke came back from a two-point deficit when Hurley scored five points in the last two minutes of play to secure an 88-85 victory.

The ACC season started strong, with solid victories over Virginia, Florida State, Maryland, Georgia Tech, and N.C. State.

On February 1, 1992, Duke celebrated its 500th win in Cameron Indoor Stadium with a 100-71 blowout against Notre Dame.

The first real challenge of the ACC season came against perennial rival North Carolina on its home court in Chapel Hill. Hurley broke his foot midway through the first half, but played anyway as the ninth-ranked Tar Heels posted a 75-73 upset victory over top-ranked Duke.

As tournament time approached, Duke had only suffered two losses: one to North Carolina and a second against Wake Forest in late February when Duke squandered a 10-point lead in the game's final five minutes to fall to the Demon Deacons 72-68.

Brian Davis and Laettner had won just about every prize imaginable in their four-year Duke careers except one, the ACC championship. Duke recorded wins over Maryland and Georgia Tech to reach the finals. The Blue Devils registered a crushing 94-74 defeat of North Carolina in the 1992 ACC final that brought redemption after the previous year's 22-point loss to UNC in the same game. Laettner left nothing to chance with 25 points, 10 rebounds and seven steals. Five others hit double-figures, including Grant Hill who hit all eight of his shots and added seven assists.

With eight straight trips to NAAs, Final Four berths every year but one since 1986, and the 1991 title securely under its belt, the 1992 Duke squad was looking to make history when it opened the tournament on March 19.

Duke, the top-seed in the East Regional, posted wins over Campbell, Iowa and Seton Hall to reach the Elite Eight.

The Blue Devils' Elite Eight matchup against Kentucky on March 28, 1992 saw two of the most famed programs in basketball history take aim at each other. Kentucky did everything possible to dethrone the champions and appeared to have Duke right where it wanted them with 2.1 seconds to play in the overtime period after Sean Woods drove by Hurley and banked in a one-handed shot over Laettner for a one-point lead.

Then, in a season equally filled with magical moments and overwhelming adversity, a miracle took place. Grant Hill flung the undefended inbounds pass to Laettner who leaped to catch the ball over John Pelphrey and Deron Feldhaus. Time seemed to stand still as Laettner faked to his right, turned to his left and lofted an 18-footer that found nothing but net as time expired. The Spectrum crowd erupted as the Duke players jumped on Laettner to celebrate another trip to the Final Four and a 104-103 victory over Kentucky.

Up next was Indiana, an intriguing matchup between the two winningest programs in NCAA Tournament history. The beginning of the second half, which began with Duke trailing by five points, 42-37, turned into one of Duke's finest moments of the season. The Blue Devils reeled off 13 straight points and then made it a 21-3 surge to open the first 10 minutes of the frame to make the score 58-45 in favor of Duke. Free throws by Antonio Lang and Cherokee Parks closed out the 81-78 victory as the Blue Devils headed to the NCAA championship game for the third consecutive season.

The billing Michigan and Duke had entering the Metrodome on April 6th to decide the national champion read: "The Fab Five meets The Victory Tour."

Grant Hill made his first start since February when he was inserted for an injured Davis, scoring 18 points and grabbing 10 rebounds as Duke stumbled out of the blocks but hung tough in trailing by just one at the half, 31-30. The Blue Devils turned up the defensive pressure in the second frame, forcing Michigan into 29 percent shooting from the field and just 20 second-half points.

With 13.5 seconds remaining and a comfortable 20-point cushion, Coach K gave his starters one last curtain call to an incredible season-long journey. A roar echoed through the dome as players exchanged high-fives and hugs to start the celebration of the 71-51 victory.

1991-92 Results				
N 25	East Carolina (1/1)	H	W	103-75
N 30	Harvard (1/1)	H	W	118-65
D 5	St. John's (1/7)	N1	W	91-81
D 7	Canisius (1/1)	A	W	96-60
D 14	Michigan (1/18)	A	W	88-85
D 30	William & Mary (1/1)	H	W	97-61
J 2	Virginia (1/1)	A	W	68-62
J 6	Florida State (1/1)	H	W	86-70
J 8	Maryland (1/1)	A	W	83-66
J 11	Georgia Tech (1/14)	H	W	97-84
J 15	N.C. State (1/1)	H	W	110-75
J 18	UNC Charlotte (1/18)	H	W	104-82
J 21	Boston U. (1/1)	A	W	95-85
J 25	Wake Forest (1/1)	H	W	84-68
J 27	Clemson (1/1)	H	W	112-73
J 30	Florida State (1/23)	A	W	75-62
F 1	Notre Dame (1/1)	H	W	100-71
F 5	North Carolina (1/9)	A	L	73-75
F 8	Louisiana State (1/22)	A	W	77-67
F 12	Georgia Tech (1/1)	A	W	71-62
F 16	N.C. State (1/1)	A	W	71-63
F 20	Maryland (1/1)	H	W	91-89
F 23	Wake Forest (1/1)	A	L	68-72
F 26	Virginia (1/1)	H	W	76-67
M 1	UCLA (1/4)	A	W	75-65
M 4	Clemson (1/1)	A	W	98-97
M 8	North Carolina (1/16)	H	W	89-77
M 13	Maryland (1/1)	N2	W	94-87
M 14	Georgia Tech (1/1)	N2	W	89-76
M 15	North Carolina (1/20)	N2	W	94-74
M 19	Campbell (1/1)	N3	W	82-56
M 21	Iowa (1/1)	N3	W	75-62
M 26	Seton Hall (1/19)	N4	W	81-69
M 28	Kentucky (1/6)	N4	W	104-103
A 4	Indiana (1/5)	N5	W	81-78
A 6	Michigan (1/15)	N5	W	71-51

N1 - ACC/Big East Challenge, Greensboro, N.C.
 N2 - ACC Tournament, Charlotte, N.C.
 N3 - NCAA Tournament, Greensboro, N.C.
 N4 - NCAA Tournament, Philadelphia, Pa.
 N5 - NCAA Final Four - Minneapolis, Minn.

Honors & Awards	
Brian Davis	<ul style="list-style-type: none"> ACC All-Tournament (first team)
Grant Hill	<ul style="list-style-type: none"> Second Team All-America (UPI) Honorable Mention All-America (AP) NCAA All-Final Four Team Second Team All-ACC ACC All-Tournament (second team)
Thomas Hill	<ul style="list-style-type: none"> Third Team All-ACC
Bobby Hurley	<ul style="list-style-type: none"> National Player of the Year finalist (Wooden, Eastman) First Team All-America (NABC, Wooden) Second Team All-America (Basketball Times) Third Team All-America (AP, UPI, Basketball Weekly) NCAA Final Four MVP NCAA East Region All-Tournament Team Second Team All-ACC ACC All-Tournament (first team) USBWA First Team All-District
Christian Laettner	<ul style="list-style-type: none"> National Player of the Year (unanimous) First Team All-America (unanimous) All-Final Four Team East Region MVP ACC Player of the Year First Team All-ACC ACC Tournament MVP ACC All-Tournament (first team) USBWA District Player of the Year
Mike Krzyzewski	<ul style="list-style-type: none"> National Coach of the Year (Sporting News, Naismith) USBWA District Coach of the Year

Record: 34-2; Home: 13-0; Away: 11-2; Neutral: 10-0

Player	G	MP	FG-FGA	Pct	FT-FTA	Pct	Reb-Avg	PF-DQ	Ast	TO	BS	St	Pts-Avg
*Laettner	35	1128	254-442	.575	189-232	.815	275-7.9	90-1	69	116	32	74	751-21.5
*T. Hill	36	1102	196-367	.534	96-125	.768	121-3.4	75-1	54	50	16	60	525-14.6
*G. Hill	33	1000	182-298	.611	99-135	.733	187-5.7	91-2	134	80	27	39	463-14.0
*Hurley	31	1043	123-284	.433	105-133	.789	62-2.0	64-1	237	109	1	35	410-13.2
*Davis	36	1111	140-291	.481	114-154	.740	163-4.5	82-4	69	53	9	42	402-11.2
Lang	34	763	77-137	.562	65-99	.657	139-4.1	87-1	23	43	10	20	219-6.4
Parks	34	435	60-105	.571	50-69	.725	81-2.4	57-0	13	30	35	5	170-5.0
Clark	34	268	33-61	.541	21-27	.778	27-0.8	26-0	22	21	4	7	99-2.9
Meek	25	143	22-38	.579	18-36	.500	30-1.2	18-1	5	6	5	3	62-2.5
Blakeney	29	175	13-23	.565	13-20	.650	24-0.8	10-0	17	17	0	7	40-1.4
Ast	14	44	5-12	.417	6-9	.667	14-1.0	6-0	2	4	1	1	16-1.1
Burt	19	38	3-11	.273	4-4	1.000	2-0.1	3-0	8	4	1	1	10-0.5
Team	—	—	—	—	—	—	105-2.9	—	—	—	—	—	—
Duke	36	7250	1108-2069	.536	780-1043	.748	1229-34.1	609-11	653	533	141	294	3167-88.0
Opps	36	7250	1033-2213	.467	379-583	.650	1129-31.4	837-na	557	639	115	232	2615-72.6

* Three-Point Field Goals (171-394, .434): Hurley (59-140, .421); Laettner (54-97, .557); T. Hill (37-91, .407); Clark (12-18, .667); Davis (8-39, .205); Blakeney (1-4, .250); G. Hill (0-1, .000); Ast (0-4, .000). **Dunks (146)**: G. Hill 48; T. Hill 25; Laettner 21; Davis 18; Lang 16; Parks 12; Clark 4; Meek 2. **Charges Taken (48)**: Davis 9; Laettner 8; Lang 7; G. Hill 7; T. Hill 6; Hurley 5; Clark 2; Meek 2; Parks 2.

TRADITION

2001 NCAA Champions

The story of the 2001 championship season began in the spring and summer of 1999. After losing in the 1999 NCAA Final, Duke lost four of its superstars to the NBA which seemingly depleted the team. But after a successful 2000 campaign, which saw the Blue Devils win the ACC Championship, the team returned in the fall of 2001 ready to go all the way.

The Blue Devils started off the season hot by winning the Preseason NIT. In the process Coach K picked up his 500th win at Duke by knocking off Villanova at home. After that game the Cameron Indoor Stadium floor was officially renamed Coach K Court. Throughout November and December the team continued to roll. The three-point shot proved to be extremely valuable as on any given possession guards Jason Williams and Chris Duhon, or forwards Shane Battier, Mike Dunleavy, and Nate James, could knock down long range jumpers.

In the last game before Christmas break, Duke lined up against Stanford. After leading the whole game, however, the Blue Devils missed free throws in the final seconds Stanford came down and banked in the winning shot.

After the break, Duke rattled off nine straight wins, including victories over four ranked teams. In that stretch was one of the great games in Duke history. Playing against Maryland at College Park, the Blue Devils found themselves down 89-77 with 1:05 to go in the game. However, James and Williams outscored Maryland 13-1 to send the game to overtime. In the extra session, Battier took over, scoring Duke's last six points and blocking a game-tying shot at the buzzer.

Duke lost its first ACC game of the year against North Carolina, but rebounded and rolled over the next three ACC opponents before losing at the buzzer in Virginia.

Duke's victory over Georgia Tech on Feb. 21 featured the retirement of Battier's #31 jersey. The next game at Wake Forest was special as well as Duhon came back from an injury in the first half to knock down the game winning shot at the buzzer.

Duke's final home game of the year saw a perturbed Maryland team looking for a settling of scores after the Blue Devils' last-minute antics in College Park. Duke led 60-51 with 15:30 left in the second half, but with just under 10 minutes remaining, Boozer fractured his right foot and a stunned Duke team watched as Maryland posted

a 91-80 win on senior day.

In the season finale in Chapel Hill, the Blue Devils came out firing as their new offense surprised the Tar Heels. With Duhon and sophomore Casey Sanders now starting, the Devils ran North Carolina into the ground, 95-85.

In the ACC Tournament, Duke ran over N.C. State to set up a third meeting with Maryland. At the end of another intense game, James' tap-in at the buzzer gave Duke an 84-82 win. The Blue Devils headed to the finals to face North Carolina once again. In a repeat performance, Duke took a 50-30 halftime lead and ran away with a victory and the ACC Championship.

The NCAA Tournament campaign started out well as the Blue Devils easily rolled over Monmouth and topped a Missouri team coached by former Blue Devil star Quin Snyder.

As Duke moved onto the Sweet 16 in Philadelphia to play UCLA, the whole team was back in action. A recovered Boozer came in during the first half and helped spark a 12-0 run. In the second half, Williams scored 19 straight points for the Blue Devils to propel the team to a tough 76-63 victory.

Facing USC in the regional final game, Duhon's clutch three-point shooting in the second half proved to be the key as Duke moved on to the Final Four, beating the Trojans 79-69.

The stage was set in Minneapolis for Duke to battle the Terrapins for the fourth time in a little over two months. Duke trailed by as many as 22 points in the first half before shaking off an 11-point deficit at halftime to complete the biggest comeback in NCAA Tournament semifinal history. Duke took the lead with Williams' three-pointer, 73-72, with under seven minutes to go in the game, closing out the game 95-84 to advance to the Big Dance.

Only one game remained. Inside the Metrodome on April 2, Duke took on fifth-ranked Arizona. The game was a back-and-forth affair throughout, with Duke riding the all-around play of Battier and three-point shooting of Dunleavy for an 82-72 victory.

Battier played all 40 minutes, scoring 18 points, grabbing 11 rebounds and handing out six assists. Dunleavy led Duke with 21 points, including a career-high five three-pointers, while Boozer registered a double-double with 12 points and 12 rebounds.

With its 82-72 victory, Duke became the first No.1 ranked team to win the national championship since UCLA in 1995.

Record: 35-4; Home: 13-2; Away: 8-1; Neutral: 14-1

Player	G	MP	FG-FGA	Pct	FT-FTA	Pct	Reb-Avg	PF-DQ	Ast	TO	BS	St	Pts-Avg
*Laettner	35	1128	254-442	.575	189-232	.815	275-7.9	90-1	69	116	32	74	751-21.5
*Williams	39	1240	285-603	.473	139-211	.659	128-3.3	87-0	237	154	5	78	841-21.6
*Battier	39	1363	251-533	.471	152-191	.796	285-7.3	80-3	72	60	88	82	778-19.9
*Boozer	32	820	160-265	.604	105-146	.719	208-6.5	91-2	40	38	28	28	425-13.3
*Dunleavy	39	1137	184-388	.474	68-98	.694	222-5.7	81-1	103	80	15	53	493-12.6
*James	39	1085	161-326	.494	115-144	.799	202-5.2	78-0	42	63	8	62	480-12.3
Duhon	39	1085	92-217	.424	52-80	.650	124-3.2	65-0	174	61	1	77	280-7.2
Sweet	7	79	13-27	.481	2-6	.333	18-2.6	6-0	4	4	1	6	29-4.1
Horvath	6	54	7-23	.304	1-1	1.000	14-2.3	7-0	3	5	3	2	17-2.8
Sanders	35	373	28-60	.467	31-60	.517	63-1.8	72-2	7	21	32	3	87-2.5
Christen.	30	253	17-29	.586	14-32	.438	70-2.3	62-3	3	16	8	10	48-1.6
Love	21	130	9-17	.529	10-17	.588	33-1.6	21-1	2	6	6	4	28-1.3
Simpson	22	32	6-18	.333	5-8	.625	11-0.5	2-0	4	6	0	1	20-0.9
Borman	7	17	2-5	.400	1-1	1.000	2-0.3	1-0	1	2	0	0	6-0.9
Buckner	23	83	2-12	.167	1-4	.250	10-0.4	5-0	7	14	1	5	5-0.2
Caldbeck	13	35	0-7	.000	1-3	.333	7-0.5	1-0	2	0	0	0	1-0.1
Team	—	—	—	—	—	—	108-2.8	—	—	1	—	—	—
Duke	39	7825	1217-2530	.481	697-1002	.696	1505-38.6	659-12	701	531	196	411	3538-90.7
Opps	39	7825	1028-2471	.416	487-701	.695	1461-37.5	848-na	517	752	117	282	2750-70.5

* Three-Point Field Goals (407-1057, .385): Williams (132-309, .427); Battier (124-296, .419); Dunleavy (57-153, .373); Duhon (44-122, .361); James (43-137, .314); Simpson (3-10, .300); Horvath (2-12, .167); Borman (1-3, .333); Sweet (1-5, .200); Love (0-1, .000); Buckner (0-3, .000); Caldbeck (0-6, .000). **Dunks (130):** Boozer 35; James 24; Williams 18; Battier 16; Dunleavy 13; Sanders 10; Christensen 6; Duhon 5; Love 3; Sweet 1. **Charges Taken (58):** Battier 26; Williams 9; Dunleavy 8; James 5; Boozer 3; Duhon 2; Sanders 2; Horvath 1; Love 1; Sweet 1. **Forced Five-Second Calls (7):** Duhon 4; Williams 2; Battier 1.

2000-01 Results

N 14	Princeton (2/-)	H	W	87-50
N 17	Villanova (2/-)	H	W	98-85
N 22	Texas (2/-)	N1	W	95-69
N 24	Temple (2/-)	N1	W	63-61
N 25	Army (2/-)	H	W	91-48
N 28	Illinois (1/9)	N2	W	78-77
D 2	Temple (1/17)	A	W	93-68
D 5	Davidson (1/-)	H	W	102-60
D 9	Michigan (1/-)	H	W	104-61
D 19	Portland (1/-)	N3	W	97-64
D 21	Stanford (1/3)	N4	L	83-84
D 30	N.C. A&T (3/-)	H	W	108-73
J 4	Florida State (3/-)	A	W	99-72
J 7	Clemson (3/-)	H	W	115-74
J 10	N.C. State (2/-)	A	W	84-78
J 13	Virginia (2/10)	H	W	103-61
J 16	Boston College (2/25)	H	W	97-75
J 20	Georgia Tech (2/-)	A	W	98-77
J 24	Wake Forest (2/9)	H	W	85-62
J 27	Maryland (2/8)	A	W	98-96
F 1	North Carolina (2/4)	H	L	83-85
F 4	Florida State (2/-)	H	W	100-58
F 7	Clemson (3/-)	A	W	81-64
F 11	N.C. State (3/-)	H	W	101-75
F 14	Virginia (3/12)	A	L	89-91
F 18	St. John's (3/-)	A	W	91-59
F 21	Georgia Tech (4/-)	H	W	98-54
F 24	Wake Forest (4/24)	A	W	82-80
F 27	Maryland (2/16)	H	L	80-91
M 4	North Carolina (2/4)	A	W	95-81
M 9	N.C. State (3/-)	N5	W	76-61
M 10	Maryland (3/11)	N5	W	84-82
M 11	North Carolina (3/6)	N5	W	79-53
M 15	Monmouth (1/-)	N6	W	95-52
M 17	Missouri (1/-)	N6	W	94-81
M 22	UCLA (1/15)	N7	W	76-63
M 24	USC (1/-)	N7	W	79-69
M 31	Maryland (1/11)	N8	W	95-84
A 2	Arizona (1/5)	N8	W	82-72

N1 - Tivo Preseason NIT, New York, N.Y.

N2 - ACC/Big 10 Challenge, Greensboro, N.C.

N3 - Rose Garden, Portland, Ore.

N4 - The Coliseum in Oakland, Oakland, Calif.

N5 - ACC Tournament, Atlanta, Ga.

N6 - NCAA Tournament, Greensboro, N.C.

N7 - NCAA Tournament, Philadelphia, Pa.

N8 - NCAA Final Four, Minneapolis, Minn.

Honors & Awards

Shane Battier

- Wooden Award winner
- Naismith Award winner
- National Player of the Year (consensus)
- National Defensive Player of the Year
- Verizon Academic All-America of the Year
- First Team All-America (unanimous)
- NCAA Final Four MOP
- NCAA East Region All-Tournament Team
- ACC Co-Player of the Year
- First Team All-ACC
- ACC Tournament MVP
- ACC All-Tournament Team

Chris Duhon

- ACC Rookie of the Year

Mike Dunleavy

- NCAA All-Final Four Team
- ACC All-Tournament Team (first)

Nate James

- Third Team All-ACC
- ACC All-Tournament Team (second)
- ACC All-Defensive Team

Jason Williams

- National Player of the Year (NABC)
- First Team All-America (consensus)
- NCAA All-Final Four Team
- NCAA East Region MOP
- NCAA East Region All-Tournament Team
- First Team All-ACC
- ACC All-Tournament Team (first)

Mike Krzyzewski

- 2001 Naismith Memorial Hall of Fame inductee
- Victor Award winner - National Coach of the Year

2010 NCAA Champions

The story of the 2010 championship team is one of teamwork, hard work and consistent growth. Despite returning four starters from an ACC Championship team that won 30 games a year before, the Blue Devils were often overlooked and ignored as a title contender in 2010.

A group of seniors (Jon Scheyer, Lance Thomas & Brian Zoubek) that endured a 22-11 record as freshmen, along with junior standouts Kyle Singler and Nolan Smith set out to do something special with a group that most considered good but not great.

The Blue Devils started strong with six straight wins, including a 68-59 victory over 13th-ranked Connecticut in the championship game of the NIT Season Tip-Off. Duke outrebounded the Huskies, 56-43, in the contest with Thomas and Zoubek each grabbing 11 boards.

Duke suffered its first setback of the year, despite 28 points from Singler, on Dec. 2 at Wisconsin. The 73-69 loss was Duke's first in the ACC/Big Ten Challenge.

The team won the next seven games, with six of the victories coming by 20+ points. Duke climbed to No. 5 in the AP poll and Scheyer established himself as an All-America candidate along with way. The senior guard netted a career-high 36 points on 7-of-9 shooting from three-point distance against Gardner-Webb and totaled 31 points in a win over Iowa State in Chicago.

Duke dropped an ACC road contest to 20th-ranked Georgia Tech despite 25 points and six assists from Scheyer before returning home to post wins over Boston College and Wake Forest.

The skeptics reemerged following another road loss for the Blue Devils, this time at the hands of N.C. State. The Wolfpack shot 58.2 percent from the field in an 88-74 victory.

Duke's road woes changed in a primetime contest at Clemson with ESPN College GameDay on site. The Blue Devils avenged a 74-47 loss in 2009 at Littlejohn with a 60-47 win over the 17th-ranked Tigers. Smith paced the team with 22 points on 8-of-13 shooting.

Duke hit a stumbling block again in Washington, D.C., against Georgetown with President Barack Obama and Vice President Joe Biden on hand. The Hoyas dismantled the Blue Devil defense, shooting an opponent-record 71.7 percent from the field.

Duke returned home to top 21st-ranked Georgia Tech and added road wins over Boston College and North Carolina. On Feb. 13, in his 1,000th career game at Duke, Mike Krzyzewski moved Zoubek into the starting lineup, and the senior center responded with 16 points and a ca-

reer-best 17 rebounds against the Terrapins. He followed up with a 16-rebound effort two games later and suddenly the Blue Devils had an interior toughness to go with the NCAA's highest-scoring trio in Scheyer, Singler and Smith.

Duke entered March ranked fourth in the polls with a 25-4 record. On senior night at Maryland, it took a few unfortunate bounces and a clutch performance by Greivis Vasquez to snap the Blue Devils' four-game road win streak and an eight-game win streak overall.

The Blue Devils put everything together in their next game, an 82-50 dismantling of North Carolina. Scheyer, Singler and Smith combined for 65 points and Duke jumped out to a 53-26 halftime lead. The Tar Heels had 15 turnovers and made just 16 field goals in the contest.

In the ACC Tournament, Duke posted wins over Virginia and Miami to reach the championship game. Tournament MOP Singler went 14-of-16 from the foul line, and Scheyer hit a clutch three-point field goal in the final 30 seconds to secure a 65-61 victory over Georgia Tech and Duke's ninth ACC title in the last 12 years.

The Blue Devils grabbed a No. 1 seed in the NCAA Tournament for the 11th time in school history and advanced through Jacksonville by handily defeating Arkansas-Pine Bluff and California.

Duke then posted a hard-fought, 70-57, win over Purdue as Singler netted 24 points and the Blue Devils posted a +21 rebound margin for the game. Left standing in the way of the program's first Final Four appearance since 2004 was Baylor. Duke trailed at the half but used timely three-point shooting and 23 offensive rebounds to claim a 78-71 victory. Smith scored a career-high 29 points and Thomas came up with several hustle plays down the stretch to secure the win.

Duke returned to Indianapolis, the site of its first NCAA title, to face West Virginia in the Final Four. The big three combined for 63 points as the Blue Devils shot 52.7 percent from the field in a 78-57 dismantling of the Mountaineers.

The title game pitted Duke against hometown Butler and its 25-game win streak. The seesaw battle came down to the final seconds with the outcoming hanging in the balance until a half-court shot caromed off the rim at the buzzer giving the Blue Devils a 61-59 victory and the program's fourth NCAA title. Singler, the Final Four MVP, led the way with 19 points, while Zoubek added 10 rebounds including one in the final five seconds.

With the win in the title game, Krzyzewski's team completed its climb from good to very good to great.

Record: 35-5; Home: 17-0; Away: 5-5; Neutral: 13-0

Player	G	MP	FG-FGA	Pct	FT-FTA	Pct	Reb-Avg	PF-DQ	Ast	TO	BS	St	Pts-Avg
*Scheyer	40	1470	212-531	.399	194-221	.878	144-3.6	54-0	194	65	10	65	728-18.2
*Singler	40	1436	228-550	.415	166-208	.798	280-7.0	86-1	96	79	32	41	707-17.7
*Smith	38	1349	239-542	.441	122-159	.767	106-2.8	66-0	114	69	9	45	660-17.4
Zoubek	40	746	90-141	.638	43-78	.551	309-7.7	138-8	39	48	31	27	223-5.6
*Mi. Plumlee	40	654	83-148	.561	39-59	.661	197-4.9	103-3	12	43	26	20	206-5.2
*Thomas	40	1013	68-155	.439	55-74	.743	194-4.9	121-4	36	61	8	24	191-4.8
Dawkins	38	477	54-136	.397	25-34	.735	43-1.1	36-1	13	15	2	11	169-4.4
Ma. Plumlee	34	480	49-106	.462	25-46	.543	105-3.1	73-1	30	32	30	18	125-3.7
Czyz	6	61	7-12	.583	0-0	.000	12-2.0	4-0	5	3	0	2	15-2.5
Kelly	35	227	16-45	.356	4-6	.667	38-1.1	34-0	13	8	14	8	41-1.2
Davidson	21	55	1-5	.200	6-10	.600	5-0.2	6-0	3	3	0	1	9-0.4
Johnson	14	24	1-3	.333	3-4	.750	3-0.2	0-0	0	0	0	2	5-0.4
Peters	7	8	0-0	.000	0-0	.000	1-0.1	0-0	0	1	0	0	0-0.0
Zafirovski	0	0	0-0	.000	0-0	.000	0-0.0	0-0	0	0	0	0	0-0.0
Team	—	—	—	—	—	—	123-3.2	—	—	12	—	—	—
Duke	40	8000	1048-2374	.441	682-899	.759	1560-39.0	721-18	555	439	162	264	3079-77.0
Opps	40	8000	883-2202	.401	515-749	.688	1310-32.8	781-17	432	566	155	210	2439-61.0

* Three-Point Field Goals (301-782, 385): Scheyer (110-287, 383), Singler (85-213, 399), Smith (60-153, 392), Dawkins (36-95, 379), Kelly (5-19, 263), Ma. Plumlee (2-8, 250), Mi. Plumlee (1-1, 1,000), Davidson (1-2, 500), Czyz (1-4, 250). **Dunks (86):** Mi. Plumlee 33, Ma. Plumlee 24, Smith 9, Thomas 7, Singler 4, Czyz 3, Kelly 2, Zoubek 2, Dawkins 2. **Charges Taken (54):** Thomas 16, Zoubek 16, Singler 7, Scheyer 6, Kelly 4, Smith 4, Mi. Plumlee 1. **Forced Five-Second Calls (3):** Smith 2, TEAM 1.

2009-10 Results

N 13	UNC Greensboro (9/-)	H	W	96-62
N 16	Coastal Carolina (9/-)	*H	W	74-61
N 17	Charlotte (9/-)	*H	W	101-59
N 21	Radford (9/-)	H	W	104-67
N 25	Arizona State (7/-)	N1	W	64-53
N 27	Connecticut (7/13)	N1	W	68-59
D 2	Wisconsin (6/-)	A	L	69-73
D 5	St. John's (6/-)	H	W	80-71
D 15	Gardner-Webb (7/-)	H	W	113-68
D 19	Gonzaga (7/15)	N2	W	76-41
D 29	Long Beach State (7/-)	H	W	84-63
D 31	Pennsylvania (7/-)	H	W	114-55
J 3	Clemson (7/21)	H	W	74-53
J 6	Iowa State (5/-)	N3	W	86-65
J 9	Georgia Tech (5/20)	A	L	67-71
J 13	Boston College (8/-)	H	W	79-59
J 17	Wake Forest (8/-)	H	W	90-70
J 20	N.C. State (7/-)	A	L	74-88
J 23	Clemson (7/17)	A	W	60-47
J 27	Florida State (8/-)	H	W	70-56
J 30	Georgetown (8/7)	A	L	77-89
F 4	Georgia Tech (10/21)	H	W	86-67
F 6	Boston College (10/-)	A	W	66-63
F 10	North Carolina (8/-)	A	W	64-54
F 13	Maryland (8/-)	H	W	77-56
F 17	Miami (6/-)	A	W	81-74
F 21	Virginia Tech (6/-)	H	W	67-55
F 25	Tulsa (5/-)	H	W	70-52
F 28	Virginia (5/-)	A	W	67-49
M 3	Maryland (4/22)	A	L	72-79
M 6	North Carolina (4/-)	H	W	82-50
M 12	Virginia (4/-)	N4	W	57-46
M 13	Miami (4/-)	N4	W	77-74
M 14	Georgia Tech (4/-)	N4	W	65-61
M 19	Arkansas-Pine Bluff (3/-)	N5	W	73-44
M 21	California (3/-)	N5	W	68-53
M 26	Purdue (3/10)	N6	W	70-57
M 28	Baylor (3/19)	N6	W	78-71
A 3	West Virginia (3/6)	N7	W	78-57
A 5	Butler (3/11)	N7	W	61-59

*H - NIT Season Tip-Off, Durham, N.C.

N1 - NIT Season Tip-Off, New York, N.Y.

N2 - Madison Square Garden, New York, N.Y.

N3 - United Center, Chicago, Ill.

N4 - ACC Tournament, Greensboro, N.C.

N5 - NCAA Tournament, Jacksonville, Fla.

N6 - NCAA Tournament, Houston, Texas

N7 - NCAA Final Four, Indianapolis, Ind.

Honors & Awards

Ryan Kelly

- ACC All-Academic Team

Jon Scheyer

- NCAA All-Final Four Team
- NCAA South Region All-Tournament Team
- Consensus Second Team All-America
- ACC All-Tournament Team
- First Team All-ACC (unanimous)
- NIT Season Tip-Off Most Outstanding Player
- ACC Player of the Week (Nov. 30, Dec. 21, Feb. 15)

Kyle Singler

- NCAA Final Four MOP
- ACC Tournament MVP
- First Team All-ACC

Nolan Smith

- NCAA All-Final Four Team
- NCAA Tournament South Region MOP
- ACC All-Tournament Team
- Second Team All-ACC
- NIT Season Tip-Off all-tournament Team
- ACC Player of the Week (Nov. 23)

Lance Thomas

- ACC All-Defensive Team (media)
- ACC All-Defensive Team (coaches)

Brian Zoubek

- ACC All-Academic Team

ACC Tournament Results

Round	Date	Site	Opponent	W/L	Score	DU High
1954 • Seed: #1						
Quarterfinals	3/4	Raleigh, N.C.	Virginia ⁸	W	96-68	13 - Mayer
Semifinals	3/5	Raleigh, N.C.	N.C. State ⁴	L	75-79	21 - Janicki
1955 • Seed: #2						
Quarterfinals	3/3	Raleigh, N.C.	South Carolina ⁷	W	83-67	18 - Lakata
Semifinals	3/4	Raleigh, N.C.	Virginia ⁶	W	90-77 (ot)	34 - Mayer
Championship	3/5	Raleigh, N.C.	N.C. State ¹	L	77-87	19 - Belmont
1956 • Seed: #4						
Quarterfinals	3/1	Raleigh, N.C.	Maryland ⁵	W	94-69	27 - Mayer
Semifinals	3/2	Raleigh, N.C.	N.C. State ¹	L	79-91	22 - Mayer
1957 • Seed: #3						
Quarterfinals	3/7	Raleigh, N.C.	South Carolina ⁶	L	81-84	20 - Newcome
1958 • Seed: #1						
Quarterfinals	3/6	Raleigh, N.C.	Wake Forest ⁸	W	51-44	12 - Harris
Semifinals	3/7	Raleigh, N.C.	Maryland ⁴	L	65-71 (ot)	21 - Allen
1959 • Seed: #3						
Quarterfinals	3/5	Raleigh, N.C.	Wake Forest ⁶	W	78-71	28 - Hurt
Semifinals	3/6	Raleigh, N.C.	North Carolina ²	L	71-74	21 - Youngkin
1960 • Seed: #4 • ACC Champion						
Quarterfinals	3/3	Raleigh, N.C.	South Carolina ⁵	W	82-69	26 - Kistler
Semifinals	3/4	Raleigh, N.C.	North Carolina ¹	W	71-69	30 - Youngkin
Championship	3/5	Raleigh, N.C.	Wake Forest ²	W	63-59	22 - Kistler
1961 • Seed: #2						
Quarterfinals	3/2	Raleigh, N.C.	Virginia ⁷	W	89-54	22 - Heyman
Semifinals	3/3	Raleigh, N.C.	South Carolina ⁶	W	92-75	32 - Heyman
Championship	3/4	Raleigh, N.C.	Wake Forest ¹	L	81-96	26 - Heyman
1962 • Seed: #2						
Quarterfinals	3/1	Raleigh, N.C.	Maryland ⁷	W	71-58	22 - Heyman
Semifinals	3/2	Raleigh, N.C.	Clemson ⁴	L	72-77	27 - Heyman
1963 • Seed: #1 • ACC Champion						
Quarterfinals	2/28	Raleigh, N.C.	Virginia ⁸	W	89-70	29 - Mullins
Semifinals	3/1	Raleigh, N.C.	N.C. State ⁵	W	82-65	25 - Mullins
Championship	3/2	Raleigh, N.C.	Wake Forest ²	W	68-57	24 - Heyman
1964 • Seed: #1 • ACC Champion						
Quarterfinals	3/5	Raleigh, N.C.	N.C. State ⁸	W	75-44	21 - Buckley
Semifinals	3/6	Raleigh, N.C.	North Carolina ⁵	W	65-49	20 - Buckley
Championship	3/7	Raleigh, N.C.	Wake Forest ²	W	80-59	24 - Mullins
1965 • Seed: #1						
Quarterfinals	3/4	Raleigh, N.C.	South Carolina ⁸	W	62-60	25 - Verga
Semifinals	3/5	Raleigh, N.C.	Wake Forest ⁵	W	101-81	25 - Vacendak
Championship	3/6	Raleigh, N.C.	N.C. State ²	L	85-91	25 - Verga
1966 • Seed: #1 • ACC Champion						
Quarterfinals	3/3	Raleigh, N.C.	Wake Forest ⁸	W	103-73	29 - Verga
Semifinals	3/4	Raleigh, N.C.	North Carolina ⁴	W	21-20	6 - Vacendak
Championship	3/5	Raleigh, N.C.	N.C. State ²	W	71-66	18 - Vacendak
1967 • Seed: #2						
Quarterfinals	3/9	Greensboro, N.C.	Virginia ⁷	W	99-78	35 - Verga
Semifinals	3/10	Greensboro, N.C.	South Carolina ³	W	69-66	21 - Verga
Championship	3/11	Greensboro, N.C.	North Carolina ¹	L	73-83	20 - Verga
1968 • Seed: #2						
Quarterfinals	3/7	Charlotte, N.C.	Clemson ⁷	W	43-40	13 - Lewis
Semifinals	3/8	Charlotte, N.C.	N.C. State ³	L	10-12	4 - Lewis
1969 • Seed: #3						
Quarterfinals	3/6	Charlotte, N.C.	Virginia ⁶	W	99-86	24 - two players
Semifinals	3/7	Charlotte, N.C.	South Carolina ²	W	68-59	18 - Golden
Championship	3/8	Charlotte, N.C.	North Carolina ¹	L	74-85	19 - Denton
1970 • Seed: #4						
Quarterfinals	3/5	Charlotte, N.C.	Wake Forest ⁵	L	73-81	29 - Saunders
1971 • Seed: #3						
Quarterfinals	3/11	Greensboro, N.C.	N.C. State ⁶	L	61-68	16 - Denton
1972 • Seed: #4						
Quarterfinals	3/9	Greensboro, N.C.	N.C. State ⁵	W	73-60	16 - two players
Semifinals	3/10	Greensboro, N.C.	North Carolina ¹	L	48-63	13 - Melchionni
1973 • Seed: #4						
Quarterfinals	3/8	Greensboro, N.C.	Virginia ⁵	L	55-59	14 - Melchionni

Round	Date	Site	Opponent	W/L	Score	DU High
1974 • Seed: #7						
Quarterfinals	3/7	Greensboro, N.C.	Maryland ²	L	66-85	17 - Armstrong
1975 • Seed: #6						
Quarterfinals	3/6	Greensboro, N.C.	Clemson ³	L	76-78	16 - Hodge
1976 • Seed: #7						
Quarterfinals	3/4	Landover, Md.	Maryland ² (OT)	L	78-80	33 - Armstrong
1977 • Seed: #6						
Quarterfinals	3/3	Greensboro, N.C.	Clemson ³	L	74-82	23 - Spanarkel
1978 • Seed: #2 • ACC Champion						
Quarterfinals	3/1	Greensboro, N.C.	Clemson ⁷	W	83-72	22 - Dennard
Semifinals	3/2	Greensboro, N.C.	Maryland ⁶	W	81-69	21 - Spanarkel
Championship	3/4	Greensboro, N.C.	Wake Forest ⁵	W	85-77	25 - Gminski
1979 • Seed: #2						
Quarterfinals	3/1	Greensboro, N.C.	Wake Forest ⁷	W	58-56	20 - Spanarkel
Semifinals	3/2	Greensboro, N.C.	N.C. State ⁶	W	62-59	18 - Spanarkel
Championship	3/3	Greensboro, N.C.	North Carolina ¹	L	63-71	19 - Gminski
1980 • Seed: #6 • ACC Champion						
Quarterfinals	2/28	Greensboro, N.C.	N.C. State ³	W	68-62	24 - Banks
Semifinals	2/29	Greensboro, N.C.	North Carolina ²	W	75-61	24 - Gminski
Championship	3/1	Greensboro, N.C.	Maryland ¹	W	73-72	21 - Banks
1981 • Seed: #5						
Quarterfinals	3/5	Landover, Md.	Maryland ⁴	L	53-56	17 - Banks
1982 • Seed: #6						
Quarterfinals	3/5	Greensboro, N.C.	Wake Forest ³	L	53-88	17 - Taylor
1983 • Seed: #7						
Quarterfinals	3/11	Atlanta, Ga.	Virginia ²	L	66-109	17 - Dawkins
1984 • Seed: #4						
Quarterfinals	3/9	Greensboro, N.C.	Georgia Tech ⁵	W	67-63	20 - Alarie
Semifinals	3/10	Greensboro, N.C.	North Carolina ¹	W	77-75	21 - Alarie
Championship	3/11	Greensboro, N.C.	Maryland ²	L	62-74	22 - Dawkins
1985 • Seed: #4						
Quarterfinals	3/8	Atlanta, Ga.	Maryland ⁵	W	86-73	27 - Dawkins
Semifinals	3/9	Atlanta, Ga.	Georgia Tech ¹	L	64-75	21 - Bilas
1986 • Seed: #1 • ACC Champion						
Quarterfinals	3/7	Greensboro, N.C.	Wake Forest ⁸	W	68-60	22 - Alarie
Semifinals	3/8	Greensboro, N.C.	Virginia ⁵	W	75-70	24 - Dawkins
Championship	3/9	Greensboro, N.C.	Georgia Tech ²	W	68-67	20 - Dawkins
1987 • Seed: #3						
Quarterfinals	3/6	Landover, Md.	N.C. State ⁶ (OT)	L	64-71	20 - Ferry
1988 • Seed: #3 • ACC Champion						
Quarterfinals	3/11	Greensboro, N.C.	Virginia ⁶	W	60-48	20 - Ferry
Semifinals	3/12	Greensboro, N.C.	N.C. State ²	W	73-71	16 - Brickey
Championship	3/13	Greensboro, N.C.	North Carolina ¹	W	65-61	19 - Ferry
1989 • Seed: #2						
Quarterfinals	3/10	Atlanta, Ga.	Wake Forest ⁷	W	88-64	24 - Ferry
Semifinals	3/11	Atlanta, Ga.	Virginia ³	W	69-58	23 - Ferry
Championship	3/12	Atlanta, Ga.	North Carolina ⁴	L	74-77	16 - Henderson
1990 • Seed: #2						
Quarterfinals	3/9	Charlotte, N.C.	Maryland ⁷	W	104-84	24 - Henderson
Semifinals	3/10	Charlotte, N.C.	Georgia Tech ³	L	72-83	29 - Laettner
1991 • Seed: #1						
Semifinals	3/9	Charlotte, N.C.	N.C. State ⁴	W	93-72	18 - two players
Championship	3/10	Charlotte, N.C.	North Carolina ²	L	74-96	22 - Laettner
1992 • Seed: #1 • ACC Champion						
Quarterfinals	3/13	Charlotte, N.C.	Maryland ⁸	W	94-87	33 - Laettner
Semifinals	3/14	Charlotte, N.C.	Georgia Tech ⁴	W	89-76	17 - two players
Championship	3/15	Charlotte, N.C.	North Carolina ³	W	94-74	25 - Laettner
1993 • Seed: #3						
Quarterfinals	3/12	Charlotte, N.C.	Georgia Tech ⁶	L	66-69	17 - Hurley
1994 • Seed: #1						
Quarterfinals	3/11	Charlotte, N.C.	Clemson ⁸	W	77-64	23 - Hill
Semifinals	3/12	Charlotte, N.C.	Virginia ⁴	L	61-66	19 - Hill

Round	Date	Site	Opponent	W/L	Score	DU High
1995 • Seed: #9						
First Round	3/9	Greensboro, N.C.	N.C. State ⁸	W	83-70	19 - Parks
Quarterfinals	3/10	Greensboro, N.C.	Wake Forest ¹	L	70-87	18 - Meek
1996 • Seed: #4						
Quarterfinals	3/8	Greensboro, N.C.	Maryland ⁵	L	69-82	21 - Price
1997 • Seed: #1						
Quarterfinals	3/7	Greensboro, N.C.	N.C. State ⁸	L	60-66	17 - Capel
1998 • Seed: #1						
First Round	3/5	Greensboro, N.C.	Virginia ⁹	W	63-41	14 - McLeod
Semifinals	3/7	Greensboro, N.C.	Clemson ⁵	W	66-64	17 - McLeod
Championship	3/8	Greensboro, N.C.	North Carolina ²	L	68-83	24 - McLeod
1999 • Seed: #1 • ACC Champion						
First Round	3/4	Charlotte, N.C.	Virginia ⁹	W	104-67	18 - Avery
Semifinals	3/6	Charlotte, N.C.	N.C. State ⁵	W	83-68	24 - Maggette
Championship	3/7	Charlotte, N.C.	North Carolina ³	W	96-73	29 - Avery
2000 • Seed: #1 • ACC Champion						
First Round	3/9	Charlotte, N.C.	Clemson ⁹	W	94-63	19 - Battier
Semifinals	3/11	Charlotte, N.C.	Wake Forest ⁵	W	82-73	18 - Battier
Championship	3/12	Charlotte, N.C.	Maryland ²	W	81-68	23 - Williams
2001 • Seed: #2 • ACC Champion						
Quarterfinals	3/9	Atlanta, Ga.	N.C. State ⁷	W	76-61	19 - Williams
Semifinals	3/10	Atlanta, Ga.	Maryland ³	W	84-82	20 - Battier
Championship	3/11	Atlanta, Ga.	North Carolina ¹	W	79-53	24 - Dunleavy
2002 • Seed: #2 • ACC Champion						
Quarterfinals	3/8	Charlotte, N.C.	North Carolina ⁷	W	60-48	20 - Williams
Semifinals	3/9	Charlotte, N.C.	Wake Forest ³	W	79-64	18 - Dunleavy
Championship	3/10	Charlotte, N.C.	N.C. State ⁴	W	91-61	26 - Boozer
2003 • Seed: #3 • ACC Champion						
Quarterfinals	3/14	Greensboro, N.C.	Virginia ⁶	W	83-76	32 - Ewing
Semifinals	3/15	Greensboro, N.C.	North Carolina ⁷	W	75-63	19 - Ewing
Championship	3/16	Greensboro, N.C.	N.C. State ⁴	W	84-77	30 - Redick
2004 • Seed: #1						
Quarterfinals	3/12	Greensboro, N.C.	Virginia ⁸	W	84-74	27 - Williams
Semifinals	3/13	Greensboro, N.C.	Georgia Tech ⁴	W	85-71	20 - Williams
Championship	3/14	Greensboro, N.C.	Maryland ⁶ (OT)	L	87-95	21 - Duhon
2005 • Seed: #3 • ACC Champion						
Quarterfinals	3/11	Washington, D.C.	Virginia ¹¹	W	76-64	16 - two players
Semifinals	3/12	Washington, D.C.	N.C. State ⁷	W	76-69	35 - Redick
Championship	3/13	Washington, D.C.	Georgia Tech ⁵	W	69-64	26 - Redick
2006 • Seed: #1 • ACC Champion						
Quarterfinals	3/10	Greensboro, N.C.	Miami ⁸	W	80-76	25 - Redick
Semifinals	3/11	Greensboro, N.C.	Wake Forest ¹²	W	78-66	20 - Redick
Championship	3/12	Greensboro, N.C.	Boston College ³	W	78-76	26 - Redick
2007 • Seed: #7						
First Round	3/8	Tampa, Fla.	N.C. State ¹⁰	L	80-85 (ot)	18 - Paulus
2008 • Seed: #2						
Quarterfinals	3/14	Charlotte, N.C.	Georgia Tech ⁷	W	82-70	18 - Scheyer
Semifinals	3/15	Charlotte, N.C.	Clemson ³	L	74-78	17 - Paulus
2009 • Seed: #3 • ACC Champion						
Quarterfinals	3/13	Atlanta, Ga.	Boston College ⁶	W	66-65	26 - Singler
Semifinals	3/14	Atlanta, Ga.	Maryland ⁷	W	67-61	22 - Scheyer
Finals	3/15	Atlanta, Ga.	Florida State ⁴	W	79-69	29 - Scheyer
2010 • Seed: #1 • ACC Champion						
Quarterfinals	3/12	Greensboro, N.C.	Virginia ⁹	W	57-46	18 - Singler
Semifinals	3/13	Greensboro, N.C.	Miami ¹²	W	77-74	27 - Singler
Finals	3/14	Greensboro, N.C.	Georgia Tech ⁷	W	65-61	20 - Singler
2011 • Seed: #2 • ACC Champion						
Quarterfinals	3/11	Greensboro, N.C.	Maryland ⁷	W	87-71	29 - Singler
Semifinals	3/12	Greensboro, N.C.	Virginia Tech ⁶	W	77-63	27 - Smith
Finals	3/13	Greensboro, N.C.	North Carolina ¹	W	75-58	20 - Smith
2012 • Seed: #2						
Quarterfinals	3/9	Atlanta, Ga.	Virginia Tech ¹⁰	W	60-56	17 - Rivers
Semifinals	3/10	Atlanta, Ga.	Florida State ³	L	59-62	17 - Rivers
2013 • Seed: #2						
Quarterfinals	3/15	Greensboro, N.C.	Maryland ⁷	L	74-83	19 - Plumlee

Duke in the ACC Tournament

Appearances	60
Championships	19
Title Game Appearances	30
Title Game Record	19-11
Overall Record	91-41
Record under Coach K	53-19
Times as Number One Seed	17

Record by Round

First Round	4-1
Quarterfinals	38-18
Semifinals	30-11
Championship Game	19-11

Record by Site

Atlanta, Ga.	10-4
Charlotte, N.C.	19-8
Greensboro, N.C.	36-16
Landover, Md.	0-3
Raleigh, N.C.	23-9
Tampa, Fla.	0-1
Washington, D.C.	3-0

Record vs. Opponents

Boston College	2-0
Clemson	5-4
Florida State	1-1
Georgia Tech	7-3
Maryland	11-8
Miami	2-0
North Carolina	12-8
N.C. State	14-9
South Carolina	6-1
Virginia	15-3
Virginia Tech	2-0
Wake Forest	14-4

ACC Tournament Composite Records

Team	Won	Lost	Pct	Semifinals	Finals	Titles
► Duke	91	41	.689	42	30	19
North Carolina	90	42	.682	46	32	17
N.C. State	67	50	.573	34	17	10
Miami	10	8	.556	2	1	1
Boston College	7	8	.467	2	1	0
Maryland	47	56	.456	29	9	3
Georgia Tech	24	31	.436	11	7	3
Wake Forest	42	56	.429	27	10	4
Virginia Tech	6	9	.400	3	0	0
Florida State	13	21	.382	3	2	1
Virginia	31	59	.344	20	6	1
Clemson	17	60	.221	13	2	0

Duke ACC Tournament Seed Grid

Opp.	1	2	3	4	5	6	7	8	9	10	11	12	Total
1	--	5-3	3-0	4-3	7-0	0-1	1-0	11-1	4-0	--	0-0	2-0	37-8
2	1-4	--	4-4	1-1	1-0	6-1	13-1	--	--	1-0	--	--	27-11
3	1-1	2-1	--	2-0	1-0	5-4	3-0	--	--	--	1-0	--	15-6
4	2-3	1-1	--	--	5-3	--	--	--	--	--	--	--	8-7
5	--	--	--	0-1	--	--	--	--	--	--	--	--	0-1
6	1-0	1-0	1-3	--	--	--	--	--	--	--	--	--	3-3
7	--	0-3	--	--	--	--	--	--	0-1	--	--	--	0-4
8	--	--	--	--	--	--	--	--	--	--	--	--	0-0
9	0-1	--	--	--	--	--	--	1-0	--	--	--	--	1-1
10	--	--	--	--	--	--	--	--	--	--	--	--	0-0
11	--	--	--	--	--	--	--	--	--	--	--	--	0-0
12	--	--	--	--	--	--	--	--	--	--	--	--	0-0
Totals	5-9	9-8	8-7	7-5	14-3	11-6	17-1	12-1	4-0	1-1	1-0	2-0	91-41

ACC Tournament Record - Game

Team

Most Points Scored

Duke vs. Maryland, 3/9/1990 (QF)	104
vs. Virginia, 3/4/1999 (QF)	104
Opp by Virginia, 3/11/1983 (QF)	109

Fewest Points Scored

Duke vs. N.C. State, 3/8/1968 (SF)	10
Opp by N.C. State, 3/8/1968 (SF)	12

Largest Victory Margin

Duke vs. Virginia, 3/4/1999 (QF)	[104-67] 37
Opp by Virginia, 3/11/1983 (QF)	[66-109] 43

Most Field Goals Made

Duke vs. Wake Forest, 3/3/1966 (QF)	44
Opp by Virginia, 3/11/1983 (QF)	40

Most Field Goal Attempts

Duke vs. N.C. State, 3/5/1955 (F)	102
Opp by Virginia, 3/4/1954 (QF)	91

Highest Field Goal Pct.

Duke vs. North Carolina, 2/29/1980 (SF)	.717
Opp by Virginia, 3/11/1983 (SF)	.684

Fewest Field Goals Made

Duke vs. N.C. State, 3/8/1968 (SF)	2
Opp by N.C. State, 3/8/1968 (SF)	4

Fewest Field Goal Attempts

Duke vs. N.C. State, 3/8/1968 (SF)	11
Opp by N.C. State, 3/8/1968 (SF)	13

Most 3-Point Field Goals Made

Duke vs. Clemson, 3/9/2000 (QF)	17
Opp by Wake Forest, 3/10/1995 (SF)	16

Most 3-Point Attempts

Duke vs. Maryland, 3/10/2001 (SF)	33
Opp by N.C. State, 3/9/1995 (QF)	28

Highest 3-Point Pct.

Duke vs. Wake Forest, 3/10/1989 (QF)	[3-4] .750
Opp by North Carolina, 3/10/1991 (F)	[7-11] .636

Most Free Throws Made

Duke vs. N.C. State, 2/28/1980 (QF)	34
vs. Maryland, 3/9/1990 (QF)	34
Opp by N.C. State, 3/2/1956 (SF)	37

Most Free Throw Attempts

Duke vs. Maryland, 3/1/1956 (QF)	44
Opp by N.C. State, 3/5/1954 (SF)	50

Highest Free Throw Pct.

Duke vs. Georgia Tech, 3/14/1992 (SF)	[25-27] .926
Opp by South Carolina, 3/7/1969 (SF)	[19-20] .950

Most Rebounds

Duke vs. South Carolina, 3/3/1955 (QF)	73
Opp by N.C. State, 3/5/1955 (F)	63

Most Assists

Duke vs. N.C. State, 3/10/2002 (F)	24
Opp 2x, last by North Carolina, 3/15/1992 (F)	24

Most Steals

Duke vs. Clemson, 3/9/2000 (QF)	15
Opp 3x, last by Virginia, 3/12/1994 (SF)	11

Most Blocked Shots

Duke vs. Virginia, 3/4/1999 (QF)	12
Opp by Wake Forest, 3/5/1982 (QF)	8

Most Personal Fouls

Duke vs. Wake Forest, 3/5/1982 (QF)	33
Opp by N.C. State, 3/6/1965 (F)	28

Individual

Points

1. Bob Verga vs. Virginia, 3/9/1967 (QF)	35
J.J. Redick vs. N.C. State, 3/12/2005 (SF)	35
3. Ronnie Mayer vs. Virginia, 3/4/1955 (SF)	34
4. Tate Armstrong vs. Maryland, 3/4/1976 (QF)	33
Christian Laettner vs. Maryland, 3/13/1992 (QF)	33

Field Goals Made

1. Bob Verga vs. Virginia, 3/9/1967 (QF)	14
2. Art Heyman vs. South Carolina, 3/3/1961 (QF)	13
Jeff Mullins vs. Virginia, 2/28/1963 (QF)	13
Bob Verga vs. Wake Forest, 3/3/1966 (SF)	13
Tate Armstrong vs. Maryland, 3/4/1976 (SF)	13

Field Goals Attempted

1. Art Heyman vs. South Carolina, 3/3/1961 (SF)	30
2. Art Heyman vs. Clemson, 3/2/1962 (SF)	27
Tate Armstrong vs. Maryland, 3/4/1976 (SF)	27
4. Ronnie Mayer vs. N.C. State, 3/5/1955 (F)	25
5. Jeff Mullins vs. Virginia, 2/28/1963 (QF)	24

Field Goal Pct.

1. Grant Hill vs. North Carolina, 3/15/1992 (F)	[8-8] 1.000
2. Mike Gminski vs. North Carolina, 2/29/1980 (SF)	[11-12] .917
Carlos Boozer vs. N.C. State, 3/10/2002 (F)	[11-12] .917
4. Larry Saunders vs. Wake Forest, 3/5/1970 (SF)	[12-15] .800
5. Alaa Abdelnaby vs. Maryland, 3/8/1985 (QF)	[10-13] .769

Minimum eight field goal attempts

3-Point Field Goals Made

1. J.J. Redick vs. N.C. State, 3/12/2005 (SF)	7
J.J. Redick vs. Boston College, 3/14/2006 (F)	7
3. Phil Henderson vs. Georgia Tech, 3/10/1990 (SF)	6
4. 9x; last by Kyle Singler vs. Miami, 3/13/2010 (SF)	5

3-Point Field Goal Attempts

1. Shane Battier vs. Maryland, 3/10/2001 (SF)	13
Tyler Thornton vs. Virginia Tech, 3/9/2012 (QF)	13
3. Shane Battier vs. Wake Forest, 3/11/2000 (SF)	12
J.J. Redick vs. Virginia, 3/11/2005 (QF)	12
J.J. Redick vs. N.C. State, 3/12/2005 (SF)	12
J.J. Redick vs. Wake Forest, 3/11/2006 (SF)	12

3-Point Field Goal Pct.

1. Mike Dunleavy vs. Clemson, 3/9/2000 (QF)	[4-4] 1.000
Daniel Ewing vs. Virginia, 3/12/2004 (QF)	[4-4] 1.000
3. Grant Hill vs. Clemson, 3/11/1994 (QF)	[4-5] .800
4. Andre Dawkins vs. North Carolina, 3/13/2011 (F)	[3-4] .750
5. Greg Koubek vs. North Carolina, 3/10/1991 (QF)	[5-7] .714
Daniel Ewing vs. Virginia, 3/14/2005 (QF)	[5-7] .714

Minimum four three-point field goal attempts

Free Throws Made

1. Gene Banks vs. N.C. State, 2/28/1980 (QF)	14
Kyle Singler vs. Georgia Tech, 3/14/2010 (F)	14
3. Art Heyman vs. Clemson, 3/2/1962 (SF)	13
Jon Scheyer vs. Florida State, 3/15/2009 (F)	13
5. Art Heyman vs. Maryland, 3/1/1962 (QF)	12
Mike Gminski vs. N.C. State, 2/28/1980 (QF)	12
7. Joe Belmont vs. N.C. State, 3/4/1955 (SF)	11
Mike Gminski vs. Wake Forest, 3/4/1978 (F)	11
Roshown McLeod vs. Clemson, 3/7/1998 (SF)	11
J.J. Redick vs. N.C. State, 3/16/2003 (F)	11
Shelden Williams vs. Virginia, 3/12/2004 (QF)	11

Free Throws Attempted

1. Art Heyman vs. Maryland, 3/1/1962 (QF)	16
Art Heyman vs. Clemson, 3/2/1962 (SF)	16
Kyle Singler vs. Georgia Tech, 3/14/2010 (F)	16
4. Jon Scheyer vs. Florida State, 3/15/2009 (F)	15
5. Joe Belmont vs. Virginia, 3/4/1955 (SF)	14
Joe Belmont vs. Maryland, 3/1/1956 (QF)	14
Gene Banks vs. N.C. State, 2/28/1980 (QF)	14
8. Mike Gminski vs. North Carolina, 3/3/1979 (F)	13
Christian Laettner vs. Maryland, 3/13/1992 (QF)	13
Shelden Williams vs. Virginia, 3/12/2004 (QF)	13
Nolan Smith vs. Virginia Tech, 3/13/2011 (SF)	13

Free Throw Pct.

1. Gene Banks vs. N.C. State, 2/28/1980 (QF)	[14-14] 1.000
Mike Gminski vs. N.C. State, 2/28/1980 (QF)	[12-12] 1.000
J.J. Redick vs. Georgia Tech, 3/13/2005 (F)	[10-10] 1.000
4. Mike Gminski vs. Wake Forest, 3/4/1978 (F)	[11-12] .917
Roshown McLeod vs. Clemson, 3/7/1998 (SF)	[11-12] .917
J.J. Redick vs. N.C. State, 3/16/2003 (F)	[11-12] .917

Minimum 10 made free throws

Rebounds

1. Art Heyman vs. Clemson, 3/2/1962 (SF)	20
2. Carroll Youngkin vs. South Carolina, 3/3/1961 (SF)	19
Jay Buckley vs. Virginia, 2/28/1963 (QF)	19
Mike Lewis vs. South Carolina, 3/10/1967 (SF)	19
Mike Gminski vs. North Carolina, 2/29/1980 (SF)	19

Assists

1. Bobby Hurley vs. Maryland, 3/13/1992 (QF)	13
2. Bobby Hurley vs. North Carolina, 3/15/1992 (F)	11
Jason Williams vs. Wake Forest, 3/11/2000 (SF)	11
4. Joe Belmont vs. Virginia, 3/4/1955 (SF)	10
Art Heyman vs. Virginia, 2/28/1963 (QF)	10
Jason Williams vs. Clemson, 3/10/2000 (QF)	10
Jason Williams vs. N.C. State, 3/10/2002 (F)	10
Nolan Smith vs. North Carolina, 3/13/2011 (F)	10

Steals

1. Christian Laettner vs. North Carolina, 3/15/1992 (F)	7
2. Christian Laettner vs. Wake Forest, 3/10/1989 (QF)	5
Christian Laettner vs. Maryland, 3/13/1992 (QF)	5
Grant Hill vs. Clemson, 3/11/1994 (QF)	5
Shane Battier vs. Maryland, 3/12/2000 (F)	5
Chris Duhon vs. Maryland, 3/10/2001 (SF)	5
Greg Paulus vs. Boston College, 3/12/2006 (F)	5

Blocked Shots

1. Cherokee Parks vs. Clemson, 3/11/1994 (QF)	10
2. Shelden Williams vs. Georgia Tech, 3/13/2005 (F)	6
Kyle Singler vs. Boston College, 3/13/2009 (QF)	6
4. Grant Hill vs. Maryland, 3/13/1992 (QF)	5
Shelden Williams vs. Miami, 3/10/2006 (QF)	5

Minutes Played

1. Joe Belmont vs. Virginia, 3/4/1955 (SF)	45
Bucky Allen vs. Maryland, 3/7/1958 (SF)	45
Bob Vernon vs. Maryland, 3/7/1958 (SF)	45
Mark Crow vs. Maryland, 3/7/1958 (SF)	45
Paul Fox vs. Maryland, 3/7/1958 (SF)	45
Tommy Amaker vs. N.C. State, 3/6/1987 (QF)	45

ACC Tournament Record - Career

Points

Rk	Player, Years	Pts
1.	J.J. Redick, 2003-06	225
2.	Art Heyman, 1961-63	193
3.	Mike Gminski, 1977-80	191
	Christian Laettner, 1989-92	191
5.	Bob Verga, 1965-67	186
6.	Johnny Dawkins, 1983-86	179
	Kyle Singler, 2008-11	179
8.	Daniel Ewing, 2002-05	174
9.	Shelden Williams, 2003-06	173
10.	Jeff Mullins, 1962-64	166

Scoring Average

Rk	Name, Years	G	Pts	Avg
1.	Art Heyman, 1961-63	8	193	24.1
2.	Jeff Mullins, 1962-64	8	166	20.8
3.	Bob Verga, 1965-67	9	186	20.7
4.	Johnny Dawkins, 1983-86	9	179	19.9
5.	Ronnie Mayer, 1954-56	7	136	19.4
6.	Mike Gminski, 1977-80	10	191	19.1
	Christian Laettner, 1989-92	10	191	19.1
8.	J.J. Redick, 2003-06	12	225	18.8
9.	Jason Williams, 2000-02	9	165	18.3
10.	Jim Spanarkel, 1977-79	7	127	18.1

Field Goals Made

Rk	Player, Years	FG
1.	Bob Verga, 1965-67	74
	Johnny Dawkins, 1983-86	74
3.	Christian Laettner, 1989-92	69
4.	Jeff Mullins, 1962-64	68
	Mike Gminski, 1977-80	68

Field Goal Attempts

Rk	Player, Years	FGA
1.	Art Heyman, 1961-63	165
2.	J.J. Redick, 2003-06	159
3.	Bob Verga, 1965-67	154
4.	Johnny Dawkins, 1983-86	148
5.	Jeff Mullins, 1962-64	142
	Jason Williams, 2000-02	142

Field Goal Pct.

Rk	Name, Years	FG	FGA	Pct
1.	Jay Bilas, 1983-86	29	42	.690
2.	Alaa Abdelnaby, 1987-90	29	43	.674
3.	Carlos Boozer, 2000-02	33	49	.673
4.	Mason Plumlee, 2010-13	28	43	.651
5.	Christian Laettner, 1989-92	69	114	.605

Minimum 25 field goals made

3-Point Field Goals Made

Rk	Player, Years	3FG
1.	J.J. Redick, 2003-06	40
2.	Shane Battier, 1998-01	24
	Jason Williams, 2000-02	24
	Daniel Ewing, 2002-05	24
5.	Jon Scheyer, 2007-10	23

3-Point Field Goal Attempts

Rk	Player, Years	3FGA
1.	J.J. Redick, 2003-06	101
2.	Jason Williams, 2000-02	65
3.	Shane Battier, 1998-01	62
	Jon Scheyer, 2007-10	62
5.	Kyle Singler, 2008-11	52

3-Point Field Goal Pct.

Rk	Name, Years	3FG	3FGA	Pct
1.	Daniel Ewing, 2002-05	24	51	.471
2.	Mike Dunleavy, 2000-02	20	44	.455
3.	Jon Scheyer, 2007-10	18	41	.439
4.	Nate James, 1997-01	17	39	.436
5.	J.J. Redick, 2003-06	40	101	.396

Minimum 15 three-point field goals made

Free Throws Made

Rk	Player, Years	FT
1.	Art Heyman, 1961-63	67
2.	Mike Gminski, 1977-80	55
3.	Jon Scheyer, 2007-10	54
4.	J.J. Redick, 2003-06	51
	Shelden Williams, 2003-06	51

Free Throws Attempted

Rk	Player, Years	FTA
1.	Art Heyman, 1961-63	90
2.	Shelden Williams, 2003-06	82
3.	Mike Gminski, 1977-80	66
4.	Jon Scheyer, 2007-10	64
5.	Carroll Youngkin, 1959-61	63

Free Throw Pct.

Rk	Name, Years	FT	FTA	Pct
1.	Gene Banks, 1978-81	36	40	.900
	Bobby Hurley, 1990-93	27	30	.900
	Kyle Singler, 2008-p	45	50	.900
4.	J.J. Redick, 2003-06	51	59	.864
5.	Jon Scheyer, 2007-10	54	64	.844

Minimum 25 free throws made

Rebounds

Rk	Player, Years	Reb
1.	Carroll Youngkin, 1959-61	118
	Mike Gminski, 1977-80	118
3.	Shelden Williams, 2003-06	110
4.	Art Heyman, 1961-63	104
5.	Jay Buckley, 1962-64	87

Rebound Average

Rk	Name, Years	G	Reb	Avg
1.	Carroll Youngkin, 1959-61	8	118	14.8
2.	Art Heyman, 1961-63	8	104	13.0
3.	Mike Gminski, 1977-80	10	118	11.8
4.	Randy Denton, 1969-71	5	57	11.4
5.	Jim Newcome, 1956-58	5	56	11.2

Assists

Rk	Player, Years	Ast
1.	Jason Williams, 2000-02	60
2.	Bobby Hurley, 1990-93	58
	Chris Duhon, 2001-04	58
4.	Quin Snyder, 1986-89	38
5.	Danny Ferry, 1986-89	37

Assists Per Game

Rk	Name, Years	G	Ast	Avg
1.	Bobby Hurley, 1990-93	8	58	7.3
2.	Jason Williams, 2000-02	9	60	6.7
3.	Chris Duhon, 2001-04	12	58	4.8
4.	Jim Spanarkel, 1977-79	7	32	4.6
5.	Quin Snyder, 1986-89	9	38	4.2

Blocked Shots

Rk	Player, Years	Blk
1.	Shelden Williams, 2003-06	33
2.	Mike Gminski, 1977-80	20
3.	Cherokee Parks, 1992-95	18
4.	Casey Sanders, 2000-03	15
5.	Shane Battier, 1998-01	14
	Shalik Randolph, 2003-05	14

Blocked Shots Per Game

Rk	Name, Years	G	Blk	Avg
1.	Shelden Williams, 2003-06	12	33	2.8
2.	Shavlik Randolph, 2003-05	6	14	2.3
	Cherokee Parks, 1992-95	8	18	2.3
4.	Mike Gminski, 1977-80	10	20	2.0
5.	Casey Sanders, 2000-03	10	15	1.5

Steals

Rk	Player, Years	Stl
1.	Christian Laettner, 1989-92	31
2.	Shane Battier, 1998-01	24
	Chris Duhon, 2001-04	24
4.	Jason Williams, 2000-02	21
5.	Danny Ferry, 1986-89	16
	Daniel Ewing, 2002-05	16

Steals Per Game

Rk	Name, Years	G	Stl	Avg
1.	Christian Laettner, 1989-92	10	31	3.1
2.	Jason Williams, 2000-03	9	21	2.3
3.	Shane Battier, 1998-01	12	24	2.0
	Chris Duhon, 2001-04	12	24	2.0
5.	Grant Hill, 1991-94	8	15	1.9

Games Played

Rk	Player, Years	GP
1.	Shane Battier, 1998-01	12
	Chris Duhon, 2001-04	12
	Daniel Ewing, 2002-05	12
	J.J. Redick, 2003-06	12
	Shelden Williams, 2003-06	12

Games Started

Rk	Player, Years	GS
1.	Chris Duhon, 2001-04	12
	J.J. Redick, 2003-06	12
	Shelden Williams, 2003-06	12
4.	Shane Battier, 1998-01	11
	Kyle Singler, 2008-11	11
6.	Mike Gminski, 1977-80	10
	Kenny Dennard, 1978-81	10
	Gene Banks, 1978-81	10
	Christian Laettner, 1989-92	10

TRADITION

In-Season Tournament Results

ACC/Big East Challenge

1991-92 (Greensboro, N.C.)	
Dec. 5 St. John's	W, 91-81

1990-91 (Washington, D.C.)

Dec. 5 Georgetown	L, 74-79
-------------------	----------

1989-90 (Greensboro, N.C.)

Dec. 6 Syracuse	L, 76-78
-----------------	----------

ACC/Big Ten Challenge

2012-13 (Durham, N.C.)	
Nov. 28 Ohio State	W, 73-68

2011-12 (Columbus, Ohio)

Nov. 29 Ohio State	L, 63-85
--------------------	----------

2010-11 (Durham, N.C.)

Dec. 1 Michigan State	W, 84-79
-----------------------	----------

2009-10 (Madison, Wisc.)

Dec. 2 Wisconsin	L, 69-72
------------------	----------

2008-09 (West Lafayette, Ind.)

Dec. 2 Purdue	W, 76-60
---------------	----------

2007-08 (Durham, N.C.)

Nov. 27 Wisconsin	W, 82-58
-------------------	----------

2006-07 (Durham, N.C.)

Nov. 28 Indiana	W, 54-51
-----------------	----------

2005-06 (Bloomington Ind.)

Nov. 30 Indiana	W, 75-67
-----------------	----------

2004-05 (Durham, N.C.)

Nov. 30 Michigan State	W, 81-74
------------------------	----------

2003-04 (E. Lansing, Mich.)

Dec. 3 Michigan State	W, 72-50
-----------------------	----------

2002-03 (Greensboro, N.C.)

Dec. 3 Ohio State	W, 91-76
-------------------	----------

2001-02 (Chicago, Ill.)

Nov. 27 Iowa	W, 80-62
--------------	----------

2000-01 (Greensboro, N.C.)

Nov. 28 Illinois	W, 78-77
------------------	----------

1999-00 (Chicago, Ill.)

Nov. 30 Illinois	W, 72-69
------------------	----------

Battle 4 Atlantis

2012-13 (Nassau, Bahamas)	
Nov. 18 Fla. Gulf Coast*	W, 88-67
Nov. 22 Minnesota	W, 89-71
Nov. 23 VCU	W, 67-58
Nov. 24 Louisville	W, 76-71
* Durham, N.C.	

Big Four Tournament

1980-81 (Greensboro, N.C.)	
Dec. 5 North Carolina	L, 76-78
Dec. 6 N.C. State	L, 60-74

1979-80 (Greensboro, N.C.)

Nov. 30 Wake Forest	W, 72-70
Dec. 1 North Carolina	W, 86-74

1978-79 (Greensboro, N.C.)

Dec. 1 N.C. State	W, 65-63
Dec. 2 North Carolina	W, 78-68

1977-78 (Greensboro, N.C.)

Dec. 2 North Carolina	L, 66-79
Dec. 3 Wake Forest	W, 97-84

1976-77 (Greensboro, N.C.)

Nov. 26 Wake Forest	L, 80-81
Nov. 27 N.C. State	W, 84-82

1975-76 (Greensboro, N.C.)

Jan. 2 N.C. State	L, 95-104
Jan. 3 North Carolina	L, 74-77

1974-75 (Greensboro, N.C.)

Jan. 3 North Carolina	W, 99-96
Jan. 4 Wake Forest	L, 71-75

1973-74 (Greensboro, N.C.)

Jan. 4 Wake Forest	L, 61-64
Jan. 5 North Carolina	L, 75-84

1972-73 (Greensboro, N.C.)

Dec. 15 North Carolina	L, 86-91
Dec. 16 Wake Forest	W, 80-67

1971-72 (Greensboro, N.C.)

Dec. 17 N.C. State	L, 62-67
Dec. 18 Wake Forest	W, 70-58

1970-71 (Greensboro, N.C.)

Dec. 18 Wake Forest	L, 77-83
Dec. 19 North Carolina	L, 81-83

Birmingham Classic

1959-60 (Birmingham, Ala.)	
Dec. 18 Alabama	W, 78-60
Dec. 19 Navy	W, 76-71

1956-57 (Birmingham, Ala.)

Dec. 14 Alabama	W, 89-78
Dec. 15 West Virginia	L, 82-83

BYU Thanksgiving Classic

1986-87 (Laie, Hawaii)	
Nov. 28 BYU-Hawaii	W, 85-68
Nov. 29 Illinois	L, 62-69

Cable Car Classic

1972-73 (San Francisco, Calif.)	
Dec. 8 Santa Clara	W, 69-65
Dec. 9 San Francisco	L, 68-72

Carolina Classic

1974-75 (Columbia, S.C.)	
Dec. 20 Louisiana St.	L, 95-105
Dec. 21 Princeton	W, 66-57

Carrs Great Alaska Shootout

2003-04 (Anchorage, Alaska)	
Nov. 27 Pacific	W, 82-69
Nov. 29 Liberty	W, 76-47
Nov. 30 Purdue	L, 78-68

1998-99 (Anchorage, Alaska)

Nov. 26 Notre Dame	W, 111-82
Nov. 27 Fresno State	W, 93-82
Nov. 28 Cincinnati	L, 75-77

1995-96 (Anchorage, Alaska)

Nov. 23 Old Dominion	W, 75-55
Nov. 24 Indiana	W, 70-64
Nov. 25 Iowa	W, 88-81

Champions Classic

2011-12 (New York, N.Y.)	
Nov. 14 Michigan State	W, 74-69

2012-13 (Atlanta, Ga.)

Nov. 13 Kentucky	W, 75-68
------------------	----------

Coaches vs. Cancer Classic

2008-09 (Durham, N.C.)	
Nov. 10 Presbyterian	W, 80-49
Nov. 11 Ga. Southern	W, 97-54
Nov. 20 Southern Illinois*	W, 83-58
Nov. 21 Michigan*	W, 71-56
* - New York	

1999-00 (New York, N.Y.)

Nov. 11 Stanford	L, 79-80
Nov. 12 Connecticut	L, 66-71

CBE Classic

2010-11 (Durham, N.C.)	
Nov. 14 Princeton	W, 97-60
Nov. 16 Miami (Ohio)	W, 79-45
Nov. 22 Marquette*	W, 82-77
Nov. 23 Kansas State*	W, 82-68
* - Kansas City, Mo.	

2006-07 (Durham, N.C.)

Nov. 12 Columbia	W, 86-43
Nov. 13 Georgia Southern	W, 72-48
Nov. 20 Air Force*	W, 71-56
Nov. 21 Marquette*	L, 62-73
* - Kansas City, Mo.	

Dixie Classic

1960-61 (Raleigh, N.C.)	
Dec. 29 Wyoming	W, 86-59
Dec. 30 Marquette	W, 86-73
Dec. 31 North Carolina	L, 71-76

1959-60 (Raleigh, N.C.)

Dec. 28 Utah	W, 63-52
Dec. 29 North Carolina	L, 53-75
Dec. 30 Dayton	L, 63-71

1958-59 (Raleigh, N.C.)

Dec. 29 Michigan State	L, 57-82
Dec. 30 Yale	W, 56-53
Dec. 31 Louisville	W, 57-54

1957-58 (Raleigh, N.C.)

Dec. 26 Seton Hall	W, 69-62
Dec. 27 North Carolina	L, 62-76
Dec. 28 Wake Forest	W, 79-75

1956-57 (Raleigh, N.C.)

Dec. 27 West Virginia	W, 73-67
Dec. 28 North Carolina	L, 71-87
Dec. 29 N.C. State	L, 80-102

1955-56 (Raleigh, N.C.)

Dec. 29 Wyoming	W, 71-54
Dec. 30 North Carolina	L, 64-74
Dec. 31 Wake Forest	W, 64-52

1954-55 (Raleigh, N.C.)

Dec. 27 West Virginia	W, 92-79
Dec. 28 Minnesota	L, 73-79
Dec. 29 North Carolina	L, 52-65

1953-54 (Raleigh, N.C.)

Dec. 28 Oregon State	W, 71-61
Dec. 29 Wake Forest	W, 83-66
Dec. 30 Navy	W, 98-83

1952-53 (Raleigh, N.C.)

Dec. 29 Brigham Young	L, 68, 69
Dec. 30 Pennsylvania	L, 80-97
Dec. 31 Princeton	W, 74-59

1951-52 (Raleigh, N.C.)

Dec. 27 Columbia	L, 58-66
Dec. 28 Wake Forest	W, 79-74
Dec. 29 Southern Cal.	L, 69-87

1950-51 (Raleigh, N.C.)

Dec. 28 Colgate	L, 69-84
Dec. 29 North Carolina	W, 71-63
Dec. 30 Tulane	W, 74-72

1949-50 (Raleigh, N.C.)

Dec. 28 Penn State	L, 48-51
Dec. 29 North Carolina	L, 52-59
Dec. 30 Wake Forest	W, 54-52

ECAC Holiday Festival

1978-79 (New York, N.Y.)	
Dec. 29 Ohio State	L, 84-90
Dec. 30 St. John's	L, 66-69

1971-72 (New York, N.Y.)

Dec. 27 St. Peter's	L, 74-77
Dec. 28 Syracuse	L, 72-74

Fiesta Bowl Classic

1987-88 (Tucson, Ariz.)	
Dec. 29 Florida	W, 93-70
Dec. 30 Arizona	L, 85-91

Gator Bowl Classic

1973-74 (Jacksonville, Fla.)	
Dec. 26 Western Ky.	W, 75-69
Dec. 27 Florida	L, 60-77

Great Eight

1998-99 (Chicago, Ill.)	
Dec. 2 Michigan State	W, 73-67

Holiday Classic

1970-71 (Greensboro, N.C.)	
Dec. 29 Northwestern	W, 93-87
Dec. 30 Penn State	W, 67-56

Holiday Doubleheader

1978-79 (Raleigh, N.C.)	
Jan. 5 Long Beach St.	W, 79-78
Jan. 6 Tulane	W, 74-64

1976-77 (Raleigh, N.C.)

Dec. 29 East Carolina	W, 88-65
Dec. 30 Rice	W, 87-77

1975-76 (Raleigh, N.C.)

Dec. 26 Auburn	W, 85-74
Dec. 27 Western Ky.	W, 111-90

1974-75 (Raleigh, N.C.)

Dec. 27 Pittsburgh	W, 89-75
Dec. 28 Kent State	W, 83-65

Industrial National Classic

1979-80 (Providence, R.I.)	
Dec. 21 Boston College	W, 70-64
Dec. 22 Providence	W, 82-78

Iron Duke Classic

1981-82 (Durham, N.C.)	
Dec. 29 Davidson	L, 73-75
Dec. 30 Auburn	W, 72-71

1980-81 (Durham, N.C.)

Dec. 19 Brown	W, 91-60
Dec. 20 Detroit	W, 111-71

1979-80 (Durham, N.C.)

Dec. 28 Vermont	W, 92-67
Dec. 29 Cincinnati	W, 87-75

Jimmy V Classic

2001-02 (East Rutherford, N.J.)	
Dec. 18 Kentucky	W, 95-92

1998-99 (East Rutherford, N.J.)

Dec. 22 Kentucky	W, 71-60
------------------	----------

**Charting Duke in the Polls
(AP Only)**

Total Polls Ranked	696
Top 10 Rankings	585
Longest Consecutive Polls Ranked	200 ¹
Current Streak	116

Years Ranked

Total Years	52
Consecutive Years	30
Current Streak	30

Final Poll

Total Polls	42
Top 10	33
High Rank	1 (seven times)

No. 1 Ranking

Total Rankings	127
Most No. 1 Weeks in Succession	18

Weeks Ranked By Ranking

First Ranked: Dec. 11, 1951 (No. 12)
Last Ranked: March 18, 2013 (No. 6)

Rank	Weeks
No. 1	127
No. 2	70
No. 3	71
No. 4	33
No. 5	49
No. 6	64
No. 7	49
No. 8	49
No. 9	35
No. 10	38
No. 11	16
No. 12	13
No. 13	16
No. 14	13
No. 15	10
No. 16	11
No. 17	12
No. 18	8
No. 19	8
No. 20	5
No. 21	2
No. 22	—
No. 23	—
No. 24	—
No. 25	—

¹ - Duke was ranked in the top 25 of 200 consecutive AP polls from 1997 through 2007, the second-longest streak in college basketball history.

All-Time Consecutive AP Polls Ranked

Team	Consecutive AP Polls Ranked
UCLA	221
► Duke	200
North Carolina	172
North Carolina	171
Marquette	166
Kentucky	164
Kansas	145
► Duke	143
Arizona	141
Syracuse	120

In The Polls

The Duke basketball program has held a prominent spot in the national basketball scene since the beginning of the post-World War II era. The final national rankings are just one measuring stick in which the Blue Devils are among the elite in the history of the sport.

In the Coach K era, which began in 1980-81, Duke has finished in the Associated Press top 25 a total of 27 seasons, including seven times as the No. 1 team in the nation. With consecutive AP number one finishes from 1999-2002, Duke became the first school in college basketball history to be ranked at the top of the final AP poll for four straight years.

Here is a look at some of the notes from Duke and the rankings:

- Duke has been ranked No. 1 at some point in the season in 18 of the past 28 years.
- Duke was ranked among the nation's top 25 teams in 200 consecutive AP polls from 1997 through 2007, the second longest streak all-time.
- Mike Krzyzewski has spent more weeks ranked in the top 25 (506 weeks), top 10 (445) and No. 1 (109) than any other active coach (AP poll only).
- Duke has been ranked No. 1 in 96 weeks since 1990, the most by any school in the nation. The next closest school is North Carolina at 52 weeks during the same time period.
- Duke has been No. 1 109 weeks (218 games, 190-28) in the AP poll since 1986.
- Of the 1,122 games coached at Duke by Mike Krzyzewski, 981 of them have come as a ranked team (87.4 percent). Duke's record as a ranked team since 1981 is 807-174.
- Under Coach K, Duke has played more games as a No. 1 team (218) than it has as an unranked team (141).
- The Blue Devils were ranked in the top 25 of the AP poll in 380 consecutive games (Nov. 20, 1996-Feb. 11, 2007).
- Duke has been ranked No. 1 in the nation 127 weeks overall, the second-highest figure in NCAA history behind only UCLA (134).
- Duke finished in the top 10 for 10 consecutive seasons from 1997-2006 - second all-time behind UCLA (13 straight years - 1967-79).
- Duke's 1991-92 team is one of only 12 schools in college basketball history to be ranked No. 1 for the entire season.
- Entering the 2013-14 season, Duke has been ranked in 319 of the last 321 AP polls. The Blue Devils have been ranked in the top 10 for 293 weeks in that span.

Duke and the No. 1 National Ranking

Since the 1997-98 season, Duke has been ranked No. 1 in the Associated Press poll 72 weeks, 35 more than the next closest team (North Carolina). The Blue Devils reached the top ranking in seven consecutive seasons from 1998-2004, becoming just the second program in NCAA history to accomplish that feat. UCLA holds the record with 12 consecutive seasons being ranked No. 1 at some point (1964-75). Duke finished the season ranked No. 1 in the AP poll for four consecutive seasons (1999-2002), an unprecedented feat in college basketball history.

No. 1 Rankings Since 1997-98

Team	Seasons Ranked No. 1	Total Weeks Ranked No. 1
► Duke	11	72
North Carolina	6	37
Connecticut	5	27
Kansas	5	21
Arizona	3	18
Stanford	3	16
Illinois	1	15
Cincinnati	1	12
Florida	3	10
Kentucky	3	10
Indiana	1	10
Ohio State	2	9
Syracuse	2	7
UCLA	1	6
Memphis	1	5
Gonzaga	1	3
Pittsburgh	1	3
Wake Forest	2	3
Louisville	2	2
Alabama	1	2
Michigan State	1	2
Texas	1	2
St. Joseph's	1	1
Wisconsin	1	1
Tennessee	1	1
Michigan	1	1

Most Consecutive Seasons Ranked No. 1

Team	Consecutive Seasons	Years
UCLA	12	1964-75
► Duke	7	1998-04
Kansas	5	1994-97
► Duke	3	1992-94
North Carolina	3	1986-88
North Carolina	3	1982-84
North Carolina	3	1957-59

Coach K at No. 1

Duke's Mike Krzyzewski has coached in 218 games with his Blue Devils as the nation's No. 1 team (AP poll only), compiling a 190-28 (.872) record. Coach K's 218 games at No. 1 rank second all-time in NCAA history, as do his 190 victories:

Coach	No. of Games as No. 1 Team	Record (Pct.)
John Wooden	228	217-11 (.952)
► Mike Krzyzewski	218	190-28 (.872)
Dean Smith	134	113-21 (.843)
Adolph Rupp	118	100-18 (.847)

No. 1 vs. No. 2

Duke has been involved in six No. 1 vs. No. 2 matchups (AP poll only) in its history, posting a 3-3 record:

Date	Result (Site)
3/18/1966	[1] Kentucky 83 [2] Duke 79 (n)
3/29/1986	[1] Duke 71 [2] Kansas 67 (n)
2/3/1994	[2] North Carolina 89 [1] Duke 78 (a)
2/5/1998	[2] North Carolina 97 [1] Duke 73 (a)
3/27/1999	[1] Duke 68 [2] Michigan State 62 (n)
12/10/2006	[1] Duke 97 [2] Texas 66 (n)

Associated Press
Final Top 10

- 1949**
1. Kentucky
 2. Oklahoma State
 3. St. Louis
 4. Illinois
 5. W. Kentucky
 6. Minnesota
 7. Bradley
 8. San Francisco
 9. Tulane
 10. Bowling Green

- 1950**
1. Bradley
 2. Ohio State
 3. Kentucky
 4. Holy Cross
 5. N. C. State
 6. Duquesne
 7. UCLA
 8. W. Kentucky
 9. St. John's
 10. LaSalle

- 1951**
1. Kentucky
 2. Oklahoma State
 3. Columbia
 4. Kansas State
 5. Illinois
 6. Bradley
 7. Indiana
 8. N.C. State
 9. St. John's
 10. St. Louis

- 1952**
1. Kentucky
 2. Illinois
 3. Kansas State
 4. Duquesne
 5. St. Louis
 6. Washington
 7. Iowa
 8. Kansas
 9. West Virginia
 10. St. John's

- 1953**
1. Indiana
 2. Seton Hall
 3. Kansas
 4. Washington
 5. LSU
 6. LaSalle
 7. St. John's
 8. Oklahoma State
 9. Duquesne
 10. Notre Dame

- 1954**
1. Kentucky
 2. LaSalle
 3. Holy Cross
 4. Indiana
 5. Duquesne
 6. Notre Dame
 7. Bradley
 8. W. Kentucky
 9. Penn State
 10. Oklahoma State

- 1955**
1. San Francisco
 2. Kentucky
 3. LaSalle
 4. N.C. State
 5. Iowa
 6. Duquesne
 7. Utah
 8. Marquette
 9. Dayton
 10. Oregon State

- 1956**
1. San Francisco
 2. N.C. State
 3. Dayton
 4. Iowa
 5. Alabama
 6. Louisville
 7. SMU
 8. UCLA
 9. Kentucky
 10. Illinois

- 1957**
1. North Carolina
 2. Kansas
 3. Kentucky
 4. SMU
 5. Seattle
 6. Louisville
 7. West Virginia
 8. Vanderbilt
 9. Oklahoma City
 10. St. Louis

- 1958**
1. West Virginia
 2. Cincinnati
 3. Kansas State
 4. San Francisco
 5. Temple
 6. Maryland
 7. Kansas
 8. Notre Dame
 9. Kentucky
 10. Duke ◀

- 1959**
1. Kansas State
 2. Kentucky
 3. Mississippi State
 4. Bradley
 5. Cincinnati
 6. N.C. State
 7. Michigan State
 8. Auburn
 9. North Carolina
 10. West Virginia

- 1960**
1. Cincinnati
 2. California
 3. Ohio State
 4. Bradley
 5. West Virginia
 6. Utah
 7. Indiana
 8. Utah State
 9. St. Bonaventure
 10. Miami

- 1961**
1. Ohio State
 2. Cincinnati
 3. St. Bonaventure
 4. Kansas State
 5. North Carolina
 6. Bradley
 7. USC
 8. Iowa
 9. West Virginia
 10. Duke ◀

- 1962**
1. Ohio State
 2. Cincinnati
 3. Kentucky
 4. Mississippi State
 5. Bradley
 6. Kansas State
 7. Utah
 8. Bowling Green
 9. Colorado
 10. Duke ◀

- 1963**
1. Cincinnati
 2. Duke ◀
 3. Loyola, Chicago
 4. Arizona State
 5. Wichita State
 6. Mississippi State
 7. Ohio State
 8. Illinois
 9. NYU
 10. Colorado

- 1964**
1. UCLA
 2. Michigan
 3. Duke ◀
 4. Kentucky
 5. Wichita State
 6. Oregon State
 7. Villanova
 8. Loyola, Chicago
 9. DePaul
 10. Davidson

- 1965**
1. Michigan
 2. UCLA
 3. St. Joseph's
 4. Providence
 5. Vanderbilt
 6. Davidson
 7. Minnesota
 8. Villanova
 9. BYU
 10. Duke ◀

- 1966**
1. Kentucky
 2. Duke ◀
 3. Texas-El Paso
 4. Kansas
 5. St. Joseph's
 6. Loyola, Chicago
 7. Cincinnati
 8. Vanderbilt
 9. Michigan
 10. W. Kentucky

- 1967**
1. UCLA
 2. Louisville
 3. Kansas
 4. North Carolina
 5. Princeton
 6. W. Kentucky
 7. Houston
 8. Tennessee
 9. Boston College
 10. Texas-El Paso

- 1968**
1. Houston
 2. UCLA
 3. St. Bonaventure
 4. North Carolina
 5. Kentucky
 6. New Mexico
 7. Columbia
 8. Davidson
 9. Louisville
 10. Duke ◀

- 1969**
1. UCLA
 2. LaSalle
 3. Santa Clara
 4. North Carolina
 5. Davidson
 6. Purdue
 7. Kentucky
 8. St. John's
 9. Duquesne
 10. Villanova

- 1970**
1. Kentucky
 2. UCLA
 3. St. Bonaventure
 4. Jacksonville
 5. New Mexico St.
 6. South Carolina
 7. Iowa
 8. Marquette
 9. Notre Dame
 10. N.C. State

- 1971**
1. UCLA
 2. Marquette
 3. Pennsylvania
 4. Kentucky
 5. USC
 6. South Carolina
 7. W. Kentucky
 8. Kentucky
 9. Fordham
 10. Ohio State

- 1972**
1. UCLA
 2. North Carolina
 3. Pennsylvania
 4. Louisville
 5. Long Beach State
 6. South Carolina
 7. Marquette
 8. SW Louisiana
 9. BYU
 10. Florida State

- 1973**
1. UCLA
 2. N.C. State
 3. Long Beach State
 4. Providence
 5. Marquette
 6. Indiana
 7. SW Louisiana
 8. Maryland
 9. Kansas State
 10. Minnesota

- 1974**
1. N.C. State
 2. UCLA
 3. Marquette
 4. Maryland
 5. Notre Dame
 6. Michigan
 7. Kansas
 8. Providence
 9. Indiana
 10. Long Beach State

- 1975**
1. UCLA
 2. Kentucky
 3. Indiana
 4. Louisville
 5. Maryland
 6. Syracuse
 7. N.C. State
 8. Arizona State
 9. North Carolina
 10. Alabama

- 1976**
1. Indiana
 2. Marquette
 3. UNLV
 4. Rutgers
 5. UCLA
 6. Alabama
 7. Notre Dame
 8. North Carolina
 9. Michigan
 10. W. Michigan

- 1977**
1. Michigan
 2. UCLA
 3. Kentucky
 4. UNLV
 5. North Carolina
 6. Syracuse
 7. Marquette
 8. San Francisco
 9. Wake Forest
 10. Notre Dame

- 1978**
1. Kentucky
 2. UCLA
 3. DePaul
 4. Michigan State
 5. Arkansas
 6. Notre Dame
 7. Duke ◀
 8. Marquette
 9. Louisville
 10. Kansas

Final No. 1 Rankings (AP) (Since 1986)	
► Duke	7
North Carolina	3
Kansas	2
Ohio State	2
Kentucky	2
UNLV	2
Temple	1
Arizona	1
Oklahoma	1
Indiana	1
UCLA	1
Massachusetts	1
Stanford	1
Illinois	1
Louisville	1
Gonzaga	1

Duke's Final Top 25 Rankings		
Year	AP	Coaches
1952	12	NR
1954	15	20
1956	17	18
1958	10	13
1960	18	15
1961	10	9
1962	10	13
1963	2	2
1964	3	4
1965	10	9
1966	2	2
1967	NR	19
1968	10	11
1978	7	9
1979	11	7
1980	14	16
1984	14	14
1985	10	12
1986	1	1
1987	17	NR
1988	5	5
1989	9	7
1990	15	14
1991	6	6
1992	1	1
1993	10	9
1994	6	2
1997	8	11
1998	3	5
1999	1	2
2000	1	4
2001	1	1
2002	1	5
2003	7	9
2004	6	2
2005	3	7
2006	1	7
2008	9	16
2009	6	11
2010	3	1
2011	3	7
2012	8	14
2013	6	5

Duke's Record When Ranked		
Rk	W-L	Pct.
1	214-33	.866
2	114-18	.863
3	113-23	.831
4	54-11	.831
5	74-24	.755
6	109-30	.784
7	78-21	.788
8	73-17	.811
9	52-14	.788
10	38-13	.745
11	18-9	.667
12	18-6	.750
13	28-4	.875
14	15-4	.789
15	16-5	.762
16	10-9	.526
17	15-8	.652
18	7-4	.636
19	6-7	.462
20	8-0	1.000
21	2-1	.667
22	0-0	—
23	0-0	—
24	0-0	—
25	0-0	—
Total	1,062-261	.803

Duke's Record vs. Ranked		
Rk	W-L	Pct.
1	8-21	.276
2	14-25	.359
3	13-22	.359
4	11-18	.379
5	11-18	.379
6	15-8	.652
7	15-15	.483
8	9-16	.360
9	14-14	.500
10	9-7	.563
11	15-12	.555
12	12-5	.706
13	16-10	.615
14	18-8	.692
15	12-8	.600
16	9-6	.600
17	11-10	.524
18	10-8	.556
19	10-7	.588
20	10-10	.500
21	6-1	.857
22	6-3	.667
23	8-2	.800
24	6-2	.750
25	2-1	.667
Total	270-257	.512

(AP poll only)

TRADITION

1979

1. Indiana State
2. UCLA
3. Michigan State
4. Notre Dame
5. Arkansas
6. DePaul
7. LSU
8. Syracuse
9. North Carolina
10. Marquette

1986

1. Duke ◀
2. Kansas
3. Kentucky
4. St. John's
5. Michigan
6. Georgia Tech
7. Louisville
8. North Carolina
9. Syracuse
10. Notre Dame

1993

1. Indiana
2. Kentucky
3. Michigan
4. North Carolina
5. Arizona
6. Seton Hall
7. Cincinnati
8. Vanderbilt
9. Kansas
10. Duke ◀

2000

1. Duke ◀
2. Michigan State
3. Stanford
4. Arizona
5. Temple
6. Iowa State
7. Cincinnati
8. Ohio State
9. St. John's
10. LSU

2007

1. Ohio State
2. Kansas
3. Wisconsin
4. UCLA
5. Memphis
6. Florida
7. Texas A&M
8. North Carolina
9. Georgetown
10. Nevada

1980

1. DePaul
2. LSU
3. Kentucky
4. Louisville
5. Oregon State
6. Syracuse
7. Indiana
8. Maryland
9. Ohio State
10. Georgetown

1987

1. UNLV
2. North Carolina
3. Indiana
4. Georgetown
5. DePaul
6. Iowa
7. Purdue
8. Temple
9. Alabama
10. Syracuse

1994

1. North Carolina
2. Arkansas
3. Purdue
4. Connecticut
5. Missouri
6. Duke ◀
7. Kentucky
8. Massachusetts
9. Arizona
10. Louisville

2001

1. Duke ◀
2. Stanford
3. Michigan State
4. Illinois
5. Arizona
6. North Carolina
7. Boston College
8. Florida
9. Kentucky
10. Iowa State

2008

1. North Carolina
2. Memphis
3. UCLA
4. Kansas
5. Tennessee
6. Wisconsin
7. Texas
8. Georgetown
9. Duke ◀
10. Stanford

1981

1. DePaul
2. Oregon State
3. Virginia
4. LSU
5. Arizona State
6. North Carolina
7. Indiana
8. Kentucky
9. Notre Dame
10. Utah

1988

1. Temple
2. Arizona
3. Purdue
4. Oklahoma
5. Duke ◀
6. Kentucky
7. North Carolina
8. Pittsburgh
9. Syracuse
10. Michigan

1995

1. UCLA
2. Kentucky
3. Wake Forest
4. North Carolina
5. Kansas
6. Arkansas
7. Massachusetts
8. Connecticut
9. Villanova
10. Maryland

2002

1. Duke ◀
2. Kansas
3. Oklahoma
4. Maryland
5. Cincinnati
6. Gonzaga
7. Arizona
8. Alabama
9. Pittsburgh
10. Connecticut

2009

1. Louisville
2. North Carolina
3. Memphis
4. Pittsburgh
5. Connecticut
6. Duke ◀
7. Oklahoma
8. Michigan State
9. Missouri
10. Gonzaga

1982

1. North Carolina
2. DePaul
3. Virginia
4. Oregon State
5. Missouri
6. Minnesota
7. Georgetown
8. Idaho
9. Memphis State
10. Fresno State

1989

1. Arizona
2. Georgetown
3. Illinois
4. Oklahoma
5. North Carolina
6. Missouri
7. Syracuse
8. Indiana
9. Duke ◀
10. Michigan

1996

1. Massachusetts
2. Kentucky
3. Connecticut
4. Georgetown
5. Kansas
6. Purdue
7. Cincinnati
8. Texas Tech
9. Wake Forest
10. Villanova

2003

1. Kentucky
2. Arizona
3. Oklahoma
4. Pittsburgh
5. Texas
6. Kansas
7. Duke ◀
8. Wake Forest
9. Marquette
10. Florida

2010

1. Kansas
2. Kentucky
3. Duke ◀
4. Syracuse
5. Ohio State
6. West Virginia
7. Kansas State
8. New Mexico
9. Villanova
10. Purdue

1983

1. Houston
2. Louisville
3. St. John's
4. Virginia
5. Indiana
6. UNLV
7. UCLA
8. North Carolina
9. Arkansas
10. Missouri

1990

1. Oklahoma
2. UNLV
3. Connecticut
4. Michigan State
5. Kansas
6. Syracuse
7. Arkansas
8. Georgetown
9. Georgia Tech
10. Purdue

1997

1. Kansas
2. Utah
3. Minnesota
4. North Carolina
5. Kentucky
6. South Carolina
7. UCLA
8. Duke ◀
9. Wake Forest
10. Cincinnati

2004

1. Stanford
2. Kentucky
3. Gonzaga
4. Oklahoma State
5. St. Joseph's
6. Duke ◀
7. Connecticut
8. Mississippi State
9. Pittsburgh
10. Wisconsin

2011

1. Ohio State
2. Kansas
3. Duke ◀
4. Pittsburgh
5. Notre Dame
6. San Diego State
7. North Carolina
8. Texas
9. Connecticut
10. BYU

1984

1. North Carolina
2. Georgetown
3. Kentucky
4. DePaul
5. Houston
6. Illinois
7. Oklahoma
8. Arkansas
9. Texas-El Paso
10. Purdue

1991

1. UNLV
2. Arkansas
3. Indiana
4. North Carolina
5. Ohio State
6. Duke ◀
7. Syracuse
8. Arizona
9. Kentucky
10. Utah

1998

1. North Carolina
2. Kansas
3. Duke ◀
4. Arizona
5. Kentucky
6. Connecticut
7. Utah
8. Princeton
9. Cincinnati
10. Stanford

2005

1. Illinois
2. North Carolina
3. Duke ◀
4. Louisville
5. Wake Forest
6. Oklahoma State
7. Kentucky
8. Washington
9. Arizona
10. Gonzaga

2012

1. Kentucky
2. Syracuse
3. Missouri
4. North Carolina
5. Michigan State
6. Kansas
7. Ohio State
8. Duke ◀
9. Baylor
10. Florida State

1985

1. Georgetown
2. Michigan
3. St. John's
4. Oklahoma
5. Memphis State
6. Georgia Tech
7. North Carolina
8. Louisiana Tech
9. UNLV
10. Duke t

1992

1. Duke ◀
2. Kansas
3. Ohio State
4. UCLA
5. Indiana
6. Kentucky
7. UNLV
8. USC
9. Arkansas
10. Arizona

1999

1. Duke ◀
2. Michigan State
3. Connecticut
4. Auburn
5. Maryland
6. Utah
7. Stanford
8. Kentucky
9. St. John's
10. Miami

2006

1. Duke ◀
2. Connecticut
3. Villanova
4. Memphis
5. Gonzaga
6. Ohio State
7. Boston College
8. UCLA
9. Texas
10. North Carolina

2013

1. Gonzaga
2. Louisville
3. Kansas
4. Indiana
5. Miami [Fl.]
6. Duke ◀
7. Ohio State
8. Georgetown
9. Michigan State
10. New Mexico

ACC Schools at No. 1 (AP)

▶ Duke	127
North Carolina	108
Syracuse	14
N.C. State	13
Virginia	12
Notre Dame	5
Pittsburgh	3
Wake Forest	3
Georgia Tech	1
Boston College	0
Clemson	0
Florida State	0
Maryland	0
Miami	0

AP No. 1 Rankings (Since 1989-90)

▶ Duke	96
North Carolina	52
Kansas	46
Connecticut	29
Arizona	18
UNLV	18
Stanford	16
Illinois	15
Cincinnati	15
Kentucky	15

AP Top 10 Ranking Streak

- Entering the 2013-14 season, Duke has been ranked in the top 10 of the AP Poll an ACC-record 113 consecutive weeks.
- The last time Duke was not ranked in the top 10 was Nov. 19, 2007.

Consecutive Weeks Ranked in the AP Top 10 - ACC

Team	Weeks	Span
Duke	113	11/26/07 - present
Duke	75	12/26/61 - 12/6/66
Duke	69	1/22/91 - 12/26/94
Maryland	68	11/25/72 - 3/2/76
Duke	67	12/20/99 - 3/3/03

Consecutive Weeks Ranked in the AP Top 10 - NCAA

Team	Weeks	Span
UCLA	155	11/15/66 - 1/20/76
Duke	113	11/26/07 - present
Kentucky	91	3/14/94 - 2/15/99
Kansas	76	11/21/94 - 12/7/98
Duke	75	12/26/61 - 12/6/66
Duke	69	1/22/91 - 12/26/94
Maryland	68	11/25/72 - 3/2/76
Duke	67	12/20/99 - 3/3/03
Marquette	66	2/17/70 - 2/26/74
North Carolina	62	3/6/06 - 11/16/09
North Carolina	62	2/26/85 - 1/10/89

Duke Week-by-Week in the Associated Press Poll

Season	PS	1	2	3	4	5	6	7	8	9	10	11	12	13	14	15	16	17	18	19	Dates
1949	--	--	--	--	--	--	--	--	--	--	--	--	--	--	--	--	--	--	--	--	Jan. 20 - March 8
1950	--	--	--	--	--	--	--	--	--	--	--	--	--	--	--	--	--	--	--	--	Jan. 5 - March 7
1951	--	--	--	--	--	--	--	--	--	--	--	--	--	--	--	--	--	--	--	--	Dec. 19 - March 7
1952	12	19	--	--	--	--	--	--	--	--	--	--	15	12	--	--	--	--	--	--	Dec. 11 - March 4
1953	--	--	--	--	--	--	--	--	--	--	18	--	--	--	--	--	--	--	--	--	Dec. 16 - March 10
1954	--	13	--	--	8	9	13	20	8	15	14	10	11	18	15	--	--	--	--	--	Dec. 8 - March 23
1955	17	--	--	18	17	--	--	--	--	--	--	--	--	--	--	--	--	--	--	--	Dec. 7 - March 8
1956	--	--	14	8	11	6	7	10	10	8	11	11	11	19	--	--	--	--	--	--	Dec. 6 - March 6
1957	--	13	9	--	15	16	15	19	--	17	16	--	--	--	--	--	--	--	--	--	Dec. 11 - March 12
1958	--	--	--	--	--	--	--	--	--	13	8	7	6	6	10	--	--	--	--	--	Dec. 10 - March 11
1959	--	--	--	--	--	--	--	--	--	--	--	--	--	--	--	--	--	--	--	--	Dec. 9 - March 9
1960	16	18	--	--	--	--	--	--	--	--	--	--	18	--	--	--	--	--	--	--	Dec. 22 - March 8
1961	8	7	6	8	8	8	8	5	4	3	3	6	9	10	--	--	--	--	--	--	Dec. 13 - March 7
1962	7	--	10	8	10	7	7	6	5	7	8	8	9	10	--	--	--	--	--	--	Dec. 19 - March 13
1963	2	2	2	2	8	7	6	5	4	3	3	3	2	2	2	2	--	--	--	--	Dec. 4 - March 12
1964	4	3	5	8	9	9	10	8	8	7	5	4	4	4	3	--	--	--	--	--	Dec. 10 - March 10
1965	5	8	6	6	8	6	10	10	10	6	6	6	5	8	10	--	--	--	--	--	Dec. 8 - March 9
1966	3	6	1	1	1	1	1	1	1	1	2	2	2	3	2	--	--	--	--	--	Dec. 7 - March 8
1967	4	7	--	--	--	--	--	--	--	--	--	--	--	--	--	--	--	--	--	--	Dec. 6 - March 7
1968	--	--	--	--	--	--	--	--	--	9	--	10	8	10	6	10	--	--	--	--	Dec. 5 - March 12
1969	17	16	9	--	--	--	--	--	--	--	--	--	--	--	--	--	--	--	--	--	Dec. 3 - March 4
1970	--	--	--	--	--	19	19	16	--	--	--	--	--	--	--	--	--	--	--	--	Dec. 9 - March 10
1971	13	--	--	--	--	--	--	--	--	--	--	--	--	--	19	--	--	--	--	--	Dec. 8 - March 16
1972	--	--	--	--	--	--	--	--	--	--	--	--	--	--	--	--	--	--	--	--	Dec. 7 - March 14
1973	--	--	--	--	--	--	--	--	--	--	--	--	--	--	--	--	--	--	--	--	Dec. 5 - March 13
1974	--	--	--	--	--	--	--	--	--	--	--	--	--	--	--	--	--	--	--	--	Dec. 4 - March 27
1975	--	--	--	--	--	--	--	--	--	--	--	--	--	--	--	--	--	--	--	--	Dec. 3 - April 2
1976	--	--	--	--	--	--	--	--	--	--	--	--	--	--	--	--	--	--	--	--	Dec. 2 - March 16
1977	--	--	--	--	--	--	--	--	--	--	--	--	--	--	--	--	--	--	--	--	Nov. 30 - March 15
1978	--	--	--	--	--	--	--	--	17	11	17	--	20	13	15	8	7	--	--	--	Nov. 29 - March 13
1979	1	1	1	1	1	1	5	7	8	7	3	3	5	6	5	6	11	--	--	--	Nov. 28 - March 13
1980	3	2	2	1	1	1	1	5	3	5	10	16	17	--	14	--	--	--	--	--	Dec. 4 - March 4
1981	--	--	--	--	--	--	--	--	--	--	--	--	--	--	--	--	--	--	--	--	Dec. 2 - March 10
1982	--	--	--	--	--	--	--	--	--	--	--	--	--	--	--	--	--	--	--	--	Dec. 1 - March 9
1983	--	--	--	--	--	--	--	--	--	--	--	--	--	--	--	--	--	--	--	--	Nov. 30 - March 15
1984	--	--	--	--	--	--	--	--	--	--	--	--	19	14	15	16	14	--	--	--	Nov. 29 - March 13
1985	6	4	4	3	2	2	2	2	2	5	6	5	7	6	5	7	10	--	--	--	Nov. 27 - March 12
1986	6	6	3	3	3	3	3	3	3	2	5	4	2	2	1	1	1	--	--	--	Nov. 26 - March 11
1987	--	--	--	--	--	20	17	14	12	13	16	15	17	17	14	17	--	--	--	--	Dec. 2 - March 10
1988	15	13	10	10	9	9	9	7	9	5	4	8	6	5	9	8	5	--	--	--	Dec. 1 - March 15
1989	1	1	1	1	1	1	1	1	1	1	1	8	12	14	11	9	9	7	9	--	Nov. 22 - March 14
1990	10	7	6	12	12	13	13	10	8	8	5	4	6	3	5	12	15	--	--	--	Nov. 27 - March 13
1991	6	8	5	10	9	8	8	14	12	9	7	6	5	7	8	6	6	--	--	--	Nov. 27 - March 12
1992	1	1	1	1	1	1	1	1	1	1	1	1	1	1	1	1	1	1	1	--	Nov. 25 - March 16
1993	3	3	4	1	1	1	1	1	3	6	7	5	3	7	9	6	8	10	--	--	Nov. 23 - March 15
1994	4	4	6	4	3	3	3	3	2	5	2	1	2	6	2	2	5	6	--	--	Nov. 22 - March 14
1995	8	8	6	9	9	9	7	11	16	--	--	--	--	--	--	--	--	--	--	--	Nov. 21 - March 13
1996	--	--	12	18	21	20	20	19	--	--	--	--	--	--	--	--	--	--	--	--	Nov. 20 - March 11
1997	10	10	6	10	14	11	12	13	10	13	10	12	8	6	6	7	7	8	--	--	Nov. 19 - March 10
1998	3	3	3	1	1	3	3	3	2	2	1	1	1	2	2	1	1	3	--	--	Nov. 16 - March 6
1999	1	1	1	4	3	2	2	2	2	2	2	2	2	1	1	1	1	1	--	--	Nov. 15 - March 8
2000	10	18	16	17	14	11	10	9	8	6	5	3	3	3	3	2	4	3	1	--	Nov. 15 - March 13
2001	2	2	2	1	1	1	1	3	3	2	2	2	2	3	3	4	2	3	1	--	Nov. 13 - March 12
2002	1	1	1	1	1	1	1	1	1	2	1	1	1	1	1	3	3	3	1	--	Nov. 5 - April 2
2003	6	6	6	4	3	3	3	3	1	1	3	5	9	8	8	6	10	12	7	--	Nov. 11-March 17
2004	2	2	2	6	4	3	3	2	2	2	1	1	1	1	3	5	3	5	6	--	Nov. 10-March 15
2005	11	11	9	10	9	7	6	6	5	5	4	2	4	7	7	7	6	5	3	--	Nov. 15-March 14
2006	1	1	1	1	1	1	1	1	1	1	1	2	2	2	1	1	3	1	--	--	Nov. 14-March 13
2007	12	11	9	11	7	6	6	5	5	11	14	10	8	16	--	18	14	21	--	--	Nov. 6-March 13
2008	13	13	13	7	6	6	6	10	9	9	7	4	3	2	2	5	7	6	7	9	Nov. 5-March 17
2009	8	10	7	4	7	6	5	5	2	3	2	1	4	6	9	7	7	9	6	--	Nov. 10-March 16
2010	9	9	7	6	8	7	7	7	5	8	7	8	10	8	6	5	4	4	3	--	Nov. 2-March 15
2011	1	1	1	1	1	1	1	1	1	1	4	3	5	5	5	1	4	5	3	--	Nov. 15-March 14
2012	6	6	6	4	7	7	7	7	5	8	4	8	7	10	5	5	4	6	8	--	Nov. 7-March 12
2013	8	8	5	2	2	2	1	1	1	1	3	1	5	4	2	6	3	3	2	6	Nov. 5-March 18

TRADITION

UPI Polls

Final Top 10 (Coaches 1951-92)

1951

- 1. Kentucky
2. Oklahoma State
3. Kansas State
4. Illinois
5. Columbia
6. Bradley
7. N.C. State
8. Indiana
9. St. John's
10. BYU

1952

- 1. Kentucky
2. Illinois
3. Kansas
4. Duquesne
5. Washington
6. Kansas State
7. St. Louis
8. Iowa
9. St. John's
10. Wyoming

1953

- 1. Indiana
2. Washington
3. LaSalle
4. Seton Hall
5. Kansas
6. LSU
7. Oklahoma State
8. N.C. State
9. Kansas State
10. Illinois

1954

- 1. Indiana
2. Kentucky
3. Duquesne
4. Oklahoma State
5. Notre Dame
6. W. Kentucky
7. Kansas
8. LSU
9. Holy Cross
10. Iowa

1955

- 1. San Francisco
2. Kentucky
3. LaSalle
4. Utah
5. Iowa
6. N.C. State
7. Duquesne
8. Oregon State
9. Marquette
10. Dayton

1956

- 1. San Francisco
2. N.C. State
3. Dayton
4. Iowa
5. Alabama
6. SMU
7. Louisville
8. Illinois
9. UCLA
10. Vanderbilt

1957

- 1. North Carolina
2. Kansas
3. Kentucky
4. SMU
5. Seattle
6. California
7. Michigan State
8. Louisville
9. UCLA
10. St. Louis

1958

- 1. West Virginia
2. Cincinnati
3. San Francisco
4. Kansas State
5. Temple
6. Maryland
7. Notre Dame
8. Kansas
9. Dayton
10. Indiana

1959

- 1. Kansas State
2. Kentucky
3. Michigan State
4. Cincinnati
5. N.C. State
6. North Carolina
7. Mississippi State
8. Bradley
9. California
10. Auburn

1960

- 1. California
2. Cincinnati
3. Ohio State
4. Bradley
5. Utah
6. West Virginia
7. Utah State
8. Georgia Tech
9. Villanova
10. Indiana

1961

- 1. Ohio State
2. Cincinnati
3. St. Bonaventure
4. Kansas State
5. USC
6. North Carolina
7. Bradley
8. St. John's
9. Duke
10. Wake Forest

1962

- 1. Ohio State
2. Cincinnati
3. Kentucky
4. Mississippi State
5. Kansas State
6. Bradley
7. Wake Forest
8. Colorado
9. Bowling Green
10. Utah

1963

- 1. Cincinnati
2. Duke
3. Arizona State
4. Loyola, Chicago
5. Illinois
6. Wichita State
7. Mississippi State
8. Ohio State
9. Colorado
10. Stanford

1964

- 1. UCLA
2. Michigan
3. Kentucky
4. Duke
5. Oregon State
6. Wichita State
7. Villanova
8. Loyola, Chicago
9. Texas-El Paso
10. Davidson

1965

- 1. Michigan
2. UCLA
3. St. Joseph's
4. Providence
5. Vanderbilt
6. BYU
7. Davidson
8. Minnesota
9. Duke
10. San Francisco

1966

- 1. Kentucky
2. Duke
3. Texas-El Paso
4. Kansas
5. Loyola, Chicago
6. St. Joseph's
7. Michigan
8. Vanderbilt
9. Cincinnati
10. Providence

1967

- 1. UCLA
2. Louisville
3. North Carolina
4. Kansas
5. Princeton
6. Houston
7. W. Kentucky
8. Texas-El Paso
9. Tennessee
10. Boston College

1968

- 1. Houston
2. UCLA
3. St. Bonaventure
4. North Carolina
5. Kentucky
6. Columbia
7. New Mexico
8. Louisville
9. Davidson
10. Marquette

1969

- 1. UCLA
2. North Carolina
3. Davidson
4. Santa Clara
5. Kentucky
6. LaSalle
7. Purdue
8. St. John's
9. New Mexico St.
10. Duquesne

1970

- 1. Kentucky
2. UCLA
3. St. Bonaventure
4. New Mexico St.
5. Jacksonville
6. South Carolina
7. Iowa
8. Notre Dame
9. Drake
10. Marquette

1971

- 1. UCLA
2. Marquette
3. Pennsylvania
4. Kansas
5. USC
6. South Carolina
7. W. Kentucky
8. Kentucky
9. Fordham
10. Ohio State

1972

- 1. UCLA
2. North Carolina
3. Pennsylvania
4. Louisville
5. South Carolina
6. Long Beach State
7. Marquette
8. SW Louisiana
9. BYU
10. Florida State

1973

- 1. UCLA
2. N.C. State
3. Long Beach State
4. Marquette
5. Providence
6. Indiana
7. Kansas State
8. SW Louisiana
9. Minnesota
10. Maryland

1974

- 1. N.C. State
2. UCLA
3. Notre Dame
4. Maryland
5. Marquette
6. Providence
7. Vanderbilt
8. North Carolina
9. Indiana
10. Kansas

1975

- 1. Indiana
2. UCLA
3. Louisville
4. Kentucky
5. Maryland
6. Marquette
7. Arizona State
8. Alabama
9. N.C. State
10. North Carolina

1976

- 1. Indiana
2. Marquette
3. Rutgers
4. UNLV
5. UCLA
6. North Carolina
7. Alabama
8. Notre Dame
9. Michigan
10. Washington

1977

- 1. Michigan
2. San Francisco
3. North Carolina
4. UCLA
5. Kentucky
6. UNLV
7. Arkansas
8. Tennessee
9. Syracuse
10. Utah

1978

- 1. Kentucky
2. UCLA
3. Marquette
4. New Mexico
5. Michigan State
6. Arkansas
7. DePaul
8. Kansas
9. Duke
10. North Carolina

1979

- 1. Indiana State
2. UCLA
3. North Carolina
4. Michigan State
5. Notre Dame
6. Arkansas
7. Duke
8. DePaul
9. LSU
10. Syracuse

1980

- 1. DePaul
2. LSU
3. Kentucky
4. Louisville
5. Oregon State
6. Syracuse
7. Indiana
8. Maryland
9. Ohio State
10. Georgetown

1981

- 1. DePaul
2. Oregon State
3. Virginia
4. LSU
5. Arizona State
6. North Carolina
7. Indiana
8. Kentucky
9. Notre Dame
10. Utah

1982

- 1. North Carolina
2. DePaul
3. Virginia
4. Oregon State
5. Missouri
6. Minnesota
7. Georgetown
8. Idaho
9. Memphis State
10. Fresno State

1983

- 1. Houston
2. Louisville
3. St. John's
4. Virginia
5. Indiana
6. UNLV
7. UCLA
8. North Carolina
9. Arkansas
10. Kentucky

1984

- 1. North Carolina
2. Georgetown
3. Kentucky
4. DePaul
5. Houston
6. Illinois
7. Arkansas
8. Oklahoma
9. Texas-El Paso
10. Maryland

1985

- 1. Georgetown
2. Michigan
3. St. John's
4. Memphis State
5. Oklahoma
6. Georgia Tech
7. North Carolina
8. Louisiana Tech
9. UNLV
10. Illinois

1986

- 1. Duke
2. Kansas
3. St. John's
4. Kentucky
5. Michigan
6. Georgia Tech
7. Louisville
8. North Carolina
9. Syracuse
10. UNLV

1987

- 1. UNLV
2. Indiana
3. North Carolina
4. Georgetown
5. DePaul
6. Purdue
7. Iowa
8. Temple
9. Alabama
10. Syracuse

1988

- 1. Temple
2. Arizona
3. Purdue
4. Oklahoma
5. Duke
6. Kentucky
7. Pittsburgh
8. North Carolina
9. Syracuse
10. Michigan

1989

- 1. Arizona
2. Georgetown
3. Illinois
4. North Carolina
5. Oklahoma
6. Indiana
7. Duke
8. Missouri
9. Syracuse
10. Michigan

1990

- 1. Oklahoma
2. UNLV
3. Connecticut
4. Michigan State
5. Kansas
6. Syracuse
7. Georgia Tech
8. Arkansas
9. Georgetown
10. Purdue

1991

- 1. UNLV
2. Arkansas
3. Indiana
4. North Carolina
5. Ohio State
6. Duke
7. Arizona
8. Syracuse
9. Nebraska
10. Utah

1992

- 1. Duke
2. Kansas
3. Ohio State
4. Indiana
5. UCLA
6. USC
7. Arizona
8. Arkansas
9. Kentucky
10. Oklahoma State

1993

- 1. Indiana
2. North Carolina
3. Michigan
4. Kentucky
5. Arizona
6. Seton Hall
7. Cincinnati
8. Vanderbilt
9. Kansas
10. Duke

USA Today Poll Final Top 10 (1983-92)

1983

- 1. Houston
2. Louisville
3. St. John's
4. Indiana
5. Virginia
6. North Carolina
7. UNLV
8. UCLA
9. Boston College
10. Villanova

1985

- 1. Georgetown
2. Michigan
3. St. John's
4. Oklahoma
5. Memphis State
6. Georgia Tech
7. Louisiana Tech
8. North Carolina
9. UNLV
10. Duke

1986

- 1. Duke
2. Kansas
3. Kentucky
4. St. John's
5. Georgia Tech
6. Michigan
7. North Carolina
8. Louisville
9. Syracuse
10. Notre Dame

1987

- 1. UNLV
2. Indiana
3. North Carolina
4. Georgetown
5. Iowa
6. DePaul
7. Alabama
8. Purdue
9. Temple
10. Syracuse

1988

- 1. Temple
2. Arizona
3. Oklahoma
4. Purdue
5. Kentucky
6. Duke
7. North Carolina
8. Pittsburgh
9. Syracuse
10. Michigan

1989

- 1. Arizona
2. Georgetown
3. Illinois
4. North Carolina
5. Indiana
6. Oklahoma
7. Syracuse
8. Duke
9. Missouri
10. Michigan

1990

- 1. Oklahoma
2. UNLV
3. Connecticut
4. Michigan State
5. Kansas
6. Syracuse
7. Arkansas
8. Georgia Tech
9. Georgetown
10. Missouri

1991

- 1. Duke
2. UNLV
3. Kansas
4. North Carolina
5. Arkansas
6. Seton Hall
7. St. John's
8. Ohio State
9. Indiana
10. Arizona

1992

- 1. Duke
2. Kansas
3. Ohio State
4. Indiana
5. UCLA
6. USC
7. Arizona
8. Arkansas
9. Kentucky
10. Oklahoma State

USA Today/ CNN Polls Final Top 10 (Coaches 1993-98)

1993

- 1. North Carolina
2. Michigan
3. Kentucky
4. Kansas
5. Indiana
6. Cincinnati
7. Florida State
8. Vanderbilt
9. Duke
10. Arkansas

1994

1. Arkansas
2. **Duke** ◀
3. Arizona
4. Florida
5. Purdue
6. Missouri
7. Connecticut
8. Michigan
9. North Carolina
10. Louisville

1995

1. UCLA
2. Arkansas
3. North Carolina
4. Oklahoma State
5. Kentucky
6. Connecticut
7. Massachusetts
8. Virginia
9. Wake Forest
10. Kansas

1996

1. Kentucky
2. Massachusetts
3. Syracuse
4. Mississippi State
5. Kansas
6. Cincinnati
7. Georgetown
8. Connecticut
9. Wake Forest
10. Texas Tech

1997

1. Arizona
2. Kentucky
3. Minnesota
4. North Carolina
5. Kansas
6. Utah
7. UCLA
8. Clemson
9. Wake Forest
10. Louisville

1998

1. Kentucky
2. Utah
3. North Carolina
4. Stanford
5. **Duke** ◀
6. Arizona
7. Connecticut
8. Kansas
9. Purdue
10. Michigan State

**USA Today/
ESPN Polls**

*Final Top 10
(Coaches 1999-p)*

1999

1. Connecticut
2. **Duke** ◀
3. Michigan State
4. Ohio State
5. Kentucky
6. St. John's
7. Auburn
8. Maryland
9. Stanford
10. Utah

2000

1. Michigan State
2. Florida
3. Iowa State
4. **Duke** ◀
5. Stanford
6. Oklahoma State
7. Cincinnati
8. Arizona
9. Tulsa
10. Temple

2001

1. **Duke** ◀
2. Arizona
3. Michigan State
4. Maryland
5. Stanford
6. Illinois
7. Kansas
8. Kentucky
9. Mississippi
10. North Carolina

2002

1. Maryland
2. Kansas
3. Indiana
4. Oklahoma
5. **Duke** ◀
6. Oregon
7. Connecticut
8. Cincinnati
9. Pittsburgh
10. Arizona

2003

1. Syracuse
2. Kansas
3. Texas
4. Kentucky
5. Arizona
6. Marquette
7. Oklahoma
8. Pittsburgh
9. **Duke** ◀
10. Maryland

2004

1. Connecticut
2. **Duke** ◀
3. Georgia Tech
4. Oklahoma State
5. St. Joseph's
6. Stanford
7. Pittsburgh
8. Kentucky
9. Kansas
10. Texas

2005

1. North Carolina
2. Illinois
3. Louisville
4. Michigan State
5. Kentucky
6. Arizona
7. **Duke** ◀
8. Oklahoma State
9. Washington
10. Wisconsin

2006

1. Florida
2. UCLA
3. LSU
4. Connecticut
5. Villanova
6. Memphis
7. **Duke** ◀
8. George Mason
9. Texas
10. Gonzaga

2007

1. Florida
2. Ohio State
3. UCLA
4. Georgetown
5. Kansas
6. North Carolina
7. Memphis
8. Oregon
9. Texas A&M
10. Pittsburgh

2008

1. Kansas
2. Memphis
3. North Carolina
4. UCLA
5. Texas
6. Louisville
7. Tennessee
8. Xavier
9. Davidson
10. Wisconsin

2009

1. North Carolina
2. Michigan State
3. Connecticut
4. Villanova
5. Louisville
6. Pittsburgh
7. Oklahoma
8. Missouri
9. Memphis
10. Kansas

2010

1. **Duke** ◀
2. Butler
3. West Virginia
4. Michigan State
5. Kentucky
6. Kansas
7. Kansas State
8. Syracuse
9. Tennessee
10. Baylor

2011

1. Connecticut
2. Butler
3. Kentucky
4. Kansas
5. Ohio State
6. VCU
7. **Duke** ◀
8. North Carolina
9. Arizona
10. Florida

2012

1. Kentucky
2. Kansas
3. Ohio State
4. Louisville
5. Syracuse
6. North Carolina
7. Michigan State
8. Baylor
9. Florida
10. Marquette

2013

1. Louisville
2. Michigan
3. Syracuse
4. Wichita State
5. **Duke** ◀
6. Ohio State
7. Indiana
8. Kansas
9. Florida
10. Miami [Fla.]

Regular Season Poll Titles

School	AP	Coaches	Total Titles	First	Last
Kentucky	9	7	16	1949	2012
▶ Duke	7	8	15	1986	2010
UCLA	8	7	15	1964	1995
North Carolina	6	5	11	1957	2009
Indiana	3	5	8	1953	1993
Ohio State	4	2	6	1961	2011
DePaul	2	2	4	1980	1981
Houston	2	2	4	1968	1983
Michigan	2	2	4	1965	1977
San Francisco	2	2	4	1955	1956
UNLV	2	2	4	1987	1991
Kansas	2	2	4	1997	2010
Connecticut	1	2	3	1999	2011
Cincinnati	2	1	3	1960	1963
Arizona	1	1	2	1989	1989
Florida	0	2	2	2006	2007
Georgetown	1	1	2	1985	1985
Illinois	1	1	2	2005	2005
Indiana State	1	1	2	1979	1979
Kansas State	1	1	2	1959	1959
Massachusetts	1	1	2	1996	1996
N.C. State	1	1	2	1974	1974
Oklahoma	1	1	2	1990	1990
Stanford	1	1	2	2004	2004
Temple	1	1	2	1988	1988
West Virginia	1	1	2	1958	1958
Louisville	1	1	2	2009	2013
Arkansas	0	1	1	1994	1994
Bradley	1	0	1	1950	1950
Gonzaga	1	0	1	2013	2013
California	0	1	1	1960	1960

Note: Duke is the only team to finish the regular season at No. 1 in the rankings four straight seasons. Each year from 1998-99 through 2001-02, the Blue Devils topped both the AP and coaches' polls at the end of the regular season.

Retired Jerseys


Duke has set aside a day to recognize one of its own on 13 occasions. Thirteen banners hang from the rafters of Cameron Indoor Stadium, honoring each of those events. It's officially known as Retirement Day.

There is no higher honor than having your basketball number and jersey retired, and 13 times Duke University has done just that. The names reverberate in prestige — Shane Battier, Johnny Dawkins, Danny Ferry, Mike Gminski, Dick Groat, Art Heyman, Grant Hill, Bobby Hurley, Christian Laettner, Jeff Mullins, J.J. Redick, Jason Williams and Shelden Williams.

Though there is no 'official' criteria to have a jersey retired at Duke, a player must achieve at a national level — earn National Player of the Year or National Defensive Player of the Year honors, set an NCAA record, win a gold medal representing his country in the Olympics or earn All-America recognition. What distinguishes Duke's retired jersey players from many other schools is the main criteria. No jersey will be retired at Duke unless the player has earned his degree.

Groat was the first Blue Devil to be so honored when his No. 10 was officially retired on May 1, 1952. It would not be until February 20, 1980, that the next jersey would be retired at Duke — Gminski's No. 43. In the early 1990s, Heyman's No. 25 and Mullins' No. 44 were retired nearly three decades after their Duke playing days.

After Mike Krzyzewski's arrival in 1980 and Duke's dominant run that began in the middle of that decade, nine players had their jerseys retired, starting with Dawkins in 1986 and ending with J.J. Redick and Shelden Williams in 2007.



Shane Battier began his career at Duke with a solid freshman season as an ACC All-Freshman Team selection, averaging 7.6 points and 6.4 rebounds per game in 1997-98. By his sophomore year, Battier was proving to be an outstanding defensive player, earning his first of an eventual three NABC National Defensive Player of the Year awards. Battier helped lead the 1999 Blue Devils to the NCAA Championship game and a 37-2 record, making them the number one team in the final AP poll. The honors kept mounting in Battier's junior year. In addition to the NABC Co-Defensive Player of the Year award, he earned second team All-America, first team All-ACC, first team All-ACC Tournament and first team Academic All-America honors. He led Duke in scoring (17.4 ppg), blocked shots (70) and three-point percentage (.444). Battier's outstanding career at Duke was capped with a national championship in 2001 along with the ACC regular season title and the ACC Tournament title. As a senior in 2000-01, Battier averaged 19.9 points, 7.3 rebounds, 2.3 blocks, 2.1 steals and 1.8 assists. He was named the 2001 consensus National Player of the Year, NABC National Defensive Player of the Year, first team All-America, Verizon Academic All-America, Final Four Most Outstanding Player, ACC Co-Player of the Year, ACC Tournament Most Valuable Player, first team All-ACC and ACC All-Defensive Team. Battier was the sixth pick in the 2001 NBA Draft and was named to the 2002 NBA All-Rookie Team.

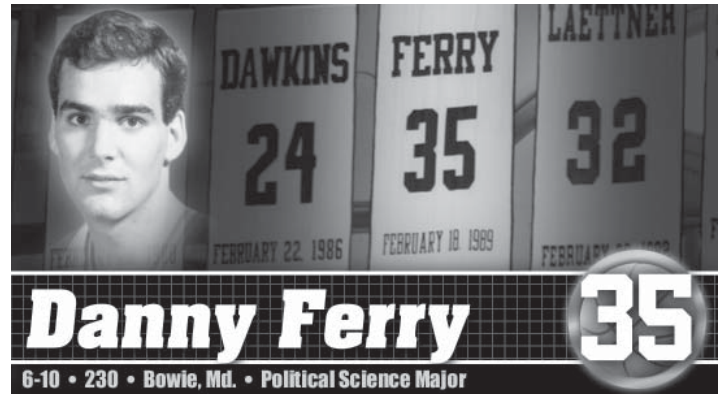

Retirement Day

10 - Dick Groat	May 1, 1952
25 - Art Heyman	March 4, 1990
44 - Jeff Mullins	December 6, 1994
43 - Mike Gminski	February 20, 1980
24 - Johnny Dawkins	February 22, 1986
35 - Danny Ferry	February 18, 1989
32 - Christian Laettner	February 26, 1992
11 - Bobby Hurley	February 28, 1993
33 - Grant Hill	February 27, 1994
31 - Shane Battier	February 21, 2001
22 - Jason Williams	February 5, 2003
23 - Shelden Williams	January 28, 2007
4 - J.J. Redick	February 4, 2007

TRADITION

Battier's Career Statistics

Year	G	FG-FGA	Pct	FT-FTA	Pct	Reb-Avg	Pts-Avg
1997-98	36	96-178	.539	79-108	.731	230-6.4	275-7.6
1998-99	37	114-209	.545	71-98	.724	180-4.9	338-9.1
1999-00	34	190-383	.496	134-164	.817	192-5.6	593-17.4
2000-01	39	251-533	.471	152-191	.796	285-7.3	778-19.9
Totals	146	651-1303	.500	436-561	.777	887-6.1	1984-13.6



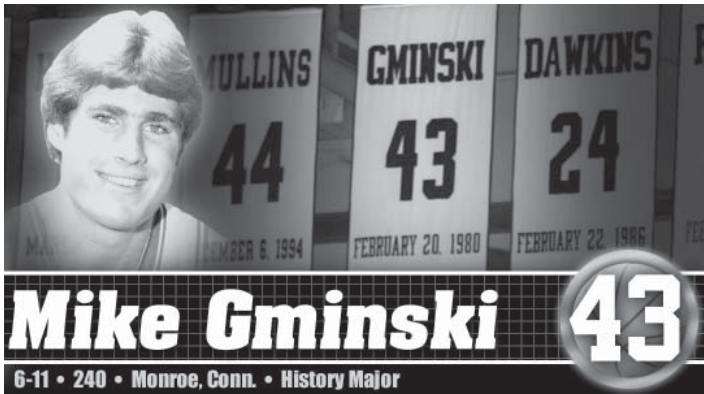
Johnny Dawkins was part of the freshman class that would be the beginning of modern Duke basketball. Dawkins was a Freshman All-America and second team All-ACC selection in 1983, scoring in double figures in 27 of 28 games. As a sophomore, Dawkins averaged 19.4 points per game and was selected to the second team All-ACC and first team All-ACC Tournament. Dawkins earned first team All-America and first team All-ACC honors as a junior, averaging 18.8 points per game and was the team MVP for the third year in a row. As a senior in 1985-86, Dawkins led the team to a 37-3 record and the NCAA Championship game as well as the Big Apple NIT title, ACC regular season title, and ACC Tournament title. He was named the National Player of the Year, East Regional MVP, All-Final Four, first team All-America, first team All-ACC and ACC Tournament MVP. He led Duke in scoring for four consecutive years. Duke's second all-time leading scorer, Dawkins amassed 2,556 points in his career as a Blue Devil. He is Duke's all-time leader in field goals made and field goals attempted. He was the 10th pick overall in the 1986 NBA Draft and played in the NBA from 1986-95. He was on the Duke coaching staff for 11 years and is currently the head coach at Stanford University.

As a freshman in 1985-86, Danny Ferry was an integral part of the record-setting Blue Devil team that was 37-3 and made it to the National Championship game as well as winning the ACC Championship. By Ferry's sophomore season, he led Duke in scoring, rebounds and assists, earning him second team All-ACC honors. As a junior, Ferry had a 19.1 points per game scoring average and led the team in scoring, rebounding, minutes, free throw percentage and blocked shots. His junior season he was first team All-America, a National Player of the Year finalist, ACC Player of the Year, winner of the McKeelin Award for the ACC's top athlete, MVP of the ACC Tournament and the NCAA East Regional and was first team All-ACC. In Ferry's senior year, he helped his team advance to the Final Four and led the ACC with a 22.6 scoring average. Among the numerous accolades he earned his senior year were: National Player of the Year, first team All-America, ACC Player of the Year, winner of the McKeelin Award, MVP of the East Regional and USA Today Collegiate Achiever of the Year. He was the first player in ACC history to compile 2,000 points, 1,000 rebounds and 500 assists. Ferry was the number two pick in the 1989 NBA Draft and he played in the NBA from 1990-2003, winning the NBA championship in 2003 with the San Antonio Spurs.

Dawkins' Career Statistics							
Year	G	FG-FGA	Pct	FT-FTA	Pct	Reb-Avg	Pts-Avg
1982-83	28	207-414	.500	73-107	.682	115-4.1	506-18.1
1983-84	34	263-547	.481	133-160	.831	138-4.1	659-19.4
1984-85	31	225-455	.495	132-166	.795	141-4.5	582-18.8
1985-86	40	331-603	.549	147-181	.812	142-3.6	809-20.2
Totals	133	1026-2019	.508	485-614	.789	536-4.0	2556-19.2

Ferry's Career Statistics							
Year	G	FG-FGA	Pct	FT-FTA	Pct	Reb-Avg	Pts-Avg
1985-86	40	91-198	.460	54-86	.628	221-5.5	236-5.9
1986-87	33	172-383	.449	92-109	.844	256-7.8	461-14.0
1987-88	35	247-519	.476	135-163	.828	266-7.6	667-19.1
1988-89	35	300-575	.522	146-193	.756	260-7.4	791-22.6
Totals	143	810-1675	.484	427-551	.775	1003-7.0	2155-15.1

TRADITION



Mike Gminski 43

6-11 • 240 • Monroe, Conn. • History Major

Mike Gminski got off to a huge start as a freshman Blue Devil, averaging 15.3 points and 10.7 rebounds per game and subsequently being named ACC Co-Rookie of the Year in 1977. His sophomore year, Gminski led Duke to the ACC Championship and the NCAA Championship game. Gminski averaged 20 points and 10 rebounds per game on his way to earning first team All-ACC, All-NCAA Final Four, All-East Regional and CoSIDA Academic All-America. In Gminski's junior season, he was named ACC Player of the Year, first team CoSIDA Academic All-America and team Co-MVP along with Jim Spanarkel. Gminski averaged 18.8 points per game and 9.2 rebounds as the Blue Devils claimed a first-place tie in the ACC. In Gminski's senior year, he was a first team All-America selection and averaged 21.3 points and 10.9 rebounds per game. For the third time, Gminski was All-ACC and was named to the All-ACC Tournament first team. His senior year of 1979-80, Gminski was also named to the CoSIDA Academic All-America team for the third time and was the Big Four Tournament MVP. He finished his career at Duke with 2,323 points, 1,242 rebounds and 345 blocked shots. He ranks second on Duke's all-time rebounds and blocked shots list and is fourth on Duke's career scoring chart. In 2006, he was named to the CoSIDA Academic All-America Hall of Fame. Gminski was the number seven pick in the 1980 NBA Draft and played 14 years in the NBA with New Jersey, Philadelphia, Charlotte and Milwaukee.



Dick Groat 10

6-0 • 180 • Swissvale, Pa. • History Major

As a sophomore in 1949-50, Dick Groat was second team All-Southern Conference, averaging 14.5 points per game. By his junior season of 1950-51, Groat was named the Most Valuable Player of the Southern Conference Tournament and won the McKeivin Award for the Southern Conference Athlete of the Year. He made several All-America squads and was an all-state selection as well. In his junior year, Groat scored a national record of 831 points. He also set the national free throw record with 261. Groat's senior year of 1951-52 was marked by even more prestigious honors as he was named the National Player of the Year and once again the recipient of the McKeivin Award. Additionally, Groat was a first team All-America selection on the baseball diamond and he led the Blue Devils to their first College World Series appearance. After graduating from Duke, Groat was a first-round draft pick in the 1952 NBA Draft. A two-time All-America, All-Big South and All-Big Four selection in baseball, Groat went on to play 14 years in Major League Baseball. He was a three-time All-Star with the Pittsburgh Pirates and the St. Louis Cardinals and was named the National League MVP in 1960 with a league-leading .325 batting average as the Pirates won the World Series. He also won a second world title with the Cardinals in 1964. Groat became the first Blue Devil to have his jersey retired on May 1, 1952.


TRADITION

Gminski's Career Statistics

Year	G	FG-FGA	Pct	FT-FTA	Pct	Reb-Avg	Pts-Avg
1976-77	27	175-340	.515	64-91	.703	289-10.7	414-15.3
1977-78	32	246-450	.547	148-176	.841	319-10.0	640-20.0
1978-79	30	218-420	.519	129-177	.729	275-9.2	565-18.8
1979-80	33	262-487	.538	180-214	.841	359-10.9	704-21.3
Totals	122	901-1697	53.0	521-658	.791	1242-10.1	2323-19.0

Groat's Career Statistics

Year	G	FG-FGA	Pct	FT-FTA	Pct	Reb-Avg	Pts-Avg
1949-50	19	109-256	.426	57-98	.582	NA	275-14.5
1950-51	33	285-713	.400	261-331	.789	NA	831-25.2
1951-52	30	288-700	.411	204-281	.726	229-7.6	780-26.0
Totals	82	682-1669	.409	522-710	.735	NA	1886-23.0



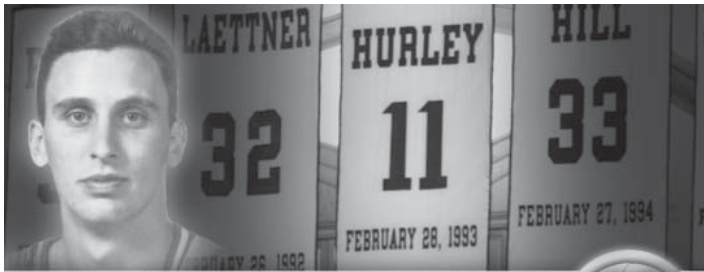
Art Heyman immediately made a huge impact at Duke as a freshman in 1959-60, averaging more than 30 points per game and recording a single-game high of 47 points. As a co-captain his sophomore year, Heyman earned All-America honors and was the nation's number eight scorer with a 25.2 scoring average. He also averaged 10.9 rebounds per game and led Duke in nearly every statistical category in 1960-61. Once again an All-America selection as a junior in 1962, Heyman averaged 25.3 points and 11.2 rebounds per game. After leading the Blue Devils in nearly every statistical category, Heyman was a near unanimous selection on the All-ACC first team. As a senior in 1962-63, Heyman left his mark on Duke by helping the team earn its first trip to the Final Four. Heyman was the 1963 ACC Player of the Year and ACC Tournament MVP as his team captured the ACC Championship. For the third year in a row, Heyman earned All-America honors along with being named the National Player of the Year. He scored 29 points and pulled down 12 rebounds in the NCAA semifinals against Loyola and was named Most Outstanding Player at the Final Four. Heyman's 25.1 scoring average ranks first in Duke's career record book. After graduating from Duke, Heyman was the top player taken in the 1963 NBA Draft.

Grant Hill got off to a solid start as a freshman, earning Freshman All-America, ACC All-Freshman and second team All-ACC Tournament honors playing on Duke's first national championship team in 1990-91. Hill's sophomore season was once again marked by being a part of the national championship team that was the top-ranked squad in the country from start to finish. He averaged 14.0 points, 5.7 rebounds and 3.7 assists on his way to earning second team All-America honors by UPI, honorable mention All-America accolades by the Associated Press, All-Final Four, second team All-ACC, Basketball Times All-Region and USBWA All-District honors in 1992. In Hill's junior year, he averaged 18.0 points and 6.4 rebounds per game. He was awarded the Henry Iba Corinthian Award for the nation's top defender as well as being named second team All-America by UPI and USBWA, third team All-America by AP and first team All-ACC. In 1994, Hill's senior season, he led the Blue Devils back to the Final Four and averaged 17.4 points and 6.9 rebounds per game. He became the first player in ACC history to have more than 1,900 points, 700 rebounds, 400 assists, 200 steals and 100 blocked shots. Hill was first team All-America, Street & Smith's National Player of the Year, a finalist for the Wooden Award, Naismith Award and RCA/USBWA Award given to the National Player of the Year. Hill also garnered ACC Player of the Year, Southeast Regional MVP and All Final-Four honors on his way to being the number three pick in the 1994 NBA Draft. Hill, the 1995 co-winner of the NBA Rookie of the Year Award, is a five-time NBA All-Star.

Heyman's Career Statistics							
Year	G	FG-FGA	Pct	FT-FTA	Pct	Reb-Avg	Pts-Avg
1960-61	25	229-488	.469	171-263	.650	272-10.9	629-25.2
1961-62	24	219-506	.433	170-276	.616	269-11.2	608-25.3
1962-63	30	265-586	.452	217-314	.691	324-10.8	747-24.9
Totals	79	713-1580	.451	558-853	.654	865-10.9	1984-25.1

Hill's Career Statistics							
Year	G	FG-FGA	Pct	FT-FTA	Pct	Reb-Avg	Pts-Avg
1990-91	36	160-310	.516	81-133	.609	183-5.1	402-11.2
1991-92	33	182-298	.611	99-135	.733	187-5.7	463-14.0
1992-93	26	185-320	.578	94-126	.746	166-6.4	468-18.0
1993-94	34	218-472	.462	116-165	.703	233-6.9	591-17.4
Totals	129	745-1400	.532	390-559	.698	769-6.0	1924-14.9

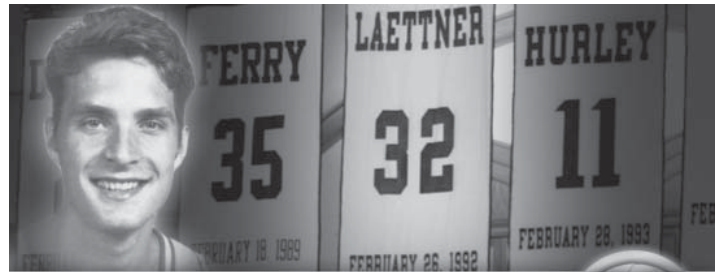
TRADITION



Bobby Hurley



6-2 • 165 • Jersey City, N.J. • Political Science Major



Christian Laettner



6-11 • 235 • Angola, N.Y. • Sociology Major

Bobby Hurley made an immediate impact on Duke as a freshman, starting in all 38 games as the Blue Devils advanced to the 1990 Final Four. In his first year he was named first team Freshman All-America by Basketball Times and honorable mention All-America by The Sporting News. In Hurley's sophomore season of 1990-91, the Blue Devils captured the ACC title and their first national championship and Hurley earned honorable mention All-America accolades by AP. Hurley was named All-Final Four, third team All-ACC and Midwest Regional MVP. In 1991-92, Hurley's junior year, Duke went 34-2 and once again won the national championship along with the ACC regular season title and the ACC Tournament Championship. Hurley averaged 13.2 points and 7.6 assists as he was named NABC first team All-America and a National Player of the Year finalist. He was also the MVP of the Final Four, third team All-America by AP and UPI, second team All-ACC, first team All-ACC Tournament and All-East Regional. Hurley was named consensus first team All-America, first team All-ACC and was a finalist for the Wooden Award given to the National Player of the Year as a senior in 1992-93. He averaged 17.0 points and 8.2 assists and set the NCAA career assists record with 1,076. Hurley's 264 three-pointers set the school record and still rank fourth all-time at Duke. Hurley also set the school record for assists in a season with 289 as a sophomore and holds the top three single-season assist marks at Duke. Hurley was the number seven pick in the 1993 NBA Draft. He had a five-year NBA career with Sacramento and Vancouver.

Christian Laettner has become a name synonymous with success, as he was part of four Duke Final Four teams. As a freshman in 1988-89, he averaged 8.9 points per game and was named All-East Regional and second team All-ACC Tournament. In Laettner's sophomore season of 1989-90, he averaged 16.3 points and 9.6 rebounds and was named third team All-America, second team All-ACC and MVP of the East Regional. The third trip was the charm for Laettner as the 1991 team captured Duke's first National Championship. Laettner's awards mounted his junior year as he was named second team All-America, MVP of the Final Four, the McKeelin Award winner for ACC Athlete of the Year, first team All-ACC and All-Midwest Regional. Laettner averaged 19.8 points, 8.7 rebounds, had 75 steals, 44 blocked shots and a 57.5 field goal percentage. As a senior in 1991-92, Laettner once again helped lead the Blue Devils to the National Championship, the ACC regular season title and the ACC Tournament Championship as the squad compiled a 34-2 record and managed to hold the No. 1 position in the national rankings every week of the season. Laettner was the National Player of the Year, ACC Player of the Year, ACC Athlete of the Year, ACC Tournament MVP and MVP of the East Regional. With 2,460 points and 1,149 rebounds during his collegiate career, Laettner ranks third in both categories in the Duke record books. His 713 free throws made at Duke are a school record. Laettner was the third player taken in the 1992 NBA Draft and played 12 seasons in the NBA.

TRADITION

Hurley's Career Statistics

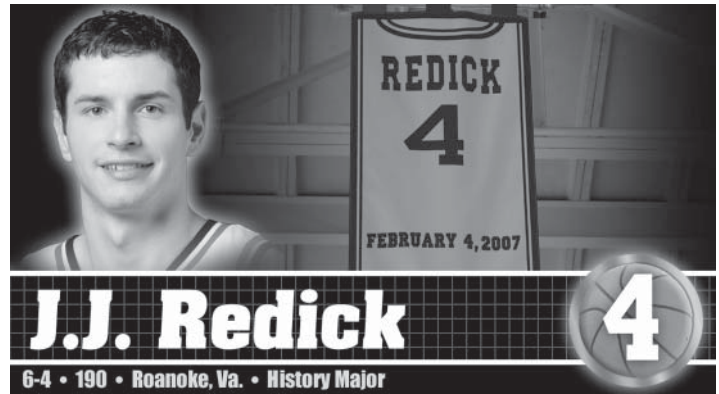
Year	G	FG-FGA	Pct	FT-FTA	Pct	Reb-Avg	Pts-Avg
1989-90	38	92-262	.351	110-143	.769	68-1.8	335-8.8
1990-91	39	141-333	.423	83-114	.728	93-2.4	441-11.3
1991-92	31	123-284	.433	105-133	.789	61-2.0	410-13.2
1992-93	32	157-373	.421	143-178	.803	84-2.6	545-17.0
Totals	140	513-1252	.410	441-568	.776	306-2.2	1731-12.4

Laettner's Career Statistics

Year	G	FG-FGA	Pct	FT-FTA	Pct	Reb-Avg	Pts-Avg
1988-89	36	115-159	.723	88-121	.727	170-4.7	319-8.9
1989-90	38	194-380	.511	225-269	.836	364-9.6	619-16.3
1990-91	39	271-471	.575	211-263	.802	340-8.7	771-19.8
1991-92	35	254-442	.575	189-232	.815	275-7.9	751-21.5
Totals	148	834-1452	.574	713-885	.806	1149-7.8	2460-16.6



Jeff Mullins came to Duke as a high school All-America honoree from Lexington, Ky. As early as his freshman season, Mullins was putting up big numbers for the Blue Devils, averaging a team-high 24.6 points per game in 1960-61. Mullins' sophomore season culminated with All-ACC and All-Tournament team honors after he averaged 21.0 points and 10.4 rebounds per game while shooting 51.4 percent from the floor. In his junior year of 1962-63, Mullins, along with Art Heyman, led the Blue Devils to Duke's first Final Four. Mullins was an All-America honoree and was selected to both the All-ACC and All-Tournament teams. He averaged 20.3 points on 54.9 percent field goal shooting and pulled down 8.0 rebounds per game. Mullins was once again an All-America selection as a senior in 1964 after leading Duke to the Final Four for the second straight year. He averaged 24.2 points and 8.9 rebounds per game and earned ACC Player of the Year as well as ACC Tournament MVP accolades. Mullins also received the McKeelin Award, given to the ACC Athlete of the Year. Mullins is fourth on Duke's career scoring average list with 21.9 points per game from 1962-64. Mullins finished his Blue Devil career with 1,884 points and went on to play on the gold medal-winning 1964 U.S. Olympic basketball team. He became a five-time NBA All-Star and as a member of the 1975 Golden State team, was the first Duke player to be a part of a NBA championship team.



J.J. Redick entered Duke as a McDonald's All-America and with a reputation as one of the best pure shooters in the game. He closed his career as the leading scorer in ACC history with 2,769 career points (16th in NCAA history) and the NCAA record holder with 457 three-point field goals made. Redick, a two-time National and ACC Player of the Year, also ranked second among the NCAA's all-time leaders in free throw percentage (.912). During his freshman campaign, Redick averaged 15.0 points per game en route to third team All-ACC honors. He claimed third team All-America honors and led Duke to a 31-6 record and a trip to the 2004 Final Four by averaging 15.9 points as a sophomore. Redick shot an ACC-best 95.3 percent (143-of-150) from the free throw line, including a conference-record 54 consecutive made free throws. Redick took his game to new heights in 2004-05, averaging an ACC-best 21.8 points while earning unanimous first team All-America and ACC Player of the Year accolades. Redick also claimed the 2005 Rupp Award after reaching double-figures in scoring 31 times, including 21 games with 20 or more points. As a senior, Redick recorded the most prolific scoring season in school history and became the second Duke player and only the eighth overall in college basketball history to repeat as National Player of the Year. He also repeated as a first team All-America (unanimous selection) and as the ACC Player of the Year. The Roanoke, Va., native led the ACC and finished second in the NCAA in scoring at 26.8 points per game, while shooting 47.0 percent (302-of-643) from the field and 42.1 percent (139-of-330) from three-point range. He scored in double-figures in all 36 games, including 28 games with 20+ points, 14 games with 30+ points and three 40+ point games. Redick also claimed the James E. Sullivan Award as the nation's top amateur athlete following his senior campaign.

TRADITION

Mullins' Career Statistics							
Year	G	FG-FGA	Pct	FT-FTA	Pct	Reb-Avg	Pts-Avg
1961-62	25	214-416	.515	98-138	.710	259-10.4	526-21.0
1962-63	30	256-466	.549	96-131	.733	241-8.0	608-20.3
1963-64	31	300-613	.489	150-183	.820	276-8.9	750-24.2
Totals	86	770-1495	.515	344-452	.761	776- 9.0	1884-21.9

Redick's Career Statistics							
Year	G	FG-FGA	Pct	FT-FTA	Pct	Reb-Avg	Pts-Avg
2002-03	33	149-361	.413	102-111	.919	81-2.5	495-15.0
2003-04	37	172-407	.423	143-150	.953	115-3.1	589-15.9
2004-05	33	202-495	.408	196-209	.938	108-3.3	721-21.8
2005-06	36	302-643	.470	221-256	.863	71-2.0	964-26.8
Totals	139	825-1906	.433	662-726	.912	375-2.7	2769-19.9



Jason Williams 22
6-2 • 195 • Plainfield, N.J. • Sociology Major



Sheldon Williams 23
6-9 • 250 • Forest Park, Okla. • Sociology Major

Jason Williams entered Duke as a McDonald's All-America and the winner of the Morgan Wootten Award, given to the top prep player in the nation. Williams was a starter from his very first game and ended his first year as The Sporting News National Freshman of the Year in 2000. In his freshman year, Williams averaged 14.5 points, 4.2 rebounds, 6.5 assists and 2.4 steals per game. He also collected ACC Tournament Most Valuable Player, Basketball Times first team Freshman All-America and Associated Press ACC All-Freshman team honors. As a sophomore in 2000-01, Williams helped lead the Blue Devils to their third national championship and had Duke's second highest season points total with 841. Williams was named the National Player of the Year by the NABC and Point Guard of the Year by ESPN. He was an All-Final Four team, unanimous first team All-ACC, first team ACC All-Tournament and first team All-America selection as well as a finalist for both the Wooden and Naismith Awards. The accolades continued to mount for Williams in his third and final season as a Blue Devil. Williams received the Naismith and Wooden Awards for National Player of the Year and was also named Player of the Year by AP, Basketball Times, NABC, The Sporting News, USBWA, CBS Sportline, ESPN the Magazine, ESPN.com and collegeinsider.com. Williams was selected to the first team All-ACC and the first team All-ACC Tournament and ended his collegiate career with 2,079 points, 644 assists, 313 three-point field goals and 235 steals. Williams was a starter in all 108 games from 2000-2002 and was the second overall pick in the 2002 NBA Draft.

Sheldon Williams arrived at Duke with the nickname 'The Landlord' and lived up to the moniker by controlling the lane for four seasons as a Blue Devil. As a freshman, Williams averaged 8.2 points, 5.9 rebounds and 1.6 blocks per game, while earning ACC All-Freshman honorable mention honors. In 2003-04, Williams' number grew to 12.6 points, 8.5 rebounds and 3.0 blocks as he helped guide Duke to the Final Four. He also received several All-America and second team All-ACC accolades as a sophomore. As a junior, Williams became the first player on a Mike Krzyzewski team to average a double-double (15.5 points & 11.2 rebounds). He also registered a Duke record 122 blocks, while earning NABC National Defensive Player of the Year honors. Williams claimed NABC National DPOY honors for the second straight year and set Duke records for career blocked shots and rebounds as a senior. Williams, a consensus first team All-America in 2006, finished third in the league in scoring at 18.8 points per game and became the 11th player in ACC history (first Blue Devil) to lead the conference in rebounding (10.7) in back-to-back years. Williams blocked four shots on Jan. 18, 2006 against N.C. State to become Duke's all-time blocked shots leader (moving past Mike Gminski). The Forest Park, Okla., native grabbed 14 rebounds against George Washington on March 18, 2006 to pass Gminski as the leading rebounder in Duke history. Williams also became just the third Blue Devil to register a triple-double on Jan. 11, 2006 against Maryland when he finished with 19 points, 11 rebounds and 10 blocks against the Terrapins. Williams closed his career at Duke first in rebounding (1,262 - sixth in ACC history) and blocked shots (422 - fifth in ACC history), fifth in field goal percentage (.572) and 13th in points (1,928). He also became the first player in NCAA history to register 1,750 points, 1,250 rebounds, 400 blocks and 150 steals in a career.

TRADITION

Williams' Career Statistics

Year	G	FG-FGA	Pct	FT-FTA	Pct	Reb-Avg	Pts-Avg
1999-00	34	179-427	.419	61-89	.685	143-4.2	492-14.5
2000-01	39	285-603	.473	139-211	.659	128-3.3	841-21.6
2001-02	35	249-545	.457	140-207	.676	124-3.5	746-21.3
Totals	108	713-1575	.453	340-507	.671	395-3.7	2079-19.3

Williams' Career Statistics

Year	G	FG-FGA	Pct	FT-FTA	Pct	Reb-Avg	Pts-Avg
2002-03	33	95-184	.516	80-128	.625	195-5.9	270-8.2
2003-04	37	164-280	.586	138-200	.690	314-8.5	468-12.6
2004-05	33	191-328	.582	131-198	.662	369-11.2	513-15.5
2005-06	36	237-410	.578	201-270	.744	384-10.7	677-18.8
Totals	139	687-1202	.572	550-796	.691	1262-9.1	1928-13.9

All-Time Jersey Numbers

0 Austin Rivers

1 Jabari Parker ◀
Kyrie Irving

2 Quinn Cook ◀
Nolan Smith
Josh McRoberts
Luol Deng
Andre Buckner

3 Tyler Thornton ◀
Greg Paulus
Nick Horvath
Justin Caldbeck
Ricky Price
Marty Clark
Phil Henderson

4 J.J. Redick ▲
Carlos Boozer
Roshown McLeod
Kenny Blakeney
Tommy Amaker
Bernard Pergram

5 Rodney Hood ◀
Mason Plumlee
Martynas Pocius
Daniel Ewing
Ryan Caldbeck
William Avery
Jeff Capel
Ron Burt
Billy McCaffrey
Larry Ashley
Bob Duff

10 Dick Groat ▲
Doug Ausbon

11 Bobby Hurley ▲
Doug McNeely
Jim Corrigan
Rick Gomez
Edgar Burch
Zeno Edwards
Bob Verga
Fred Schmidt
Johnny Morris
Bob Vernon
Don Cashman
Dick Brewer
Tom Peters
Bill Downing
Dave Scarborough

12 Alex Murphy ◀
Kyle Singler
Jordan Davidson
Andre Sweet
Steve Wojciechowski
Thomas Hill
David Henderson
Vince Taylor
Tate Armstrong
Richie O'Connor
Tony Barone
Frank Harscher
Jack Boyd
Bob Thuemmel
Don Cashman
Bill Martin
Scotty York

13 Matt Jones ◀
Michael Gbinije
Olek Czyz
Nick Sutton
Lee Melchionni
Andy Means
J.D. Simpson
Taymon Domzalski
Joe Cook
Brent Kitching
Don Miller
Tony Buhowsky
Herky Lamley

14 Rasheed Sulaimon ◀
David McClure
Nate James
Kenney Brown
Quin Snyder
Vince Crump
Chip Engelland
Rob Hardy
Willie Hodge
Bill Zimmer
Scott Williamson
Jerry Robertson
Don Tobin
Kes Deimling
Ceep Youmans

15 Josh Hairston ◀
Gerald Henderson
Sean Dockery
Andre Buckner
Ryan Caldbeck
Todd Singleton
Bruce Bell
Pat Doughty
Bob Riedy
Burton Fitts
Fred Kast
Paul Schmidt
Jim Rogers
Rudy D'Emilio
John Engberg
Bill Armour

20 Semi Ojeleye ◀
Andre Dawkins
Elliot Williams
Taylor King
Casey Sanders
D. Bryant
Mike Chappell
Chris Collins
Gene Banks
Dave O'Connell
Larry Saunders
Dave Golden
Denny Ferguson
Jack Mullen
Larry Bateman
Dick Rosenthal
Bernie Janicki
Jim Kulpan
Buck Cheek
Bill Fleming
Pat Lyons

21 Amile Jefferson ◀
Miles Plumlee
DeMarcus Nelson
Chris Duhon
Trajan Langdon

Antonio Lang
Robert Brickey
Jay Bilas
Gordon Whitted
Bob Bender
Kenny Young
Jeff Burdette
Dick DeVenzio
Stuart McKaig
Roger Hamilton
Howard Hurt
Ed Bryson
Rudy Lacy
John Engberg
Harold Hibbitts
Wes Skibsted

22 Jason Williams ▲
Jay Heaps
Greg Koubek
Andy Berndt
Tom Emma
John Harrell
Paul Fox
Rick Katherman
Rob Wendelin
Bob Riedy
Jay Buckley
Bill Watson
Bobby Joe Harris
Tom Blackburn
Marv Decker
Dayton Allen
Scotty York

23 Sheldon Williams ▲
Chris Carrawell
Brian Davis
Richard Ford
Larry Linney
Steve Gray
Bill Suk
C.B. Claiborne
Dick Warren
Elliott McBride
Ray Cox
Carroll Youngkin
Don Miller
Marty Doherty
Dick Latimer
Buck Simmons

24 Johnny Dawkins ▲
Harold Morrison
Kevin Billerman
Jeff Dawson
Jack Marin
John Cantwell
Marty Joyce
Jim Newcome
Tom Blackburn
Don Cashman
Dick Johnson
Peter Johnson
Wes Skibsted

25 Thomas Hill
Greg Wendt
Mark Crow
Gary Melchionni
Art Heyman ▲
Bob Wayand
Joe Marcovechio
Don Sims

Jake Tarr
Charlie Driesell
C.B. Johnson
Bob Strauss

30 Seth Curry
Jon Scheyer
Joe Pagliuca
Reggie Love
Dahntay Jones
Andy Borman
J.D. Simpson
Tony Moore
Alaa Abdelnaby
Jim Suddath
Rob Hardy
Rick Mainwaring
William Hannon
Robby West
Buzzy Harrison
John Frye
Bobby Joe Harris
Joe Belmont

31 Shane Battier ▲
Justin Caldbeck
Stan Brunson
Kevin Strickland
Mike Tissaw
Randy Denton
Tim Kolodziej
Hack Tison
Doug Albright
Hayes Clement
Bill Reigel
Bill Fleming
Jack Lasseter

32 Christian Laettner ▲
Mark Alarie
Geoff Northrup
Ron Righter
Brad Evans
Jim Liccardo
Merrill Morgan
Bob Lakata
Charlie Driesell
Carl Glasgow
Lloyd Caudle

33 Grant Hill ▲
John Smith
Jay Bryan
Kenny Dennard
Randy Abernathy
Doug Jackson
Steve Vacendak
Bob Jamieson
Larry Bateman
Jim Newcome
Junior Morgan
Dick Crowder

34 Andre Dawkins ◀
Ryan Kelly
Jamal Boykin
Mike Dunleavy
Chris Burgess
Carmen Wallace
Crawford Palmer
Dave Colonna
Bill Jackman
Loel Payne
Jim Spanarkel

Bob Cook
Judge Carr
Tim Teer
Buzzy Harrison
Fred Cox
Doug Kistler
Jack Kalbfus
Fred Shabel
Rod Boyce

35 Danny Ferry ▲
Cameron Hall
Phil McLeod
Stu Yarbrough
Phil Allen
Buzz Mewhort
George Barrett
Ronnie Mayer

40 Marshall Plumlee ◀
Griffin Tormey
Ross Perkins
Andy Borman
Taymon Domzalski
Weldon Williams
Neil Chinault
Steve Litz
Joe Kennedy
Tom Gebbie
Jay Beal
Bucky Allen
Sammy Rothbaum
Wright Hollingsworth
Cedric Loftis
John Heath

41 Jordan Davidson
Patrick Davidson
Matt Christensen
Jon Goodman
Allen Williams
Ray Kuhlmeier
Doug Kistler
Tom Peters
Irving Gray
Kenny Turner
Bill Parsons

42 Lance Thomas
Shavlik Randolph
Reggie Love
Elton Brand
Joey Beard
George Burgin
Ned Franke
Bob Fleischer
Don Blackman
Mike Lewis
Fred Cox
Hal Turner
Garland Loftis
Bill Flentye
Billy Huiskamp

43 Mike Gminski ▲
Terry Chilli
John Posen
Bill Ulrich
Ed Koffenberger
Harry Harner
Bill Mock

44 Cherokee Parks
Phil Henderson
Todd Anderson
Scott Goetsch
Pete Kramer
Jeff Mullins ▲
Doug Ausbon
Richard Gilbert
Ray Spuhler

45 Nick Pagliuca ◀
Joe Pagliuca
Eric Boateng
Joe Pagliuca
Mark Causey
Clay Buckley
Dan Meagher
Ted Mann Jr.
Sammy Rothbaum
Eddie Shokes
Charles Kunkle

50 Tom Novick
Michael Thompson
Corey Maggette
Rey Essex
Alan Shaw
Glen Smiley
Wes Skibsted
Bob Gantt
Jim Bowman
Albert Herrick

51 David Mayer
Steve Johnson
Patrick Johnson
Martin Nessley
Dave Elmer
Cy Valasek
Ken Podger

52 Todd Zafirovski ◀
Erik Meek
Steve Vandenberg
Terry Murray
Bob Moyer
Tom Wallingford
Eugene Bledsoe
Bob Wood

53 Casey Peters
Andy Means
George Moses
Chris Redding
Fred Lind
Glenn Price
Ace Parker

54 Christian Ast
Warren Chapman
Clyde Allen
Fred Edwards

55 Brian Zoubek
Greg Newton
Billy King
Allen Williams
Ron Herbster
Chuck Holley

▲ Number retired
◀ Active player

TRADITION

Lettermen

- A -

Abdelnaby, Alaa	1987-90
Alarie, Mark	1983-86
Albert, Roy	1932
Albright, Doug	1959-61
Allen, Bucky	1956-58
Allen, Dayton	1950-51
Allen, J. Clyde	1940, 42
Allen, Phil	1964-66
Amaker, Tommy	1984-87
Anderson, Todd	1982-85
Armstrong, Tate	1974-77
Ashley, Larry	1950
Ast, Christian	1991-92
Ausbon, Doug	1946-48
Avery, William	1998-99

- B -

Bailey, William F.	1944
Balitsaris, George	1944
Banks, Eugene	1978-81
Barone, Tony	1966-68
Barrett, George	1958-59
Bateman, Larry	1958-60
Battier, Shane	1998-01
Beal, Jay	1959-61
Beall, Curtis	1944
Beard, Joey	1994
Bell, Bruce	1976-78
Bell, Sam	1933-35
Belmont, Joe	1953-56
Bender, Bob	1978-80
Bennett, C.G.	1926-28
Bergman, Russell	1937-39
Berndt, Andy	1987
Bilas, Jay	1983-86
Billerman, Kevin	1973-75
Blackman, Don	1970
Blakeney, Kenny	1992-95
Bledsoe, Gene	1944
Boateng, Eric	2006
Boozer, Carlos	2000-02
Borman, Andy	2000-02, 2004
Bowman, James	1940
Boyd, Jack	1958-59
Boykin, Jamal	2006
Brand, Elton	1998-99
Brand, Joe	1945
Brickey, Robert	1987-90
Brown, Kenney	1993
Brown, Ray	1941
Brummer, George	1945
Brunson, Stan	1993-96

Bryan, Jay	1982-85
Bryant, D.	1999
Bryson, Ed	1957
Buckley, Clay	1988-91
Buckley, Dan	1945
Buckley, Jay	1962-64
Buckner, Andre	2000-03
Buhowsky, Tony	1956
Bullock, E.J.	1926
Burch, Edgar	1974
Burdette, Jeff	1972-74
Burgess, Chris	1998-99
Burgin, George	1987-89
Burt, Ron	1992
Butler, M.W.	1926-27

- C -

Caldbeck, Justin	1997, 99
Caldbeck, Ryan	1999-01
Candler, Coke	1927-29
Cantwell, John	1960-61
Capel, Jeff	1994-97
Capelli	1931
Carrawell, Chris	1997-00
Carter, Pete	1931-32
Carver, Gordon	1943-45
Cashman, Don	1956
Causey, Mark	2002
Chapman, Warren	1966-67, 69
Chappell, Mike	1997-98
Cheek, Herbert	1935-37
Cheek, James	1946
Chilli, Terry	1973-76
Chinault, Neil	1973-74
Christensen, Matt	1996, 2000-02
Claiborne, C.B.	1967-69
Clark, D.	1933
Clark, Marty	1991-94
Clark, Robert	1942
Clement, Hayes	1957-58
Coleman, Jack	1943
Colley, Nelson	1931-32
Collins, Ben	1947-49
Collins, Chris	1993-96
Colonna, Dave	1987
Connelly, Tom	1939-41
Cook, Bob	1973-74
Cook, Joe	1988, 90
Cook, Quinn	2012
Cordell, Thomas	1946
Corrigan, Jim	1980
Councilor, Harry	1928-30
Cowdrick, Tom	1941

Cox, Ray	1962-64
Croson, Joe	1929-31
Crow, Mark	1974-77
Crowder, Dick	1950-52
Crowder, John	1945
Crump, Vince	1984
Curry, Seth	2010-12
Czyz, Olek	2009

- D -

Davidson, Patrick	2004-05
Davidson, Jordan	2006-10
Davis, Brian	1989-92
Davis, William	1935
Dawkins, Andre	2010-12
Dawkins, Johnny	1983-86
Dawson, Jeff	1971
Decker, Marvin	1953-54
Deimling, Kes	1951-52
D'Emilio, Rudy	1952-54
Deng, Luol	2004
Dennard, Kenny	1978-81
Denton, Randy	1969-71
DeVenzio, Dick	1969-71
Dockery, Sean	2003-06
Doherty, Marty	1954-55
Domzalski, Taymon	1996-99
Doughty, Pat	1970-72
Driesell, Charles	1953-54
Duff, Bob	1948
Duhon, Chris	2001-04
Dunleavy, Mike	2000-02

- E -

Edwards, Fred	1936-38
Edwards, Zeno III	1972
Emma, Tom	1980-83
Engelland, Chip	1980-83
Essex, Rey	1987
Evans, Brad	1969-70
Ewing, Daniel	2002-05

- F -

Farley, Roland	1928-30
Ferguson, Dennis	1963-65
Ferguson, James	1934
Ferry, Danny	1986-89
Fleischer, Bob	1972-74, 75
Fleming, Bill	1950-52
Flentye, William	1940
Ford, Richard	1982-84
Fox, Paul	1973-76
Franke, Ned	1982
Frye, John	1959-61

- G -

Gantt, Robert	1942-44
Garber	1930
Gbinije, Michael	2012
Gilbert, Richard	1943-44
Glasgow, Carl	1952
Gminski, Mike	1977-80
Godfrey, George	1948
Goetsch, Scott	1976-79
Golden, Dave	1967-69
Gomez, Rick	1975-76
Goodman, Jon	1987
Gordon, Richard	1946-49
Gray, Irving	1946
Gray, Steve	1976-79
Green, Ted	1945
Groat, Dick	1950-52

- H -

Hairston, Josh	2011-12
Hall, Cameron	1977
Hardy, Rob	1977-79
Harner, Harry	1944
Harrell, John	1978-79
Harris, Bobby Joe	1956-58
Harrison, Buzzy	1962-64
Harscher, Frank	1964
Hartley, Howard	1944
Hartness, W.R.	1926
Hayes, C.	1933
Heaps, Jay	1996-99
Henderson, David	1983-86
Henderson, Gerald	2007-09
Henderson, Phil	1987-90
Hendrickson, Evan	1938
Hendrickson, Horace	1934
Herbster, Ron	1963-65
Herrick, Albert	1935-37
Heyman, Art	1961-63
Hibbitts, Harold	1949
Hill, Grant	1991-94
Hill, Thomas	1990-93
Hobgood, Langhorne	1938
Hodge, Willie	1973-76
Hoffman, John	1936-38
Holley, Charles	1939-41
Hollingsworth, Wright	1944
Horne, O.W.	1931-33
Horvath, Nick	2000-04
Hubbell, David	1942-43
Hughes, Thomas	1948-49
Huiskamp, William	1935-36
Hurley, Bobby	1990-93
Hurt, Howard	1959-61
Hyde, Henry	1944

- I -

Irving, Kyrie	2011
---------------	------

- J -

Jackman, Bill	1983
Jackson, Doug	1968, 70
James, Nate	1997, 99-01
Jamieson, Bob	1962-63
Janicki, Bernie	1952-54
Jankoski, John	1928-29
Johnson, Dick	1951-52
Johnson, Patrick	2003-06
Johnson, Steve	2007-10
Jones, Dahntay	2001-03
Joyce, Marty	1958-59

- K -

Kalbfus, Jack	1955
Kast, Fred	1959-60, 62
Katherman, Rick	1969-71
Kelly, D.L.	1926-28
Kelly, Ryan	2010-12
Kennedy, Joe	1966-68
King, Billy	1985-88
King, Taylor	2008
Kistler, Doug	1959-61
Kitching, Brent	1963-65
Koffenberger, Ed	1945-47
Kolodziej, Tim	1966-68
Koubek, Greg	1988-91
Kramer, Pete	1973-75
Kuhlmeier, Ray	1968-70
Kulpan, Jim	1950-51
Kunkle, Charles	1934-36

- L -

Lacy, Rudy	1952-54
Laettner, Christian	1989-92
Lakata, Bob	1955-56
Lamley, Herky	1953, 55
Lang, Antonio	1991-94
Langdon, Trajan	1995, 97-99
Latimer, Dick	1951-52
Lewis, Cliff	1945
Lewis, Henry	1932-33
Lewis, Mike	1966-68
Liccardo, Jim	1966-67
Lind, Fred	1968-69
Linney, Larry	1980-81
Litz, Steve	1970-71
Loftis, Cedric	1942-43
Loftis, Garland	1942-43, 47
Love, Reggie	2001-02, 05
Lyons, Pat	1948


- M -

Maggette, Corey	1999
Mainwaring, Rick	1977
Mann, Ted Jr.	1963-64
Marin, Jack	1964-66
Martin, William	1947-49
May, Reynolds	1934-35
Mayer, David	2011
Mayer, Ronnie	1953-56
McCaffrey, Bill	1990-91
McCahan, William G.	1940-42
McClure, David	2005-09
McGillicuddy, Cornelius, Jr.	1934
McGrane, Arthur	1943



BILLY KING

TRADITION



ROBERT BRICKEY

Lettermen

McKaig, Stuart	1965-67
McLeod, Roshown	1997-98
McNeely, Doug	1981-82, 84
McRoberts, Josh	2006-07
Meagher, Dan	1982-85
Means, Andy	2002-04
Meek, Erik	1992-95
Melchionni, Gary	1971-73
Melchionni, Lee	2003-06
Metzler, Robert	1944
Mewhort, Buzzy	1960-62
Miller, Alex	1943
Miller, Don	1957
Minor, John	1938-39
Mock, William	1940-41
Moore, Tony	1993-95
Morgan, Junior	1954-56
Morgan, Merrill	1959-60
Morris, John	1959
Morrison, Harold	1976-79
Moses, George	1976
Moss, P.E.	1926
Moyer, Bob	1941
Mullen, Jack	1960, 62
Mullins, Jeff	1962-64
Murphy, Alex	2012

- N -

Naktenis, Peter	1935
Nelson, DeMarcus	2005-08
Nessley, Martin	1984-87
Newcome, Jim	1956-58
Newton, Greg	1994-97
Northrop, Geoff	1977
Novick, Tom	2005

- O -

O'Connell, Dave	1973-74, 76
O'Connor, Richard	1971
O'Mara, Robert	1937-39

- P -

Pagliuca, Joe	2004-07
Palmer, Crawford	1989-91
Parker, Clarence	1936
Parks, Cherokee	1992-95
Parsons, William	1939-40
Paulus, Greg	2006-09
Pergem, Ernest	1949
Perkins, Ross	2005-06
Peters, Casey	2010-11
Plumlee, Marshall	2012
Plumlee, Mason	2010-12
Plumlee, Miles	2009-12
Pocius, Martynas	2006-09
Podger, Ken	1935-37
Polack, Ernest	1934-35
Pope, Warren	1946
Posen, John	1968-70
Price, Glenn	1939-41
Price, Ricky	1995-98

- R -

Ragens, W.S.	1928
Randolph, Shavlik	2003-05
Redding, Chris	1972-74
Redick, J.J.	2003-06
Reigel, Bill	1953
Riedy, Bob	1965-67
Righter, Ron	1972
Riley, Joe	1935-37
Rivers, Austin	2012
Robb, Spencer	1938
Robert, Shaw	1931
Robertson, Jerry	1957-59
Robinson, Jack	1946
Roellke, Bob	1945
Rogers, George	1929-31
Rothbaum, Samuel	1941-42, 47
Rowe, Sam	1927

- S -

Sanders, Casey	2000-03
Sapp, Bill	1945
Sapp, Carl	1947-49
Saunders, Larry	1970-71
Scarborough, David	1949-50
Scheyer, Jon	2007-10
Schmidt, Fred	1961-63
Schmidt, Paul	1956-58
Seward, John	1942-47
Shabel, Fred	1953-54
Shaw, Alan	1971-73
Shaw, John	1930-32
Shokes, Eddie	1940-41
Simpson, J.D.	1998-01
Singler, Kyle	2008-11
Singleton, Todd	1995-98
Smiley, Glen	1968-70
Smith, John	1986-89
Smith, Nolan	2008-11
Snyder, Quin	1986-89
Spanarkel, Jim	1976-79
Spuhler, Raymond	1940-42
Stark, Bill	1942, 48
Steele, John	1945
Strickland, Kevin	1985-88
Suddath, Jim	1978-81
Suk, Bill	1973-75
Sutton, Nick	2007
Sweet, Andre	2001
Swindell, Ed	1937-39

- T -

Taylor, Vince	1979-82
Teer, Tim	1968-70
Thomas, James	1938-39
Thomas, Lance	2007-10
Thompson, Herb	1932-34
Thompson, James	1932-34
Thompson, Michael	2003
Thorne, Robert	1929-30
Thornton, Tyler	2011-12
Tison, Hack	1963-65
Tissaw, Mike	1980-83
Tobin, Don	1954-55
Tormey, Griffin	2007
Turner, Harold	1954-55
Turner, Kenneth	1944

- U -


Ulrich, Bill	1962
--------------	------

- V -

Vacendak, Steve	1964-66
Valasek, Cy	1939-41
Vandenberg, Steve	1967-69
Van Schoik, Dick	1945
Verga, Bob	1965-67
Vernon, Bob	1957-58

- W -

Wallace, Carmen	1994-97
Watson, Bill	1957-59
Wayand, Bob	1959
Weaver, C.C.	1926-28
Weaver, Phil	1932-34
Wendelin, Ron	1966-68
Wendt, Greg	1982-83
Wentz, William	1935
Werber, Bill	1928-30
West, Robby	1970-72
Whiting, Richard	1946
Williams, Allen	1980-82



BRIAN ZOUBEK

Williams, Elliot	2009
Williams, Jason	2000-02
Williams, Sheldon	2003-06
Williams, Weldon	1983-86
Williamson, Scott	1962-63
Winkin, John	1941
Wojciechowski, Steve	1995-98
Wood, Robert	1938
Wright, William	1944

- Y -

Yarbrough, Stuart	1970-72
York, Scotty	1949-51
Youmans, Corren	1948-50
Young, Kenny	1975-76
Youngkin, Carroll	1959-61

- Z -

Zafirovski, Todd	2010-12
Zimmer, Bill	1965
Zoubek, Brian	2007-10



MASON PLUMLEE

Duke In The NBA

A total of 59 former Duke players have appeared on a NBA roster, including 17 entering the 2013-14 season. In 2013, **Mason Plumlee** and **Ryan Kelly** became the 46th and 47th draft selections under **Mike Krzyzewski**. Duke has had 17 players selected in the NBA Draft Lottery, second-most in the nation since the system was put into place in 1985. In 1999, Duke became the first program in the history of the NBA Draft to have four players from the same school selected in the first round. Three of the four — **Elton Brand** (Chicago), **Trajan Langdon** (Cleveland) and **Corey Maggette** (Seattle) — were lottery picks. In 2002, **Jason Williams** (2nd overall) and **Mike Dunleavy** (3rd) became the first college teammates in the history of the NBA Draft to be the first two collegians selected. Overall, 26 Duke players have been selected in the first round of the NBA Draft in the Coach K era.

NBA Champions

Jeff Mullins (Golden State)	1975
Danny Ferry (San Antonio)	2003
Shane Battier (Miami)	2012, 2013

All-NBA Team

Grant Hill	1996 (2nd), 1997 (1st), 1998 (2nd), 1999 (2nd), 2000 (2nd)
Elton Brand	2006 (2nd)
Carlos Boozer	2008 (3rd)

NBA Rookie of the Year

Grant Hill (Co-winner with Jason Kidd)	1995
Elton Brand (Co-winner with Steve Francis)	2000
Kyrie Irving	2012

IBM Award

Grant Hill	1997
------------	------

NBA All-Rookie Team

Art Heyman	1964
Jack Marin	1967
Christian Laettner	1993
Grant Hill	1995
Elton Brand	2000
Shane Battier	2002
Luol Deng	2005
Kyrie Irving	2012

NBA All-Defensive Team

Shane Battier	2008 (2nd), 2009 (2nd)
Luol Deng	2012 (2nd)

NBA All-Star Game Selections


Jeff Mullins	1969-71
Jack Marin	1972, 1973
Grant Hill	1995-98, 2000, 2005
Christian Laettner	1997
Elton Brand	2002, 2006
Carlos Boozer	2007, 2008
Luol Deng	2012, 2013
Kyrie Irving	2013

NBA Three-Point Shootout Champions

Kyrie Irving	2013
--------------	------

NBA Sportsmanship Award

Grant Hill	2005, 2008, 2010
Elton Brand	2006
Luol Deng	2007



NBA First Round Picks by School (1985-13)

North Carolina	29
► Duke	26
Kentucky	26
Kansas	21
Connecticut	18
Georgia Tech	17

NBA Lottery Picks by School

North Carolina	18
► Duke	17
Kansas	14
Connecticut	13
Kentucky	13
Arizona	11

NBA First Round Picks by Active Coach

► Mike Krzyzewski	26
Roy Williams	25
Jim Boeheim	19
John Calipari	18


Duke In The NBA

Duke's NBA Draft Picks

Year	Player	Team	Round (Pick)
1952	Dick Groat	Fort Wayne	1st (3)
1954	Rudy D'Emilio	Philadelphia	5th (39)
	Bernie Janicki	Ft. Wayne	7th (58)
1956	Ronnie Mayer	New York	4th (—)
	Joe Belmont	Philadelphia	5th (—)
	Junior Morgan	St. Louis	7th (—)
1958	Bucky Allen	Philadelphia	6th (44)
	Jim Newcome	Cincinnati	14th (85)
1961	Doug Kistler	Detroit	3rd (26)
	Howard Hurt	Los Angeles	11th (95)
1963	Art Heyman	New York	1st (1)
1964	Jeff Mullins	St. Louis	1st (5)
	Jay Buckley	Los Angeles	8th (66)
1965	Hack Tison	Boston	6th (49)
1966	Jack Marin	Baltimore	1st (5)
	Steve Vacendak	San Francisco	4th (33)
1967	Bob Verga	St. Louis	3rd (25)
	Bob Riedy	Baltimore	6th (56)
1968	Mike Lewis	Boston	7th (88)
	Joe Kennedy	Seattle	10th (122)
1969	Steve Vandenberg	Detroit	7th (89)
	Fred Lind	Phoenix	11th (142)
1971	Randy Denton	Boston	5th (61)
	Rick Katherman	San Diego	8th (126)
	Larry Saunders	Detroit	10th (177)
1973	Gary Melchionni	Phoenix	2nd (33)
1975	Bob Fleischer	Buffalo	4th (70)
1976	Willie Hodge	Kansas City	5th (71)
1977	Tate Armstrong	Chicago	1st (13)
	Mark Crow	New York Nets	6th (111)
1979	Jim Spanarkel	Philadelphia	1st (16)
	Bob Bender	San Diego	6th (119)
1980	Mike Gminski	New Jersey	1st (7)
1981	Gene Banks	San Antonio	2nd (28)
	Kenny Dennard	Kansas City	4th (78)
1982	Vince Taylor	New York	2nd (34)
1983	Tom Emma	Chicago	10th (210)
1985	Dan Meagher	Chicago	6th (126)



1986	Johnny Dawkins	San Antonio	1st (10)
	Mark Alarie	Denver	1st (18)
	David Henderson	Washington	3rd (58)
	Jay Bilas	Dallas	5th (108)
1987	Tommy Amaker	Seattle	3rd (55)
	Martin Nessley	L.A. Clippers	6th (116)
1989	Danny Ferry	L.A. Clippers	1st (2)
1990	Alaa Abdelnaby	Portland	1st (25)
	Phil Henderson	Dallas	2nd (49)
1992	Christian Laettner	Minnesota	1st (3)
	Brian Davis	Phoenix	2nd (48)
1993	Bobby Hurley	Sacramento	1st (7)
	Thomas Hill	Indiana	2nd (39)
1994	Grant Hill	Detroit	1st (3)
	Antonio Lang	Phoenix	2nd (29)
1995	Cherokee Parks	Dallas	1st (12)
	Erik Meek	Houston	2nd (41)
1998	Roshown McLeod	Atlanta	1st (20)
1999	Elton Brand	Chicago	1st (1)
	Trajan Langdon	Cleveland	1st (11)
	Corey Maggette	Seattle	1st (13)
	William Avery	Minnesota	1st (14)
2000	Chris Carrawell	San Antonio	2nd (41)
2001	Shane Battier	Memphis	1st (6)
2002	Jason Williams	Chicago	1st (2)
	Mike Dunleavy	Golden State	1st (3)
	Carlos Boozer	Cleveland	2nd (35)
2003	Dahntay Jones	Boston	1st (20)
2004	Luol Deng	Phoenix	1st (7)
	Chris Duhon	Chicago	2nd (38)
2005	Daniel Ewing	L.A. Clippers	2nd (32)
2006	Shelden Williams	Atlanta	1st (5)
	J.J. Redick	Orlando	1st (11)
2007	Josh McRoberts	Portland	2nd (37)
2009	Gerald Henderson	Charlotte	1st (12)
2011	Kyrie Irving	Cleveland	1st (1)
	Nolan Smith	Portland	1st (21)
	Kyle Singler	Detroit	2nd (33)
2012	Austin Rivers	New Orleans	1st (10)
	Miles Plumlee	Indiana	1st (26)
2013	Mason Plumlee	Brooklyn	1st (22)
	Ryan Kelly	L.A. Lakers	2nd (49)



TRADITION

Duke In The NBA

Alaa Abdelnaby	
Portland	1990-92
Milwaukee	1993
Boston	1993-94
Sacramento	1995
Mark Alarie	
Denver	1986-87
Washington	1987-92
Tate Armstrong	
Chicago	1977-79
William Avery	
Minnesota	1999-02
Philadelphia	2003
Gene Banks	
San Antonio	1981-85
Chicago	1985-87
►Shane Battier	
Memphis	2001-06
Houston	2006-11
Miami	2011-p
►Elton Brand	
Chicago	1999-01
L.A. Clippers	2001-08
Philadelphia	2008-12
Dallas	2012-13
Atlanta	2013-p
►Carlos Boozer	
Cleveland	2002-04
Utah	2004-10
Chicago	2010-p
►Seth Curry	
Golden State	2013-p.
Mark Crow	
New Jersey	1977-78
Brian Davis	
Minnesota	1993-94
Johnny Dawkins	
San Antonio	1986-89
Philadelphia	1989-94
Detroit	1994-95
►Luol Deng	
Chicago	2004-p
Kenny Dennard	
Kansas City	1981-83
Denver	1983-84
Randy Denton	
Carolina-Memphis	1971-72
Memphis	1972-74
Utah	1974-75
St. Louis	1975-76
Atlanta	1976-77
Chris Duhon	
Chicago	2004-08
New York	2008-10
Orlando	2010-12
L.A. Lakers	2012-13
►Mike Dunleavy	
Golden State	2002-07
Indiana	2007-11
Milwaukee	2011-13
Chicago	2013-p
Daniel Ewing	
L.A. Clippers	2005-07
Danny Ferry	
Cleveland	1990-00
San Antonio	2000-03
Robert Gantt	
Washington	1946-47
Mike Gminski	
New Jersey	1980-87
Philadelphia	1987-90
Charlotte	1990-94
Milwaukee	1994
Dick Groat	
Fort Wayne	1952-53
David Henderson	
Philadelphia	1987-88

►Gerald Henderson	
Charlotte	2009-p
Art Heyman	
New York	1963-65
Cincinnati-Philadelphia	1965-66
New Jersey-Pittsburgh	1967-68
Minnesota	1968-69
Pittsburgh-Miami	1969-70
Grant Hill	
Detroit	1994-00
Orlando	2000-07
Phoenix	2007-12
L.A. Clippers	2012-13
Bobby Hurley	
Sacramento	1993-98
Vancouver	1998
►Kyrie Irving	
Cleveland	2011-p
Dahntay Jones	
Memphis	2003-07
Sacramento	2008
Denver	2008-09
Indiana	2009-12
Dallas	2012-13
Atlanta	2013
►Ryan Kelly	
L.A. Lakers	2013-p
Joe Kennedy	
Seattle	1968-70
Pittsburgh	1970-71
Doug Kistler	
New York	1961-62
Christian Laettner	
Minnesota	1992-96
Atlanta	1996-98
Detroit	1998-00
Dallas	2000-01
Washington	2001-04
Miami	2004-06
Antonio Lang	
Phoenix	1994-95
Cleveland	1995-97
Miami	1997-98
Cleveland	1998-99
Toronto	2000
Philadelphia	2000
Trajan Langdon	
Cleveland	2000-02
Mike Lewis	
Indiana-Minnesota	1968-69
Pittsburgh	1969-72
Carolina	1972-74
►Corey Maggette	
Orlando	1999-00
L.A. Clippers	2000-08
Golden State	2008-10
Milwaukee	2010-11
Charlotte	2011-12
Detroit	2012-13
San Antonio	2013-14
Jack Marin	
Baltimore	1966-72
Houston	1972-74
Buffalo	1974-75
Chicago	1975-77
Roshown McLeod	
Atlanta	1998-00
Philadelphia	2000-01
Boston	2002
►Josh McRoberts	
Portland	2007-08
Indiana	2008-11
L.A. Lakers	2011-12
Orlando	2012-13
Charlotte	2013-p
Gary Melchionni	
Phoenix	1973-75

Jeff Mullins	
St. Louis	1964-66
San Francisco	1966-71
Golden State	1971-76
DeMarcus Nelson	
Golden State	2008
Chicago	2009
Martin Nessley	
L.A. Clippers	1987-88
Sacramento	1988
Cherokee Parks	
Dallas	1995-96
Minnesota	1996-98
Vancouver	1998-00
Washington	2000
L.A. Clippers	2000-01
San Antonio	2001-02
L.A. Clippers	2002-03
Golden State	2004
►Mason Plumlee	
Brooklyn	2013-p
►Miles Plumlee	
Indiana	2012-13
Phoenix	2013-p
Shavlik Randolph	
Philadelphia	2005-08
Portland	2008-09
Miami	2009-10
Portland	2010
Boston	2013
►J.J. Redick	
Orlando	2006-13
Milwaukee	2013
L.A. Clippers	2013-p
Bob Riedy	
Houston	1967-68
►Austin Rivers	
New Orleans	2012-p
►Kyle Singler	
Detroit	2012-p
Nolan Smith	
Portland	2011-13
Jim Spanarkel	
Philadelphia	1979-80
Dallas	1980-84
Vince Taylor	
New York	1982-83
►Lance Thomas	
New Orleans	2011-p.
Steve Vacendak	
Pittsburgh	1967-68
Minnesota	1968-69
Pittsburgh-Minnesota	1969-70
Bob Verga	
Dallas	1967-68
Denver-New York-Houston	1968-69
Carolina	1969-71
Carolina-Pittsburgh	1971-72
Portland	1973-74
Jason Williams	
Chicago	2002-03
Shelden Williams	
Atlanta	2006-08
Sacramento	2008-09
Minnesota	2009
Boston	2009-10
Denver	2010-11
New York	2011
New Jersey	2011

NBA rosters as of Oct. 1

International Basketball

The Duke Blue Devils have a long history of success in international basketball competition dating back to 1964 when **Jeff Mullins** became the first Blue Devil to play for and win a gold medal with the U.S. Olympic basketball team. Since that initial appearance, Duke players and coaches have competed on the international stage over 132 times, winning 71 medals along the way.

Blue Devil players and coaches have accounted for 42 gold medals in international competition through the years including four from **Mike Krzyzewski** as a national team head coach and three from **Elton Brand**. Former Duke standouts **Grant Hill**, **Christian Laettner**, **Carlos Boozer**, **Tommy Amaker** and **Cherokee Parks** as well as current Blue Devils **Quinn Cook**, **Jabari Parker** and **Rasheed Sulaimon** each have two gold medals through international competition.

Mullins, **Tate Armstrong** (1976), Laettner (1992), Hill (1996) and Boozer (2008) each have Olympic gold medals, while Krzyzewski was an assistant coach on the 1992 gold medal team and captained the 2008 and 2012 championship squads. Former Blue Devil standout and assistant coach **Johnny Dawkins** was an alternate on the 1986 Olympic team and was also a part of the staff for 2008 Olympic team.

Krzyzewski has been a part of 13 medal-winning USA Basketball teams beginning with a gold medal as an assistant coach at the 1979 Pan American Games. He has been a part of nine gold medal-winning teams as well as two silver medalist and two bronze medalist programs over the past 32 years. After becoming the head coach of the Men's Senior National Team in 2005, Krzyzewski has led the program to a 62-1 record in international competitions, including an active streak of 50 consecutive wins. Coach K returned to the helm of the program on May 23, 2013 and will lead Team USA into the 2014 World Cup and 2016 Olympics.

Duke's consistent presence on the international scene is evident by the program having at least one current or former Blue Devil compete on a USA Basketball team every year since 1988. "Duke players have been pretty well schooled fundamentally," said USA Basketball chairman Jerry Colangelo. "They have been well coached and really understand what it takes to be successful and what it necessitates in the way of work so it is really good bloodlines."

Olympic Games

Jeff Mullins (USA)	1964
Tate Armstrong (USA)	1976
Cameron Hall (Canada)	1976
Dan Meagher (Canada)	1984
Christian Laettner (USA)	1992
Mike Krzyzewski (USA - Asst.)	1992
Grant Hill (USA)	1996
Greg Newton (Canada)	2000
Crawford Palmer (France)	2000
Carlos Boozer (USA)	2004
Carlos Boozer (USA)	2008
Johnny Dawkins (USA - Staff)	2008
Mike Krzyzewski (USA - Coach)	2008
Luol Deng (Great Britain)	2012
Martynas Pocius (Lithuania)	2012
Mike Krzyzewski (USA - Coach)	2012

FIBA World Championship Games

Tommy Amaker (USA)	1986
Christian Laettner (USA)	1990
Mike Krzyzewski (USA - Coach)	1990
Trajan Langdon (USA)	1998
Greg Newton (Canada)	1998
Elton Brand (USA)	2002
Jason Williams (USA)	2002
Shane Battier (USA)	2006
Elton Brand (USA)	2006
Mike Krzyzewski (USA - Coach)	2006
Martynas Pocius (Lithuania)	2010
Mike Krzyzewski (USA - Coach)	2010

FIBA Tournament of the Americas

Christian Laettner	1989
Christian Laettner	1992
Elton Brand	1999
Elton Brand	2003
Johnny Dawkins (Staff)	2007
Mike Krzyzewski (Coach)	2007

FIBA U21 World Championship

Cherokee Parks (USA)	1993
Carlos Boozer (USA)	2001
Chris Duhon (USA)	2001
Dahntay Jones (USA)	2001
J.J. Redick (USA)	2005

FIBA Americas U20 Championship

Cherokee Parks	1993
Mike Dunleavy	2000
Jason Williams	2000

FIBA European U20 Championship

Alex Murphy (Finland)	2012
-----------------------	------

FIBA U19 World Championship

Robert Brickey (USA)	1987
Antonio Lang (USA)	1991
Cherokee Parks (USA)	1991
Taymon Domzalski (USA)	1995
Trajan Langdon (USA)	1995
Steve Wojciechowski (USA)	1995
J.J. Redick (USA)	2003
Seth Curry (USA)	2009
Rasheed Sulaimon (USA)	2013

FIBA Americas U18 Championship

Grant Hill (USA)	1990
Ricky Price (USA)	1994
Trajan Langdon (USA)	1994
Steve Wojciechowski (USA)	1994
Taylor King (USA)	2006
Kyle Singler (USA)	2006
Nolan Smith (USA)	2006
Lance Thomas (USA)	2006
Ryan Kelly (USA)	2008
Mason Plumlee (USA)	2008
Kyrie Irving (USA)	2010
Josh Hairston (USA)	2010
Austin Rivers (USA)	2010
Rasheed Sulaimon (USA)	2012

FIBA U17 World Championship

Quinn Cook (USA)	2010
Jabari Parker (USA)	2012

FIBA Americas U16 Championship

Quinn Cook (USA)	2009
Jabari Parker (USA)	2011

Goodwill Games

Tommy Amaker (USA)	1986
Bobby Hurley (USA)	1990
Christian Laettner (USA)	1990
Mike Krzyzewski (USA - Coach)	1990
Cherokee Parks (USA)	1994
Elton Brand (USA)	1998
Shane Battier (USA)	2001

World University Games

Johnny Dawkins (USA)	1983
Danny Ferry (USA)	1987
Billy King (USA)	1987
Mike Krzyzewski (USA - Coach)	1987
Bobby Hurley (USA)	1991
Antonio Lang (USA)	1993
Chris Carrawell (USA)	1999
Shelden Williams (USA)	2005

World Youth Games

Nick Horvath (USA)	1998
--------------------	------

Pan American Games

Dan Meagher (Canada)	1983
Christian Laettner (USA)	1991
Grant Hill (USA)	1991
Thomas Hill (USA)	1991
Brian Davis (USA)	1995
Lance Thomas (USA)	2011

R. William Jones Cup

Tommy Amaker (USA)	1985
Jay Bilas (USA)	1985
Danny Ferry (USA)	1986

Yuri Gagarin Cup

Gene Banks (USA)	1978
------------------	------

Nike Hoop Summit

William Avery (USA)	1997
Shane Battier (USA)	1997
Elton Brand (USA)	1997
Chris Burgess (USA)	1997
Mike Dunleavy (USA)	1999
Casey Sanders (USA)	1999
Jason Williams (USA)	1999
Chris Duhon (USA)	2000
Greg Paulus (USA)	2005
Martynas Pocius (Lithuania)	2005
Gerald Henderson (USA)	2006
Jon Scheyer (USA)	2006
Kyle Singler (USA)	2007
Nolan Smith (USA)	2007
Mason Plumlee (USA)	2009
Kyrie Irving (USA)	2010
Quinn Cook (USA)	2011
Austin Rivers (USA)	2011
Rasheed Sulaimon (USA)	2012
Jabari Parker (USA)	2013

USA Youth Development Festival

Nick Horvath	1998
Reggie Love	1998
Chris Duhon	1999
J.J. Redick	2000
Sean Dockery	2001
J.J. Redick	2001
Michael Thompson	2001
Shelden Williams	2001
David McClure	2003
DeMarcus Nelson	2003
Gerald Henderson	2004
Josh McRoberts	2004

Greg Paulus	2004
Brian Zoubek	2004
Gerald Henderson	2005
Kyle Singler	2005
Jon Scheyer	2005
Lance Thomas	2005

U.S. Olympic Festival

Johnny Dawkins (East)	1981
Mark Alarie (West)	1982
Johnny Dawkins (East)	1982
David Henderson (South)	1983
Danny Ferry (East)	1985
Quin Snyder (East)	1985
Quin Snyder (South)	1986
Greg Koubek (East)	1987
Bobby Hurley (East)	1989
Bill McCaffrey (East)	1989
Crawford Palmer (South)	1989
Thomas Hill (South)	1990
Antonio Lang (South)	1990
Cherokee Parks (West)	1991
Joey Beard (East)	1993
Jeff Capel (South)	1993
Chris Collins (South)	1993
Ricky Price (West)	1995

TRADITION

USA Basketball Awards

National Coach of the Year
Mike Krzyzewski
2006, 2007, 2009, 2010, 2012

Male Athlete of the Year
Christian Laettner 1991
Elton Brand 1998
Chris Duhon 2001
Shelden Williams 2005
► Jabari Parker 2011

USA Men's Senior National Team - 2006-12

With the USA Men's Senior National Team in a tailspin following a sixth-place finish at the 2002 World Championships and bronze medal showing at the 2004 Greece Olympics, USA Basketball chairman Jerry Colangelo tabbed **Mike Krzyzewski** to lead the resurrection of the program on Oct. 26, 2005. Over the next five international events, spanning seven years, Coach K and Team USA amassed an extraordinary 62-1 record en route to winning gold medals at the 2007 FIBA Americas Championship, 2008 Beijing Olympics, 2010 FIBA World Championship and the 2012 London Olympics as well as a bronze medal at the 2006 FIBA World Championship.

Krzyzewski and Team USA suffered their only loss together in the 2006 FIBA World Championship in the semifinals against Greece. The program responded by winning the next 50 games to re-establish the U.S. as the preeminent basketball power in the world.

Coach K helped USA Basketball regain its position in international basketball during his first stint as the national team coach (2005-08). By instilling the same team-first principles he utilizes as the foundation for success at Duke, he helped build a program that achieved its ultimate goal by claiming the 2008 Olympic gold medal with a 118-107 win over Spain. In the process, Team USA also restored a tarnished image by winning over fans and fellow athletes with its presence off the court in Beijing. While earning praise for its unselfish play on the court, members of Team USA were equally admired for their patriotic support of fellow Americans in their quests for Olympic gold.

On July 21, 2009, it was announced that Krzyzewski would return as the head coach of the USA Basketball Senior National Team and in the 2012 London Olympics, he became the first U.S. coach of multiple Olympic teams since the legendary Henry Iba, who won gold in 1964 and 1968 and coached the team that lost the controversial 1972 gold-medal game to the Soviet Union.

Team USA once again claimed gold in 2012 with a 107-100 win over Spain. While some experts speculated that outside shooting could be the downfall of the 2012 squad, Coach K and his staff gave the players the confidence to take their open shots against the international team's zone defenses. The group, led by Kevin Durant and Carmelo Anthony, responded by setting an Olympic record with 129 three-point field goals (16.1 3pg.) and shooting 44.0 percent from three-point range during the tournament. Team USA's finest shooting performance came in a 156-73 win over Nigeria in pool play. Krzyzewski's group set Olympic records for three-pointers (29, including 10 from Anthony), three-point percentage (.630) and points scored (156) in the win.

"He is a legendary coach. I love playing for him and talking to him on off days and before practice. I have been blessed in coming straight out of high school to have a college coach and be able to play for him since '05. It means a lot to me and I have been humbled by it."

— **LeBron James**

"[Coach K] is successful because he understands his audience and he understands how to adapt. He is a great communicator, he is very passionate about the game and he cares about the guys."

— **Kobe Bryant**

"Coach K has the same thing that makes all of us players great -- the ability to be confident, but not arrogant. There is not much difference in him than any of us players. In 2006, I was just a year removed from the ACC and I had all the reasons to not like him and now I absolutely love him. He is just such a great guy and a great family man. He is somebody that you can trust and somebody that I'd go to battle with any day."

— **Chris Paul**

"Coach K just knows the game and he is a great motivator. He holds everybody to a certain standard. Everything is about family and team. I have learned a lot over the past few years while playing for him."

— **Kevin Durant**

"The amount of respect that he commands and the amount of respect the guys have for him is great. Whether on the college level or the pro level, he is obviously one of the best coaches, so having him here and knowing his knowledge of the game, the way he relates to pro players it makes it easy. It makes it seamless."

— **Blake Griffin**

"I have so much respect for him as a human being, as a father, as a leader, as a coach, it doesn't get any better than that."

— **Jerry Colangelo**

Current Blue Devils with USA Basketball Experience

Josh Hairston

- Started all five games for the USA at the 2010 FIBA U18 Championship in San Antonio, Texas
- Averaged 5.2 points and 2.5 rebounds in 14.8 minutes per game to help the USA to a 5-0 record and the gold medal
- Scored 11 points on 5-of-7 shooting and grabbed four rebounds in a 114-38 win over Mexico
- Recorded 10 points, four rebounds and a steal in 122-89 semifinal win over Canada

Quinn Cook

- Recorded 12 points, on 5-of-7 shooting, and three assists to help the USA Basketball Junior National Select Team to a 92-80 win over the World Select team in the 2011 Nike Hoop Summit
- Team captain of the 2010 USA U17 World Championship Team that posted a perfect 8-0 record and captured the gold medal ... started all eight games and averaged 7.5 points, 3.0 rebounds and a tournament-leading 7.4 assists per game.
- Also the team captain of the 2009 USA U16 National Team that posted a 5-0 mark and captured the 2009 FIBA Americas U16 Championship gold medal ... started all five games and averaged 15.6 points, 3.6 rebounds and a team-high 5.0 assists per game

Jabari Parker

- Also played in the 2013 USA Basketball Nike Hoop Summit, scoring a team-high 22 points to go along with seven rebounds and three steals as the USA fell to the World team 112-98
- Helped USA Basketball to the gold medal at the 2012 U17 FIBA World Championship ... averaged 12.6 points and 4.8 rebounds, while shooting 55.6 percent (25-of-45) from the field ... suffered a foot injury during the tournament and missed three contests
- Named 2011 USA Basketball Male Athlete of the Year after leading Team USA to a perfect 5-0 record and the gold medal at the 2011 FIBA Americas U16 Championship ... averaged 15.4 points, 6.4 rebounds and 2.0 steals in 21.4 minutes per game, while shooting 51.8 percent from the field and 41.2 percent from 3-point
- Scored a USA men's U16 single-game record with 27 points (9-of-10 shooting) and grabbed 10 rebounds in opening round win over Brazil
- Also compiled 21 points, seven rebounds and five steals in a win versus Argentina; and had 14 points and seven rebounds in the gold medal game against Argentina
- Among all competitors at the 2011 FIBA Americas U16 Championship, Parker ranked fifth in scoring average (15.4); seventh in 3-point field goals made (7); tied for eighth in defensive rebounding (4.8 rpg.); and 10th in 3-point field goal percentage (.412)

Rasheed Sulaimon

- Started eight of nine contests for gold medal-winning 2013 FIBA U19 World Championship Team ... averaged 8.4 points and 2.8 rebounds while shooting 40.5 percent (15-of-37) from three-point range.
- Had 15 points on 7-of-12 shooting in pool play against Serbia ... added 12 points in the gold medal game against Serbia
- Helped the USA to the gold medal at 2012 Men's FIBA Americas U18 Championship in Brazil
- Came off the bench in all five games to average 10.0 points and 3.4 rebounds per game ... shot 54.1 percent (20-of-37) from the field in 20.0 minutes per game
- Had 14 points on 5-of-9 shooting in semifinal win over Argentina ... recorded 12 points, five rebounds and three assists in a tournament opening win over the U.S. Virgin Islands
- Also played in the 2012 USA Basketball Nike Hoop Summit, scoring three points in 19 minutes of action as the USA fell to the World team 84-75

RECORDS

Career Records	124-127
Season Records	128-130
Game Records	131-132
Freshman Records - Season	133-134
Freshman Records - Game	135-136
Team Records - Season	137-138
Team Records - Game	139-140
Cameron Indoor Records	141-142
100-Point Games	143-144
Overtime Games	145
Opponent Records	146
Yearly Statistics	147-154
Annual Statistics Leaders	155-158
Coaching Records	159
All-Time Player Statistics	160-165
1,000-Point Scorers	166-168

Career Records

Points

Rk	Name, Years	Pts
1.	J.J. Redick, 2003-06 [2]	2,769
2.	Johnny Dawkins, 1983-86 [4]	2,556
3.	Christian Laettner, 1989-92 [7]	2,460
4.	Kyle Singler, 2008-11 [8]	2,392
5.	Mike Gminski, 1977-80 [9]	2,323
6.	Danny Ferry, 1986-89 [22]	2,155
7.	Mark Alarie, 1983-86 [25]	2,136
8.	Gene Banks, 1978-81 Jason Williams, 2000-02	2,079
10.	Jon Scheyer, 2007-10	2,077
11.	Jim Spanarkel, 1976-79	2,012
12.	Art Heyman, 1961-63 Shane Battier, 1998-01	1,984
14.	Trajan Langdon, 1995-99	1,974
15.	Shelden Williams, 2003-06	1,928
16.	Grant Hill, 1991-94	1,924
17.	Nolan Smith, 2008-11	1,911
18.	Dick Groat, 1950-52	1,886
19.	Jeff Mullins, 1962-64	1,884
20.	Bob Verga, 1965-67	1,758
21.	Bobby Hurley, 1990-93	1,731
22.	Randy Denton, 1969-71	1,658
23.	Ronnie Mayer, 1953-56	1,647
24.	Cherokee Parks, 1992-95	1,643
25.	Jeff Capel, 1994-97	1,601
26.	Daniel Ewing, 2002-05	1,595
27.	Thomas Hill, 1990-93	1,594
28.	David Henderson, 1983-86	1,570
29.	Carlos Boozer, 2000-02	1,506
30.	Vince Taylor, 1979-82 Chris Carrawell, 1996-00	1,455
32.	Mike Lewis, 1966-68	1,417
33.	Phil Henderson, 1987-90	1,397
34.	Seth Curry, 2011-13	1,394
35.	Mason Plumlee, 2010-13	1,384
36.	Mike Dunleavy, 2000-02	1,371
37.	Joe Belmont, 1953-56	1,338
38.	DeMarcus Nelson, 2004-08	1,336
39.	Tate Armstrong, 1974-77	1,304
40.	Robert Brickey, 1987-90	1,299
41.	Jack Marin, 1964-66	1,275
42.	Chris Duhon, 2001-04	1,268
43.	Gerald Henderson, 2007-09	1,262
44.	Bernie Janicki, 1952-54	1,247
45.	Greg Paulus, 2006-09	1,193
46.	Tommy Amaker, 1984-87	1,168
47.	Carroll Youngkin, 1959-61	1,154
48.	Chris Redding, 1972-74	1,141
49.	Bob Fleischer, 1973-75	1,139
50.	Alaa Abdelnaby, 1987-90	1,137
51.	Willie Hodge, 1973-76	1,117
52.	Nate James, 1997-01	1,116
53.	Howard Hurt, 1959-61 Kevin Strickland, 1985-88	1,095
55.	Chris Collins, 1993-96	1,091
56.	Jay Bilas, 1983-86	1,062
57.	Kenny Dennard, 1978-81	1,057
58.	Rudy D'Emilio, 1952-54	1,028
59.	Ricky Price, 1995-98	1,026
60.	Chip Engelland, 1980-83	1,025
61.	Antonio Lang, 1991-94	1,012
62.	Rick Katherman, 1969-71	1,005

Active, Career: Andre Dawkins - 752
 Coach K Era, Career: J.J. Redick - 2,769
 ACC Play, Career: J.J. Redick - 1,391
 Postseason, Career: Christian Laettner - 598
 ACC Tournament, Career: J.J. Redick - 225
 NCAA Tournament, Career: Christian Laettner - 407
 Cameron Indoor Stadium, Career: J.J. Redick - 1,238

Scoring Average

Rk	Name, Years	G	Pts	Avg
1.	Art Heyman, 1961-63 [5]	79	1,984	25.1
2.	Dick Groat, 1950-52	82	1,886	23.0
3.	Bob Verga, 1965-67 [16]	80	1,758	22.0
4.	Jeff Mullins, 1962-64 [17]	86	1,884	21.9
5.	J.J. Redick, 2003-06	139	2,769	19.9
6.	Randy Denton, 1969-71	84	1,658	19.7
7.	Jason Williams, 2000-02	108	2,079	19.3
8.	Johnny Dawkins, 1983-86	133	2,556	19.2
9.	Mike Gminski, 1977-80	122	2,323	19.0
10.	Jim Spanarkel, 1976-79	114	2,012	17.6
11.	Mike Lewis, 1966-68	84	1,417	16.9
12.	Gene Banks, 1978-81	124	2,079	16.8
13.	Christian Laettner, 1989-92	148	2,460	16.6
14.	Elton Brand, 1998-99	60	972	16.20
15.	Kyle Singler, 2008-11	148	2,392	16.16
16.	Mark Alarie, 1983-86	133	2,136	16.1
17.	Tate Armstrong, 1974-77	83	1,304	15.71
18.	Ronnie Mayer, 1953-56	105	1,647	15.69
19.	Danny Ferry, 1986-89	143	2,155	15.1
20.	Bernie Janicki, 1952-54	83	1,247	15.0

Minimum 50 games played

Field Goals Made

Rk	Name, Years	FG
1.	Johnny Dawkins, 1983-86	1,026
2.	Mike Gminski, 1977-80	901
3.	Christian Laettner, 1989-92	834
4.	Mark Alarie, 1983-86	828
5.	Gene Banks, 1978-81	827
6.	J.J. Redick, 2003-06	825
7.	Kyle Singler, 2008-11	814
8.	Danny Ferry, 1986-89	810
9.	Jeff Mullins, 1962-64	770
10.	Grant Hill, 1991-94	745

Field Goal Attempts

Rk	Name, Years	FGA
1.	Johnny Dawkins, 1983-86	2,019
2.	J.J. Redick, 2003-06	1,906
3.	Kyle Singler, 2008-11	1,879
4.	Mike Gminski, 1977-80	1,697
5.	Danny Ferry, 1986-89	1,675
6.	Dick Groat, 1950-52	1,669
7.	Art Heyman, 1961-63	1,580
8.	Jason Williams, 2000-02	1,575
9.	Gene Banks, 1978-81	1,558
10.	Mark Alarie, 1983-86	1,505

Field Goal Pct.

Rk	Name, Years	FG	FGA	Pct
1.	Carlos Boozer, 2000-02 [3]	554	878	.631
2.	Elton Brand, 1998-99 [6]	355	580	.612
3.	Alaa Abdelnaby, 1987-90 [11]	448	748	.599
4.	Christian Laettner, 1989-92 Mason Plumlee, 2010-13	834	1,452	.574
6.	Shelden Williams, 2003-06	687	1,202	.572
7.	Jay Buckley, 1961-64	352	617	.571
8.	Antonio Lang, 1991-94	367	644	.570
9.	Greg Newton, 1994-97	310	545	.569
10.	Bob Fleischer, 1973-75	441	789	.559

Minimum 300 field goals made

3-Point Field Goals Made

Rk	Name, Years	3FG
1.	▲J.J. Redick, 2003-06 [1]	457
2.	Trajan Langdon, 1995-99 [4]	342
3.	Jason Williams, 2000-02 [9]	313
4.	Jon Scheyer, 2007-10 [11]	297
5.	Kyle Singler, 2008-11 [1-15]	267
6.	Bobby Hurley, 1990-93 [1-17]	264
7.	Shane Battier, 1998-2001 [25]	246
8.	Seth Curry, 2011-13	223
9.	Jeff Capel, 1994-97	220
10.	Daniel Ewing, 2002-05	217

3-Point Field Goal Attempts

Rk	Name, Years	3FGA
1.	J.J. Redick, 2003-06	1,126
2.	Trajan Langdon, 1995-99	802
3.	Jason Williams, 2000-02	797
4.	Jon Scheyer, 2007-10	780
5.	Kyle Singler, 2008-11	736
6.	Bobby Hurley, 1990-93	652
7.	Shane Battier, 1998-2001	592
8.	Daniel Ewing, 2002-05	554
9.	Jeff Capel, 1994-97	553
10.	Chris Collins, 1993-96	539

3-Point Field Goal Pct.

Rk	Name, Years	FG	FGA	Pct
1.	Christian Laettner, 1989-92	79	163	.485
2.	Trajan Langdon, 1995-99 [7]	342	802	.426
3.	Seth Curry, 2011-13 [11]	223	531	.420
4.	Shane Battier, 1998-01 [12]	246	592	.416
5.	J.J. Redick, 2003-06 [20]	457	1,126	.406
6.	Bobby Hurley, 1990-93 [22]	264	652	.405
7.	►Andre Dawkins, 2010-p [25]	167	416	.401
8.	Phil Henderson, 1987-90	128	320	.400
9.	Greg Paulus, 2006-09	210	527	.3985
10.	Jeff Capel, 1994-97	220	553	.3978

Minimum 75 three-point field goals made

ACC ranking minimum is 150 three-point field goals made

Free Throws Made

Rk	Name, Years	FT
1.	Christian Laettner, 1989-92	713
2.	J.J. Redick, 2003-06	662
3.	Jon Scheyer, 2007-10	608
4.	Jim Spanarkel, 1976-79	564
5.	Art Heyman, 1961-63	558
6.	Shelden Williams, 2003-06	550
7.	Dick Groat, 1950-52	522
8.	Mike Gminski, 1977-80	521
9.	Ronnie Mayer, 1953-56	515
10.	Kyle Singler, 2008-11	497

Free Throw Attempts

Rk	Name, Years	FTA
1.	Christian Laettner, 1989-92	885
2.	Art Heyman, 1961-63	853
3.	Shelden Williams, 2003-06	796
4.	J.J. Redick, 2003-06	726
5.	Dick Groat, 1950-52	710
6.	Jon Scheyer, 2007-10	706
7.	Jim Spanarkel, 1976-79	700
8.	Ronnie Mayer, 1953-56	673
9.	Mike Gminski, 1977-80	658
10.	Kyle Singler, 2008-11	643

Free Throw Pct.

Rk	Name, Years	FT	FTA	Pct
1.	▲J.J. Redick, 2003-06 [1]	662	726	.912
2.	Trajan Langdon, 1995-99 [6]	386	448	.862
3.	Jon Scheyer, 2006-p [7]	608	706	.861
4.	Tom Emma, 1980-83 [20]	214	254	.843
5.	Seth Curry, 2011-13	293	355	.825
6.	Chris Redding, 1972-74	343	425	.807
7.	Jim Spanarkel, 1976-79	564	700	.8057
8.	Christian Laettner, 1989-92	713	885	.8056
9.	Ryan Kelly, 2010-13	219	272	.8051
10.	Tate Armstrong, 1974-77	246	306	.804

Minimum 200 free throws made

Rebounds

Rk	Name, Years	G	Reb	Avg
1.	Shelden Williams, 2003-06 [6]	139	1,262	9.1
2.	Mike Gminski, 1977-80 [7]	122	1,242	10.2
3.	Christian Laettner, 1989-92 [14]	148	1,149	7.8
4.	Mason Plumlee, 2010-13 [19]	141	1,085	7.7
5.	Randy Denton, 1969-71 [21]	84	1,067	12.7
6.	Mike Lewis, 1966-68	84	1,051	12.5
7.	Kyle Singler, 2008-11	148	1,015	6.9
8.	Danny Ferry, 1986-89	143	1,003	7.0
9.	Gene Banks, 1978-81	124	985	7.9
10.	Ronnie Mayer, 1953-56	105	954	9.0
11.	Bernie Janicki, 1952-54	83	923	11.1
12.	Shane Battier, 1998-2001	146	887	6.1
13.	Cherokee Parks, 1992-95	131	874	6.7
14.	Art Heyman, 1961-63	79	865	10.9
15.	Mark Alarie, 1983-86	133	833	6.3
16.	Carroll Youngkin, 1959-61	81	829	10.2
17.	Bob Fleischer, 1973-75	78	817	10.5
18.	Jeff Mullins, 1962-64	86	776	9.0
19.	Grant Hill, 1991-94	129	769	6.0
20.	Doug Kistler, 1959-61	81	756	9.3

Active, Career: Andre Dawkins - 183

Coach K Era, Career: Shelden Williams - 1,262

ACC Play, Career: Shelden Williams - 614

Postseason, Career: Shelden Williams - 254

ACC Tournament, Career: Carl Youmans & Mike Gminski - 118

NCAA Tournament, Career: Christian Laettner - 169

Cameron Indoor Stadium, Career: Shelden Williams - 565

Rebound Average

Rk	Name, Years	G	Reb	Avg
1.	Randy Denton, 1969-71 [7]	84	1,067	12.7
2.	Mike Lewis, 1966-68 [11]	84	1,051	12.5
3.	Bernie Janicki, 1952-54 [17]	83	923	11.1
4.	Art Heyman, 1961-63 [18]	79	865	10.9
5.	Bob Fleischer, 1973-75	78	817	10.5
6.	Carroll Youngkin, 1959-61	81	829	10.23
7.	Mike Gminski, 1977-80	122	1,242	10.18
8.	Doug Kistler, 1959-61	81	756	9.3
9.	Ronnie Mayer, 1953-56	105	954	9.09
10.	Shelden Williams, 2003-06	139	1,262	9.08
11.	Jeff Mullins, 1962-64	86	776	9.0
12.	Elton Brand, 1998-99	60	536	8.9
13.	Jay Buckley, 1962-64	85	714	8.4
14.	Alan Shaw, 1971-73	82	680	8.3
15.	Junior Morgan, 1954-56	79	643	8.14
16.	Jack Marin, 1964-66	86	695	8.08
17.	James Newcome, 1956-58	75	600	8.0
18.	Gene Banks, 1978-81	124	985	7.9
19.	Christian Laettner, 1989-92	148	1,149	7.8
20.	Mason Plumlee, 2010-13	141	1,085	7.7

Offensive Rebounds

Rk	Name, Years	G	OReb	Avg
1.	Shelden Williams, 2003-06	139	447	3.2
2.	Christian Laettner, 1989-92	148	374	2.5
3.	Kyle Singler, 2008-2011	148	360	2.4
4.	Shane Battier, 1998-01	146	338	2.3
5.	Mason Plumlee, 2010-13	141	328	2.3
6.	Brian Zoubek, 2007-10	133	276	2.1
7.	Antonio Lang, 1991-94	135	273	2.0
8.	Robert Brickey, 1987-90	134	268	2.0
9.	Cherokee Parks, 1992-95	131	263	2.0
10.	Carlos Boozer, 2000-02	101	260	2.6

Assists

Rk	Name, Years	G	Ast	Avg
1.	◆Bobby Hurley, 1990-93 [1]	140	1,076	7.7
2.	Chris Duhon, 2001-04 [6]	144	819	5.7
3.	Tommy Amaker, 1984-87 [13]	138	708	5.1
4.	Jason Williams, 2000-02 [20]	108	644	6.0
5.	Quin Snyder, 1986-89	136	575	4.2
6.	Johnny Dawkins, 1983-86	133	555	4.2
7.	Danny Ferry, 1986-89	143	506	3.5
8.	Steve Wojciechowski, 1995-98	128	505	3.9
9.	Greg Paulus, 2006-09	139	468	3.4
10.	Grant Hill, 1991-94	129	461	3.6

Active, Career: Quinn Cook - 253

Coach K Era, Career: Bobby Hurley - 1,076

ACC Play, Career: Bobby Hurley - 456

Postseason, Career: Bobby Hurley - 203

ACC Tournament, Career: Jason Williams - 60

NCAA Tournament, Career: Bobby Hurley - 145

Cameron Indoor Stadium, Career: Bobby Hurley - 481

Assists Per Game

Rk	Name, Years	G	Ast	Avg
1.	Bobby Hurley, 1990-93 [3]	140	1,076	7.7
2.	Jason Williams, 2000-02 [16]	108	644	6.0
3.	Chris Duhon, 2001-04 [20]	144	819	5.7
4.	Tommy Amaker, 1984-87	138	708	5.1
5.	Dick DeVenzio, 1969-71	81	388	4.8
6.	Quin Snyder, 1986-89	136	575	4.23
7.	Johnny Dawkins, 1983-86	133	555	4.17
8.	Bob Bender, 1978-80	83	332	4.05
9.	Steve Wojciechowski, 1995-98	128	505	3.9
10.	William Avery, 1998-99	74	283	3.8

Blocked Shots

Rk	Name, Years	G	Blk	Avg
1.	Shelden Williams, 2003-06 [5]	139	422	3.0
2.	Mike Gminski, 1977-80 [6]	122	345	2.8
3.	Shane Battier, 1998-2001 [13]	146	254	1.7
4.	Cherokee Parks, 1992-95 [20]	131	230	1.8
5.	Mason Plumlee, 2010-13	141	199	1.4
6.	Christian Laettner, 1989-92	148	145	1.0
7.	Grant Hill, 1991-94	129	133	1.0
8.	Shavlik Randolph, 2003-05	92	129	1.4
9.	Josh McRoberts, 2005-07	69	128	1.9
10.	Casey Sanders, 2000-03	124	120	1.0

Active, Career: Amile Jefferson - 16

Coach K Era, Career: Shelden Williams - 422

ACC Play, Career: Shelden Williams - 199

Postseason, Career: Shane Battier - 56

ACC Tournament, Career: Shelden Williams - 33

NCAA Tournament, Career: Shane Battier - 42

Cameron Indoor Stadium, Career: Shelden Williams - 215

Blocked Shots Per Game

Rk	Name, Years	G	Blk	Avg
1.	Shelden Williams, 2003-06 [6]	139	422	3.04
2.	Mike Gminski, 1977-80 [8]	122	345	2.83
3.	Elton Brand, 1988-99 [24]	60	113	1.88
4.	Josh McRoberts, 2005-07	69	128	1.86
5.	Cherokee Parks, 1992-95	131	230	1.76
6.	Shane Battier, 1998-2001	146	254	1.74
7.	Mason Plumlee, 2010-13	141	199	1.41
8.	Shavlik Randolph, 2003-05	92	129	1.40
9.	Grant Hill, 1991-94	129	133	1.03
10.	Christian Laettner, 1989-92	148	145	0.98

Steals

Rk	Name, Years	G	St	Avg
1.	Chris Duhon, 2001-04 [4]	144	301	2.1
2.	Shane Battier, 1998-2001 [7]	146	266	1.8
3.	Tommy Amaker, 1984-87 [8]	138	259	1.9
4.	Jim Spanarkel, 1976-79 [9]	114	253	2.2
5.	Christian Laettner, 1989-92 [12]	148	243	1.6
6.	Jason Williams, 2000-02 [16]	108	235	2.2
7.	Grant Hill, 1991-94 [25]	129	218	1.7
8.	Jon Scheyer, 2007-10	144	208	1.4
9.	Steve Wojciechowski, 1995-98	128	203	1.6
10.	Bobby Hurley, 1990-93	140	202	1.4

Active, Career: Tyler Thornton - 93

Coach K Era, Career: Chris Duhon - 301

ACC Play, Career: Shane Battier - 117

Postseason, Career: Christian Laettner - 63

ACC Tournament, Career: Christian Laettner - 31

NCAA Tournament, Career: Grant Hill - 39

Cameron Indoor Stadium, Career: Chris Duhon - 136

Steals Per Game

Rk	Name, Years	G	St	Avg
1.	Jim Spanarkel, 1976-79 [14]	114	253	2.22
2.	Jason Williams, 2000-02 [15]	108	235	2.18
3.	Chris Duhon, 2001-04 [17]	144	301	2.09
4.	Tommy Amaker, 1984-87	138	259	1.88
5.	Shane Battier, 1998-2001	146	266	1.82
6.	Grant Hill, 1991-94	129	218	1.69
7.	Christian Laettner, 1989-92	148	243	1.64
8.	Mike Dunleavy, 2000-02	104	166	1.60
9.	Steve Wojciechowski, 1995-98	128	203	1.59
10.	Sean Dockery, 2003-06	133	194	1.46

Assist-to-Turnover Ratio

Rk	Name, Years	A	TO	A:TO
1.	►Quinn Cook, 2012-p	253	98	2.58:1
2.	Steve Wojciechowski, 1995-98 [7]	505	202	2.50:1
3.	Chris Duhon, 2001-04 [11]	819	355	2.31:1
4.	Tommy Amaker, 1984-87 [22]	708	336	2.11:1
5.	Jon Scheyer, 2007-10 [25]	440	211	2.09:1
6.	Bobby Hurley, 1990-93	1,076	534	2.02:1
7.	Bob Bender, 1978-80	332	169	1.96:1
8.	Quin Snyder, 1986-89	575	316	1.82:1
9.	William Avery, 1998-99	283	162	1.75:1
10.	Greg Paulus, 2006-2010	468	303	1.55:1

minimum 50 games played and 3.0 assist per game

Turnovers

Rk	Name, Years	TO
1.	Bobby Hurley, 1990-93	534
2.	Jason Williams, 2000-02	424
3.	Johnny Dawkins, 1983-86	414
4.	Gene Banks, 1978-81	399
5.	Christian Laettner, 1989-92	398
6.	Danny Ferry, 1986-89	396
7.	Chris Duhon, 2001-04	355
8.	Tommy Amaker, 1984-87	336
9.	Jeff Capel, 1994-97	328
10.	David Henderson, 1983-86	327

Charges Taken

Rk	Name, Years	No
1.	Shane Battier, 1998-2001	111
2.	Billy King, 1985-88	63
3.	Bobby Hurley, 1990-93	56
4.	Kyle Singler, 2008-11	54
5.	Danny Ferry, 1986-89	53
6.	Ryan Kelly, 2010-13	46

Personal Fouls

Rk	Name, Years	PF
1.	Shelden Williams, 2003-06	432
2.	Christian Laettner, 1989-92	425
3.	Lance Thomas, 2007-10	397
4.	Danny Ferry, 1986-89	394
5.	Mark Alarie, 1983-86	387
	Kyle Singler, 2008-11	387
7.	Kenny Dennard, 1978-81	383
8.	Jay Bilas, 1983-86	379
9.	Daniel Ewing, 2002-05	365
10.	Ronnie Mayer, 1953-56	347
	Mason Plumlee, 2010-13	347

Times Disqualified (Fouls)

Rk	Name, Years	DO
1.	Willie Hodge, 1973-76	25
	Kenny Dennard, 1978-81	25
3.	Dick Groat, 1950-52	24
4.	Ronnie Mayer, 1953-56	22
5.	Junior Morgan, 1954-56	20
6.	Kevin Billeman, 1973-75	19
	Dan Meager, 1983-85	19
8.	Mark Alarie, 1983-86	17
9.	Shelden Williams, 2003-06	16
10.	6x: last by Jay Bilas, 1983-86	15

Games Played

Rk	Name, Years	GP
1.	Christian Laettner, 1989-92	148
	Kyle Singler, 2008-11	148
3.	Greg Koubek, 1988-91	147
4.	Shane Battier, 1998-2001	146
5.	Chris Duhon, 2001-04	144
	Jon Scheyer, 2007-10	144
7.	Danny Ferry, 1986-89	143
	Nolan Smith, 2008-11	143
9.	Brian Davis, 1989-92	141
	Thomas Hill, 1990-93	141
	Mason Plumlee, 2010-13	141

Consecutive Games Played

Rk	Name, Years	GP
1.	Kyle Singler, 2008-11	148
2.	Chris Duhon, 2001-04	144
	Jon Scheyer, 2007-10	144
4.	J.J. Redick, 2003-06	139
	Shelden Williams, 2003-06	139
6.	Tommy Amaker, 1984-87	138
	Daniel Ewing, 2002-05	138
8.	Mason Plumlee, 2010-13	135
9.	Mark Alarie, 1983-86	133
	Johnny Dawkins, 1983-86	133
	Thomas Hill, 1990-93	133

Games Started

Rk	Name, Years	GS
1.	Kyle Singler, 2008-11	147
2.	Bobby Hurley, 1990-93	139
3.	Tommy Amaker, 1984-87	138
4.	J.J. Redick, 2003-06	134
5.	Mark Alarie, 1983-86	133
	Johnny Dawkins, 1983-86	133
7.	Trajan Langdon, 1995-99	129
8.	Christian Laettner, 1989-92	128
	Shelden Williams, 2003-06	128
10.	Danny Ferry, 1986-89	124

Consecutive Games Started

Rk	Name, Years	No
1.	Tommy Amaker, 1984-87	138
2.	Mark Alarie, 1983-86	133
	Johnny Dawkins, 1983-86	133

Minutes Played

Rk	Name, Years	Min
1.	Kyle Singler, 2008-11 [1]	4,887
2.	Chris Duhon, 2001-04 [2]	4,813
3.	Bobby Hurley, 1990-93 [3]	4,802
4.	Jon Scheyer, 2007-10 [4]	4,759
5.	Johnny Dawkins, 1983-86 [5]	4,749
6.	J.J. Redick, 2003-06 [6]	4,732
7.	Tommy Amaker, 1984-87 [8]	4,666
8.	Shane Battier, 1998-2001 [21]	4,337
9.	Danny Ferry, 1986-89 [24]	4,307
10.	Gene Banks, 1978-81	4,285

Most Overall Victories

Rk	Name, Years	W
1.	◆ Shane Battier, 1998-01 [1]	131
2.	Kyle Singler, 2008-11 [2]	125
3.	Chris Duhon, 2001-04 [1-3]	123
4.	Christian Laettner, 1989-92 [5]	122
5.	Nolan Smith, 2008-11 [1-6]	121
6.	Danny Ferry, 1986-89 [1-8]	117
	Nate James, 1997-01 [1-8]	117
8.	Greg Koubek, 1988-91 [1-10]	116
	Brian Davis, 1989-92 [1-10]	116
	Thomas Hill, 1990-93 [1-10]	116
	Chris Carrawell, 1997-00 [1-10]	116
	J.J. Redick, 2003-06 [1-10]	116
	Shelden Williams, 2003-06 [1-10]	116

Victories count if player saw action in game

Most ACC Victories

Rk	Name, Years	W
1.	▲ Shane Battier, 1998-01 [1]	70
2.	Chris Carrawell, 1997-00 [2]	66
3.	Chris Duhon, 2001-04 [3]	62
4.	Nate James, 1997-01 [4]	61
5.	J.J. Redick, 2003-06 [1-5]	60
	Shelden Williams, 2003-06 [1-5]	60
	Kyle Singler, 2008-11 [1-5]	60
8.	Nick Horvath, 2000-04 [1-7]	59
	Daniel Ewing, 2002-05 [1-7]	59
10.	Casey Sanders, 2000-03	58
	Nolan Smith, 2008-11	58

Victories count if player saw action in game; includes ACC Tournament games

Highest Winning Pct. (Minimum 100 Games Played)

Rk	Name, Years	GP	W	L	Pct
1.	Shane Battier, 1998-01	146	131	15	.897
2.	Casey Sanders, 2000-03	124	111	13	.895
3.	Mike Dunleavy, 2000-02	104	92	12	.885
4.	Ryan Kelly, 2010-13	126	111	15	.881
5.	Jason Williams, 2000-02	108	95	13	.880
6.	Carlos Boozer, 2000-02	101	88	13	.871
7.	Nate James, 1997-01	135	117	18	.867
8.	Nick Horvath, 2000-04	133	115	18	.865
9.	Chris Duhon, 2001-04	144	123	21	.854
10.	Chris Carrawell, 1997-00	136	116	20	.853

Highest Winning Pct. (Minimum 50 Games Played)

Rk	Name, Years	GP	W	L	Pct
1.	J.D. Simpson, 1998-01	80	78	2	.975
2.	Andre Buckner, 2000-03	84	80	4	.952
3.	Chris Burgess, 1988-99	75	69	6	.920
4.	William Avery, 1998-99	74	68	6	.919
5.	Elton Brand, 1998-99	60	55	5	.917
6.	Shane Battier, 1998-01	146	131	15	.897
7.	Clay Buckley, 1988-91	86	77	9	.8953
	Casey Sanders, 2000-03	124	111	13	.8952
9.	Mike Dunleavy, 2000-02	104	92	12	.885
	Patrick Johnson, 2003-06	52	46	6	.885

Highest Winning Pct. (Minimum 100 Games Started)

Rk	Name, Years	GS	W	L	Pct
1.	Shane Battier, 1998-01	120	108	12	.900
2.	Jason Williams, 2000-02	108	95	13	.880
3.	Chris Duhon, 2001-04	113	96	17	.850
4.	Shelden Williams, 2003-06	128	108	20	.8437
5.	Kyle Singler, 2008-11	147	124	23	.8435
6.	Mason Plumlee, 2010-13	100	84	16	.840
7.	J.J. Redick, 2003-06	134	111	23	.828
8.	Grant Hill, 1991-94	115	95	20	.826
9.	Christian Laettner, 1989-92	128	105	23	.820
	Bobby Hurley, 1990-93	139	114	25	.820

Highest Winning Pct. (Minimum 50 Games Started)

Rk	Name, Years	GS	W	L	Pct
1.	Elton Brand, 1998-99	55	50	5	.909
2.	Shane Battier, 1998-01	120	108	12	.900
3.	Mike Dunleavy, 2000-02	76	68	8	.895
4.	Carlos Boozer, 2000-02	93	82	11	.882
5.	Jason Williams, 2000-02	108	95	13	.880
6.	Sean Dockery, 2003-06	56	49	7	.875
7.	Chris Carrawell, 1997-00	95	83	12	.874
8.	Ryan Kelly, 2010-13	69	60	9	.870
9.	Nolan Smith, 2008-11	97	84	13	.866
10.	Nate James, 1997-01	63	54	9	.857

Triple-Doubles

Rk	Name, Years	No
1.	Art Heyman, 1961-63	1
	<i>vs. Virginia, 2/28/1963 (21 points, 18 rebounds, 10 assists)</i>	
	Gene Banks, 1978-81	1
	<i>vs. Lehigh, 1/9/1978 (13 points, 12 rebounds, 11 assists)</i>	
	Shelden Williams, 2003-06	1
	<i>vs. Maryland, 1/11/2006 (19 points, 11 rebounds, 10 blocked shots)</i>	

Double-Doubles

Rk	Name, Years	No
1.	Mike Gminski, 1977-80	63
2.	Shelden Williams, 2003-06	59
3.	Randy Denton, 1969-71	58
4.	Mike Lewis, 1966-68	52
5.	Art Heyman, 1961-63	46
6.	Christian Laettner, 1989-92	42
7.	Bob Fleischer, 1973-75	40
8.	Carroll Youngkin, 1959-61	38
9.	Gene Banks, 1978-81	37
10.	Mason Plumlee, 2010-13	36

Consecutive Double-Doubles

Rk	Name, Years	No
1.	Mike Lewis, 3/13/1967-2/20/1968	21
2.	Bob Fleischer, 2/13/1974-12/28/1974	13
3.	Art Heyman, 3/3/1961-12/16/1961	9
4.	Randy Denton, 1/11/1969-2/12/1969	8
5.	Mike Gminski, 3/1/1978-3/19/1978	6
	Mike Gminski, 1/23/1980-2/10/1980	6
	Shelden Williams, 2/19/2006-3/10/2006	6
8.	7X, last by Shelden Williams, 1/22/2005-2/5/2005	5

Consecutive Field Goals Made

Rk	Name, Years	No
1.	▲ Alaa Abdelnaby (Jr.), 1988-89	20
2.	Ryan Kelly (So.), 2010-11	18

Consecutive Free Throws Made

Rk	Name, Years	No
1.	▲ J.J. Redick (So.), 2003-04 [2]	54
2.	J.J. Redick (Fr.), 2002-03 [5]	43
3.	Jon Scheyer (Fr.), 2007-10 [1-9]	40
4.	Christian Laettner (Sr.), 1991-92 [1-14]	35
5.	Trajan Langdon (Jr.), 1997-98	29
6.	Shane Battier (Sr.), 2000-01	27

Double-Figure Scoring Games

Rk	Name, Years	No
1.	Johnny Dawkins, 1983-86	129
	Kyle Singler, 2008-11	129
3.	J.J. Redick, 2003-06	122
4.	Mark Alarie, 1983-86	118
	Christian Laettner, 1989-92	118
6.	Jon Scheyer, 2007-10	114
7.	Mike Gminski, 1977-80	111
	Grant Hill, 1991-94	111
9.	Trajan Langdon, 1995-99	108
10.	Gene Banks, 1978-81	107

Consecutive Double-Figure Scoring Games

Rk	Name, Years	No
1.	Jeff Mullins, 12/1/1961-3/21/1964	86
2.	Dick Groat, 1/7/1950-3/8/1952	74
3.	Danny Ferry, 12/3/1989-4/1/1989	68
4.	Johnny Dawkins, 2/26/1983-1/14/1985	51
5.	Christian Laettner, 2/16/1991-3/28/1992	46
6.	Art Heyman, 12/3/60-1/30/1962	40
7.	Mike Gminski, 1/9/1978-2/3/1979	39
8.	Art Heyman, 2/10/1962-3/23/1963	38
	J.J. Redick, 3/20/2005-3/23/2006	38
10.	Mark Alarie, 12/18/1985-3/31/1986	32

Most 20-20 Games (Points-Rebounds)

Rk	Name, Years	No
1.	Randy Denton, 1969-71	6
2.	Mike Lewis, 1966-68	4
3.	Art Heyman, 1961-63	3
4.	Carroll Youngkin, 1959-61	1
	Elton Brand, 1998-99	1

Most 20-Point Games

Rk	Name, Years	No
1.	J.J. Redick, 2003-06 [2]	70
2.	Mike Gminski, 1977-80 [5]	64
3.	Art Heyman, 1961-63 [6]	63
4.	Johnny Dawkins, 1983-86 [7]	60
5.	Jeff Mullins, 1962-64 [8]	56
6.	Dick Groat, 1950-52	54
7.	Bob Verga, 1965-67 [11]	50
8.	Jim Spanarkel, 1976-79	49
	Christian Laettner, 1989-92	49
10.	Jason Williams, 2000-02	47

Most 30-Point Games

Rk	Name, Years	No
1.	J.J. Redick, 2003-06 [7]	20
2.	Art Heyman, 1961-63 [9]	19
3.	Dick Groat, 1950-52	18
4.	Bob Verga, 1965-67	12
5.	Randy Denton, 1969-71	11
6.	Ronnie Mayer, 1954-56	10
	Mike Lewis, 1966-68	10
	Jason Williams, 2000-02	10
9.	Jeff Mullins, 1962-64	9
10.	Tate Armstrong, 1974-77	8

Most 40-Point Games

Rk	Name, Years	No
1.	Dick Groat, 1950-52	3
	J.J. Redick, 2003-06	3
3.	Tate Armstrong, 1974-77	2
4.	Art Heyman, 1961-63	1
	Jeff Mullins, 1962-64	1
	Bob Verga, 1965-67	1
	Danny Ferry, 1986-89	1

Most 15-Rebound Games

Rk	Name, Years	No
1.	Mike Lewis, 1966-68	30
2.	Randy Denton, 1969-71	27
3.	Mike Gminski, 1977-80	17
4.	Bob Fleischer, 1973-75	15
5.	Shelden Williams, 2003-06	14
6.	Art Heyman, 1961-63	13
7.	Carroll Youngkin, 1959-61	12
8.	Jay Buckley, 1962-64	10
	Alan Shaw, 1971-73	10
10.	Jack Marin, 1964-66	9

Most 20-Rebound Games

Rk	Name, Years	No
1.	Mike Lewis, 1966-68 [1-5]	8
	Randy Denton, 1969-71 [1-5]	8
3.	Art Heyman, 1961-63	3
4.	Carroll Youngkin, 1959-61	1
	Jack Marin, 1964-66	1
	Cherokee Parks, 1992-95	1
	Elton Brand, 1998-99	1
	Miles Plumlee, 2009-12	1

Most 10-Assist Games

Rk	Name, Years	No
1.	Bobby Hurley, 1990-93 [2]	33
2.	Jason Williams, 2000-02 [1-10]	14
3.	Chris Duhon, 2001-04	12
4.	Tommy Amaker, 1984-87	7
	Quin Snyder, 1986-89	7
6.	Dick DeVenzio, 1969-71	5
7.	►Quinn Cook, 2012-p	3
8.	Bob Bender, 1978-80	2
	Steve Wojciechowski, 1995-98	2
	William Avery, 1998-99	2
	Nolan Smith, 2008-11	2
12.	15 tied	1

Most 5-Blocked Shots Games

Rk	Name, Years	No
1.	Shelden Williams, 2003-06	32
2.	Mike Gminski, 1977-80	20
3.	Cherokee Parks, 1992-95	8
4.	Shane Battier, 1999-02	6
5.	Josh McRoberts, 2005-07	5
6.	Antonio Lang, 1991-94	4
	Mason Plumlee, 2010-13	4
8.	Elton Brand, 1998-99	3
	Casey Sanders, 2000-03	3
10.	Grant Hill, 1991-94	2
11.	Nine tied	1

Dunks

Rk	Name, Year	No
1.	Mason Plumlee, 2010-13	217
2.	Robert Brickey, 1987-90	147
3.	Shelden Williams, 2003-06	146
4.	Grant Hill, 1991-94	135
5.	Carlos Boozer, 2000-02	116
6.	Gerald Henderson, 2007-09	108
7.	Cherokee Parks, 1992-95	105
8.	Josh McRoberts, 2005-07	96
9.	Chris Carrawell, 1997-2000	92
10.	Miles Plumlee, 2009-12	89

► - Active Players; ◆ - NCAA Record; ▲ - ACC Record
 [#] - ACC All-Time Career Leaders In Parentheses

RECORDS

Season Records

Points

Rk	Name, Year	G	Pts	Avg
1.	J.J. Redick (Sr.), 2006 [2]	36	964	26.8
2.	Jason Williams (So.), 2001 [8]	39	841	21.6
3.	Dick Groat (Sr.), 1951	33	831	25.2
4.	Johnny Dawkins (Sr.), 1986	40	809	20.2
5.	Danny Ferry (Sr.), 1989	35	791	22.6
6.	Dick Groat (Sr.), 1952	30	780	26.0
7.	Shane Battier (Sr.), 2001	39	778	19.9
8.	Christian Laettner (Sr.), 1991	39	771	19.8
9.	Nolan Smith (Sr.), 2011	37	764	20.6
10.	Christian Laettner (Sr.), 1992	35	751	21.5
11.	Jeff Mullins (Sr.), 1964	31	750	24.2
12.	Art Heyman (Sr.), 1963	30	747	24.9
13.	Jason Williams (Sr.), 2002	35	746	21.3
14.	Jon Scheyer (Sr.), 2010	40	728	18.2
15.	J.J. Redick (Sr.), 2005	33	721	21.8
16.	Jim Spanarkel (Sr.), 1978	34	708	20.8
17.	Kyle Singler (Sr.), 2010	40	707	17.7
18.	Bob Verga (Sr.), 1967	27	705	26.1
19.	Mike Gminski (Sr.), 1980	33	704	21.3
20.	Elton Brand (So.), 1999	39	691	17.7

Active, Season: Quinn Cook, 2013 - 421

Coach K Era, Season: J.J. Redick, 2006 - 964

ACC Play, Season: J.J. Redick, 2006 - 470

Postseason, Season: Johnny Dawkins, 1986 - 213

ACC Tournament, Season: Art Heyman, 1961 - 80

NCAA Tournament, Season: Jason Williams, 2001 - 154

Freshman, Season: Gene Banks, 1978 - 581

Sophomore, Season: Jason Williams, 2001 - 841

Junior, Season: Dick Groat, 1951 - 831

Senior, Season: J.J. Redick, 2006 - 964

Cameron Indoor Stadium, Season: J.J. Redick, 2006 - 390

Scoring Average

Rk	Name, Year	G	Pts	Avg
1.	J.J. Redick (Sr.), 2006	36	964	26.8
2.	Bob Verga (Sr.), 1967	27	705	26.1
3.	Dick Groat (Sr.), 1952	30	780	26.0
4.	Art Heyman (Sr.), 1962	24	608	25.3
5.	Dick Groat (Sr.), 1951	33	831	25.18
6.	Art Heyman (Sr.), 1961	25	629	25.16
7.	Art Heyman (Sr.), 1963	30	747	24.9
8.	Tate Armstrong (Sr.), 1976	27	654	24.22
9.	Jeff Mullins (Sr.), 1964	31	750	24.19
10.	Danny Ferry (Sr.), 1989	35	791	22.6
11.	Ronnie Mayer (Sr.), 1956	25	553	22.1
12.	J.J. Redick (Sr.), 2005	33	721	21.8
13.	Mike Lewis (Sr.), 1968	28	608	21.71
14.	Ronnie Mayer (Sr.), 1955	28	607	21.68
15.	Jason Williams (So.), 2001	39	841	21.6
16.	Randy Denton (Sr.), 1970	26	560	21.54
17.	Christian Laettner (Sr.), 1992	35	751	21.46
18.	Bob Verga (So.), 1965	25	534	21.4
19.	Mike Gminski (Sr.), 1980	33	704	21.33
20.	Jason Williams (Sr.), 2002	35	746	21.31

Minimum 20 games played

Field Goals Made

Rk	Name, Year	FG
1.	Johnny Dawkins (Sr.), 1986 [4]	331
2.	J.J. Redick (Sr.), 2006	302
3.	Jeff Mullins (Sr.), 1964	300
	Danny Ferry (Sr.), 1989	300
5.	Dick Groat (Sr.), 1952	288
6.	Dick Groat (Sr.), 1951	285
	Jason Williams (So.), 2001	285
8.	Bob Verga (Sr.), 1967	283
9.	Christian Laettner (Sr.), 1991	271
10.	Art Heyman (Sr.), 1963	265
	Tate Armstrong (Sr.), 1976	265

Field Goal Attempts

Rk	Name, Year	FGA
1.	Dick Groat (Sr.), 1951	713
2.	Dick Groat (Sr.), 1952	700
3.	J.J. Redick (Sr.), 2006	643
4.	Bob Verga (Sr.), 1967	614
5.	Jeff Mullins (Sr.), 1964	613
6.	Johnny Dawkins (Sr.), 1986	603
	Jason Williams (So.), 2001	603
8.	Art Heyman (Sr.), 1963	586
9.	Danny Ferry (Sr.), 1989	575
10.	Nolan Smith (Sr.), 2011	568

Field Goal Pct.

Rk	Name, Year	FG	FGA	Pct
1.	Christian Laettner (Sr.), 1989	115	159	.723
2.	Carlos Boozer (Sr.), 2002 [4]	230	346	.665
3.	Cherokee Parks (So.), 1993 [7]	161	247	.652
4.	Alaa Abdelnaby (Sr.), 1989	123	194	.634
5.	Erik Meek (Sr.), 1995	118	190	.621
6.	Elton Brand (So.), 1999	255	411	.6204
7.	Bob Fleischer (Sr.), 1975	178	287	.6202
8.	Alaa Abdelnaby (Sr.), 1990	217	350	.6200
9.	Carlos Boozer (Sr.), 2000	164	267	.614
10.	Grant Hill (So.), 1992	182	298	.611

Minimum 100 field goals made

3-Point Field Goals Made

Rk	Name, Year	3FG
1.	J.J. Redick (Sr.), 2006 [1]	139
2.	Jason Williams (So.), 2001 [3]	132
3.	Shane Battier (Sr.), 2001 [5]	124
4.	J.J. Redick (Sr.), 2005 [6]	121
5.	Trajan Langdon (Sr.), 1999	112
6.	Jon Scheyer (Sr.), 2010	110
7.	Jason Williams (Sr.), 2002	108
8.	J.J. Redick (Sr.), 2004	102
9.	J.J. Redick (Sr.), 2003	95
	Seth Curry (Sr.), 2013	95

3-Point Field Goal Attempts

Rk	Name, Year	3FGA
1.	J.J. Redick (Sr.), 2006	330
2.	Jason Williams (So.), 2001	309
3.	J.J. Redick (Sr.), 2005	300
4.	Shane Battier (Sr.), 2001	296
5.	Jon Scheyer (Sr.), 2010	287
6.	Jason Williams (Sr.), 2002	282
7.	J.J. Redick (Sr.), 2004	258
8.	Trajan Langdon (Sr.), 1999	254
9.	J.J. Redick (Sr.), 2003	238
10.	Mike Dunleavy (Sr.), 2002	233

3-Point Field Goal Pct.

Rk	Name, Year	FG	FGA	Pct
1.	Christian Laettner (Sr.), 1992 [1]	54	97	.557
2.	Chip Engelland (Sr.), 1983	41	74	.554
3.	Jeff Capel (So.), 1995	63	137	.460
4.	Greg Paulus (So.), 2007	68	151	.450
5.	Quin Snyder (Sr.), 1988	41	92	.446
6.	Shane Battier (Sr.), 2000	79	178	.444
7.	Chris Collins (Sr.), 1996	79	179	.4413
8.	Trajan Langdon (So.), 1997	86	195	.4410
9.	Trajan Langdon (Sr.), 1999	112	254	.4409
10.	Seth Curry (Sr.), 2013	95	217	.438

Minimum 35 three-point field goals made

Free Throws Made

Rk	Name, Year	FT
1.	Dick Groat (Sr.), 1951	261
2.	Christian Laettner (Sr.), 1990	225
3.	J.J. Redick (Sr.), 2006	221
4.	Jim Spanarkel (Sr.), 1978	220
5.	Art Heyman (Sr.), 1963	217
6.	Christian Laettner (Sr.), 1991	211
7.	Dick Groat (Sr.), 1952	204
8.	Shelden Williams (Sr.), 2006	201
9.	J.J. Redick (Sr.), 2005	196
10.	Jon Scheyer (Sr.), 2010	194

Free Throw Attempts

Rk	Name, Year	FTA
1.	Dick Groat (Sr.), 1951	331
2.	Art Heyman (Sr.), 1963	314
3.	Dick Groat (Sr.), 1952	281
4.	Art Heyman (Sr.), 1962	276
5.	Shelden Williams (Sr.), 2006	270
6.	Christian Laettner (Sr.), 1990	269
7.	Art Heyman (Sr.), 1961	263
	Christian Laettner (Sr.), 1991	263
9.	Elton Brand (So.), 1999	256
	J.J. Redick (Sr.), 2006	256

Free Throw Pct.

Rk	Name, Year	FT	FTA	Pct
1.	J.J. Redick (Sr.), 2004 [1]	143	150	.953
2.	J.J. Redick (Sr.), 2005 [2]	196	209	.938
3.	J.J. Redick (Sr.), 2003 [3]	102	111	.919
4.	Trajan Langdon (Sr.), 1997	113	126	.897
5.	Jon Scheyer (Sr.), 2008	120	135	.889
6.	Trajan Langdon (Sr.), 1998	101	114	.886
7.	Jon Scheyer (Sr.), 2010	194	221	.878
8.	Seth Curry (Sr.), 2012	103	118	.873
9.	J.J. Redick (Sr.), 2006	221	256	.8633
10.	Jim Spanarkel (Sr.), 1978	220	255	.8627

Minimum 100 free throws made

Rebounds

Rk	Name, Year	G	Reb	Avg
1.	Bernie Janicki (So.), 1952	30	476	15.9
2.	Mike Lewis (Sr.), 1968	28	402	14.4
3.	Randy Denton (Sr.), 1971	30	385	12.8
4.	Shelden Williams (Sr.), 2006	36	384	10.7
5.	Elton Brand (So.), 1999	39	382	9.8
6.	Shelden Williams (Sr.), 2005	33	369	11.2
7.	Christian Laettner (Sr.), 1990	38	364	9.6
8.	Mike Gminski (Sr.), 1980	33	359	10.9
	Mason Plumlee (Sr.), 2013	36	359	10.0
10.	Randy Denton (Sr.), 1969	28	358	12.8
11.	Ronnie Mayer (Sr.), 1955	28	348	12.4
12.	Christian Laettner (Sr.), 1991	39	340	8.7
13.	Mike Lewis (Sr.), 1966	30	329	11.0
14.	Art Heyman (Sr.), 1963	30	324	10.8
	Randy Denton (Sr.), 1970	26	324	12.5
16.	Bob Fleischer (Sr.), 1974	26	323	12.4
17.	Mike Lewis (Sr.), 1967	26	320	12.3
18.	Mike Gminski (Sr.), 1978	32	319	10.0
19.	Shelden Williams (So.), 2004	37	314	8.5
20.	Mason Plumlee (Sr.), 2012	34	312	9.2

Active, Season: Quinn Cook, 2013 - 138

Coach K Era, Season: Shelden Williams, 2006 - 384

ACC Play, Season: Mike Lewis, 1968 - 241

Postseason, Season: Jay Buckley, 1963 - 93

ACC Tournament, Season: Carroll Youngkin, 1961 - 48

NCAA Tournament, Season: Shane Battier, 2001 - 61

Freshman, Season: Gene Banks, 1978 - 292

Sophomore, Season: Bernie Janicki, 1952 - 476

Junior, Season: Shelden Williams, 2005 - 369

Senior, Season: Mike Lewis, 1968 - 402

Cameron Indoor Stadium, Season: Shelden Williams, 2005 - 190

Rebound Average

Rk	Name, Year	G	Reb	Avg
1.	Bernie Janicki (So.), 1952	30	476	15.9
2.	Mike Lewis (Sr.), 1968	28	402	14.4
3.	Randy Denton (Sr.), 1971	30	385	12.83
4.	Randy Denton (So.), 1969	28	358	12.79
5.	Randy Denton (Jr.), 1970	26	324	12.5
6.	Ronnie Mayer (Jr.), 1955	28	348	12.43
7.	Bob Fleischer (Jr.), 1974	26	323	12.42
8.	Mike Lewis (Jr.), 1967	26	320	12.3
9.	Alan Shaw (Jr.), 1972	26	308	11.8
10.	Jim Newcome (Jr.), 1957	24	273	11.4

Offensive Rebounds

Rk	Name, Years	G	OReb	Avg
1.	Brian Zoubek (Sr.), 2010	40	143	3.6
2.	Elton Brand (So.), 1999	39	139	3.6
3.	Christian Laettner (So.), 1990	38	129	3.4
4.	Shelden Williams (Jr.), 2005	33	127	3.8
5.	Carlos Boozer (Jr.), 2002	35	119	3.4
	Shelden Williams (So.), 2004	37	119	3.2
7.	Shelden Williams (Sr.), 2006	36	117	3.3
8.	Kyle Singler (So.), 2009	37	112	3.0
9.	Erik Meek (Sr.), 1995	31	110	3.5
10.	Greg Newton (Jr.), 1996	31	106	3.4

Assists

Rk	Name, Year	G	Ast	Avg
1.	Bobby Hurley (So.), 1991 [3]	39	289	7.4
2.	Bobby Hurley (Fr.), 1990 [4]	38	288	7.6
3.	Bobby Hurley (Sr.), 1993	32	262	8.2
4.	Tommy Amaker (Jr.), 1986	40	241	6.0
5.	Bobby Hurley (Jr.), 1992	31	237	7.6
	Jason Williams (So.), 2001	39	237	6.1
7.	Dick Groat (Sr.), 1952	30	229	7.6
8.	Chris Duhon (Sr.), 2004	37	225	6.1
9.	Quin Snyder (Sr.), 1989	36	223	6.2
10.	Jason Williams (Fr.), 2000	34	220	6.5
11.	Chris Duhon (Jr.), 2003	33	212	6.4
12.	Chris Duhon (So.), 2002	35	208	5.9
13.	Quin Snyder (Jr.), 1988	35	198	5.6
14.	William Avery (So.), 1999	39	196	5.0
15.	Jon Scheyer (Sr.), 2010	40	194	4.9
16.	►Quinn Cook (So.), 2013	36	190	5.3
17.	Nolan Smith (Sr.), 2011	37	189	5.1
18.	Jason Williams (Jr.), 2002	35	187	5.3
	Greg Paulus (Fr.), 2006	36	187	5.2
20.	Tommy Amaker (So.), 1985	31	184	5.9

Active, Season: Quinn Cook, 2013 - 190
 Coach K Era, Season: Bobby Hurley, 1991 - 289
 ACC Play, Season: Bobby Hurley, 1993 - 127
 Postseason, Season: Bobby Hurley, 1992 - 73
 ACC Tournament, Season: Jason Williams, 2000 - 27
 NCAA Tournament, Season: Bobby Hurley, 1992 - 47
 Freshman, Season: Bobby Hurley, 1990 - 288
 Sophomore, Season: Bobby Hurley, 1991 - 289
 Junior, Season: Tommy Amaker, 1986 - 241
 Senior, Season: Bobby Hurley, 1993 - 262
 Cameron Indoor Stadium, Season: Bobby Hurley, 1993 - 137

Assists Per Game

Rk	Name, Years	G	Ast	Avg
1.	Bobby Hurley (Sr.), 1993 [6]	32	262	8.2
2.	Bobby Hurley (Jr.), 1992	31	237	7.65
3.	Dick Groat (Sr.), 1952	30	229	7.63
4.	Bobby Hurley (Fr.), 1990	38	288	7.58
5.	Bobby Hurley (So.), 1991	39	289	7.4
6.	Jason Williams (Fr.), 2000	34	220	6.5
7.	Chris Duhon (Jr.), 2003	33	212	6.4
8.	Quin Snyder (Sr.), 1989	36	223	6.2
9.	Chris Duhon (Sr.), 2004	37	225	6.081
10.	Jason Williams (So.), 2001	39	237	6.076

Blocked Shots

Rk	Name, Year	G	Blk	Avg
1.	Shelden Williams (Sr.), 2006 [5]	36	137	3.8
2.	Shelden Williams (Jr.), 2005 [7]	33	122	3.7
3.	Shelden Williams (So.), 2004	37	111	3.0
4.	Mike Gminski (Sr.), 1980	33	97	2.9
5.	Mike Gminski (So.), 1978	32	92	2.9
6.	Mike Gminski (Fr.), 1977	27	90	3.3
7.	Shane Battier (Sr.), 2001	39	88	2.3
8.	Elton Brand (So.), 1999	39	86	2.2
9.	Josh McRoberts (So.), 2007	33	82	2.5
10.	Cherokee Parks (Jr.), 1994	34	76	2.2
11.	Shane Battier (Jr.), 2000	34	70	2.1
12.	Mike Gminski (Jr.), 1979	30	66	2.2
13.	Cherokee Parks (So.), 1993	32	64	2.0
14.	Mason Plumlee (So.), 2011	37	62	1.7
15.	Shavlik Randolph (So.), 2004	37	61	1.6
16.	Cherokee Parks (Sr.), 1995	31	55	1.8
	Mason Plumlee (Jr.), 2012	34	55	1.6
18.	Casey Sanders (Sr.), 2003	33	54	1.6
19.	Shane Battier (Fr.), 1998	36	53	1.5
20.	Shelden Williams (Fr.), 2003	33	52	1.6
	Mason Plumlee (Sr.), 2013	36	52	1.4

Active, Season: Amile Jefferson, 2013 - 16
 Coach K Era, Season: Shelden Williams, 2006 - 137
 ACC Play, Season: Shelden Williams, 2006 - 68
 Postseason, Season: Cherokee Parks, 1994 - 28
 ACC Tournament, Season: Shelden Williams, 2005 - 11
 NCAA Tournament, Season: Cherokee Parks, 1994 - 18
 Freshman, Season: Mike Gminski, 1977 - 90
 Sophomore, Season: Shelden Williams, 2004 - 111
 Junior, Season: Shelden Williams, 2005 - 122
 Senior, Season: Shelden Williams, 2006 - 137
 Cameron Indoor Stadium, Season: Shelden Williams, 2005 - 68

Blocked Shots Per Game

Rk	Name, Year	G	Blk	Avg
1.	Shelden Williams (Sr.), 2006	36	137	3.81
2.	Shelden Williams (Jr.), 2005	33	122	3.70
3.	Mike Gminski (Fr.), 1977	27	90	3.33
4.	Shelden Williams (So.), 2004	37	111	3.00
5.	Mike Gminski (Sr.), 1980	33	97	2.94
6.	Mike Gminski (So.), 1978	33	92	2.88
7.	Josh McRoberts (So.), 2007	33	82	2.48
8.	Shane Battier (Sr.), 2001	39	88	2.26
9.	Cherokee Parks (Jr.), 1994	34	76	2.24
10.	Elton Brand (So.), 1999	39	86	2.21

Steals

Rk	Name, Year	G	St	Avg
1.	Jim Spanarkel (Jr.), 1978 [9]	34	93	2.7
2.	Steve Wojciechowski (Jr.), 1997	33	82	2.5
	Shane Battier (Sr.), 2001	39	82	2.1
	Chris Duhon (So.), 2002	35	82	2.3
5.	Tommy Amaker (Jr.), 1986	40	81	2.0
	Jason Williams (Fr.), 2000	34	81	2.4
7.	Mike Dunleavy (Jr.), 2002	35	80	2.3
	Chris Duhon (Sr.), 2004	37	80	2.2
9.	Jason Williams (So.), 2001	39	78	2.0
10.	Chris Duhon (Fr.), 2001	39	77	2.0
11.	Jason Williams (Jr.), 2002	35	76	2.2
12.	Christian Laettner (Jr.), 1991	39	75	1.9
13.	Christian Laettner (Sr.), 1992	35	74	2.1
	Steve Wojciechowski (Sr.), 1998	36	74	2.1
15.	Quin Snyder (Sr.), 1989	36	73	2.0
16.	Jim Spanarkel (So.), 1977	27	69	2.6
17.	Shane Battier (Jr.), 2000	34	68	2.0
18.	Bobby Hurley (Fr.), 1990	38	67	1.8
19.	Shane Battier (So.), 1999	37	65	1.8
	Daniel Ewing (Sr.), 2005	33	65	2.0
	Jon Scheyer (Sr.), 2010	40	65	1.6

Active, Season: Quinn Cook, 2013 - 52
 Coach K Era, Season: 3x, last by Chris Duhon, 2002 - 82
 ACC Play, Season: Chris Duhon, 2002 - 45
 Postseason, Season: Christian Laettner, 1992 - 27
 ACC Tournament, Season: Christian Laettner, 1992 - 14
 NCAA Tournament, Season: Tommy Amaker, 1986 - 18
 Freshman, Season: Jason Williams, 2000 - 81
 Sophomore, Season: Chris Duhon, 2002 - 82
 Junior, Season: Jim Spanarkel, 1978 - 93
 Senior, Season: Shane Battier, 2001 - 82
 Cameron Indoor Stadium, Season: Steve Wojciechowski, 1997 - 49

Steals Per Game

Rk	Name, Years	G	St	Avg
1.	Jim Spanarkel (Jr.), 1978	34	93	2.74
2.	Jim Spanarkel (So.), 1977	27	69	2.56
3.	Steve Wojciechowski (Jr.), 1997	33	82	2.48
4.	Grant Hill (Jr.), 1993	26	64	2.46
5.	Jason Williams (Fr.), 2000	34	81	2.38
6.	Chris Duhon (So.), 2002	35	81	2.34
7.	Mike Dunleavy (Jr.), 2002	35	80	2.29
8.	George Moses (Sr.), 1976	27	61	2.26
9.	Jason Williams (Jr.), 2002	35	76	2.17
10.	Chris Duhon (Sr.), 2004	37	80	2.16

Assist-to-Turnover Ratio

Rk	Name, Years	A	TO	A:TO
1.	Steve Wojciechowski, 1997	176	58	3.03:1
2.	Jon Scheyer, 2010	194	65	2.98:1
3.	Tommy Amaker, 1985	184	64	2.88:1
4.	Chris Duhon, 2001	174	61	2.85:1
5.	Steve Wojciechowski, 1998	164	64	2.56:1
6.	Tommy Amaker, 1986	241	96	2.51:1
7.	Bob Bender, 1978	82	33	2.48:1
8.	Billy King, 1988	122	50	2.44:1
9.	Bobby Hurley, 1993	262	108	2.43:1
10.	►Quinn Cook, 2013	190	80	2.38:1

minimum 20 games played and 3.0 assist per game

Turnovers

Rk	Name, Years	TO
1.	Bobby Hurley (Fr.), 1990	166
2.	Jason Williams (So.), 2001	154
3.	Bobby Hurley (So.), 1991	151
4.	Jason Williams (Fr.), 2000	139
5.	Gene Banks (Fr.), 1978	134
6.	Jason Williams (Jr.), 2002	131
7.	Christian Laettner (Jr.), 1991	121
8.	Greg Paulus (Fr.), 2006	118
	Nolan Smith (Sr.), 2011	118
10.	Jim Spanarkel (Jr.), 1978	117

Charges Taken

Rk	Name, Year	No
1.	Shane Battier (So.), 1999	36
2.	Shane Battier (Fr.), 1998	29
3.	Shane Battier (Sr.), 2001	26
4.	Dan Meagher (Sr.), 1985	25
	Billy King (Sr.), 1988	25
6.	Bobby Hurley (Fr.), 1990	24
7.	Dan Meagher (Jr.), 1984	22
	David Henderson (Sr.), 1986	22
	Danny Ferry (Sr.), 1989	22
	Shavlik Randolph (Jr.), 2005	22

Dunks

Rk	Name, Year	No
1.	Mason Plumlee (Sr.), 2013	87
2.	Mason Plumlee (Jr.), 2012	60
3.	Shelden Williams (Sr.), 2006	58
4.	Robert Brickey (Jr.), 1989	56
5.	Josh McRoberts (Fr.), 2006	54
6.	Elton Brand (So.), 1999	50
7.	Grant Hill (So.), 1992	48
8.	Mason Plumlee (So.), 2011	46
9.	Gerald Henderson (So.), 2008	45
10.	Gerald Henderson (Jr.), 2009	42
	Josh McRoberts (So.), 2007	42

RECORDS

Personal Fouls

Rk	Name, Year	PF
1.	Brian Zoubek (Sr.), 2010	138
2.	Dick Groat (Jr.), 1951	128
3.	Lance Thomas (Sr.), 2010	121
4.	Christian Laettner (So.), 1990	120
	Shelden Williams (So.), 2004	120
6.	Mark Alarie (Sr.), 1986	119
	Danny Ferry (Fr.), 1986	119
8.	Dan Meagher (Jr.), 1984	118
9.	Shelden Williams (Sr.), 2006	114
10.	Junior Morgan (Jr.), 1955	113

Times Disqualified (Fouls)

Rk	Name, Year	DQ
1.	Willie Hodge (Sr.), 1976	14
2.	Junior Morgan (Jr.), 1955	13
3.	Jim Kulpan (Sr.), 1951	10
	Dick Groat (Jr.), 1951	10
	Dick Groat (Sr.), 1952	10
	Bill Riegel (Sr.), 1953	10
7.	Ronnie Mayer (Jr.), 1955	9
	Willie Hodge (Jr.), 1975	9
	George Moses (Sr.), 1976	9
	Taymon Domzalski (Fr.), 1996	9

Games Played

Rk	Name, Year	GP
1.	◆ Mark Alarie (Sr.), 1986 <i>[1-1]</i>	40
	◆ Tommy Amaker (Jr.), 1986 <i>[1-1]</i>	40
	◆ Johnny Dawkins (Sr.), 1986 <i>[1-1]</i>	40
	◆ Danny Ferry (Fr.), 1986 <i>[1-1]</i>	40
	◆ Billy King (So.), 1986 <i>[1-1]</i>	40
	◆ Jon Scheyer (Sr.), 2010 <i>[1-1]</i>	40
	◆ Brian Zoubek (Sr.), 2010 <i>[1-1]</i>	40
	◆ Lance Thomas (Sr.), 2010 <i>[1-1]</i>	40
	◆ Kyle Singler (Jr.), 2010 <i>[1-1]</i>	40
	◆ Miles Plumlee (So.), 2010 <i>[1-1]</i>	40
11.	16 players	39

Games Started

Rk	Name, Year	GS
1.	◆ Mark Alarie (Sr.), 1986 <i>[1-1]</i>	40
	◆ Tommy Amaker (Jr.), 1986 <i>[1-1]</i>	40
	◆ Johnny Dawkins (Sr.), 1986 <i>[1-1]</i>	40
	◆ Jon Scheyer (Sr.), 2010 <i>[1-1]</i>	40
	◆ Kyle Singler (Jr.), 2010 <i>[1-1]</i>	40
6.	David Henderson (Sr.), 1986 <i>[1-8]</i>	39
	Bobby Hurley (So.), 1991 <i>[1-8]</i>	39
	Christian Laettner (Jr.), 1991 <i>[1-8]</i>	39
	William Avery (So.), 1999 <i>[1-8]</i>	39
	Chris Carrawell (Jr.), 1999 <i>[1-8]</i>	39
	Shane Battier (Sr.), 2001 <i>[1-8]</i>	39
	Mike Dunleavy (So.), 2001 <i>[1-8]</i>	39
	Jason Williams (So.), 2001 <i>[1-8]</i>	39
	Lance Thomas (Sr.), 2010 <i>[1-8]</i>	39

Minutes Played

Rk	Name, Year	Min
1.	Jon Scheyer (Sr.), 2010	1,470
2.	Kyle Singler (Jr.), 2010	1,436
3.	Shane Battier (Sr.), 2001	1,363
4.	Bobby Hurley (So.), 1991	1,353
5.	Nolan Smith (Jr.), 2010	1,349
6.	J.J. Redick (Sr.), 2006	1,336
7.	Johnny Dawkins (Sr.), 1986	1,324
8.	Chris Duhon (Sr.), 2004	1,311
9.	Johnny Dawkins (So.), 1984	1,306
10.	Kyle Singler (Sr.), 2011	1,286

Double-Figure Scoring Games

Rk	Name, Year	No
1.	Mark Alarie (Sr.), 1986	39
	Johnny Dawkins (Sr.), 1986	39
3.	Elton Brand (So.), 1999	38
	Jon Scheyer (Sr.), 2010	38
5.	Christian Laettner (Jr.), 1991	37
6.	Shane Battier (Sr.), 2001	36
	Jason Williams (So.), 2001	36
	J.J. Redick (Sr.), 2006	36
	Nolan Smith (Jr.), 2010	36
	Kyle Singler (Jr.), 2010	36

Double-Doubles

Rk	Name, Year	No
1.	Mike Lewis (Sr.), 1968	24
2.	Randy Denton (Sr.), 1971	22
3.	Mike Gminski (So.), 1978	21
	Shelden Williams (Sr.), 2006	21
5.	Mike Gminski (Sr.), 1980	20
	Shelden Williams (Jr.), 2005	20
7.	Randy Denton (So.), 1969	19
	Bob Fleischer (Jr.), 1974	19
	Elton Brand (So.), 1999	19
10.	Christian Laettner (Jr.), 1991	18
	Mason Plumlee (Sr.), 2013	18

Most 20-20 Games (Points-Rebounds)

Rk	Name, Year	No
1.	Mike Lewis (Sr.), 1968	3
	Randy Denton (Jr.), 1970	3
3.	Randy Denton (Sr.), 1971	2
4.	Carroll Youngkin (So.), 1959	1
	Art Heyman (So.), 1961	1
	Art Heyman (Jr.), 1962	1
	Art Heyman (Sr.), 1963	1
	Mike Lewis (Jr.), 1967	1
	Randy Denton (So.), 1969	1
	Elton Brand (So.), 1999	1

Most 20-Point Games

Rk	Name, Year	No
1.	Dick Groat (Jr.), 1951	28
	J.J. Redick (Sr.), 2006	28
3.	Johnny Dawkins (Sr.), 1986	26
4.	Jeff Mullins (Sr.), 1964	25
5.	Dick Groat (Sr.), 1952	24
	Art Heyman (Sr.), 1963	24
	Jason Williams (So.), 2001	24
8.	Bob Verga (Sr.), 1967	23
	Jim Spanarkel (Jr.), 1978	23
10.	Danny Ferry (Sr.), 1989	22
	Shane Battier (Sr.), 2001	22

Most 30-Point Games

Rk	Name, Year	No
1.	J.J. Redick (Sr.), 2006	14
2.	Bob Verga (Sr.), 1967	10
3.	Dick Groat (Jr.), 1951	9
	Dick Groat (Sr.), 1952	9
5.	Mike Lewis (Sr.), 1968	8
6.	Art Heyman (So.), 1961	7
	Art Heyman (Jr.), 1962	7
8.	Randy Denton (Jr.), 1970	6
	Tate Armstrong (Jr.), 1976	6
	Jason Williams (So.), 2001	6

Most 40-Point Games

Rk	Name, Year	No
1.	Dick Groat (Sr.), 1952	3
	J.J. Redick (Sr.), 2006	3
3.	Tate Armstrong (Jr.), 1976	2
4.	Art Heyman (Sr.), 1963	1
	Jeff Mullins (Sr.), 1964	1
	Bob Verga (Sr.), 1967	1
	Danny Ferry (Sr.), 1989	1

Most 10-Rebound Games

Rk	Name, Year	No
1.	Mike Lewis (Sr.), 1968	24
2.	Randy Denton (Sr.), 1971	23
3.	Shelden Williams (Jr.), 2005	22
	Shelden Williams (Sr.), 2006	22
5.	Randy Denton (So.), 1969	21
	Bob Fleischer (Jr.), 1974	21
	Mike Gminski (So.), 1978	21
	Mike Gminski (Sr.), 1980	21
9.	Elton Brand (So.), 1999	20
10.	Christian Laettner (Jr.), 1991	19
	Mason Plumlee (Sr.), 2013	19

Most 15-Rebound Games

Rk	Name, Year	No
1.	Mike Lewis (Sr.), 1968	16
2.	Randy Denton (So.), 1969	9
	Randy Denton (Jr.), 1970	9
	Randy Denton (Sr.), 1971	9
	Alan Shaw (Jr.), 1972	9
6.	Mike Lewis (Jr.), 1967	8
7.	Bob Fleischer (Jr.), 1974	7
8.	Mike Lewis (So.), 1966	6
	Mike Gminski (Fr.), 1977	6
	Mike Gminski (Sr.), 1980	6
	Shelden Williams (Jr.), 2005	6
	Shelden Williams (Sr.), 2006	6

Most 20-Rebound Games

Rk	Name, Year	No
1.	Mike Lewis (Sr.), 1968	5
2.	Randy Denton (So.), 1969	3
	Randy Denton (Jr.), 1970	3
4.	Mike Lewis (So.), 1966	2
	Randy Denton (Sr.), 1971	2
6.	Carroll Youngkin (So.), 1959	1
	Art Heyman (So.), 1961	1
	Art Heyman (Jr.), 1962	1
	Art Heyman (Sr.), 1963	1
	Jack Marin (Jr.), 1965	1
	Mike Lewis (Jr.), 1967	1
	Cherokee Parks (Jr.), 1994	1
	Elton Brand (So.), 1999	1
	Miles Plumlee (Jr.), 2012	1

Most 10-Assist Games

Rk	Name, Year	No
1.	Bobby Hurley (Fr.), 1990	9
	Bobby Hurley (Jr.), 1992	9
3.	Bobby Hurley (Sr.), 1993	8
4.	Bobby Hurley (So.), 1991	7
	Jason Williams (Fr.), 2000	7
6.	Jason Williams (So.), 2001	5
7.	Dick DeVenzio (So.), 1969	4
	Quin Snyder (Sr.), 1989	4
	Chris Duhon (So.), 2002	4
	Chris Duhon (Jr.), 2003	4

Most 5-Blocked Shots Games

Rk	Name, Year	No
1.	Shelden Williams (Sr.), 2006	12
2.	Shelden Williams (Jr.), 2005	10
3.	Shelden Williams (So.), 2004	9
4.	Mike Gminski (So.), 1978	7
5.	Mike Gminski (Fr.), 1977	6
6.	Mike Gminski (Sr.), 1980	5
	Josh McRoberts (So.), 2007	5
8.	Cherokee Parks (Jr.), 1994	4
9.	Cherokee Parks (So.), 1993	3
	Elton Brand (So.), 1999	3
	Shane Battier (Jr.), 2000	3
	Shane Battier (Sr.), 2001	3
	Mason Plumlee (So.), 2011	3

▶ - Active Players

◆ - NCAA Record

[#] - ACC All-Time Career Leaders In Parentheses

RECORDS

Game Records

Points

Rk	Name vs. Opponent, Date	Pts
1.	Danny Ferry (Sr.) at Miami, 12/10/1988 [1]	58
2.	■ Dick Groat (Sr.) vs. North Carolina, 2/29/1952	48
3.	Dick Groat (Sr.) vs. George Washington, 2/2/1952	46
4.	Jeff Mullins (Sr.) vs. Villanova, 3/13/1964	43
5.	Tate Armstrong (Jr.) vs. Clemson, 2/25/1976	42
6.	Bob Verga (Sr.) vs. Ohio State, 12/29/1966	41
	J.J. Redick (Sr.) vs. Texas, 12/10/2005	41
	J.J. Redick (Sr.) at Georgetown, 1/21/2006	41
9.	Dick Groat (Sr.) at South Carolina, 2/23/1952	40
	Art Heyman (Sr.) vs. North Carolina, 2/23/1963	40
	Tate Armstrong (Jr.) vs. N.C. State, 2/18/1976	40
	J.J. Redick (Sr.) vs. Virginia, 1/28/2006	40
13.	Art Heyman (Jr.) at South Carolina, 12/13/1961	39
	Bob Verga (Sr.) at Wake Forest, 2/28/1967	39
	Gary Melchionni (Sr.) vs. Maryland, 2/3/1973	39
16.	Bill Reigel (Sr.) at Wake Forest, 2/12/1953	38
	Ronnie Mayer (Sr.) vs. Maryland, 1/14/1956	38
	Art Heyman (Jr.) vs. Maryland, 1/13/1962	38
	Bob Verga (Sr.) vs. Penn State, 1/3/1967	38
	Tate Armstrong (Jr.) at Virginia, 2/11/1976	38
	Jason Williams (Jr.) vs. Kentucky, 12/18/2001	38
	J.J. Redick (Jr.) vs. Wake Forest, 2/20/2005	38

Active, Game: Andre Dawkins vs. Bradley, 12/8/2010 - 28
Coach K Era, Game: Danny Ferry at Miami, 12/10/1988 - 58
ACC Play, Game: Tate Armstrong vs. Clemson, 2/25/1976 - 42
Southern Conference Play, Game: Dick Groat vs. N. Carolina, 2/29/1952 - 48
Postseason, Game: Jeff Mullins vs. Villanova, 2/13/1964 - 43
ACC Tournament, Game: Bob Verga vs. Virginia, 3/9/1967
J.J. Redick vs. N.C. State, 3/12/2005 - 35
NCAA Tournament, Game: Jeff Mullins vs. Villanova, 2/13/1964 - 43
Cameron Indoor Stadium, Game: Dick Groat vs. N. Carolina, 2/29/1952 - 48
Freshman, Game: J.J. Redick vs. Virginia, 1/15/2003 - 34
Sophomore, Game: Bill Reigel at Wake Forest, 2/12/1953
Jason Williams vs. Kentucky, 12/18/2001 - 38
Junior, Game: Tate Armstrong vs. Clemson, 2/26/1976 - 42
Senior, Game: Danny Ferry at Miami, 12/10/1988 - 58
In a Season Opener: Art Heyman vs. Davidson, 12/11/1962 - 36
In a Conference Opener: Jim Spanarkel vs. Maryland, 1/4/1978
Danny Ferry vs. Wake Forest, 12/21/1988 - 33
Off the Bench: Kyrie Irving vs. Arizona, 3/24/2011 - 28

Field Goals Made

Rk	Name vs. Opponent, Date	FG
1.	Danny Ferry (Sr.) at Miami, 12/10/1988 [2]	23
2.	■ Dick Groat (Sr.) vs. North Carolina, 2/29/1952	19
	Jeff Mullins (Sr.) vs. Villanova, 3/13/1964 [1-8]	19
4.	Jack Marin (Sr.) vs. Wake Forest, 1/15/1966	18
	Tate Armstrong (Jr.) vs. Clemson, 2/25/1976	18
6.	Gary Melchionni (Sr.) vs. Maryland, 2/3/1973	17
7.	Dick Groat (Sr.) vs. George Washington, 2/2/1952	16
	Dick Groat (Sr.) at South Carolina, 2/23/1952	16
	Art Heyman (Jr.) at South Carolina, 12/13/1961	16
	Bob Verga (Sr.) vs. Ohio State, 12/29/1966	16
	Bob Verga (Sr.) vs. Penn State, 1/3/1967	16
	Randy Denton (Jr.) at Clemson, 2/13/1970	16
	Randy Denton (Jr.) vs. Utah, 3/14/1970	16
	Tate Armstrong (Jr.) vs. Maryland, 2/7/1976	16
	Vince Taylor (Sr.) vs. Clemson, 2/24/1982	16

Most Field Goals Made (No Misses)

Rk	Name vs. Opponent, Date	FG
1.	Carlos Boozer (So.) vs. Portland, 12/19/2000	11
2.	■ Mike Lewis (Jr.) vs. Penn State, 1/3/1966	10
	■ Mike Gminski (Fr.) vs. Johns Hopkins, 11/30/1976	10
	Christian Laettner (Sr.) vs. Kentucky, 3/28/1992	10
5.	Carroll Youngkin (Sr.) at Virginia, 1/11/1961	9
	Alaa Abdelnaby (Jr.) vs. East Carolina, 11/30/1988	9
	Cherokee Parks (So.) vs. San Francisco, 1/26/1993	9
	Greg Newton (Jr.) vs. Western Carolina, 12/20/1995	9
	Mason Plumlee (Jr.) vs. Lehigh, 3/16/2012	9
10.	Pete Kramer (Sr.) vs. Cornell, 11/30/1974	8
	Vince Taylor (Sr.) vs. East Carolina, 12/22/1981	8
	Robert Brickey (So.) vs. North Carolina, 3/6/1988	8
	Alaa Abdelnaby (Jr.) vs. The Citadel, 11/26/1988	8
	Grant Hill (So.) vs. North Carolina, 3/15/1992	8
	Cherokee Parks (So.) vs. Clemson, 1/6/1993	8
	Carlos Boozer (So.) vs. Clemson, 1/7/2001	8
	Lance Thomas (Jr.) vs. Duquesne, 11/28/2008	8
	Mason Plumlee (Sr.) vs. Cornell, 12/19/2012	8

Field Goals Attempted

Rk	Name vs. Opponent, Date	FG
1.	■ Dick Groat (Sr.) vs. North Carolina, 2/29/1952	37
2.	Art Heyman (Sr.) vs. North Carolina, 2/23/1963	33
3.	Art Heyman (Jr.) vs. Maryland, 1/13/1962	32
4.	Bob Verga (Jr.) at Wake Forest, 2/22/1966	31
	Bob Verga (Sr.) vs. Penn State, 1/3/1967	31
6.	Art Heyman (So.) vs. South Carolina, 3/3/1961	30
	Art Heyman (Jr.) at South Carolina, 12/13/1961	30
	Art Heyman (Sr.) vs. Loyola-Chicago, 3/22/1963	30
9.	Bob Verga (Sr.) vs. Ohio State, 12/29/1966	29
	Bob Verga (Sr.) at North Carolina, 3/4/1967	29
	Bob Verga (Sr.) vs. Southern Illinois, 3/13/1967	29
	Tate Armstrong (Jr.) vs. Clemson, 2/26/1976	29
	Danny Ferry (Sr.) vs. Seton Hall, 4/1/1989	29

3-Point Field Goals Made

Rk	Name vs. Opponent, Date	3FG
1.	■ Shane Battier (Sr.) vs. Princeton, 11/14/2000 [1-3]	9
	J.J. Redick (Sr.) vs. Texas, 12/10/2005 [1-3]	9
3.	William Avery (So.) vs. Florida, 12/9/1998	8
	Jason Williams (So.) vs. Temple, 12/2/2000	8
	Jason Williams (Jr.) at Florida State, 1/6/2002	8
	Jason Williams (Jr.) vs. North Carolina, 3/3/2002	8
	J.J. Redick (Jr.) at Florida State, 1/22/2005	8
	J.J. Redick (Sr.) vs. Virginia, 1/28/2006	8
	Kyle Singler (Jr.) vs. Georgia Tech, 2/4/2010	8
	Andre Dawkins (So.) vs. Bradley, 12/8/2010	8

3-Point Field Goal Attempts

Rk	Name vs. Opponent, Date	3FGA
1.	Bobby Hurley (Sr.) vs. California, 3/20/1993 [1-3]	18
2.	■ Jason Williams (Jr.) vs. Temple, 12/5/2001	16
	J.J. Redick (Sr.) vs. Texas, 12/10/2005	16
4.	Jason Williams (Jr.) vs. North Carolina, 3/3/2002	15
	J.J. Redick (Jr.) vs. Georgia Tech, 2/5/2005	15
6.	Shane Battier (Sr.) vs. Maryland, 2/27/2001	14
	Jason Williams (Jr.) at Clemson, 2/2/2002	14
	J.J. Redick (Sr.) at Florida State, 3/1/2006	14
	Andre Dawkins (So.) vs. Bradley, 12/8/2010	14
10.	10x last, Tyler Thornton (So.) vs. Virginia Tech, 3/9/2012	13

3-Point Field Goal Pct.

Rk	Name vs. Opponent, Date	Pct
1.	Bobby Hurley (Sr.) vs. Southern Illinois, 3/18/1993 [6-7]	.857
	Trajan Langdon (So.) vs. St. Joseph's, 11/20/1996 [6-7]	.857
	Steve Wojciechowski (Jr.) at North Carolina, 3/2/1997 [6-7]	.857
	J.J. Redick (Fr.) at Ga. Tech, 2/26/2003 [6-7]	.857
	Seth Curry (Sr.) vs. Georgia Tech, 1/17/2013 [6-7]	.857
6.	Ricky Price (So.) vs. Monmouth, 12/28/1995 [5-6]	.833
	Trajan Langdon (Sr.) vs. Temple, 3/21/1999 [5-6]	.833
	Chris Duhon (Fr.) at Virginia, 2/14/2001 [5-6]	.833
	J.J. Redick (Fr.) vs. Virginia, 1/15/2003 [5-6]	.833
	J.J. Redick (So.) at Maryland, 1/21/2004 [5-6]	.833
	Seth Curry (Sr.) at Virginia Tech, 2/21/2013 [5-6]	.833

Minimum five three-point attempts

3-Point Field Goal Pct.

Rk	Name vs. Opponent, Date	Pct
1.	William Avery (So.) vs. Florida, 12/9/1998 [8-10]	.800
	Jason Williams (So.) vs. Temple, 12/2/2000 [8-10]	.800
	J.J. Redick (Sr.) vs. Virginia, 1/28/2006 [8-10]	.800
	Kyle Singler (Jr.) vs. Georgia Tech, 2/4/2010 [8-10]	.800
5.	Shane Battier (Sr.) vs. Princeton, 11/14/2000 [9-12]	.750
6.	J.J. Redick (Jr.) at Florida State, 1/22/2005 [8-11]	.727
7.	Shane Battier (Jr.) at Clemson, 3/1/2000 [7-10]	.700
	Jason Williams (Jr.) vs. Kentucky, 12/18/2001 [7-10]	.700
9.	Jason Williams (Jr.) at Florida State, 1/6/2002 [8-12]	.667
10.	Chris Collins (Sr.) at Florida State, 2/22/1996 [7-11]	.636
	Jason Williams (So.) vs. N.C. A&T, 12/30/2000 [7-11]	.636
	Jason Williams (Jr.) at Michigan, 12/8/2001 [7-11]	.636
	J.J. Redick (Sr.) vs. Boston College, 3/12/2006 [7-11]	.636

Minimum 10 three-point attempts

Free Throws Made

Rk	Name vs. Opponent, Date	FT
1.	Bucky Allen (Jr.) vs. N.C. State, 1/5/1957 [1-3]	20
2.	Joe Belmont (Jr.) at Penn, 12/16/1955 [1-6]	19
3.	Jim Spanarkel (Jr.) vs. North Carolina, 12/2/1977 [1-10]	18
	Jim Spanarkel (Jr.) vs. N.C. State, 2/15/1978 [1-10]	18
5.	Dick Groat (Jr.) vs. Davidson, 1/29/1951	17
	Bucky Allen (Jr.) at Clemson, 12/4/1956	17
	Mike Gminski (Jr.) at N.C. State, 1/21/1979	17
8.	William Riegel (So.) at Wake Forest, 2/12/1953	16
	Ronnie Mayer (Sr.) at Pennsylvania, 12/16/1955	16
	Richie O'Connor vs. Wake Forest, 12/18/1971	16

Most Free Throws Made (No Misses)

Rk	Name vs. Opponent, Date	FT
1.	Dick Groat (Jr.) vs. Davidson, 1/29/1951	17
2.	Gene Banks (Jr.) vs. N.C. State, 2/28/1980	14
	J.J. Redick (Jr.) vs. Princeton, 1/5/2005	14
	Ryan Kelly (Jr.) vs. Georgia Tech, 1/21/2012	14
5.	Bucky Allen (Sr.) at N.C. State, 2/11/1958	13
	Mike Lewis (Jr.) at Vanderbilt, 12/13/1966	13
	Steve Vandenberg (Sr.) vs. North Carolina, 3/1/1969	13
	Christian Laettner (So.) vs. Maryland, 1/13/1990	13
	Christian Laettner (Sr.) vs. St. John's, 12/5/1991	13
	Elton Brand (So.) vs. N.C. A&T, 12/20/1998	13
	Jon Scheyer (Jr.) vs. Rhode Island, 11/16/2008	13

Free Throw Attempts

Rk	Name vs. Opponent, Date	FTA
1.	Joe Belmont (Jr.) at Penn, 12/16/1955 [1-4]	24
	Art Heyman (So.) at Navy, 2/18/1961 [1-4]	24
3.	Bucky Allen (Jr.) vs. N.C. State, 1/5/1957	23
4.	Ronnie Mayer (Sr.) at Pennsylvania, 12/16/1955	22
	Jim Spanarkel (Jr.) vs. N.C. State, 2/15/1978	22
6.	Bernie Janicki (Jr.) vs. Maryland, 3/5/1953	21
	Richie O'Connor (Jr.) vs. WakeForest, 12/18/1971	21
	Jim Spanarkel (Sr.) vs. North Carolina, 12/2/1977	21
9.	Bucky Allen (Jr.) at Clemson, 12/4/1956	20
	Carroll Youngkin (So.) vs. Pittsburgh, 1/31/1959	20
	Art Heyman (Jr.) vs. WakeForest, 12/30/1961	20
	Mike Gminski (Jr.) at N.C. State, 1/21/1979	20
	Christian Laettner (Sr.) at Boston U., 1/21/1992	20

Rebounds

Rk	Name vs. Opponent, Date	Reb
1.	■ Bernie Janicki (So.) vs. North Carolina, 2/29/1952	31
2.	Randy Denton (Sr.) vs. Northwestern, 12/29/1970 [1-17]	25
3.	Art Heyman (Sr.) vs. North Carolina, 2/23/1963	24
	Mike Lewis (Jr.) vs. (OT) Wake Forest, 2/21/1967	24
	Paul Schmidt (Sr.) vs. (OT) Wake Forest, 2/15/1968	24
6.	Bob Lakata (Sr.) vs. Temple, 1/5/1955	23
	Jim Newcome (Sr.) vs. West Virginia, 12/15/1956	23
	Randy Denton (So.) at Davidson, 2/19/1969	23
9.	Mike Lewis (Sr.) vs. N.C. State, 1/27/1968	22
	Mike Lewis (Sr.) vs. Temple, 2/17/1968	22
	Miles Plumlee (Sr.) vs. Maryland, 2/11/2012	22
12.	Art Heyman (So.) at Georgia Tech, 12/19/1960	21
	Jack Marin (Jr.) vs. Navy, 12/10/1964	21
	Mike Lewis (So.) vs. UCLA, 12/10/1965	21
	Mike Lewis (Sr.) vs. Clemson, 1/9/1968	21
	Randy Denton (So.) vs. South Carolina, 2/8/1969	21
	Randy Denton (Jr.) vs. Kentucky, 12/20/1969	21
	Randy Denton (Jr.) vs. William & Mary, 12/13/1969	21
	Randy Denton (Jr.) vs. Maryland, 2/21/1970	21
	Elton Brand (So.) vs. Fresno State, 11/27/1998	21
21.	8x: last by Cherokee Parks (Jr.) vs. Xavier, 12/4/1993	20

Active, Game: Amile Jefferson vs. Georgia Tech, 1/17/2013 - 10
Coach K Era, Game: Elton Brand vs. Fresno State, 11/27/1998 - 21
ACC Play, Game: 3x: last by Paul Schmidt vs. Wake Forest, 2/15/1968 - 24
Postseason, Game: 2x: last by Randy Denton vs. St. Bonaventure (NI), 3/27/1971 - 20
ACC Tournament, Game: Art Heyman vs. Clemson, 3/2/1962 - 20
NCAA Tournament, Game: 2x: last by Shelden Williams vs. Southern, 3/16/2006 - 18
Cameron Indoor Stadium, Game: Bernie Janicki vs. UNC, 2/29/1952 - 31
Freshman, Game: 2x: last by Shelden Williams vs. Florida State, 3/6/2003 - 17
Sophomore, Game: Bernie Janicki vs. North Carolina, 2/29/1952 - 31
Junior, Game: Mike Lewis vs. Wake Forest, 2/21/1967 - 24
Senior, Game: Randy Denton vs. Northwestern, 12/29/1970 - 25

RECORDS

Offensive Rebounds

Rk	Name vs. Opponent, Date	Reb
1.	Mike Lewis (Jr.) vs. Wake Forest, 2/21/1967	12
	Mike Lewis (Sr.) vs. Wake Forest, 2/14/1968	12
3.	Mike Lewis (So.) vs. N.C. State, 1/29/1966	11
4.	Mike Lewis (So.) vs. UCLA, 12/10/1965	10
	Jack Marin (Sr.) vs. Wake Forest, 1/15/1966	10
	Elton Brand (So.) at Florida State, 2/17/1999	10
7.	Jim Liccardo (Jr.) vs. Penn State, 1/3/1966	9
	Randy Denton (So.) vs. South Carolina, 2/8/1969	9
	Cherokee Parks (Jr.) vs. Xavier, 12/4/1993	9
	Greg Newton (Jr.) vs. Maryland, 3/8/1996	9
	Shelden Williams (Jr.) vs. Tennessee-Martin, 11/20/2004	9
	Shelden Williams (Sr.) at Florida State, 3/1/2006	9
	Kyle Singler (Fr.) vs. Princeton, 11/19/2007	9
	Miles Plumlee (Sr.) vs. Maryland, 2/11/2012	9

Defensive Rebounds

Rk	Name vs. Opponent, Date	Reb
1.	Danny Ferry (So.) at Maryland, 1/14/1987	17
2.	Randy Denton (So.) vs. Wake Forest, 2/12/1969	16
3.	Mike Lewis (Sr.) vs. Princeton, 12/19/1967	15
	Elton Brand (So.) vs. Fresno State, 11/27/1998	15
	Mike Dunleavy (So.) at Clemson, 2/7/2001	15
	Shelden Williams (Sr.) vs. Southern, 3/16/2006	15
7.	Christian Laettner (So.) at Virginia, 2/8/1990	14
8.	Danny Ferry (Sr.) at Harvard, 2/14/1989	13
	Grant Hill (Sr.) vs. Arkansas, 4/4/1994	13
	Cherokee Parks (Sr.) at Virginia, 2/15/1995	13
	Cherokee Parks (Sr.) vs. N.C. State, 3/9/1995	13
	Carlos Boozer (Jr.) vs. Iowa, 11/27/2001	13
	Shelden Williams (Sr.) vs. Virginia Tech, 12/4/2005	13
	Shelden Williams (Sr.) at Virginia Tech, 1/26/2006	13
	Miles Plumlee (Sr.) vs. Maryland, 2/11/2012	13
	Mason Plumlee (Sr.) vs. Boston College, 2/24/2013	13

Assists

Rk	Name vs. Opponent, Date	Ast
1.	■ Bobby Hurley (Sr.) vs. Florida State, 2/24/1993 [t-15]	16
2.	Bobby Hurley (Sr.) vs. Oklahoma, 4/1/1993	15
	Bobby Hurley (Sr.) at N.C. State, 2/21/1993	15
	Bobby Hurley (Sr.) vs. UCLA, 2/28/1993	15
	Greg Paulus (Fr.) vs. Valparaiso, 12/18/2005	15
6.	Kevin Billerman (So.) at North Carolina, 3/2/1974	14
	Tommy Amaker (Jr.) vs. Miami, 2/19/1986	14
	Bobby Hurley (So.) vs. LSU, 2/10/1991	14
	Chris Duhon (Sr.) vs. Wake Forest, 1/17/2004	14
	Quinn Cook (So.) vs. Wake Forest, 1/5/2013	14
11.	Tommy Amaker (Jr.) vs. Virginia, 12/7/1985	13
	Bobby Hurley (Fr.) vs. Ga. Tech, 1/28/1990	13
	Bobby Hurley (Fr.) at N.C. State, 2/21/1990	13
	Bobby Hurley (So.) vs. N.C. State, 2/20/1991	13
	Bobby Hurley (Jr.) vs. Maryland, 3/13/1992	13
	Chris Collins (Jr.) vs. Western Carolina, 12/20/1995	13
	Jason Williams (Fr.) vs. Virginia, 2/5/2000	13
	Jason Williams (Fr.) vs. St. John's, 2/26/2000	13
	Chris Duhon (Fr.) vs. N.C. A&T, 12/30/2000	13
	Chris Duhon (Jr.) vs. Ohio State, 12/3/2002	13

Active, Game: Quinn Cook vs. Wake Forest, 1/5/2013 - 14
Coach K Era, Game: Bobby Hurley vs. Florida State, 2/24/1993 - 16
ACC Play, Game: Bobby Hurley vs. Florida State, 2/24/1993 - 16
Postseason, Game: Bobby Hurley vs. Maryland, 3/13/1992 - 13
ACC Tournament, Game: Bobby Hurley vs. Maryland, 3/13/1992 - 13
NCAA Tournament, Game: Quin Snyder vs. SMU, 3/19/1988 - 12
Cameron Indoor Stadium, Game: Bobby Hurley vs. Fla. State, 2/24/1993 - 16
Freshman, Game: Greg Paulus vs. Valparaiso, 12/18/2005 - 15
Sophomore, Game: Kevin Billerman at North Carolina, 3/2/1974 - 14
Junior, Game: Tommy Amaker vs. Miami, 2/19/1986 - 14
Senior, Game: Bobby Hurley vs. Florida State, 2/24/1993 - 16

Minutes Played

Rk	Name vs. Opponent, Date	Min
1.	Howard Hurt (Jr.) vs. Dayton, 12/30/1959	55
2.	John Frye (Jr.) vs. Dayton, 12/30/1959	54
3.	Chip Engelland (Jr.) vs. Clemson, 2/24/1982	53
4.	Vince Taylor (Sr.) vs. Clemson, 2/24/1982	51
5.	Randy Denton (Jr.) vs. Virginia Tech, 12/1/1969	49
	Dick DeVenzio (Jr.) vs. Virginia Tech, 12/1/1969	49
	Tommy Amaker (Fr.) at North Carolina, 3/3/1984	49
	Johnny Dawkins (So.) at North Carolina, 3/3/1984	49
	Christian Laettner (Jr.) at Arizona, 2/24/1991	49
10.	Cherokee Parks (Sr.) vs. North Carolina, 2/2/1995	48

Blocked Shots

Rk	Name vs. Opponent, Date	Blk
1.	Cherokee Parks (Jr.) vs. Clemson, 3/11/1994 [t-9]	10
	■ Shelden Williams (Sr.) vs. Maryland, 1/11/2006 [t-9]	10
3.	Mike Gminski (Fr.) at Davidson, 1/5/1977	9
	Mike Gminski (So.) vs. N.C. State, 2/15/1978	9
	Mike Gminski (Jr.) at Davidson, 1/2/1979	9
	Mike Gminski (Sr.) vs. Wake Forest, 11/30/1979	9
	Shelden Williams (Jr.) vs. Virginia, 1/16/2005	9
	Shelden Williams (Sr.) vs. Davidson, 11/19/2005	9
9.	Mike Gminski (Fr.) vs. Connecticut, 12/14/1976	8
	Mike Gminski (Sr.) vs. Vermont, 12/28/1979	8
	Shane Battier (Jr.) vs. Kansas, 3/19/2000	8
	Shelden Williams (So.) vs. Wake Forest, 1/17/2004	8
	Shelden Williams (Sr.) vs. Virginia, 1/28/2006	8

Active, Game: Amile Jefferson vs. Maryland, 1/26/2013 - 3
Coach K Era, Game: 2x, last by Shelden Williams vs. Maryland, 1/11/2006 - 10
ACC Play, Game: Shelden Williams vs. Maryland, 1/11/2006 - 10
Postseason, Game: Cherokee Parks vs. Clemson, 3/11/1994 - 10
ACC Tournament, Game: Cherokee Parks vs. Clemson, 3/11/1994 - 10
NCAA Tournament, Game: Shane Battier vs. Kansas, 3/19/2000 - 8
Cameron Indoor Stadium, Game: Shelden Williams vs. Md., 1/11/2006 - 10
Freshman, Game: Mike Gminski at Davidson, 1/5/1977 - 9
Sophomore, Game: Mike Gminski vs. N.C. State, 2/15/1978 - 9
Junior, Game: Cherokee Parks vs. Clemson, 3/11/1994 - 10
Senior, Game: Shelden Williams vs. Maryland, 1/11/2006 - 10

Steals

Rk	Name vs. Opponent, Date	St
1.	■ Kenny Dennard (So.) vs. Maryland, 2/3/1979 [t]	11
2.	Grant Hill (Jr.) vs. California, 3/20/1993 [t-8]	8
	Steve Wojciechowski (Jr.) vs. Vanderbilt, 11/22/1996 [t-8]	8
4.	George Moses (Sr.) vs. Western Kentucky, 12/27/1975	7
	George Moses (Sr.) vs. Davidson, 1/27/1976	7
	Jim Spanarkel (So.) vs. Lafayette, 1/10/1977	7
	Tommy Amaker (Jr.) vs. Old Dominion, 3/15/1986	7
	Tommy Amaker (Jr.) vs. Louisville, 3/31/1986	7
	Christian Laettner (Sr.) vs. North Carolina, 3/15/1992	7
	Shane Battier (Fr.) vs. Davidson, 11/20/1997	7
	Mike Dunleavy (Jr.) vs. Maryland, 1/17/2002	7
	Sean Dockery (So.) vs. St. John's, 12/6/2003	7
	Chris Duhon (Sr.) vs. Fairfield, 1/6/2004	7
	Chris Duhon (Sr.) vs. Georgia Tech, 3/3/2004	7
	DeMarcus Nelson (So.) vs. Boston U., 11/14/2005	7
	David McClure (So.) vs. UNC Greensboro, 1/16/2006	7
17.	24x, last by Nolan Smith (Sr.) at Florida State, 1/12/2011	6

Active, Game: Quinn Cook vs. Minnesota, 11/22/2012 - 5
Coach K Era, Game: 2x, last by S. Wojciechowski vs. Vandy, 11/22/1996 - 8
ACC Play, Game: Kenny Dennard vs. Maryland, 2/3/1979 - 11
Postseason, Game: Grant Hill vs. California, 3/20/1993 - 8
ACC Tournament, Game: Christian Laettner vs. N. Carolina, 3/15/1992 - 7
NCAA Tournament, Game: Grant Hill vs. California, 3/20/1993 - 8
Cameron Indoor Stadium, Game: Kenny Dennard vs. Maryland, 2/3/1979 - 11
Freshman, Game: Shane Battier vs. Davidson, 11/20/1997 - 7
Sophomore, Game: Kenny Dennard vs. Maryland, 2/3/1979 - 11
Junior, Game: 2x, last by S. Wojciechowski vs. Vandy, 11/22/1996 - 8
Senior, Game: 5x, last by Chris Duhon vs. Georgia Tech, 3/3/2004 - 7

Fewest Field Goal Attempts (Minimum 20 Points)

Rk	Player vs. Opponent, Date	FGA	Pts
1.	Ryan Kelly vs. Georgia Tech, 1/7/2012	4	21
	(3-4 FG, 1-2 3FG, 14-14 FT)		
2.	Richard O'Connor vs. Wake Forest, 12/18/1971	5	24
	(4-5 FG, 16-21 FT)		
3.	Bobby Joe Harris at Wake Forest, 2/1/1958	6	20
	(3-6 FG, 14-16 FT)		
	John Smith vs. Davidson, 12/8/1986	6	20
	(6-6 FG, 8-9 FT)		
	Ryan Kelly at Wake Forest, 1/22/2011	6	20
	(6-6 FG, 4-4, 3FG, 4-4 FT)		
6.	Trajan Langdon vs. St. Joes, 11/20/1996	7	20
	(6-7 FG, 6-7 3FG, 2-2 FT)		
	Elton Brand vs. N.C. A&T, 12/20/1998	7	21
	(4-7 FG, 13-13 FT)		
	DeMarcus Nelson vs. Albany, 12/17/2007	7	23
	(6-7 FG, 4-5 3FG, 7-13 FT)		
	Jon Scheyer vs. North Carolina, 3/8/2009	7	24
	(7-7 FG, 3-3 3FG, 7-8 FT)		
	Seth Curry vs. Michigan State, 11/15/2011	7	20
	(4-7 FG, 2-5 3FG, 10-12 FT)		

Fewest Field Goal Attempts (Minimum 30 Points)

Rk	Player vs. Opponent, Date	FGA	Pts
1.	Shane Battier vs. Davidson, 12/21/1999	9	31
	(8-9 FG, 3-4 3FG, 12-12 FT)		
2.	Christian Laettner vs. Kentucky, 3/28/1992	10	31
	(10-10 FG, 1-1 3FG, 10-10 FT)		
3.	Mason Plumlee vs. N.C. State, 2/7/2013	11	30
	(9-11 FG, 12-16 FT)		
4.	Chris Collins vs. Iowa, 11/25/1995	12	30
	(8-12 FG, 5-7 3FG, 9-12 FT)		
	Jason Williams at Temple, 12/2/2000	12	30
	(10-12 FG, 8-10 3FG, 2-2 FT)		
	J.J. Redick vs. N.C. State, 3/16/2003	12	30
	(7-12 FG, 5-10 3FG, 11-12 FT)		
	Shelden Williams at Miami, 1/19/2005	12	30
	(11-12 FG, 8-8 FT)		
	Kyrie Irving vs. Michigan State, 12/1/2010	12	31
	(8-12 FG, 2-3 3FG, 13-16 FT)		

Fewest Field Goal Attempts (Minimum 40 Points)

Rk	Player vs. Opponent, Date	FGA	Pts
1.	J.J. Redick vs. Virginia, 1/28/2006	13	40
	(11-13 FG, 8-10 3FG, 10-11 FT)		
2.	J.J. Redick vs. Texas, 12/10/2005	24	40
	(13-24 FG, 9-16 3FG, 6-6 FT)		
3.	J.J. Redick at Georgetown, 1/21/2006	24	41
	(12-24 FG, 6-11 3FG, 11-13 FT)		
4.	Danny Ferry at Miami, 12/10/1988	26	58
	(23-26 FG, 2-3 3FG, 10-12 FT)		
5.	Jeff Mullins vs. Villanova, 3/13/1964	28	43
	(19-28 FG, 5-6 FT)		
	Tate Armstrong vs. N.C. State, 2/18/1976	28	40
	(14-28 FG, 12-13 FT)		

Highest Points Efficiency (Minimum 30 Points)

Rk	Player vs. Opponent, Date	Pts	Poss	Eff
1.	Christian Laettner vs. Kentucky, 3/28/1992	31	31	1.000
	(10-10 FG, 1-1 3FG, 10-10 FT)			
2.	Shelden Williams at Miami, 1/19/2005	30	32	.938
	(11-12 FG, 8-8 FT)			
3.	Carlos Boozer at Virginia, 2/28/2002	33	36	.917
	(12-13 FG, 9-10 FT)			
4.	Shane Battier vs. Davidson, 12/21/1999	31	34	.912
	(8-9 FG, 3-4 3FG, 12-12 FT)			
5.	Carlos Boozer vs. N.C. State, 2/14/2002	32	36	.889
	(13-14 FG, 6-8 FT)			

Points divided by total possible points if hit every shot

Highest Points Efficiency (Minimum 40 Points)

Rk	Player vs. Opponent, Date	Pts	Poss	Eff
1.	Danny Ferry at Miami, 12/10/1988	58	67	.866
	(23-26 FG, 2-3 3FG, 10-12 FT)			
2.	J.J. Redick vs. Virginia, 1/18/2006	40	47	.851
	(11-13 FG, 8-10 3FG, 10-11 FT)			
3.	Jeff Mullins vs. Villanova, 3/13/1964	43	62	.694
	(19-28 FG, 5-6 FT)			
4.	Tate Armstrong vs. Clemson, 2/25/1976	42	66	.636
	(18-29 FG, 6-8 FT)			
5.	J.J. Redick vs. Texas, 12/10/2006	41	70	.586
	(13-24 FG, 9-16 3FG, 6-6 FT)			

Points divided by total possible points if hit every shot

Most Points (100 Pct. Efficiency)

Rk	Player vs. Opponent, Date	Pts
1.	Christian Laettner vs. Kentucky, 3/28/1992	31
	(10-10 FG, 1-1 3FG, 10-10 FT)	
2.	Carlos Boozer vs. Clemson, 1/7/2001	25
	(8-8 FG, 9-9 FT)	
3.	Larry Saunders vs. West Virginia, 2/7/1970	23
	(7-7 FG, 9-9 FT)	
4.	Carlos Boozer at Portland, 12/19/2000	22
	(11-11 FG)	
5.	Grant Hill vs. North Carolina, 3/15/1992	20
	(8-8 FG, 4-4 FT)	
	Ryan Kelly at Wake Forest, 1/22/2011	20
	(6-6 FG, 4-4 3FG, 4-4 FT)	

■ - Cameron Indoor Stadium record
 [#] - ACC all-time individual game rank

Freshman Season Records

Points

Rk	Name, Year	G	Pts	Avg
1.	Gene Banks, 1977-78	34	581	17.1
2.	Luol Deng, 2003-04	37	558	15.1
3.	Austin Rivers, 2011-12	34	527	15.5
4.	Johnny Dawkins, 1982-83	28	506	18.1
5.	J.J. Redick, 2002-03	33	495	15.0
6.	Jason Williams, 1999-2000	34	492	14.5
7.	Kyle Singler, 2007-08	34	451	13.3
8.	Carlos Boozer, 1999-2000	34	443	13.0
9.	►Rasheed Sulaimon, 2012-13	36	416	11.6
10.	Mike Gminski, 1976-77	27	414	15.3
	Corey Maggette, 1998-99	39	414	10.6

Scoring Average

Rk	Name, Year	G	Pts	Avg
1.	Johnny Dawkins, 1982-83 [8]	28	506	18.1
2.	Gene Banks, 1977-78 [10]	34	581	17.1
3.	Austin Rivers, 2011-12	34	527	15.5
4.	Mike Gminski, 1976-77	27	414	15.3
5.	Luol Deng, 2003-04	37	558	15.1
6.	J.J. Redick, 2002-03	33	495	15.0
7.	Jason Williams, 1999-00	34	492	14.5
8.	Elton Brand, 1997-98	21	281	13.4
9.	Jim Spanarkel, 1975-76	23	307	13.3
	Kyle Singler, 2007-08	34	451	13.3

Minimum 20 games played

Field Goals Made

Rk	Name, Year	FG
1.	Gene Banks, 1977-78	238
2.	Luol Deng, 2003-04	210
3.	Johnny Dawkins, 1982-83	207
4.	Jason Williams, 1999-00	179
5.	Mike Gminski, 1976-77	175
6.	Austin Rivers, 2011-12	174
7.	Carlos Boozer, 1999-2000	164
8.	Grant Hill, 1990-91	160
9.	Kyle Singler, 2007-08	159
10.	J.J. Redick, 2002-03	149

Field Goal Attempts

Rk	Name, Year	FGA
1.	Gene Banks, 1977-78	451
2.	Luol Deng, 2003-04	442
3.	Jason Williams, 1999-00	427
4.	Johnny Dawkins, 1982-83	414
5.	Austin Rivers, 2011-12	402
6.	J.J. Redick, 2002-03	361
7.	Kyle Singler, 2007-08	348
8.	Mike Gminski, 1976-77	340
9.	►Rasheed Sulaimon, 2012-13	323
10.	Grant Hill, 1990-91	310

Field Goal Pct.

Rk	Name, Year	FG	FGA	Pct
1.	Christian Laettner, 1988-89	115	159	.723
2.	Carlos Boozer, 1999-2000	164	267	.614
3.	Josh McRoberts, 2005-06	15	190	.605
4.	Elton Brand, 1997-98	100	169	.592
5.	Kenny Dennard, 1977-78	140	254	.551
6.	Jim Spanarkel, 1975-76	120	219	.548
7.	Gene Banks, 1977-78	238	451	.528
8.	Corey Maggette, 1998-99	137	261	.525
9.	Grant Hill, 1990-91	160	310	.516
10.	Mike Gminski, 1976-77	175	340	.515

Minimum 100 field goals made

3-Point Field Goals Made

Rk	Name, Year	3FG
1.	J.J. Redick, 2002-03	95
2.	Jason Williams, 1999-2000	73
3.	Jon Scheyer, 2006-07	61
4.	Trajan Langdon, 1994-95	59
5.	Austin Rivers, 2011-12	58
6.	Kyle Singler, 2007-08	51
7.	►Rasheed Sulaimon, 2012-13	49
8.	Chris Duhon, 2000-01	44
9.	Taylor King, 2007-08	43
10.	Bobby Hurley, 1989-90	41

3-Point Field Goal Attempts

Rk	Name, Year	3FGA
1.	J.J. Redick, 2002-03	238
2.	Jason Williams, 1999-00	206
3.	Jon Scheyer, 2006-07	167
4.	Austin Rivers, 2011-12	159
5.	Kyle Singler, 2007-08	150
6.	Trajan Langdon, 1994-95	138
7.	►Rasheed Sulaimon, 2012-13	132
8.	Chris Duhon, 2000-01	122
9.	Bobby Hurley, 1989-90	115
10.	Taylor King, 2007-08	114

3-Point Field Goal Pct.

Rk	Name, Year	FG	FGA	Pct
1.	Daniel Ewing, 2001-02	32	70	.457
2.	Chris Collins, 1992-93	37	85	.435
3.	Trajan Langdon, 1994-95	59	138	.428
4.	Jeff Capel, 1993-94	32	76	.421
5.	J.J. Redick, 2002-03	95	238	.399
6.	►Andre Dawkins, 2009-10	36	95	.379
7.	Taylor King, 2007-08	43	114	.377
8.	►Rasheed Sulaimon, 2012-13	49	132	.371
9.	Jon Scheyer, 2006-07	61	167	.365
	Austin Rivers, 2011-12	58	159	.365

Minimum 30 three-point field goals made

Free Throws Made

Rk	Name, Year	FT
1.	Austin Rivers, 2011-12	121
2.	Carlos Boozer, 1999-00	115
	Jon Scheyer, 2006-07	115
4.	Corey Maggette, 1998-99	111
5.	Bobby Hurley, 1989-90	110
6.	Gene Banks, 1977-78	105
7.	Mark Alarie, 1982-83	104
8.	J.J. Redick, 2002-03	102
9.	Luol Deng, 2003-04	98
10.	►Rasheed Sulaimon, 2012-13	93

Free Throw Attempts

Rk	Name, Year	FTA
1.	Austin Rivers, 2011-12	184
2.	Corey Maggette, 1998-99	155
	Carlos Boozer, 1999-00	155
4.	Gene Banks, 1977-78	146
5.	Bobby Hurley, 1989-90	143
6.	Luol Deng, 2003-04	138
7.	Jon Scheyer, 2006-07	136
8.	Elton Brand, 1997-98	134
9.	Grant Hill, 1990-91	133
10.	Mark Alarie, 1982-83	128
	Shelden Williams, 2002-03	128

Free Throw Pct.

Rk	Name, Year	FT	FTA	Pct
1.	J.J. Redick, 2002-03	102	111	.919
2.	Kyrie Irving, 2010-11	64	71	.901
3.	Jon Scheyer, 2006-07	115	136	.846
4.	Taymon Domzalaski, 1995-96	63	77	.818
5.	Mark Alarie, 1982-83	104	128	.813
6.	►Rasheed Sulaimon, 2012-13	93	116	.802
7.	Bill McCaffrey, 1989-90	69	87	.793
8.	Greg Paulus, 2005-06	76	97	.784
9.	Kyle Singler, 2007-08	82	106	.774
10.	Bobby Hurley, 1989-90	110	143	.769

Minimum 60 free throws made

Rebounds

Rk	Name, Year	G	Reb	Avg
1.	Gene Banks, 1977-78	34	292	8.6
2.	Mike Gminski, 1976-77	27	289	10.7
3.	Luol Deng, 2003-04	37	255	6.9
4.	Shane Battier, 1997-98	36	230	6.4
5.	Danny Ferry, 1985-86	40	221	5.5
6.	Kenny Dennard, 1977-78	34	215	6.3
7.	Carlos Boozer, 1999-00	34	213	6.3
8.	Kyle Singler, 2007-08	34	198	5.8
9.	Shelden Williams, 2002-03	33	195	5.9
10.	Josh McRoberts, 2005-06	36	189	5.3

Rebound Average

Rk	Name, Year	G	Reb	Avg
1.	Mike Gminski, 1976-77 [4]	27	289	10.7
2.	Gene Banks, 1977-78 [10]	34	292	8.6
3.	Elton Brand, 1997-98	21	154	7.3
4.	Luol Deng, 2003-04	37	255	6.9
5.	Mark Alarie, 1982-83	28	181	6.5
6.	Shane Battier, 1997-98	36	230	6.4
7.	Kenny Dennard, 1977-78	34	215	6.3
	Carlos Boozer, 1999-00	34	213	6.3
9.	Shelden Williams, 2002-03	33	195	5.9
10.	Kyle Singler, 2007-08	34	198	5.8

Assists

Rk	Name, Year	G	Ast	Avg
1.	Bobby Hurley, 1989-90	38	288	7.6
2.	Jason Williams, 1999-00	34	220	6.5
3.	Greg Paulus, 2005-06	36	187	5.2
4.	Chris Duhon, 2000-01	39	174	4.5
5.	Tommy Amaker, 1983-84	34	163	4.8
6.	Johnny Dawkins, 1982-83	28	134	4.8
7.	Gene Banks, 1977-78	34	120	3.5
8.	Jeff Capel, 1993-94	34	108	3.2
9.	William Avery, 1997-98	35	87	2.5
10.	Steve Wojciechowski, 1994-95	28	81	2.9

Assists Per Game

Rk	Name, Years	G	Ast	Avg
1.	Bobby Hurley, 1989-90 [2]	38	288	7.6
2.	Jason Williams, 1999-00	34	220	6.5
3.	Greg Paulus, 2005-06	36	187	5.2
4.	Johnny Dawkins, 1982-83	28	134	4.8
	Tommy Amaker, 1983-84	34	163	4.8
6.	Chris Duhon, 2000-01	39	174	4.5
7.	Kyrie Irving, 2010-11	11	47	4.3
8.	Gene Banks, 1977-78	34	120	3.5
9.	Jeff Capel, 1993-94	34	108	3.2
10.	Steve Wojciechowski, 1994-95	28	81	2.9

Blocked Shots

Rk	Name, Year	G	Blk	Avg
1.	Mike Gminski, 1976-77	27	90	3.3
2.	Shane Battier, 1997-98	36	53	1.5
3.	Shelden Williams, 2002-03	33	52	1.6
4.	Josh McRoberts, 2005-06	36	46	1.3
5.	Luol Deng, 2003-04	37	39	1.1
6.	Cherokee Parks, 1991-92	34	35	1.0
7.	Grant Hill, 1990-91	36	30	0.8
	Mason Plumlee, 2009-10	34	30	0.9
9.	Christian Laettner, 1988-89	36	28	0.8
	Antonio Lang, 1990-91	36	28	0.8

Blocked Shots Per Game

Rk	Name, Year	G	Blk	Avg
1.	Mike Gminski, 1976-77	27	90	3.3
2.	Shelden Williams, 2002-03	33	52	1.6
3.	Shane Battier, 1997-98	36	53	1.5
4.	Elton Brand, 1997-98	21	27	1.3
	Josh McRoberts, 2005-06	36	46	1.3
6.	Luol Deng, 2003-04	37	39	1.1
7.	Cherokee Parks, 1991-92	34	35	1.0
8.	Shavlik Randolph, 2002-03	26	24	0.9
	Mason Plumlee, 2009-10	34	30	0.9
10.	Mark Alarie, 1982-83	28	21	0.8
	Christian Laettner, 1988-89	36	28	0.8
	Grant Hill, 1990-91	36	30	0.8
	Antonio Lang, 1990-91	36	28	0.8

Steals

Rk	Name, Year	G	St	Avg
1.	Jason Williams, 1999-00	34	81	2.4
2.	Chris Duhon, 2000-01	39	77	2.0
3.	Bobby Hurley, 1989-90	38	67	1.8
4.	Tommy Amaker, 1983-84	34	64	1.9
5.	Greg Paulus, 2005-06	36	56	1.6
6.	Grant Hill, 1990-91	36	51	1.4
	Shane Battier, 1997-98	36	51	1.4
8.	Luol Deng, 2003-04	37	49	1.3
9.	Jim Spanarkel, 1975-76	23	45	2.0
10.	Josh McRoberts, 2005-06	36	41	1.1

Steals Per Game

Rk	Name, Years	G	St	Avg
1.	Jason Williams, 1999-00	34	81	2.4
2.	Jim Spanarkel, 1975-76	23	45	2.0
	Chris Duhon, 2000-01	39	77	2.0
4.	Tommy Amaker, 1983-84	34	64	1.9
5.	Bobby Hurley, 1989-90	38	67	1.8
6.	Greg Paulus, 2005-06	36	56	1.6
7.	Elton Brand, 1997-98	21	32	1.5
8.	Grant Hill, 1990-91	36	51	1.4
	Shane Battier, 1997-98	36	51	1.4
10.	Luol Deng, 2003-04	37	49	1.3

Assist-to-Turnover Ratio

Rk	Name, Years	A	TO	A:TO
1.	Chris Duhon, 2000-01	174	61	2.85:1
2.	Steve Wojciechowski, 1994-95	81	42	1.93:1
3.	Bobby Hurley, 1989-90	288	166	1.73:1
4.	Tommy Amaker, 1983-84	163	101	1.61:1
5.	Jeff Capel, 1993-94	108	68	1.59:1
6.	Jason Williams, 1999-00	220	139	1.58:1
	Greg Paulus, 2005-06	187	118	1.58:1
8.	William Avery, 1997-98	87	60	1.45:1
9.	Johnny Dawkins, 1982-83	134	103	1.30:1

minimum 20 games played and 2.0 assist per game

Turnovers

Rk	Name, Years	TO
1.	Bobby Hurley, 1989-90	166
2.	Jason Williams, 1999-2000	139
3.	Gene Banks, 1977-78	134
4.	Greg Paulus, 2005-06	118
5.	Johnny Dawkins, 1982-83	103
6.	Tommy Amaker, 1983-84	101
7.	Kenny Dennard, 1977-78	84
8.	Luol Deng, 2003-04	83
9.	Corey Maggette, 1998-99	80
10.	Austin Rivers, 2011-12	79

Dunks

Rk	Name, Year	PF
1.	Josh McRoberts, 2005-06	51
2.	Carlos Boozer, 1999-2000	40
3.	Grant Hill, 1990-91	33
4.	Corey Maggette, 1998-99	29
5.	Luol Deng, 2003-04	28
6.	Chris Carrawell, 1996-97	24
	Mason Plumlee, 2009-10	24
8.	Shelden Williams, 2002-03	22
9.	Chris Burgess, 1997-98	20
10.	Elton Brand, 1997-98	18

Games Played

Rk	Name, Year	GP
1.	Danny Ferry, 1985-86	40
2.	Corey Maggette, 1998-99	39
	Chris Duhon, 2000-01	39
4.	Bobby Hurley, 1989-90	38
	Bill McCaffrey, 1989-90	38
	►Andre Dawkins, 2009-10	38
7.	Luol Deng, 2003-04	37
8.	Christian Laettner, 1988-89	36
	Grant Hill, 1990-91	36
	Antonio Lang, 1990-91	36
	Chris Burgess, 1997-98	36
	Shane Battier, 1997-98	36
	Josh McRoberts, 2005-06	36
	Greg Paulus, 2005-06	36
	►Rasheed Sulaimon, 2012-13	36

Games Started

Rk	Name, Year	GS
1.	Bobby Hurley, 1989-90	38
2.	Kenny Dennard, 1977-78	34
	Tommy Amaker, 1983-84	34
	Jason Williams, 1999-00	34
	Kyle Singler, 2007-08	34
6.	Greg Paulus, 2005-06	33
	Austin Rivers, 2011-12	33
	►Rasheed Sulaimon, 2012-13	33
9.	Gene Banks, 1977-78	32
	Luol Deng, 2003-04	32
	Jon Scheyer, 2006-07	32

Minutes Played

Rk	Name, Year	Min
1.	Bobby Hurley, 1989-90	1,268
2.	Tommy Amaker, 1983-84	1,235
3.	Greg Paulus, 2005-06	1,163
4.	Jason Williams, 1999-2000	1,157
5.	Luol Deng, 2003-04	1,149
6.	Gene Banks, 1977-78	1,135
7.	Austin Rivers, 2011-12	1,129
8.	Jon Scheyer, 2006-07	1,112
9.	Chris Duhon, 2000-01	1,085
10.	►Rasheed Sulaimon, 2012-13	1,050

Minutes Per Game

Rk	Name, Year	G	Min	Avg
1.	Tommy Amaker, 1983-84	34	1,235	36.3
2.	Johnny Dawkins, 1982-83	28	1,002	35.8
3.	Mike Gminski, 1976-77	27	938	34.7
4.	Jason Williams, 1999-00	34	1,157	34.0
5.	Jon Scheyer, 2006-07	33	1,112	33.69
6.	Gene Banks, 1977-78	34	1,135	33.38
7.	Bobby Hurley, 1989-90	38	1,268	33.37
8.	Austin Rivers, 2011-12	34	1,129	33.2
9.	Greg Paulus, 2005-06	36	1,163	32.31
10.	Luol Deng, 2003-04	37	1,149	31.1

Double-Figure Scoring Games

Rk	Name, Year	No
1.	Gene Banks, 1977-78	31
	Luol Deng, 2003-04	31
3.	Jason Williams, 1999-00	30
	Austin Rivers, 2011-12	30
5.	Johnny Dawkins, 1982-83	27
6.	Grant Hill, 1990-91	26
7.	Kyle Singler, 2007-08	25
8.	J.J. Redick, 2002-03	23
9.	Jon Scheyer, 2006-07	22
	►Rasheed Sulaimon, 2012-13	22

Double-Doubles

Rk	Name, Year	No
1.	Gene Banks, 1977-78	14
2.	Mike Gminski, 1976-77	12
3.	Luol Deng, 2003-04	6
4.	Shelden Williams, 2002-03	6

Most 20-Point Games

Rk	Name, Year	No
1.	Gene Banks, 1977-78	11
2.	Mike Gminski, 1976-77	10
3.	Johnny Dawkins, 1982-83	9
	J.J. Redick, 2002-03	9
5.	Carlos Boozer, 1999-00	8
	Luol Deng, 2003-04	8

Most 10-Rebound Games

Rk	Name, Year	No
1.	Mike Gminski, 1976-77	15
2.	Gene Banks, 1977-78	14
3.	Shelden Williams, 2002-03	8
4.	Luol Deng, 2003-04	6
5.	Mark Alarie, 1982-83	5
	Elton Brand, 1997-98	5
	Carlos Boozer, 1999-00	5

Most 15-Rebound Games

Rk	Name, Year	No
1.	Mike Gminski, 1976-77	6

Most 10-Assist Games

Rk	Name, Year	No
1.	Bobby Hurley, 1989-90	9
2.	Jason Williams, 1999-00	7

Most 5-Blocked Shots Games

Rk	Name, Year	No
1.	Mike Gminski, 1976-77	6
2.	Antonio Lang, 1990-91	2

Freshman Game Records

Points

Rk	Name vs. Opponent, Date	Pts
1.	J.J. Redick vs. Virginia, 1/15/2003 [1-4]	34
2.	Johnny Dawkins at Maryland, 1/15/1983 [1-11]	31
	Kyrie Irving vs. Michigan State, 12/11/2010 [1-11]	31
4.	J.J. Redick vs. N.C. State, 3/16/2003	30
5.	Johnny Dawkins vs. Stetson, 2/16/1983	29
	Austin Rivers at North Carolina, 2/8/2012	29
7.	Mike Gminski at Wake Forest, 1/19/1977	28
	Gene Banks vs. East Carolina, 1/28/1978	28
	Johnny Dawkins vs. Maryland, 2/21/1983	28
	Carlos Boozer vs. William & Mary, 1/2/2000	28

Active, Game: Rasheed Sulaimon vs. Boston College, 2/24/2013 - 27
Coach K Era, Game: J.J. Redick vs. Virginia, 1/15/2003 - 34
ACC Play, Game: J.J. Redick vs. Virginia, 1/15/2003 - 34
Postseason, Game: J.J. Redick vs. N.C. State, 3/16/2003 - 30
ACC Tournament, Game: J.J. Redick vs. N.C. State, 3/16/2003 - 30
NCAA Tournament, Game: Kyrie Irving vs. Arizona, 3/24/2011 - 28
Cameron Indoor Stadium, Game: J.J. Redick vs. Virginia, 1/15/2003 - 34
In a Season Opener: Shavlik Randolph vs. Army, 11/12/2002 - 23
In a Conference Opener: J.J. Redick at Clemson, 1/5/2003 - 22;
Robert Roelke at Virginia, 12/16/1944 - 22
Off the Bench: Kyrie Irving vs. Arizona, 3/24/2011 - 28

Field Goals Made

Rk	Name vs. Opponent, Date	FG
1.	Mike Gminski at Wake Forest, 1/19/1977	13
2.	Gene Banks vs. Washington College, 11/29/1977	12
	Gene Banks at North Carolina, 2/25/1978	12
	Johnny Dawkins vs. Maryland, 2/21/1983	12
	Luol Deng vs. North Carolina, 3/6/2004	12
6.	Mike Gminski vs. Rice, 12/30/1976	11
	Johnny Dawkins at Colorado, 12/2/1982	11
	Johnny Dawkins at Maryland, 1/15/1983	11
	Johnny Dawkins vs. Stetson, 2/16/1983	11
	Carlos Boozer vs. William & Mary, 1/2/2000	11
	Carlos Boozer vs. Virginia, 2/5/2000	11
	Shavlik Randolph vs. Butler, 1/30/2003	11

Most Field Goals Made (No Misses)

Rk	Name vs. Opponent, Date	FG
1.	Mike Gminski vs. Johns Hopkins, 11/30/1976	10
2.	Carlos Boozer at N.C. State, 2/19/2000	7
3.	Jim Spanarkel at Wake Forest, 2/4/1976	6
	Tommy Amaker vs. Massachusetts, 12/12/1983	6
	Alaa Abdelnaby at North Carolina, 2/26/1987	6
	Christian Laettner vs. Arizona, 2/26/1989	6
	Cherokee Parks vs. Harvard, 11/30/1991	6
8.	Kenny Dennard vs. Wake Forest, 12/3/1977	5
	Gene Banks vs. Johns Hopkins, 11/26/1977	5
	Vince Taylor at Virginia, 1/24/1979	5
	Quin Snyder vs. Miami, 2/19/1986	5
	Antonio Lang vs. Lehigh, 12/29/1990	5
	Cherokee Parks vs. East Carolina, 11/25/1991	5
	Matt Christensen vs. Western Carolina, 12/20/1995	5
	Mike Dunleavy vs. Clemson, 1/29/2000	5
	Josh McRoberts vs. Wake Forest, 2/14/2006	5
	Josh McRoberts vs. Boston College, 3/12/2006	5

Field Goals Attempted

Rk	Name vs. Opponent, Date	FG
1.	Johnny Dawkins vs. Maryland, 2/21/1983	26
2.	Mike Gminski at Wake Forest, 1/19/1977	24
3.	Gene Banks at La Salle, 1/21/1978	22
4.	Kyle Singler at Virginia, 3/5/2008	21
5.	Gene Banks vs. Maryland, 2/18/1978	20
	Johnny Dawkins vs. Stetson, 2/16/1983	20
	Johnny Dawkins at Wake Forest, 2/19/1983	20
	Johnny Dawkins vs. Wake Forest, 1/19/1983	20
	Johnny Dawkins vs. North Carolina, 3/5/1983	20
	Jason Williams vs. Florida, 3/24/2000	20
	Luol Deng vs. Purdue, 11/29/2003	20

3-Point Field Goals Made

Rk	Name vs. Opponent, Date	3FG
1.	Trajan Langdon at North Carolina, 3/4/1995	6
	J.J. Redick at Georgia Tech, 2/26/2003	6
	Taylor King vs. Eastern Kentucky, 11/25/2007	6
	Kyle Singler vs. Maryland, 2/13/2008	6
	►Andre Dawkins vs. Radford, 11/21/2009	6
	Austin Rivers at North Carolina, 2/8/2012	6
	►Rasheed Sulaimon vs. Maryland, 2/16/2013	6
8.	Trajan Langdon vs. North Carolina, 2/2/1995	5
	Jason Williams vs. William & Mary, 1/2/2000	5
	Chris Duhon at Virginia, 2/14/2001	5
	J.J. Redick vs. Dayton, 12/29/2002	5
	J.J. Redick vs. UCLA, 11/30/2002	5
	J.J. Redick vs. Virginia, 1/15/2003	5
	J.J. Redick vs. N.C. State, 3/16/2003	5
	Kyrie Irving vs. Central Michigan, 3/22/2003	5
	Taylor King vs. N.C. Central, 11/9/2007	5
	Taylor King vs. Wisconsin, 11/27/2007	5

3-Point Field Goal Attempts

Rk	Name vs. Opponent, Date	3FGA
1.	J.J. Redick at Florida State, 2/2/2003	13
2.	J.J. Redick at North Carolina, 3/9/2003	11
	J.J. Redick vs. Kansas, 3/27/2003	11
	Taylor King vs. Eastern Kentucky, 11/25/2007	11
	►Andre Dawkins vs. Coastal Carolina, 11/16/2009	11
6.	David Henderson at Virginia, 2/5/1983	10
	Trajan Langdon at North Carolina, 3/4/1995	10
	Jason Williams vs. William & Mary, 1/2/2000	10
	J.J. Redick vs. UCLA, 11/30/2002	10
	J.J. Redick at Clemson, 1/5/2003	10
	J.J. Redick vs. Clemson, 2/9/2003	10
	J.J. Redick vs. N.C. State, 3/16/2003	10
	Jon Scheyer at Georgia Tech, 1/10/2007	10
	Jon Scheyer vs. North Carolina, 2/7/2007	10
	Austin Rivers at North Carolina, 2/8/2012	10

3-Point Field Goal Pct.

Rk	Name vs. Opponent, Date	Pct
1.	J.J. Redick at Georgia Tech, 2/26/2003	[6-of-7] .857
2.	Chris Duhon at Virginia, 2/14/2001	[5-of-6] .833
	J.J. Redick vs. Virginia, 1/15/2003	[5-of-6] .833
4.	Trajan Langdon vs. George Washington, 12/6/1994	[4-of-5] .800
	Luol Deng vs. Pacific, 11/27/2003	[4-of-5] .800
	Greg Paulus at Maryland, 2/11/2006	[4-of-5] .800
7.	►Andre Dawkins vs. Radford, 11/21/2009	[6-of-8] .750
	►Rasheed Sulaimon vs. Maryland, 2/16/2013	[6-of-8] .750
9.	J.J. Redick vs. Dayton, 12/29/2002	[5-of-7] .714
	J.J. Redick vs. Central Michigan, 3/22/2003	[5-of-7] .714
	Taylor King vs. N.C. Central, 11/9/2007	[5-of-7] .714

Minimum five three-point attempts

Free Throws Made

Rk	Name vs. Opponent, Date	FT
1.	Kyrie Irving vs. Michigan State, 12/11/2011	13
2.	►Rasheed Sulaimon vs. Michigan State, 3/29/2013	12
3.	Elton Brand vs. Chaminade, 11/24/1997	11
	Elton Brand vs. UNC-Greensboro, 12/3/1997	11
	J.J. Redick vs. Virginia, 1/15/2003	11
	J.J. Redick vs. N.C. State, 3/16/2003	11
	Jon Scheyer at Miami, 1/14/2007	11
	Austin Rivers vs. Virginia Tech, 2/25/2012	11
9.	Mike Gminski vs. St. Joseph's, 2/12/1977	10
	Gene Banks vs. East Carolina, 1/28/1978	10
	Gene Banks vs. Kentucky, 3/27/1978	10
	Bobby Hurley at Northwestern, 12/2/1989	10
	Taymon Domzalski at Northeastern, 12/30/1995	10
	Brian Zoubek vs. Columbia, 11/12/2006	10

Most Free Throws Made (No Misses)

Rk	Name vs. Opponent, Date	FT
1.	J.J. Redick vs. Virginia, 1/15/2003	11
	Jon Scheyer at Miami, 1/14/2007	11
3.	Bobby Hurley at Northwestern, 12/2/1989	10
4.	Bill McCaffrey vs. Canisius, 11/29/1989	9
5.	Jay Bilas at Wake Forest, 2/19/1983	8
	Bobby Hurley vs. Clemson, 1/31/1990	8
	J.J. Redick at Clemson, 1/5/2003	8
	Kyle Singler vs. Marquette, 11/21/2007	8
9.	Richard Whiting at Temple, 2/9/1946	7
	Erik Meek vs. William & Mary, 12/30/1991	7
	Jon Scheyer vs. Florida State, 2/4/2007	7
	Kyrie Irving vs. Kansas State, 11/23/2010	7
	►Rasheed Sulaimon vs. Maryland, 2/16/2013	7

Free Throw Attempts

Rk	Name vs. Opponent, Date	FTA
1.	Austin Rivers vs. Virginia Tech, 2/25/2012	17
2.	Elton Brand vs. Chaminade, 11/24/1997	16
	Kyrie Irving vs. Michigan State, 12/11/2010	16
4.	Grant Hill vs. Notre Dame, 11/23/1990	14
	Shelden Williams vs. Army, 11/23/2002	14
	►Rasheed Sulaimon vs. Maryland, 2/16/2013	14
7.	Mike Gminski vs. St. Joseph's, 2/12/1977	13
	Elton Brand vs. UNC-Greensboro, 12/3/1997	13
	Shavlik Randolph vs. Army, 11/23/2002	13
	Brian Zoubek vs. Columbia, 11/12/2006	13

Rebounds

Rk	Name vs. Opponent, Date	Reb
1.	Mike Gminski vs. Clemson, 1/12/1977	17
	Gene Banks vs. Wake Forest, 1/18/1978	17
	Shelden Williams vs. Florida State, 3/6/2003	17
4.	Mike Gminski vs. Rice, 12/30/1976	16
	Mike Gminski at Duquesne, 1/31/1977	16
	Mike Gminski vs. Clemson, 3/3/1977	16
	Kenny Dennard at La Salle, 1/21/1978	16
	Luol Deng vs. Maryland, 3/14/2004	16
9.	Mike Gminski vs. St. Joseph's, 2/12/1977	15
	Mike Gminski vs. North Carolina, 2/26/1977	15
	Carlos Boozer at Maryland, 1/9/2000	15

Active, Game: Amile Jefferson vs. Georgia Tech, 1/17/2013 - 10
Coach K Era, Game: Shelden Williams vs. Florida State, 3/6/2003 - 17
ACC Play, Game: Gene Banks vs. Wake Forest, 1/18/1978 - 17;
Shelden Williams vs. Florida State, 3/6/2003 - 17;
Mike Gminski vs. Clemson, 1/12/1977 - 17
Postseason, Game: Mike Gminski vs. Clemson, 3/3/1977 - 16;
Luol Deng vs. Maryland, 3/14/2004 - 16
ACC Tournament, Game: Mike Gminski vs. Clemson, 3/3/1977 - 16;
Luol Deng vs. Maryland, 3/14/2004 - 16
NCAA Tournament, Game: Elton Brand vs. Syracuse, 3/20/1998 - 14
Cameron Indoor Stadium, Game: Gene Banks vs. Wake Forest, 1/18/1978 - 17;
Shelden Williams vs. Florida State, 3/6/2003 - 17;
Mike Gminski vs. Clemson, 1/12/1977 - 17

RECORDS

Offensive Rebounds

Rk	Name vs. Opponent, Date	Reb
1.	Kyle Singler vs. Princeton, 11/19/2007	9
2.	Kenny Dennard at La Salle, 1/21/1978	8
	Elton Brand vs. Syracuse, 3/20/1998	8
	Carlos Boozer vs. Kansas, 3/19/2000	8
5.	Shelden Williams vs. Georgia Tech, 1/25/2003	7
6.	Gene Banks at La Salle, 1/21/1978	6
	Grant Hill vs. Clemson, 2/27/1991	6
	Taymon Domzalski vs. Georgia Tech, 1/7/1996	6
	Taymon Domzalski vs. North Carolina, 3/3/1996	6
	Shane Battier vs. Chaminade, 11/24/1997	6
	Elton Brand at Michigan, 12/13/1997	6
	Elton Brand vs. Mercer, 12/21/1997	6
	Elton Brand vs. North Carolina, 3/8/1998	6
	Corey Maggette vs. UNC-Greensboro, 12/30/1998	6
	Elton Brand vs. Clemson, 3/7/1998	6
	Carlos Boozer at Maryland, 1/9/2000	6
	Shelden Williams vs. Maryland, 2/19/2003	6
	Shelden Williams vs. Florida State, 3/6/2003	6
	Shelden Williams vs. Colorado State, 3/20/2003	6
	DeMarcus Nelson vs. N.C. State, 3/12/2005	6
	Mason Plumlee at North Carolina, 2/10/2010	6
	►Amile Jefferson vs. Georgia Tech, 1/17/2013	6

Defensive Rebounds

Rk	Name vs. Opponent, Date	Reb
1.	Luol Deng vs. Maryland, 3/14/2004	12
	Josh McRoberts vs. George Washington, 3/18/2006	12
3.	Shelden Williams vs. Florida State, 3/6/2003	11
	Kyle Singler at Davidson, 12/1/2007	11
5.	Mike Gminski vs. Connecticut, 12/14/1976	10
	Shelden Williams vs. Georgetown, 1/8/2003	10
7.	Shane Battier vs. Wake Forest, 2/14/1998	9
	Carlos Boozer at Maryland, 1/9/2000	9
	Carlos Boozer at Virginia, 1/5/2000	9
	Luol Deng vs. Pacific, 11/27/2003	9

Assists

Rk	Name vs. Opponent, Date	Ast
1.	Greg Paulus vs. Valparaiso, 12/18/2005 <i>(1-3)</i>	15
2.	Bobby Hurley vs. Georgia Tech, 1/28/1990	13
	Bobby Hurley at N.C. State, 2/21/1990	13
	Jason Williams vs. Virginia, 2/5/2000	13
	Jason Williams vs. St. John's, 2/26/2000	13
	Chris Duhon vs. N.C. A&T, 12/30/2000	13
7.	Jim Spanarkel vs. East Carolina, 12/10/1975	12
	Bobby Hurley vs. N.C. State, 1/24/1990	12
	Chris Duhon at Temple, 12/2/2000	12
10.	Gene Banks vs. Lehigh, 1/9/1978	11
	Bobby Hurley at Georgia Tech, 1/11/1990	11
	Bobby Hurley vs. Clemson, 1/31/1990	11
	Jason Williams vs. Wake Forest, 3/11/2000	11

Active, Game: Quinn Cook vs. Pennsylvania, 1/11/2012 - 9
Coach K Era, Game: Greg Paulus vs. Valparaiso, 12/18/2005 - 15
ACC Play, Game: Bobby Hurley vs. Georgia Tech, 1/28/1990 - 13; Bobby Hurley at N.C. State, 2/21/1990 - 13; Jason Williams vs. Virginia, 2/5/2000 - 13
Postseason, Game: Jason Williams vs. Wake Forest, 3/11/2000 - 11
ACC Tournament, Game: Jason Williams vs. Wake Forest, 3/11/2000 - 11
NCAA Tournament, Game: 3x: last by Chris Duhon vs. Monmouth, 3/25/2001 - 9
Cameron Indoor Stadium, Game: Greg Paulus vs. Valparaiso, 12/18/2005 - 15

Blocked Shots

Rk	Name vs. Opponent, Date	Blk
1.	Mike Gminski at Davidson, 1/5/1977	9
2.	Mike Gminski vs. Connecticut, 12/14/1976	8
3.	Mike Gminski vs. Johns Hopkins, 11/30/1976	7
	Mike Gminski at Tennessee, 12/7/1976	7
5.	Antonio Lang vs. East Carolina, 11/26/1990	6
	Antonio Lang vs. Michigan, 12/8/1990	6
	Shelden Williams vs. Maryland, 2/19/2003	6
8.	Mike Gminski vs. N.C. State, 11/27/1976	5
	Mike Gminski vs. Washington, 12/4/1976	5
	Taymon Domzalski vs. Maryland, 1/28/1996	5
	Casey Sanders vs. Army, 11/20/1999	5

Active, Game: Amile Jefferson vs. Maryland, 1/26/2013 - 3
Coach K Era, Game: Antonio Lang vs. East Carolina, 11/26/1990 - 6; Antonio Lang vs. Michigan, 12/8/1990 - 6; Shelden Williams vs. Maryland, 2/19/2003 - 6
ACC Play, Game: Shelden Williams vs. Maryland, 2/19/2003 - 6
Postseason, Game: 2x: last by Josh McRoberts vs. Southern, 3/16/2006 - 4
ACC Tournament, Game: Luol Deng vs. Virginia, 3/12/2004 - 4
NCAA Tournament, Game: Josh McRoberts vs. Southern, 3/16/2006 - 4
Cameron Indoor Stadium, Game: Mike Gminski vs. Johns Hopkins, 11/30/1976 - 7

Steals

Rk	Name vs. Opponent, Date	St
1.	Shane Battier vs. Davidson, 11/20/1997	7
2.	Tommy Amaker vs. Appalachian State, 1/11/1984	6
	Grant Hill vs. Iowa, 3/16/1991	6
	Jason Williams vs. DePaul, 12/4/1999	6
	Chris Duhon vs. Illinois, 11/28/2000	6
6.	Jim Spanarkel vs. N.C. State, 2/18/1976	5
	Tommy Amaker vs. Ohio, 12/7/1983	5
	Christian Laettner vs. Cornell, 12/29/1988	5
	Christian Laettner vs. Wake Forest, 3/10/1989	5
	Jason Williams vs. Columbia, 11/23/1999	5
	Jason Williams vs. North Carolina, 3/4/2000	5
	Chris Duhon vs. Davidson, 12/5/2000	5
	Chris Duhon vs. Maryland, 3/10/2001	5
	Chris Duhon vs. Maryland, 2/27/2001	5
	Chris Duhon vs. North Carolina, 2/1/2001	5
	J.J. Redick vs. Davidson, 11/25/2002	5
	Luol Deng at Michigan State, 12/3/2003	5
	Greg Paulus vs. Boston College, 3/12/2006	5
	Jon Scheyer vs. Georgia Tech, 2/18/2007	5

Active, Game: Rasheed Sulaimon vs. Miami, 1/23/2013 - 4; Tyler Thornton vs. Maryland, 1/9/2011 - 4
Coach K Era, Game: Shane Battier vs. Davidson, 11/20/1997 - 7
ACC Play, Game: Chris Duhon vs. Maryland, 2/27/2001 - 5; Jason Williams vs. North Carolina, 3/4/2000 - 5; Jim Spanarkel vs. N.C. State, 2/18/1976 - 5; Chris Duhon vs. North Carolina, 2/1/2001 - 5; Jon Scheyer vs. Georgia Tech, 2/18/2007 - 5
Postseason, Game: Grant Hill vs. Iowa, 3/16/1991 - 6
ACC Tournament, Game: Greg Paulus vs. Boston College, 3/12/2006 - 5; Chris Duhon vs. Maryland, 3/10/2001 - 5; Christian Laettner vs. Wake Forest, 3/10/1989 - 5
NCAA Tournament, Game: Grant Hill vs. Iowa, 3/16/1991 - 6
Cameron Indoor Stadium, Game: Shane Battier vs. Davidson, 11/20/1997 - 7

Minutes Played

Rk	Name vs. Opponent, Date	Min
1.	Tommy Amaker at North Carolina, 3/3/1984	49
2.	Todd Anderson vs. Clemson, 2/24/1982	46
3.	Tommy Amaker vs. Wake Forest, 2/18/1984	45
	Jason Williams vs. DePaul, 12/4/1999	45
5.	Jim Spanarkel vs. Wake Forest, 1/21/1976	44
	Tommy Amaker vs. Georgia Tech, 3/9/1984	44
	Jon Scheyer vs. Virginia Tech, 1/6/2007	44
8.	Bobby Hurley vs. Connecticut, 3/24/1990	43
	Bobby Hurley vs. N.C. State, 1/24/1990	43
	Jason Williams at North Carolina, 2/3/2000	43
	Luol Deng vs. Maryland, 3/14/2004	43
	Jon Scheyer vs. N.C. State, 3/8/2007	43
	Austin Rivers vs. Miami, 2/5/2012	43
14.	Bobby Hurley at Maryland, 2/10/1990	42
15.	Mike Gminski vs. Clemson, 1/12/1977	41
	Jason Williams at Virginia, 1/5/2000	41
	Luol Deng at North Carolina, 2/5/2004	41
	Austin Rivers vs. Virginia Tech, 2/25/2012	41
19.	20x: last by Austin Rivers vs. Virginia Tech, 3/8/2012	40

Fewest Field Goal Attempts (Minimum 20 Points)

Rk	Player vs. Opponent, Date	FGA	Pts
1.	Jon Scheyer at Miami, 1/14/2007 <i>(5-8 FG, 4-6 3FG, 11-11 FT)</i>	8	25
2.	Elton Brand vs. Chaminade, 11/24/1997 <i>(6-9 FG, 11-16 FT)</i>	9	23
	Elton Brand vs. UNC-Greensboro, 12/3/1997 <i>(6-9 FG, 11-13 FT)</i>	9	23
	Corey Maggette vs. UNC-Greensboro, 12/30/1998 <i>(6-9 FG, 3-5 3FG, 7-8 FT)</i>	9	22
	►Andre Dawkins vs. Radford, 11/21/2009 <i>(7-9 FG, 6-8 3FG)</i>	9	20
	►Rasheed Sulaimon vs. Creighton, 3/24/2013 <i>(5-9 FG, 3-5 3FG, 8-10 FT)</i>	9	21

Fewest Field Goal Attempts (Minimum 30 Points)

Rk	Player vs. Opponent, Date	FGA	Pts
1.	J.J. Redick vs. N.C. State, 3/16/2003 <i>(7-12 FG, 5-10 3FG, 11-12 FT)</i>	12	30
	Kyrie Irving vs. Michigan State, 12/1/2010 <i>(8-12 FG, 2-3 3FG, 13-16 FT)</i>	12	31
3.	J.J. Redick vs. Virginia, 1/15/2003 <i>(9-13 FG, 5-6 3FG, 11-11 FT)</i>	13	34
4.	Johnny Dawkins at Maryland, 1/15/1983 <i>(11-16 FG, 4-6 3FG, 5-8 FT)</i>	16	31

Most Points (100 Pct. Efficiency)

Rk	Player vs. Opponent, Date	Pts
1.	Josh McRoberts vs. Wake Forest, 2/14/2006 <i>(5-5 FG, 1-1 3FG, 5-5 FT)</i>	16
2.	Kenny Dennard vs. Wake Forest, 12/3/1977 <i>(5-5 FG, 5-5 FT)</i>	15
3.	Mike Dunleavy vs. Clemson, 1/29/2000 <i>(5-5 FG, 3-3 3FG)</i>	13
4.	Greg Paulus vs. Seton Hall, 11/16/2005 <i>(4-4 FG, 2-2 3FG, 2-2 FT)</i>	12
	►Andre Dawkins at Wisconsin, 12/2/2009 <i>(4-4 FG, 4-4 3FG)</i>	12

Points Off the Bench

Rk	Name vs. Opponent, Date	Pts
1.	Kyrie Irving vs. Arizona, 3/24/2011	28
2.	Taylor King vs. Eastern Kentucky, 11/25/2007	27
3.	Luol Deng vs. North Carolina, 3/6/2004	25
4.	Gordon Carver at Washington & Lee, 2/9/1943	24
5.	Shavlik Randolph vs. Butler, 1/30/2003	24
6.	Robert Roelke at Virginia, 12/16/1942	22
	Bill McCaffrey vs. Harvard, 11/25/1989	22
	Corey Maggette vs. UNC-Greensboro, 12/30/1998	22
	Luol Deng at Georgia Tech, 1/31/2004	22
10.	Tate Armstrong at Clemson, 2/27/1974	21
	William Avery vs. Arizona, 11/26/1997	21
	Corey Maggette vs. Virginia, 1/10/1999	21
	Mike Dunleavy at Virginia, 1/5/2000	21
	Nolan Smith at Wake Forest, 2/17/2008	21

Team Records - Season

Most Games Played

1. ◆ 1985-86	40
2009-10	40
3. 1990-91	39
1998-99	39
2000-01	39

Most Regular Season Games

1. 1985-86	31
1990-91	31
2008-09	31
2009-10	31
2010-11	31
2011-12	31
2012-13	31

Most Victories

1. 1985-86	37-3
1998-99	37-2
3. 2009-10	35-5
2000-01	35-4
5. 1991-92	34-2
6. 1990-91	32-7
1997-98	32-4
2005-06	32-4
2010-11	32-5

Most ACC Victories

1. ▲ 1998-99	16-0
2. 1997-98	15-1
1999-2000	15-1
4. 1962-63	14-0
1991-92	14-2
2005-06	14-2
2012-13	14-4

Most Losses

1. 1994-95	13-18
2. 1981-82	10-17
1982-83	11-17
4. 1973-74	10-16
5. 1949-50	15-15

Most ACC Losses

1. 1994-95	2-14
2. 1982-83	3-11
3. 1973-74	2-10
1974-75	2-10
1976-77	2-10
1981-82	4-10

Fewest Victories

1. 1905-06	2-3
1907-08	2-3
3. 1906-07	4-2
1909-10	4-4
1910-11	4-3
1924-25	4-8
1926-27	4-10

Fewest ACC Victories

1. 1973-74	2-10
1974-75	2-10
1976-77	2-10
1994-95	2-14
5. 1982-83	3-11
1975-76	3-9

Fewest Losses

1. 1908-09	8-1
1911-12	6-1
3. 1906-07	4-2
1929-30	18-2
1941-42	22-2
1991-92	34-2
1998-99	37-2

Fewest ACC Losses

1. ▲ 1962-63	14-0
▲ 1998-99	16-0
3. 1953-54	9-1
1963-64	13-1
1997-98	15-1
1999-2000	15-1

Consecutive Winning Seasons

1. 1950-51 – 1971-72	22
2. 1995-96 – Present	18
3. 1927-28 – 1937-38	11
1983-84 – 1993-94	11
5. 1916-17 – 1920-21	5
1976-77 – 1980-81	5

Consecutive Non-Losing Seasons

1. 1939-40 – 1971-72	33
2. 1995-96 – Present	18
3. 1927-28 – 1937-38	11
1983-84 – 1993-94	11
5. 1908-09 – 1914-15	7

Longest Winning Streak

1. Dec. 2, 1998 – March 27, 1999	32
2. March 6, 2010 – Jan. 9, 2011	125
3. March 14, 1991 – Feb. 1, 1992	23
Feb. 26, 1992 – Jan. 6, 1993	323
5. March 4, 2001 – Jan. 2, 2002	422
6. Jan. 25, 1986 – March 29, 1986	21
7. Dec. 28, 1962 – March 16, 1963	20
8. Nov. 20, 1999 – Feb. 5, 2000	18
Dec. 3, 2003 – Feb. 11, 2004	18
10. Nov. 14, 2005 – Jan. 18, 2006	17

¹ – Last 10 of 2009-10 and first 15 of 2010-11

² – Last six of 1990-91 and first 17 of 1991-92

³ – Last 13 of 1991-92 and first 10 of 1992-93

⁴ – Last 10 of 2000-01 and first 12 of 2001-02

ACC Winning Streak

1. ▲ Feb. 8, 1998 – Feb. 9, 2000	31
2. Feb. 19, 1962 – Feb. 18, 1964	26
3. Dec. 4, 2005 – Feb. 22, 2006	14
4. Dec. 18, 1965 – Feb. 22, 1966	11
5. Feb. 27, 1991 – Feb. 5, 1992	10
Jan. 15, 2011 – Feb. 20, 2011	10

ACC Home Winning Streak

1. Dec. 12, 1960 – Jan. 9, 1965	29
2. Jan. 18, 1997 – Feb. 9, 2000	26
3. Dec. 2, 2001 – Feb. 22, 2004	22
4. Feb. 22, 2009 – Jan. 19, 2012	20
5. Jan. 9, 1991 – Jan. 17, 1993	16

ACC Road Winning Streak

1. ▲ Feb. 8, 1998 – Feb. 14, 2001	24
2. Feb. 19, 1962 – Feb. 18, 1964	14
3. Jan. 7, 2012 – Feb. 28, 2012	8
4. Jan. 8, 2005 – Feb. 22, 2006	7
5. Feb. 29, 1964 – Feb. 23, 1965	6
Feb. 1, 1986 – Jan. 21, 1987	6

Home Court Winning Streak

1. ▲ Jan. 13, 1997 – Feb. 9, 2000	46
2. Feb. 22, 2009 – Jan. 19, 2012	45
3. Nov. 25, 2002 – Feb. 26, 2004	41
4. Nov. 14, 1990 – Jan. 17, 1993	36
5. Jan. 13, 1962 – Dec. 5, 1964	27

Non-ACC Home Win Streak

1. ► Nov. 14, 2000 – Present	101
2. Feb. 2, 1983 – Dec. 2, 1995	95
3. Dec. 11, 1996 – Feb. 26, 2000	24
4. Dec. 2, 1973 – Dec. 3, 1975	18
Dec. 10, 1975 – Feb. 10, 1979	18

Most Wins to Open Season

1. 1991-92	17
2005-06	17
3. 1985-86	16
4. 2004-05	15
2010-11	15
2012-13	15
7. 1935-36	13
1988-89	13
9. 5x; last in 2002-03	12

Record in Season Opener

Overall	[.778]84-24
Under Mike Krzyzewski	[.939]31-2
ACC Openers	[.733]44-16
ACC Openers Under Mike Krzyzewski	[.788]26-7

Longest Losing Streak

1. Feb. 13, 1922 – March 1, 1922	8
2. Feb. 2, 1939 – Feb. 16, 1939	7
3. Jan. 17, 1925 – Feb. 7, 1925	6
Jan. 4, 1995 – Jan. 21, 1995	6
5. 8x, last Feb. 16, 1977 – March 3, 1977	5

Longest ACC Losing Streak

1. Jan. 4, 1995 – Feb. 4, 1995	9
2. Jan. 19, 1974 – Feb. 6, 1974	5
Jan. 24, 1976 – Feb. 18, 1976	5
Feb. 5, 1983 – Feb. 23, 1983	5
5. 10x, last Feb. 1, 2007 – Feb. 11, 2007	4

Highest Winning Pct.

1. 1998-99	[.37-2].949
2. 1991-92	[.34-2].944
3. 1985-86	[.37-3].925
4. 1941-42	[.22-2].916
5. 1962-63	[.27-3].900

Lowest Winning Pct.

1. 1921-22	[.6-12].333
1924-25	[.4-8].333
3. 1981-82	[.10-17].370
4. 1973-74	[.10-16].384
5. 1982-83	[.11-17].393

Most Points

1. ▲ 1998-99	[39 games]3,581
2. 2000-01	[39 games]3,538
3. 1990-91	[39 games]3,421
4. 1989-90	[38 games]3,386
5. 1985-86	[40 games]3,194

Most Points Allowed

1. 1989-90	[38 games]2,910
2. 1990-91	[39 games]2,864
3. 2000-01	[39 games]2,750
4. 1985-86	[40 games]2,689
5. 1998-99	[39 games]2,619

Highest Scoring Average

1. 1964-65	92.4
2. 1998-99	91.8
3. 2000-01	90.7
4. 1989-90	89.1
5. 2001-02	88.9

30-Plus Win Seasons

13	(1986, 1991, 1992, 1998, 1999, 2001, 2002, 2004, 2006, 2009, 2010, 2011, 2013)
----	--

20-Plus Win Seasons

48	(last 30-6 in 2012-13)
----	------------------------

Most Victories

Two-Year Period	
1. 1998-99	69-6
2. 2010-11	67-10
3. 1991-92	66-9
1999-00	66-7
2001-02	66-8

Three-Year Period	
1. ▲ 1999-01	101-11
2. 1998-00	98-11
3. 2009-11	97-17
4. 2000-02	95-13
1990-92	95-18

Four-Year Period	
1. ▲ 1998-01	133-15
2. 1999-02	132-15
3. 2008-11	125-23
4. 2009-12	124-24
2010-13	124-23

Highest Winning Pct.

Two-Year Period	
1. 1998-99	[.69-6].920
2. 1999-00	[.66-7].904
3. 2001-02	[.66-8].892
4. 1991-92	[.66-9].880
5. 2000-01	[.64-9].877

Three-Year Period	
1. 1999-01	[.101-11].902
2. 1998-00	[.98-11].899
3. 2000-02	[.95-13].880
4. 1997-99	[.93-15].861
5. 2001-03	[.92-15].859

Four-Year Period	
1. 1998-01	[.133-15].899
2. 1999-02	[.132-15].898
3. 1997-00	[.122-20].859
4. 2000-03	[.121-20].858
5. 2001-04	[.123-21].854

▲ - ACC Record
◆ - NCAA Record

RECORDS

Highest Opp. Scoring Avg.

1. 1975-76	85.0
2. 1982-83	83.7
3. 1974-75	81.5
4. 1968-69	79.4
5. 1964-65	77.8

Best Scoring Defense (since 1951)

1. 2009-10	61.0
2. 2006-07	62.0
3. 1959-60	63.2
4. 1997-98	64.1
5. 2010-11	64.7

Highest Avg. Scoring Margin

1. ▲ 1998-99	24.6
2. 1997-98	21.5
3. 2000-01	20.2
4. 2001-02	19.7
5. 1988-89	16.7

Most Field Goals Made

1. ▲ 1985-86	1,245
2. 1998-99	1,244
3. 1990-91	1,227
4. 2000-01	1,217
5. 1989-90	1,171

Most Field Goals Allowed

1. 1989-90	1,115
2. 1990-91	1,087
3. 1985-86	1,082
4. 1991-92	1,033
5. 2000-01	1,028

Most Field Goal Attempts

1. ▲ 2000-01	2,530
2. 1950-51	2,514
3. 1985-86	2,429
4. 1998-99	2,422
5. 1990-91	2,401

Most Field Goal Attempts Allowed

1. 1998-99	2,486
2. 1989-90	2,473
3. 2000-01	2,471
4. 1950-51	2,454
5. 1990-91	2,445

Highest Field Goal Pct.

1. 1988-89	[1,163-2,166] .537
2. 1991-92	[1,108-2,069] .536
3. 1977-78	[1,123-2,131] .5270
4. 1984-85	[950-1,804] .5266
5. 1975-76	[968-1,853] .522

Best Field Goal Defense

1. 1951-52	[757-2,282] .331
2. 1955-56	[581-1,617] .350
3. 1954-55	[651-1,824] .360
4. 1950-51	[889-2,454] .362
5. 1956-57	[651-1,723] .378

Best Field Goal Defense (Coach K Era)

1. 2004-05	[783-2,006] .390
2. 1998-99	[972-2,486] .391
3. 2009-10	[883-2,202] .401
4. 2010-11	[896-2,212] .405
5. 2003-04	[876-2,154] .407

Most 3-Point Field Goals

1. ▲ 2000-01	407
2. 2007-08	308
3. 2001-02	301
2009-10	301
5. 1998-99	293

Most 3-Point Field Goals Allowed

1. 2000-01	207
2. 1999-2000	197
3. 1998-99	191
4. 2008-09	183
5. 1994-95	180

Most 3-Point FG Attempts

1. ▲ 2000-01	1,057
2. 2001-02	830
3. 2007-08	816
4. 2009-10	782
5. 2010-11	778

Most 3-Point Field Goal Attempts Allowed

1. 1998-99	635
2. 2000-01	602
3. 2009-10	559
4. 2001-02	555
5. 1999-2000	552

Highest 3-Point FG Pct.

1. 1991-92	[171-394] .434
2. 1982-83	[98-230] .426
3. 1986-87	[148-368] .402
4. 2012-13	[270-676] .399
5. 1992-93	[184-463] .397

Best 3-Point FG Defense

1. 2009-10	[158-559] .283
2. 1992-93	[118-409] .289
3. 2012-13	[160-551] .290
4. 1993-94	[145-489] .297
5. 1998-99	[191-635] .301

Most Free Throws Made

1. ◆ 1989-90	888
2. 1998-99	800
3. 1990-91	791
4. 1991-92	780
5. 2000-01	697

Most Free Throw Attempts

1. 1989-90	1,165
2. 1998-99	1,135
3. 1990-91	1,089
4. 1991-92	1,043
5. 2000-01	1,002

Highest Free Throw Pct.

1. ▲ 1977-78	.791
2. 1972-73	.785
3. 1970-71	.766
4. 1989-90	.762
5. 2005-06	.761

Most Rebounds

1. 1951-52	1,758
2. 1998-99	1,645
3. 2009-10	1,560
4. 2000-01	1,505
5. 1965-66	1,487

Highest Rebound Average

1. 1951-52	58.6
2. 1961-62	50.5
3. 1960-61	49.7
4. 1965-66	49.6
5. 1952-53	48.8

Highest Rebound Margin

1. 1965-66	+12.7
2. 1962-63	+11.3
3. 1961-62	+10.9
4. 1967-68	+10.5
5. 1966-67	+9.5

Most Assists

1. 2000-01	701
2. 1990-91	689
3. 1988-89	684
4. 1985-86	671
5. 1989-90	663

Most Blocked Shots

1. ▲ 1998-99	245
2. 2003-04	240
3. 2004-05	220
4. 1993-94	204
5. 2005-06	202

Most Steals

1. 2000-01	411
2. 1990-91	362
3. 1985-86	360
4. 2001-02	351
5. 1998-99	349

Most Turnovers Caused

1. 1990-91	779
2. 1985-86	773
3. 1989-90	764
4. 2000-01	752
5. 1988-89	724

Most Turnovers Committed

1. 1989-90	661
2. 1988-89	648
3. 1990-91	645
4. 1985-86	616
5. 1977-78	610

Most Personal Fouls

1. 1950-51	783
2. ▲ 1985-86	767
3. 1951-52	751
4. 1988-89	750
5. 1989-90	734

Most Players to Foul Out

1. 1950-51	48
2. 1951-52	42
1975-76	42
4. 1952-53	38
5. 1954-55	35

Fewest Players to Foul Out

1. 1961-62	5
1993-94	5
3. 1997-98	6
4. 1992-93	7
5. 1962-63	8
2001-02	8
2008-09	8

Fewest Personal Fouls

1. 1971-72	419
2. 1969-70	421
3. 1956-57	459
4. 1957-58	460
5. 1976-77	510

▲ - ACC Record
◆ - NCAA Record

Team Records - Game

Most Points, Game

1.	vs. Virginia, 2/11/1965	136
2.	vs. Harvard, 11/25/1989	130
3.	vs. Mercer, 12/21/1997	126
4.	vs. East Carolina, 11/26/1990	125
5.	vs. Wake Forest, 2/12/1969	122
6.	vs. Navy, 2/1/1964	121
	vs. Penn State, 1/5/1965	121
	vs. Harvard, 12/21/1987	121
	vs. N.C. Central, 11/9/2007	121
10.	vs. South Carolina State, 11/21/1998	120
	vs. UCLA, 2/22/1998	120

Most Points, Half

1.	vs. Virginia, 2/11/1965	[2nd Half] 72
	vs. Harvard, 11/25/1989	[1st Half] 72
3.	at Davidson, 1/29/1975	[2nd Half] 67
	vs. Army, 11/25/2000	[1st Half] 67
	vs. Portland, 11/25/2001	[2nd Half] 67
	vs. N.C. Central, 11/9/2007	[1st Half] 67
7.	vs. Wake Forest, 12/29/1962	[2nd Half] 66
	vs. Colgate, 11/19/2010	[2nd Half] 66
9.	vs. Harvard, 12/21/1987	[1st Half] 65
	vs. Virginia, 2/5/2000	[1st Half] 65

Most Points Allowed, Game

1.	at Wake Forest, 1/22/1975	122
2.	at George Washington, 12/22/1952	113
	at N.C. State, 2/20/1974	113
	at Michigan, 12/9/1989	113
5.	at Maryland, 2/10/1990	111

Most Points Allowed, Half

1.	at G. Washington, 12/22/1952	[2nd Half] 66
	at Wake Forest, 1/22/1975	[1st Half] 66
3.	at Maryland, 2/2/1980	[2nd Half] 65
4.	vs. Seton Hall, 4/1/1989	[2nd Half] 62
5.	at N.C. State, 2/20/1974	[1st Half] 60
	at North Carolina, 1/22/1983	[2nd Half] 60
7.	by Wake Forest, 12/14/1968	[2nd Half] 59
	at Virginia, 2/5/1983	[1st Half] 59
	vs. Virginia, 3/11/1983	[2nd Half] 59
10.	at North Carolina, 2/28/1976	[2nd Half] 58

Fewest Points, Game

1.	vs. Littleton HS, 1908	3
2.	at Wake Forest, 3/16/1906	5
	vs. Wake Forest, 1907	5
	vs. Wake Forest, 1909	5
5.	vs. Wake Forest, 1907	6

Fewest Points, Game (since 1955)

1.	vs. N.C. State, 3/8/1968	10
2.	vs. North Carolina, 3/4/1966	21
3.	at Maryland, 1/7/1959	33
4.	vs. Maryland, 1/9/1982	36
5.	at Clemson, 3/1/1972	40

Fewest Points, Half (since 1955)

1.	vs. N.C. State, 3/8/1968	[1st Half] 4
2.	vs. N.C. State, 3/8/1968	[2nd Half] 6
3.	vs. North Carolina, 3/4/1966	[1st Half] 7
	vs. North Carolina, 2/24/1979	[1st Half] 7
5.	vs. Maryland, 1/9/1982	[2nd Half] 10
6.	vs. La Salle, 12/5/1978	[1st Half] 12
7.	at Maryland, 1/7/1959	[1st Half] 13
	at Virginia, 1/31/1981	[1st Half] 13
	vs. Virginia, 1/30/1982	[1st Half] 13
10.	vs. Michigan State, 12/29/1958	[1st Half] 14
	vs. North Carolina, 3/4/1966	[2nd Half] 14

Fewest Pts. Allowed, Game

1.	by Guilford, 1907	1
	by Littleton HS, 1907	1
	by Trinity Park, 1907	1
4.	vs. Durham YMCA, 1909	3
	vs. Winston YMCA, 1909	3

Fewest Points Allowed, Game (since 1955)

1.	vs. N.C. State, 3/8/1968	12
2.	vs. North Carolina, 3/4/1966	20
3.	vs. N.C. State, 1/9/1960	34
4.	vs. Bucknell, 1/4/1960	36
5.	vs. UNC Greensboro, 12/3/1997	37
	vs. Winthrop, 3/14/2002	37

Fewest Points Allowed, Half (since 1955)

1.	◆ vs. North Carolina, 2/24/1979	[1st Half] 0
2.	vs. N.C. State, 3/8/1968	[1st Half] 2
3.	vs. North Carolina, 3/4/1966	[1st Half] 5
4.	vs. La Salle, 12/5/1978	[1st Half] 6
5.	at Wake Forest, 2/22/1968	[2nd Half] 8
6.	at Army, 11/16/1997	[1st Half] 9
7.	vs. N.C. State, 3/8/1968	[2nd Half] 10
	at St. John's, 2/25/2007	[1st Half] 10
	vs. Clemson, 1/8/2013	[1st Half] 10
10.	vs. Army, 12/22/1996	[1st Half] 11
11.	vs. E. Kentucky, 11/25/2007	[1st Half] 12
	vs. Clemson, 1/3/2010	[1st Half] 12
13.	at Clemson, 1/23/1982	[1st Half] 13
	vs. Seton Hall, 11/16/2005	[1st Half] 13
	vs. Virginia Tech, 1/4/2009	[2nd Half] 13
16.	vs. Bucknell, 1/4/1960	[2nd Half] 14
	vs. Penn State, 12/9/1960	[1st Half] 14
	vs. Brown, 11/25/1994	[2nd Half] 14
	at Florida State 1/10/2009	[1st Half] 14

Largest Victory Margin

1.	vs. Furman, 1910	[85-5] 80
2.	vs. Harvard, 11/25/1989	[130-54] 76
3.	vs. Carson-Newman, 1915	[70-4] 66
4.	vs. William & Mary, 12/12/1953	[109-44] 65
	vs. N.C. Central, 11/9/2007	[121-56] 65
6.	vs. Virginia, 2/11/1965	[136-72] 64
	vs. S. Carolina St., 11/21/1998	[120-56] 64

Largest Defeat Margin

1.	at Washington & Lee, 1913	[15-90] 75
2.	vs. Virginia, 3/11/1983	[66-109] 43
3.	at West Virginia, 12/12/1958	[63-101] 38
	at Louisville, 1/2/1982	[61-99] 38
5.	at Atlanta AC, 2/16/1922	[19-56] 37

Largest Combined Score

1.	at Wake Forest, 1/22/1975	[109-122] 231
2.	at Maryland, 2/10/1990	[114-111] 225
3.	at Michigan, 12/9/1989	[108-113] 221
4.	at Miami (Fla.), 12/10/1988	[117-102] 219
5.	vs. Wake Forest, 2/12/1969	[122-93] 215

Smallest Combined Score (since 1953)

1.	vs. N.C. State, 3/8/1968	[10-12] 22
2.	vs. North Carolina, 3/4/1966	[21-20] 41
3.	vs. Maryland, 1/9/1982	[36-40] 76
4.	vs. South Carolina, 2/14/1966	[41-38] 79
5.	vs. N.C. State, 1/9/1960	[47-34] 81

Halftime Margin

1.	vs. Harvard, 11/25/1989	[72-30] 42
	vs. Clemson, 1/29/2000	[58-16] 42
3.	vs. William & Mary, 1/11/1989	[55-14] 41
	vs. Army, 11/25/2000	[67-26] 41
	vs. Michigan, 12/9/2000	[59-18] 41
6.	vs. Boston University, 12/30/1992	[55-16] 39
	vs. UNC Greensboro, 11/27/2004	[60-21] 39
8.	vs. Virginia, 3/4/1999	[59-21] 38
9.	vs. Army, 11/20/1999	[52-15] 37
	vs. Winthrop, 3/14/2002	[52-15] 37

Halftime Deficits

1.	vs. Tulane, 12/30/1950	[27-56] 29
2.	at Louisville, 1/2/1982	[27-54] 27
3.	at North Carolina, 2/27/1982	[17-42] 25
4.	at North Carolina, 1/17/1990	[21-45] 24
	vs. North Carolina, 3/3/2012	[24-48] 24
6.	at Miami, 1/23/2013	[19-42] 23
7.	at West Virginia, 12/12/1958	[28-50] 22
8.	vs. St. Peter's, 3/18/1968	[29-50] 21
	at Maryland, 2/2/1974	[30-51] 21
	vs. Wake Forest, 3/5/1982	[16-37] 21
	at St. John's, 1/30/2011	[25-46] 21
12.	vs. North Carolina, 2/27/1960	[15-35] 20
	at North Carolina, 2/23/1980	[34-54] 20

Highest Point Improvement Between Halves

Team, Date	1st	2nd	Diff	
1.	vs. La Salle, 12/5/1978	12	54	42
2.	vs. Virginia, 1/30/1982	13	52	39
3.	vs. N. Carolina, 3/3/1996	21	57	36
4.	vs. N. Carolina, 2/24/1979	7	40	33
5.	vs. N.C. State, 2/15/1978	22	54	32
	at N. Carolina, 2/27/1982	17	49	32
	at Clemson, 3/2/1983	27	59	32

Best Defensive Improvement Between Halves

Team, Date	1st	2nd	Diff	
1.	vs. Tulane, 12/30/1950	56	16	40
2.	vs. N.C. State, 12/1/1978	45	18	27
3.	at W. Forest, 2/22/1968	33	8	25
4.	vs. W. Forest, 2/16/1957	44	20	24
5.	vs. N.C. State, 1/6/1962	42	19	23
	at Wake Forest, 1/6/1973	53	30	23

Best Defensive Improvement (Under Coach K)

Team, Date	1st	2nd	Diff	
1.	at N. Carolina, 3/5/2011	51	30	21
2.	vs. Maryland, 1/17/2002	49	29	20
3.	vs. Kentucky, 11/19/1988	37	18	19
	at N. Carolina, 3/6/2005	47	28	19
	vs. N.C. State, 2/16/2012	46	27	19
6.	at Fla. State, 2/23/1994	45	27	18
	at Ga. Tech, 1/5/1997	37	19	18
	vs. W. Forest, 1/19/2002	49	31	18
	vs. Va. Tech, 1/4/2009	31	13	18

Largest Deficit Overcome to Win Game

1.	◆ 74-72 over Tulane, 12/30/1950	32
	Duke trailed 54-22 in 1st Half	

Largest Second Half Deficit Overcome to Win

1.	◆ 74-72 over Tulane, 12/30/1950	31
	Duke trailed 58-27 in 2nd Half	
2.	64-63 over Navy, 2/14/1959	21
	Duke trailed 46-25 in 2nd Half	
3.	78-73 over N.C. State, 2/16/2012	20
	Duke trailed 61-41 with 11:33 left in 2nd Half	
4.	98-97 over Clemson, 3/4/1992	19
	Duke trailed 70-51 in 2nd Half	
5.	77-75 over North Carolina, 2/28/1998	17
	Duke trailed 64-47 in 2nd Half	

Largest Halftime Deficit Overcome to Win

1.	◆ Duke 74-72 over Tulane, 12/30/1950	29
	Duke trailed 56-27 at halftime	
2.	Duke 78-73 over N.C. State, 2/16/2012	16
	Duke trailed 46-30 at halftime	
3.	Duke 101-99 over W. Forest, 2/12/1953	14
	Duke trailed 52-38 at halftime	
	Duke 64-63 over Navy, 2/14/1959	14
	Duke trailed 31-17 at halftime	
	Duke 79-73 over N. Carolina, 2/9/2011	14
	Duke trailed 43-29 at halftime	
6.	Duke 78-75 OT over Miami, 2/7/2009	13
	Duke trailed 32-19 at halftime	
	Duke 85-76 over Clemson, 2/5/1969	13
	Duke trailed 42-29 at halftime	
8.	Duke 50-44 over N. Carolina, 2/10/1940	12
	Duke trailed 31-19 at halftime	
	Duke 79-69 over Virginia, 2/14/1996	12
	Duke trailed 40-28 at halftime	
	Duke 77-75 over N. Carolina, 2/28/1998	12
	Duke trailed 42-30 at halftime	

Most Field Goals Made

1.	vs. Virginia, 2/11/1965	55
2.	vs. Wake Forest, 2/12/1969	52
3.	vs. Davidson, 12/5/1961	50
	vs. Harvard, 11/25/1989	50
	vs. Mercer, 12/21/1997	50

Most Field Goal Attempts

1.	vs. N.C. State, 3/5/1955	102
2.	vs. Washington & Lee, 2/14/1951	100
	vs. West Virginia, 2/5/1955	100
4.	vs. West Virginia, 12/27/1954	99
5.	vs. Notre Dame, 2/20/1965	98

Highest Field Goal Pct.

1.	vs. Johns Hopkins, 11/26/1977	[41-55] .745
2.	vs. North Carolina, 2/24/1979	[17-23] .739
3.	vs. North Carolina, 2/29/1980	[33-46] .717
4.	vs. Virginia, 2/20/1971	[42-59] .7119
5.	at William & Mary, 11/26/1985	[37-52] .7115
6.	vs. Canisius, 12/1/1992	[41-59] .695
7.	at St. Joseph's, 1/13/1986	[43-62] .694
8.	vs. N.C. A&T, 12/19/1994	[37-54] .685
9.	vs. Clemson, 2/27/1985	[36-53] .679
10.	at N.C. State, 1/20/1994	[38-56] .678

Fewest FG Scored (since 1938)

1.	◆ vs. N.C. State, 3/8/1968	2
2.	vs. Mississippi State, 1/3/1938	7
	at Army, 2/5/1938	7
	at North Carolina, 2/5/1949	7
	vs. North Carolina, 3/4/1966	7

Fewest FG Attempts (since 1950)

1.	◆ vs. N.C. State, 3/8/1968	11
2.	vs. North Carolina, 3/4/1966	21
3.	vs. North Carolina, 2/24/1979	23
4.	vs. Wake Forest, 12/18/1971	26
5.	3x; last at Clemson, 1/23/1982	32

Most 3-Point Field Goals

1.	vs. N.C. A&T, 12/30/2000	18
	vs. Monmouth, 3/15/2001	18
	vs. Radford, 11/21/2009	18
4.	at North Carolina, 3/2/1997	17
	vs. Clemson, 3/9/2000	17
	at Temple, 12/2/2000	17
7.	vs. Florida, 12/9/1998	16
	vs. N.C. Central, 11/9/2007	16
9.	vs. N.C. State, 2/8/1997	15
	vs. UCLA, 2/22/1998	15
	vs. Notre Dame, 11/26/1998	15
	vs. Princeton, 11/14/2000	15
	at Florida State, 1/4/2001	15
	at Florida State, 1/6/2002	15
	vs. UNC Greensboro, 11/27/2004	15
	vs. Albany, 12/17/2007	15
	at Miami, 2/20/2008	15
	vs. Bradley, 12/8/2010	15

Most 3-Point FG Attempts

1.	vs. Miami, 2/7/2009	39
2.	vs. N.C. A&T, 12/30/2000	38
	at North Carolina, 3/4/2001	38
	vs. Monmouth, 3/15/2001	38
5.	at Florida State, 1/6/2002	37
	vs. Army, 11/23/2002	37
	at Florida State, 2/2/2003	37
	at Miami, 2/20/2008	37
9.	vs. North Carolina, 3/3/2002	36
	at North Carolina, 2/8/2012	36

Highest 3-Point FG Pct.

1.	vs. Clemson, 2/1/1988	[10-11].909
2.	vs. Minnesota, 11/22/2012	[8-10].800
3.	vs. Notre Dame, 11/26/1998	[15-20].750
4.	vs. Southern Illinois, 3/18/1993	[14-19].733
5.	vs. Northwestern, 12/30/1986	[11-15].733
6.	vs. Indiana, 3/20/1987	[8-11].727
7.	at Virginia Beach, 2/21/2013	[12-17].706
8.	vs. Vanderbilt, 12/6/1986	[7-10].700
	vs. Kansas, 2/18/1989	[7-10].700
10.	vs. Florida, 12/9/1998	[16-23].696

Most Free Throws Made

1.	vs. Pennsylvania, 12/22/1980	42
	vs. Fairfield, 11/14/1998	42
3.	at Northwestern, 12/2/1989	41
4.	vs. Davidson, 12/16/1952	40
	vs. New Hampshire, 12/29/1982	40
	vs. Southern Illinois, 11/20/2008	40
7.	at North Carolina, 2/6/1953	39
8.	at Pennsylvania, 12/16/1955	38
	at William & Mary, 1/22/1990	38
	vs. Clemson, 1/31/1990	38

Most Free Throw Attempts

1.	vs. Vanderbilt, 12/1/1952	61
	vs. Davidson, 12/16/1952	61
3.	at Boston University, 1/21/1992	55
4.	at Pennsylvania, 12/16/1955	54
	vs. Fairfield, 11/14/1998	54
6.	at Northwestern, 12/2/1989	53
7.	vs. New Hampshire, 12/29/1982	51
8.	vs. Pennsylvania, 12/22/1980	50
9.	vs. Clemson, 1/31/1990	49
	vs. Virginia Tech, 1/30/2005	49
	vs. Georgia Southern, 11/11/2008	49

Highest Free Throw Pct.

1.	at South Carolina, 12/13/1961	[14-14]1.000
	vs. Virginia Tech, 12/2/1966	[29-29]1.000
	vs. Davidson, 2/11/1978	[24-24]1.000
4.	vs. UNC Greensboro, 12/31/2005	[27-28].964
5.	at South Carolina, 12/16/1963	[25-26].962
6.	vs. Texas, 12/10/2005	[23-24].958
7.	vs. North Carolina, 3/6/2010	[22-23].957
8.	vs. North Carolina, 2/9/2005	[21-22].955
9.	vs. Virginia Tech, 1/4/2009	[19-20].950
10.	vs. Marquette, 11/21/2006	[17-18].944
	at Maryland, 1/25/2012	[17-18].944

Minimum 10 attempts

Most Rebounds

1.	vs. Virginia, 2/9/1956	76
	vs. Wake Forest, 2/14/1968	76
3.	vs. South Carolina, 3/3/1955	73
4.	vs. Penn State, 1/3/1966	72
5.	vs. Virginia, 12/16/1966	70
6.	vs. Virginia, 2/16/1960	69
	vs. Michigan, 12/3/1966	69
8.	vs. West Virginia, 12/27/1954	68
9.	at Virginia, 2/21/1956	67
	vs. Bucknell, 1/4/1960	67
	vs. South Carolina, 3/3/1961	67
	vs. Virginia Tech, 12/15/1970	67

Most Assists

1.	vs. Miami (Fla.), 2/19/1986	33
2.	vs. Virginia, 2/11/1965	32
3.	at Davidson, 1/29/1975	31
4.	vs. Harvard, 11/25/1989	30
	vs. South Carolina State, 11/21/1998	30
6.	vs. East Carolina, 11/30/1988	29
	vs. Clemson, 1/29/1989	29
8.	7x, last vs. N.C. Central, 11/9/2007	28

Most Blocked Shots

1.	vs. Illinois-Chicago, 12/14/2004	18
2.	vs. Virginia, 1/10/1999	17
3.	vs. Virginia, 1/16/2005	14
	vs. Maryland, 1/11/2006	14
5.	vs. N.C. A&T, 12/20/1998	13
	vs. Maryland, 2/19/2003	13
	vs. Georgia Tech, 2/5/2005	13
8.	vs. Vermont, 12/28/1979	12
	vs. Maryland, 1/28/1996	12
	vs. Florida State, 1/16/1999	12
	vs. Virginia, 3/4/1999	12
	at Maryland, 1/9/2000	12
	vs. UNC Greensboro, 11/27/2004	12
	vs. Maryland, 1/24/2009	12
	vs. Western Michigan, 12/30/2011	12

Most Steals

1.	vs. Davidson, 11/20/1997	22
2.	vs. Davidson, 1/27/1976	21
	vs. Davidson, 12/5/2000	21
4.	vs. Washington College, 11/29/1977	19
	vs. Maryland, 2/3/1979	19
	vs. Maryland, 1/11/2006	19
7.	vs. Vermont, 12/30/1975	18
	vs. Chicago, 12/13/1977	18
	vs. Lehigh, 1/9/1978	18
	vs. Cornell, 12/29/1988	18
	vs. Harvard, 11/25/1989	18
	vs. North Carolina, 1/29/1997	18
	vs. North Carolina, 3/3/2002	18

Most Turnovers Caused

1.	vs. Harvard, 11/25/1989	39
2.	vs. Vermont, 12/30/1975	34
3.	vs. Massachusetts, 12/12/1983	33
	vs. South Carolina State, 12/1/1997	33
	vs. Davidson, 12/5/2000	33

Most Turnovers Committed

1.	vs. East Carolina, 12/4/1974	36
2.	at Harvard, 2/14/1989	34
3.	vs. Maryland, 2/9/1991	33
4.	at Wake Forest, 2/2/1978	31
5.	3x; last at Tulane, 1/7/1976	30

Most Personal Fouls

1.	at Wake Forest, 1/12/1954	40
2.	vs. N.C. State, 3/8/1952	39
3.	vs. New York University, 2/3/1951	37
	at Wake Forest, 2/13/2003	37
5.	vs. North Carolina, 3/1/1957	35
	vs. Wake Forest, 2/26/1954	35

Most Players to Foul Out

1.	vs. North Carolina, 3/1/1957	5
	vs. North Carolina, 3/11/1967	5
	at Wake Forest, 2/13/2003	5
	at Maryland, 2/12/2005	5
	at Wake Forest, 2/17/2008	5
6.	12x; last vs. Maryland, 3/14/2004	4

Fewest Personal Fouls

1.	at Oklahoma State, 12/19/1939	3
	vs. Perry, 12/4/1945	3
3.	vs. North Carolina, 3/4/1937	4
	at Maryland, 1/13/1939	4
	vs. Navy, 2/8/1941	4
6.	vs. North Carolina, 2/24/1979	5

▲ - ACC Record
◆ - NCAA Record

Attendance Records

Season	Games	Total	Average	Note
2009-10	40	679,274	16,982	National Champions
2000-01	39	650,550	16,681	National Champions
1998-99	39	581,050	14,899	NCAA Finalist
1990-91	39	577,955	14,819	National Champions
1991-92	36	544,047	15,112	National Champions
2003-04	37	537,381	14,524	NCAA Final Four
2010-11	37	504,777	13,643	NCAA Sweet 16
2005-06	36	498,659	13,852	NCAA Regional Semifinalist
2008-09	37	481,133	13,004	NCAA Regional Semifinalist
1993-94	34	472,392	13,894	NCAA Finalist

Game Date	Total	Opponent	Arena/City
4/3/2010	71,298	West Virginia	Lucas Oil Field/Indianapolis, Ind.
4/5/2010	70,930	Butler	Lucas Oil Field/Indianapolis, Ind.
4/6/1992	50,379	Michigan	Metrodome/Minneapolis, Minn.
4/4/1992	50,379	Indiana	Metrodome/Minneapolis, Minn.
3/28/2010	47,492	Baylor	Reliant Stadium/Houston, Texas
4/1/1991	47,100	Kansas	Hoosier Dome/Indianapolis, Ind.
3/30/1991	47,100	UNLV	Hoosier Dome/Indianapolis, Ind.
4/2/2001	45,994	Arizona	Metrodome/Minneapolis, Minn.
3/26/2010	45,505	Purdue	Reliant Stadium/Houston, Texas
3/31/2001	45,406	Maryland	Metrodome/Minneapolis, Minn.

Cameron Indoor Stadium Records

Individual Records, Game

Most Points

Duke	Dick Groat vs. North Carolina, 2/29/1952	48
Opp.	Grady Wallace, South Carolina, 2/23/1957	43

Most Field Goals

Duke	Dick Groat vs. North Carolina, 2/29/1952	19
Opp	Ralph Sampson, Virginia, 12/8/1982	18

Most Field Goal Attempts

Duke	Dick Groat vs. North Carolina, 2/29/1952	37
Opp	Grady Wallace, South Carolina, 2/23/1957	32
	Al Thornton, Florida State, 2/4/2006	32

Highest Field Goal Pct.

Duke	Mike Lewis vs. Penn State, 1/3/1966	[10-10] 1.000
	Mike Gminski vs. J. Hopkins, 11/30/1976	[10-10] 1.000
Opp	Devin Gray, Clemson, 1/27/1992	[10-11] .909
	Rasheed Wallace, North Carolina, 2/2/1995	[10-11] .909

Minimum 10 attempts

Most 3-Point Field Goals

Duke	Shane Battier vs. Princeton, 11/14/2000	9
Opp	Jimmy Baron, Rhode Island, 11/16/2008	8

Most 3-Point Field Goal Attempts

Duke	Jason Williams vs. Temple, 12/5/2001	16
Opp	Tony Stockman, Clemson, 1/7/2001	12

Highest 3-Point Field Goal Pct.

Duke	Trajan Langdon vs. St. Joseph's, 11/20/1996	[6-7] .857
Opp	Tyrone Perry, Delaware, 12/19/1995	[7-8] .875

Minimum 5 attempts

Most Free Throws Made

Duke	Bucky Allen vs. N.C. State, 1/5/1957	20
Opp	Grady Wallace, South Carolina, 2/23/1957	21

Most Free Throw Attempts

Duke	Bucky Allen vs. N.C. State, 1/5/1957	23
Opp	Dickie Hemric, Wake Forest, 2/19/1955	26

Highest Free Throw Pct.

Duke	23x	
	last by Jon Scheyer vs. R. Island, 11/16/2008	[13-13] 1.000
Opp	7x	
	last by Jason Capel, North Carolina, 3/3/2002	[12-12] 1.000

Minimum 10 attempts

Most Rebounds

Duke	Bernie Janicki vs. North Carolina, 2/29/1952	31
Opp	Grady Wallace, South Carolina, 2/23/1957	18
	David Duarte, Cincinnati, 12/29/1979	18
	Joe Smith, Maryland, 3/1/1995	18
	Sean May, North Carolina, 2/9/2005	18

Assists

Duke	Bobby Hurley vs. Florida State, 2/24/1993	16
Opp	Craig Neal, Georgia Tech, 2/3/1988	14

Blocked Shots

Duke	Shelden Williams vs. Maryland, 1/11/2006	10
Opp	Robert Siler, Wake Forest, 1/14/1991	9

Steals

Duke	Kenny Dennard vs. Maryland, 2/3/1979	11
Opp	Kenny Carr, N.C. State, 2/18/1976	7
	Spud Webb, N.C. State, 2/20/1985	7

Team Records, Game

Most Points

Duke	Virginia, 2/11/1965	136
Opp	North Carolina, 3/5/1983	105

Fewest Points

Duke	North Carolina, 2/23/1940	27
	Ft. Bragg, 1/2/1945	27
Opp	Maryland, 1941	17

Fewest Points in a Half

Duke	North Carolina, 2/24/1979	[1st Half] 7
Opp	North Carolina, 2/24/1979	[1st Half] 0

Most Field Goals

Duke	Virginia, 2/11/1965	55
Opp	Penn State, 1/3/1967	39

Fewest Field Goals

Duke	Fort Bragg, 1/2/1945	9
Opp	Maryland, 1941	6

Most Field Goal Attempts

Duke	Washington & Lee, 2/14/1951	100
	West Virginia, 2/5/1955	100
Opp	Penn State, 1/3/1967	89
	Wake Forest, 2/12/1969	89

Fewest Field Goal Attempts

Duke	North Carolina, 2/24/1979	23
Opp	N.C. State, 1/9/1960	30
	South Carolina, 2/23/1957	30

Highest Field Goal Pct.

Duke	Johns Hopkins, 11/26/1977	.745
Opp	Louisville, 1/12/1983	.714

Lowest Field Goal Pct.

Duke	North Carolina, 2/25/1949	.128
Opp	Ft. Bragg, 1/2/1945	.126

Most 3-Point Field Goals

Duke	N.C. A&T, 12/30/2000	18
	Radford, 11/21/2009	18
Opp	North Carolina, 3/5/1983	12

Most 3-Point Field Goal Attempts

Duke	Miami, 2/7/2009	39
Opp	Fairfield, 11/14/1998	27
	Santa Clara, 12/29/2012	27

Most Free Throws Made

Duke	Fairfield, 11/14/1998	42
	Pennsylvania, 12/22/1980	42
Opp	N.C. State, 1/8/1955	38

Fewest Free Throws Made

Duke	Milligan, 12/10/1943	2
Opp	Maryland, 2/18/1978	0
	Georgia Tech, 2/3/1982	0

Most Free Throw Attempts

Duke	Vanderbilt, 12/1/1952	61
	Davidson, 12/16/1952	61
Opp	George Washington, 2/9/1953	54
	North Carolina, 3/1/1957	54

Fewest Free Throw Attempts

Duke	The Citadel, 1940	8
	Clemson, 1940	8
	Tennessee, 1942	8
Opp	Maryland, 2/18/1978	1

Highest Free Throw Pct.

Duke	Davidson, 2/11/1978	[24-24] 1.000
Opp	Penn State, 1/3/1967	[6-6] 1.000
	Iowa, 1/16/1993	[5-5] 1.000
	Davidson, 11/18/2011	[14-14] 1.000
	Pennsylvania, 1/1/2012	[9-9] 1.000

Lowest Free Throw Pct.

Duke	Milligan, 12/10/1943	.181
Opp	Georgia Tech (h), 2/3/1982	[0-7] .000
	Maryland (h), 2/18/1978	[0-1] .000

Most Rebounds

Duke	Virginia, 2/9/1956	76
	Wake Forest, 2/14/1968	76
Opp	N.C. State, 1/8/1955	62

Most Assists

Duke	Miami, 2/19/1986	33
Opp	Auburn, 12/30/1981	27

Largest Victory Margin

Duke	Harvard, 11/25/1989	76
Opp	Norfolk, 1/5/1944	33

Most Personal Fouls

Duke	New York University, 2/3/1951	37
Opp	New Hampshire, 12/29/1982	38

Fewest Personal Fouls

Duke	Clemson, 1940	4
	Navy, 1941	4
Opp	Cherry Point Marines, 1/8/1944	6
	Fort Bragg, 12/21/1943	6

Most Disqualifications

Duke	North Carolina, 3/1/1975	5
Opp	N.C. State, 1/7/1950	5

**Cameron Indoor Stadium
Year-by-Year Records**

Year	W	L	Pct.
1940	9	1	.900
1941	6	5	.545
1942	11	0	1.000
1943	8	3	.727
1944	7	8	.467
1945	6	5	.545
1946	10	2	.833
1947	8	3	.727
1948	12	4	.800
1949	7	3	.700
1950	11	2	.846
1951	7	3	.700
1952	11	1	.917
1953	9	2	.818
1954	10	1	.909
1955	9	1	.900
1956	9	1	.900
1957	8	1	.889
1958	9	0	1.000
1959	7	3	.700
1960	5	4	.556
1961	8	0	1.000
1962	11	1	.917
1963	11	0	1.000
1964	10	0	1.000
1965	8	2	.800
1966	10	0	1.000
1967	9	1	.900
1968	9	1	.900
1969	6	4	.600
1970	8	2	.800
1971	8	2	.800
1972	10	2	.833
1973	8	2	.800
1974	7	4	.636
1975	8	4	.667
1976	8	4	.667
1977	6	5	.545
1978	12	0	1.000
1979	10	1	.909
1980	10	2	.833
1981	11	3	.786
1982	8	7	.533
1983	9	7	.563
1984	11	5	.688
1985	12	3	.800
1986	15	0	1.000
1987	14	2	.875
1988	12	2	.857
1989	14	1	.933
1990	13	1	.929
1991	16	0	1.000
1992	13	0	1.000
1993	14	2	.875
1994	14	2	.875
1995	8	6	.571
1996	11	4	.733
1997	15	2	.882
1998	15	0	1.000
1999	14	0	1.000
2000	13	2	.867
2001	13	2	.819
2002	13	0	1.000
2003	15	0	1.000
2004	14	1	.933
2005	14	1	.933
2006	14	1	.933
2007	15	4	.789
2008	15	1	.938
2009	16	1	.941
2010	17	0	1.000
2011	17	0	1.000
2012	13	3	.813
2013	16	0	1.000
Totals	800	153	.839

Miscellaneous

Most Victories

By Duke	17 in 2010
	17 in 2011

Most Losses

By Duke	8 in 1944
---------	-----------

Fewest Losses

By Duke	0, 17 times; last in 2013 (16-0)
---------	----------------------------------

Most 100-Point Games

By Duke	7 in 2001
By Opponents	3 in 1983

All-Time 100-Point Games

By Duke	122
By Opponents	6

50th Anniversary Game

Jan. 6, 1990	Duke 76, Virginia 68
--------------	----------------------

75th Anniversary Game

Jan. 5, 2005	Duke 59, Princeton 46
--------------	-----------------------

Longest Winning Streak

Jan. 13, 1997 – Feb. 5, 2000	46 games
Feb. 22, 2009 – Jan. 19, 2012	45 games
Nov. 25, 2001 – Feb. 26, 2004	41 games
Nov. 14, 1990 – Jan. 16, 1993	36 games

Longest Non-Conference Winning Streak

Nov. 14, 2000 - Present	101 games
Feb. 2, 1983 - Dec. 2, 1995	95 games

Milestone Games

Game 1	Jan. 6, 1940
	Duke 36, Princeton 27
Game 100	Jan. 24, 1948
	Duke 52, Virginia Tech 45
Game 200	Feb. 5, 1957
	Duke 90, Pittsburgh 72
Game 300	Jan. 28, 1967
	Duke 99, N.C. State 60
Game 400	Feb. 25, 1976
	Clemson 90, Duke 89
Game 500	Jan. 11, 1984
	Duke 73, Appalachian State 60
Game 600	Dec. 1, 1990
	Duke 111, Charlotte 94
Game 700	Feb. 2, 1997
	Duke 70, Georgia Tech 61
Game 800	Feb. 8, 2004
	Duke 81, Clemson 55
Game 900	Feb. 4, 2010
	Duke 86, Georgia Tech 67

Krzyzewskiville

Though tents popped up from time to time at Duke before the arrival of Mike Krzyzewski in 1980, Krzyzewskiville — named “Tent City” prior to that — came to form as we know it today in 1986 when the popularity of the team soared with its immense success. After its humble beginnings when only a handful of students erected tents in the courtyard area outside of Cameron Indoor Stadium, Krzyzewskiville has grown and is now an integral part of the Duke culture. Today, more than a thousand students camp out for their place in line in order to get the best seats at games, sometimes for as long as 10 weeks.

The increased growth of K-ville has brought on more rules. Currently, there are two games per season designated as “tenting” games, one of which is always the North Carolina contest. At least one person needs to man the tent at all times unless the head line monitor, who is essentially the mayor of K-ville, declares a grace period for weather. Generally, there are 12 people in each tent, which are often adorned with numbers and phrases to differentiate themselves.

Coach K addresses the students prior to each of the designated tenting games, and is known to send pizzas to them for their dedication to the Duke basketball team. Keeping true to its emphasis on schoolwork, Duke officials made sure that wireless internet access is available in K-ville during a recent courtyard renovation so students could handle their academic requirements during the spring semester.

Duke’s “Sixth Man”, better known as the Cameron crazies, is among the best cheering sections in all of sports. Their creativity is emulated, but never matched, at other schools around the nation. Largely because of their fervent support, the game experience at Cameron Indoor Stadium has become an event itself and a destination for many die-hard sports fans in the United States.

100-Point Games

Date	Opponent	Loc	W/L	Score
12/30/2011	Western Michigan	H	W	110-70
12/29/2010	UNC Greensboro	A	W	108-62
11/19/2010	Colgate	H	W	110-58
12/31/2009	Pennsylvania	H	W	114-55
12/15/2009	Gardner-Webb	H	W	113-68
11/21/2009	Radford	H	W	104-67
11/17/2009	Charlotte	H	W	101-59
2/22/2009	Wake Forest	H	W	101-91
12/17/2008	Albany	H	W	111-70
11/9/2007	N.C. Central	H	W	121-56
12/31/2005	UNC Greensboro	N	W	102-69
12/18/2005	Valparaiso	H	W	104-77
2/20/2005	Wake Forest	H	W	102-92
1/30/2005	Virginia Tech	H	W	100-65
1/15/2003	Virginia	H	W	104-93
11/23/2002	Army	H	W	101-53
2/14/2002	N.C. State	H	W	108-71
1/19/2002	Wake Forest	H	W	103-80
1/10/2002	Georgia Tech	H	W	104-79
1/2/2002	Davidson	N	W	106-73
12/8/2001	Michigan	A	W	104-83
11/25/2001	Portland	H	W	104-62
2/11/2001	N.C. State	H	W	101-75
2/4/2001	Florida State	H	W	100-58
1/13/2001	Virginia	H	W	103-61
1/7/2001	Clemson	H	W	115-72
12/30/2000	N.C. A&T	H	W	108-73
12/9/2000	Michigan	H	W	104-61
12/5/2000	Davidson	H	W	102-60
2/16/2000	Florida State	H	W	101-68
2/5/2000	Virginia	H	W	106-86
1/5/2000	Virginia	A	W (ot)	109-100
12/21/1999	Davidson	H	W	109-65
12/19/1999	N.C. A&T	H	W	101-60
12/11/1999	Michigan	A	W	104-97
11/20/1999	Army	H	W	100-42
3/4/1999	Virginia	N	W	104-67
2/13/1999	Wake Forest	H	W	102-71
2/11/1999	Virginia	H	W	100-54
1/10/1999	Virginia	A	W	115-69
12/30/1998	UNC Greensboro	H	W	104-58
12/12/1998	Michigan	H	W	108-64
12/9/1998	Florida	H	W	116-86
11/26/1998	Notre Dame	N	W	111-82
11/21/1998	S.C. State	H	W	120-56
2/22/1998	UCLA	H	W	120-84
1/20/1998	N.C. A&T	H	W	101-66
1/3/1998	Maryland	A	W	104-72
12/21/1997	Mercer	H	W	126-64
12/6/1997	Virginia	H	W	103-59
11/24/1997	Chaminade	N	W	106-70
11/20/1997	Davidson	H	W	100-65
1/2/1997	S.C. State	H	W	104-54
12/30/1996	Western Carolina	H	W	104-54
12/22/1996	Army	H	W	100-38
12/2/1996	Lehigh	H	W	103-51
12/20/1995	Western Carolina	H	W	107-67

Date	Opponent	Loc	W/L	Score
2/2/1995	North Carolina	H	L (2ot)	100-102
11/2/1995	S.C. State	H	W	107-61
12/6/1994	G. Washington	H	W	103-73
1/22/1994	Florida State	H	W	106-79
3/18/1993	Southern Illinois	N	W	105-70
1/26/1993	San Francisco	H	W	117-73
1/6/1993	Clemson	H	W	110-67
12/30/1992	Boston U.	H	W	106-72
12/7/1992	Northeastern	H	W	103-72
12/1/1992	Canisius	H	W	110-62
3/28/1992	Kentucky	N	W (OT)	104-103
2/1/1992	Notre Dame	H	W	100-71
1/27/1992	Clemson	H	W	112-73
1/18/1992	Charlotte	H	W	104-82
1/15/1992	N.C. State	H	W	110-75
11/30/1991	Harvard	H	W	118-65
11/25/1991	East Carolina	H	W	103-75
3/14/1991	La.-Monroe	N	W	102-73
2/9/1991	Maryland	H	W	101-81
1/2/1991	Boston U.	H	W	109-55
12/19/1990	Harvard	A	W	103-61
12/1/1990	Charlotte	H	W	111-94
11/26/1990	East Carolina	H	W	125-82
11/16/1990	Boston College	H	W	100-76
3/9/1990	Maryland	N	W	104-84
2/12/1990	Stetson	A	W	102-67
2/10/1990	Maryland	A	W (ot)	114-111
1/22/1990	William & Mary	A	W	109-76
1/3/1990	The Citadel	H	W	108-69
12/28/1989	Drake	N	W	101-77
12/9/1989	Michigan	A	L (ot)	108-113
12/2/1989	Northwestern	A	W	103-77
11/29/1989	Canisius	H	W	102-66
11/25/1989	Harvard	H	W	130-54
2/18/1989	Kansas	H	W	102-77
2/5/1989	Notre Dame	A	W	102-80
1/11/1989	William & Mary	H	W	100-38
1/5/1989	Davidson	H	W	101-53
12/10/1988	Miami (Fla.)	A	W	117-102
2/1/1988	Clemson	H	W	101-63
1/23/1988	Wake Forest	A	W	103-70
1/6/1988	Miami (Fla.)	H	W	107-69
1/4/1988	William & Mary	H	W	101-70
12/21/1987	Harvard	H	W	121-62
12/9/1987	Davidson	A	W	105-71
11/28/1987	App. State	H	W	110-74
1/24/1987	Clemson	A	W (ot)	105-103
12/30/1986	Northwestern	H	W	106-55
12/3/1986	East Carolina	H	W	103-65
2/19/1986	Miami (Fla.)	H	W	104-82
1/26/1985	Clemson	A	W	100-83
2/26/1983	Georgia Tech	H	W	106-81
2/19/1983	Wake Forest	A	L	104-110
12/20/1980	Detroit	H	W	111-71
2/11/1978	Davidson	H	W	104-88
2/8/1978	Virginia	H	W	100-75
1/28/1978	East Carolina	H	W	105-82

Record vs. Opponent in 100-Point Games

Virginia	18-0
Wake Forest	16-2
Clemson	12-0
Davidson	11-0
East Carolina	5-0
Harvard	5-0
Michigan	5-1
Maryland	4-0
N.C. State	4-1
Notre Dame	4-0
Virginia Tech	4-0
William & Mary	4-0
Army	3-0
Charlotte	3-0
Florida State	3-0
Georgia Tech	3-0
Miami [Fla.]	3-0
N.C. A & T	3-0
South Carolina	3-0
South Carolina State	3-0
UNC Greensboro	3-0
West Virginia	3-0
Boston University	2-0
Canisius	2-0
Furman	2-0
Lehigh	2-0
North Carolina	2-1
Northwestern	2-0
Western Carolina	2-0
Albany	1-0
Appalachian State	1-0
Boston College	1-0
Chaminade	1-0
Colgate	1-0
Connecticut	1-0
Cornell	1-0
Drake	1-0
Detroit	1-0
Florida	1-0
Gardner-Webb	1-0
George Washington	1-0
Johns Hopkins	1-0
Kansas	1-0
Kentucky	1-0
Louisiana Monroe	1-0
Mercer	1-0
Navy	1-0
N.C. Central	1-0
Northeastern	1-0
Penn State	1-0
Pennsylvania	1-0
Portland	1-0
Radford	1-0
San Francisco	1-0
Seton Hall	1-0
Southern Illinois	1-0
Stetson	1-0
Tennessee	1-0
The Citadel	1-0
UCLA	1-0
Valparaiso	1-0
VMI	1-0
Washington College	1-0
Western Kentucky	1-0
Western Michigan	1-0
Yale	1-0
TOTAL	173-5



100-Point Games

Date	Opponent	Loc	W/L	Score
1/11/1978	Clemson	A	W	107-85
1/9/1978	Lehigh	H	W	105-63
11/29/1977	Wash. College	H	W	110-66
1/5/1977	Davidson	A	W	102-51
1/24/1976	N.C. State	A	L	101-106
12/27/1975	W. Kentucky	N	W	111-90
11/29/1975	Johns Hopkins	H	W	103-72
2/22/1975	Georgia Tech	H	W	107-76
1/29/1975	Davidson	A	W	113-76
1/22/1975	Wake Forest	A	L	109-122
11/30/1974	Cornell	H	W	100-62
12/29/1973	Yale	H	W	105-80
12/30/1972	Harvard	H	W	102-76
12/12/1972	East Carolina	H	W	108-74
2/20/1971	Virginia	H	W	101-69
12/15/1970	Virginia Tech	H	W	104-75
2/17/1969	Virginia	H	W	100-81
2/12/1969	Wake Forest	H	W	122-93
2/14/1968	Wake Forest	H	W	105-65
1/9/1968	Clemson	H	W	101-79
12/30/1967	Wake Forest	N	W	103-76
12/13/1967	Virginia	H	W	103-61
2/28/1967	Wake Forest	A	W	113-71
2/1/1967	Virginia	A	W	100-77
3/3/1966	Wake Forest	N	W	103-73
1/15/1966	Wake Forest	H	W	101-81
12/21/1965	Michigan	N	W (ot)	100-93
12/14/1965	Furman	H	W	102-67
12/1/1965	Virginia Tech	N	W	112-79
3/5/1965	Wake Forest	N	W	101-81
2/20/1965	Notre Dame	N	W	101-88
2/11/1965	Virginia	H	W	136-72
2/6/1965	West Virginia	H	W	109-89
1/16/1965	Wake Forest	H	W	105-77
1/12/1965	Clemson	H	W	106-81
1/5/1965	Penn State	H	W	121-88
12/19/1964	Virginia	A	W	104-91
12/12/1964	South Carolina	H	W	111-72
3/14/1964	Connecticut	N	W	101-54
2/29/1964	North Carolina	A	W	104-69
2/8/1964	N.C. State	A	W	104-72
2/1/1964	Navy	H	W	121-63
2/23/1963	North Carolina	H	W	106-93
1/26/1963	West Virginia	H	W	111-71
12/29/1962	Wake Forest	N	W	113-87
2/10/1962	Virginia	H	W	101-75
1/11/1962	Clemson	A	W	104-96
12/5/1961	Davidson	H	W	117-72
2/23/1961	Seton Hall	A	W	112-78
2/9/1961	Wake Forest	H	W	100-90
1/31/1961	South Carolina	A	W	107-94
12/12/1960	South Carolina	H	W	107-79
1/11/1956	Clemson	A	W	109-80
2/22/1955	Virginia	A	W	105-92
2/5/1955	West Virginia	H	W	115-75
1/15/1955	Virginia	H	W	109-89
12/14/1954	Davidson	A	W	107-75
12/3/1954	Clemson	H	W	115-54
2/13/1954	Virginia Tech	A	W	107-53
12/12/1953	William & Mary	H	W	109-44
12/5/1953	Tennessee	H	W	101-61
12/2/1953	Furman	H	W	110-76
2/12/1953	Wake Forest	A	W (ot)	101-99
12/15/1951	VMI	H	W	102-45

Duke 100-Point Game Facts

Duke 100-Point Game Record:	173-5
Home 100-Point Game Record:	121-1
100-Point Game Record at Cameron Indoor Stadium:	121-1
Away 100-Point Game Record:	33-4
Neutral Site 100-Point Game Record:	19-0
Overtime 100-Point Games:	[6-2]/8
Most Consecutive Wins When Scoring 100:	[12/20/95 - Present]/57 [12/15/51 - 11/30/74]/54
Most Consecutive Losses When Scoring 100:	[Five Times]/1
Most Consecutive 100-Point Games:	3, three times vs. Michigan, N.C. A&T and Davidson in 1999-00 vs. Army, Western Carolina and S.C. State in 1996-97 and vs. Harvard, Canisius and Northwestern in 1989-90
Most Frequent 100-Point Game Opponent:	[last in 2003]/Virginia, 18 times
Most 100-Point Games in a Season:	[1964-65]/9
Under Mike Krzyzewski:	[home: 81-0; away: 17-2; neutral: 10-0]/108-2

Opponent 100-Point Games

Score	Opponent	Date	Place
122-109	Wake Forest	1/22/1975	Winston-Salem
113-108	Michigan	12/9/1989	Ann Arbor
113-87	N.C. State	2/20/1974	Raleigh
113-87	G. Washington	12/22/1952	Washington
111-114	Maryland	2/10/1990	College Park
110-104	Wake Forest	2/19/1983	Greensboro
109-66	Virginia	3/11/1983	Atlanta
107-87	UCLA	12/10/1966	Los Angeles
106-78	Wake Forest	12/20/1968	Greensboro
106-78	N.C. State	1/24/1976	Raleigh
105-95	LSU	12/20/1974	Columbia
105-84	Virginia	2/5/1983	Charlottesville
105-81	North Carolina	3/5/1983	Durham
104-82	Virginia	12/8/1973	Charlottesville
104-83	Maryland	2/2/1974	College Park
104-80	Maryland	2/8/1975	Durham
104-95	N.C. State	1/2/1976	Greensboro
104-91	Virginia	12/8/1983	Durham
103-89	Wake Forest	2/14/1961	Winston-Salem
103-82	North Carolina	1/22/1983	Chapel Hill
103-105	Clemson	1/24/1987	Clemson
103-73	UNLV	4/2/1990	Denver
103-96	Arizona	2/24/1991	Tucson
103-104	Kentucky	3/28/1992	Philadelphia
102-80	N.C. State	12/29/1956	Raleigh
102-96	Clemson	1/14/1976	Clemson
102-91	Maryland	2/7/1976	College Park
102-117	Miami	12/10/1988	Coral Gables
102-100	North Carolina	2/2/1995	Durham
101-63	West Virginia	12/12/1958	Morgantown
101-82	Maryland	2/2/1980	College Park
101-90	Maryland	2/21/1983	Durham
101-87	North Carolina	2/11/2009	Durham
100-71	St. Peter's	3/18/1968	New York
100-66	Clemson	2/15/1975	Clemson
100-77	UCLA	2/26/1995	Los Angeles
100-109	Virginia	1/5/2000	Charlottesville

Overtime Games

Date	Opponent	Loc	W/L	Score
2/25/2012	Virginia Tech	H	W	70-65
2/3/2012	Miami	H	L	74-78
2/7/2009	Miami	H	W	78-75
12/20/2007	Pittsburgh	N	L	64-65
3/8/2007	N.C. State	N	L	80-85
2/1/2007	Virginia	A	L	66-68
1/6/2007	Virginia Tech	H	L	67-69
2/4/2006	Florida State	H	W	97-96
2/12/2005	Maryland	A	L	92-99
3/14/2004	Maryland	N	L	87-95
2/5/2004	North Carolina	A	W	83-81
2/13/2003	Wake Forest (2)	A	L	80-94
12/18/2001	Kentucky	N	W	95-92
1/27/2001	Maryland	A	W	98-96
2/3/2000	North Carolina	A	W	90-86
1/19/2000	N.C. State	H	W	92-88
1/5/2000	Virginia	A	W	109-100
12/4/1999	DePaul	H	W	84-83
11/11/1999	Stanford	N	L	79-80
1/24/1999	St. John's	A	W	92-88
1/7/1997	Clemson	A	L	82-86
12/5/1996	Florida State	H	W	72-66
2/17/1996	N.C. State	H	W	79-76
2/7/1996	Georgia Tech	A	L	71-73
2/2/1995	North Carolina (2)	H	L	100-102
1/14/1995	Virginia (2)	H	L	88-91
1/24/1993	Florida State	A	L	88-89
1/4/1993	Oklahoma	H	W	88-84
3/28/1992	Kentucky	N	W	104-103
12/14/1991	Michigan	A	W	88-85
2/24/1991	Arizona (2)	A	L	96-103
3/24/1990	Connecticut	N	W	79-78
2/10/1990	Maryland	A	W	114-111
1/24/1990	N.C. State	H	W	85-82
12/9/1989	Michigan	A	L	108-113
2/20/1988	Kansas	A	W	74-70
3/6/1987	N.C. State	N	L	64-71
2/15/1987	Notre Dame	A	L	66-70
1/31/1987	Wake Forest	A	W	62-60
1/24/1987	Clemson	A	W	105-103
1/30/1985	Wake Forest	A	W	76-70
1/17/1985	Wake Forest	H	L	89-91
1/14/1985	Maryland	A	L	76-78
3/9/1984	Georgia Tech	N	W	67-63
3/3/1984	North Carolina (2)	A	L	83-96
2/23/1984	N.C. State	A	W	73-70
2/18/1984	Wake Forest	H	W	79-77
2/24/1982	Clemson (3)	H	W	73-72
2/8/1982	UNC Wilmington	H	W	67-57
11/28/1981	Vanderbilt (2)	H	L	75-76
2/28/1981	North Carolina	H	W	66-65
2/25/1981	Clemson	A	L	52-54
12/9/1980	Vanderbilt	A	W	72-69

Date	Opponent	Loc	W/L	Score
2/20/1980	Clemson	H	W	87-82
1/9/1980	Clemson	A	L	82-87
12/29/1979	Cincinnati	H	W	87-75
12/21/1979	Boston College	N	W	70-64
11/17/1979	Kentucky	N	W	82-76
12/29/1978	Ohio State	N	L	84-90
12/10/1977	Southern Cal	A	L	81-87
2/5/1977	Maryland	H	L	64-65
1/17/1977	Virginia	A	W	82-74
1/12/1977	Clemson	H	L	73-80
12/14/1976	Connecticut	N	W	64-62
3/4/1976	Maryland	N	L	78-80
1/21/1976	Wake Forest	H	W	97-93
1/14/1976	Clemson	A	L	96-102
2/1/1975	Virginia	H	L	85-92
1/13/1975	North Carolina	N	W	99-96
3/2/1974	North Carolina	A	L	92-96
1/3/1973	Virginia	A	L	74-80
2/23/1972	N.C. State	H	W	74-73
12/7/1971	Pennsylvania	H	L	49-50
3/27/1971	St. Bonaventure	N	L	88-92
2/18/1970	Davidson	A	W	79-76
1/7/1970	Wake Forest	H	W	78-72
12/1/1969	Virginia Tech (2)	N	W	66-63
2/19/1969	Davidson	A	L	80-88
3/2/1968	North Carolina (3)	H	W	87-86
1/14/1967	Maryland	A	W	72-69
2/22/1966	Wake Forest	A	L	98-99
12/21/1965	Michigan	N	W	100-93
2/9/1965	N.C. State	H	W	78-67
12/30/1964	Ohio State (2)	A	W	94-89
12/10/1964	Navy	N	W	93-87
1/25/1964	Tennessee (2)	N	W	67-65
12/11/1963	Vanderbilt	A	L	92-97

Date	Opponent	Loc	W/L	Score
2/25/1961	North Carolina	A	L	66-69
1/11/1961	Virginia	A	W	92-90
12/3/1960	Louisiana State	H	W	80-74
3/7/1958	Maryland	N	L	65-71
2/25/1958	Virginia (3)	A	L	68-70
1/11/1958	N.C. State (2)	H	W	76-75
12/28/1957	Wake Forest	N	W	79-75
12/21/1957	Pittsburgh (2)	A	L	84-87
2/2/1957	Navy	A	L	69-71
3/4/1955	Virginia	N	W	90-77
2/19/1953	William & Mary	A	L	82-85
2/12/1953	Wake Forest	A	W	101-99
2/9/1952	Navy	A	W	70-68
1/5/1952	N.C. State	H	L	70-72
1/6/1951	N.C. State	H	L	71-77
2/11/1950	G. Washington (2)	A	L	55-62
12/17/1949	Washington & Lee	A	W	81-67
1/9/1947	NYU	A	L	61-64
2/28/1946	N.C. State	N	W	44-38
1/9/1946	North Carolina	A	W	51-46
1/1/1944	Long Island	A	L	57-59
2/27/1942	North Carolina	H	W	41-40
2/13/1941	Wake Forest	H	W	42-41
2/12/1940	Clemson	H	W	39-37
3/20/1937	N.C. State	H	W	36-33
3/17/1937	VMI	A	L	31-32
2/6/1936	North Carolina	A	W	36-34
3/6/1935	Navy	A	L	38-44
2/20/1932	Maryland	H	L	18-20
2/8/1932	Tennessee	A	L	31-32
1/9/1932	William & Mary	H	W	28-20
2/20/1922	Florida	A	L	26-33
1914	N.C. State	H	W	33-25

Duke Overtime Facts

Duke Overtime Record:	66-54
Home Overtime Record:	28-13
Overtime Record at Cameron Indoor Stadium:	24-12
Away Overtime Record:	23-32
Neutral Site Overtime Record:	15-9
Longest Win Streak:	[12/4/1999 - 12/18/2001] 6
Longest Losing Streak:	[1/24/1993 - 2/7/1996]; [1/6/2007 - 12/20/07] 4
Single Overtime Games:	105
Double Overtime Games:	12
Triple Overtime Games:	3
Most Frequent Overtime Opponent:	[last in 2007] N.C. State, 14 times
Most Overtime Games in a Season:	[1957-58, 1979-80 & 1999-2000] 5
Most Overtime Periods in a Season:	[1957-58] 9
Under Mike Krzyzewski:	[home: 13-4; away: 13-12; neutral: 4-5] 30-21



Opponent Records

Team, Game	
Most Points	
By Wake Forest (a), 1/22/1975	122
By George Washington (a), 12/22/1952	113
N.C. State (a), 2/20/1974	113
Michigan (a), 12/9/1989	113
By Maryland (a), 2/10/1990	111
By Wake Forest (n), 2/19/1983	110
By Virginia (n), 3/11/1983	109
By UCLA (a), 12/10/1966	107
By N.C. State (a), 1/24/1976	106
Fewest Points	
By 3x: last by Guilford, 1906-07	1
Fewest Points in a Half	
By North Carolina, 2/24/1979	[1st Half] 0
Most Field Goals Made	
By Wake Forest (a), 1/22/1975	49
Fewest Field Goals Made	
By N.C. State (n), 3/8/1968	4
Most Field Goal Attempts	
By N.C. State (a), 2/20/1974	100
Vanderbilt (h), 12/11/1962	100
Fewest Field Goal Attempts	
By N.C. State (n), 3/8/1968	13
Highest Field Goal Pct.	
By Georgetown (a), 1/30/2010	[33-46] .717
Lowest Field Goal Pct.	
By Ft. Bragg (h), 1/2/1945	.126
Most 3-Point Field Goals Made	
By Wake Forest (n), 3/10/1995	16
Most 3-Point Field Goal Attempts	
By Clemson (h), 1/7/2001	28
Most Free Throws Made	
By Wake Forest (n), 12/20/1968	42
Fewest Free Throws Made	
By Georgia Tech (h), 2/3/1982	0
Maryland (h), 2/18/1978	0
Most Free Throw Attempts	
By Virginia (a), 2/22/1955	55
Fewest Free Throw Attempts	
By N.C. State (n), 12/1/1978	1
Maryland (h), 2/18/1978	1
Most Free Throws Made, No Misses	
By N.C. State (a), 2/25/1970	[17-17] 1.000
Lowest Free Throw Pct.	
By Georgia Tech (h), 2/3/1982	[0-7] .000
Maryland (h), 2/18/1978	[0-1] .000
Most Rebounds	
By Wake Forest (n), 12/20/1968	68
Most Assists	
By Clemson (a), 2/26/1986	36
Most Personal Fouls	
By North Carolina (a), 2/6/1953	39
Fewest Personal Fouls	
By Washington & Lee (a), 2/16/1939	4
Oklahoma State (a), 12/19/1939	4
Most Disqualifications	
By 5X: last by Maryland (a), 2/10/1990	5

RECORDS

Individual Records, Game

Points	
Rk Name, Opponent, Date	Pts
1. Ernie Beck, Pennsylvania (n), 12/30/1952	47
2. Don Hennon, Pittsburgh (a), 12/21/1957	45
Kenny Carr, N.C. State (n), 1/2/1976	45
4. Dickie Hemric, Wake Forest (h), 2/12/1953	44
Kenny Higgs, LSU (n), 12/20/1974	44
Kenny Carr, N.C. State (a), 1/24/1976	44
7. Grady Wallace, South Carolina (h), 2/23/1957	43
8. Buzzy Wilkinson, Virginia (n), 3/4/1954	42
9. Grady Wallace, South Carolina (n), 3/7/1957	41
Jack Givens, Kentucky (n), 3/27/1978	41
Len Bias, Maryland (h), 1/25/1986	41
12. 7x: last Marvis Thornton, St. John's (a), 1/24/1999	40
Most Field Goals Made	
1. Don Hennon, Pittsburgh (a), 12/21/1957	20
2. Ernie Beck, Penn (n), 12/30/1952	18
Lew Alcindor, UCLA (a), 12/10/1966	18
Kenny Carr, N.C. State (n), 1/2/1976	18
Jack Givens, Kentucky (n), 3/27/1978	18
Ralph Sampson, Virginia (n), 12/8/1982	18
Most Field Goal Attempts	
1. Buzzy Wilkinson, Virginia (n), 3/4/1954	44
2. Don Hennon, Pittsburgh (a), 12/21/1957	42
3. Grady Wallace, South Carolina (n), 3/7/1957	40
4. Rod Hundley, West Virginia (n), 12/27/1956	32
Grady Wallace, South Carolina (h), 2/23/1957	32
Al Thornton, Florida State (h), 2/4/2006	32
Highest Field Goal Pct.	
1. Larry Miller, North Carolina (n), 3/11/1967	[13-14] .929
2. Ben Coleman, Maryland (a), 2/11/1984	[11-12] .917
3. Devin Gray, Clemson (h), 1/27/1992	[10-11] .909
Rasheed Wallace, North Carolina (h), 2/2/1995	[10-11] .909
5. Cazzie Russell, Michigan (a), 12/21/1963	[9-10] .900
Lee Raker, Virginia (a), 1/31/1981	[9-10] .900
Reggie Johnson, Miami (h), 1/2/2011	[9-10] .900
<i>Minimum 10 field goal attempts</i>	
Most 3-Point Field Goals Made	
1. Randolph Childress, Wake Forest (n), 3/10/1995	8
Jimmy Baron, Rhode Island (h), 11/16/2008	8
3. Mark Mocnik, Campbell (n), 3/19/1992	7
Tyrone Perry, Delaware (h), 12/19/1995	7
Marvis Thornton, St. John's (a), 1/24/1999	7
Most 3-Point Field Goal Attempts	
1. Mark Karcher, Temple (n), 3/21/1999	15
2. Dennis Scott, Georgia Tech (n), 3/10/1990	13
Mark Mocnik, Campbell (n), 3/19/1992	13
Curtis Staples, Virginia (n), 3/5/1998	13
5. 10x: last Tim Pickett, Florida State (a), 2/29/2004	12
3-Point Field Goal Pct.	
1. Tim Mullen, Virginia (a), 2/5/1983	[5-5] 1.000
2. Tyrone Perry, Delaware (h), 12/19/1995	[7-8] .875
3. Marc Campbell, Clemson (h), 1/29/1983	[5-6] .833
Exree Hipp, Maryland (h), 1/28/1995	[5-6] .833
Lakista McCuller, N.C. State (a), 2/18/1995	[5-6] .833
Devin Smith, Virginia (a), 1/11/2004	[5-6] .833
<i>Minimum five three-point field goal attempts</i>	
Most Free Throws Made	
1. Bob Zeitz, N.C. State (n), 12/29/1956	22
2. ■ Grady Wallace, South Carolina (h), 2/23/1957	21
York Larese, North Carolina (n), 12/29/1959	21
4. Dickie Hemric, Wake Forest (h), 2/19/1955	20
5. Buzzy Wilkinson, Virginia (a), 2/22/1955	18

Most Free Throws Attempted	
1. ■ Dickie Hemric, Wake Forest (h), 2/19/1955	26
2. Buzzy Wilkinson, Virginia (a), 2/22/1955	25
3. Grady Wallace, South Carolina (h), 2/23/1957	23
4. Dickie Hemric, Wake Forest (a), 1/12/1954	22
5. Buzzy Wilkinson, Virginia (n), 3/4/1954	22
Most Free Throws Made, No Misses	
1. York Larese, North Carolina (n), 12/29/1959	21
2. John Roche, South Carolina (a), 2/14/1970	15
Carlos Yates, George Mason (h), 1/3/1983	15
4. Kenny Higgs, LSU (n), 12/20/1974	14
Mark Price, Georgia Tech (n), 3/9/1985	14
6. Len Bias, Maryland (h), 1/25/1986	13
7. Jeff Jones, Virginia (h), 1/30/1982	12
Todd Fuller, N.C. State (a), 1/18/1996	12
Jason Capel, North Carolina (h), 3/3/2002	12
10. 4x: last by Marty Patterson, Clemson (a), 2/2/1974	11
Rebounds	
1. Clyde Lee, Vanderbilt (a), 12/11/1963	26
2. Sean May, North Carolina (a), 3/6/2005	24
3. Len Chappell, Wake Forest (a), 2/3/1960	23
4. Len Chappell, Wake Forest (a), 2/15/1962	22
Lew Alcindor, UCLA (a), 12/10/1966	22
Assists	
1. Jerry Kroll, Davidson (a), 2/19/1969	19
Anthony Jenkins, Clemson (a), 2/26/1986	19
Craig Neal, Georgia Tech (a), 2/28/1988	19
4. 4x: last Jason Kidd, California (n), 3/20/1993	14
Blocks	
1. Wayne "Tree" Rollins, Clemson (a), 2/3/1977	10
2. Robert Siler, Wake Forest (h), 1/14/1991	9
3. Scott VanSchaardenburg, The Citadel (a), 1/16/1991	8
Acie Earl, Iowa (n), 3/21/1992	8
5. 6x: last Danny Green, North Carolina (h), 3/8/2008	7
Steals	
1. Kenny Anderson, Georgia Tech (a), 1/30/1991	8
2. Kenny Carr, N.C. State (h), 2/18/1976	7
Clyde Austin, N.C. State (n), 11/27/1976	7
Dudley Bradley vs. North Carolina (n), 3/3/1979	7
Spud Webb, N.C. State (n), 2/20/1985	7
Chris Corchiani, N.C. State (a), 1/26/1989	7
K.C. Rivers, Clemson (v), 2/4/2009	7
Minutes Played	
1. Larry Miller, North Carolina (h), 3/2/1968	55
2. Vince Hamilton, Clemson (h), 2/24/1982	53
3. Mike Eppley, Clemson (h), 2/24/1982	52
Charles Green, East Carolina (h), 11/27/1982	52
5. Fred Gilliam, Clemson (h), 2/24/1982	51
■ - Cameron Indoor Stadium record	
Individual Records, Career	
Most Points	
1. Dickie Hemric, Wake Forest, 1954-57	[9 Games] 270
2. Len Chappell, Wake Forest, 1960-63	[10 games] 255
3. Lennie Rosenbluth, North Carolina, 1954-56	[9 games] 251
Phil Ford, North Carolina, 1978-81	[11 games] 251
5. Bob Leonard, Wake Forest, 1964-66	[10 games] 240
6. Len Bias, Maryland, 1983-86	[10 Games] 237
7. Rod Griffin, Wake Forest, 1975-78	[13 Games] 228
8. Al Wood, North Carolina, 1978-81	[14 Games] 222
9. Kenny Carr, N.C. State, 1975-78	[8 Games] 217
10. Skip Brown, Wake Forest, 1974-77	[10 Games] 194
<i>Non-Conference: Cazzie Russell, Michigan, 1964-66 (4 Games) - 104; John Gerdy, Davidson, 1979-82 (4 Games) - 103</i>	

Yearly Statistics

1950-51 Record: 20-13; Home: 7-3; Away: 8-8; Neutral: 5-2

Player	G	MP	FG-FGA	Pct	FT-FTA	Pct	Reb-Avg	PF-DQ	Ast	TO	BS	St	Pts-Avg
Groat	33	—	285-713	.400	261-331	.789	—	128-10	—	—	—	—	831-25.2
Crowder	33	—	110-304	.362	53-70	.757	—	104-6	—	—	—	—	273-8.3
York	33	—	104-328	.317	51-83	.614	—	66-2	—	—	—	—	259-7.8
Fleming	33	—	87-295	.295	60-99	.606	—	94-5	—	—	—	—	234-7.1
Deimling	32	—	81-205	.395	60-77	.779	—	80-4	—	—	—	—	222-6.9
Allen	28	—	57-177	.322	52-86	.605	—	59-2	—	—	—	—	166-5.9
Kulpan	29	—	45-130	.346	32-49	.653	—	97-9	—	—	—	—	122-4.2
Johnson	29	—	39-118	.331	15-23	.652	—	52-2	—	—	—	—	93-3.2
Latimer	27	—	32-146	.219	12-26	.461	—	41-3	—	—	—	—	76-2.8
Boyce	8	—	3-9	.333	1-5	.200	—	12-2	—	—	—	—	7-0.9
Strauss	3	—	1-6	.167	0-2	.000	—	4-0	—	—	—	—	2-0.7
Downing	7	—	1-8	.125	1-1	1.000	—	4-0	—	—	—	—	3-0.4
Caudle	1	—	0-0	.000	0-0	.000	—	0-0	—	—	—	—	0-0.0
Lassester	1	—	0-1	.000	0-0	.000	—	0-0	—	—	—	—	0-0.0
Others	16	—	22-74	.297	28-36	.778	—	42-3	—	—	—	—	69-4.3
Duke	33	—	866-2514	.344	623-888	.702	—	783-48	—	—	—	—	2366-71.7
Opps	33	—	889-2454	.362	541-849	.637	—	751-41	—	—	—	—	2318-70.2

1951-52 Record: 24-6; Home: 11-1; Away: 9-1; Neutral: 4-4

Player	G	MP	FG-FGA	Pct	FT-FTA	Pct	Reb-Avg	PF-DQ	Ast	TO	BS	St	Pts-Avg
Groat	30	—	288-700	.411	204-281	.726	229-7.6	107-10	229	—	—	—	780-26.0
Janicki	30	—	185-487	.380	77-126	.611	476-15.9	87-6	42	—	—	—	447-14.9
D'Emilio	30	—	135-382	.353	65-102	.637	121-4.0	89-6	100	—	—	—	335-11.2
Crowder	30	—	77-188	.410	29-57	.509	220-7.3	104-8	28	—	—	—	183-6.1
Fleming	30	—	51-163	.313	49-93	.527	291-9.7	91-3	65	—	—	—	151-5.0
Lacy	21	—	35-83	.422	20-25	.800	80-3.8	42-1	9	—	—	—	90-4.2
Glasgow	20	—	29-71	.394	17-29	.595	88-4.4	42-1	11	—	—	—	75-3.8
Johnson	29	—	42-120	.350	19-31	.612	38-1.3	60-0	58	—	—	—	103-3.4
Deimling	28	—	20-66	.303	34-52	.654	123-4.4	61-5	20	—	—	—	74-2.6
Decker	11	—	6-23	.261	10-17	.588	42-3.8	21-2	3	—	—	—	22-2.0
Latimer	28	—	16-47	.341	11-23	.479	39-1.4	29-0	13	—	—	—	43-1.6
Shabel	15	—	5-11	.455	7-10	.700	11-0.7	18-0	10	—	—	—	17-1.1
Duke	30	—	889-2341	.380	542-846	.641	1758-58.6	751-42	588	—	—	—	2320-77.3
Opps	30	—	757-2282	.331	478-782	.599	—	707-47	—	—	—	—	2019-67.3

1952-53 Record: 18-8; Home: 9-2; Away: 8-3; Neutral: 1-3

Player	G	MP	FG-FGA	Pct	FT-FTA	Pct	Reb-Avg	PF-DQ	Ast	TO	BS	St	Pts-Avg
Janicki	26	—	155-411	.377	126-181	.696	272-10.5	86-6	—	—	—	—	436-16.8
Riegel	26	—	147-361	.404	131-213	.615	189-7.3	93-10	—	—	—	—	425-16.3
D'Emilio	23	—	120-363	.331	96-138	.696	105-4.6	64-3	—	—	—	—	336-14.6
Lacy	23	—	74-142	.528	52-73	.712	95-4.1	59-5	—	—	—	—	200-8.7
Decker	24	—	62-127	.504	56-74	.757	198-8.3	54-2	—	—	—	—	180-7.5
Belmont	22	—	42-120	.350	39-62	.629	54-2.4	40-3	—	—	—	—	123-5.6
Mayer	25	—	40-101	.396	58-83	.699	121-4.8	65-3	—	—	—	—	138-5.5
Shabel	25	—	42-102	.414	36-47	.766	47-1.9	66-4	—	—	—	—	120-4.8
Lamley	19	—	27-79	.342	25-36	.694	78-4.1	25-0	—	—	—	—	79-4.2
Driesell	22	—	24-67	.358	17-39	.436	59-2.7	47-1	—	—	—	—	65-3.0
Cashman	16	—	14-51	.275	16-24	.667	45-2.8	28-1	—	—	—	—	44-2.8
Turner	10	—	12-28	.429	0-1	.000	6-0.6	8-0	—	—	—	—	24-2.4
Peters	9	—	3-6	.500	4-6	.667	2-0.2	9-0	—	—	—	—	10-1.1
Duke	26	—	762-1958	.389	656-977	.672	1271-48.8	644-38	—	—	—	—	2180-83.8
Opps	26	—	—	—	—	—	—	—	—	—	—	—	2039-78.4

1953-54 Record: 22-6; Home: 10-1; Away: 8-2; Neutral: 4-3

Player	G	MP	FG-FGA	Pct	FT-FTA	Pct	Reb-Avg	PF-DQ	Ast	TO	BS	St	Pts-Avg
Janicki	27	—	140-385	.365	84-122	.689	175-6.5	82-3	—	—	—	—	364-13.5
D'Emilio	27	—	138-380	.363	81-123	.659	104-3.9	74-4	—	—	—	—	357-13.2
Mayer	27	—	114-280	.407	121-153	.791	265-9.8	88-5	—	—	—	—	349-12.9
Belmont	27	—	129-322	.401	77-107	.720	106-3.9	70-2	—	—	—	—	335-12.4
Lacy	26	—	49-112	.433	60-96	.625	89-3.4	35-0	—	—	—	—	158-6.1
Doherty	27	—	58-142	.408	37-52	.712	134-5.0	91-4	—	—	—	—	153-5.6
Driesell	23	—	41-90	.456	34-63	.540	48-2.1	29-1	—	—	—	—	116-5.1
Morgan	25	—	46-109	.422	36-59	.610	132-5.3	71-3	—	—	—	—	128-5.1
Decker	25	—	44-94	.468	22-30	.730	110-4.4	50-1	—	—	—	—	110-4.4
Shabel	21	—	32-68	.471	13-21	.619	18-0.9	31-0	—	—	—	—	77-3.7
Tobin	23	—	26-72	.361	25-52	.481	54-2.3	54-0	—	—	—	—	77-3.4
Turner	20	—	12-31	.387	2-5	.400	17-0.8	12-0	—	—	—	—	26-1.3
Duke	27	—	829-2085	.398	592-883	.671	1252-46.4	687-53	—	—	—	—	2250-83.2
Opps	27	—	—	—	—	—	—	—	—	—	—	—	1877-69.5

1954-55 Record: 20-8; Home: 9-1; Away: 8-3; Neutral: 3-4

Player	G	MP	FG-FGA	Pct	FT-FTA	Pct	Reb-Avg	PF-DQ	Ast	TO	BS	St	Pts-Avg
Mayer	28	—	217-509	.426	173-229	.755	348-12.4	101-9	—	—	—	—	607-21.7
Belmont	28	—	160-436	.370	120-168	.710	137-4.9	73-1	—	—	—	—	440-15.7
Morgan	28	—	107-248	.440	78-134	.580	255-9.1	113-13	—	—	—	—	292-10.4
Tobin	13	—	41-121	.340	21-30	.700	67-5.2	39-3	—	—	—	—	103-7.9
Turner	28	—	93-278	.333	22-33	.667	29-2.8	17-1	—	—	—	—	208-7.4
Kalibus	24	—	69-162	.430	37-65	.570	72-3.0	43-1	—	—	—	—	175-7.3
Lakata	28	—	72-181	.400	51-80	.640	166-5.9	61-4	—	—	—	—	195-6.9
Lamley	28	—	64-196	.333	39-54	.720	134-4.8	51-2	—	—	—	—	167-5.9
Doherty	25	—	55-118	.460	26-44	.590	111-4.6	54-0	—	—	—	—	136-5.4
Rosenthal	16	—	15-42	.360	6-13	.461	20-1.3	4-0	—	—	—	—	36-2.3
Thuemmel	18	—	6-25	.240	1-9	.111	5-0.3	20-1	—	—	—	—	13-0.7
Blackburn	11	—	4-10	.400	3-10	.300	1-0.1	1-0	—	—	—	—	11-0.1
Others	6	—	0-9	.000	3-4	.750	4-0.8	5-0	—	—	—	—	3-0.5
Duke	28	—	903-2335	.390	580-873	.664	1349-48.2	582-35	—	—	—	—	2386-85.2
Opps	28	—	651-1824	.360	735-1049	.700	1217-43.4	457-21	—	—	—	—	2037-72.7

1955-56 Record: 19-7; Home: 9-1; Away: 7-4; Neutral: 3-2

Player	G	MP	FG-FGA	Pct	FT-FTA	Pct	Reb-Avg	PF-DQ	Ast	TO	BS	St	Pts-Avg
Mayer	25	—	195-452	.431	163-208	.784	220-8.8	93-4	—	—	—	—	553-22.1
Belmont	26	—	140-381	.367	160-210	.761	123-4.7	76-3	—	—	—	—	440-17.0
Morgan	26	—	96-254	.377	101-137	.737	256-9.8	76-5	—	—	—	—	293-11.2
Kalibus	14	—	43-98	.430	30-59	.650	44-3.0	25-1	—	—	—	—	116-8.2
Harris	26	—	88-223	.367	39-59	.661	73-2.8	64-2	—	—	—	—	203-7.8
Lakata	25	—	73-178	.410	48-73	.657	179-7.1	59-3	—	—	—	—	203-7.8
Newcome	26	—	58-155	.374	22-37	.594	90-3.4	46-1	—	—	—	—	138-5.3
Allen	13	—	13-37	.351	15-2								

1960-61

Record: 22-6; Home: 8-0; Away: 6-4; Neutral: 8-2

Player	G	MP	FG-FGA	Pct	FT-FTA	Pct	Reb-Avg	PF-DQ	Ast	TO	BS	St	Pts-Avg
Heyman	25	—	229-448	.469	171-263	.650	272-10.9	66	—	—	—	—	629-25.2
Youngkin	28	—	146-253	.577	88-152	.578	274-9.8	79	—	—	—	—	380-13.6
Hurt	28	—	140-336	.417	63-97	.649	140-5.0	64	—	—	—	—	343-12.3
Kistler	28	—	143-291	.491	53-88	.602	269-9.6	73	—	—	—	—	339-12.1
Frye	28	—	103-238	.433	73-105	.695	68-2.4	60	—	—	—	—	279-10.0
Schmidt	14	—	25-61	.410	16-19	.842	19-1.9	15	—	—	—	—	66-4.7
Mewhort	26	—	39-81	.481	30-43	.698	69-2.7	35	—	—	—	—	108-4.2
Beal	10	—	5-18	.278	12-15	.800	10-1.0	2	—	—	—	—	22-2.2
Cantwell	14	—	10-24	.417	3-7	.429	4-0.3	12	—	—	—	—	23-1.6
Albright	11	—	6-11	.545	5-7	.714	13-1.2	5	—	—	—	—	17-1.5
Raksnis	2	—	1-1	1.000	1-1	1.000	1-0.5	2	—	—	—	—	3-1.5
Others	—	—	33-59	.559	6-14	.429	60-3.8	26	—	—	—	—	72-4.5
Team	—	—	—	—	—	—	182-6.5	—	—	—	—	—	—
Duke	28	—	880-1821	.483	521-811	.642	1381-49.7	438	—	—	—	—	2281-81.5
Opps	28	—	787-1791	.439	420-615	.699	1191-42.5	—	—	—	—	—	1994-71.2

1961-62

Record: 20-5; Home: 11-1; Away: 6-2; Neutral: 3-2

Player	G	MP	FG-FGA	Pct	FT-FTA	Pct	Reb-Avg	PF-DQ	Ast	TO	BS	St	Pts-Avg
Heyman	24	—	219-506	.433	170-276	.616	269-11.2	66-2	—	—	—	—	608-25.3
Mullins	25	—	214-416	.514	98-138	.710	259-10.4	68-1	—	—	—	—	526-21.0
Harrison	25	—	99-194	.510	42-56	.750	85-3.4	46-0	—	—	—	—	240-9.6
Mewhort	25	—	63-129	.488	43-58	.741	106-4.2	43-1	—	—	—	—	169-6.8
Buckley	24	—	62-129	.481	37-80	.463	138-5.8	55-0	—	—	—	—	163-6.8
Schmidt	21	—	47-112	.420	13-16	.813	34-1.6	20-0	—	—	—	—	107-5.1
Ulrich	21	—	34-86	.395	10-18	.556	31-1.5	35-0	—	—	—	—	78-3.7
Mullen	12	—	28-57	.491	9-20	.450	58-4.8	17-0	—	—	—	—	65-5.4
Jamieson	18	—	14-26	.539	11-21	.524	42-2.3	32-1	—	—	—	—	39-2.2
Kast	15	—	13-35	.371	6-7	.857	29-1.9	13-0	—	—	—	—	32-2.1
Gebbie	3	—	1-2	.500	1-2	.500	0-0.0	12-0	—	—	—	—	3-1.0
Salisbury	2	—	1-2	.500	0-1	.000	0-0.0	0-0	—	—	—	—	2-1.0
Cox	17	—	7-19	.368	2-5	.400	10-0.6	3-0	—	—	—	—	16-0.9
Hamilton	3	—	1-3	.333	0-0	.000	0-0.0	1-0	—	—	—	—	2-0.7
Williamson	7	—	0-5	.000	1-2	.500	5-0.7	0-0	—	—	—	—	1-0.1
Team	—	—	—	—	—	—	197-7.9	—	—	—	—	—	—
Duke	25	—	802-1718	.466	443-700	.633	1263-50.5	411-5	—	—	—	—	2049-82.0
Opps	25	—	686-1607	.427	326-500	.652	990-39.6	—	—	—	—	—	1698-67.9

1962-63

Record: 27-3; Home: 11-0; Away: 9-2; Neutral: 7-1

Player	G	MP	FG-FGA	Pct	FT-FTA	Pct	Reb-Avg	PF-DQ	Ast	TO	BS	St	Pts-Avg
Heyman	30	—	265-586	.452	217-314	.691	324-10.8	82-4	—	—	—	—	747-24.9
Mullins	30	—	256-466	.549	96-131	.733	241-8.0	57-0	—	—	—	—	608-20.3
Buckley	30	—	130-217	.600	76-145	.524	298-9.9	93-3	—	—	—	—	336-11.2
Schmidt	29	—	104-198	.525	32-38	.842	53-1.8	36-0	—	—	—	—	240-8.3
Harrison	27	—	73-148	.493	21-33	.636	103-3.8	43-0	—	—	—	—	167-6.3
Tison	30	—	61-112	.545	25-41	.610	133-4.4	56-1	—	—	—	—	147-4.9
Ferguson	25	—	42-78	.538	13-15	.867	36-1.4	27-0	—	—	—	—	97-3.9
Herbster	30	—	30-66	.455	24-31	.774	33-1.1	38-0	—	—	—	—	84-2.8
Kitching	16	—	10-22	.455	14-18	.778	8-0.5	9-0	—	—	—	—	34-2.1
R. Cox	13	—	4-8	.500	4-8	.500	8-0.6	7-0	—	—	—	—	12-0.9
Jamieson	12	—	5-6	.833	1-3	.333	11-0.9	16-0	—	—	—	—	11-0.9
Williamson	11	—	3-8	.375	4-4	1.000	10-0.9	3-0	—	—	—	—	10-0.9
F. Cox	2	—	0-0	.000	1-2	.500	1-0.5	0-0	—	—	—	—	1-0.5
Mann	12	—	1-11	.091	0-1	.000	10-0.8	10-0	—	—	—	—	2-0.2
Team	—	—	—	—	—	—	199-6.6	—	—	—	—	—	—
Duke	30	—	984-1926	.511	528-784	.673	1468-48.9	481-8	—	—	—	—	2498-83.3
Opps	30	—	819-2037	.402	431-611	.705	1127-37.6	—	—	—	—	—	2069-68.9

1963-64

Record: 26-5; Home: 10-0; Away: 6-3; Neutral: 10-2

Player	G	MP	FG-FGA	Pct	FT-FTA	Pct	Reb-Avg	PF-DQ	Ast	TO	BS	St	Pts-Avg
Mullins	31	—	300-613	.489	150-183	.820	276-8.9	65-0	—	—	—	—	750-24.2
Buckley	31	—	160-271	.590	109-166	.658	278-9.0	89-2	—	—	—	—	429-13.8
Tison	30	—	130-260	.500	93-136	.684	229-7.6	74-3	—	—	—	—	353-11.8
Harrison	31	—	112-247	.454	44-61	.722	79-2.5	48-0	—	—	—	—	268-8.7
Marin	31	—	97-219	.443	46-65	.708	146-4.7	65-2	—	—	—	—	240-7.7
Vacendak	30	—	61-167	.365	42-58	.725	77-2.6	50-1	—	—	—	—	164-5.5
Ferguson	31	—	77-181	.425	8-15	.534	50-1.6	56-1	—	—	—	—	162-5.2
Kitching	27	—	42-97	.433	19-27	.705	42-1.6	34-0	—	—	—	—	103-3.8
Herbster	30	—	28-56	.500	20-37	.541	27-0.9	24-0	—	—	—	—	76-2.5
Allen	5	—	6-7	.857	0-0	.000	4-0.8	2-0	—	—	—	—	12-2.4
Harscher	15	—	8-21	.355	7-8	.875	5-0.3	5-0	—	—	—	—	23-1.5
Mann	17	—	5-19	.263	8-14	.571	19-1.1	7-0	—	—	—	—	18-1.1
Cox	9	—	2-4	.500	1-1	1.000	7-0.8	1-0	—	—	—	—	5-0.6
Murray	1	—	0-1	.000	0-0	.000	2-2.0	1-0	—	—	—	—	0-0.0
Team	—	—	—	—	—	—	185-6.0	—	—	—	—	—	—
Duke	31	—	1028-2163	.475	561-771	.728	1426-46.0	521-9	—	—	—	—	2607-84.1
Opps	31	—	872-2009	.434	399-612	.651	1279-41.3	—	—	—	—	—	2143-69.3

1964-65

Record: 20-5; Home: 8-2; Away: 6-2; Neutral: 6-1

Player	G	MP	FG-FGA	Pct	FT-FTA	Pct	Reb-Avg	PF-DQ	Ast	TO	BS	St	Pts-Avg
Verga	25	—	229-431	.531	76-116	.655	84-3.4	62-2	—	—	—	—	534-21.4
Marin	25	—	195-357	.546	87-123	.708	257-10.3	80-4	—	—	—	—	477-19.1
Vacendak	25	—	165-356	.466	75-123	.610	164-6.6	64-0	—	—	—	—	405-16.2
Tison	25	—	124-245	.506	51-81	.630	221-8.9	72-3	—	—	—	—	299-11.7
Ferguson	25	—	65-143	.454	20-26	.770	50-2.0	41-0	—	—	—	—	150-6.0
Riedy	25	—	59-133	.444	32-50	.640	132-5.3	59-4	—	—	—	—	150-6.0
Herbster	25	—	40-103	.388	41-55	.746	45-1.8	—	—	—	—	—	121-4.8
Kitching	18	—	39-91	.429	20-29	.691	53-2.9	19-0	—	—	—	—	98-5.5
Zimmer	6	—	4-13	.308	6-9	.667	4-0.7	0-0	—	—	—	—	14-2.3
McBride	4	—	2-2	1.000	3-3	1.000	0-0.0	1-0	—	—	—	—	7-1.8
Allen	12	—	6-19	.316	8-8	1.000	7-0.6	9-0	—	—	—	—	20-1.7
Liccardo	11	—	5-11	.454	6-9	.667	18-1.6	6-0	—	—	—	—	16-1.6
McKaig	13	—	8-14	.571	1-7	.143	9-0.7	10-0	—	—	—	—	17-1.3
Fitts	3	—	1-3	.333	0-0	.000	1-0.3	3-0	—	—	—	—	2-0.6
Team	—	—	—	—	—	—	185-7.4	—	—	—	—	—	—
Duke	25	—	942-1921	.490	426-639	.668	1230-49.3	443-13	—	—	—	—	2310-92.4
Opps	25	—	788-1774	.444	369-538	.686	1117-44.6	—	—	—	—	—	1945-77.8

1969-70 Record: 17-9; Home: 8-2; Away: 5-4; Neutral: 4-3

Player	G	MP	FG-FGA	Pct	FT-FTA	Pct	Reb-Avg	PF-DQ	Ast	TO	BS	St	Pts-Avg
Denton	26	—	237-437	.542	86-132	.652	324-12.5	69-3	15	—	—	—	560-21.5
Katherl	26	—	143-322	.444	54-68	.794	121-4.7	62-0	27	—	—	—	340-13.1
Saunders	26	—	98-154	.636	64-91	.703	201-7.7	71-3	8	—	—	—	260-10.0
Evans	26	—	96-194	.494	66-112	.589	89-3.4	51-1	81	—	—	—	258-9.9
DeVenzio	23	—	75-177	.424	29-36	.806	47-2.0	52-1	104	—	—	—	179-7.8
Blackman	25	—	53-111	.477	50-70	.715	131-5.2	45-0	8	—	—	—	156-6.2
Kuhlmeier	17	—	32-74	.432	9-13	.694	25-1.5	19-1	17	—	—	—	73-4.3
Posen	18	—	20-48	.417	18-23	.783	29-1.6	19-1	23	—	—	—	58-3.2
Yarbro	20	—	23-42	.548	13-23	.565	21-1.1	18-2	3	—	—	—	59-3.0
Litz	7	—	6-11	.545	3-4	.750	10-1.4	5-0	0	—	—	—	15-2.1
West	4	—	3-6	.500	0-0	.000	0-0.0	5-0	0	—	—	—	6-1.5
Teer	4	—	1-9	.111	0-0	.000	5-1.2	2-0	2	—	—	—	2-0.5
Smiley	2	—	0-2	.000	0-0	.000	0-0.0	2-0	0	—	—	—	0-0.0
Doughty	2	—	0-1	.000	0-2	.000	0-0.0	1-0	1	—	—	—	0-0.0
Jackson	1	—	0-0	.000	0-0	.000	0-0.0	0-0	0	—	—	—	0-0.0
Team	—	—	—	—	—	—	137-5.3	—	—	—	—	—	—
Duke	26	—	787-1588	.496	392-574	.683	1140-43.9	421-12	289	—	—	—	1966-75.6
Opps	26	—	744-1750	.425	386-539	.716	1002-38.5	441-14	257	—	—	—	1874-72.1

1970-71 Record: 20-10; Home: 8-2; Away: 6-3; Neutral: 6-5

Player	G	MP	FG-FGA	Pct	FT-FTA	Pct	Reb-Avg	PF-DQ	Ast	TO	BS	St	Pts-Avg
Denton	30	—	244-433	.564	124-166	.747	385-12.8	102-5	23	81	—	—	612-20.4
O'Connor	30	—	139-327	.425	103-131	.786	134-4.5	50-1	71	99	—	—	381-12.7
Katherl	30	—	139-291	.478	30-34	.882	119-4.0	56-2	21	41	—	—	308-10.3
Dawson	30	—	124-289	.429	40-50	.800	53-1.8	45-0	29	46	—	—	288-9.6
Saunders	30	—	93-165	.564	59-85	.694	205-6.8	74-4	16	43	—	—	245-8.2
Shaw	30	—	57-95	.600	77-99	.778	168-5.6	69-3	20	44	—	—	191-6.4
DeVenzio	30	—	69-138	.500	35-47	.745	58-1.9	86-6	115	66	—	—	173-5.8
Melchi	29	—	41-106	.387	50-58	.862	46-1.5	35-2	42	45	—	—	132-4.5
Doughty	8	—	4-9	.444	9-14	.644	6-0.7	14-0	3	6	—	—	17-2.4
Litz	10	—	7-8	.875	7-10	.700	15-1.5	8-0	1	4	—	—	21-2.1
Yarbro	6	—	3-9	.333	3-6	.500	3-0.5	7-0	1	3	—	—	9-1.5
West	8	—	4-11	.364	2-4	.500	6-0.8	6-0	2	5	—	—	10-1.3
Carr	1	—	0-0	.000	0-0	.000	1-1.0	0-0	0	0	—	—	0-0.0
Team	—	—	—	—	—	—	155-5.2	—	—	—	—	—	—
Duke	30	—	924-1881	.491	539-704	.766	1345-44.8	552-23	344	481	—	—	2387-79.6
Opps	30	—	841-2010	.418	530-741	.715	1157-38.6	522-18	298	383	—	—	2212-73.7

1971-72 Record: 14-12; Home: 10-2; Away: 1-6; Neutral: 3-4

Player	G	MP	FG-FGA	Pct	FT-FTA	Pct	Reb-Avg	PF-DQ	Ast	TO	BS	St	Pts-Avg
O'Connor	17	—	98-216	.454	67-101	.663	102-6.0	45-0	19	—	—	—	263-15.4
Redding	26	—	124-265	.468	137-173	.792	165-6.3	88-6	12	—	—	—	385-14.8
Shaw	26	—	119-198	.601	85-127	.669	308-11.8	75-3	49	—	—	—	323-12.4
Melchi	22	—	99-213	.465	61-74	.824	65-2.9	45-0	58	—	—	—	259-11.7
Yarbro	25	—	67-124	.540	75-96	.781	92-3.6	46-0	17	—	—	—	209-8.3
Righter	25	—	59-128	.461	44-59	.746	78-3.1	36-0	5	—	—	—	162-6.5
West	25	—	55-140	.393	16-24	.667	43-1.7	32-0	38	—	—	—	126-5.0
Burdette	24	—	15-43	.349	10-22	.455	14-0.5	45-1	33	—	—	—	40-1.7
Doughty	13	—	4-12	.333	1-6	.167	3-0.2	5-0	7	—	—	—	9-0.7
Edwards	9	—	0-2	.000	4-4	1.000	3-0.3	2-0	3	—	—	—	4-0.5
Team	—	—	—	—	—	—	140-5.3	—	—	—	—	—	—
Duke	26	—	640-1341	.477	500-686	.729	1013-39.0	419-10	241	480	—	—	1780-68.4
Opps	26	—	713-1642	.434	346-498	.695	955-36.7	514-17	366	380	—	—	1772-68.1

1972-73 Record: 12-14; Home: 8-2; Away: 2-7; Neutral: 2-5

Player	G	MP	FG-FGA	Pct	FT-FTA	Pct	Reb-Avg	PF-DQ	Ast	TO	BS	St	Pts-Avg
Redding	26	—	158-296	.534	124-147	.844	167-6.4	74-4	13	—	—	—	440-16.9
Melchi	26	—	165-366	.451	82-99	.828	96-3.7	47-1	84	—	—	—	412-15.8
Fleischer	26	—	100-190	.526	85-108	.787	221-8.5	84-7	27	—	—	—	285-11.0
Shaw	26	—	87-187	.465	56-74	.757	197-7.6	71-3	35	—	—	—	230-8.8
Billerman	26	—	81-192	.422	50-62	.806	63-2.4	94-7	59	—	—	—	212-8.2
Kramer	25	—	62-139	.446	23-28	.821	57-2.3	37-0	13	—	—	—	147-5.7
Hodge	23	—	47-87	.529	31-40	.775	79-3.4	27-0	10	—	—	—	125-5.4
Suk	24	—	34-81	.420	22-29	.759	51-2.2	59-5	18	—	—	—	90-3.8
O'Connell	23	—	22-72	.306	17-29	.586	34-1.5	34-1	9	—	—	—	61-2.7
Cook	2	—	2-3	.667	0-0	.000	1-0.5	1-0	1	—	—	—	4-2.0
Burdette	20	—	6-26	.231	4-14	.286	14-0.7	36-1	22	—	—	—	16-0.8
Fox	5	—	1-2	.500	2-2	1.000	2-0.4	2-0	0	—	—	—	4-0.8
Chinault	6	—	2-7	.286	0-0	.000	1-0.2	1-0	1	—	—	—	4-0.6
Chilli	5	—	1-1	1.000	0-0	.000	4-0.8	0-0	0	—	—	—	2-0.4
Team	—	—	—	—	—	—	145-5.6	—	—	—	—	—	—
Duke	26	—	767-1649	.465	496-632	.785	1132-43.5	567-29	291	502	—	—	2030-78.1
Opps	26	—	805-1784	.451	389-561	.693	1037-39.8	599-28	325	457	—	—	1999-76.6

1973-74 Record: 10-16; Home: 7-4; Away: 2-8; Neutral: 1-4

Player	G	MP	FG-FGA	Pct	FT-FTA	Pct	Reb-Avg	PF-DQ	Ast	TO	BS	St	Pts-Avg
Fleischer	26	—	163-312	.522	81-107	.757	323-12.4	68-1	51	—	—	—	407-15.7
Redding	26	—	117-252	.464	82-105	.781	141-5.4	54-0	19	—	—	—	316-12.2
Billerman	26	—	97-227	.427	84-101	.832	56-2.2	101-7	112	—	—	—	278-10.7
Kramer	25	—	112-246	.455	22-38	.579	90-3.6	57-2	40	—	—	—	246-9.7
Hodge	26	—	101-212	.476	38-60	.633	131-5.0	61-2	18	—	—	—	240-9.2
Burch	23	—	72-180	.400	13-20	.650	33-1.4	34-1	27	—	—	—	157-6.8
Armstrong	22	—	55-114	.482	28-35	.800	18-0.8	32-0	9	—	—	—	138-6.3
Chilli	10	—	10-16	.625	5-12	.417	17-1.7	8-0	2	—	—	—	25-2.5
Fox	20	—	21-48	.438	6-9	.667	22-1.1	25-0	4	—	—	—	48-2.4
Crow	10	—	9-14	.643	2-3	.667	6-0.6	4-0	3	—	—	—	20-2.0
Suk	22	—	15-44	.341	2-6	.333	48-2.2	39-0	8	—	—	—	32-1.5
O'Connell	22	—	12-23	.522	3-10	.300	14-0.6	14-0	4	—	—	—	27-1.2
Cook	14	—	7-19	.368	0-0	.000	12-0.9	7-0	0	—	—	—	14-1.0
Chinault	6	—	2-2	1.000	2-2	1.000	1-0.2	1-0	2	—	—	—	6-1.0
Burdette	13	—	1-15	.066	1-5	.200	7-0.5	11-0	11	—	—	—	3-0.2
Team	—	—	—	—	—	—	102-3.9	—	—	—	—	—	—
Duke	26	—	794-1724	.461	369-513	.719	1021-39.3	516-13	310	—	—	—	1957-75.3
Opps	26	—	839-1822	.460	340-472	.720	1065-41.0	534-14	337	—	—	—	2018-77.6

1974-75 Record: 13-13; Home: 8-4; Away: 1-6; Neutral: 4-3

Player	G	MP	FG-FGA	Pct	FT-FTA	Pct	Reb-Avg	PF-DQ	Ast	TO	BS	St	Pts-Avg
Fleischer	26	—	178-287	.620	91-118	.771	273-10.5	74-2	47	—	—	—	447-17.2
Kramer	26	—	164-312	.526	65-79	.823	106-4.1	72-3	64	—	—	—	393-15.1
Billerman	26	—	113-240	.471	77-101	.762	55-2.1	92-6	99	—	—	—	303-11.7
Hodge	26	—	126-243	.519	44-61	.721	185-7.1	93-9	24	—	—	—	296-11.4
Armstrong	20	—	73-154	.474	48-57	.842	46-2.3	29-0	33	—	—	—	194-9.7
Moses	8	—	25-41	.610	6-17	.353	54-6.8	14-1	10	—	—	—	56-7.0
Young	23	—	59-139	.424	25-36	.694	15-0.7	47-0	26	—	—	—	143-6.2
Crow	24	—	51-112	.455	19-25	.760	54-2.3	54-1	19	—	—	—	121-5.0
Chilli	23	—	37-55	.673	14-38	.368	70-3.0	32-0	4	—	—	—	88-3.8
Suk	24	—	24-52	.462	23-31	.741	35-1.5	44-1	16	—	—	—	71-3.0
Bell	1	—	1-2	.500	0-1	.000	1-1.0	0-0	1	—	—	—	2-2.0
Fox	18	—	9-20	.450	11-21	.524	16-0.9	17-1	4	—	—	—	29-1.6
Gomez</													

1979-80

Record: 24-9; Home: 10-2; Away: 4-5; Neutral: 10-2

Player	G	MP	FG-FGA	Pct	FT-FTA	Pct	Reb-Avg	PF-DQ	Ast	TO	BS	St	Pts-Avg
Gminski	33	1184	262-487	.538	180-214	.841	359-10.9	68-0	35	76	97	—	704-21.3
Banks	33	1160	212-404	.525	146-183	.798	254-7.7	102-4	103	112	—	—	570-17.3
Taylor	33	1104	138-289	.478	73-108	.675	69-2.1	105-6	82	82	—	—	349-10.6
Dennard	24	722	93-169	.550	35-60	.583	126-5.3	84-7	43	48	—	—	221-9.2
Bender	33	1076	86-180	.478	38-55	.690	42-1.3	92-7	159	82	—	—	210-6.4
Engelland	32	363	56-121	.463	15-23	.652	12-0.4	32-0	19	14	—	—	127-4.0
Suddath	30	412	34-79	.430	17-23	.739	48-1.6	40-2	29	28	—	—	85-2.8
Williams	32	326	26-55	.473	19-29	.655	54-1.7	35-1	2	17	—	—	71-2.2
Emma	26	166	17-30	.567	12-14	.857	4-0.2	27-1	8	21	—	—	46-1.8
Tissaw	25	140	8-18	.444	10-22	.454	26-1.0	22-0	2	9	—	—	26-1.0
Linsey	13	50	3-17	.176	0-0	.000	5-0.4	6-0	1	4	—	—	6-0.5
Corrigan	9	22	1-1	1.000	2-2	1.000	1-0.1	3-0	3	2	—	—	4-0.4
Team	—	—	—	—	—	—	85-2.6	—	—	—	—	—	—
Duke	33	—	936-1850	.506	547-733	.746	1085-32.9	616-28	486	496	—	—	2419-73.3
Opps	33	—	900-1960	.459	453-623	.727	1073-32.5	662-26	441	496	—	—	2253-68.3

1980-81

Record: 17-13; Home: 11-3; Away: 5-5; Neutral: 1-5

Player	G	MP	FG-FGA	Pct	FT-FTA	Pct	Reb-Avg	PF-DQ	Ast	TO	BS	St	Pts-Avg
Banks	27	933	202-350	.577	95-134	.709	184-6.8	74-2	48	79	9	37	499-18.5
Taylor	30	1028	169-341	.496	104-169	.615	110-3.7	83-1	63	77	8	45	442-14.7
Dennard	30	993	138-290	.476	42-78	.538	206-6.9	99-5	63	67	10	47	318-10.6
Emma	30	985	95-221	.430	99-115	.861	62-2.1	78-1	71	50	5	20	289-9.6
Engelland	30	585	83-149	.557	29-34	.853	29-1.0	20-0	30	23	2	15	195-6.5
Tissaw	30	728	42-106	.396	51-86	.593	117-3.9	77-5	21	46	5	12	135-4.5
Williams	23	252	32-61	.525	9-18	.500	42-1.8	36-0	7	17	5	5	73-3.2
Linney	26	248	21-57	.368	31-43	.721	44-1.7	32-0	3	16	3	22	73-2.8
Suddath	24	220	23-37	.622	10-15	.667	29-1.2	29-0	18	21	2	13	56-2.3
McNeely	16	72	5-17	.294	4-6	.667	11-0.7	9-0	4	12	1	8	14-0.9
Dyke	3	4	1-1	1.000	0-0	.000	0-0.0	1-0	0	0	0	0	2-0.6
Weingart	6	10	1-4	.250	0-0	.000	1-0.2	1-0	1	0	0	0	2-0.3
Whitted	11	17	0-1	.000	0-2	.000	2-0.2	2-0	1	4	0	3	0-0.0
Team	—	—	—	—	—	—	62-2.1	—	—	—	—	—	—
Duke	30	6075	812-1635	.497	474-700	.677	899-30.0	541-14	330	412	50	227	2098-69.9
Opps	30	6075	822-1656	.496	362-512	.707	937-31.2	622-24	389	482	—	—	2006-66.9

1981-82

Record: 10-17; Home: 8-7; Away: 1-9; Neutral: 1-1

Player	G	MP	FG-FGA	Pct	FT-FTA	Pct	Reb-Avg	PF-DQ	Ast	TO	BS	St	Pts-Avg
Taylor	27	1037	217-419	.518	115-171	.673	133-4.9	84-3	50	79	1	44	549-20.3
Engelland	27	1008	167-315	.530	77-88	.875	75-2.8	71-2	68	48	2	17	411-15.2
Emma	26	900	84-202	.416	48-58	.828	71-2.7	79-3	85	42	0	16	216-8.3
McNeely	25	567	47-99	.474	22-34	.647	81-3.2	77-6	22	50	0	19	116-4.6
Meagher	26	442	40-103	.388	29-48	.604	102-3.9	52-3	20	33	3	7	109-4.2
Williams	18	255	27-58	.466	19-28	.679	32-1.7	36-2	7	18	11	2	73-4.1
Wendt	23	280	34-76	.447	14-28	.500	56-2.4	38-0	9	14	0	7	82-3.6
Anderson	20	297	22-49	.449	20-28	.714	49-2.5	34-2	1	12	2	5	64-3.2
Tissaw	26	611	24-51	.471	24-51	.471	90-3.5	57-5	16	38	4	6	72-2.8
Bryan	21	146	12-35	.343	11-28	.393	21-1.0	43-3	5	8	0	5	35-1.7
Franke	3	3	1-1	1.000	0-0	.000	1-0.3	0-0	0	0	0	0	2-0.7
Ford	4	4	0-2	.000	0-0	.000	0-0.0	0-0	0	0	0	0	0-0.0
Team	—	—	—	—	—	—	65-2.4	—	—	—	—	—	—
Duke	27	5550	675-1410	.479	379-558	.679	776-28.7	571-29	283	342	23	126	1729-64.0
Opps	27	5550	728-1404	.518	434-643	.675	853-31.6	532-13	437	333	—	—	1890-70.0

1982-83

Record: 11-17; Home: 9-7; Away: 2-9; Neutral: 0-1

Player	G	MP	FG-FGA	Pct	FT-FTA	Pct	Reb-Avg	PF-DQ	Ast	TO	BS	St	Pts-Avg
Dawkins	28	1002	207-414	.500	73-107	.682	115-4.1	64-0	134	103	10	26	506-18.1
Alarie	28	785	130-263	.494	104-128	.813	181-6.5	99-8	30	70	21	16	364-13.0
Engelland	24	516	105-208	.505	41-46	.891	32-1.3	51-2	51	33	1	13	292-12.2
Hender	28	697	100-238	.420	45-64	.703	120-4.3	76-5	44	72	2	27	254-9.1
Bilas	28	645	88-159	.553	69-103	.670	159-5.7	102-6	15	52	3	9	245-8.8
Emma	28	767	77-172	.448	55-67	.821	59-2.1	75-2	81	46	2	21	233-8.3
Meagher	28	391	43-100	.430	51-82	.622	96-3.4	79-6	20	44	2	11	137-4.9
Jackman	27	286	36-91	.396	10-10	1.000	44-1.6	31-0	9	19	1	8	87-3.2
Anderson	22	232	11-29	.379	25-33	.758	41-1.9	40-2	3	14	2	2	47-2.1
McNeely	10	75	5-12	.417	10-12	.833	9-0.9	12-0	4	6	0	2	20-2.0
Williams	13	40	10-14	.714	5-8	.625	12-0.9	12-0	1	3	0	1	25-1.9
Bryan	8	27	3-6	.500	4-7	.571	4-0.5	7-0	1	2	0	3	10-1.3
Wendt	21	86	7-26	.269	7-8	.875	15-0.7	16-0	5	8	0	6	21-1.0
Ford	5	5	0-3	.000	2-2	1.000	1-0.2	1-0	0	1	0	0	2-0.4
Tissaw	13	46	1-3	.333	0-1	.000	11-0.8	10-0	0	4	3	2	2-0.2
Team	—	—	—	—	—	—	83-3.0	—	—	—	—	—	—
Duke	28	5600	823-1738	.474	501-678	.739	982-35.1	675-31	398	478	47	147	2245-80.2
Opps	28	5600	877-1701	.516	504-706	.714	948-33.9	620-30	442	449	111	157	2343-83.7

Three-Point Field Goals (98-230, .426): Engelland (41-74, .554); Emma (24-55, .436); Dawkins (19-54, .352); Henderson (9-33, .273); Jackman (5-9, .556); Bryan (0-1, .000); Alarie (0-2, .000); Wendt (0-2, .000). **Dunks (22):** Alarie (9); Dawkins (8); Meagher (2); Henderson (1); Bilas (1); Williams (1).

1983-84

Record: 24-10; Home: 11-5; Away: 9-2; Neutral: 4-3

Player	G	MP	FG-FGA	Pct	FT-FTA	Pct	Reb-Avg	PF-DQ	Ast	TO	BS	St	Pts-Avg
Dawkins	34	1306	263-547	.481	133-160	.831	138-4.1	65-1	138	114	4	38	659-19.4
Alarie	34	1129	230-400	.575	134-176	.761	245-7.2	91-2	47	61	38	21	594-17.5
Hender	33	878	153-318	.481	140-193	.725	109-3.3	94-3	76	88	4	38	446-13.5
Bilas	34	763	95-191	.497	84-130	.646	181-5.3	97-6	19	50	14	13	274-8.1
Meagher	34	942	94-206	.456	81-126	.643	148-4.4	118-7	51	71	4	22	269-7.9
Amaker	34	1235	103-203	.507	48-57	.842	82-2.4	85-3	163	101	2	64	254-7.5
McNeely	34	389	31-74	.419	19-30	.633	62-1.8	66-2	16	13	2	18	81-2.4
Nessley	22	147	12-40	.300	7-15	.467	38-1.7	28-0	7	10	10	3	31-1.4
Bryan	9	26	2-4	.500	1-3	.333	11-1.2	1-0	1	4	0	0	5-0.6
Anderson	18	66	3-8	.375	3-7	.429	7-0.4	13-0	2	2	1	2	9-0.5
Ford	12	30	0-11	.000	2-2	1.000	3-0.3	5-0	4	5	0	1	2-0.2
Crump	7	12	0-0	.000	1-3	.333	1-0.1	0	0	1	0	0	1-0.1
Williams	2	2	0-1	.000	0-0	.000	1-0.5	0	0	0	0	0	0-0.0
Team	—	—	—	—	—	—	95-2.8	—	—	—	—	—	—
Duke	34	6925	986-2003	.492	653-902	.724	1121-33.0	663-24	524	521	79	220	2625-77.2
Opps	34	6925	1001-2006	.499	455-662	.687	1086-31.9	788-44	521	—	—		

1988-89

Record: 28-8; Home: 14-1; Away: 7-4; Neutral: 7-3													
Player	G	MP	FG-FGA	Pct	FT-FTA	Pct	Reb-Avg	PF-DQ	Ast	TO	BS	St	Pts-Avg
*Ferry	35	1162	300-575	.522	146-193	.756	260-7.4	86-2	166	115	20	55	791-22.6
*Hender	36	1066	167-318	.525	94-123	.764	124-3.4	94-2	93	99	12	36	457-12.7
*Brickey	36	904	150-263	.570	93-165	.564	207-5.8	92-2	48	80	30	39	395-11.0
*Laettner	36	608	115-159	.723	88-121	.727	170-4.7	104-7	44	58	28	35	319-8.9
Abdel.	33	531	123-194	.634	47-67	.701	125-3.8	80-1	11	40	16	14	293-8.9
*Snyder	36	1094	96-232	.414	34-63	.540	76-2.1	112-8	223	103	15	73	260-7.2
Smith	36	716	88-162	.543	51-68	.750	118-3.3	58-1	32	43	7	24	252-7.0
Koubek	36	533	61-144	.424	46-64	.719	84-2.3	51-0	34	47	1	15	177-4.9
Davis	29	244	22-52	.385	27-53	.509	33-1.1	32-0	21	29	1	13	67-2.3
Buckley	30	141	24-34	.706	10-18	.556	33-1.1	14-0	3	8	2	5	58-1.9
Cook	5	48	3-5	.600	2-3	.667	6-1.2	3-0	6	8	0	2	8-1.6
Palmer	23	120	13-24	.542	3-11	.273	28-1.2	22-1	2	14	7	4	29-1.3
Burgin	15	32	3-4	.750	2-4	.500	2-0.1	2-0	1	3	2	3	8-0.5
Team	—	—	—	—	—	—	103-2.9	—	—	—	—	—	—
Duke	36	7200	1163-2166	.537	643-953	.675	1369-38.0	750-24	684	648	141	318	3114-86.5
Opps	36	7200	914-2160	.423	558-820	.680	1175-32.6	821-38	463	724	85	262	2511-69.8

* Three-Point Field Goals (145-397, 365): Ferry (45-106, 425); Snyder (34-119, 286); Henderson (29-75, 387); Smith (25-53, 472); Koubek (9-37, 243); Brickey (2-6, 333); Laettner (1-1, 1,000). **Dunks (113):** Brickey 56; Abdelnaby 17; Henderson 12; Snyder 9; Ferry 9; Laettner 4; Smith 4; Davis 3; Koubek 2; Buckley 1. **Charges Taken (90):** Ferry 22; Snyder 12; Brickey 9; Koubek 9; Smith 9; Laettner 7; Abdelnaby 7; Henderson 6; Davis 4; Palmer 3; Buckley 3.

1989-90

Record: 29-9; Home: 13-1; Away: 7-5; Neutral: 9-3													
Player	G	MP	FG-FGA	Pct	FT-FTA	Pct	Reb-Avg	PF-DQ	Ast	TO	BS	St	Pts-Avg
*Hender	37	1165	251-531	.473	102-122	.836	141-3.8	82-2	85	97	5	56	683-18.5
*Laettner	38	1135	194-380	.511	225-269	.836	364-9.6	120-4	84	103	41	59	619-16.3
*Abdel.	38	947	217-350	.620	138-178	.775	252-6.6	99-3	27	56	48	26	572-15.1
*Brickey	30	791	129-252	.512	92-137	.672	163-5.4	83-3	60	81	27	34	350-11.7
*Hurley	38	1268	92-262	.351	110-143	.769	68-1.8	96-2	288	166	1	67	335-8.8
McCaff.	38	530	86-191	.450	69-87	.793	26-0.7	45-0	34	37	1	25	249-6.6
Davis	37	531	62-130	.477	61-95	.642	80-2.2	61-0	28	36	6	25	185-5.0
Koubek	38	574	66-149	.443	29-41	.707	92-2.4	55-0	18	33	3	19	180-4.7
Hill	34	430	46-89	.517	22-35	.629	74-2.2	49-0	25	22	6	24	117-3.4
Cook	18	73	9-19	.474	16-21	.762	5-0.3	7-0	11	12	1	4	34-1.9
Buckley	17	113	8-18	.444	15-19	.789	20-1.2	14-0	2	10	2	5	31-1.8
Palmer	21	143	11-23	.478	9-18	.500	46-2.2	23-0	1	6	6	4	31-1.5
Team	—	—	—	—	—	—	106-2.8	—	—	—	—	—	—
Duke	38	7700	1171-2394	.489	888-1165	.762	1437-37.8	734-14	663	661	147	348	3386-89.1
Opps	38	7700	1115-2473	.451	552-794	.695	1381-36.3	926-49	593	764	111	292	2910-76.6

* Three-Point Field Goals (156-401, 389): Henderson (79-191, 414); Hurley (41-115, 357); Koubek (19-47, 404); McCaffrey (8-25, 320); Laettner (6-12, 500); Hill (3-7, 429); Brickey (0-2, 000); Cook (0-2, 000). **Dunks (126):** Brickey 40; Abdelnaby 40; Laettner 15; Henderson 14; Davis 11; Buckley 3; Hill 2; Koubek 1. **Charges Taken (96):** Hurley 24; Brickey 17; Hill 10; Koubek 9; Abdelnaby 8; Laettner 7; Davis 6; McCaffrey 6; Henderson 5; Buckley 3; Palmer 1.

1990-91

Record: 32-7; Home: 16-0; Away: 8-5; Neutral: 8-2													
Player	G	MP	FG-FGA	Pct	FT-FTA	Pct	Reb-Avg	PF-DQ	Ast	TO	BS	St	Pts-Avg
*Laettner	39	1178	271-471	.575	211-263	.802	340-8.7	111-1	76	121	44	75	771-19.8
McCaffrey	38	941	167-347	.481	84-101	.832	69-1.8	50-0	71	67	4	34	442-11.6
*T. Hill	39	908	164-297	.552	101-136	.743	142-3.6	67-1	51	55	15	59	450-11.5
*Hurley	39	1353	141-333	.423	83-114	.728	93-2.4	100-4	289	151	3	51	441-11.3
*G. Hill	36	887	160-310	.516	81-133	.609	183-5.1	79-1	79	74	30	51	402-11.2
Davis	39	902	104-228	.456	89-122	.730	158-4.1	83-2	63	60	8	39	298-7.6
*Koubek	38	600	77-177	.435	39-48	.813	110-2.9	67-2	33	29	3	21	225-5.9
Lang	36	426	57-94	.606	40-76	.526	92-2.6	55-1	7	25	28	14	154-4.3
Palmer	38	407	51-79	.646	33-40	.825	77-2.0	69-1	10	28	19	11	135-3.6
Clark	23	104	13-29	.448	20-32	.625	17-0.7	15-0	8	25	2	5	48-2.1
Ast	17	51	12-18	.667	3-4	.750	10-0.6	7-0	6	3	0	0	28-1.6
Buckley	19	93	10-18	.556	7-20	.350	20-1.1	12-0	2	4	1	2	27-1.4
Team	—	—	—	—	—	—	103-2.6	—	—	—	—	—	—
Duke	39	7850	1227-2401	.511	791-1089	.726	1414-36.3	715-13	689	645	160	362	3421-87.7
Opps	39	7850	1087-2445	.445	525-792	.663	1327-34.0	865-na	528	779	111	299	2864-73.4

* Three-Point Field Goals (176-459, 383): Hurley (76-188, 404); Koubek (32-76, 421); McCaffrey (24-70, 343); T. Hill (21-52, 404); Laettner (18-53, 340); Clark (2-9, 222); G. Hill (1-2, 250); Ast (1-4, 250); Davis (1-5, 200). **Dunks (112):** G. Hill 33; T. Hill 26; Laettner 21; Davis 19; Lang 8; Palmer 6. **Charges Taken (71):** Davis 16; Palmer 14; Hurley 12; T. Hill 10; Laettner 5; Lang 5; McCaffrey 4; G. Hill 2; Koubek 2; Buckley 1.

1991-92

Record: 34-2; Home: 13-0; Away: 11-2; Neutral: 10-0													
Player	G	MP	FG-FGA	Pct	FT-FTA	Pct	Reb-Avg	PF-DQ	Ast	TO	BS	St	Pts-Avg
*Laettner	35	1128	254-442	.575	189-232	.815	275-7.9	90-1	69	116	32	74	751-21.5
*T. Hill	36	1102	196-367	.534	96-125	.768	121-3.4	75-1	54	50	16	60	525-14.6
*G. Hill	33	1000	182-298	.611	99-135	.733	187-5.7	91-2	134	80	27	39	463-14.0
*Hurley	31	1043	123-284	.433	105-133	.789	62-2.0	64-1	237	109	1	35	410-13.2
Davis	36	1111	140-291	.481	114-154	.740	163-4.5	82-4	69	53	9	42	402-11.2
Lang	34	763	77-137	.562	65-99	.657	139-4.1	87-1	23	43	10	20	219-6.4
Parks	34	435	60-105	.571	50-69	.725	81-2.4	57-0	13	30	35	5	170-5.0
Clark	34	268	33-61	.541	21-27	.778	27-0.8	26-0	22	21	4	7	99-2.9
Meek	25	143	22-38	.579	18-36	.500	30-1.2	18-1	5	6	5	3	62-2.5
Blakeney	29	175	13-23	.565	13-20	.650	24-0.8	10-0	17	17	0	7	40-1.4
Ast	14	44	5-12	.417	6-9	.667	14-1.0	6-0	2	4	1	1	16-1.1
Burt	19	38	3-11	.273	4-4	1.000	2-0.1	3-0	8	4	1	1	10-0.5
Team	—	—	—	—	—	—	105-2.9	—	—	—	—	—	—
Duke	36	7250	1108-2069	.536	780-1043	.748	1229-34.1	609-11	653	533	141	294	3167-88.0
Opps	36	7250	1033-2213	.467	379-583	.650	1129-31.4	837-na	557	639	115	232	2615-72.6

* Three-Point Field Goals (171-394, 434): Hurley (59-140, 421); Laettner (54-97, 557); T. Hill (37-91, 407); Clark (12-18, 667); Davis (8-39, 205); Blakeney (1-4, 250); G. Hill (0-1, 000); Ast (0-4, 000). **Dunks (146):** G. Hill 48; T. Hill 25; Laettner 21; Davis 18; Lang 16; Parks 2; Clark 4; Meek 2. **Charges Taken (48):** Davis 9; Laettner 8; Lang 7; G. Hill 7; T. Hill 6; Hurley 5; Clark 2; Meek 2.

1992-93

Record: 24-8; Home: 14-2; Away: 5-4; Neutral: 5-2													
Player	G	MP	FG-FGA	Pct	FT-FTA	Pct	Reb-Avg	PF-DQ	Ast	TO	BS	St	Pts-Avg
*G. Hill	26	822	185-320	.578	94-126	.746	166-6.4	61-1	72	63	36	64	468-18.0
*Hurley	32	1138	157-373	.421	143-178	.803	84-2.6	60-0	262	108	1	49	545-17.0
*T. Hill	32	1022	184-384	.479	100-147	.680	151-4.7	73-0	47	62	12	51	502-15.7
*Parks	32	899	161-247	.652	72-100	.720	220-6.9	68-0	14	56	64	25	394-12.3
Clark	32	600	79-155	.510	58-67	.866	73-2.3	60-0	46	39	1	23	233-7.3
*Lang	31	808	80-153	.523	55-84	.655	171-5.5	80-5	25	56	30	19	215-6.9
Collins	29	367	56-139	.403	20-32	.625	33-1.1	26-0	34	23	0	15	169-5.8
Meek	32	371	38-64	.594	36-63	.571	92-2.9	51-1	5	21	10	11	112-3.5
Moore	12	77	16-27	.593	3-3	1.000	24-2.0	12-0	4	7	5	2	35-2.9
Blakeney	30	305	32-77	.416	19-29	.655	45-1.5	32-0	20	33	1	11	87-2.9
Brown	15	31	0-5	.000	4-9	.444							

1996-97

Record: 24-9; Home: 15-2; Away: 7-4; Neutral: 2-3

Player	G	MP	FG-FGA	Pct	FT-FTA	Pct	Reb-Avg	PF-DQ	Ast	TO	BS	St	Pts-Avg
*Langd.	33	972	137-308	.445	113-126	.897	97-2.9	56-0	68	50	10	33	473-14.3
*Capel	33	880	142-309	.460	72-116	.621	91-2.8	68-3	85	74	5	32	408-12.4
*McLeod	33	797	142-290	.490	81-102	.794	175-5.3	105-5	29	57	34	30	392-11.9
Newton	30	688	111-197	.563	89-132	.674	184-6.1	67-2	18	36	32	26	311-10.4
Price	33	706	106-269	.394	65-98	.663	90-2.7	61-1	28	45	5	22	309-9.4
*Wojo	33	1032	66-149	.443	56-73	.767	100-3.0	81-4	176	58	0	82	229-6.9
*Carraw.	31	503	72-125	.576	27-47	.574	97-3.1	39-0	34	29	21	22	171-5.5
Chappell	32	383	52-146	.356	18-39	.462	54-1.7	34-0	17	24	2	8	146-4.6
Wallace	30	363	33-77	.429	19-26	.731	53-1.8	60-0	4	21	9	15	96-3.2
James	17	144	15-36	.417	11-20	.550	34-2.0	16-0	8	14	4	8	46-2.7
Domzalski	13	112	12-19	.632	4-8	.500	19-1.5	26-2	1	6	7	1	28-2.2
Singleton	8	28	5-10	.500	2-6	.333	2-0.3	8-0	2	1	2	0	12-1.5
Caldbeck	8	21	2-3	.667	2-2	1.000	3-0.4	1-0	0	1	0	0	6-0.8
Heaps	8	21	0-0	.000	2-6	.333	0-0.0	3-0	3	3	0	1	2-0.3
Team	—	—	—	—	—	—	118-3.6	—	—	—	—	—	—
Duke	33	6650	895-1938	.462	561-801	.700	1117-33.8	625-17	473	424	131	280	2629-79.7
Opps	33	6650	789-1868	.422	458-675	.679	1209-36.6	679-na	402	600	94	183	2185-66.2

• **Three-Point Field Goals (278-714, 389):** Langdon (86-195, 441); Capel (52-119, 437); Wojciechowski (41-104, 394); Price (32-108, 296); McLeod (27-72, 375); Chappell (24-73, 329); Wallace (11-25, 440); James (5-16, 313); Carrawell (0-2, 000).
Dunks (78): Carrawell 24; Newton 20; McLeod 15; Capel 6; Price 5; Chappell 3; Domzalski 3; James 1; Wallace 1. **Charges Taken (47):** Wallace 10; Wojciechowski 10; Capel 9; McLeod 7; Langdon 4; Chappell 2; Domzalski 2; Newton 2; Carrawell 1.

1997-98

Record: 32-4; Home: 15-0; Away: 10-2; Neutral: 7-2

Player	G	MP	FG-FGA	Pct	FT-FTA	Pct	Reb-Avg	PF-DQ	Ast	TO	BS	St	Pts-Avg
*McLeod	36	852	196-397	.494	113-160	.706	201-5.6	102-2	49	68	26	42	549-15.3
*Langdon	36	1035	171-385	.444	101-114	.886	104-2.9	77-0	70	58	8	22	528-14.7
*Brand	21	493	100-169	.592	81-134	.604	154-7.3	53-1	10	34	27	32	281-13.4
*Carrawell	32	710	121-251	.482	66-103	.641	117-3.7	38-0	35	49	23	19	322-10.1
Avery	35	674	102-239	.427	61-82	.744	69-2.0	54-0	87	60	1	34	297-8.5
Battler	36	887	96-178	.539	79-108	.731	230-6.4	67-0	40	25	53	51	275-7.6
Chappell	36	518	91-196	.464	39-64	.609	71-2.0	76-1	20	28	4	19	257-7.1
*Wojo	36	1016	70-181	.387	47-64	.734	87-2.4	80-1	164	64	0	74	241-6.7
Burgess	36	453	64-126	.508	26-77	.338	114-3.2	46-0	19	26	23	21	155-4.3
James	6	41	6-14	.429	7-9	.778	9-1.5	5-0	0	6	1	4	21-3.5
Domzalski	26	258	34-60	.567	12-21	.571	72-2.8	49-1	1	12	14	7	80-3.1
Price	21	167	22-62	.355	11-17	.647	23-1.1	16-0	12	8	1	9	56-2.7
Singleton	19	46	5-9	.556	3-5	.600	12-0.6	4-0	3	3	2	1	13-0.7
Simpson	15	28	2-10	.200	0-0	.000	4-0.3	2-0	1	2	0	0	4-0.3
Heaps	12	22	1-1	1.000	1-2	.500	4-0.3	1-0	3	1	0	4	3-0.3
Team	—	—	—	—	—	—	106-2.9	—	—	—	—	—	—
Duke	36	7200	1081-2278	.475	647-946	.740	1377-38.3	670-6	514	448	183	339	3082-85.6
Opps	36	7200	841-2045	.411	470-712	.660	1272-35.3	782-na	454	716	110	199	2308-64.1

• **Three-Point Field Goals (273-739, 369):** Langdon (85-215, 395); Wojciechowski (54-139, 388); McLeod (44-107, 411); Chappell (36-83, 434); Avery (32-108, 296); Carrawell (14-38, 368); Battler (4-24, 167); James (2-4, 500); Burgess (1-5, 200); Price (1-12, 083); Simpson (0-4, 000). **Dunks (106):** Carrawell 22; Burgess 20; Brand 18; Battler 14; McLeod 10; Chappell 7; Wojciechowski 7; Price 2; Avery 2; James 1; Langdon 1; Singleton 1. **Charges Taken (47):** Battler 29; Langdon 6; McLeod 5; Wojciechowski 3; Chappell 2; Avery 1; Domzalski 1; Singleton 1. **Forced Five-Second Calls (24):** Wojciechowski 13; Langdon 5; Battler 1; Avery 1; Chappell 1; James 1; McLeod 1; Price 1.

1998-99

Record: 37-2; Home: 14-0; Away: 10-0; Neutral: 13-2

Player	G	MP	FG-FGA	Pct	FT-FTA	Pct	Reb-Avg	PF-DQ	Ast	TO	BS	St	Pts-Avg
*Brand	39	1141	255-411	.620	181-256	.707	382-9.8	97-1	41	67	86	49	691-17.7
*Langd.	36	1117	191-413	.462	128-152	.842	123-3.4	84-0	69	64	3	52	622-17.3
*Avery	39	1210	201-416	.483	102-126	.810	137-3.5	86-1	196	102	1	57	580-14.9
*Magge	39	691	137-261	.525	111-155	.716	151-3.9	99-3	59	80	15	29	414-10.6
*Carraw.	39	1116	144-317	.454	79-137	.577	188-4.9	71-1	130	84	34	30	386-9.9
Battler	37	881	114-209	.545	71-98	.724	180-4.9	78-2	55	32	43	65	338-9.1
Burgess	39	608	86-140	.614	38-70	.543	154-3.9	79-2	30	36	35	23	212-5.4
James	39	573	69-152	.454	43-65	.662	102-2.6	52-1	34	53	6	26	196-5.0
Domzalski	30	296	39-73	.534	37-52	.712	90-3.0	53-1	8	25	20	14	115-3.8
Bryant	13	30	3-9	.333	1-4	.250	3-0.2	3-0	2	3	0	1	8-0.6
Simpson	26	80	1-8	.125	8-14	.571	9-0.3	5-0	4	9	0	1	10-0.4
J. Cald.	20	49	3-10	.300	1-6	.167	12-0.6	4-0	3	4	1	1	7-0.4
R. Cald.	12	23	1-3	.333	0-0	.000	4-0.3	2-0	0	1	0	0	2-0.2
Heaps	4	10	0-0	.000	0-0	.000	2-0.5	0-0	2	2	1	1	0-0.0
Team	—	—	—	—	—	—	108-2.8	—	—	—	—	—	—
Duke	39	7825	1244-2422	.514	800-1135	.705	1645-42.2	713-12	633	572	245	349	3581-91.8
Opps	39	7825	972-2486	.391	484-730	.663	1303-33.4	895-na	468	690	100	274	2619-67.2

• **Three-Point Field Goals (293-739, 396):** Langdon (112-254, 441); Avery (76-185, 411); Battler (39-94, 415); Maggette (29-84, 345); Carrawell (19-55, 345); James (15-52, 288); Burgess (2-4, 500); Bryant (1-3, 333); R. Caldbeck (0-2, 000); Simpson (0-6, 000). **Dunks (162):** Brand 50; Burgess 34; Maggette 29; Carrawell 23; James 12; Domzalski 10; Battler 4; Avery 1. **Charges Taken (56):** Battler 36; Langdon 7; James 3; Brand 3; Maggette 2; Domzalski 1; Simpson 1. **Forced Five-Second Calls (9):** Avery 4; Langdon 3; Brand 1; Maggette 1.

1999-00

Record: 29-5; Home: 13-2; Away: 9-0; Neutral: 7-3

Player	G	MP	FG-FGA	Pct	FT-FTA	Pct	Reb-Avg	PF-DQ	Ast	TO	BS	St	Pts-Avg
*Battler	34	1206	190-383	.496	134-164	.817	192-5.6	71-3	72	44	70	68	593-17.4
*Carraw.	34	1212	205-422	.486	137-176	.778	206-6.1	58-0	110	69	36	34	576-16.9
*Williams	34	1157	179-427	.419	61-89	.685	143-4.2	86-1	220	139	6	81	492-14.5
*Boozier	34	807	164-267	.614	115-155	.742	213-6.3	90-3	37	54	23	37	443-13.0
*James	34	970	136-290	.469	55-77	.714	153-4.5	71-3	63	63	8	47	373-11.0
Dunleavy	30	724	97-211	.460	45-61	.738	128-4.3	53-1	50	61	14	33	273-9.1
Horvath	32	269	36-76	.474	14-18	.778	58-1.8	40-0	10	13	6	13	104-3.3
Christen.	31	295	20-51	.392	21-36	.583	70-2.3	52-1	10	11	11	7	61-2.0
Sanders	25	144	12-24	.500	22-34	.647	29-1.2	17-0	1	9	17	4	46-1.8
Buckner	20	68	3-6	.500	10-17	.588	9-0.5	6-0	8	2	0	5	19-1.0
Caldbeck	8	15	1-5	.200	2-4	.500	2-0.3	0-0	0	0	0	1	5-0.6
Simpson	17	46	2-10	.200	2-2	1.000	3-0.2	5-0	3	6	0	3	7-0.4
Borman	10	12	0-0	.000	0-0	.000	1-0.1	3-0	0	0	0	0	0-0.0
Team	—	—	—	—	—	—	106-3.1	—	—	—	—	—	—
Duke	34	6925	1045-2172	.481	618-833	.742	1313-38.6	552-12	584	480	191	333	2992-88.0
Opps	34	6925	934-2238	.417	360-537	.670	1283-37.7	690-na	472	607	123	240	2425-71.3

• **Three-Point Field Goals (284-742, 383):** Battler (79-178, 444); Williams (73-206, 354); James (46-122, 377); Dunleavy (34-97, 351); Carrawell (29-77, 377); Horvath (18-50, 360); Buckner (3-4, 750); Caldbeck (1-3, 333); Simpson (1-5, 200). **Dunks (113):** Boozier 40; Carrawell 23; Battler 15; James 12; Williams 8; Dunleavy 6; Sanders 4; Christensen 3; Horvath 2. **Charges Taken (36):** Battler 20; Dunleavy 10; James 3; Boozier 1; Sanders 1; Williams 1. **Forced Five-Second Calls (12):** Williams 6; Carrawell 3; Dunleavy 1; James 1; Horvath 1.

2000-01

Record: 35-4; Home: 13-2; Away: 8-1; Neutral: 14-1

Player	G	MP	FG-FGA	Pct	FT-FTA	Pct	Reb-Avg	PF-DQ	Ast	TO	BS	St	Pts-Avg
*Williams	39	1240	285-603	.473	139-211	.659	128-3.3	87-0	237	154	5	78	841-21.6
*Battler	39	1363	251-533	.471	152-191	.796	285-7.3	80-3	72	60	88	82	778-19.9
*Boozier	32	820	160-265	.604	105-146	.719	208-6.5	91-2	40	38	28	28	4

2003-04

Record: 31-6; Home: 14-1; Away: 8-2; Neutral: 9-3

Player	G	MP	FG-FGA	Pct	FT-FTA	Pct	Reb-Avg	PF-DQ	Ast	TO	BS	St	Pts-Avg
*Redick	37	1152	172-407	.423	143-150	.953	115-3.1	78-0	58	70	3	27	589-15.9
*Deng	37	1149	210-442	.475	98-138	.710	255-6.9	82-0	68	83	39	49	558-15.1
*Ewing	37	1131	151-362	.417	92-124	.742	96-2.6	107-5	69	64	5	62	468-12.6
*Williams	37	963	164-280	.586	138-200	.690	134-8.5	120-6	34	87	11	36	468-12.6
*Duhon	37	1311	138-308	.448	65-90	.722	150-4.1	76-1	225	104	7	80	370-10.0
Randolph	37	709	94-159	.591	70-105	.667	168-4.5	109-3	20	51	61	26	260-7.0
Dockery	27	571	46-112	.411	17-33	.515	50-1.4	64-1	47	26	1	56	112-3.0
Thomp	3	11	2-3	.667	3-4	.750	1-0.3	3-0	0	0	1	0	7-2.3
Horvath	34	218	22-43	.512	19-33	.576	51-1.5	39-2	6	8	10	8	64-1.9
Melchi	27	145	13-33	.394	5-5	1.000	19-0.7	14-0	4	6	2	3	40-1.5
Johnson	13	28	4-4	1.000	3-4	.750	6-0.5	1-0	1	1	0	1	11-0.8
Borman	16	34	2-3	.667	2-4	.500	3-0.2	2-0	4	4	0	1	7-0.4
Davidson	11	19	0-3	.000	0-0	.000	1-0.1	0-0	0	1	0	1	0-0.0
Pagliuca	4	9	0-2	.000	0-0	.000	1-0.3	1-0	0	0	0	0	0-0.0
Team	—	—	—	—	—	—	121-3.3	2	—	6	—	—	—

Duke 37 7450 1018-2161 .471 655-890 .736 1351-36.5 399-18 536 511 240 340 2954-79.8
 Opps 37 7450 876-2154 .407 478-689 .694 1265-34.2 776-na 436 637 124 244 2406-65.0
 • Three-Point Field Goals (263-722, .364): Redick (102-258, .395); Ewing (74-180, .411); Deng (40-111, .360); Duhon (29-96, .302); Melchioni (9-25, .360); Randolph (2-10, .200); Borman (1-2, .500); Horvath (1-7, .143); Dockery (3-25, .120); Pagliuca (0-1, .000); Davidson (0-2, .000) **Dunks (95):** Williams 36, Deng 28, Randolph 25, Duhon 2, Horvath 2, Ewing 2. **Charges Taken (47):** Randolph 15; Redick 9; Deng 7; Duhon 7; Williams 4; Ewing 2; Melchioni 1; Dockery 1; Horvath 1. **Forced Five-Second Calls (5):** Duhon 3; Dockery 1; Randolph 1.

2004-05

Record: 27-6; Home: 14-1; Away: 5-4; Neutral: 8-1

Player	G	MP	FG-FGA	Pct	FT-FTA	Pct	Reb-Avg	PF-DQ	Ast	TO	BS	St	Pts-Avg
*Redick	33	1231	202-495	.408	196-209	.938	108-3.3	37-0	86	82	2	35	721-21.8
*Williams	33	1109	191-328	.582	131-198	.662	369-11.2	96-3	31	85	122	42	513-15.5
*Ewing	33	1138	181-424	.427	74-107	.692	104-3.2	99-4	132	98	13	65	505-15.3
*Melchi	33	716	80-197	.406	36-56	.643	111-3.4	69-5	30	35	5	23	253-7.7
*Nelson	33	634	66-165	.400	59-111	.532	150-4.5	63-2	27	47	9	28	206-6.2
Dockery	27	720	52-109	.477	40-52	.769	76-2.8	81-4	61	40	8	43	168-6.2
Randolph	29	548	46-117	.393	32-60	.533	125-4.3	89-4	27	30	44	30	127-4.4
McClure	25	184	17-39	.436	8-15	.533	34-1.4	15-0	11	10	8	9	43-1.7
Love	21	215	15-32	.469	3-7	.429	57-2.7	39-2	11	10	5	12	33-1.6
Johnson	22	87	3-5	.600	2-2	1.000	25-1.1	17-0	4	2	4	0	8-0.4
Davidson	18	32	0-2	.000	4-4	1.000	4-0.2	4-0	1	0	0	0	4-0.2
Perkins	5	5	0-1	.000	0-0	.000	1-0.2	2-0	0	1	0	0	0-0.0
Novick	2	0	0-0	.000	0-0	.000	0-0.0	1-0	0	0	0	0	0-0.0
Pagliuca	5	6	0-1	.000	0-0	.000	0-0.0	0-0	0	0	0	0	0-0.0
Team	—	—	—	—	—	—	97-2.9	2	—	14	—	—	—

Duke 33 6625 853-1915 .445 585-821 .713 1261-38.2 612-24 421 454 220 287 2581-78.2
 Opps 33 6625 783-2006 .390 459-643 .714 1208-36.6 698-na 328 511 132 247 2153-65.2
 • Three-Point Field Goals (290-763, .380): Redick (121-300, .403); Ewing (69-199, .347); Melchioni (57-144, .396); Dockery (24-56, .429); Nelson (15-47, .319); Randolph (3-13, .231); McClure (1-3, .333); Love (0-1, .000) **Dunks (74):** Williams 30, Ewing 17, Randolph 14, Nelson 7, Love 4, McClure 2, Melchioni 2. **Charges Taken (49):** Randolph 22; Melchioni 6; Dockery 5; Redick 5; Love 4; Williams 3; Ewing 2; Nelson 1; McClure 1. **Forced Five-Second Calls (7):** Dockery 2; Nelson 2; Ewing 2; Redick 1.

2005-06

Record: 32-4; Home: 14-1; Away: 9-2; Neutral: 9-1

Player	G	MP	FG-FGA	Pct	FT-FTA	Pct	Reb-Avg	PF-DQ	Ast	TO	BS	St	Pts-Avg
*Redick	36	1336	302-643	.470	221-256	.863	71-2.0	54-0	95	90	2	52	964-26.8
*Williams	36	1198	237-411	.577	201-270	.744	384-10.7	114-2	39	89	137	60	677-18.8
*McRoberts	36	883	115-190	.605	77-116	.664	189-5.3	107-3	53	51	46	41	312-8.7
Nelson	24	517	61-134	.455	24-37	.649	82-3.4	49-1	29	42	3	20	171-7.1
*Dockery	36	1069	93-200	.465	36-52	.692	108-3.0	89-1	94	48	4	61	256-7.1
*Paulus	36	1163	72-193	.373	76-97	.784	101-2.8	79-2	187	118	0	56	242-6.7
*Melchi	36	717	64-176	.364	38-57	.667	116-3.2	76-1	33	26	5	35	206-5.7
Pocius	28	172	16-33	.485	5-8	.625	8-0.3	20-1	13	12	0	8	42-1.5
Boykin	26	70	8-17	.471	9-10	.900	20-0.8	16-0	2	7	4	2	25-1.0
Boateng	20	50	6-7	.857	2-2	1.000	12-0.6	11-0	1	5	0	1	14-0.7
Perkins	6	12	1-2	.500	0-0	.000	1-0.2	0-0	0	0	0	0	3-0.5
Johnson	13	23	3-3	1.000	0-0	.000	4-0.3	6-0	0	2	1	0	6-0.5
J.Davidson	10	11	1-2	.500	0-0	.000	1-0.1	0-0	0	1	0	1	3-0.3
Pagliuca	1	4	0-0	.000	0-0	.000	0-0.0	0-0	0	0	0	0	0-0.0
Team	—	—	—	—	—	—	107-3.0	0	—	5	—	—	—

Duke 36 7225 979-2011 .487 689-905 .761 1204-33.4 621-11 546 496 202 337 2921-81.1
 Opps 36 7225 951-2215 .429 408-612 .667 1301-36.1 760-na 438 582 133 258 2453-68.1
 • Three-Point Field Goals (274-709, .386): Redick (139-330, .421); Melchioni (40-125, .320); Dockery (34-86, .395); Nelson (25-61, .410); Paulus (22-70, .314); McRoberts (5-13, .385); Pocius (5-16, .313); Williams (2-6, .333); J. Davidson (1-1, 1.000) **Dunks (79):** Williams 58, McRoberts 54, Nelson 5, Boateng 2, Redick 2, Melchioni 1. **Charges Taken (30):** Redick 12; Melchioni 11; Williams 7; Paulus 5; Pocius 4; Dockery 4; Nelson 4; McRoberts 1. **Forced Five-Second Calls (9):** Dockery 3; Paulus 3; Nelson 2, TEAM 1.

2006-07

Record: 22-11; Home: 15-4; Away: 5-4; Neutral: 2-3

Player	G	MP	FG-FGA	Pct	FT-FTA	Pct	Reb-Avg	PF-DQ	Ast	TO	BS	St	Pts-Avg
*Nelson	33	1052	174-364	.478	73-123	.593	177-5.4	76-2	66	82	17	44	465-14.1
*McRoberts	33	1164	164-327	.502	97-146	.664	260-7.9	83-2	114	80	82	39	430-13.0
*Scheyer	33	1112	113-284	.398	115-136	.846	110-3.3	57-1	61	52	5	39	402-12.2
*Paulus	33	1068	130-285	.456	61-81	.753	73-2.2	94-4	124	101	2	38	389-11.8
Henderson	32	618	87-193	.451	37-59	.627	92-2.9	46-1	35	43	10	16	219-6.8
McClure	33	716	54-110	.491	26-42	.619	163-4.9	68-2	18	41	24	39	138-4.2
*Thomas	31	463	46-81	.568	32-54	.593	76-2.5	84-1	1	43	3	17	124-4.0
Zoubek	32	235	33-63	.524	32-48	.667	71-2.2	37-0	6	37	9	4	98-3.1
Pocius	27	193	19-44	.432	6-7	.857	15-0.6	24-0	8	18	1	3	52-1.9
Boykin	3	30	2-2	1.000	0-0	.000	12-4.0	5-0	0	1	3	2	4-1.3
J.Davidson	11	15	0-1	.000	2-2	1.000	3-0.3	2-0	0	2	0	0	2-0.2
Pagliuca	3	2	0-0	.000	0-0	.000	0-0.0	1-0	0	0	0	0	0-0.0
Sutton	1	2	0-0	.000	0-0	.000	0-0.0	0-0	0	0	0	0	0-0.0
Johnson	3	5	0-0	.000	0-0	.000	0-0.0	0-0	0	0	1	0	0-0.0
Torney	0	0	0-0	.000	0-0	.000	0-0.0	0-0	0	0	0	0	0-0.0
Team	—	—	—	—	—	—	113-3.4	0	—	9	—	—	—

Duke 33 822-1754 .469 481-698 .689 1165-35.3 577-13 433 509 157 241 2323-70.4
 Opps 33 765-1812 .422 378-536 .705 1004-30.4 654-16 375 491 115 251 2047-62.0
 • Three-Point Field Goals (198-520, .381): Paulus (68-151, .450); Scheyer (61-167, .365); Nelson (44-121, .364); Henderson (8-25, .320); Pocius (8-26, .308); McRoberts (5-23, .217); McClure (4-7, .571). **Dunks (117):** McRoberts 42, Nelson 34, Henderson 21, McClure 8, Thomas 8, Zoubek 3, Pocius 1. **Charges Taken (51):** Paulus 10, Thomas 9, Henderson 7, Scheyer 6, Nelson 6, McRoberts 5, Pocius 4, Zoubek 2, Boykin 1, McClure 1. **Forced Five-Second Calls (8):** Paulus 2, Thomas 2, Scheyer 2, Nelson 1, TEAM 1.

2007-08

Record: 28-6; Home: 15-1; Away: 8-2; Neutral: 5-3

Player	G	MP	FG-FGA	Pct	FT-FTA	Pct	Reb-Avg	PF-DQ	Ast	TO	BS	St	Pts-Avg
*Nelson	34	1051	172-351	.490	110-183	.601	197-5.8	77-2	100	84	11	53	494-14.5
*Singler	34	972	159-348	.457	82-106	.774	198-5.8	104-3	48	75	25	36	451-13.3
*Henderson	34	891	156-329	.474	101-151	.669	160-4.7	70-1	56	68	31	39	433-12.7
Scheyer	34	963	115-259	.444	120-135	.889	134-3.9	56-0	83	37	9	46	397-11.7
*Paulus	34	943	118-279	.423	67-81	.827	73-2.1	85-1	109	55	2	50	386-11.4
Smith	34	500	70-150	.467	40-52	.769	52-1.5	58-0	45	49	5	18	202-5

2009-10

Record: 35-5; Home: 17-0; Away: 5-5; Neutral: 13-0

Player	G	MP	FG-FGA	Pct	FT-FTA	Pct	Reb-Avg	PF-DQ	Ast	TO	BS	St	Pts-Avg
*Scheyer	40	1470	212-531	.399	194-221	.878	144-3.6	54-0	194	65	10	65	728-18.2
*Singler	40	1436	228-550	.415	166-208	.798	280-7.0	86-1	96	79	32	41	707-17.7
*Smith	38	1349	239-542	.441	122-159	.767	106-2.8	66-0	114	69	9	45	660-17.4
Zoubek	40	746	90-141	.638	43-78	.551	309-7.7	138-8	39	48	31	27	223-5.6
Mi. Plumlee	40	654	83-148	.561	39-59	.661	197-4.9	103-3	12	43	26	20	206-5.2
*Thomas	40	1013	68-155	.439	55-74	.743	194-4.9	121-4	36	61	8	24	191-4.8
Dawkins	38	477	54-136	.397	25-34	.735	43-1.1	36-1	13	15	2	11	169-4.4
Ma. Plumlee	34	480	49-106	.462	25-46	.543	105-3.1	73-1	30	32	30	18	125-3.7
Czyz	6	61	7-12	.583	0-0	.000	12-2.0	4-0	5	3	0	2	15-2.5
Kelly	35	227	16-45	.356	4-6	.667	38-1.1	34-0	13	8	14	8	41-1.2
Davidson	21	55	1-5	.200	6-10	.600	5-0.2	6-0	3	3	0	1	9-0.4
Johnson	14	24	1-3	.333	3-4	.750	3-0.2	0-0	0	0	0	2	5-0.4
Peters	7	8	0-0	.000	0-0	.000	1-0.1	0-0	0	1	0	0	0-0.0
Zafirovski	0	0	0-0	.000	0-0	.000	0-0.0	0-0	0	0	0	0	0-0.0
Team	—	—	—	—	—	—	123-3.2	—	—	12	—	—	—
Duke	40	8000	1048-2374	.441	682-899	.759	1560-39.0	721-18	555	439	162	264	3079-77.0
Opps	40	8000	883-2202	.401	515-749	.688	1310-32.8	781-17	432	566	155	210	2439-61.0

* Three-Point Field Goals (301-782, .385): Scheyer (110-287, .383), Singler (85-213, .399), Smith (60-153, .392), Dawkins (36-95, .379), Kelly (5-19, .263), Ma. Plumlee (2-8, .250), Mi. Plumlee (1-1, 1.000), Davidson (1-2, .500), Czyz (1-4, .250). **Dunks (86):** Mi. Plumlee 33, Ma. Plumlee 24, Smith 9, Thomas 7, Singler 4, Czyz 3, Kelly 2, Zoubek 2, Dawkins 2. **Charges Taken (54):** Thomas 16, Zoubek 16, Singler 7, Scheyer 6, Kelly 4, Smith 4, Mi. Plumlee 1. **Forced Five-Second Calls (3):** Smith 2, TEAM 1.

2010-11

Record: 32-5; Home: 17-0; Away: 6-4; Neutral: 9-1

Player	G	MP	FG-FGA	Pct	FT-FTA	Pct	Reb-Avg	PF-DQ	Ast	TO	BS	St	Pts-Avg
*Smith	37	1259	260-568	.458	187-230	.813	166-4.5	72-0	189	118	3	45	764-20.6
Irving	11	303	55-104	.529	64-71	.901	37-3.4	23-0	47	27	6	16	192-17.5
*Singler	37	1286	219-509	.430	125-155	.806	253-6.8	98-1	60	70	12	34	625-16.9
*Curry	37	924	101-239	.423	67-85	.788	67-1.8	63-2	74	35	5	52	333-9.0
Dawkins	37	778	100-208	.481	34-43	.791	70-1.9	59-1	21	28	4	21	298-8.1
Ma. Plumlee	37	949	112-189	.593	41-93	.441	309-8.4	96-5	58	71	62	33	265-7.2
*Kelly	37	743	95-184	.516	33-41	.805	138-3.7	77-0	31	30	51	25	245-6.6
Mi. Plumlee	37	628	72-139	.518	32-54	.593	181-4.9	88-2	13	35	17	22	176-4.8
Thornton	34	337	13-29	.448	26-31	.839	22-0.6	53-2	33	22	1	16	56-1.6
Hairston	27	165	13-36	.361	13-23	.565	33-1.2	26-0	3	8	1	4	39-1.4
Zafirovski	5	11	0-1	.000	0-0	.000	0-0.0	1-0	0	0	0	0	0-0.0
Peters	10	17	0-0	.000	0-0	.000	3-0.3	0-0	0	0	0	1	0-0.0
Team	—	—	—	—	—	—	120-3.2	1-0	—	3	—	—	—
Duke	37	7400	1040-2206	.471	622-826	.753	1399-37.8	657-13	529	447	162	269	2993-80.9
Opps	37	7400	896-2212	.405	426-655	.650	1299-35.1	745-18	438	546	105	219	2394-64.7

* Three-Point Field Goals (291-778, .374): Irving (18-39, .462), Curry (64-147, .435), Dawkins (64-150, .427), Smith (57-163, .350), Singler (62-193, .321), Kelly (22-69, .319), Thornton (4-15, .267), Ma. Plumlee (0-2, .000). **Dunks (114):** Ma. Plumlee 46, Mi. Plumlee 23, Smith 19, Kelly 14, Dawkins 6, Singler 4, Hairston 2. **Charges Taken (61):** Kelly 19, Singler 18, Thornton 7, Mi. Plumlee 4, Curry 3, Hairston 3, Ma. Plumlee 3, Smith 3, Dawkins 1. **Forced Five-Second Calls (3):** Smith 2, TEAM 1.

2011-12

Record: 27-7; Home: 13-3; Away: 8-1; Neutral: 6-3

Player	G	MP	FG-FGA	Pct	FT-FTA	Pct	Reb-Avg	PF-DQ	Ast	TO	BS	St	Pts-Avg
*Rivers	34	1129	174-402	.433	121-184	.658	115-3.4	76-2	71	79	1	33	527-15.5
*Curry	34	1026	141-336	.420	103-118	.873	89-2.6	73-2	83	69	7	43	449-13.2
*Kelly	31	803	107-241	.444	113-140	.807	167-5.4	71-1	35	43	31	24	367-11.8
Ma. Plumlee	34	964	143-250	.572	93-176	.528	312-9.3	86-1	55	74	55	26	379-11.1
Dawkins	34	760	92-230	.400	34-46	.739	70-2.1	62-0	20	27	2	14	285-8.4
Mi. Plumlee	34	697	89-146	.610	48-76	.632	242-7.1	78-3	18	42	32	18	226-6.6
Cook	33	387	47-116	.405	38-49	.776	34-1.0	26-0	63	18	2	14	146-4.4
Thornton	34	717	39-103	.379	33-44	.750	63-1.9	95-4	69	34	0	31	138-4.1
Hairston	29	246	31-69	.449	16-24	.667	42-1.4	39-1	5	15	4	4	78-2.7
Gbinije	19	111	11-20	.550	7-7	1.000	16-0.8	19-0	3	8	1	3	33-1.7
Zafirovski	5	10	0-2	.000	0-0	.000	2-0.4	1-0	1	1	1	0	0-0.0
Team	—	—	—	—	—	—	97-2.9	—	—	5	—	—	—
Duke	34	6850	874-1915	.456	606-864	.701	1249-36.7	626-14	423	415	136	210	2628-77.3
Opps	34	6850	864-1996	.433	453-657	.689	1159-34.1	708-24	380	434	89	194	2334-68.6

* Three-Point Field Goals (274-739, .371): Kelly (40-98, .408), Gbinije (4-10, .400), Dawkins (67-171, .392), Curry (64-167, .383), Rivers (58-159, .365), Thornton (27-77, .351), Cook (14-56, .250), Hairston (0-1, .000). **Dunks (112):** Ma. Plumlee 60, Mi. Plumlee 27, Kelly 12, Dawkins 5, Rivers 4, Hairston 2, Gbinije 2. **Charges Taken (38):** Kelly 14, Thornton 10, Curry 5, Hairston 3, Mi. Plumlee 2, Ma. Plumlee 2, Cook 1, Dawkins 1. **Forced Five-Second Calls (2):** Cook 1, Rivers 1.

2012-13

Record: 30-6; Home: 16-0; Away: 5-4; Neutral: 9-2

Player	G	MP	FG-FGA	Pct	FT-FTA	Pct	Reb-Avg	PF-DQ	Ast	TO	BS	St	Pts-Avg
*Curry	35	1130	197-424	.465	123-152	.809	89-2.5	60-0	54	42	6	30	612-17.5
Ma. Plumlee	36	1248	221-369	.599	173-254	.681	359-10.0	92-3	70	103	52	36	615-17.1
*Kelly	23	664	96-212	.453	69-85	.812	122-5.3	55-3	38	23	37	16	296-12.9
*Cook	36	1208	151-363	.416	64-73	.877	138-3.8	96-2	190	80	5	51	421-11.7
*Sulaimon	36	1050	137-323	.424	93-116	.802	121-3.4	79-1	68	45	2	27	416-11.6
Jefferson	32	405	51-94	.543	25-41	.610	92-2.9	53-2	7	12	16	12	127-4.0
Thornton	36	791	41-101	.406	17-25	.680	82-2.3	99-6	79	38	4	46	130-3.6
Hairston	35	444	36-80	.450	18-26	.692	73-2.1	85-5	8	19	6	5	90-2.6
Murphy	31	194	27-55	.491	5-12	.417	30-1.0	18-0	0	11	3	5	64-2.1
Zafirovski	7	16	2-4	.500	1-4	.250	3-0.4	3-0	0	0	1	1	5-0.7
Mi. Plumlee	19	50	1-8	.125	0-8	.000	11-0.6	5-0	1	5	3	3	2-0.1
Team	—	—	—	—	—	—	88-2.4	—	—	5	—	—	—
Duke	36	7200	960-2033	.472	588-796	.739	1208-33.6	645-22	515	383	135	232	2778-77.2
Opps	36	7200	852-2049	.416	486-671	.724	1249-34.7	703-20	341	502	110	179	2350-65.3

* Three-Point Field Goals (270-676, .399): Curry (95-217, .438), Kelly (35-83, .422), Cook (55-140, .393), Thornton (31-79, .392), Sulaimon (49-132, .371), Murphy (5-24, .208), Hairston (0-1, .000). **Dunks (102):** Ma. Plumlee 87, Sulaimon 6, Jefferson 3, Kelly 2, Hairston 2, Murphy 2. **Charges Taken (67):** Hairston 20, Sulaimon 11, Kelly 9, Thornton 8, Curry 6, Cook 2, Plumlee 2. **Forced Five-Second Calls (2):** Cook 1, Team 1.

RECORDS

Annual Statistical Leaders

▲ - ACC annual statistical champion in that category

Points

1929	Joe Croson (So)	173
1930	Joe Croson (Jr)	189
1931	Joe Croson (Sr)	196
1932	James Thompson (So)	180
1933	James Thompson (Jr)	208
1934	James Thompson (Sr)	231
1935	Charles Kunkle (Jr)	124
1936	Kenneth Podger (Jr)	168
1937	Kenneth Podger (Sr)	196
1938	Edwin Swindell (Jr)	206
1939	Edwin Swindell (Sr)	190
1940	Bill Mock (Jr)	184
1941	Charles Holley (Sr)	203
1942	Cedric Loftis (Jr)	200
1943	Gordon Carver (So)	309
1944	Gordon Carver (Jr)	297
1945	Bill Sapp	221
1946	Ed Koffenberger (Jr)	317
1947	Ed Koffenberger (Sr)	416
1948	Corren Youmans (So)	329
1949	Corren Youmans (Jr)	254
1950	Corren Youmans (Sr)	352
1951	Dick Groat (Jr)	831
1952	Dick Groat (Sr)	780
1953	Bernie Janicki (Jr)	436
1954	Bernie Janicki (Sr)	364
1955	Ronnie Mayer (Jr)	607
1956	Ronnie Mayer (Sr)	553
1957	Jim Newcome (Jr)	347
1958	Jim Newcome (Sr)	331
1959	Carroll Youngkin (So)	399
1960	Howard Hurt (Jr)	376
1961	Art Heyman (So)	629
1962	Art Heyman (Jr)	608
▲ 1963	Art Heyman (Sr)	747
1964	Jeff Mullins (Sr)	750
1965	Bob Verga (So)	534
1966	Jack Marin (Sr)	558
▲ 1967	Bob Verga (Sr)	705
1968	Mike Lewis (Sr)	608
1969	Randy Denton (So)	486
1970	Randy Denton (Jr)	560
1971	Randy Denton (Sr)	612
1972	Chris Redding (So)	385
1973	Chris Redding (Jr)	440
1974	Bob Fleischer (Jr)	407
1975	Bob Fleischer (Sr)	447
1976	Tate Armstrong (Jr)	654
1977	Jim Spanarkel (So)	519
1978	Jim Spanarkel (Jr)	708
1979	Mike Gminski (Jr)	565
1980	Mike Gminski (Sr)	704
▲ 1981	Gene Banks (Sr)	499
▲ 1982	Vince Taylor (Sr)	549
1983	Johnny Dawkins (Fr)	506
1984	Johnny Dawkins (So)	659
1985	Johnny Dawkins (Jr)	582
1986	Johnny Dawkins (Sr)	809
1987	Danny Ferry (So)	461
▲ 1988	Danny Ferry (Jr)	667
▲ 1989	Danny Ferry (Sr)	791
1990	Phil Henderson (Sr)	683
1991	Christian Laettner (Jr)	771
1992	Christian Laettner (Sr)	751
1993	Bobby Hurley (Sr)	545
1994	Grant Hill (Sr)	591
1995	Cherokee Parks (Sr)	589
1996	Jeff Capel (Jr)	514
1997	Trajan Langdon (So)	473
1998	Roshown McLeod (Sr)	549
1999	Elton Brand (So)	691
2000	Shane Battier (Jr)	593
▲ 2001	Jason Williams (So)	841
▲ 2002	Jason Williams (Jr)	746
2003	Dahntay Jones (Sr)	583
2004	J.J. Redick (So)	589
▲ 2005	J.J. Redick (Jr)	721
▲ 2006	J.J. Redick (Sr)	964
2007	Demarcus Nelson (Jr)	465

2008	DeMarcus Nelson (Sr)	494
2009	Gerald Henderson (Jr)	610
2010	Jon Scheyer (Sr)	728
▲ 2011	Nolan Smith (Sr)	764
2012	Austin Rivers (Fr)	527
2013	Mason Plumlee (Sr)	615

Points Per Game

1929	Joe Croson (So)	8.7
1930	Joe Croson (Jr)	9.5
1931	Joe Croson (Sr)	9.3
1932	James Thompson (So)	7.2
1933	James Thompson (Jr)	9.5
1934	James Thompson (Sr)	9.6
1935	Charles Kunkle (Jr)	4.8
1936	Kenneth Podger (Jr)	6.5
1937	Kenneth Podger (Sr)	8.5
1938	Edwin Swindell (Jr)	8.6
1939	Edwin Swindell (Sr)	8.6
1940	Bill Mock (Jr)	7.1
1941	Charles Holley (Sr)	9.2
1942	Cedric Loftis (Jr)	8.3
1943	Gordon Carver (So)	11.9
1944	Gordon Carver (Jr)	13.3
1945	Bill Sapp	11.6
1946	Ed Koffenberger (Jr)	11.7
1947	Ed Koffenberger (Sr)	15.4
1948	Corren Youmans (So)	12.1
1949	Corren Youmans (Jr)	11.5
1950	Corren Youmans (Sr)	11.8
1951	Dick Groat (Jr)	25.2
1952	Dick Groat (Sr)	26.0
1953	Bernie Janicki (Jr)	16.8
1954	Bernie Janicki (Sr)	13.5
1955	Ronnie Mayer (Jr)	21.7
1956	Ronnie Mayer (Sr)	22.1
1957	Jim Newcome (Jr)	14.5
1958	Jim Newcome (Sr)	13.2
1959	Carroll Youngkin (So)	15.9
1960	Howard Hurt (Jr)	13.4
	Carroll Youngkin (Jr)	13.4
1961	Art Heyman (So)	25.2
1962	Art Heyman (Jr)	25.3
▲ 1963	Art Heyman (Sr)	24.9
1964	Jeff Mullins (Sr)	24.2
1965	Bob Verga (So)	21.4
1966	Jack Marin (Sr)	18.9
▲ 1967	Bob Verga (Sr)	26.1
1968	Mike Lewis (Sr)	21.7
1969	Randy Denton (So)	17.4
1970	Randy Denton (Jr)	21.5
1971	Randy Denton (Sr)	20.4
1972	Richie O'Conner (Jr)	15.4
1973	Chris Redding (Jr)	16.9
1974	Bob Fleischer (Jr)	15.7
1975	Bob Fleischer (Sr)	17.2
1976	Tate Armstrong (Jr)	24.2
1977	Tate Armstrong (Sr)	22.7
1978	Jim Spanarkel (Jr)	20.8
1979	Mike Gminski (Jr)	18.8
1980	Mike Gminski (Sr)	21.3
▲ 1981	Gene Banks (Sr)	18.5
▲ 1982	Vince Taylor (Sr)	20.3
1983	Johnny Dawkins (Fr)	18.1
1984	Johnny Dawkins (So)	19.4
1985	Johnny Dawkins (Jr)	18.8
1986	Johnny Dawkins (Sr)	20.2
1987	Danny Ferry (So)	14.0
▲ 1988	Danny Ferry (Jr)	19.1
▲ 1989	Danny Ferry (Sr)	22.6
1990	Phil Henderson (Sr)	18.5
1991	Christian Laettner (Jr)	19.8
1992	Christian Laettner (Sr)	21.5
1993	Grant Hill (Jr)	18.0
1994	Grant Hill (Sr)	17.4
1995	Cherokee Parks (Sr)	19.0
1996	Jeff Capel (Jr)	16.6
1997	Trajan Langdon (So)	14.3
1998	Roshown McLeod (Sr)	15.3
1999	Elton Brand (So)	17.7
2000	Shane Battier (Jr)	17.4
▲ 2001	Jason Williams (So)	21.6

▲ 2002	Jason Williams (Jr)	21.3
2003	Dahntay Jones (Sr)	17.7
2004	J.J. Redick (So)	15.9
▲ 2005	J.J. Redick (Jr)	21.8
▲ 2006	J.J. Redick (Sr)	26.8
2007	DeMarcus Nelson (Jr)	14.1
2008	DeMarcus Nelson (Sr)	14.5
2009	Gerald Henderson (Jr)	16.5
	Kyle Singler (So)	16.5
2010	Jon Scheyer (Sr)	18.2
▲ 2011	Nolan Smith (Sr)	20.6
2012	Austin Rivers (Fr)	15.5
2013	Seth Curry (Sr)	17.5

Field Goals Made

1943	Gordon Carver (So)	147
1944	William Wright (So)	129
1946	Ed Koffenberger (Jr)	118
1947	Ed Koffenberger (Sr)	162
1948	Corren Youmans (So)	132
1949	Corren Youmans (Jr)	98
1950	Corren Youmans (Sr)	146
1951	Dick Groat (Jr)	285
1952	Dick Groat (Sr)	288
1953	Bernie Janicki (Jr)	155
1954	Bernie Janicki (Sr)	140
1955	Ronnie Mayer (Jr)	217
1956	Ronnie Mayer (Sr)	195
1957	Jim Newcome (Jr)	148
1958	Bob Vernon (Sr)	130
1959	Carroll Youngkin (So)	136
1960	Howard Hurt (Jr)	146
1961	Art Heyman (So)	229
1962	Art Heyman (Jr)	219
1963	Art Heyman (Sr)	265
1964	Jeff Mullins (Sr)	300
1965	Bob Verga (So)	229
1966	Jack Marin (Sr)	221
1967	Bob Verga (Sr)	283
1968	Mike Lewis (Sr)	230
1969	Randy Denton (So)	212
1970	Randy Denton (Jr)	237
1971	Randy Denton (Sr)	244
1972	Chris Redding (So)	124
1973	Gary Melchionni (Sr)	165
1974	Bob Fleischer (Jr)	163
1975	Bob Fleischer (Sr)	178
1976	Tate Armstrong (Jr)	265
1977	Mike Gminski (Fr)	175
1978	Mike Gminski (So)	246
1979	Mike Gminski (Jr)	218
1980	Mike Gminski (Sr)	262
1981	Gene Banks (Sr)	202
1982	Vince Taylor (Sr)	217
1983	Johnny Dawkins (Fr)	207
1984	Johnny Dawkins (So)	263
1985	Johnny Dawkins (Jr)	225
1986	Johnny Dawkins (Sr)	331
1987	Danny Ferry (So)	172
1988	Danny Ferry (Jr)	247
1989	Danny Ferry (Sr)	300
1990	Phil Henderson (Sr)	251
1991	Christian Laettner (Jr)	271
1992	Christian Laettner (Sr)	254
1993	Grant Hill (Jr)	185
1994	Grant Hill (Sr)	218
1995	Cherokee Parks (Sr)	222
1996	Jeff Capel (Jr)	185
1997	Jeff Capel (Sr)	142
	Roshown McLeod (Jr)	142
1998	Roshown McLeod (Sr)	196
1999	Elton Brand (So)	255
2000	Chris Carrawell (Sr)	205
2001	Jason Williams (So)	285
2002	Jason Williams (Jr)	249
2003	Dahntay Jones (Sr)	198
2004	Luol Deng (Fr)	210
2005	J.J. Redick (Jr)	202
2006	J.J. Redick (Sr)	302
2007	DeMarcus Nelson (Jr)	174
2008	DeMarcus Nelson (Sr)	172
2009	Gerald Henderson (Jr)	213

2010	Nolan Smith (Jr)	239
2011	Nolan Smith (Sr)	260
2012	Austin Rivers (Fr)	174
2013	Mason Plumlee (Sr)	221

Field Goal Attempts

1949	Corren Youmans (Jr)	329
1950	Corren Youmans (Sr)	449
1951	Dick Groat (Jr)	713
1952	Dick Groat (Sr)	700
1953	Bernie Janicki (Jr)	411
1954	Bernie Janicki (Sr)	385
1955	Ronnie Mayer (Jr)	509
1956	Ronnie Mayer (Sr)	452
1957	Jim Newcome (Jr)	360
1958	Jim Newcome (Sr)	321
1959	Howard Hurt (So)	379
1960	Howard Hurt (Jr)	355
1961	Art Heyman (So)	448
1962	Art Heyman (Jr)	506
1963	Art Heyman (Sr)	586
1964	Jeff Mullins (Sr)	613
1965	Bob Verga (So)	431
1966	Jack Marin (Sr)	451
1967	Bob Verga (Sr)	614
1968	Mike Lewis (Sr)	418
1969	Randy Denton (So)	425
1970	Randy Denton (Jr)	437
1971	Randy Denton (Sr)	433
1972	Chris Redding (So)	265
1973	Gary Melchionni (Sr)	366
1974	Bob Fleischer (Jr)	312
1975	Pete Kramer (Sr)	312
1976	Tate Armstrong (Jr)	507
1977	Mike Gminski (Fr)	340
1978	Jim Spanarkel (Jr)	460
1979	Mike Gminski (Jr)	420
1980	Mike Gminski (Sr)	487
1981	Gene Banks (Sr)	350
1982	Vince Taylor (Sr)	419
1983	Johnny Dawkins (Fr)	414
1984	Johnny Dawkins (So)	547
1985	Johnny Dawkins (Jr)	455
1986	Johnny Dawkins (Sr)	603
1987	Danny Ferry (So)	383
1988	Danny Ferry (Jr)	519
1989	Danny Ferry (Sr)	575
1990	Phil Henderson (Sr)	531
1991	Christian Laettner (Jr)	471
1992	Christian Laettner (Sr)	442
1993	Thomas Hill (Sr)	384
1994	Grant Hill (Sr)	472
1995	Cherokee Parks (Sr)	443
1996	Jeff Capel (Jr)	492
1997	Jeff Capel (Sr)	309
1998	Roshown McLeod	397
1999	William Avery (So)	416
2000	Jason Williams (Fr)	427
2001	Jason Williams (So)	603
2002	Jason Williams (Jr)	545
2003	Dahntay Jones (Sr)	198
2004	Luol Deng (Fr)	442
2005	J.J. Redick (Jr)	495
2006	J.J. Redick (Sr)	643
2007	DeMarcus Nelson (Jr)	364
2008	DeMarcus Nelson (Sr)	351
2009	Gerald Henderson (Jr)	450
2010	Kyle Singler (Jr)	550
2011	Nolan Smith (Sr)	568
2012	Austin Rivers (Fr)	402
2013	Seth Curry (Sr)	424

Field Goal Pct.

1949	Ben Collins (Sr)	.327
1950	Dick Groat (So)	.426
1951	Dick Groat (Jr)	.400
1952	Dick Groat (Sr)	.411
1953	Rudy Lacy (Jr)	.528
1954	Rudy Lacy (Sr)	.433
1955	Junior Morgan (Jr)	.440
1956	Ronnie Mayer (Sr)	.431

1957	Hayes Clement (Jr)	.414
1958	Paul Schmidt (Sr)	.523
▲ 1959	Carroll Youngkin (So)	.512
▲ 1960	Carroll Youngkin (Jr)	.533
▲ 1961	Carroll Youngkin (Sr)	.577
1962	Jeff Mullins (So)	.514
▲ 1963	Jay Buckley (Jr)	.600
1964	Jay Buckley (Sr)	.590
▲ 1965	Jack Marin (Jr)	.546
1966	Mike Lewis (So)	.595
1967	Mike Lewis (Jr)	.532
1968	Mike Lewis (Sr)	.550
1969	Fred Lind (Sr)	.546
▲ 1970	Larry Saunders (Jr)	.636
1971	Randy Denton (Sr)	.564
1972	Alan Shaw (Jr)	.601
1973	Chris Redding (Jr)	.534
1974	Bob Fleischer (Jr)	.522
▲ 1975	Bob Fleischer (Sr)	.620
1976	Jim Spanarkel (Fr)	.548
1977	Jim Spanarkel (So)	.555
1978	Kenny Dennard (Fr)	.551
1979	Mike Gminski (Jr)	.519
1980	Kenny Dennard (Jr)	.550
1981	Gene Banks (Sr)	.577
1982	Chip Engelland (Jr)	.530
1983	Jay Bilas (Fr)	.553
1984	Mark Alarie (So)	.575
1985	Jay Bilas (Jr)	.599
1986	Jay Bilas (Sr)	.594
1987	John Smith (So)	.576
1988	Robert Brickey (So)	.538
1989	Christian Laettner (Fr)	.723
1990	Alaa Abdelnaby (Sr)	.620
▲ 1991	Christian Laettner (Jr)	.575
1992	Grant Hill (So)	.611
▲ 1993	Cherokee Parks (So)	.652
1994	Antonio Lang (Sr)	.588
1995	Erik Meek (Sr)	.621
1996	Greg Newton (Jr)	.568
1997	Chris Carrawell (Fr)	.576
1998	Elton Brand (Fr)	.592
▲ 1999	Elton Brand (So)	.620
2000	Carlos Boozer (Fr)	.614
▲ 2001	Carlos Boozer (So)	.604
▲ 2002	Carlos Boozer (Jr)	.665
2003	Shelden Williams (Fr)	.516
2004	Shavlik Randolph (So)	.591
2005	Shelden Williams (Jr)	.582
2006	Josh McRoberts (Fr)	.605
2007	Josh McRoberts (So)	.502
2008	DeMarcus Nelson (Sr)	.490
2009	Gerald Henderson (Jr)	.450
2010	Brian Zoubek (Sr)	.638
2011	Mason Plumlee (So)	.593
2012	Miles Plumlee (Sr)	.610
2013	Mason Plumlee (Sr)	.599

3-Point Field Goals Made

1983	Chip Engelland (Sr)	41
1987	Tommy Amaker (Sr)	44
1988	Kevin Strickland (Sr)	55
1989	Danny Ferry (Sr)	45
1990	Phil Henderson (Sr)	79
1991	Bobby Hurley (So)	76
1992	Bobby Hurley (Jr)	59
1993	Bobby Hurley (Sr)	88
1994	Chris Collins (So)	76
1995	Jeff Capel (So)	63
1996	Chris Collins (Sr)	79
1997	Trajan Langdon (So)	86
1998	Trajan Langdon (Jr)	85
1999	Trajan Langdon (Sr)	112
2000	Shane Battier (Jr)	79
2001	Jason Williams (So)	132
2002	Jason Williams (Jr)	108
2003	J.J. Redick (Fr)	95
2004	J.J. Redick (So)	102
2005	J.J. Redick (Jr)	121
2006	J.J. Redick (Sr)	139
2007	Greg Paulus (So)	68
2008	Greg Paulus (Jr)	83
2009	Jon Scheyer (Jr)	79
2010	Jon Scheyer (Sr)	110

2011	Seth Curry (So)	64
	Andre Dawkins (So)	64
2012	Andre Dawkins (Jr)	67
2013	Seth Curry (Sr)	95

3-Point Field Goal Attempts

1983	Chip Engelland (Sr)	74
1987	Tommy Amaker (Sr)	103
1988	Kevin Strickland (Sr)	149
1989	Quin Snyder (Sr)	119
1990	Phil Henderson (Sr)	191
1991	Bobby Hurley (So)	188
1992	Bobby Hurley (Jr)	140
1993	Bobby Hurley (Sr)	209
1994	Chris Collins (So)	202
1995	Trajan Langdon (Fr)	138
1996	Jeff Capel (Jr)	221
1997	Trajan Langdon (So)	195
1998	Trajan Langdon (Jr)	215
1999	Trajan Langdon (Sr)	254
2000	Jason Williams (Fr)	206
2001	Jason Williams (So)	309
2002	Jason Williams (Jr)	282
2003	J.J. Redick (Fr)	238
2004	J.J. Redick (So)	258
2005	J.J. Redick (Jr)	300
2006	J.J. Redick (Sr)	330
2007	Jon Scheyer (Fr)	167
2008	Greg Paulus (Jr)	196
2009	Jon Scheyer (Jr)	205
2010	Jon Scheyer (Sr)	287
2011	Kyle Singler (Sr)	193
2012	Andre Dawkins (Jr)	171
2013	Seth Curry (Sr)	217

3-Point Field Goal Pct.

1983	Chip Engelland (Sr)	.554
1987	Tommy Amaker (Sr)	.427
1988	Quin Snyder (Jr)	.446
1989	Danny Ferry (Sr)	.425
1990	Phil Henderson (Sr)	.414
1991	Bobby Hurley (So)	.404
▲ 1992	Christian Laettner (Sr)	.557
1993	Chris Collins (Fr)	.435
1994	Grant Hill (Sr)	.390
1995	Jeff Capel (So)	.460
1996	Chris Collins (Sr)	.441
1997	Trajan Langdon (So)	.441
1998	Mike Chappell (So)	.434
▲ 1999	Trajan Langdon (Sr)	.441
▲ 2000	Shane Battier (Jr)	.444
2001	Jason Williams (So)	.427
2002	Daniel Ewing (Fr)	.457
2003	Daniel Ewing (So)	.400
▲ 2004	Daniel Ewing (Jr)	.411
2005	Sean Dockery (Jr)	.429
2006	J.J. Redick (Sr)	.421
2007	Greg Paulus (So)	.450
2008	Greg Paulus (Jr)	.423
2009	Jon Scheyer (Jr)	.385
2010	Kyle Singler (Jr)	.399
2011	Seth Curry (So)	.435
2012	Ryan Kelly (Jr)	.408
2013	Seth Curry (Sr)	.438

Free Throws Made

1943	Gordon Carver (So)	55
1944	Gordon Carver (Jr)	41
1946	Ed Koffenberger (Jr)	81
1947	Ed Koffenberger (Sr)	92
1948	Corren Youmans (So)	65
1949	Ben Collins (Sr)	69
1950	David Scarborough (Sr)	61
1951	Dick Groat (Jr)	261
1952	Dick Groat (Sr)	204
1953	Bill Reigel	131
1954	Ronnie Mayer (So)	121
1955	Ronnie Mayer (Jr)	173
1956	Ronnie Mayer (Sr)	163
1957	Bucky Allen (Jr)	139
1958	Bucky Allen (Sr)	134
1959	Carroll Youngkin (So)	127

1960	Carroll Youngkin (Jr)	113
1961	Art Heyman (So)	171
1962	Art Heyman (Jr)	170
1963	Art Heyman (Sr)	217
1964	Jeff Mullins (Sr)	150
1965	Jack Marin (Jr)	87
1966	Jack Marin (Sr)	116
1967	Bob Verga (Sr)	139
1968	Mike Lewis (Sr)	148
1969	Fred Lind (Sr)	70
1970	Randy Denton (Jr)	86
1971	Randy Denton (Sr)	124
1972	Chris Redding (So)	137
1973	Chris Redding (Jr)	124
1974	Kevin Billerman (Jr)	84
1975	Bob Fleischer (Sr)	91
1976	Tate Armstrong (Jr)	124
1977	Jim Spanarkel (So)	175
1978	Jim Spanarkel (Jr)	220
1979	Mike Gminski (Jr)	129
1980	Mike Gminski (Sr)	180
1981	Vince Taylor (Jr)	104
1982	Vince Taylor (Sr)	115
1983	Mark Alarie (Fr)	104
1984	David Henderson (So)	140
1985	Johnny Dawkins (Jr)	132
1986	Mark Alarie (Sr)	162
1987	John Smith (So)	107
1988	Danny Ferry (Jr)	135
1989	Danny Ferry (Sr)	146
1990	Christian Laettner (So)	225
1991	Christian Laettner (Jr)	211
1992	Christian Laettner (Sr)	189
1993	Bobby Hurley (Sr)	143
1994	Antonio Lang (Sr)	118
1995	Cherokee Parks (Sr)	114
1996	Chris Collins (Sr)	83
1997	Trajan Langdon (So)	113
1998	Roshown McLeod (Sr)	113
1999	Elton Brand (So)	181
2000	Chris Carrawell (Sr)	137
2001	Shane Battier (Sr)	152
2002	Carlos Boozer (Jr)	178
2003	Dahntay Jones (Sr)	140
2004	J.J. Redick (So)	143
2005	J.J. Redick (Jr)	196
2006	J.J. Redick (Sr)	221
2007	Jon Scheyer (Fr)	115
2008	Jon Scheyer (So)	120
2009	Jon Scheyer (Jr)	179
2010	Jon Scheyer (Sr)	194
▲ 2011	Nolan Smith (Sr)	187
2012	Austin Rivers (Fr)	121
2013	Mason Plumlee (Sr)	173

Free Throw Attempts

1948	Ben Collins (Jr)	107
1949	Ben Collins (Sr)	102
1950	Corren Youmans (Sr)	116
1951	Dick Groat (Jr)	331
1952	Dick Groat (Sr)	281
1953	Bill Reigel	213
1954	Ronnie Mayer (So)	153
1955	Ronnie Mayer (Jr)	229
1956	Joe Belmont (Sr)	210
1957	Bucky Allen (Jr)	188
1958	Bucky Allen (Sr)	180
1959	Carroll Youngkin (So)	212
1960	Carroll Youngkin (Jr)	208
1961	Art Heyman (So)	263
1962	Art Heyman (Jr)	276
1963	Art Heyman (Sr)	314
1964	Jeff Mullins (Sr)	183
1965	Jack Marin (Jr)	123
	Steve Vacendak (Jr)	123
1966	Jack Marin (Sr)	148
1967	Bob Verga (Sr)	179
1968	Mike Lewis (Sr)	197
1969	Randy Denton (So)	102
1970	Randy Denton (Jr)	132
1971	Randy Denton (Sr)	166
1972	Chris Redding (So)	173
1973	Chris Redding (Jr)	147
1974	Bob Fleischer (Jr)	107

1975	Bob Fleischer (Sr)	118
1976	Tate Armstrong (Jr)	166
1977	Jim Spanarkel (So)	209
1978	Jim Spanarkel (Jr)	255
1979	Mike Gminski (Jr)	177
1980	Mike Gminski (Sr)	214
1981	Vince Taylor (Jr)	169
1982	Vince Taylor (Sr)	171
1983	Mark Alarie (Fr)	128
1984	David Henderson (So)	193
1985	Johnny Dawkins (Jr)	166
1986	Mark Alarie (Sr)	197
1987	John Smith (So)	134
1988	Robert Brickey (So)	167
1989	Danny Ferry (Sr)	193
1990	Christian Laettner (So)	269
1991	Christian Laettner (Jr)	263
1992	Christian Laettner (Sr)	232
1993	Bobby Hurley (Sr)	178
1994	Grant Hill (Sr)	165
1995	Cherokee Parks (Sr)	147
1996	Greg Newton (Jr)	134
1997	Greg Newton (Sr)	132
1998	Roshown McLeod (Sr)	160
1999	Elton Brand (So)	256
2000	Chris Carrawell (Sr)	176
2001	Jason Williams (So)	211
2002	Carlos Boozer (Jr)	236
2003	Dahntay Jones (Sr)	187
2004	Shelden Williams (So)	200
2005	J.J. Redick (Jr)	209
2006	Shelden Williams (Sr)	270
2007	Jon Scheyer (Fr)	136
2008	DeMarcus Nelson (Sr)	183
2009	Jon Scheyer (Jr)	214
2010	Jon Scheyer (Sr)	221
▲ 2011	Nolan Smith (Sr)	230
2012	Austin Rivers (Fr)	184
2013	Mason Plumlee (Sr)	254

Free Throw Pct.

1949	Ben Collins (Sr)	.676
1950	Tommy Hughes	.806
1951	Dick Groat (Jr)	.789
1952	Dick Groat (Sr)	.726
1953	Marv Decker (Jr)	.757
1954	Ronnie Mayer (So)	.792
1955	Ronnie Mayer (Jr)	.755
1956	Ronnie Mayer (Sr)	.784
1957	Bobby Joe Harris (Jr)	.787
1958	Bobby Joe Harris (Sr)	.769
1959	Howard Hurt (So)	.760
1960	Howard Hurt (Jr)	.800
1961	John Frye (Sr)	.695
1962	Buzzy Harrison (So)	.750
1963	Jeff Mullins (Jr)	.733
1964	Jeff Mullins (Sr)	.820
1965	Jack Marin (Jr)	.708
1966	Jack Marin (Sr)	.784
1967	Mike Lewis (Jr)	.781
1968	Joe Kennedy (Sr)	.793
1969	Dave Golden (Sr)	.761
1970	Rick Katherman (Jr)	.794
1971	Richie O'Connor (So)	.786
1972	Gary Melchionni (Jr)	.824
▲ 1973	Chris Redding (Jr)	.844
▲ 1974	Kevin Billerman (Jr)	.832
1975	Pete Kramer (Sr)	.823
1976	Mark Crow (Jr)	.802
1977	Jim Spanarkel (So)	.837
▲ 1978	Jim Spanarkel (Jr)	.863
1979	Jim Spanarkel (Sr)	.734
1980	Mike Gminski (Sr)	.841
1981	Tom Emma (So)	.861
▲ 1982	Chip Engelland (Jr)	.875
1983	Mark Alarie (Fr)	.813
1984	Johnny Dawkins (So)	.831
1985	Johnny Dawkins (Jr)	.795
1986	Mark Alarie (Sr)	.822
▲ 1987	Danny Ferry (So)	.844
1988	Danny Ferry (Jr)	.828
1989	Phil Henderson (Jr)	.764
▲ 1990	Christian Laettner (So)	.836
1991	Billy McCaffrey (So)	.832

RECORDS

1992	Christian Laettner (Sr)	.815
1993	Bobby Hurley (Sr)	.803
1994	Cherokee Parks (Jr)	.772
1995	Trajan Langdon (Fr)	.786
1996	Taymon Domzalski (Fr)	.818
▲ 1997	Trajan Langdon (So)	.897
1998	Trajan Langdon (Jr)	.886
1999	Trajan Langdon (Sr)	.842
2000	Shane Battier (Jr)	.817
2001	Nate James (Sr)	.799
2002	Carlos Boozer (Jr)	.754
▲ 2003	J.J. Redick (Fr)	.919
▲ 2004	J.J. Redick (So)	.953
▲ 2005	J.J. Redick (Jr)	.938
2006	J.J. Redick (Sr)	.863
2007	Jon Scheyer (Fr)	.846
2008	Jon Scheyer (So)	.889
2009	Jon Scheyer (Jr)	.836
▲ 2010	Jon Scheyer (Sr)	.878
2011	Kyrie Irving (Fr)	.901
2012	Seth Curry (Jr)	.873
2013	Quinn Cook (So)	.877

Rebounds

1952	Bernie Janicki (So)	476
1953	Bernie Janicki (Jr)	272
1954	Ronnie Mayer (So)	265
1955	Ronnie Mayer (Jr)	348
1956	Junior Morgan (Sr)	256
1957	Jim Newcome (Jr)	273
1958	Jim Newcome (Sr)	237
1959	Carroll Youngkin (So)	277
1960	Carroll Youngkin (Jr)	278
1961	Carroll Youngkin (Sr)	274
1962	Art Heyman (Jr)	269
1963	Art Heyman (Sr)	324
1964	Jay Buckley (Sr)	278
1965	Jack Marin (Jr)	257
▲ 1966	Mike Lewis (So)	329
1967	Mike Lewis (Jr)	320
▲ 1968	Mike Lewis (Sr)	402
1969	Randy Denton (So)	358
1970	Randy Denton (Jr)	324
1971	Randy Denton (Sr)	385
1972	Alan Shaw (Jr)	308
1973	Bob Fleischer (So)	221
1974	Bob Fleischer (Jr)	323
1975	Bob Fleischer (Sr)	273
1976	George Moses (Sr)	262
1977	Mike Gminski (Fr)	289
▲ 1978	Mike Gminski (So)	319
1979	Mike Gminski (Jr)	275
1980	Mike Gminski (Sr)	359
1981	Kenny Dennard (Sr)	206
1982	Vince Taylor (Sr)	133
1983	Mark Alarie (Fr)	181
1984	Mark Alarie (So)	245
1985	Jay Bilas (Jr)	186
1986	Mark Alarie (Sr)	249
1987	Danny Ferry (So)	256
1988	Danny Ferry (Jr)	266
1989	Danny Ferry (Sr)	260
1990	Christian Laettner (So)	364
1991	Christian Laettner (Jr)	340
1992	Christian Laettner (Sr)	275
1993	Cherokee Parks (Sr)	220
1994	Cherokee Parks (Jr)	284
1995	Cherokee Parks (Sr)	289
1996	Greg Newton (Jr)	255
1997	Greg Newton (Sr)	184
1998	Shane Battier (Fr)	230
1999	Elton Brand (So)	382
2000	Carlos Boozer (Fr)	213
2001	Shane Battier (Sr)	285
2002	Carlos Boozer (Jr)	303
2003	Shelden Williams (Fr)	195
2004	Shelden Williams (So)	314
▲ 2005	Shelden Williams (Jr)	369
▲ 2006	Shelden Williams (Sr)	384
2007	Josh McRoberts (So)	260
2008	Kyle Singler (Fr)	198
2009	Kyle Singler (So)	284
2010	Brian Zoubek (Sr)	309
2011	Mason Plumlee (So)	309

2012	Mason Plumlee (Jr)	312
2013	Mason Plumlee (Sr)	359

Assists

1969	Dick DeVenzo (So)	169
1970	Dick DeVenzo (Jr)	104
1971	Dick DeVenzo (Sr)	115
1972	Gary Melchionni (Jr)	58
1973	Gary Melchionni (Sr)	84
1974	Kevin Billerman (Jr)	112
1975	Kevin Billerman (Sr)	99
1976	Tate Armstrong (Jr)	120
1977	Jim Spanarkel (So)	96
1978	Jim Spanarkel (Jr)	126
1979	Jim Spanarkel (Sr)	112
1980	Bob Bender (Sr)	159
1981	Tom Emma (So)	71
1982	Tom Emma (Jr)	85
1983	Johnny Dawkins (Fr)	134
1984	Tommy Amaker (Fr)	163
1985	Tommy Amaker (So)	184
1986	Tommy Amaker (Jr)	241
1987	Danny Ferry (So)	141
1988	Quin Snyder (Jr)	198
1989	Quin Snyder (Sr)	223
1990	Bobby Hurley (Fr)	288
1991	Bobby Hurley (So)	289
▲ 1992	Bobby Hurley (Jr)	237
▲ 1993	Bobby Hurley (Sr)	262
1994	Grant Hill (Sr)	176
1995	Jeff Capel (So)	126
1996	Chris Collins (Sr)	132
1997	Steve Wojciechowski (Jr)	176
1998	Steve Wojciechowski (Sr)	164
1999	William Avery (So)	196
2000	Jason Williams (Fr)	220
2001	Jason Williams (So)	237
2002	Chris Duhon (So)	208
2003	Chris Duhon (Jr)	212
2004	Chris Duhon (Sr)	225
2005	Daniel Ewing (Sr)	132
▲ 2006	Greg Paulus (Fr)	187
2007	Greg Paulus (So)	124
2008	Greg Paulus (Jr)	109
2009	Jon Scheyer (Jr)	102
2010	Jon Scheyer (Sr)	194
2011	Nolan Smith (Sr)	189
2012	Seth Curry (Jr)	83
2013	Quinn Cook (So)	190

Turnovers

1981	Gene Banks (Sr)	79
1982	Tom Emma (Jr)	85
1983	Johnny Dawkins (Fr)	103
1984	Johnny Dawkins (So)	114
1985	Johnny Dawkins (Jr)	90
1986	Johnny Dawkins (Sr)	107
1987	Danny Ferry (So)	112
1988	Danny Ferry (Jr)	100
	Quin Snyder (Jr)	100
1989	Danny Ferry (Sr)	115
1990	Bobby Hurley (Fr)	166
1991	Bobby Hurley (So)	151
1992	Christian Laettner (Sr)	116
1993	Bobby Hurley (Sr)	108
1994	Grant Hill (Sr)	102
1995	Jeff Capel (So)	113
1996	Ricky Price (So)	87
1997	Jeff Capel (Sr)	74
1998	Roshown McLeod (Sr)	68
1999	William Avery (So)	102
2000	Jason Williams (Fr)	139
2001	Jason Williams (So)	154
2002	Jason Williams (Jr)	131
2003	Chris Duhon (Jr)	98
2004	Chris Duhon (Sr)	104
2005	Daniel Ewing (Sr)	98
2006	Greg Paulus (Fr)	118
2007	Greg Paulus (So)	101
2008	DeMarcus Nelson (Sr)	84
2009	Kyle Singler (So)	92
2010	Kyle Singler (Sr)	79
2011	Nolan Smith (Sr)	118

2012	Austin Rivers (Fr)	79
2013	Mason Plumlee (Sr)	103

Blocked Shots

1976	Willie Hodge (Sr)	38
1977	Mike Gminski (Fr)	90
▲ 1978	Mike Gminski (So)	92
▲ 1979	Mike Gminski (Jr)	66
1980	Mike Gminski (Sr)	97
1981	Kenny Dennard (Sr)	10
1982	Allen Williams (Jr)	11
1983	Mark Alarie (Fr)	21
1984	Mark Alarie (So)	38
1985	Mark Alarie (Jr)	18
1986	Mark Alarie (Sr)	27
1987	Kevin Strickland (Jr)	24
	Marty Nessley (Sr)	24
1988	Danny Ferry (Jr)	24
1989	Robert Brickey (Jr)	30
1990	Alaa Abdelnaby (Sr)	48
1991	Christian Laettner (Jr)	44
1992	Cherokee Parks (Fr)	35
1993	Cherokee Parks (So)	64
1994	Cherokee Parks (Jr)	76
1995	Cherokee Parks (Sr)	55
1996	Greg Newton (Jr)	48
1997	Roshown McLeod (Jr)	34
1998	Shane Battier (Fr)	53
1999	Elton Brand (So)	86
2000	Shane Battier (Jr)	70
2001	Shane Battier (Sr)	88
2002	Mike Dunleavy (Jr)	26
2003	Casey Sanders (Sr)	54
▲ 2004	Shelden Williams (So)	111
▲ 2005	Shelden Williams (Jr)	122
▲ 2006	Shelden Williams (Sr)	137
2007	Josh McRoberts (So)	82
2008	Gerald Henderson (So)	31
2009	Kyle Singler (So)	38
2010	Kyle Singler (Jr)	32
2011	Mason Plumlee (So)	62
2012	Mason Plumlee (Jr)	55
2013	Mason Plumlee (Sr)	52

Steals

1976	George Moses (Sr)	61
▲ 1977	Jim Spanarkel (So)	73
▲ 1978	Jim Spanarkel (Jr)	93
1979	Jim Spanarkel (Sr)	46
1980	Vince Taylor (So)	53
1981	Kenny Dennard (Sr)	47
1982	Vince Taylor (Sr)	44
1983	David Henderson (Fr)	27
1984	Tommy Amaker (Fr)	64
1985	Tommy Amaker (So)	56
1986	Tommy Amaker (Jr)	81
1987	Tommy Amaker (Sr)	58
1988	Quin Snyder (Jr)	56
1989	Quin Snyder (Sr)	73
1990	Bobby Hurley (Fr)	67
1991	Christian Laettner (Jr)	75
1992	Christian Laettner (Sr)	74
1993	Grant Hill (Jr)	64
1994	Grant Hill (Sr)	64
1995	Jeff Capel (So)	32
1996	Chris Collins (Sr)	37
▲ 1997	Steve Wojciechowski (Jr)	82
1998	Steve Wojciechowski (Sr)	74
1999	Shane Battier (So)	65
2000	Jason Williams (Fr)	81
2001	Shane Battier (Sr)	82
2002	Chris Duhon (So)	82
2003	Chris Duhon (Jr)	62
2004	Chris Duhon (Sr)	80
2005	Daniel Ewing (Sr)	65
2006	Sean Dockery (Sr)	61
2007	DeMarcus Nelson (Jr)	44
2008	DeMarcus Nelson (Sr)	53
2009	Jon Scheyer (Jr)	58
2010	Jon Scheyer (Sr)	65
2011	Seth Curry (So)	52
2012	Seth Curry (Jr)	43
2013	Quinn Cook (So)	51

Personal Fouls

1969	Randy Denton (So)	88
1970	Larry Saunders (Jr)	71
1971	Randy Denton (Sr)	102
1972	Chris Redding (So)	88
1973	Kevin Billerman (So)	97
1974	Kevin Billerman (Jr)	101
1975	Willie Hodge (Jr)	93
1976	Willie Hodge (Sr)	106
1977	Mark Crow (Sr)	79
1978	Kenny Dennard (Fr)	112
1979	Kenny Dennard (So)	88
1980	Vince Taylor (So)	105
1981	Kenny Dennard (Sr)	99
1982	Vince Taylor (Sr)	84
1983	Jay Bilas (Fr)	102
1984	Dan Meagher (Jr)	118
1985	Jay Bilas (Jr)	96
1986	Danny Ferry (Fr)	119
	Mark Alarie (Sr)	119
1987	Quin Snyder (So)	97
1988	Robert Brickey (So)	103
1989	Quin Snyder (Sr)	112
1990	Christian Laettner (So)	120
1991	Christian Laettner (Jr)	111
1992	Grant Hill (So)	91
1993	Antonio Lang (Jr)	80
1994	Grant Hill (Sr)	85
1995	Erik Meek (Sr.)	103
1996	Taymon Domzalski (Fr)	111
1997	Roshown McLeod (Jr)	105
1998	Roshown McLeod (Sr)	102
1999	Corey Maggette (Fr)	99
2000	Carlos Boozer (Fr)	90
2001	Carlos Boozer (So)	91
2002	Carlos Boozer (Jr)	107
2003	Casey Sanders (Sr)	102
	Shelden Williams (Fr)	102
2004	Shelden Williams (So)	120
2005	Daniel Ewing (Sr)	99
2006	Shelden Williams (Sr)	114
2007	Greg Paulus (So)	94
2008	Kyle Singler (Fr)	104
2009	Kyle Singler (So)	99
2010	Brian Zoubek (Sr)	138
2011	Kyle Singler (Sr)	98
2012	Tyler Thornton (So)	95
2013	Tyler Thornton (Jr)	99

Charges Taken

1984	Dan Meagher (Jr)	22
1985	Dan Meagher (Sr)	25
1986	David Henderson (Sr)	22
1987	Billy King (Jr)	16
1988	Billy King (Sr)	25
1989	Danny Ferry (Sr)	22
1990	Bobby Hurley (Fr)	24
1991	Brian Davis (Jr)	9
1992	Brian Davis (Sr)	6
1993	Bobby Hurley (Sr)	15
1994	Cherokee Parks (Jr)	11
1995	Erik Meek (Sr)	13
1996	Greg Newton (Jr)	16
	Carmen Wallace (Sr)	10
	Steve Wojciechowski (Jr)	10
1998	Shane Battier (Fr)	29
1999	Shane Battier (So)	36
2000	Shane Battier (Jr)	20
2001	Shane Battier (Sr)	26
2002	Mike Dunleavy (Jr)	18
2003	Dahntay Jones (Sr)	16
2004	Shavlik Randolph (So)	15
2005	Shavlik Randolph (Jr)	22
2006	J.J. Redick (Sr)	12
2007	Greg Paulus (So)	10
2008	Kyle Singler (Fr)	19
2009	Gerald Henderson (Jr)	20
2010	Lance Thomas (Sr)	16
	Brian Zoubek (Sr)	16
2011	Ryan Kelly (So)	19
2012	Ryan Kelly (Jr)	14
2013	Josh Hairston (Jr)	20

RECORDS

Dunks

1981	Gene Banks (Sr)	18
1982	Allen Williams (Sr)	7
1983	Mark Alarie (Fr)	9
1984	Mark Alarie (So)	48
1985	Johnny Dawkins (Jr)	15
1986	Johnny Dawkins (Sr)	29
	Mark Alarie (Sr)	29
1987	Robert Brickey (Fr)	17
1988	Robert Brickey (So)	34
1989	Robert Brickey (Jr)	56
1990	Robert Brickey (Sr)	40
	Alaa Abdelnaby (Sr)	40
1991	Grant Hill (Fr)	33
1992	Grant Hill (So)	48
1993	Grant Hill (Jr)	32
1994	Cherokee Parks (Jr)	33
1995	Cherokee Parks (Sr)	30
1996	Greg Newton (Jr)	23
1997	Chris Carrawell (Fr)	24
1998	Chris Carrawell (So)	22
1999	Elton Brand (So)	50
2000	Carlos Boozer (Fr)	40
2001	Carlos Boozer (So)	35
2002	Carlos Boozer (Jr)	41
2003	Dahntay Jones (Sr)	35
2004	Shelden Williams (So)	36
2005	Shelden Williams (Jr)	30
2006	Shelden Williams (Sr)	58
2007	Josh McRoberts (So)	42
2008	Gerald Henderson (So)	45
2009	Gerald Henderson (Jr)	42
2010	Miles Plumlee (So)	32
2011	Mason Plumlee (So)	46
2012	Mason Plumlee (Jr)	60
2013	Mason Plumlee (Sr)	87

Forced 5-Second Calls

1998	Steve Wojciechowski (Sr)	13
1999	William Avery (So)	4
2000	Jason Williams (Fr)	6
2001	Chris Duhon (Fr)	4
2002	Chris Duhon (So)	10
2003	Chris Duhon (Jr)	4
2004	Chris Duhon (Sr)	3
2005	Daniel Ewing (Sr)	2
	Sean Dockery (Jr)	2
	DeMarcus Nelson (Fr)	2
2006	Sean Dockery (Sr)	3
	Greg Paulus (Fr)	3
2007	Greg Paulus (So)	2
	Lance Thomas (Fr)	2
	Jon Scheyer (Fr)	2
2008	Greg Paulus (Jr)	4
2009	Greg Paulus (Sr)	1
	Elliot Williams (Fr)	1
2010	Nolan Smith (Jr)	2
2011	Nolan Smith (Sr)	2
2012	Quinn Cook (Fr)	1
	Austin Rivers (Fr)	1
2013	Quinn Cook (So)	1

Coaching Records

Most Victories

Coach	Years	W-L
► Mike Krzyzewski	33	884-238
Eddie Cameron	14	226-99
Vic Bubas	10	213-67
Harold Bradley	9	165-78
Gerry Gerard	8	131-78
Bill Foster	6	113-64
Bucky Waters	4	63-45
J.S. Burbage	2	34-13
Chick Doak	2	30-9
W.W. "Cap" Card	7	30-17

Highest Winning Percentage

Coach	Years	W-L	Pct.
► Mike Krzyzewski	33	884-238	.788
Chick Doak	2	30-9	.769
Vic Bubas	10	213-67	.761
Jesse S. Burbage	2	34-13	.723
Walter J. Rothensies	1	10-4	.714

Most Seasons at Duke

Coach	Years
► Mike Krzyzewski	33
Eddie Cameron	14
Vic Bubas	10
Harold Bradley	9
Gerry Gerard	8

Most Games Coached at Duke

Coach	Years	Games
► Mike Krzyzewski	33	1122
Eddie Cameron	14	325
Vic Bubas	10	280
Harold Bradley	9	245
Gerry Gerard	8	209

NCAA Tournament Victories

Coach	No.
► Mike Krzyzewski	82-25
Vic Bubas	11-4
Bill Foster	6-3
Harold Bradley	0-1

Note: Mike Krzyzewski's NCAA Tournament victory total is the most in college basketball history

NCAA Tournament Appearances

Coach	No.
► Mike Krzyzewski	30
Vic Bubas	4
Bill Foster	3
Harold Bradley	1

ACC Tournament Victories

Coach	W-L
► Mike Krzyzewski	53-18
Vic Bubas	22-6
Bill Foster	8-4
Harold Bradley	6-6
Bucky Waters	1-4

Duke Head Coaches

No.	Name	Years	Overall			Conference		
			W	L	Pct.	W	L	Pct.
1.	W.W. "Cap" Card	1906-12	30	17	.638	-	-	-
2.	Joseph E. Brinn	1913	11	8	.579	-	-	-
3.	Noble L. Clay	1914-15	22	18	.550	-	-	-
4.	Bob Doak	1916	9	11	.450	-	-	-
5.	Chick Doak	1917-18	30	9	.769	-	-	-
6.	Henry P. Cole	1919	6	5	.545	-	-	-
7.	Walter J. Rothensies	1920	10	4	.714	-	-	-
8.	Floyd Egan	1921	9	6	.600	-	-	-
9.	James Baldwin	1922	6	12	.333	-	-	-
10.	Jesse S. Burbage	1923-24	34	13	.723	-	-	-
11.	George Buchheit	1925-28	25	36	.410	-	-	-
12.	Eddie Cameron	1929-42	226	99	.695	119	56	.680
13.	Gerry Gerard	1943-50	131	78	.627	66	30	.688
14.	Harold Bradley	1951-59	165	78	.679	94	37	.718
15.	Vic Bubas	1960-69	213	67	.761	106	32	.768
16.	Bucky Waters	1970-73	63	45	.583	27	25	.519
17.	Neill McGeachy	1974	10	16	.385	2	10	.167
18.	Bill Foster	1975-80	113	64	.638	31	43	.419
19.	► Mike Krzyzewski	1981-p	884	238	.788	349	144	.708
20.	Pete Gaudet*	1995	4	15	.211	2	13	.133

* - Mike Krzyzewski coached the first 12 games (9-3) in 1994-95 before leaving the team after back surgery and exhaustion. Pete Gaudet coached the final 19 games (4-15) as interim head coach. Coaching records reflect this situation.

National Coach of the Year

Coach	Year
Bill Foster	⁵ 1978
► Mike Krzyzewski	^{1,2,7} 1986
► Mike Krzyzewski	⁴ 1989
► Mike Krzyzewski	⁵ 1991
► Mike Krzyzewski	^{4,6} 1992
► Mike Krzyzewski	¹ 1997
► Mike Krzyzewski	^{4,5} 1999
► Mike Krzyzewski	² 2000
► Mike Krzyzewski	⁸ 2001
► Mike Krzyzewski	³ 2004

Coach of the Year honors selected by Basketball Times⁵, CBS/Chevrolet⁶, Claire Bee³, Naismith⁴, NABC², The Sporting News⁷, UPI¹, Victor Awards⁸

ACC Coach of the Year

Coach	Year
Harold Bradley	1959
Vic Bubas	1963
Vic Bubas	1964
Vic Bubas	1966
Bill Foster	1978
► Mike Krzyzewski	1984
► Mike Krzyzewski	1986
► Mike Krzyzewski	1997
► Mike Krzyzewski	1999
► Mike Krzyzewski	2000

► - Active

All-Time Assistant Coaches

Coach	Years
Tommy Amaker	1989-97
Tony Barone	1973-74
Bob Bender	1984-89
Jay Bilas	1990-92
Mike Brey	1988-95
Hubie Brown	1969-72
Bud Burger	1946-47
Tom Carmody	1966-68
► Jeff Capel	2012-p
Terry Chill	1979-80
Whitt Cobb	1958-59
Chris Collins	2001-13
Tom Connelly	1942
Chuck Daly	1964-69
Johnny Dawkins	1998-08
Mike Dement	1983
Tony Drago	1954-57
Bobby Dwyer	1981-83
Scott Easton	1988
Pete Gaudet	1984-95
Gerry Gerard	1942
Lou Goetz	1975-78
David Henderson	1998-2000
Horace Hendrickson	1950-51
► Nate James	2008-11., 2013-p
Rick Johnson	1981-82
Ray Jones	1977-78
Jim Lewis	1972-76
Neill McGeachy	1973
Tim O'Toole	1996-97
Tom Rogers	1981-87
Jack Schalow	1970-71
Fred Shabel	1958-63
Quin Snyder	1996-99
Steve Steinwedel	1979-80
Chuck Swenson	1981-87
Bucky Waters	1960-65
Bob Wenzel	1975-80
Paul Williamson	1948-49
► Steve Wojciechowski	2000-p

All-Time Player Career Stats

Years	Name	G	MIN	FG	FGA	PCT	3PT	3PA	PCT	FT	FTA	PCT	OR	TR	AVG	AST	TO	PF	ST	BL	PTS	AVG
87-90	Abdelnaby, Alaa	134	1989	448	748	.599	0	0	.000	241	331	.728	184	494	3.7	47	142	276	50	70	1137	8.5
83-86	Alarie, Mark	133	4042	828	1505	.550	0	2	.000	480	602	.797	0	833	6.3	152	268	387	121	104	2136	16.1
59-61	Albright, Doug	30	0	9	26	.346	0	0	.000	12	23	.522	0	31	1.0	0	0	17	0	0	30	1.0
56-58	Allen, Bucky	36	0	89	209	.426	0	0	.000	149	206	.723	0	91	2.5	0	0	54	0	0	327	9.1
50-51	Allen, Dayton	58	0	136	177	.768	0	0	.000	104	0	.000	0	0	0.0	0	0	118	0	0	376	6.5
40-42	Allen, J. Clyde	50	0	139	0	.000	0	0	.000	73	0	.000	0	0	0.0	0	0	0	0	0	351	7.0
64-66	Allen, Phil	27	0	17	37	.459	0	0	.000	11	13	.846	0	19	0.7	0	0	16	0	0	45	1.7
84-87	Amaker, Tommy	138	4666	456	990	.461	44	103	.427	212	268	.791	24	308	2.2	708	336	261	259	11	1168	8.5
82-85	Anderson, Todd	81	676	40	96	.417	0	0	.000	55	77	.714	0	117	1.4	6	33	99	11	8	135	1.7
48-48	Armour, Bill	11	0	4	0	.000	0	0	.000	1	0	.000	0	0	0.0	0	0	0	0	0	9	0.8
74-77	Armstrong, Tate	83	520	529	1020	.519	0	0	.000	246	306	.804	0	182	2.2	217	35	156	0	0	1304	15.7
37-37	Ashby,	4	0	1	0	.000	0	0	.000	1	0	.000	0	0	0.0	0	0	0	0	0	3	0.8
91-92	Ast, Christian	31	95	17	30	.567	1	8	.125	9	13	.692	7	24	0.8	2	10	13	1	4	44	1.4
43-46	Ausbon, Doug	27	0	30	0	.000	0	0	.000	7	0	.000	0	0	0.0	0	0	0	0	0	67	2.5
98-99	Avery, William	74	1884	303	655	.463	108	293	.369	163	208	.784	49	206	2.8	283	162	141	91	2	877	11.9
40-44	Bailey, Bill	6	0	12	0	.000	0	0	.000	2	0	.000	0	0	0.0	0	0	0	0	0	26	4.3
44-44	Balitsaris, George	21	0	13	0	.000	0	0	.000	5	0	.000	0	0	0.0	0	0	0	0	0	31	1.5
78-81	Banks, Gene	124	4285	827	1558	.531	0	0	.000	425	589	.722	0	985	7.9	360	399	337	37	9	2079	16.8
66-68	Barone, Tony	46	0	20	45	.444	0	0	.000	29	44	.659	0	28	0.6	0	0	54	0	0	69	1.5
57-59	Barrett, George	13	0	3	9	.333	0	0	.000	6	9	.667	0	22	1.7	0	0	17	0	0	12	0.9
58-60	Bateman, Larry	36	0	20	67	.299	0	0	.000	10	29	.345	0	82	2.3	0	0	50	0	0	50	1.4
00-99	Battier, Shane	146	4337	651	1303	.500	246	592	.416	436	561	.777	338	887	6.1	239	161	296	266	254	1984	13.6
59-61	Beal, Jay	22	0	15	46	.326	0	0	.000	17	24	.708	0	15	0.7	0	0	7	0	0	47	2.1
44-44	Beall, Curtis	6	0	0	0	.000	0	0	.000	0	0	.000	0	0	0.0	0	0	0	0	0	0	0.0
94-94	Beard, Joey	16	64	7	14	.500	0	2	.000	7	10	.700	2	8	0.5	3	10	4	4	0	21	1.3
75-78	Bell, Bruce	42	302	23	62	.371	0	0	.000	12	23	.522	0	26	0.6	37	32	33	0	0	58	1.4
53-56	Belmont, Joe	103	0	471	1259	.374	0	0	.000	396	547	.724	0	420	4.1	0	0	259	0	0	1338	13.0
78-80	Bender, Bob	83	2377	196	380	.516	0	0	.000	122	158	.772	0	116	1.4	332	169	188	0	0	514	6.2
37-39	Bergman, Sparky	58	0	141	0	.000	0	0	.000	62	0	.000	0	0	0.0	0	0	0	0	0	344	5.9
87-87	Berndt, Andy	6	9	0	2	.000	0	0	.000	0	0	.000	1	3	0.5	0	1	1	0	0	0	0.0
83-86	Bilas, Jay	127	2864	365	655	.557	0	0	.000	332	511	.650	0	692	5.4	56	167	379	54	37	1062	8.4
73-75	Billerman, Kevin	78	0	291	659	.442	0	0	.000	211	264	.799	0	174	2.2	270	0	287	0	0	793	10.2
55-55	Blackburn, Tom	11	0	4	10	.400	0	0	.000	3	10	.300	0	1	0.1	0	0	1	0	0	11	1.0
70-70	Blackman, Don	25	0	53	111	.477	0	0	.000	50	70	.714	0	131	5.2	8	0	45	0	0	156	6.2
92-95	Blakeney, Kenny	93	1065	105	229	.459	20	59	.339	67	105	.638	42	124	1.3	110	108	96	33	4	297	3.2
44-44	Bledsoe, Gene	17	0	47	0	.000	0	0	.000	19	0	.000	0	0	0.0	0	0	0	0	0	113	6.6
06-06	Boateng, Eric	20	50	6	7	.857	0	0	.000	2	2	1.000	4	12	0.6	1	5	11	1	0	14	0.7
00-02	Boozer, Carlos	101	2620	554	878	.631	0	2	.000	398	537	.741	260	724	7.2	115	157	288	95	72	1506	14.9
00-04	Borman, Andy	40	78	5	9	.556	3	6	.500	4	7	.571	4	12	0.3	5	8	6	1	0	17	0.4
38-40	Bowman, Jim	11	0	4	0	.000	0	0	.000	2	0	.000	0	0	0.0	0	0	0	0	0	10	0.9
51-51	Boyce, Rod	8	0	3	9	.333	0	0	.000	1	5	.200	0	0	0.0	0	0	12	0	0	7	0.9
58-59	Boyd, Jack	27	0	42	142	.296	0	0	.000	21	37	.568	0	47	1.7	0	0	59	0	0	105	3.9
06-07	Boykin, Jamal	29	100	10	19	.526	0	0	.000	9	10	.900	11	32	1.1	2	8	21	4	7	29	1.0
98-99	Brand, Elton	60	1634	355	580	.612	0	0	.000	262	390	.672	215	536	8.9	51	101	150	81	113	972	16.2
46-46	Brand, Joe	6	0	6	0	.000	0	0	.000	2	0	.000	0	0	0.0	0	0	0	0	0	14	2.3
87-90	Brickey, Robert	134	3039	484	884	.548	2	9	.222	329	531	.620	268	649	4.8	146	274	334	115	90	1299	9.7
93-93	Brown, Kenney	15	31	0	5	.000	0	1	.000	4	9	.444	2	5	0.3	0	1	3	0	0	4	0.3
40-41	Brown, Ray	30	0	22	0	.000	0	0	.000	10	0	.000	0	0	0.0	0	0	0	0	0	54	1.8
44-44	Bruce,	1	0	0	0	.000	0	0	.000	0	0	.000	0	0	0.0	0	0	0	0	0	0	0.0
46-46	Brunner, George	16	0	12	0	.000	0	0	.000	7	0	.000	0	0	0.0	0	0	0	0	0	31	1.9
93-96	Brunson, Stan	36	208	5	22	.227	0	0	.000	7	12	.583	25	50	1.4	4	13	37	3	0	17	0.5
82-85	Bryan, Jay	57	244	20	57	.351	0	1	.000	22	50	.440	0	44	0.8	9	19	57	9	0	62	1.1
99-99	Bryant, D.	13	30	3	9	.333	1	3	.333	1	4	.250	0	3	0.2	2	3	4	1	0	8	0.6
56-57	Bryson, Ed	13	0	2	20	.100	0	0	.000	0	0	.000	0	8	0.6	0	0	12	0	0	4	0.3
88-91	Buckley, Clay	86	439	51	85	.600	0	0	.000	46	79	.582	37	88	1.0	12	25	44	13	6	148	1.7
62-64	Buckley, Jay	85	0	352	617	.571	0	0	.000	222	391	.568	0	714	8.4	0	0	241	0	0	926	10.9
00-03	Buckner, Andre	84	260	16	48	.333	5	16	.313	18	35	.514	7	30	0.4	27	23	26	13	1	55	0.7
56-56	Buhowsky, Tony	15	0	10	39	.256	0	0	.000	7	14	.500	0	33	2.2	0	0	28	0	0	27	1.8
74-74	Burch, Edgar	23	0	72	180	.400	0	0	.000	13	20	.650	0	33	1.4	27	0	34	0	0	157	6.8
72-74	Burdette, Jeff	57	0	22	84	.262	0	0	.000	15	41	.366	0	35	0.6	66	0	92	0	0	59	1.0
98-99	Burgess, Chris	75	1061	150	266	.564	3	9	.333	64	147	.435	106	268	3.6	49	62	127	44	58	367	4.9
87-89	Burjin, George	38	93	11	19	.579	0	0	.000	6	21	.286	7	17	0.4	4	6	10	4	6	28	0.7
92-92	Burt, Ron	19	38	3	11	.273	0	0	.000	4	4	1.000	0	2	0.1	8	4	3	1	1	10	0.5
97-99	Caldbeck, Justin	28	70	5	13	.385	0	0	.000	3	8	.375	5	15	0.5	3	5	5	1	1	13	0.5
00-99	Caldbeck, Ryan	33	73	2	15	.133	1	10	.100	3	7	.429	1	13	0.4	2	1	3	1	0	8	0.2
49-49	Campbell, Ray	1	0	0	0	.000	0	0	.000	0	0	.000	0	0	0.0	0	0	0	0	0	0	0.0
60-61	Cantwell, John	38	0	50	129	.388	0	0	.000	14	24	.583	0	24	0.6	0	0	35	0	0	114	3.0
94-97	Capel, Jeff	129	3775	580	1362	.426	220	553	.398	221	327	.676	124	390	3.0	433	328	269	110	18	1601	12.4
71-71	Carr, Judge	1	0	0	0	.000	0	0	.000	0	0	.000	0	1	1.0	0	0	0	0	0	0	0.0
00-99	Carrawell, Chris	136	3541	542	1115	.486	62	172	.360	309	463	.667	211	608	4.5	309	231	206	105	114	1455	10.7
43-45	Carver, Gordon	78	0																			

MEDIA GUIDE

2013-14 DUKE MEN'S BASKETBALL

Years	Name	G	MIN	FG	FGA	PCT	3PT	3PA	PCT	FT	FTA	PCT	OR	TR	AVG	AST	TO	PF	ST	BL	PTS	AVG	
91-94	Clark, Marty	122	1668	224	465	.482	49	131	.374	150	187	.802	74	181	1.5	134	148	155	68	18	647	5.3	
41-41	Clark, Robert	1	0	0	0	.000	0	0	.000	0	0	.000	0	0	0.0	0	0	0	0	0	0	0	0.0
56-58	Clement, Hayes	48	0	104	266	.391	0	0	.000	83	125	.664	0	224	4.7	0	0	111	0	0	0	291	6.1
43-43	Coleman, Jack	16	0	51	0	.000	0	0	.000	13	0	.000	0	0	0.0	0	0	0	0	0	0	115	7.2
47-49	Collins, Ben	77	0	259	0	.000	0	0	.000	154	0	.000	0	0	0.0	0	0	0	0	0	0	672	8.7
93-96	Collins, Chris	120	2874	357	867	.412	209	539	.388	168	236	.712	55	243	2.0	291	175	167	108	3	1091	9.1	
87-87	Colonna, Dave	2	2	0	0	.000	0	0	.000	0	0	.000	0	0	0.0	0	0	1	0	0	0	0	0.0
39-41	Connelly, Tom	55	0	31	0	.000	0	0	.000	26	0	.000	0	0	0.0	0	0	0	0	0	0	88	1.6
73-74	Cook, Bob	16	0	9	22	.409	0	0	.000	0	0	.000	0	13	0.8	0	0	8	0	0	0	18	1.1
88-90	Cook, Joe	48	286	28	67	.418	3	7	.429	23	33	.697	12	36	0.8	35	37	25	19	1	82	1.7	
12-13	Cook, Quinn	69	1595	198	479	.413	69	196	.352	102	122	.836	25	172	2.5	253	98	122	7	65	567	8.2	
46-46	Cordell, Tom	19	0	21	0	.000	0	0	.000	7	0	.000	0	0	0.0	0	0	0	0	0	0	49	2.6
80-80	Corrigan, Jim	9	22	1	1	1.000	0	0	.000	2	2	1.000	0	1	0.1	3	2	3	0	0	0	4	0.4
46-46	Corrington, Jim	6	0	0	0	.000	0	0	.000	0	0	.000	0	0	0.0	0	0	0	0	0	0	0	0.0
39-40	Cowdrick, Tom	3	0	0	0	.000	0	0	.000	1	0	.000	0	0	0.0	0	0	0	0	0	0	1	0.3
61-63	Cox, Fred	11	0	3	6	.500	0	0	.000	1	2	.500	0	3	0.3	0	0	6	0	0	0	7	0.6
62-64	Cox, Ray	39	0	13	31	.419	0	0	.000	7	14	.500	0	25	0.6	0	0	20	0	0	0	33	0.8
49-49	Crigler, Benner	1	0	0	0	.000	0	0	.000	0	0	.000	0	0	0.0	0	0	0	0	0	0	0	0.0
74-77	Crow, Mark	87	841	341	675	.505	0	0	.000	138	174	.793	0	346	4.0	116	63	225	0	0	0	820	9.4
50-52	Crowder, Dick	93	0	258	492	.524	0	0	.000	116	127	.913	0	220	2.4	28	0	264	0	0	0	632	6.8
84-84	Crump, Vince	7	12	0	0	.000	0	0	.000	1	3	.333	0	1	0.1	0	1	0	0	0	0	1	0.1
44-44	Curry, Pat	3	0	2	0	.000	0	0	.000	0	0	.000	0	0	0.0	0	0	0	0	0	0	4	1.3
11-13	Curry, Seth	106	3080	439	999	.439	223	531	.420	293	355	.825	60	245	2.3	211	146	196	125	18	1394	13.2	
09-10	Cyz, Olek	19	112	10	25	.400	1	7	.143	2	6	.333	10	24	1.3	8	11	6	2	1	23	1.2	
52-54	D'Emilio, Rudy	80	0	393	1125	.349	0	0	.000	242	363	.667	0	330	4.1	100	0	227	0	0	0	1028	12.9
06-10	Davidson, Jordan	55	101	4	13	.308	2	5	.400	8	14	.571	3	9	0.2	6	8	9	3	0	0	18	0.3
04-05	Davidson, Patrick	29	51	0	5	.000	0	2	.000	4	4	1.000	0	5	0.2	1	1	4	1	0	0	4	0.1
89-92	Davis, Brian	141	2788	326	701	.465	9	44	.205	291	424	.686	175	434	3.1	181	178	258	119	24	952	6.8	
10-12	Dawkins, Andre	109	2015	246	574	.428	167	416	.401	93	123	.756	26	183	1.7	55	70	157	46	8	752	6.9	
83-86	Dawkins, Johnny	133	4749	1026	2019	.508	19	54	.352	485	614	.790	0	536	4.0	555	414	270	168	24	2556	19.2	
71-71	Dawson, Jeff	30	0	124	289	.429	0	0	.000	40	50	.800	0	53	1.8	29	0	45	0	0	0	288	9.6
52-54	Decker, Marv	60	0	112	244	.459	0	0	.000	88	121	.727	0	350	5.8	3	0	125	0	0	0	312	5.2
51-52	Deimling, Kes	60	0	101	271	.373	0	0	.000	94	129	.729	0	123	2.1	20	0	141	0	0	0	296	4.9
04-04	Deng, Luol	37	1149	210	442	.475	40	111	.360	98	138	.710	82	255	6.9	68	83	82	49	39	558	15.1	
78-81	Dennard, Kenny	117	3514	452	881	.513	0	0	.000	153	260	.588	0	671	5.7	232	246	383	47	10	1057	9.0	
69-71	Denton, Randy	84	0	693	1295	.535	0	0	.000	272	400	.680	0	1067	12.7	56	0	259	0	0	0	1658	19.7
69-71	DeVenzio, Dick	81	0	294	634	.464	0	0	.000	105	138	.761	0	170	2.1	388	0	218	0	0	0	693	8.6
03-06	Dockery, Sean	133	2705	230	514	.447	65	178	.365	121	182	.665	88	281	2.1	234	149	295	194	13	646	4.9	
54-55	Doherty, Marty	52	0	113	260	.435	0	0	.000	63	96	.656	0	245	4.7	0	0	145	0	0	0	289	5.6
96-99	Domzalski, Taymon	100	1301	154	292	.527	0	0	.000	116	158	.734	143	336	3.4	16	82	239	42	64	424	4.2	
70-72	Doughty, Pat	23	0	8	22	.364	0	0	.000	10	22	.455	0	9	0.4	11	0	20	0	0	0	26	1.1
51-51	Downing, Bill	7	0	1	8	.125	0	0	.000	1	1	1.000	0	0	0.0	0	0	4	0	0	0	3	0.4
53-54	Driesell, Charles	45	0	65	157	.414	0	0	.000	51	102	.500	0	107	2.4	0	0	76	0	0	0	181	4.0
40-40	Dubois, Lou	3	0	1	0	.000	0	0	.000	1	0	.000	0	0	0.0	0	0	0	0	0	0	3	1.0
48-49	Duff, Bob	20	0	24	0	.000	0	0	.000	16	0	.000	0	0	0.0	0	0	0	0	0	0	64	3.2
01-04	Duhon, Chris	144	4813	432	1033	.418	162	505	.321	242	349	.693	109	489	3.4	819	355	268	301	16	1268	8.8	
00-02	Dunleavy, Mike	104	2995	499	1050	.475	179	483	.371	194	278	.698	145	601	5.8	225	202	213	166	55	1371	13.2	
81-81	Dyke, Mack	3	4	1	1	1.000	0	0	.000	0	0	.000	0	0	0.0	0	0	1	0	0	0	2	0.7
37-38	Edwards, Mouse	38	0	61	0	.000	0	0	.000	33	0	.000	0	0	0.0	0	0	0	0	0	0	155	4.1
72-72	Edwards, Zeno	9	0	0	2	.000	0	0	.000	4	4	1.000	0	3	0.3	3	0	2	0	0	0	4	0.4
80-83	Emma, Tom	110	2818	273	625	.437	24	55	.436	214	254	.843	0	196	1.8	245	159	259	57	7	784	7.1	
50-51	Engberg, John	32	0	27	74	.365	0	0	.000	34	36	.944	0	0	0.0	0	0	56	0	0	0	88	2.8
80-83	Engelland, Chip	113	2472	411	793	.518	41	74	.554	162	191	.848	0	148	1.3	168	118	174	45	5	1025	9.1	
87-87	Essex, Rey	6	8	1	2	.500	0	0	.000	1	4	.250	2	7	1.1	0	0	0	0	0	0	3	0.5
69-70	Evans, Brad	50	0	133	281	.473	0	0	.000	88	154	.571	0	120	2.4	105	0	86	0	0	0	354	7.1
02-05	Ewing, Daniel	138	3825	538	1246	.432	217	554	.392	302	405	.746	117	382	2.8	293	258	365	191	24	1595	11.6	
49-49	Farinella, Don	2	0	1	0	.000	0	0	.000	0	0	.000	0	0	0.0	0	0	0	0	0	0	2	1.0
63-65	Ferguson, Denny	81	0	184	402	.458	0	0	.000	41	56	.732	0	136	1.7	0	0	124	0	0	0	409	5.0
86-89	Ferry, Danny	143	4308	810	1675	.484	108	278	.388	427	551	.775	236	1003	7.0	506	396	394	169	71	2155	15.1	
65-65	Fitts, Burton	3	0	1	3	.333	0	0	.000	0	0	.000	0	1	0.3	0	0	3	0	0	0	2	0.7
73-75	Fleischer, Bob	78	0	441	789	.559	0	0	.000	257	333	.772	0	817	10.5	125	0	226	0	0	0	1139	14.6
50-52	Fleming, Bill	75	0	164	458	.358	0	0	.000	121	192	.630	0	291	3.9	65	0	210	0	0	0	449	6.0
38-40	Flentye, Bill	12	0	3	0	.000	0	0	.000	0	0	.000	0	0	0.0	0	0	0	0	0	0	6	0.5
82-84	Ford, Richard	21	39	0	16	.000	0	0	.000	4	4	1.000	0	4	0.2	4	6	6	1	0	0	4	0.2
73-76	Fox, Paul	68	0	58	121	.479	0	0	.000	34	57	.596	0	71	1.0	24	0	87	0	0	0	150	2.2
67-67	Francis, Bob	1	0	1	2	.500	0	0	.000	3	3	1.000	0	4	0.4	0	0	1	0	0	0	5	5.0
82-82	Franke, Ned	3	3	1	1	1.000	0	0	.000	0	0	.000	0	1	0.3	0	0	0	0	0	0	2	0.7
59-61	Frye, John	81	0	267	699	.382	0	0	.000	232	326	.712	0	211	2.6	0	0	172	0	0	0	766	9.5
42-44	Gantt, Bob</																						

2013-14 DUKE MEN'S BASKETBALL

MEDIA GUIDE

Years	Name	G	MIN	FG	FGA	PCT	3PT	3PA	PCT	FT	FTA	PCT	OR	TR	AVG	AST	TO	PF	ST	BL	PTS	AVG
50-52	Groat, Dick	82	0	682	1669	.409	0	0	.000	522	710	.735	0	229	2.8	229	0	290	0	0	1886	23.0
42-42	Gross,	2	0	1	0	.000	0	0	.000	1	0	.000	0	0	0.0	0	0	0	0	0	3	1.5
46-46	Hackett,	4	0	3	0	.000	0	0	.000	0	0	.000	0	0	0.0	0	0	0	0	0	6	1.5
11-13	Hairston, Josh	91	855	80	185	.432	0	2	.000	47	73	.644	68	148	1.6	16	42	150	13	11	207	2.3
77-77	Hall, Cameron	27	418	47	94	.500	0	0	.000	22	39	.564	0	56	2.1	20	30	71	0	0	116	4.3
96-96	Hall, Jeremy	10	14	1	2	.500	0	0	.000	2	2	1.000	1	1	0.1	1	0	0	0	0	4	0.4
62-62	Hamilton, Roger	3	0	1	3	.333	0	0	.000	0	0	.000	0	0	0.0	0	0	1	0	0	2	0.7
77-79	Hardy, Rob	28	79	10	21	.476	0	0	.000	2	5	.400	0	12	0.4	5	6	21	0	0	22	0.8
44-44	Harner, Harry	25	0	63	0	.000	0	0	.000	34	0	.000	0	0	0.0	0	0	0	0	0	160	6.4
78-79	Harrell, John	63	1206	92	185	.497	0	0	.000	47	62	.758	0	53	0.8	98	64	111	0	0	231	3.7
56-58	Harris, Bobby Joe	75	0	288	768	.375	0	0	.000	168	225	.747	0	253	3.4	0	0	200	0	0	744	9.9
62-64	Harrison, Buzzy	83	0	284	589	.482	0	0	.000	107	150	.713	0	267	3.2	0	0	137	0	0	675	8.1
64-64	Harscher, Frank	15	0	8	21	.381	0	0	.000	7	8	.875	0	5	0.3	0	0	5	0	0	23	1.5
96-99	Heaps, Jay	30	69	2	6	.333	1	2	.500	3	10	.300	2	7	0.2	13	9	14	4	1	8	0.3
40-40	Heath, John	1	0	0	0	.000	0	0	.000	0	0	.000	0	0	0.0	0	0	0	0	0	0	0.0
83-86	Henderson, David	128	3325	586	1208	.485	9	33	.273	389	554	.702	0	513	4.0	263	327	332	151	10	1570	12.3
07-09	Henderson, Gerald	103	2607	456	995	.458	69	210	.329	281	398	.706	124	435	4.2	182	191	179	101	69	1262	12.3
87-90	Henderson, Phil	115	2886	510	1053	.484	128	320	.400	249	320	.778	130	330	2.9	217	246	225	129	20	1397	12.1
38-38	Hendrickson, Abe	20	0	9	0	.000	0	0	.000	10	0	.000	0	0	0.0	0	0	0	0	0	28	1.4
63-65	Herbster, Ron	85	0	98	225	.436	0	0	.000	85	123	.691	0	105	1.2	0	0	79	0	0	281	3.3
37-37	Herrick, Albert	21	0	30	0	.000	0	0	.000	20	0	.000	0	0	0.0	0	0	0	0	0	80	3.8
61-63	Heyman, Art	79	0	713	1580	.451	0	0	.000	558	853	.654	0	865	10.9	0	0	214	0	0	1984	25.1
49-49	Hibblitts, Harold	18	0	19	0	.000	0	0	.000	9	0	.000	0	0	0.0	0	0	0	0	0	47	2.6
91-94	Hill, Grant	129	3922	745	1400	.532	44	117	.376	390	559	.698	203	769	6.0	461	319	316	218	133	1924	14.9
90-93	Hill, Thomas	141	3462	590	1137	.519	95	246	.386	319	443	.720	174	488	3.5	177	189	264	194	49	1594	11.3
38-40	Hobgood, Lang	18	0	7	0	.000	0	0	.000	5	0	.000	0	0	0.0	0	0	0	0	0	19	1.1
73-76	Hodge, Willie	102	0	463	906	.511	0	0	.000	191	263	.726	0	605	5.9	100	0	287	0	0	1117	11.0
37-38	Hoffman, John	45	0	45	0	.000	0	0	.000	30	0	.000	0	0	0.0	0	0	0	0	0	120	2.7
39-41	Holley, Chuck	69	0	178	0	.000	0	0	.000	75	0	.000	0	0	0.0	0	0	0	0	0	431	6.2
44-44	Hollingsworth, Wright	11	0	6	0	.000	0	0	.000	0	0	.000	0	0	0.0	0	0	0	0	0	12	1.1
00-04	Horvath, Nick	133	1193	124	277	.448	30	124	.242	69	111	.622	105	276	2.1	44	66	179	42	45	347	2.6
41-43	Hubbell, David	20	0	6	0	.000	0	0	.000	1	0	.000	0	0	0.0	0	0	0	0	0	13	0.7
48-50	Hughes, Tommy	72	0	179	0	.000	0	0	.000	175	0	.000	0	0	0.0	0	0	58	0	0	533	7.4
90-93	Hurley, Bobby	140	4802	513	1252	.410	264	652	.405	441	568	.776	54	306	2.2	1076	534	320	202	5	1731	12.4
59-61	Hurt, Howard	80	0	420	1070	.393	0	0	.000	255	341	.748	0	575	7.2	0	0	205	0	0	1095	13.7
44-44	Hyde, Henry	25	0	25	0	.000	0	0	.000	3	0	.000	0	0	0.0	0	0	0	0	0	53	2.1
11-11	Irving, Kyrie	11	303	55	104	.529	18	39	.462	64	71	.901	6	37	3.4	47	27	23	16	6	192	17.5
83-83	Jackman, Bill	27	286	36	91	.396	5	9	.556	10	10	1.000	0	44	1.6	9	19	31	8	1	87	3.2
68-70	Jackson, Doug	4	0	3	10	.300	0	0	.000	0	0	.000	0	4	1.0	0	0	4	0	0	6	1.5
00-99	James, Nate	135	2813	387	818	.473	111	331	.335	231	315	.733	221	500	3.7	147	199	222	147	27	1116	8.3
62-63	Jamieson, Bob	30	0	19	32	.594	0	0	.000	12	24	.500	0	53	1.8	0	0	48	0	0	50	1.7
52-54	Janicki, Bernie	83	0	480	1283	.374	0	0	.000	287	429	.669	0	923	11.1	42	0	255	0	0	1247	15.0
42-43	Jarvis,	3	0	0	0	.000	0	0	.000	1	0	.000	0	0	0.0	0	0	0	0	0	1	0.3
13-13	Jefferson, Amile	32	405	51	94	.543	0	0	.000	25	41	.610	42	92	2.9	7	12	53	12	16	127	4.0
60-60	Johnson, C.B.	1	0	0	0	.000	0	0	.000	0	0	.000	0	0	0.0	0	0	1	0	0	0	0.0
51-52	Johnson, Dick	58	0	81	238	.340	0	0	.000	34	54	.630	0	38	0.7	58	0	112	0	0	196	3.4
03-06	Johnson, Patrick	53	147	10	12	.833	0	0	.000	6	10	.600	13	35	0.7	6	5	27	1	5	26	0.5
07-10	Johnson, Steve	21	39	2	4	.500	0	0	.000	3	5	.600	1	4	0.2	0	0	2	2	1	7	0.3
02-03	Jones, Dahntay	68	2026	351	724	.485	59	170	.347	214	289	.740	101	326	4.8	69	121	202	66	35	975	14.3
58-59	Joyce, Marty	18	0	6	32	.188	0	0	.000	6	12	.500	0	14	0.8	0	0	13	0	0	18	1.0
55-56	Kalbfus, Jack	38	0	112	260	.431	0	0	.000	67	124	.540	0	116	3.1	0	0	68	0	0	291	7.7
59-62	Kast, Fred	57	0	102	295	.346	0	0	.000	39	60	.650	0	167	2.9	0	0	66	0	0	243	4.3
69-71	Katherman, Rick	82	0	447	965	.463	0	0	.000	111	144	.771	0	362	4.4	65	0	186	0	0	1005	12.3
46-46	Kaufman,	2	0	1	0	.000	0	0	.000	1	0	.000	0	0	0.0	0	0	0	0	0	3	1.5
10-13	Kelly, Ryan	126	2437	314	682	.460	102	269	.379	219	272	.805	141	465	3.7	117	104	237	73	133	949	7.5
66-68	Kennedy, Joe	62	0	177	429	.413	0	0	.000	100	130	.769	0	265	4.3	0	0	119	0	0	454	7.3
85-88	King, Billy	135	2825	234	464	.504	0	1	.000	134	280	.479	75	390	2.9	251	180	292	140	45	602	4.5
08-08	King, Taylor	34	330	63	152	.414	43	114	.377	17	29	.586	23	68	2.0	14	19	32	11	14	186	5.5
59-61	Kistler, Doug	81	0	388	864	.449	0	0	.000	156	240	.650	0	756	9.3	0	0	223	0	0	932	11.5
63-65	Kitching, Brent	61	0	91	210	.433	0	0	.000	53	74	.716	0	103	1.7	0	0	62	0	0	235	3.9
46-47	Koffenberger, Ed	54	0	280	0	.000	0	0	.000	173	0	.000	0	0	0.0	0	0	0	0	0	733	13.6
66-68	Kolodziej, Tim	60	0	130	300	.433	0	0	.000	157	207	.758	0	230	3.8	0	0	131	0	0	417	7.0
88-91	Koubek, Greg	147	2064	252	591	.426	80	214	.374	133	183	.727	125	364	2.5	104	134	213	68	12	717	4.9
73-75	Kramer, Pete	76	0	338	697	.485	0	0	.000	110	145	.759	0	253	3.3	117	0	166	0	0	786	10.3
68-70	Kuhlmeier, Ray	29	0	38	91	.418	0	0	.000	15	19	.789	0	30	1.0	17	0	25	0	0	91	3.1
50-51	Kulpan, Red	58	0	79	130	.608	0	0	.000	69	0	.000	0	0	0.0	0	0	170	0	0	227	3.9
52-54	Lacy, Rudy	70	0	158	337	.469	0	0	.000	132	194	.680	0	264	3.8	9	0	136	0	0	448	6.4
89-92	Laettner, Christian	148	4049	834	1452	.574	79	163	.485	713	885	.806	374	1149	7.8	273	398	425	243	145	2460	16.6
55-58	Lakata, Bob	68	0	156	397	.393	0	0	.000	119	181	.657	0	394	5.8	0	0	155	0	0	431	6.3
53-55	Lamley, Herky	47	0	91	275	.331	0	0	.000	64	90	.711	0	2								

MEDIA GUIDE

2013-14 DUKE MEN'S BASKETBALL

Years	Name	G	MIN	FG	FGA	PCT	3PT	3PA	PCT	FT	FTA	PCT	OR	TR	AVG	AST	TO	PF	ST	BL	PTS	AVG
42-47	Lofitis, Garland	67	0	169	0	.000	0	0	.000	52	0	.000	0	0	0.0	0	0	0	0	0	390	5.8
01-05	Love, Reggie	58	404	28	59	.475	0	2	.000	19	36	.528	55	108	1.9	15	19	68	18	13	75	1.3
49-49	Lynch, Hal	1	0	0	0	.000	0	0	.000	0	0	.000	0	0	0.0	0	0	0	0	0	0	0.0
48-48	Lyons, Pat	21	0	13	0	.000	0	0	.000	6	0	.000	0	0	0.0	0	0	0	0	0	32	1.5
99-99	Maggette, Corey	39	691	137	261	.525	29	84	.345	111	155	.716	56	151	3.9	59	80	99	29	15	414	10.6
77-77	Mainwaring, Rick	8	20	0	1	.000	0	0	.000	3	4	.750	0	3	0.4	1	3	0	0	0	3	0.4
46-46	Major,	4	0	2	0	.000	0	0	.000	1	0	.000	0	0	0.0	0	0	0	0	0	5	1.3
63-64	Mann, Ted	29	0	6	30	.200	0	0	.000	8	15	.533	0	29	1.0	0	0	17	0	0	20	0.7
57-57	Marcovecchio, Joe	2	0	0	3	.000	0	0	.000	0	2	.000	0	1	0.5	0	0	3	0	0	0	0.0
64-66	Marin, Jack	86	0	513	1027	.500	0	0	.000	253	336	.753	0	695	8.1	0	0	219	0	0	1279	14.9
47-50	Martin, Bill	76	0	85	0	.000	0	0	.000	28	0	.000	0	0	0.0	0	0	9	0	0	198	2.6
53-56	Mayer, Ronnie	105	0	566	1342	.422	0	0	.000	515	673	.765	0	954	9.1	0	0	347	0	0	1647	15.7
65-65	McBride, Elliott	4	0	2	2	1.000	0	0	.000	3	3	1.000	0	0	0.0	0	0	1	0	0	7	1.8
90-91	McCaffrey, Bill	76	1471	253	538	.470	32	95	.337	153	188	.814	21	95	1.3	105	104	95	59	5	691	9.1
40-42	McCahan, Bill	58	0	85	0	.000	0	0	.000	49	0	.000	0	0	0.0	0	0	0	0	0	219	3.8
05-09	McClure, Dave	124	1736	113	235	.481	6	18	.333	46	86	.535	123	379	3.1	79	76	157	86	57	278	2.2
42-43	McGrane, Arthur	21	0	5	0	.000	0	0	.000	11	0	.000	0	0	0.0	0	0	0	0	0	21	1.0
65-67	McKaig, Stuart	49	0	23	55	.418	0	0	.000	14	29	.483	0	41	0.8	0	0	37	0	0	60	1.2
97-98	McLeod, Roshown	69	1649	338	687	.492	71	179	.397	194	262	.740	135	376	5.4	78	125	207	72	60	941	13.6
81-84	McNeely, Doug	85	1103	88	202	.436	0	0	.000	55	82	.671	0	163	1.9	46	81	166	47	3	231	2.7
06-07	McRoberts, Josh	69	2047	279	517	.540	10	36	.278	174	262	.664	130	449	6.5	167	131	190	80	128	742	10.8
82-85	Meagher, Dan	118	2583	275	596	.461	0	0	.000	206	323	.638	0	476	4.0	137	189	334	74	14	756	6.4
02-03	Means, Andy	17	47	4	9	.444	2	2	1.000	2	4	.500	5	14	0.8	2	3	3	3	0	12	0.7
92-95	Meek, Erik	121	1877	214	358	.598	0	0	.000	185	322	.575	222	520	4.3	49	100	241	55	73	613	5.1
71-73	Melchionni, Gary	77	0	305	685	.445	0	0	.000	193	231	.835	0	207	2.7	184	0	127	0	0	803	10.4
03-06	Melchionni, Lee	117	1649	165	426	.387	111	309	.359	80	121	.661	66	260	2.2	68	67	168	63	14	521	4.5
43-44	Metzler, Robert	18	0	4	0	.000	0	0	.000	2	0	.000	0	0	0.0	0	0	0	0	0	10	0.6
60-62	Mewhort, Buzz	71	0	128	274	.467	0	0	.000	90	141	.638	0	225	3.2	0	0	110	0	0	346	4.9
42-43	Miller, Alex	19	0	9	0	.000	0	0	.000	0	0	.000	0	0	0.0	0	0	0	0	0	18	0.9
57-58	Miller, Don	39	0	45	121	.372	0	0	.000	27	40	.675	0	63	1.6	0	0	36	0	0	117	3.0
37-39	Minor, Stoop	37	0	36	0	.000	0	0	.000	20	0	.000	0	0	0.0	0	0	0	0	0	92	2.5
40-41	Mock, Bill	48	0	125	0	.000	0	0	.000	40	0	.000	0	0	0.0	0	0	0	0	0	290	6.0
93-96	Moore, Tony	56	456	55	90	.611	0	0	.000	32	47	.681	49	106	1.9	24	34	61	11	26	142	2.5
54-56	Morgan, Junior	79	0	249	611	.408	0	0	.000	215	330	.652	0	643	8.1	0	0	260	0	0	713	9.0
59-61	Morgan, Merrill	29	0	30	87	.345	0	0	.000	10	17	.588	0	26	0.9	0	0	31	0	0	70	2.4
59-59	Morris, Johnny	1	0	0	1	.000	0	0	.000	0	0	.000	0	0	0.0	0	0	2	0	0	0	0.0
76-79	Morrison, Harold	93	929	89	230	.387	0	0	.000	62	94	.660	0	193	2.1	45	66	136	0	0	240	2.6
75-76	Moses, George	35	0	122	226	.540	0	0	.000	35	77	.455	0	316	9.0	90	0	113	61	0	279	8.0
44-44	Mote, Kelly	2	0	0	0	.000	0	0	.000	0	0	.000	0	0	0.0	0	0	0	0	0	0	0.0
44-44	Mott,	4	0	1	0	.000	0	0	.000	0	0	.000	0	0	0.0	0	0	0	0	0	2	0.5
39-41	Moyer, Bob	16	0	5	0	.000	0	0	.000	2	0	.000	0	0	0.0	0	0	0	0	0	12	0.8
60-62	Mullen, Jack	56	0	107	248	.431	0	0	.000	49	99	.495	0	187	3.3	0	0	88	0	0	263	4.7
62-64	Mullins, Jeff	86	0	770	1495	.515	0	0	.000	344	452	.761	0	776	9.0	0	0	190	0	0	1884	21.9
13-13	Murphy, Alex	31	194	27	55	.491	5	24	.208	5	12	.417	9	30	1.0	0	11	18	5	3	64	2.1
64-64	Murray, Terry	1	0	0	1	.000	0	0	.000	0	0	.000	0	2	2.0	0	0	1	0	0	0	0.0
42-42	Nauman,	2	0	1	0	.000	0	0	.000	0	0	.000	0	0	0.0	0	0	0	0	0	2	1.0
46-46	Neighborgall,	4	0	0	0	.000	0	0	.000	0	0	.000	0	0	0.0	0	0	0	0	0	0	0.0
05-08	Nelson, DeMarcus	124	3254	473	1015	.466	124	332	.373	266	454	.586	177	606	4.9	222	255	265	145	40	1336	10.8
84-87	Nessley, Martin	92	731	86	180	.478	0	0	.000	52	83	.627	35	191	2.1	30	55	144	17	53	224	2.4
56-58	Newcome, Jim	75	0	335	836	.401	0	0	.000	156	256	.609	0	600	8.0	0	0	179	0	0	826	11.0
94-97	Newton, Greg	107	2006	310	545	.569	0	0	.000	192	315	.610	195	550	5.1	48	118	233	68	98	812	7.6
77-77	Northrop, Geoff	12	44	6	14	.429	0	0	.000	5	7	.714	0	8	0.7	2	6	12	0	0	17	1.4
05-05	Novick, Tom	2	0	0	0	.000	0	0	.000	0	0	.000	0	0	0.0	0	0	1	0	0	0	0.0
73-76	O'Connell, Dave	64	0	74	169	.438	0	0	.000	35	67	.522	0	78	1.2	23	0	79	0	0	183	2.9
71-72	O'Connor, Richie	47	0	237	543	.436	0	0	.000	170	232	.733	0	236	5.0	90	0	95	0	0	644	13.7
37-39	O'Mara, Bob	53	0	93	0	.000	0	0	.000	35	0	.000	0	0	0.0	0	0	0	0	0	221	4.2
43-43	Osborn,	1	0	1	0	.000	0	0	.000	0	0	.000	0	0	0.0	0	0	0	0	0	2	2.0
04-07	Pagliuca, Joe	13	21	0	3	.000	0	1	.000	0	0	.000	0	1	1.0	0	0	2	0	0	0	0.0
89-91	Palmer, Crawford	82	670	75	126	.595	0	0	.000	45	70	.643	51	151	1.8	13	48	115	19	32	195	2.4
37-37	Parker, Ace	2	0	0	0	.000	0	0	.000	0	0	.000	0	0	0.0	0	0	0	0	0	0	0.0
92-95	Parks, Cherokee	131	3464	629	1142	.551	34	102	.333	351	465	.755	263	874	6.7	103	206	270	93	230	1643	12.5
38-40	Parsons, Bill	66	0	87	0	.000	0	0	.000	52	0	.000	0	0	0.0	0	0	0	0	0	226	3.4
06-09	Paulus, Greg	139	3752	376	907	.415	210	527	.398	231	298	.775	55	293	2.1	468	303	310	172	5	1193	8.6
49-49	Pergerm, Ernest	16	0	8	0	.000	0	0	.000	8	0	.000	0	0	0.0	0	0	0	0	0	24	1.5
05-06	Perkins, Ross	11	17	1	3	.333	1	1	1.000	0	0	.000	0	2	0.2	0	1	2	0	0	3	0.3
96-96	Perry, Baker	5	5	2	2	1.000	1	1	1.000	1	1	1.000	0	1	0.0	0	0	2	0	0	6	1.2
10-11	Peters, Casey	17	25	0	0	.000	0	0	.000	0	0	.000	0	4	0.2	0	1	0	1	0	0	0.0
53-53	Peters, Tommy	9	0	3	6	.500	0	0	.000	4	6	.667	0	2	0.2	0	0	9	0	0	10	1.1
13-13	Plumlee, Marshall	19	50	1	8	.125	0	0	.000	0	8	.000	5	11	0.6	1	5	5	3	3	2	0.1
10-13	Plumlee, Mason	141	3641	525	914	.574	2	10	.200	332	569	.583	328	1085	7.7	213	280	347	113	199	1384	9.8
09-12	Plumlee, Miles	135	2144	262	471	.556	1	1	1.000	125	200	.625	254</									

2013-14 DUKE MEN'S BASKETBALL

MEDIA GUIDE

Years	Name	G	MIN	FG	FGA	PCT	3PT	3PA	PCT	FT	FTA	PCT	OR	TR	AVG	AST	TO	PF	ST	BL	PTS	AVG
72-72	Righter, Ron	25	0	59	128	.461	0	0	.000	44	59	.746	0	78	3.1	5	0	36	0	0	162	6.5
37-37	Riley, Joe	17	0	17	0	.000	0	0	.000	5	0	.000	0	0	0.0	0	0	0	0	0	39	2.3
12-12	Rivers, Austin	34	1129	174	402	.433	58	159	.365	121	184	.658	21	115	3.4	71	79	76	33	1	527	15.5
38-38	Robb, Spencer	18	0	8	0	.000	0	0	.000	2	0	.000	0	0	0.0	0	0	0	0	0	18	1.0
57-59	Robertson, Jerry	68	0	103	285	.361	0	0	.000	64	122	.525	0	255	3.8	0	0	125	0	0	270	4.0
46-46	Robinson, Jack	20	0	17	0	.000	0	0	.000	3	0	.000	0	0	0.0	0	0	0	0	0	37	1.9
46-46	Roellke, Bob	22	0	14	0	.000	0	0	.000	9	0	.000	0	0	0.0	0	0	0	0	0	37	1.7
55-56	Rosenthal, Dick	23	0	20	50	.400	0	0	.000	9	18	.500	0	23	1.0	0	0	5	0	0	49	2.1
41-47	Rothbaum, Sammy	71	0	123	0	.000	0	0	.000	43	0	.000	0	0	0.0	0	0	0	0	0	289	4.1
62-62	Salisbury, Steve	2	0	1	2	.500	0	0	.000	0	1	.000	0	0	0.0	0	0	0	0	0	2	1.0
00-03	Sanders, Casey	124	1348	117	221	.529	0	0	.000	102	197	.518	150	316	2.5	27	85	238	29	120	336	2.7
47-49	Sapp, Carl	74	0	94	0	.000	0	0	.000	51	0	.000	0	0	0.0	0	0	0	0	0	239	3.2
70-71	Saunders, Larry	56	0	191	319	.599	0	0	.000	123	176	.699	0	406	7.3	24	0	145	0	0	505	9.0
47-50	Scarborough, Dave	70	0	151	0	.000	0	0	.000	94	0	.000	0	0	0.0	0	0	90	0	0	396	5.7
07-10	Scheyer, Jon	144	4759	586	1442	.406	297	780	.381	608	706	.861	148	522	3.6	440	211	229	208	30	2077	14.4
61-63	Schmidt, Fred	64	0	176	371	.474	0	0	.000	61	73	.836	0	106	1.7	0	0	71	0	0	413	6.5
56-58	Schmidt, Paul	67	0	193	425	.454	0	0	.000	173	273	.634	0	409	6.1	0	0	168	0	0	559	8.3
42-47	Seward, John	100	0	354	0	.000	0	0	.000	188	0	.000	0	0	0.0	0	0	0	0	0	896	9.0
52-54	Shabel, Fred	61	0	79	181	.436	0	0	.000	56	78	.718	0	76	1.2	10	0	115	0	0	214	3.5
71-73	Shaw, Alan	82	0	263	480	.548	0	0	.000	218	300	.727	0	673	8.2	104	0	215	0	0	744	9.1
39-41	Shokes, Eddie	40	0	65	0	.000	0	0	.000	16	0	.000	0	0	0.0	0	0	0	0	0	146	3.7
44-44	Shy,	13	0	11	0	.000	0	0	.000	2	0	.000	0	0	0.0	0	0	0	0	0	24	1.8
49-49	Simmons, Buck	3	0	1	0	.000	0	0	.000	0	0	.000	0	0	0.0	0	0	0	0	0	2	0.7
00-99	Simpson, J.D.	80	186	11	46	.239	4	25	.160	15	24	.625	6	27	0.3	14	22	13	9	0	41	0.5
08-11	Singler, Kyle	148	4887	814	1879	.433	267	736	.363	497	643	.773	360	1015	6.9	293	316	387	168	107	2392	16.2
95-98	Singleton, Todd	42	100	13	26	.500	0	0	.000	10	17	.588	5	15	0.4	5	5	12	1	4	36	0.9
47-50	Skibstead, Wes	32	0	30	0	.000	0	0	.000	14	0	.000	0	0	0.0	0	0	13	0	0	74	2.3
68-70	Smiley, Glen	8	0	6	13	.462	0	0	.000	2	5	.400	0	6	0.8	1	0	6	0	0	14	1.8
86-89	Smith, John	120	2061	338	619	.546	26	54	.481	243	320	.759	118	358	3.0	54	160	219	67	21	945	7.9
08-11	Smith, Nolan	143	3842	667	1490	.448	166	451	.368	411	514	.800	114	398	2.8	406	291	266	140	19	1911	13.4
86-89	Snyder, Quin	136	3178	292	682	.428	108	303	.356	156	223	.700	44	260	1.9	575	316	341	185	59	848	6.2
76-79	Spanarkel, Jim	114	3298	724	1374	.527	0	0	.000	564	700	.806	0	454	4.0	399	309	305	253	0	2012	17.6
40-42	Spuhler, Raymond	64	0	103	0	.000	0	0	.000	29	0	.000	0	0	0.0	0	0	0	0	0	235	3.7
42-48	Stark, Bill	35	0	33	0	.000	0	0	.000	7	0	.000	0	0	0.0	0	0	0	0	0	73	2.1
43-43	Stough,	9	0	17	0	.000	0	0	.000	11	0	.000	0	0	0.0	0	0	0	0	0	45	5.0
51-51	Strauss, Bob	3	0	1	6	.167	0	0	.000	0	2	.000	0	0	0.0	0	0	4	0	0	2	0.7
85-88	Strickland, Kevin	125	2337	411	827	.497	91	241	.378	182	231	.788	115	374	3.0	119	155	222	84	52	1095	8.8
78-81	Suddath, Jim	113	1076	105	214	.491	0	0	.000	57	81	.704	0	148	1.3	73	81	132	13	2	267	2.4
73-75	Suk, Bill	70	0	73	177	.412	0	0	.000	47	66	.712	0	140	2.0	42	0	142	0	0	193	2.8
13-13	Sulaimon, Rasheed	36	1050	137	323	.424	49	132	.371	93	116	.802	18	121	3.4	68	45	79	27	2	416	11.6
07-07	Sutton, Nick	1	2	0	0	.000	0	0	.000	0	0	.000	0	0	0.0	0	0	0	0	0	0	0.0
01-01	Sweet, Andre	7	79	13	27	.481	1	5	.200	2	6	.333	8	18	2.6	4	4	6	6	1	29	4.1
37-39	Swindell, Ed	67	0	207	0	.000	0	0	.000	79	0	.000	0	0	0.0	0	0	0	0	0	493	7.4
79-82	Taylor, Vince	120	3530	573	1112	.515	0	0	.000	309	479	.645	0	343	2.9	212	264	326	89	9	1455	12.1
68-70	Teer, Tim	40	0	53	150	.353	0	0	.000	13	19	.684	0	54	1.4	4	0	35	0	0	119	3.0
37-39	Thomas, Jim	47	0	45	0	.000	0	0	.000	30	0	.000	0	0	0.0	0	0	0	0	0	120	2.6
07-10	Thomas, Lance	140	2758	235	448	.525	0	0	.000	177	295	.600	255	508	3.6	64	166	397	77	33	647	4.6
03-04	Thompson, Michael	19	70	9	16	.563	0	0	.000	9	11	.818	6	9	0.5	0	4	12	1	6	27	1.4
11-13	Thornton, Tyler	104	1845	93	233	.399	62	171	.363	76	100	.760	35	167	1.6	181	94	247	93	5	324	3.1
55-55	Thuemmel, Bob	18	0	6	25	.240	0	0	.000	1	9	.111	0	5	0.3	0	0	20	0	0	13	0.7
63-65	Tison, Hack	85	0	315	617	.511	0	0	.000	169	258	.655	0	583	6.9	0	0	202	0	0	799	9.4
80-83	Tissaw, Mike	94	1525	75	178	.421	0	0	.000	85	160	.531	0	244	2.6	39	97	166	20	12	235	2.5
54-55	Tobin, Don	36	0	67	193	.347	0	0	.000	46	82	.561	0	121	3.4	0	0	93	0	0	180	5.0
07-07	Tormey, Griffin	0	0	0	0	.000	0	0	.000	0	0	.000	0	0	0.0	0	0	0	0	0	0	0.0
53-55	Turner, Hal	58	0	117	337	.347	0	0	.000	24	39	.615	0	52	0.9	0	0	67	0	0	258	4.4
43-44	Turner, Kenny	25	0	14	0	.000	0	0	.000	7	0	.000	0	0	0.0	0	0	0	0	0	35	1.4
62-62	Ulrich, Bill	21	0	34	86	.395	0	0	.000	10	18	.556	0	31	1.5	0	0	35	0	0	78	3.7
64-66	Vacendak, Steve	84	0	378	877	.431	0	0	.000	197	289	.682	0	358	4.3	0	0	199	0	0	953	11.3
39-41	Valasek, Cy	66	0	136	0	.000	0	0	.000	65	0	.000	0	0	0.0	0	0	0	0	0	337	5.1
67-69	Vandenbergh, Steve	76	0	239	443	.540	0	0	.000	160	214	.748	0	458	6.0	13	0	178	0	0	638	8.4
65-67	Verga, Bob	80	0	728	1486	.490	0	0	.000	302	414	.729	0	299	3.7	0	0	195	0	0	1758	22.0
57-58	Vernon, Bob	49	0	222	540	.411	0	0	.000	94	132	.712	0	156	3.2	0	0	61	0	0	538	11.0
94-97	Wallace, Carmen	81	927	97	218	.445	29	67	.433	57	78	.731	67	138	1.7	29	46	115	37	27	280	3.5
47-49	Wallingford, Tom	30	0	15	0	.000	0	0	.000	5	0	.000	0	0	0.0	0	0	0	0	0	35	1.2
66-66	Warren, Dick	5	0	0	3	.000	0	0	.000	1	2	.500	0	3	0.6	0	0	1	0	0	1	0.2
57-59	Watson, Bill	32	0	27	79	.342	0	0	.000	18	29	.621	0	34	1.1	0	0	37	0	0	72	2.3
59-59	Wayand, Bob	1	0	0	2	.000	0	0	.000	1	2	.500	0	2	2.0	0	0	1	0	0	1	1.0
81-81	Weingart, Jon	6	10	1	4	.250	0	0	.000	0	0	.000	0	1	0.2	1	0	1	0	0	2	0.3
66-68	Wendelin, Ron	81	0	118	312	.378	0	0	.000	59	98	.602	0	154	1.9	0	0	171	0	0	295	3.6
82-83	Wendt, Greg	44	366	41	102	.402	0	2	.000	21	36	.583	0	71	1.6	14	22	54	13	0	103	2.3
70-72	West, Robby	37	0	62	157</																	

Years	Name	G	MIN	FG	FGA	PCT	3PT	3PA	PCT	FT	FTA	PCT	OR	TR	AVG	AST	TO	PF	ST	BL	PTS	AVG
44-44	Wright, Bill	26	0	129	0	.000	0	0	.000	38	0	.000	0	0	0.0	0	0	0	0	0	296	11.4
70-72	Yarbrough, Stu	51	0	93	175	.531	0	0	.000	91	125	.728	0	116	2.3	21	0	71	0	0	277	5.4
48-51	York, Scotty	98	0	154	328	.470	0	0	.000	103	83	1.241	0	0	0.0	0	0	96	0	0	411	4.2
47-50	Youmans, Corren	99	0	390	0	.000	0	0	.000	193	0	.000	0	0	0.0	0	0	62	0	0	973	9.8
75-76	Young, Kenny	43	0	79	200	.395	0	0	.000	32	48	.667	0	24	0.6	45	0	70	0	0	190	4.4
59-61	Youngkin, Carroll	81	0	413	765	.540	0	0	.000	328	572	.573	0	829	10.2	0	0	232	0	0	1154	14.2
10-13	Zafirovski, Todd	17	37	2	7	.286	0	0	.000	1	4	.250	1	5	0.3	1	1	5	1	2	5	0.3
38-38	Zavlaris,	11	0	4	0	.000	0	0	.000	1	0	.000	0	0	0.0	0	0	0	0	0	9	0.8
65-66	Zimmer, Bill	9	0	4	16	.250	0	0	.000	8	12	.667	0	6	0.7	0	0	0	0	0	16	1.8
07-10	Zoubek, Brian	133	1670	225	379	.594	0	0	.000	112	184	.609	276	599	4.5	73	130	289	55	86	562	4.2

1,000-Point Scorers

1. J.J. Redick (6-4 • Guard • Roanoke, Va.) 2,769

Year	GP	MP	FG	FGA	Pct.	3FG	3FGA	Pct.	FT	FTA	Pct.	Reb	Avg	Pts	PPG
02-03	33	1013	149	361	.413	95	238	.399	102	110	.919	81	2.5	495	15.0
03-04	37	1151	172	407	.423	102	258	.395	143	150	.953	115	3.1	589	15.9
04-05	33	1231	202	495	.408	121	300	.403	196	209	.938	108	3.3	721	21.8
05-06	36	1336	302	643	.470	139	330	.421	221	256	.863	71	2.0	964	26.8
Totals	139	4732	825	1906	.433	457	1126	.406	662	726	.912	375	2.7	2769	19.9



2. Johnny Dawkins (6-2 • Guard • Washington D.C.) 2,556

Year	GP	MP	FG	FGA	Pct.	3FG	3FGA	Pct.	FT	FTA	Pct.	Reb	Avg	Pts	PPG
82-83	28	1002	207	414	.500	19	54	.352	73	107	.682	115	4.1	506	18.1
83-84	34	1306	263	547	.481	—	—	—	133	160	.831	138	4.1	659	19.4
84-85	31	1117	225	455	.495	—	—	—	132	166	.795	141	4.5	582	18.8
85-86	40	1324	331	603	.549	—	—	—	147	181	.812	142	3.6	809	20.2
Total	133	4749	1026	2019	.508	19	54	.352	485	614	.790	536	4.0	2556	19.2



3. Christian Laettner (6-11 • Center • Angola, N.Y.) 2,460

Year	GP	MP	FG	FGA	Pct.	3FG	3FGA	Pct.	FT	FTA	Pct.	Reb	Avg	Pts	PPG
88-89	36	608	115	159	.723	1	1,000	.88	121	.727	.170	4.7	319	8.9	
89-90	38	1135	194	380	.511	6	12	.500	225	269	.836	364	9.6	619	16.3
90-91	39	1178	271	471	.575	18	53	.340	211	263	.802	340	8.7	771	19.8
91-92	35	1128	254	442	.575	54	97	.557	189	232	.815	275	7.9	751	21.5
Total	148	4048	834	1452	.574	79	163	.485	713	885	.806	1149	7.8	2460	16.6



4. Kyle Singler (6-8 • Forward • Medford, Ore.) 2,392

Year	GP	MP	FG	FGA	Pct.	3FG	3FGA	Pct.	FT	FTA	Pct.	Reb	Avg	Pts	PPG
07-08	34	972	159	348	.457	51	150	.340	82	106	.774	198	5.8	451	13.3
08-09	37	1193	208	472	.441	69	180	.383	124	174	.713	284	7.7	609	16.5
09-10	40	1476	228	550	.415	85	213	.399	166	208	.798	280	7.0	707	17.7
10-11	37	1286	219	509	.430	62	193	.321	125	155	.806	253	6.8	625	16.9
Totals	148	4887	814	1879	.433	267	736	.363	497	643	.773	1015	6.9	2392	16.2




5. Mike Gminski (6-11 • Center • Monroe, Conn.) 2,323

Year	GP	MP	FG	FGA	Pct.	3FG	3FGA	Pct.	FT	FTA	Pct.	Reb	Avg	Pts	PPG
76-77	27	938	175	340	.515	—	—	—	64	91	.703	289	10.7	414	15.3
77-78	32	1011	246	450	.547	—	—	—	148	176	.841	319	10.0	640	20.0
78-79	30	1024	218	420	.519	—	—	—	129	177	.729	275	9.2	565	18.8
79-80	33	1184	262	487	.538	—	—	—	180	214	.841	359	10.9	704	21.3
Totals	122	4157	901	1697	.531	—	—	—	521	658	.792	1242	10.2	2323	19.0



6. Danny Ferry (6-10 • Forward • Bowie, Md.) 2,155

Year	GP	MP	FG	FGA	Pct.	3FG	3FGA	Pct.	FT	FTA	Pct.	Reb	Avg	Pts	PPG
85-86	40	912	91	198	.460	—	—	—	54	86	.628	221	5.5	236	5.9
86-87	33	1096	172	383	.449	25	63	.397	92	109	.844	256	7.8	461	14.0
87-88	35	1138	247	519	.476	38	109	.349	135	163	.828	266	7.6	667	19.1
88-89	35	1162	300	575	.522	45	106	.425	146	193	.756	260	7.4	791	22.6
Totals	143	4307	810	1675	.484	108	278	.388	427	551	.775	1003	7.0	2155	15.1



7. Mark Alarie (6-8 • Forward • Scottsdale, Ariz.) 2,136

Year	GP	MP	FG	FGA	Pct.	3FG	3FGA	Pct.	FT	FTA	Pct.	Reb	Avg	Pts	PPG
82-83	28	785	130	263	.494	0	2	.000	104	128	.813	18	-6.5	364	13.0
83-84	34	1129	230	400	.575	—	—	—	134	176	.761	245	7.2	594	17.5
84-85	31	935	206	352	.585	—	—	—	80	101	.792	158	5.1	492	15.9
85-86	40	1193	262	490	.535	—	—	—	162	197	.822	249	6.2	686	17.2
Totals	133	4042	828	1505	.550	0	2	.000	480	602	.797	833	6.3	2136	16.1



8. Gene Banks (6-7 • Forward • Philadelphia, Pa.) 2,079

Year	GP	MP	FG	FGA	Pct.	3FG	3FGA	Pct.	FT	FTA	Pct.	Reb	Avg	Pts	PPG
77-78	34	1135	238	451	.528	—	—	—	105	146	.719	292	8.6	581	17.1
78-79	30	1057	175	353	.496	—	—	—	79	126	.627	255	8.5	429	14.3
79-80	33	1160	212	404	.525	—	—	—	146	183	.798	254	7.7	570	17.3
80-81	27	933	202	350	.577	—	—	—	95	134	.709	184	6.8	499	18.5
Totals	124	4285	827	1558	.531	—	—	—	425	589	.722	985	7.9	2079	16.8



8. Jason Williams (6-2 • Guard • Plainfield, N.J.) 2,079

Year	GP	MP	FG	FGA	Pct.	3FG	3FGA	Pct.	FT	FTA	Pct.	Reb	Avg	Pts	PPG
99-00	34	1157	179	427	.419	73	206	.354	61	89	.685	143	4.2	492	14.5
00-01	39	1240	285	603	.473	132	309	.427	139	211	.659	128	3.3	841	21.6
01-02	35	1175	249	545	.457	108	282	.383	140	207	.676	124	3.5	746	21.3
Totals	108	3572	713	1575	.453	313	797	.393	340	507	.671	395	3.7	2079	19.3



10. Jon Scheyer (6-5 • Guard • Northbrook, Ill.) 2,077

Year	GP	MP	FG	FGA	Pct.	3FG	3FGA	Pct.	FT	FTA	Pct.	Reb	Avg	Pts	PPG
06-07	33	1112	113	284	.398	61	167	.365	115	136	.846	110	3.3	402	12.2
07-08	34	963	115	259	.444	47	121	.388	120	135	.889	134	3.9	397	11.7
08-09	37	1214	146	368	.397	79	205	.385	179	214	.836	134	3.6	550	14.9
09-10	40	1470	212	531	.399	110	287	.383	194	221	.878	144	3.6	728	18.2
Totals	144	4759	586	1442	.406	297	780	.381	608	706	.861	522	3.6	2077	14.4



11. Jim Spanarkel (6-5 • Guard • Jersey City, N.J.) 2,012

Year	GP	MP	FG	FGA	Pct.	3FG	3FGA	Pct.	FT	FTA	Pct.	Reb	Avg	Pts	PPG
75-76	23	—	120	219	.548	—	—	—	67	97	.691	101	4.4	307	13.3
76-77	27	1019	172	331	.520	—	—	—	175	209	.837	147	5.4	519	19.2
77-78	34	1195	244	460	.530	—	—	—	220	255	.863	116	3.4	708	20.8
78-79	30	1084	188	364	.516	—	—	—	102	139	.734	90	3.0	478	15.9
Totals	114	—	724	1374	.527	—	—	—	564	700	.806	454	4.0	2012	17.6



11. Art Heyman (6-5 • Forward • Rockville Center, N.Y.) 1,984

Year	GP	MP	FG	FGA	Pct.	3FG	3FGA	Pct.	FT	FTA	Pct.	Reb	Avg	Pts	PPG
60-61	25	—	229	448	.469	—	—	—	171	263	.650	272	10.9	629	25.2
61-62	24	—	219	506	.433	—	—	—	170	276	.616	269	11.2	608	25.3
62-63	30	—	265	586	.452	—	—	—	217	314	.691	324	10.8	747	24.9
Totals	79	—	713	1580	.451	—	—	—	558	853	.654	865	10.9	1984	25.1



11. Shane Battier (6-8 • Forward • Birmingham, Mich.) 1,984

Year	GP	MP	FG	FGA	Pct.	3FG	3FGA	Pct.	FT	
------	----	----	----	-----	------	-----	------	------	----	--



23. Ronnie Mayer (6-4 • Forward • Avalon, Pa.) **1,647**

Year	GP	MP	FG	FGA	Pct.	3FG	3FGA	Pct.	FT	FTA	Pct.	Reb	Avg	Pts	PPG
53-54	27	—	114	280	.407	—	—	—	121	153	.791	265	9.8	349	12.7
54-55	28	—	217	509	.426	—	—	—	173	229	.755	348	12.4	607	21.9
55-56	25	—	195	452	.431	—	—	—	163	208	.784	220	8.8	553	22.1
Totals	80	—	526	1241	.424	—	—	—	457	590	.775	833	10.4	1509	18.9

24. Cherokee Parks (6-11 • Center • Huntington Beach, Calif.) **1,643**

Year	GP	MP	FG	FGA	Pct.	3FG	3FGA	Pct.	FT	FTA	Pct.	Reb	Avg	Pts	PPG
91-92	34	435	60	105	.571	0	0	—	50	69	.725	81	2.4	170	5.0
92-93	32	899	161	247	.652	0	0	—	72	100	.720	220	6.9	394	12.3
93-94	34	1038	186	347	.536	3	17	.176	115	149	.772	284	8.4	490	14.4
94-95	31	1091	222	443	.501	31	85	.365	114	147	.776	289	9.3	589	19.0
Totals	131	3463	629	1142	.551	34	102	.333	351	465	.755	874	6.7	1643	12.5



25. Jeff Capel (6-4 • Guard • Fayetteville, N.C.) **1,601**

Year	GP	MP	FG	FGA	Pct.	3FG	3FGA	Pct.	FT	FTA	Pct.	Reb	Avg	Pts	PPG
93-94	34	899	109	238	.458	32	76	.421	42	64	.656	93	2.7	292	8.6
94-95	31	912	144	323	.446	63	147	.460	36	56	.643	84	2.7	387	12.5
95-96	31	1083	185	492	.376	73	221	.330	71	93	.763	122	3.9	514	16.6
96-97	33	880	142	309	.460	52	119	.437	72	116	.621	91	2.8	408	12.4
Totals	129	3774	580	1362	.426	220	553	.398	221	329	.672	390	3.0	1601	12.4

26. Daniel Ewing (6-4 • Guard • Missouri City, Texas) **1,595**

Year	GP	MP	FG	FGA	Pct.	3FG	3FGA	Pct.	FT	FTA	Pct.	Reb	Avg	Pts	PPG
01-02	35	638	80	167	.479	32	70	.457	35	51	.686	78	2.2	227	6.5
02-03	33	920	126	293	.430	42	105	.400	101	123	.821	104	3.2	395	12.0
03-04	37	1131	151	362	.417	74	180	.411	92	124	.742	96	2.6	468	12.6
04-05	33	1138	181	424	.427	69	199	.347	74	107	.692	104	3.2	505	15.3
Totals	138	3827	538	1246	.432	217	554	.392	302	405	.746	382	2.8	1595	11.6




27. Thomas Hill (6-5 • Guard • Lancaster, Texas) **1,594**

Year	GP	MP	FG	FGA	Pct.	3FG	3FGA	Pct.	FT	FTA	Pct.	Reb	Avg	Pts	PPG
89-90	34	430	46	89	.517	3	7	.429	22	35	.629	74	2.2	117	3.4
90-91	39	908	164	297	.552	21	52	.404	101	136	.743	142	3.6	450	11.5
91-92	36	1102	196	367	.534	47	91	.407	96	125	.768	121	3.4	525	14.6
92-93	32	1022	184	384	.479	34	96	.354	100	147	.680	151	4.7	502	15.7
Totals	141	3462	590	1137	.519	95	246	.386	319	443	.720	488	3.5	1594	11.3

28. David Henderson (6-5 • Guard • Drewry, N.C.) **1,570**

Year	GP	MP	FG	FGA	Pct.	3FG	3FGA	Pct.	FT	FTA	Pct.	Reb	Avg	Pts	PPG
82-83	28	697	100	238	.420	9	33	.273	45	64	.703	120	4.3	254	9.1
83-84	33	878	153	318	.481	—	—	—	140	193	.725	109	3.3	446	13.5
84-85	28	660	116	233	.498	—	—	—	85	137	.620	98	3.5	317	11.3
85-86	39	1090	217	419	.518	—	—	—	119	160	.744	186	4.8	553	14.2
Totals	128	2447	586	1208	.485	9	33	.273	389	554	.702	513	4.0	1570	12.3



29. Carlos Boozer (6-9 • Center • Juneau, Alaska) **1,506**

Year	GP	MP	FG	FGA	Pct.	3FG	3FGA	Pct.	FT	FTA	Pct.	Reb	Avg	Pts	PPG
99-00	34	807	164	267	.614	0	0	—	115	155	.742	213	6.3	443	13.0
00-01	32	820	160	265	.604	0	0	—	105	146	.719	208	6.5	425	13.3
01-02	35	993	230	346	.665	0	1	.000	178	236	.754	303	8.7	638	18.2
Totals	101	2620	554	878	.631	0	1	.000	398	537	.741	724	7.2	1506	14.9

30. Vince Taylor (6-5 • Guard • Lexington, Ky.) **1,455**

Year	GP	MP	FG	FGA	Pct.	3FG	3FGA	Pct.	FT	FTA	Pct.	Reb	Avg	Pts	PPG
78-79	30	361	49	90	.544	—	—	—	17	31	.548	31	1.0	115	3.8
79-80	33	1104	138	289	.478	—	—	—	73	108	.675	69	2.1	349	10.6
80-81	30	1028	169	341	.496	—	—	—	104	169	.615	110	3.7	442	14.7
81-82	27	1037	217	419	.518	—	—	—	115	171	.673	133	4.9	549	20.3
Totals	120	3530	573	1139	.503	—	—	—	309	479	.645	343	2.9	1455	12.1



31. Chris Carrawell (6-6 • Forward • St. Louis, Mo.) **1,455**

Year	GP	MP	FG	FGA	Pct.	3FG	3FGA	Pct.	FT	FTA	Pct.	Reb	Avg	Pts	PPG
96-97	31	503	72	125	.576	0	2	.000	27	47	.574	97	3.1	171	5.5
97-98	32	710	121	251	.482	14	38	.368	66	103	.641	117	3.7	322	10.1
98-99	39	1116	144	317	.454	19	55	.345	79	137	.577	188	4.9	386	9.9
99-00	34	1212	205	422	.486	29	77	.377	137	176	.778	206	6.1	576	16.9
Totals	136	3541	542	1115	.486	62	172	.360	309	463	.667	608	4.5	1455	10.8


32. Mike Lewis (6-7 • Center • Missoula, Mont.) **1,417**

Year	GP	MP	FG	FGA	Pct.	3FG	3FGA	Pct.	FT	FTA	Pct.	Reb	Avg	Pts	PPG
65-66	30	—	161	271	.595	—	—	—	84	112	.750	329	11.0	406	13.9
66-67	26	—	152	285	.533	—	—	—	99	126	.786	320	12.3	403	15.5
67-68	28	—	230	418	.550	—	—	—	148	197	.751	402	14.4	608	21.7
Totals	84	—	543	974	.557	—	—	—	331	435	.761	1051	12.5	1417	16.9



33. Phil Henderson (6-5 • Guard • University Park, Ill.) **1,397**

Year	GP	MP	FG	FGA	Pct.	3FG	3FGA	Pct.	FT	FTA	Pct.	Reb	Avg	Pts	PPG
86-87	8	94	20	36	.556	9	13	.692	9	15	.600	6	0.8	58	7.3
87-88	34	561	72	168	.429	11	41	.268	44	60	.733	59	1.7	199	5.9
88-89	36	1066	167	318	.525	29	75	.387	94	123	.764	124	3.4	457	12.7
89-90	37	1165	251	531	.473	79	191	.414	102	122	.836	141	3.8	683	18.5
Totals	115	2885	510	1053	.484	128	320	.400	249	320	.778	330	2.9	1397	12.1



34. Seth Curry (6-2 • Guard • Charlotte, N.C.) **1,394**

Year	GP	MP	FG	FGA	Pct.	3FG	3FGA	Pct.	FT	FTA	Pct.	Reb	Avg	Pts	PPG
10-11	37	924	101	239	.423	64	147	.435	67	85	.788	67	1.8	333	9.0
11-12	34	1026	141	336	.420	64	167	.383	103	118	.873	89	2.6	449	13.2
12-13	35	1130	197	424	.465	95	217	.438	123	152	.809	89	2.5	612	17.5
Totals	106	3080	223	551	.420	223	531	.420	293	355	.825	245	2.3 </		



45. Greg Paulus (6-1 • Guard • Syracuse, N.Y.) 1,193

Year	GP	MP	FG	FGA	Pct.	3FG	3FGA	Pct.	FT	FTA	Pct.	Reb	Avg	Pts	PPG
05-06	36	1163	72	193	.373	22	70	.314	76	97	.784	101	2.8	242	6.7
06-07	33	1068	130	285	.456	68	151	.450	61	81	.753	73	2.2	389	11.8
07-08	34	943	118	279	.423	83	196	.423	67	81	.827	73	2.1	386	11.4
08-09	36	578	56	150	.373	37	110	.336	27	39	.692	46	1.3	176	4.9
Totals	139	3752	376	907	.415	210	527	.398	231	298	.775	293	2.1	1193	8.6

46. Tommy Amaker (6-0 • Guard • Falls Church, Va.) 1,168

Year	GP	MP	FG	FGA	Pct.	3FG	3FGA	Pct.	FT	FTA	Pct.	Reb	Avg	Pts	PPG
83-84	34	1235	103	203	.507	—	—	—	48	57	.842	82	2.4	254	7.5
84-85	31	1047	96	214	.449	—	—	—	61	79	.772	69	2.2	253	8.2
85-86	40	1209	101	225	.449	—	—	—	53	70	.757	80	2.0	255	6.4
86-87	33	1175	156	348	.448	44	103	.427	50	62	.806	77	2.3	406	12.3
Totals	138	4666	456	990	.461	44	103	.427	212	268	.791	308	2.2	1168	8.5

47. Carroll Youngkin (6-6 • Forward • Winston-Salem, N.C.) 1,154

Year	GP	MP	FG	FGA	Pct.	3FG	3FGA	Pct.	FT	FTA	Pct.	Reb	Avg	Pts	PPG
58-59	25	—	136	266	.512	—	—	—	127	212	.600	277	11.1	399	15.9
59-60	28	—	131	246	.533	—	—	—	113	208	.543	278	9.9	375	13.4
60-61	28	—	146	253	.577	—	—	—	88	152	.578	274	9.8	380	13.6
Totals	81	—	413	765	.540	—	—	—	328	572	.573	829	10.2	1154	14.2

48. Chris Redding (6-10 • Center • Bethesda, Md.) 1,138

Year	GP	MP	FG	FGA	Pct.	3FG	3FGA	Pct.	FT	FTA	Pct.	Reb	Avg	Pts	PPG
71-72	26	—	124	265	.468	—	—	—	137	172	.779	165	6.3	385	14.7
72-73	26	—	158	296	.534	—	—	—	124	147	.844	167	6.4	440	16.9
73-74	26	—	117	252	.464	—	—	—	82	105	.781	141	5.4	316	12.2
Totals	78	—	399	813	.491	—	—	—	343	424	.802	473	6.1	1141	14.6

49. Bob Fleischer (6-8 • Forward • Youngstown, Ohio) 1,139

Year	GP	MP	FG	FGA	Pct.	3FG	3FGA	Pct.	FT	FTA	Pct.	Reb	Avg	Pts	PPG
72-73	26	—	100	190	.526	—	—	—	85	108	.787	221	8.5	285	11.0
73-74	26	—	163	312	.522	—	—	—	81	107	.757	323	12.4	407	15.7
74-75	26	—	178	287	.620	—	—	—	91	118	.771	273	10.5	447	17.2
Totals	78	—	441	789	.559	—	—	—	257	333	.772	817	10.5	1139	14.6

50. Alaa Abdelnaby (6-10 • Center • Bloomfield, N.J.) 1,137

Year	GP	MP	FG	FGA	Pct.	3FG	3FGA	Pct.	FT	FTA	Pct.	Reb	Avg	Pts	PPG
86-87	29	191	47	81	.580	0	0	—	12	23	.522	50	1.7	106	3.7
87-88	34	320	61	123	.496	0	0	—	44	63	.698	67	2.0	166	4.9
88-89	33	531	123	194	.634	0	0	—	47	67	.701	125	3.8	293	8.9
89-90	38	947	217	350	.620	0	0	—	138	178	.775	252	6.6	572	15.1
Totals	134	2017	448	748	.599	0	0	—	241	331	.728	494	3.7	1137	8.5

51. Willie Hodge (6-9 • Center • San Antonio, Texas) 1,117

Year	GP	MP	FG	FGA	Pct.	3FG	3FGA	Pct.	FT	FTA	Pct.	Reb	Avg	Pts	PPG
72-73	23	—	47	87	.529	—	—	—	31	40	.775	79	3.4	125	5.3
73-74	26	—	101	212	.476	—	—	—	38	60	.633	131	5.0	240	9.2
74-75	26	—	126	243	.519	—	—	—	44	61	.721	185	7.1	296	11.4
75-76	27	—	189	364	.519	—	—	—	78	102	.765	210	7.8	456	16.9
Totals	102	—	463	906	.511	—	—	—	191	263	.726	605	5.9	1117	11.0

52. Nate James (6-6 • Guard/Forward • Washington, D.C.) 1,116

Year	GP	MP	FG	FGA	Pct.	3FG	3FGA	Pct.	FT	FTA	Pct.	Reb	Avg	Pts	PPG
96-97	17	144	15	36	.417	5	16	.313	11	20	.550	34	2.0	46	2.7
97-98	6	41	6	14	.429	2	4	.500	7	9	.778	9	1.5	21	3.5
98-99	39	573	69	152	.454	15	52	.288	43	65	.662	102	2.6	196	5.0
99-00	34	970	136	290	.469	46	122	.377	55	77	.714	153	4.5	373	11.0
00-01	39	1085	161	326	.494	43	137	.313	115	144	.799	202	5.2	480	12.3
Totals	135	2813	387	818	.473	111	331	.335	231	315	.733	500	3.7	1116	8.3

153. Howard Hurt (6-3 • Guard • Beckley, W.V.) 1,095

Year	GP	MP	FG	FGA	Pct.	3FG	3FGA	Pct.	FT	FTA	Pct.	Reb	Avg	Pts	PPG
58-59	24	—	134	379	.354	—	—	—	108	140	.760	197	8.9	376	15.7
59-60	28	—	146	355	.411	—	—	—	84	104	.800	238	8.5	376	13.4
60-61	28	—	140	336	.417	—	—	—	63	97	.649	140	5.0	343	12.3
Totals	80	—	420	1070	.393	—	—	—	255	341	.748	575	7.2	1095	13.7

153. Kevin Strickland (6-5 • Guard • Mt. Airy, N.C.) 1,095

Year	GP	MP	FG	FGA	Pct.	3FG	3FGA	Pct.	FT	FTA	Pct.	Reb	Avg	Pts	PPG
84-85	27	252	49	84	.583	—	—	—	10	17	.588	36	1.3	108	4.0
85-86	32	243	29	78	.372	—	—	—	9	13	.692	37	1.2	67	2.1
86-87	31	806	120	261	.460	36	92	.391	79	97	.814	143	4.6	355	11.5
87-88	35	1036	213	404	.527	55	149	.369	84	104	.808	158	4.5	565	16.1
Totals	125	2338	411	827	.497	91	241	.378	182	231	.788	374	3.0	1095	8.8



55. Chris Collins (6-3 • Guard • Northbrook, Ill.) 1,091

Year	GP	MP	FG	FGA	Pct.	3FG	3FGA	Pct.	FT	FTA	Pct.	Reb	Avg	Pts	PPG
92-93	29	367	56	139	.403	37	85	.435	20	32	.625	33	1.1	169	5.8
93-94	34	1055	110	275	.400	76	202	.376	45	63	.714	68	2.0	341	10.0
94-95	28	450	36	121	.298	17	73	.233	20	26	.769	31	1.1	109	3.9
95-96	29	1002	155	332	.467	79	179	.441	83	115	.722	111	3.8	472	16.3
Totals	120	2874	357	867	.412	209	539	.388	168	236	.712	243	2.0	1091	9.1

56. Jay Bilas (6-8 • Forward • Rolling Hills, Calif.) 1,062

Year	GP	MP	FG	FGA	Pct.	3FG	3FGA	Pct.	FT	FTA	Pct.	Reb	Avg	Pts	PPG
82-83	28	645	88	159	.553	0	0	—	69	103	.670	159	5.7	245	8.8
83-84	34	763	95	191	.497	—	—	—	84	130	.646	181	5.3	274	8.1
84-85	31	764	106	177	.599	—	—	—	100	144	.694	186	6.0	312	10.1
85-86	34	692	76	128	.594	—	—	—	79	134	.590	166	4.9	231	6.8
Totals	127	2864	365	655	.557	—	—	—	332	511	.650	692	5.4	1062	8.4

57. Kenny Dennard (6-8 • Forward • King, N.C.) 1,057

Year	GP	MP	FG	FGA	Pct.	3FG	3FGA	Pct.	FT	FTA	Pct.	Reb	Avg	Pts	PPG
77-78	34	988	140	254	.551	—	—	—	51	76	.671	215	6.3	331	9.7
78-79	29	811	81	168	.482	—	—	—	25	46	.543	124	4.2	187	6.4
79-80	24	722	93	169	.550	—	—	—	35	60	.583	126	5.3	221	9.2
80-81	30	993	138	290	.476	—	—	—	42	78	.538	206	6.9	318	10.6
Totals	117	3514	452	881	.513	—	—	—	153	260	.588	671	5.7	1057	9.0

58. Rudy D'Emilio (5-11 • Guard • Philadelphia, Pa.) 1,028

Year	GP	MP	FG	FGA	Pct.	3FG	3FGA	Pct.	FT	FTA	Pct.	Reb	Avg	Pts	PPG
51-52	30	—	135	382	.353	—	—	—	65	102	.637	121	4.0	335	11.2
52-53	23	—	120	363	.331										

RESULTS

Year-by-Year Record	170-171
All-Time Results	172-183
Series Records	184-192
Duke vs. ACC	192
Duke vs. Conferences	193
Duke Dominance	194

Year-by-Year Record

Year	Overall W-L	Conference W-L	Conference Tournament Finish	AP Poll	Coaches Poll	Postseason Results	Head Coach	Captains
1905-06	2-3	---	---	---	---	---	W.W. Cap Card	Thad G. Stem
1906-07	4-2	---	---	---	---	---	W.W. Cap Card	Thad G. Stem
1907-08	2-3	---	---	---	---	---	W.W. Cap Card	Bill Lilly
1908-09	8-1	---	---	---	---	---	W.W. Cap Card	Emsley Armfield
1909-10	4-4	---	---	---	---	---	W.W. Cap Card	Paul Kiker
1910-11	4-3	---	---	---	---	---	W.W. Cap Card	Henry G. "Bull" Hedrick
1911-12	6-1	---	---	---	---	---	W.W. Cap Card	Claude Brinn
1912-13	11-8	---	---	---	---	---	Joseph E. Brinn	Claude Brinn
1913-14	12-9	---	---	---	---	---	Noble L. Clay	Beal Siler
1914-15	10-10	---	---	---	---	---	Noble L. Clay	William A. "Shag" Thorne
1915-16	9-11	---	---	---	---	---	Bob Doak	Linville K. "Hip" Martin
1916-17	20-4	---	---	---	---	---	Chick Doak	Linville K. "Hip" Martin
1917-18	10-5	---	---	---	---	---	Chick Doak	Earl Long
1918-19	6-5	---	---	---	---	---	Henry P. Cole	Henry P. Cole (player-coach)
1919-20	10-4	---	---	---	---	---	Walter J. Rothensies	Loyd B. Hathaway
1920-21	9-6	---	---	---	---	---	Floyd Egan	Loyd B. Hathaway
1921-22	6-12	---	---	---	---	---	James Baldwin	Oscar L. Richardson
1922-23	15-7	---	---	---	---	---	Jesse S. Burbage	James Simpson
1923-24	19-6	---	---	---	---	---	Jesse S. Burbage	Everett Spikes
1924-25	4-9	---	---	---	---	---	George Buchheit	Ed Bullock
1925-26	8-12	---	---	---	---	---	George Buchheit	Pete Moss
1926-27	4-10	---	---	---	---	---	George Buchheit	Marshall Butler
1927-28	9-5	---	---	---	---	---	George Buchheit	Doug Kelley
1928-29	12-8	5-4	Finalist	---	---	---	Eddie Cameron	Coke Candler
1929-30	18-2	9-1	Finalist	---	---	---	Eddie Cameron	Bo Farley, Harry Councilor
1930-31	14-7	5-4	Round of Eight	---	---	---	Eddie Cameron	Joe Croson, George Rogers
1931-32	14-11	6-5	Semifinalist	---	---	---	Eddie Cameron	John Shaw
1932-33	17-5	7-3	Finalist	---	---	---	Eddie Cameron	Appointed each game
1933-34	18-6	9-4	Finalist	---	---	---	Eddie Cameron	James Thompson, Herb Thompson, Phil Weaver
1934-35	18-8	10-4	Semifinalist	---	---	---	Eddie Cameron	Sam Bell
1935-36	20-6	4-5	Quarterfinalist	---	---	---	Eddie Cameron	Charles Kunkle
1936-37	15-8	11-6	Quarterfinalist	---	---	---	Eddie Cameron	Ken Podger
1937-38	15-9	9-5	Champion	---	---	---	Eddie Cameron	Fred Edwards, John Hoffman
1938-39	10-12	8-8	Quarterfinalist	---	---	---	Eddie Cameron	Ed Swindell, Bob O'Mara
1939-40	19-7	13-2	Finalist	---	---	---	Eddie Cameron	Bill Parsons
1940-41	14-8	8-4	Champion	---	---	---	Eddie Cameron	Tom Connelly, Glen Price
1941-42	22-2	15-1	Champion	---	---	---	Eddie Cameron	Ray Spuhler
1942-43	20-6	12-1	Finalist	---	---	---	Gerry Gerard	
1943-44	13-13	4-2	Champion	---	---	---	Gerry Gerard	
1944-45	13-9	6-1	Finalist	---	---	---	Gerry Gerard	
1945-46	21-6	12-2	Champion	---	---	---	Gerry Gerard	Ed Koffenberger
1946-47	19-8	10-4	Quarterfinalist	---	---	---	Gerry Gerard	Ed Koffenberger, John Seward
1947-48	17-12	8-6	Finalist	---	---	---	Gerry Gerard	Doug Ausbon
1948-49	13-9	5-7	---	---	---	---	Gerry Gerard	Ben Collins, Dick Gordon
1949-50	15-15	9-7	Finalist	---	---	---	Gerry Gerard	Corren Youmans, Tommy Hughes
1950-51	20-13	13-6	Finalist	---	---	---	Harold Bradley	Scott York
1951-52	24-6	13-3	Finalist	12th	---	---	Harold Bradley	Dick Groat
1952-53	17-8	12-4	Quarterfinalist	---	---	---	Harold Bradley	Bernie Janicki, Rudy D'Emilio, Rudy Lacy
1953-54	21-6	9-1 (1st)	Semifinalist	15th	20th	---	Harold Bradley	Bernie Janicki, Rudy D'Emilio
1954-55	20-8	11-3 (2nd)	Finalist	---	---	NCAA First Rd.	Harold Bradley	Joe Belmont, Ronnie Mayer
1955-56	19-7	10-4 (T3rd)	Semifinalist	17th	18th	---	Harold Bradley	Joe Belmont
1956-57	13-11	8-6 (3rd)	Quarterfinalist	---	---	---	Harold Bradley	
1957-58	18-7	11-3 (1st)	Semifinalist	10th	13th	---	Harold Bradley	Bobby Joe Harris, Jim Newcome
1958-59	13-12	7-7 (T3rd)	Semifinalist	---	---	---	Harold Bradley	Jerry Robertson, Marty Joyce
1959-60	17-11	7-7 (4th)	Champion	18th	15th	NCAA Elite Eight	Vic Bubas	Howard Hurt
1960-61	22-6	10-4 (3rd)	Finalist	10th	9th	---	Vic Bubas	Howard Hurt
1961-62	20-5	11-3 (2nd)	Semifinalist	10th	13th	---	Vic Bubas	Buzz Mewhort, Art Heyman
1962-63	27-3	14-0 (1st)	Champion	2nd	2nd	NCAA Third Place	Vic Bubas	Art Heyman
1963-64	26-5	13-1 (1st)	Champion	3rd	4th	NCAA Finalist	Vic Bubas	Jeff Mullins
1964-65	20-5	11-3 (1st)	Finalist	10th	9th	---	Vic Bubas	Denny Ferguson
1965-66	26-4	12-2 (1st)	Champion	2nd	2nd	NCAA Third Place	Vic Bubas	Steve Vacendak
1966-67	18-9	9-3 (2nd)	Finalist	---	19th	NIT	Vic Bubas	Bob Verga
1967-68	22-6	11-3 (2nd)	Semifinalist	10th	11th	NIT	Vic Bubas	Mike Lewis
1968-69	15-13	8-6 (T3rd)	Finalist	---	---	---	Vic Bubas	Dave Golden, Steve Vandenberg

Year	Overall W-L	ACC W-L	ACC Tournament Finish	AP Poll	Coaches Poll	Postseason Results	Head Coach	Captains
1969-70	17-9	8-6 (4th)	Quarterfinalist	---	---	NIT	Bucky Waters	Larry Saunders
1970-71	20-10	9-5 (3rd)	Quarterfinalist	---	---	NIT Fourth Place	Bucky Waters	Larry Saunders
1971-72	14-12	6-6 (T4th)	Semifinalist	---	---	---	Bucky Waters	Pat Doughty, Gary Melchionni, Alan Shaw
1972-73	12-14	4-8 (T4th)	Quarterfinalist	---	---	---	Bucky Waters	Gary Melchionni, Alan Shaw
1973-74	10-16	2-10 (7th)	Quarterfinalist	---	---	---	Neill McGeachy	Kevin Billerman
1974-75	13-13	2-10 (T6th)	Quarterfinalist	---	---	---	Bill Foster	Kevin Billerman, Bob Fleischer
1975-76	13-14	3-9 (7th)	Quarterfinalist	---	---	---	Bill Foster	Terry Chili, Willie Hodge
1976-77	14-13	2-10 (T6th)	Quarterfinalist	---	---	---	Bill Foster	Tate Armstrong, Mark Crow
1977-78	27-7	8-4 (2nd)	Champion	7th	9th	NCAA Finalist	Bill Foster	Jim Spanarkel
1978-79	22-8	9-3 (T1st)	Finalist	11th	7th	NCAA Second Rd.	Bill Foster	Jim Spanarkel
1979-80	24-9	7-7 (T5th)	Champion	14th	16th	NCAA Elite Eight	Bill Foster	Bob Bender, Mike Gminski
1980-81	17-13	6-8 (T5th)	Quarterfinalist	---	---	NIT	Mike Krzyzewski	Gene Banks, Kenny Dennard
1981-82	10-17	4-10 (T6th)	Quarterfinalist	---	---	---	Mike Krzyzewski	Vince Taylor
1982-83	11-17	3-11 (7th)	Quarterfinalist	---	---	---	Mike Krzyzewski	Tom Emma, Chip Engelland
1983-84	24-10	7-7 (T3rd)	Finalist	14th	14th	NCAA Second Rd.	Mike Krzyzewski	Richard Ford, Doug McNeely
1984-85	23-8	8-6 (T4th)	Semifinalist	10th	12th	NCAA Second Rd.	Mike Krzyzewski	Jay Bryan, Dan Meagher
1985-86	37-3	12-2 (1st)	Champion	1st	1st	NCAA Finalist	Mike Krzyzewski	Johnny Dawkins, David Henderson
1986-87	24-9	9-5 (3rd)	Quarterfinalist	17th	---	NCAA Sweet 16	Mike Krzyzewski	Tommy Amaker
1987-88	28-7	9-5 (3rd)	Champion	5th	5th	NCAA Semifinalist	Mike Krzyzewski	Billy King, Kevin Strickland
1988-89	28-8	9-5 (T2nd)	Finalist	9th	7th	NCAA Semifinalist	Mike Krzyzewski	Danny Ferry, Quin Snyder
1989-90	29-9	9-5 (2nd)	Quarterfinalist	15th	14th	NCAA Finalist	Mike Krzyzewski	Robert Brickey
1990-91	32-7	11-3 (1st)	Finalist	6th	6th	NCAA Champion	Mike Krzyzewski	Clay Buckley, Greg Koubek
1991-92	34-2	14-2 (1st)	Champion	1st	1st	NCAA Champion	Mike Krzyzewski	Brian Davis, Christian Laettner
1992-93	24-8	10-6 (T3rd)	Quarterfinalist	10th	10th	NCAA Second Rd.	Mike Krzyzewski	Thomas Hill, Bobby Hurley
1993-94	28-6	12-4 (1st)	Semifinalist	6th	6th	NCAA Finalist	Mike Krzyzewski	Marty Clark, Grant Hill, Antonio Lang
1994-95	13-18	2-14 (9th)	Quarterfinalist	---	---	---	Mike Krzyzewski, Pete Gaudet*	Kenny Blakeney, Erik Meek, Cherokee Parks
1995-96	18-13	8-8 (T4th)	Quarterfinalist	---	---	NCAA First Rd.	Mike Krzyzewski	Jeff Capel, Chris Collins
1996-97	24-9	12-4 (1st)	Quarterfinalist	8th	8th	NCAA Second Rd.	Mike Krzyzewski	Jeff Capel, Greg Newton, Carmen Wallace
1997-98	32-4	15-1 (1st)	Finalist	3rd	5th	NCAA Elite Eight	Mike Krzyzewski	Trajan Langdon, Roshown McLeod, Steve Wojciechowski
1998-99	37-2	16-0 (1st)	Champion	1st	2nd	NCAA Finalist	Mike Krzyzewski	Trajan Langdon
1999-00	29-5	15-1 (1st)	Champion	1st	4th	NCAA Sweet 16	Mike Krzyzewski	Shane Battier, Chris Carrawell, Nate James
2000-01	35-4	13-3 (T1st)	Champion	1st	1st	NCAA Champion	Mike Krzyzewski	Shane Battier, Nate James, J.D. Simpson
2001-02	31-4	13-3 (2nd)	Champion	1st	1st	NCAA Sweet 16	Mike Krzyzewski	Carlos Boozer, Mike Dunleavy, Jason Williams
2002-03	26-7	11-5 (T2nd)	Champion	7th	9th	NCAA Sweet 16	Mike Krzyzewski	Chris Duhon, Nick Horvath, Dahntay Jones
2003-04	31-6	13-3 (1st)	Finalist	6th	2nd	NCAA Semifinalist	Mike Krzyzewski	Chris Duhon, Daniel Ewing, Nick Horvath
2004-05	27-6	11-5 (3rd)	Champion	3rd	7th	NCAA Sweet 16	Mike Krzyzewski	Daniel Ewing, Reggie Love, J.J. Redick
2005-06	32-4	14-2 (1st)	Champion	1st	7th	NCAA Sweet 16	Mike Krzyzewski	Sean Dockery, Lee Melchionni, J.J. Redick, Shelden Williams
2006-07	22-11	8-8 (T6th)	First Rd.	--	--	NCAA First Rd.	Mike Krzyzewski	Josh McRoberts, DeMarcus Nelson, Greg Paulus
2007-08	28-6	13-3 (2nd)	Semifinalist	9th	16th	NCAA Second Rd.	Mike Krzyzewski	DeMarcus Nelson
2008-09	30-7	11-5 (T2nd)	Champion	6th	11th	NCAA Sweet 16	Mike Krzyzewski	Gerald Henderson, Greg Paulus, Jon Scheyer
2009-10	35-5	13-3 (T1st)	Champion	3rd	1st	NCAA Champion	Mike Krzyzewski	Jon Scheyer, Lance Thomas
2010-11	32-5	13-3 (2nd)	Champion	3rd	7th	NCAA Sweet 16	Mike Krzyzewski	Kyle Singler, Nolan Smith
2011-12	27-7	13-3 (2nd)	Semifinalist	8th	14th	NCAA Second Round	Mike Krzyzewski	Ryan Kelly, Miles Plumlee
2012-13	30-6	14-4 (2nd)	Quarterfinalist	6th	5th	NCAA Elite Eight	Mike Krzyzewski	Seth Curry, Ryan Kelly, Mason Plumlee

* - Mike Krzyzewski coached the first 12 games before leaving the team after back surgery and exhaustion. Pete Gaudet coached the final 19 games as interim head coach. Coaching records reflect this situation. Duke moved from the Southern Conference to the Atlantic Coast Conference prior to the 1953-54 season.

All-Time Results

1905-06

Record: 2-3

Head Coach: W.W. "Cap" Card

M 2	Wake Forest	H	L	10-24
M 16	Wake Forest	A	L	5-15
	Trinity Park		W	28-18
	Trinity Park		L	16-19
	Trinity Park		W	19-13

1906-07

Record: 4-2

Head Coach: W.W. "Cap" Card

	Trinity Park		W	24-1
	Wake Forest		L	6-8
	Littleton HS		W	62-1
	Trinity Park		W	38-6
	Guilford		W	20-1
	Wake Forest		L	5-22

1907-08

Record: 2-3

Head Coach: W.W. "Cap" Card

	Littleton HS		W	42-10
	Wake Forest		L	11-20
	Wake Forest		L	11-20
	Littleton HS		L	3-11
	Portsmouth YMCA		W	31-10

1908-09

Record: 8-1

Head Coach: W.W. "Cap" Card

	Trinity Park		W	38-5
	Winston YMCA		W	19-16
	Charlotte YMCA		W	25-22
	Winston YMCA		W	44-3
	Wake Forest		W	22-14
	Wake Forest		L	5-30
	Davidson		W	22-8
	Durham YMCA		W	34-4
	Durham YMCA		W	31-3

1909-10

Record: 4-4

Head Coach: W.W. "Cap" Card

	Guilford		L	8-25
	Charlotte		W	14-13
	Charlotte		L	12-17
	Statesville		W	12-8
	Furman		W	85-5
	Wake Forest		L	18-26
	Columbus YMCA		L	15-34
	Portsmouth YMCA		W	46-18

1910-11

Record: 4-3

Head Coach: W.W. "Cap" Card

	Charlotte YMCA		L	27-28
	Charlotte YMCA		L	21-28
	Charlotte		W	54-12
	Charlotte		W	39-17
	Tennessee		W	51-25
	VMI		W	52-17
	Virginia		L	18-24

1911-12

Record: 6-1

Head Coach: W.W. "Cap" Card

D 13	Elon		W	47-12
J 11	William & Mary		W	52-16
F 1	Guilford		W	14-12
F 9	N.C. State		W	31-28
F 16	Virginia Tech		W	37-32
F 21	Virginia Christian		W	69-9
F 24	N.C. State		L	13-26

1912-13

Record: 11-8

Head Coach: J.E. Brinn

	Durham YMCA		H	L	13-28
	Asheville YMCA		A	W	29-27
	Asheville YMCA		A	L	16-21
	Wofford		A	W	47-12
	Charlotte YMCA		A	L	25-28
	Charlotte YMCA		A	W	21-10
	Durham YMCA		H	W	28-25
	Elon		H	W	46-12
	Washington & Lee		A	L	15-90
	VMI		A	L	10-28
	Virginia		A	L	12-33
	Georgetown		A	L	22-31
	Catholic		A	L	27-55
	Emory & Henry		H	W	36-15
	N.C. State		A	W	22-18
	Wake Forest		H	W	25-10
	Wake Forest		A	W	16-15
	Virginia Tech		H	W	23-16
	N.C. State		H	W	32-14

1913-14

Record: 12-9

Head Coach: Noble L. Clay

	Elon		H	W	30-15
D 15	Elon		A	L	23-25
	Asheville YMCA		A	W	20-19
	Asheville YMCA		A	L	22-32
	Wofford		A	W	50-15
	Charlotte YMCA		A	L	31-32
	Charlotte YMCA		A	L	26-28
	Durham YMCA		H	L	24-27
	South Carolina		H	W	46-13
	Charlotte YMCA		H	W	61-13
	Roanoke		H	W	42-15
	Durham YMCA		A	L	19-31
F 10	Virginia		N	L	21-51
F 11	Raleigh YMCA		A	W	23-19
F 12	Wake Forest		A	L	23-31
F 13	Greensboro YMCA		A	W	30-22
F 14	Guilford		A	L	8-35
	N.C. State		H	W	35-21
	Guilford		H	W	24-15
	Wake Forest		H	W	28-14
	N.C. State		H	W (ot)	33-25

1914-15

Record: 10-10

Head Coach: Noble L. Clay

	VMI		L	15-33	
	Roanoke		L	19-31	
	Guilford		W	43-25	
	Virginia		N	L	24-51
	N.C. State		W	46-27	
	Guilford		W	58-36	
	Elon		L	16-17	
	Elon		L	16-18	
	Virginia		A	L	18-52
	Washington & Lee		A	L	22-31
	Durham YMCA		W	18-15	
	Durham YMCA		W	28-16	
	Virginia Tech		L	19-29	
	Statesville AC		W	33-30	
	Charleston YMCA		W	46-37	
	Charleston YMCA		L	25-27	
	Wake Forest		W	28-27	
	Carson-Newman		W	70-4	
	Wake Forest		L	12-23	
	N.C. State		W	28-17	

1915-16

Record: 9-11

Head Coach: Bob Doak

D 10	Durham YMCA		H	W	37-24
D 17	Davidson		A	L	23-27
D 18	Charlotte YMCA		A	W	34-30
D 19	Asheville YMCA		A	L	25-32
D 20	Asheville YMCA		A	W	42-37
D 21	Statesville		A	L	28-31
J 13	Statesville		H	W	45-13
J 20	Elon		H	W	37-22
	Wake Forest		H	L	26-28
F 8	Cardinal A.C.		A	L	28-45
F 9	Washington & Lee		A	L	19-33
F 10	VMI		A	L	20-34
F 11	Virginia		A	L	31-34
F 15	Davidson		H	W	38-22
F 19	Elon		A	L	19-23
F 23	N.C. State		H	W	31-24
F 25	Wake Forest		A	L	28-40
F 26	N.C. State		A	L	25-27
F 29	Guilford		H	W	61-28

One game missing (1-0 record)

1916-17

Record: 20-4

Head Coach: Chick Doak

	Durham YMCA		W	35-13
	Durham YMCA		W	48-31
	Statesville AC		W	58-11
	Charlotte YMCA		W	41-25
	Charlotte YMCA		W	37-20
	Asheville YMCA		W	48-24
	Asheville YMCA		W	31-26
	High Point AC		W	63-19
	Church Hill AC		W	72-16
	Elon		W	33-21
	Wake Forest		W	39-20
	Elon		W	33-29
	Stetson		L	37-43
	Davidson		W	32-26
	N.C. State		W	32-24
	Washington & Lee		L	18-20
	VMI		W	31-29
	Staunton Military		W	27-24
	Virginia		W	37-34
	Georgetown		W	36-24
	Catholic		L	24-26
	N.C. State		L	14-16
	VMI		W	42-24
	N.C. State (forfeit)		W	2-0

1917-18

Record: 10-5

Head Coach: Chick Doak

	N.C. State		W	35-26
	Guilford		W	40-32
	Emory & Henry		W	75-27
	N.C. State		L	18-28
	VMI		L	26-51
	Washington & Lee		W	24-16
	Staunton Military		L	28-29
	Virginia		W	32-25
	Elon		W	22-11
	Guilford		W	28-21
	Elon		W	40-27
	Davidson		W	30-24
	N.C. State		L	10-15

Two games missing (1-1 record)

1918-19

Record: 6-5

Head Coach: H.P. Cole

J 17	Durham YMCA		H	W	39-34
J 24	Wake Forest		H	W	41-20
F 4	N.C. State		A	L	18-28
F 6	Guilford		H	W	47-19
F 11	N.C. State		H	W	22-19
F 14	Elon		A	W	12-5
F 15	Guilford		A	W	27-18
F 18	Davidson		H	L	19-20
F 24	Virginia		A	L	16-47
F 25	Washington & Lee		A	L	17-38
F 26	VMI		A	L	19-32

1919-20

Record: 10-4

Head Coach: W.J. Rothenbiers

J 13	South Carolina		H	W	40-12
	Durham YMCA		W		
	Durham YMCA		W		
	Guilford		W		
	Guilford		W		
	N.C. State		H	W	28-22
	Elon		W		
J 24	North Carolina		H	L	25-36
	Virginia		A	L	20-28
M 1	North Carolina		A	W	19-18
	N.C. State		A	W	25-24

Three games missing (1-2 record)

1920-21

Record: 9-6

Head Coach: Floyd Egan

	Guilford		H	W	
J 13	South Carolina		H	W	40-12
	N.C. State		H	W	33-11
J 26	North Carolina		W	25-22	
	Florida State		W		
	Washington & Lee		A	L	
F 8	Florida		H	W	49-21
	Wake Forest		A	W	27-20
	VMI		A	L	
F 21	Virginia		A	L	15-34
	Virginia Tech		A	L	
F 23	North Carolina		H	L	12-44
F 25	Virginia		H	W	24-22
M 5	North Carolina		N1	L	18-55
	N.C. State		A	W	34-27

1923-24
Record: 19-6
Head Coach: J.S. Burbage

D 15	Fort Bragg	W	60-23
	Norfolk YPC	W	31-28
	Richmond Blues	W	36-33
	Mercer	W	29-25
	Durham Elks	W	43-36
	Guilford	W	30-17
	Fort Bragg	W	58-10
	Richmond Blues	W	38-32
J 25	Wake Forest	H W	26-22
	N.C. State	H W	35-23
J 31	North Carolina	A L	20-31
	Statesville AC	W	40-28
	Davidson	W	40-30
	Furman	W	32-29
	South Carolina	L	19-36
	Mercer	L	18-31
	Sanford	A W	38-16
	Alabama	A L	25-45
	Birmingham AC	A L	32-35
	South Carolina	W	43-24
F 19	North Carolina	H L	20-23
	Wake Forest	W	26-24
	N.C. State	W	32-15
	Elon	W	33-24
	Elon	W	34-19

1924-25
Record: 4-9
Head Coach: George Buchheit

J 9	Davidson	A L	25-27
	Davidson	A L	22-39
J 12	Guilford	H W	34-22
J 17	N.C. State	A L	22-29
J 24	North Carolina	H L	21-25
J 31	Wake Forest	A L	18-43
	Davidson	H L	18-22
F 5	William & Mary	A L	15-23
F 7	Richmond	A L	25-35
F 11	William & Mary	H W	21-16
F 14	North Carolina	A L	18-34
	Durham Elks	H W	48-38
F 24	Wake Forest	H W	28-25

1925-26
Record: 8-12
Head Coach: George Buchheit

	Durham YMCA	L	24-30
	Alumni	W	44-29
	Durham YMCA	W	34-31
J 8	Davidson	L	31-32
	Furman	W	28-18
	South Carolina	W	36-22
J 14	Clemson	W	46-12
	Wake Forest	L	24-27
	N.C. State	L	27-28
J 23	North Carolina	L	22-38
J 30	N.C. State	L	24-32
F 1	Guilford	L	30-35
	Lynchburg	W	36-31
	Wake Forest	L	18-33
	Lynchburg	W	29-27
	George Washington	L	32-42
	Maryland	L	20-40
	Richmond	L	30-42
F 20	North Carolina	L	21-44
	Davidson	W	32-30

1926-27
Record: 4-10
Head Coach: George Buchheit

	N.C. State	L	22-36
	Wake Forest	L	14-41
J 31	North Carolina	H L	33-40
	Davidson	W	39-24
	Virginia Tech	W	31-18
	Virginia	H L	24-34
	Virginia	A W	36-26
	Washington & Lee	L	20-31
	VMI	W	22-19
	N.C. State	L	23-29
	Wake Forest	L	27-36

F 22	North Carolina	L	21-35
	Davidson	L	42-49
	Durham YMCA	L	27-34

1927-28
Record: 9-5
Head Coach: George Buchheit

J 11	Davidson	W	46-27
J 12	South Carolina	W	39-32
	N.C. State	W	32-29
	Georgia	W	49-44
	Wake Forest	W	45-17
F 4	North Carolina	A L	14-27
F 7	Virginia Tech	A W	34-31
F 8	Washington & Lee	A W	53-41
F 11	North Carolina	H L	23-32
F 14	Wake Forest	W	37-34
	Virginia	L	34-44
	Georgetown	L	40-55
F 20	N.C. State	L	27-37
F 22	Davidson	W	51-33

1928-29
Record: 12-8
Head Coach: Eddie Cameron

	Georgetown	L	33-48
	Navy	L	38-49
	Virginia	L	23-35
	Wake Forest	W	43-34
	South Carolina	W	45-35
	N.C. State	L	26-40
	Virginia Tech	W	44-27
F 2	North Carolina	H W	36-20
	Mercer	W	47-43
	Georgia	L	22-24
	South Carolina	W	44-39
	Davidson	L	40-47
	N.C. State	W	32-22
	Wake Forest	W	35-21
F 16	North Carolina	A L	24-27
	Davidson	W	33-25
M 1	Alabama	N1 W	38-32
M 2	North Carolina	N1 W	34-17
M 4	Georgia	N1 W	43-37
M 5	N.C. State	N1 L	35-43

N1 - Southern Conference Tournament, Atlanta, Ga.

1929-30
Record: 18-2
Head Coach: Eddie Cameron

	Virginia	A W	65-32
J 9	Maryland	A W	28-27
	Navy	A W	47-29
	Washington & Lee	H L	29-33
	Wake Forest	W	49-22
	N.C. State	W	35-31
F 1	North Carolina	A W	35-14
	Wake Forest	W	37-30
	N.C. State	W	33-26
	Davidson	W	33-30
	South Carolina	W	33-26
	Loyola, Chicago	H W	30-27
F 15	North Carolina	H W	37-36
	Washington & Lee	W	30-29
F 20	Maryland	W	39-26
	Davidson	W	45-21
F 28	Louisiana State	N1 W	43-34
M 1	Georgia Tech	N1 W	44-35
M 3	Kentucky	N1 W	37-32
M 4	Alabama	N1 L	24-31

N1 - Southern Conference Tournament, Atlanta, Ga.

1930-31
Record: 14-7
Head Coach: Eddie Cameron

	Villanova	L	21-22
	Randolph-Macon	W	48-18
	Wake Forest	W	44-27
	Wofford	W	43-24
	South Carolina	W	44-16
J 15	Maryland	L	24-32
	Temple	L	27-44
	Navy	W	41-27
	N.C. State	L	19-24

J 31	North Carolina	H W	30-18
	Davidson	W	27-18
	Virginia	W	43-31
	N.C. State	L	23-26
	Vanderbilt	W	50-44
	Tennessee	L	25-36
F 14	North Carolina	A W	34-23
	Wake Forest	W	25-22
	Davidson	W	31-17
	Sewanee	W	65-22
F 27	Clemson	N1 W	31-27
F 28	Kentucky	N1 L	30-35

N1 - Southern Conference Tournament, Atlanta, Ga.

1931-32
Record: 14-11
Head Coach: Eddie Cameron

D 17	Baltimore	A L	24-30
D 18	Georgetown	A L	26-36
D 19	Catholic	A W	41-29
J 8	Wake Forest	H W	23-16
J 9	William & Mary	H W	28-20
J 13	Army	A L	23-25
J 14	Crescent AC	A L	31-44
J 15	Navy	A L	25-36
J 23	N.C. State	H W	28-18
J 29	Davidson	H W	21-6
J 30	North Carolina	A L	20-37
F 1	Davidson	A W	33-20
F 4	Washington & Lee	A W	30-27
F 5	VMI	A W	41-26
F 6	Kentucky	A L	30-37
F 8	Tennessee	A L	31-32
F 11	Wake Forest	H W	32-25
F 13	North Carolina	H W	24-18
F 16	N.C. State	A W	25-21
F 18	Washington & Lee	H L	12-21
F 19	VMI	H W	45-25
F 20	Maryland	H L	18-20
F 26	Vanderbilt	N1 W	44-32
F 27	Florida	N1 W	33-22
F 29	Georgia	N1 L	32-43

N1 - Southern Conference Tournament, Atlanta, Ga.

1932-33
Record: 17-5
Head Coach: Eddie Cameron

D 15	Baltimore	A W	38-34
D 16	Georgetown	A W	35-30
D 17	George Washington	A W	35-34
J 6	Furman	H W	31-28
J 9	Davidson	A W	58-14
J 10	Wake Forest	H W	33-24
J 12	Maryland	A L	28-30
J 14	Navy	A L	22-44
J 17	Wake Forest	A W	34-16
J 21	N.C. State	A W	36-29
J 28	VMI	H W	41-20
J 31	North Carolina	H W	36-32
F 2	Washington & Lee	A W	49-25
F 3	VMI	A W	31-15
F 4	Virginia Tech	A W	31-25
F 7	Davidson	H W	44-28
F 11	North Carolina	A W	31-24
F 14	N.C. State	H L	28-40
F 18	South Carolina	A L	23-46
F 24	Virginia	N1 W	38-24
F 25	Washington & Lee	N1 W	41-32
F 27	South Carolina	N1 L	21-33

N1 - Southern Conference Tournament, Raleigh, N.C.

1933-34
Record: 18-6
Head Coach: Eddie Cameron

D 14	Catholic	A L	31-33
D 15	Baltimore	A W	33-25
J 4	Clemson	H W	36-23
J 6	Wake Forest	H W	38-29
J 8	Davidson	A W	40-35
J 10	Army	A W	27-25
J 11	Maryland	A L	33-37
J 13	Navy	A W	29-23
J 17	N.C. State	A W	33-29
J 18	VMI	H W	41-20

J 20	Virginia	H W	26-17
J 30	Washington & Lee	H W	41-37
F 3	North Carolina	A L	21-25
F 5	Washington & Lee	A W	41-27
F 6	VMI	A W	45-32
F 7	Virginia Tech	A W	45-15
F 10	Wake Forest	A W	37-21
F 12	Davidson	H W	57-26
F 16	North Carolina	H L	25-30
F 20	South Carolina	H L	23-28
F 24	N.C. State	H W	41-34
M 1	VMI	N1 W	35-14
M 2	North Carolina	N1 W	21-18
M 3	Washington & Lee	N1 L	29-30

N1 - Southern Conference Tournament, Raleigh, N.C.

1934-35
Record: 18-8
Head Coach: Eddie Cameron

D 17	South Carolina	A L	23-24
D 18	Florida	A W	55-27
D 19	Florida	A L	21-40
J 2	Davidson	N1 W	39-35
J 4	Wofford	H W	40-33
J 7	Wake Forest	H W	47-30
J 9	Army	A W	34-16
J 11	Maryland	A W	48-39
J 14	Virginia	H W	30-20
J 15	N.C. State	A L	25-28
J 18	Catholic	H L	25-31
J 26	Virginia Tech	H W	32-25
F 1	VMI	H L	27-32
F 2	Washington & Lee	H W	31-27
F 5	North Carolina	H W	33-27
F 7	Virginia Tech	A W	27-19
F 8	Washington & Lee	A W	33-30
F 9	VMI	A W	28-27
F 12	Davidson	H W	35-34
F 16	North Carolina	A L	20-24
F 18	Wake Forest	A W	37-21
F 21	South Carolina	H W	37-34
F 23	N.C. State	H W	35-28
F 28	Virginia	N2 W	39-32
M 1	Washington & Lee	N2 L	27-31
M 6	Navy	A L	38-44

N1 - Winston-Salem, N.C.
N2 - Southern Conference Tournament, Raleigh, N.C.

1935-36
Record: 20-6
Head Coach: Eddie Cameron

D 9	Durham YMCA	A W	57-23
D 10	High Point	A W	50-22
D 12	Catham Mills	A W	73-27
D 18	Catholic	A W	39-36
D 19	Baltimore	A W	49-29
J 2	Elon	H W	58-42
J 3	Yale	H W	52-17
J 6	Wofford	H W	36-28
J 8	Davidson	A W	46-24
J 10	Wake Forest	H W	37-19
J 11	Virginia	H W	45-29
J 14	Princeton	A W	40-26
J 15	Army	A W	31-29
J 25	N.C. State	A L	33-36
J 30	Virginia Tech	H W	40-20
F 1	Maryland	A L	34-38
F 6	North Carolina	A W	36-34
F 10	Virginia	A W	44-28
F 11	Richmond	A W	31-27
F 13	Davidson	H W	36-33
F 14	Florida	H W	42-31
F 18	Wake Forest	A W	42-27
F 21	North Carolina	H L	28-30
F 25	N.C. State	H L	29-32
F 26	Washington & Lee	A L	27-43
M 5	Maryland	N1 L	35-47

N1 - Southern Conference Tournament, Raleigh, N.C.

1936-37
Record: 15-8
Head Coach: Eddie Cameron

D 11	Richmond	A	W	38-35
D 12	Randolph-Macon	A	W	40-25
D 16	Clemson	A	W	33-25
D 17	South Carolina	A	W	45-35
	Wake Forest	H	W	30-28
J 6	Davidson	A	W	40-34
J 7	South Carolina	H	W	52-24
J 8	Navy	A	W	33-29
J 12	Mississippi State	H	L	29-33
J 16	Maryland	A	W	34-31
	Catholic	H	W	52-31
J 23	N.C. State	A	L	27-30
J 30	Maryland	H	W	34-30
F 2	Davidson	H	W	32-27
F 3	Army	A	W	31-28
F 6	Wake Forest	A	L	30-34
F 8	Washington & Lee	H	W	37-35
F 12	North Carolina	A	L	35-41
F 16	Washington & Lee	A	L	31-37
F 17	VMI	A	L	31-32
F 20	N.C. State	H	W	36-33
F 25	North Carolina	H	L	32-37
M 4	North Carolina	N1	L	30-34

N1 - Southern Conference Tournament, Raleigh, N.C.

1937-38
Record: 15-9
Head Coach: Eddie Cameron

►Southern Conference Champions

D 13	High Point	A	W	36-33
D 15	South Carolina	A	L	26-32
D 16	Florida	A	W	33-25
D 17	Florida	A	W	37-33
J 3	Mississippi State	H	L	23-25
J 5	Davidson	A	L	22-40
J 7	Wake Forest	H	W	38-33
J 8	Navy	A	L	30-43
J 11	Richmond	H	W	32-24
J 12	South Carolina	H	W	42-34
J 15	Maryland	A	L	35-40
J 30	Maryland	H	W	44-34
F 2	N.C. State	A	W	40-28
F 4	St. John's	A	L	28-44
F 5	Army	A	L	20-40
F 8	Davidson	H	W	52-28
F 12	North Carolina	A	L	24-34
F 14	Washington & Lee	A	W	48-39
F 19	N.C. State	H	L	45-49
F 21	Wake Forest	A	W	41-40
F 25	North Carolina	H	W	39-33
M 3	N.C. State	N1	W	44-33
M 4	Maryland	N1	W	35-32
M 5	Clemson	N1	W	40-30

N1 - Southern Conference Tournament, Raleigh, N.C.

1938-39
Record: 10-12
Head Coach: Eddie Cameron

D 14	The Citadel	H	W	49-37
D 17	Pittsburgh	H	L	37-51
J 4	Princeton	H	W	46-33
J 5	Davidson	A	L	39-41
J 7	Wake Forest	A	W	52-41
J 9	Washington & Lee	H	L	41-46
J 10	Clemson	H	W	39-33
J 13	Maryland	A	L	34-37
J 14	Navy	A	W	44-37
J 17	Virginia Tech	H	W	47-35
J 31	N.C. State	H	W	43-37
F 2	Maryland	H	L	44-60
F 4	Army	A	L	27-37
F 6	Brown	A	L	33-41
F 8	Davidson	H	L	40-42
F 10	North Carolina	A	L	32-37
F 13	Clemson	A	L	36-38
F 16	Washington & Lee	A	L	35-36
F 18	Wake Forest	H	W	59-34
F 20	N.C. State	A	W	29-26
F 24	North Carolina	H	W	41-38
M 1	N.C. State	N1	L	39-40

N1 - Southern Conference Tournament, Raleigh, N.C.

1939-40
Record: 19-7
Head Coach: Eddie Cameron

D 16	Hampden-Sydney	A	W	59-28
D 19	Oklahoma A&M	A	L	41-51
D 20	Washington, Md.	A	W	43-40
D 21	Baltimore	A	L	29-40
J 4	Davidson	A	W	51-28
J 6	Princeton	H	W	36-27
J 9	Maryland	A	L	30-32
J 10	Navy	A	W	40-27
J 13	VMI	A	W	28-25
J 16	The Citadel	H	W	51-40
J 20	Clemson	H	W	54-49
J 27	Wake Forest	H	W	50-44
J 30	Maryland	H	W	48-27
F 1	N.C. State	A	W	57-27
F 3	Pennsylvania	A	L	35-49
F 6	Davidson	H	W	47-30
F 10	North Carolina	A	W	50-44
F 12	Clemson	H	W	39-37
F 13	Georgia Tech	A	L	35-41
F 15	Wake Forest	A	W	44-35
F 7	Washington & Lee	H	W	28-27
F 19	N.C. State	H	W	46-37
F 22	North Carolina	H	L	27-31
F 29	The Citadel	N1	W	40-35
M 1	Maryland	N1	W	44-32
M 2	North Carolina	N1	L	23-39

N1 - Southern Conference Tournament, Raleigh, N.C.

1940-41
Record: 14-8
Head Coach: Eddie Cameron

►Southern Conference Champions

D 17	Lincoln Memorial	H	L	39-43
D 20	Catholic	A	W	48-33
D 21	George Washington	A	L	38-48
J 4	Lehigh	H	W	66-30
J 6	Davidson	A	W	57-33
J 8	Wake Forest	H	L	35-38
J 11	Maryland	A	W	40-26
J 16	George Washington	H	W	44-37
J 18	Clemson	H	W	45-42
J 30	N.C. State	H	L	38-39
F 1	Maryland	H	W	43-17
F 3	Pittsburgh	H	L	32-46
F 7	North Carolina	A	L	33-51
F 8	Navy	H	L	32-34
F 11	Washington & Lee	A	L	28-30
F 13	Wake Forest	A	W	42-41
F 15	Washington & Lee	H	W	45-33
F 17	N.C. State	A	W	44-37
F 20	North Carolina	H	W	35-33
F 27	North Carolina	N1	W	38-37
F 28	William & Mary	N1	W	57-42
M 1	South Carolina	N1	W	53-30

N1 - Southern Conference Tournament, Raleigh, N.C.

1941-42
Record: 22-2
Head Coach: Eddie Cameron

►Southern Conference Champions

D 8	Georgetown, Ky.	H	W	37-31
D 18	Rider	H	W	55-29
J 3	Temple	A	L	41-57
J 5	Tennessee	H	W	37-35
J 7	Davidson	A	W	75-40
J 9	Maryland	H	W	37-33
J 10	George Washington	H	W	38-37
J 12	VMI	A	W	52-47
J 17	Navy	A	W	41-31
J 24	Wake Forest	H	W	60-39
J 31	N.C. State	H	W	40-28
F 4	Davidson	H	W	73-37
F 7	North Carolina	A	W	52-40
F 10	Washington & Lee	A	W	63-34
F 14	Washington & Lee	H	W	68-38
F 16	N.C. State	A	W	53-48
F 19	Wake Forest	A	W	58-51
F 21	George Washington	A	L	53-55
F 23	Maryland	A	W	64-46
F 24	Virginia Tech	H	W	67-50
F 27	North Carolina	H	W	41-40
M 5	Washington & Lee	N1	W	59-41

M 6	Wake Forest	N1	W	54-45
M 7	N.C. State	N1	W	45-34

N1 - Southern Conference Tournament, Raleigh, N.C.

1942-43
Record: 20-6
Head Coach: Gerry Gerard

D 17	Carolina Pre-Flight	H	L	41-46
D 19	Tennessee	A	L	33-51
D 31	Fort Bragg	A	W	62-47
J 6	Carolina Pre-Flight	A	W	51-48
J 7	Davidson	A	W	60-50
J 9	VMI	H	W	45-43
J 11	George Washington	H	L	53-66
J 13	Norfolk Navy	H	L	53-60
J 17	Temple	A	W	45-44
J 23	Virginia Tech	H	W	78-70
J 26	Wake Forest	H	W	63-41
J 30	N.C. State	H	W	60-47
F 2	Carolina Pre-Flight	H	W	59-33
F 6	North Carolina	A	W	51-39
F 9	Washington & Lee	A	W	71-44
F 10	Duquesne	H	W	55-41
F 12	Maryland	A	W	46-43
F 13	Pennsylvania	A	L	48-49
F 15	Wake Forest	H	W	59-40
F 17	N.C. State	A	W	53-32
F 19	George Washington	A	W	64-61
F 20	Navy	A	W	58-48
F 26	North Carolina	H	W	43-24
M 4	VMI	N1	W	57-41
M 5	The Citadel	N1	W	56-37
M 6	George Washington	N1	L	40-56

N1 - Southern Conference Tournament, Raleigh, N.C.

1943-44
Record: 13-13
Head Coach: Gerry Gerard

►Southern Conference Champions

N 30	Camp Butner	H	W	62-36
D 8	Carolina Pre-Flight	A	L	39-58
D 10	Milligan	H	L	40-46
D 11	Hampden-Sydney	H	W	50-25
D 14	Columbia AAB	H	W	52-33
D 17	Camp Butner	A	W	49-41
D 18	Charleston USCG	H	L	46-52
D 21	Fort Bragg	H	W	42-40
D 28	Carolina Pre-Flight	H	L	35-48
J 1	Long Island	A	L	57-59
J 5	Norfolk NAS	H	L	28-61
J 8	Cherry Point	H	L	52-54
J 13	Richmond AFB	H	W	44-38
J 15	Norfolk NAS	A	L	51-52
J 18	North Carolina	H	L	33-37
J 22	Norfolk NTS	A	L	59-72
J 26	Norfolk NTS	H	L	51-52
J 29	Navy	A	L	42-45
F 1	N.C. State	A	W	60-36
F 4	South Carolina	H	W	46-40
F 5	North Carolina	A	W	41-40
F 10	North Carolina	H	L	30-39
F 12	N.C. State	H	W	53-32
F 24	William & Mary	N1	W	68-25
F 25	N.C. State	N1	W	40-32
F 26	North Carolina	N1	W	44-27

N1 - Southern Conference Tournament, Raleigh, N.C.

1944-45
Record: 13-9
Head Coach: Gerry Gerard

D 5	Richmond AAB	H	L	32-42
D 12	Camp Butner	A	L	49-50
D 17	Virginia	A	W	56-44
D 20	Laurinburg-Maxton	H	W	55-46
D 29	Carolina Pre-Flight	A	L	43-58
D 30	Camp Lejeune	H	W	28-24
J 2	Fort Bragg	H	W	27-21
J 6	Maryland	H	W	51-24
J 10	Carolina Pre-Flight	H	L	45-49
J 13	Wake Forest	H	W	60-35
J 16	Norfolk NAS	H	L	37-57
J 20	North Carolina	A	W	50-41
J 23	Norfolk NTS	H	L	37-59
J 27	Navy	A	L	43-54

J 30	N.C. State	H	W	48-38
F 3	Wake Forest	N1	W	75-39
F 10	Temple	A	W	51-46
F 14	North Carolina	H	L	38-50
F 17	N.C. State	A	W	47-40
F 22	Maryland	N2	W	76-49
F 23	William & Mary	N2	W	59-22
F 24	North Carolina	N2	L	38-49

N1 - High Point, N.C.

N2 - Southern Conference Tournament, Raleigh, N.C.

1945-46
Record: 21-6
Head Coach: Gerry Gerard

►Southern Conference Champions

D 4	Camp Perry	H	L	35-39
D 7	Norfolk NTS	A	L	51-57
D 14	Davidson	H	W	50-23
D 15	Virginia	N1	W	48-38
J 2	South Carolina	A	W	52-36
J 4	Maryland	H	W	59-25
J 5	Davidson	A	W	55-27
J 9	North Carolina	A	W	51-46
J 11	N.C. State	A	W	46-34
J 12	Wake Forest	A	W	43-38
J 15	Norfolk NTS	H	W	31-22
J 18	Georgia Tech	A	W	54-39
J 19	Clemson	A	W	42-29
J 23	South Carolina	H	W	55-33
J 25	Maryland	A	L	38-43
J 26	Navy	A	L	40-51
J 29	Wright Field	H	W	44-43
F 2	N.C. State	H	W	56-33
F 5	Wake Forest	H	W	32-29
F 9	Temple	A	L	38-64
F 12	Georgia Tech	H	W	73-51
F 16	North Carolina	H	L	44-54
	Clemson	H	W	61-33
F 23	Marine Institute	H	W	49-43
F 28	N.C. State	N2	W	44-38
M 1	Virginia Tech	N2	W	44-38
M 2	Wake Forest	N2	W	49-30

N1 - Lynchburg, Va.

N2 - Southern Conference Tournament, Raleigh, N.C.

1946-47
Record: 17-8
Head Coach: Gerry Gerard

D 4	High Point	A	W	44-29
D 7	Hanes Hosiery	A	W	44-43
D 12	Hampden-Sydney	H	W	61-51
D 14	Virginia	N1	W	47-34
D 17	Florida	N2	W	44-37
D 20	Jacksonville NAS	A	W	54-36
J 1	Quantico Marines	H	W	68-41
J 4	Tennessee	A	L	47-53
J 7	Davidson	A	W	55-48
J 9	NYU	A	L	61-64
J 11	Temple	A	W	59-56
J 15	Wake Forest	H	W	65-32
J 16	George Washington	H	W	52-46
J 18	N.C. State	H	W	60-53
F 1	Navy	H	L	48-61
F 3	William & Mary	H	W	69-45
F 4	Washington & Lee	N1	W	71-57
F 6	Virginia Tech	H	W	52-40
F 7	Davidson	H	W	61-47
F 11	North Carolina	A		

1947-48

Record: 17-12

Head Coach: Gerry Gerard

D 6	Hanes Hosiery	A	W	61-55
D 13	Virginia	A	L	39-49
D 15	Hampden-Sydney	H	W	59-45
D 17	McCrory	H	W	71-34
D 19	Washington & Lee	A	W	72-39
D 30	Hanes Hosiery	H	W	70-46
J 3	Tennessee	H	L	58-62
J 5	Maryland	H	W	53-42
J 6	Davidson	A	L	42-44
J 8	NYU	A	L	56-77
J 10	Temple	A	L	54-58
J 14	George Washington	H	L	47-48
J 16	Clemson	H	W	80-47
J 24	Virginia Tech	H	W	52-45
F 4	Navy	A	L	46-56
F 5	William & Mary	A	W	45-36
F 7	North Carolina	A	L	42-48
F 10	Wake Forest	H	W	47-45
F 14	N.C. State	H	L	43-44
F 16	Georgia Tech	A	W	60-55
F 17	Clemson	A	L	57-63
F 18	N.C. State	A	L	37-70
F 19	Virginia	H	W	57-48
F 24	Wake Forest	A	W	49-48
F 27	North Carolina	H	W	56-45
M 3	South Carolina	H*	W	63-48
M 4	George Washington	H*	W	54-51
M 5	Davidson	H*	W	53-37
M 6	N.C. State	H*	L	50-58

* - Southern Conference Tournament, Durham, N.C.

1948-49

Record: 13-9

Head Coach: Gerry Gerard

D 4	Hanes Hosiery	A	L	57-58
D 8	McCrory	A	W	70-51
D 10	Hampden-Sydney	A	W	58-50
D 11	Virginia	A	W	47-37
D 15	McCrory	H	W	51-36
D 17	Davidson	A	W	58-41
J 4	Hanes Hosiery	H	W	54-42
J 6	Washington & Lee	A	W	58-45
J 8	Temple	H	L	45-59
J 11	Virginia Tech	A	L	46-56
J 15	N.C. State	H	L	52-53
J 22	Virginia Tech	H	W	65-52
J 27	Wake Forest	A	L	50-52
J 29	Davidson	H	W	57-51
F 2	Navy	A	W	55-42
F 4	NYU (-/15)	H	W	73-44
F 5	North Carolina	A	L	34-64
F 9	George Washington	A	L	49-51
F 11	N.C. State	A	L	44-47
F 12	Georgia Tech	H	W	53-42
F 19	Wake Forest	H	W	61-51
F 25	North Carolina	H	L	40-64

1949-50

Record: 15-15

Head Coach: Gerry Gerard

D 3	Hanes Hosiery	A	L	52-53
D 6	Hampden-Sydney	H	W	74-59
D 8	McCrory	A	L	54-60
D 10	Virginia	N1	W	82-61
D 15	Davidson	A	W	66-49
D 17	Washington & Lee	A	W	81-67
D 20	South Carolina	A	L	44-54
D 28	Penn State	N2	L	48-51
D 29	North Carolina	N2	L	52-59
D 30	Wake Forest	N2	W	54-52
J 4	Maryland	H	W	58-46
J 7	N.C. State (-/7)	H	W	58-55
J 12	NYU	N3	L	64-80
J 14	Temple	A	L	49-59
J 17	South Carolina	H	W	79-60
J 27	Davidson	H	W	69-59
J 28	Wake Forest	H	W	65-55
F 4	Navy	H	W	68-53
F 7	The Citadel	H	W	65-39
F 10	Maryland	A	L	57-67

F 11	George Washington	A	L	55-62
F 14	N.C. State (-/8)	A	L	50-68
F 17	North Carolina	A	L	55-58
F 18	George Washington	H	W	55-52
F 21	Wake Forest	A	L	54-72
F 24	North Carolina	H	L	46-64
M 2	South Carolina	H*	W	53-41
M 3	William & Mary	H*	W	60-50
M 4	N.C. State (-/8)	H*	L	47-67
M 8	Pennsylvania	A	L	50-68

N1 - Norfolk, Va.
N2 - Dixie Classic, Raleigh, N.C.
N3 - Madison Square Garden, New York, N.Y.
* - Southern Conference Tournament, Durham, N.C.

1950-51

Record: 20-13

Head Coach: Harold Bradley

D 2	Hanes Hosiery	A	W	76-71
D 5	McCrory	A	W	72-60
D 9	Virginia	N1	W	77-57
D 15	VMI	A	W	86-66
D 16	Washington & Lee	A	W	97-69
D 22	George Washington	A	W	70-67
D 23	Bradley (-/2)	A	L	58-93
D 28	Colgate	N2	L	69-84
D 29	North Carolina	N2	W	71-63
D 30	Tulane	N2	W	74-72
J 1	Canisius	A	L	57-69
J 3	Pennsylvania	A	L	76-85
J 6	N.C. State (-/7)	H	L	71-77
J 11	South Carolina	H	W	60-58
J 13	West Virginia	H	W	77-73
J 15	William & Mary	A	L	57-74
J 27	Wake Forest	H	L	56-65
J 29	Davidson	H	W	90-68
J 30	South Carolina	A	L	62-82
F 2	North Carolina	A	L	68-71
F 3	NYU	H	L	73-79
F 5	George Washington	H	W	85-70
F 6	William & Mary	H	W	61-54
F 10	N.C. State (-/10)	A	L	65-75
F 12	Davidson	A	W	94-73
F 14	Washington & Lee	H	W	94-68
F 16	Maryland	A	W	49-40
F 17	Navy	A	L	60-85
F 19	Wake Forest	A	W	69-64
F 23	North Carolina	H	W	84-72
M 1	Virginia Tech	N3	W	64-61
M 2	William & Mary	N3	W	71-69
M 3	N.C. State (-/8)	N3	L	63-67

N1 - Norfolk, Va.
N2 - Dixie Classic, Raleigh, N.C.
N3 - Southern Conference Tournament, Raleigh, N.C.

1951-52

Record: 24-6

Head Coach: Harold Bradley

D 1	Temple	H	W	85-48
D 3	Hanes Hosiery	A	W	78-68
D 5	North Carolina	H	W	77-59
D 8	Bradley	H	W	87-69
D 11	Furman (12/-)	N1	L	72-73
D 15	VMI (12/-)	H	W	102-45
D 18	Davidson (19/-)	H	W	88-49
D 21	George Washington (19/-)	A	W	98-76
D 22	West Virginia (19/-)	A	L	74-95
D 27	Columbia	N2	L	58-66
D 28	Wake Forest	N2	W	79-74
D 29	Southern Cal	N2	L	69-87
J 2	Pennsylvania	H	W	62-52
J 5	N.C. State (-/17)	H	L	70-72
J 10	NYU (-/13)	N3	W	74-72
J 12	Temple	A	W	86-65
J 26	Wake Forest	H	W	90-69
F 1	North Carolina	A	W	73-66
F 2	George Washington	H	W	89-74
F 7	William & Mary	H	W	68-62
F 9	Navy	A	W	70-68
F 12	N.C. State	A	W	71-58
F 18	Maryland	H	W	56-51
F 21	Wake Forest	A	W	87-62
F 23	South Carolina	A	W	96-82

F 26	Davidson (15/-)	A	W	58-50
F 29	North Carolina (15/-)	H	W	94-64
M 6	Maryland (12/-)	N4	W	51-48
M 7	West Virginia (12/9)	N4	W	90-88
M 8	N.C. State (12/-)	N4	L	68-77

N1 - Shelby, N.C.
N2 - Dixie Classic, Raleigh, N.C.
N3 - Madison Square Garden, New York, N.Y.
N4 - Southern Conference Tournament, Raleigh, N.C.

1952-53

Record: 17-8

Head Coach: Harold Bradley

D 1	Vanderbilt	H	W	94-88
D 6	Wake Forest	H	L	86-91
D 9	Washington & Lee	A	W	91-80
D 13	Tennessee	A	W	89-82
D 16	Davidson	H	W	94-65
D 20	Temple	A	L	64-67
D 22	George Washington	A	L	87-113
D 29	Brigham Young	N1	L	68-69
D 30	Pennsylvania	N1	L	80-97
D 31	Princeton	N1	W	74-59
J 7	South Carolina	A	W	76-67
J 10	N.C. State (-/9)	H	L	64-82
J 13	VMI	H	W	78-55
J 31	Navy (-/16)	H	W	78-73
F 3	West Virginia	H	W	91-86
F 5	NYU	H	W	89-82
F 6	North Carolina (-/12)	A	W	95-89
F 9	George Washington	H	W	83-80
F 12	Wake Forest	A	W	101-99
F 14	N.C. State (-/12)	A	W	84-82
F 19	William & Mary (18/-)	A	L	82-85
F 21	South Carolina (18/-)	H	W	98-68
F 23	Davidson (18/-)	A	W	99-72
F 27	North Carolina	H	W	83-58
M 5	Maryland	N2	L	65-74

N1 - Dixie Classic, Raleigh, N.C.
N2 - Southern Conference Tournament, Raleigh, N.C.

1953-54

Record: 21-6

ACC: 9-1 (1st)

Head Coach: Harold Bradley

D 2	Furman	H	W	110-76
D 5	Tennessee	H	W	101-61
D 7	Vanderbilt	A	L	66-71
D 12	William & Mary	H	W	109-44
D 15	Davidson (13/-)	H	W	78-37
D 19	West Virginia (13/-)	A	W	67-64
D 21	Kentucky (13/2)	N1	L	69-85
D 22	UCLA (-/13)	N1	L	67-72
D 28	Oregon State (-/12)	N2	W	71-61
D 29	Wake Forest	N2	W	83-66
D 30	Navy	N2	W	98-83
J 2	Virginia	H	W	86-64
J 4	South Carolina	A	W	89-69
J 6	Virginia Tech (8/-)	H	W	82-45
J 9	N.C. State (8/20)	H	W	87-85
J 12	Wake Forest (9/-)	A	L	89-96
J 30	Navy (20/-)	A	W	82-65
F 4	North Carolina (8/-)	H	W	63-47
F 6	George Washington (8/11)	H	L	71-76
F 9	N.C. State (15/19)	A	W	90-89
F 13	Virginia Tech (15/-)	A	W	107-53
F 16	Maryland (14/11)	A	W	68-61
F 20	North Carolina (14/-)	A	W	67-63
F 23	South Carolina (10/-)	H	W	89-55
F 26	Wake Forest (10/-)	H	W	90-81
M 4	Virginia (11/-)	N3	W	96-68
M 5	N.C. State (11/18)	N3	L	75-79

N1 - Kentucky Invitational, Louisville, Ky.
N2 - Dixie Classic, Raleigh, N.C.
N3 - ACC Tournament, Raleigh, N.C.

1954-55

Record: 20-8

ACC: 11-3 (2nd)

Head Coach: Harold Bradley

D 3	Clemson	H	W	115-54
D 7	Maryland (17/-)	A	L	47-49
D 10	South Carolina (17/-)	H	W	95-55
D 14	Davidson	A	W	107-75
D 17	Maryland	H	W	68-61
D 20	Pittsburgh	A	W	90-68
D 27	West Virginia (-/12)	N1	W	92-79
D 28	Minnesota (18/11)	N1	L	73-79
D 29	North Carolina (18/-)	N1	L	52-65
J 3	Florida State (18/-)	H	W	97-75
J 5	Temple (17/-)	H	W	81-64
J 8	N.C. State (17/3)	H	L	91-96
J 11	Clemson	A	W	75-66
J 12	South Carolina	A	W	82-64
J 15	Virginia	H	W	109-89
J 31	Geo. Washington (-/16)	A	L	73-92
F 4	North Carolina	A	W	91-68
F 5	West Virginia	H	W	115-75
F 9	Wake Forest	A	W	75-73
F 12	Navy	A	W	71-56
F 15	N.C. State (-/7)	A	L	78-84
F 19	Wake Forest	H	W	84-65
F 22	Virginia	A	W	105-92
F 25	North Carolina	H	W	96-74
M 3	South Carolina	N2	W	83-67
M 4	Virginia	N2	W	90-77
M 5	N.C. State (-/15)	N2	L	77-87
M 8	Villanova	N3	L	73-74

N1 - Dixie Classic, Raleigh, N.C.
N2 - ACC Tournament, Raleigh, N.C.
N3 - NCAA Tournament, New York, N.Y.

1955-56

Record: 19-7

ACC: 10-4 (T3rd)

Head Coach: Harold Bradley

D 2	Clemson	H	W	97-63
D 9	South Carolina	H	W	82-68
D 10	Georgia Tech	H	W	87-66
D 16	Pennsylvania	A	W	98-80
D 17	Villanova	A	W	86-76
D 20	Pittsburgh (14/-)	A	W	92-54
D 29	Wyoming (8/-)	N1	W	71-54
D 30	North Carolina (8/4)	N1	L	64-74
D 31	Wake Forest (8/-)	N1	W	64-52
J 4	Wake Forest (11/-)	A	L	71-84
J 7	N.C. State (11/2)	H	W	68-58
J 10	South Carolina (6/-)	A	W	63-52
J 11	Clemson (6/-)	A	W	109-80
J 14	Maryland (6/-)	H	W	76-62
F 1	Kentucky (10/8)	A	L	76-81
F 4	North Carolina (10/9)	H	W	64-59
F 7	Maryland (8/-)	A	W	82-70
F 9	Virginia (8/-)	H	W	74-59
F 11	Wake Forest (8/-)	H	L	77-80
F 14	N.C. State (11/5)	A	L	81-90
F 18</				

1956-57
Record: 13-11 **ACC:** 8-6 (3rd)
Head Coach: Harold Bradley

N 30	Georgia Tech	A	W	71-61
D 4	Clemson	A	W	84-78
D 5	South Carolina	N1	W	104-76
D 14	Alabama (-/9)	N2	W	89-78
D 15	West Virginia (-/13)	N2	L	82-83
D 18	Kentucky (13/7)	H	W	85-84
D 27	West Virginia (9/4)	N3	W	73-67
D 28	North Carolina (9/2)	N3	L	71-87
D 29	N.C. State (9/-)	N3	L	80-102
J 5	N.C. State	H	W	92-85
J 10	Maryland (15/-)	A	L	51-62
J 12	Clemson (15/-)	H	W	80-70
J 29	Wake Forest (19/13)	A	L	59-77
J 31	Maryland (19/-)	H	W	72-60
F 2	Navy (19/-)	A	L	69-71
F 5	Pittsburgh	H	W	90-72
F 9	North Carolina (-/1)	A	L	73-75
F 12	N.C. State (14/-)	A	L	72-79
F 16	Wake Forest (17/11)	H	W	75-64
F 19	Virginia (16/-)	A	L	81-90
F 23	South Carolina (16/-)	H	W	94-81
F 27	Virginia	H	W	81-66
M 1	North Carolina (-/1)	H	L	72-86
M 7	South Carolina	N4	L	81-84

*N1 - Charlotte, N.C.
N2 - Birmingham Tournament, Birmingham, Ala.
N3 - Dixie Classic, Raleigh, N.C.
N4 - ACC Tournament, Raleigh, N.C.*

1957-58
Record: 18-7 **ACC:** 11-3 (1st)
Head Coach: Harold Bradley

D 2	Kentucky	A	L	74-78
D 6	Clemson	H	W	79-66
D 14	Villanova	H	W	60-53
D 17	South Carolina	A	L	51-62
D 21	Pittsburgh ••	A	L	84-87
D 26	Seton Hall	N1	W	69-62
D 27	North Carolina (-/4)	N1	L	62-76
D 28	Wake Forest •	N1	W	79-75
J 4	NYU	A	W	67-60
J 8	Maryland (-/11)	A	L	49-74
J 11	N.C. State (-/13) ••	H	W	76-75
J 27	West Virginia (-/1)	H	W	72-68
J 30	Virginia	H	W	88-71
F 1	Wake Forest	A	W	70-56
F 3	South Carolina	H	W	61-49
F 4	Clemson (13/-)	N2	W	73-57
F 8	North Carolina (13/7)	A	W	91-75
F 11	N.C. State (8/10)	A	W	65-48
F 15	Wake Forest (8/-)	H	W	71-59
F 19	Navy (7/-)	A	W	77-63
F 21	Maryland (7/14)	H	W	68-59
F 25	Virginia (6/-) •••	A	L	68-70
F 28	North Carolina (6/9)	H	W	59-46
M 6	Wake Forest (6/-)	N3	W	51-44
M 7	Maryland (6/17) •	N3	L	65-71

*N1 - Dixie Classic, Raleigh, N.C.
N2 - Charlotte, N.C.
N3 - ACC Tournament, Raleigh, N.C.*

1958-59
Record: 13-12 **ACC:** 7-7 (T3rd)
Head Coach: Harold Bradley

D 5	Clemson	A	L	55-56
D 8	Kentucky	H	L	64-78
D 12	West Virginia (-/4)	A	L	63-101
D 15	South Carolina	H	W	68-61
D 19	Pennsylvania	A	W	66-57
D 20	Villanova	A	L	67-74
D 29	Michigan State (-/9)	N1	L	57-82
D 30	Yale	N1	W	56-53
D 31	Louisville	N1	W	57-54
J 5	Wake Forest	A	W	58-57
J 7	Maryland	A	L	33-64
J 10	N.C. State (-/2)	H	L	60-67
J 13	Clemson	H	W	45-41
J 15	Virginia	A	L	67-86
J 17	Maryland	H	W	78-69
J 31	Pittsburgh	H	W	75-66
F 3	South Carolina	A	W	80-72
F 6	North Carolina (-/2)	H	L	80-89
F 10	N.C. State (-/6)	A	L	72-80

F 14	Navy	H	W	64-63
F 17	Wake Forest	H	W	85-78
F 20	Virginia	H	W	71-63
F 28	North Carolina (-/3)	A	L	62-72
M 5	Wake Forest	N2	W	78-71
M 6	North Carolina (-/5)	N2	L	71-74

*N1 - Dixie Classic, Raleigh, N.C.
N2 - ACC Tournament, Raleigh, N.C.*

1959-60
Record: 17-11 **ACC:** 7-7 (4th)
Head Coach: Vic Bubas

► ACC Champions
► NCAA Elite Eight

D 1	Georgia Tech	H	L	49-59
D 5	Clemson	H	W	68-59
D 12	South Carolina	A	W	72-70
D 18	Alabama	N1	W	78-60
D 19	Navy	N1	W	76-71
D 28	Utah (16/6)	N2	W	63-52
D 29	North Carolina (18/-)	N2	L	53-75
D 30	Dayton (18/-)	N2	L	63-71
J 4	Bucknell	H	W	72-36
J 9	N.C. State	H	W	47-34
J 12	Clemson	A	W	50-41
J 16	Maryland	H	L	48-56
J 30	South Carolina	H	W	79-65
F 3	Wake Forest	A	L	63-80
F 6	Navy	A	L	58-48
F 9	N.C. State	A	L	53-63
F 13	North Carolina (-/13)	A	L	58-84
F 16	Virginia	H	W	78-66
F 18	Maryland	A	L	61-71
F 20	Wake Forest	H	L	64-83
F 22	Virginia	A	W	79-63
F 27	North Carolina	H	L	50-75
M 3	South Carolina	N3	W	82-69
M 4	North Carolina (-/16)	N3	W	71-69
M 5	Wake Forest (-/18)	N3	W	63-59
M 8	Princeton (18/-)	N4	W	84-60
M 11	St. Joseph's (18/-)	N5	W	58-56
M 12	NYU (18/12)	N5	L	59-74

*N1 - Birmingham Classic, Birmingham, Ala.
N2 - Dixie Classic, Raleigh, N.C.
N3 - ACC Tournament, Raleigh, N.C.
N4 - NCAA Tournament, New York, N.Y.
N5 - NCAA Tournament, Charlotte, N.C.*

1960-61
Record: 22-6 **ACC:** 10-4 (3rd)
Head Coach: Vic Bubas

D 3	Louisiana State •	H	W	80-74
D 9	Penn State	N1	W	69-46
D 10	West Virginia	N1	W	66-64
D 12	South Carolina	H	W	107-79
D 15	Clemson (8/-)	A	W	75-58
D 19	Georgia Tech (8/15)	A	W	61-48
D 21	Florida (7/-)	N2	W	83-64
D 29	Wyoming (6/-)	N3	W	86-59
D 30	Marquette (6/-)	N3	W	86-73
D 31	North Carolina (6/11)	N3	L	71-76
J 3	Navy (8/-)	N4	W	78-63
J 7	N.C. State (8/-)	H	W	81-67
J 11	Virginia (8/-) •	A	W	92-90
J 14	Maryland (8/-)	H	W	70-62
J 28	Clemson (5/-)	H	W	79-59
J 31	South Carolina (4/-)	A	W	107-94
F 4	North Carolina (4/5)	H	W	81-77
F 7	N.C. State (3/-)	A	L	59-61
F 9	Wake Forest (3/-)	H	W	100-90
F 14	Wake Forest (3/-)	A	L	89-103
F 16	Maryland (3/-)	A	L	71-76
F 18	Navy (3/-)	A	W	75-73
F 20	Virginia (3/-)	H	W	77-66
F 23	Seton Hall (6/-)	A	W	112-78
F 25	North Carolina (6/7) •	A	L	66-69
M 2	Virginia (9/-)	N5	W	89-54
M 3	South Carolina (9/-)	N5	W	92-75
M 4	Wake Forest (9/-)	N5	L	81-96

*N1 - Charlotte, N.C.
N2 - Jacksonville, Fla.
N3 - Dixie Classic, Raleigh, N.C.
N4 - Greensboro, N.C.
N5 - ACC Tournament, Raleigh, N.C.*

1961-62
Record: 20-5 **ACC:** 11-3 (2nd)
Head Coach: Vic Bubas

D 1	Florida (7/-)	H	W	80-58
D 5	Davidson (7/-)	H	W	117-72
D 8	Louisville (7/-)	H	W	86-56
D 11	Clemson (7/-)	H	W	89-66
D 13	South Carolina (7/-)	A	W	76-69
D 15	Duquesne (7/-)	N1	L	61-66
D 16	Arizona (7/-)	N1	W	78-47
D 18	West Virginia (7/-)	A	W	69-65
D 30	Wake Forest (10/-)	N2	W	75-73
J 3	Penn State (8/-)	H	W	95-55
J 6	N.C. State (8/-)	H	L	60-61
J 11	Clemson (10/-)	A	W	104-96
J 13	Maryland (10/-)	H	W	84-68
J 27	Wake Forest (7/-)	H	W	82-68
J 30	South Carolina (6/-)	H	W	89-73
F 3	North Carolina (6/-)	H	W	79-57
F 6	N.C. State (5/-)	A	L	55-71
F 10	Virginia (5/-)	H	W	101-75
F 13	Maryland (7/-)	A	W	79-53
F 15	Wake Forest (7/-)	A	L	79-97
F 17	Navy (7/-)	H	W	91-72
F 19	Virginia (7/-)	A	W	97-71
F 24	North Carolina (8/-)	A	W	82-74
M 1	Maryland (8/-)	N3	W	71-58
M 2	Clemson (8/-)	N3	L	72-77

*N1 - Steel Bowl, Pittsburgh, Pa.
N2 - Greensboro, N.C.
N3 - ACC Tournament, Raleigh, N.C.*

1962-63
Record: 27-3 **ACC:** 14-0 (1st)
Head Coach: Vic Bubas

► ACC Champions
► NCAA Final Four

D 1	Davidson (2/-)	H	W	76-68
D 4	South Carolina (2/-)	H	W	95-63
D 8	Maryland (2/-)	H	W	92-56
D 11	Vanderbilt (2/-)	H	W	90-70
D 13	Clemson (2/-)	A	W	92-67
D 15	Louisville (2/-)	A	W	76-75
D 18	Davidson (2/-)	A	L	69-72
D 21	Miami (2/-)	A	L	69-71
D 28	Princeton (8/-)	H	W	85-74
D 29	Wake Forest (8/-)	N1	W	113-87
J 2	Virginia (7/-)	H	W	82-65
J 5	N.C. State (7/-)	H	W	78-52
J 9	Navy (6/-)	A	W	85-70
J 12	Clemson (6/-)	H	W	78-67
J 26	West Virginia (4/6)	H	W	111-71
J 29	South Carolina (3/-)	A	W	88-70
F 2	North Carolina (3/-)	A	W	77-69
F 6	Wake Forest (3/-)	A	W	97-66
F 9	N.C. State (3/-)	A	W	56-55
F 13	Virginia (3/-)	A	W	79-74
F 16	Wake Forest (3/-)	H	W	73-60
F 19	Maryland (2/-)	A	W	76-70
F 23	North Carolina (2/-)	H	W	106-93
F 28	Virginia (2/-)	N2	W	89-70
M 1	N.C. State (2/-)	N2	W	82-65
M 2	Wake Forest (2/-)	N2	W	68-57
M 15	NYU (2/9)	N3	W	81-76
M 16	St. Joseph's (2/-)	N3	W	73-59
M 22	Loyola, Chicago (2/3)	N4	L	75-94
M 23	Oregon State (2/-)	N4	W	85-63

*N1 - Greensboro, N.C.
N2 - ACC Tournament, Raleigh, N.C.
N3 - NCAA Tournament, College Park, Md.
N4 - NCAA Final Four, Louisville, Ky.*

1963-64
Record: 26-5 **ACC:** 13-1 (1st)
Head Coach: Vic Bubas

► ACC Champions
► NCAA Final Four

N 30	Penn State (4/-)	H	W	92-62
D 6	Ohio State (4/7)	N1	W	76-75
D 7	West Virginia (4/-)	N1	W	86-81
D 11	Vanderbilt (3/-) •	A	L	92-97
D 14	Clemson (3/-)	H	W	75-52
D 16	South Carolina (3/-)	A	W	77-70
D 19	Virginia (5/-)	H	W	84-73
D 21	Michigan (5/3)	A	L	67-83
D 30	Auburn (8/-)	N2	W	84-67
D 31	Kentucky (9/1)	N2	L	79-81
J 4	N.C. State (9/-)	H	W	91-70
J 8	Clemson (9/-)	A	W	81-75
J 11	North Carolina (9/-)	H	W	84-64
J 25	Tennessee (8/-) ••	N3	W	67-65
J 30	South Carolina (8/-)	H	W	80-67
F 1	Navy (8/-)	H	W	121-63
F 5	N.C. State (7/-)	A	W	66-48
F 8	Maryland (7/-)	A	W	104-72
F 10	Virginia (7/-)	A	W	80-59
F 15	Davidson (5/4)	H	W	82-75
F 18	Wake Forest (4/-)	A	L	71-72
F 22	Maryland (4/-)	H	W	80-63
F 25	Wake Forest (4/-)	H	W	98-83
F 29	North Carolina (4/-)	A	W	104-69
M 5	N.C. State (4/-)	N4	W	75-44
M 6	North Carolina (4/-)	N4	W	65-49
M 7	Wake Forest (4/-)	N4	W	80-59
M 13	Villanova (3/7)	N5	W	87-73
M 14	Connecticut (3/-)	N5	W	101-54
M 20	Michigan (3/2)	N6	W	91-80
M 21	UCLA (3/1)	N6	L	83-98

*N1 - West Virginia Centennial, Morgantown, W.Va.
N2 - Sugar Bowl Tournament, New Orleans, La.
N3 - Greensboro, N.C.
N4 - ACC Tournament, Raleigh, N.C.
N5 - NCAA Tournament, Raleigh, N.C.
N6 - NCAA Final Four, Kansas City, Mo.*

1964-65
Record: 20-5 **ACC:** 11-3 (1st)
Head Coach: Vic Bubas

D 1	Virginia Tech (5/-)	N1	W	98-63
D 5	Michigan (5/1)	H	L	79-86
D 10	Navy (8/-) •	N2	W	93-87
D 12	South Carolina (8/-)	H	W	111-72
D 16	Clemson (6/-)	A	W	80-79
D 19	Virginia (6/-)	A	W	104-91
D 30	Ohio State (8/-) ••	A	W	94-89
J 2	Wake Forest (8/-)	N3	W	91-86
J 5	Penn State (6/-)	H	W	121-88
J 9	North Carolina (6/-)	H	L	62-65
J 12	Clemson (10/-)	H	W	106-81
J 16	Wake Forest (10/-)	H	W	105-77
F 1	Maryland (10/-)	H	W	82-64
F 3	N.C. State (6/-)	A	W	84-74
F 6	West Virginia (6/-)	H	W	109-89
F 9	N.C. State (6/-) •	H	W	78-67
F 11	Virginia (6/-)	H	W	136-72
F 13	Wake Forest (6/-)	A	W	93-80
F 17	South Carolina (6/-)	A	W	87-59
F 20	Notre Dame (6/-)	N4	W	101-88
F 23	Maryland (5/-)	A	L	82-85
F 27	North Carolina (5/-)	A	L	66-71
M 4	South Carolina (8/-)	N5	W	62-60
M 5	Wake Forest (8/-)	N5	W	101-81
M 6	N.C. State (8/-)	N5	L	85-91

*N1 - Greensboro, N.C.
N2 - Baltimore, Md.
N3 - Greensboro, N.C.
N4 - Chicago, Ill.
N5 - ACC Tournament, Raleigh, N.C.*

1965-66
Record: 26-4 **ACC:** 12-2 (1st)
Head Coach: Vic Bubas
 ► ACC Champions
 ► NCAA Final Four

D 1	Virginia Tech (3/)	N1	W	112-79
D 4	Clemson (3/)	H	W	83-68
D 6	South Carolina (3/)	A	L	71-73
D 10	UCLA (6/1)	H	W	82-66
D 11	UCLA (6/1)	N2	W	94-75
D 14	Furman (1/)	H	W	102-67
D 18	Virginia (1/)	A	W	75-72
D 21	Michigan (1/3) •	N3	W	100-93
D 31	Notre Dame (1/)	N1	W	95-73
J 1	Wake Forest (1/)	N1	W	92-76
J 3	Penn State (1/)	H	W	83-58
J 8	North Carolina (1/)	A	W	88-77
J 11	Clemson (1/)	A	W	87-85
J 13	Maryland (1/)	H	W	76-61
J 15	Wake Forest (1/)	H	W	101-81
J 29	N.C. State (1/)	H	W	84-77
F 7	West Virginia (1/)	A	L	90-94
F 10	N.C. State (2/)	A	W	78-74
F 12	Virginia (2/)	H	W	81-55
F 14	South Carolina (2/)	H	W	41-38
F 19	Maryland (2/)	A	W	74-69
F 22	Wake Forest (2/)	A	L	98-99
F 6	North Carolina (2/)	H	W	77-63
M 3	Wake Forest (3/)	N4	W	103-73
M 4	North Carolina (3/)	N4	W	21-20
M 5	N.C. State (3/)	N4	W	71-66
M 11	St. Joseph's (2/5)	N5	W	76-74
M 12	Syracuse (2/)	N5	W	91-81
M 18	Kentucky (2/1)	N6	L	79-83
M 19	Utah (2/)	N6	W	79-77

*N1 - Greensboro, N.C.
 N2 - Charlotte, N.C.
 N3 - Detroit, Mich.
 N4 - ACC Tournament, Raleigh, N.C.
 N5 - NCAA Tournament, Raleigh, N.C.
 N6 - NCAA Final Four, College Park, Md.*

1966-67
Record: 18-9 **ACC:** 9-3 (2nd)
Head Coach: Vic Bubas

D 2	Virginia Tech (4/)	N1	L	71-85
D 3	Michigan (4/)	H	W	96-75
D 9	UCLA (7/1)	A	L	54-88
D 10	UCLA (7/1)	A	L	87-107
D 13	Vanderbilt	H	W	97-89
D 16	Virginia	H	W	98-82
D 29	Ohio State	N2	L	82-83
D 30	Wake Forest	N2	W	78-73
J 3	Penn State	H	W	89-84
J 7	North Carolina (:/3)	H	L	56-59
J 10	Clemson	H	W	85-61
J 14	Maryland •	A	W	72-69
J 28	N.C. State	H	W	99-60
F 1	Virginia	A	W	100-77
F 4	West Virginia	N2	W	91-75
F 8	N.C. State	A	W	69-65
F 11	Louisiana-Lafayette	H	W	94-83
F 14	Clemson	A	L	68-73
F 18	Maryland	H	W	81-58
F 21	Wake Forest	H	W	97-84
F 25	Notre Dame	N1	W	77-65
F 28	Wake Forest	A	W	113-71
M 4	North Carolina (:/3)	A	L	79-92
M 9	Virginia	N3	W	99-78
M 10	South Carolina	N3	W	69-66
M 11	North Carolina (:/4)	N3	L	73-83
M 13	Southern Illinois	N4	L	63-72

*N1 - Charlotte, N.C.
 N2 - Greensboro, N.C.
 N3 - ACC Tournament, Greensboro, N.C.
 N4 - NIT Tournament, New York, N.Y.*

1967-68
Record: 22-6 **ACC:** 11-3 (2nd)
Head Coach: Vic Bubas

D 1	Virginia Tech	N1	W	74-66
D 6	Michigan	A	W	93-72
D 9	Alabama	A	W	86-80
D 13	Virginia	H	W	103-61
D 16	Vanderbilt (:/3)	A	L	75-76
D 19	Princeton	H	W	85-79
D 30	Wake Forest	N1	W	103-76
J 3	Davidson	H	W	89-84
J 6	North Carolina (:/3)	A	L	72-75
J 9	Clemson	H	W	101-79
J 13	Maryland	A	W	84-52
J 27	N.C. State	H	W	82-76
J 30	South Carolina (9/)	A	L	80-83
F 1	Virginia (9/)	A	W	90-78
F 6	Maryland	H	W	85-64
F 8	Southern Illinois	N2	W	78-54
F 10	Notre Dame	N3	W	73-67
F 14	Wake Forest (10/)	H	W	105-65
F 17	Temple (10/)	H	W	92-57
F 20	Clemson (8/)	A	W	82-70
F 22	Wake Forest (8/)	A	W	50-41
F 24	South Carolina (8/)	H	L	50-56
F 28	N.C. State (10/)	A	W	71-61
M 2	North Carolina (10/3) •••	H	W	87-86
M 7	Clemson (6/)	N4	W	43-40
M 8	N.C. State (6/)	N4	L	10-12
M 14	Oklahoma City (10/)	N5	W	97-81
M 18	St. Peter's (10/)	N5	L	71-100

*N1 - Greensboro, N.C.
 N2 - New York, N.Y.
 N3 - Chicago, Ill.
 N4 - ACC Tournament, Charlotte, N.C.
 N5 - NIT Tournament, New York, N.Y.*

1968-69
Record: 15-13 **ACC:** 8-6 (T3rd)
Head Coach: Vic Bubas

N 30	Virginia Tech (17/)	N1	W	87-76
D 2	Alabama (17/)	H	W	86-48
D 7	Princeton (16/)	N2	W	81-62
D 9	Michigan (16/)	H	L	80-90
D 11	Virginia (9/)	A	L	75-81
D 14	East Tennessee State (9/)	H	L	63-71
D 20	Wake Forest	N1	L	78-106
D 28	Clemson	H	W	96-70
D 30	Western Kentucky	N3	W	73-72
D 31	Iowa	N3	W	85-82
J 4	North Carolina (:/4)	A	L	70-94
J 8	Wake Forest	A	W	85-81
J 11	Maryland	H	W	96-85
J 25	N.C. State	H	L	74-77
J 28	Temple	A	L	69-73
F 1	South Carolina (:/19)	A	L	57-64
F 5	Clemson	A	W	85-76
F 8	South Carolina	H	L	72-82
F 10	Maryland	A	W	93-83
F 12	Wake Forest	H	W	122-93
F 15	West Virginia	A	L	88-90
F 17	Virginia	H	W	100-81
F 19	Davidson (:/5) •	A	L	80-88
F 26	N.C. State	A	L	73-88
M 1	North Carolina (:/2)	H	W	87-81
M 6	Virginia	N4	W	99-86
M 7	South Carolina (:/13)	N4	W	68-59
M 8	North Carolina (:/4)	N4	L	74-85

*N1 - Greensboro, N.C.
 N2 - New York, N.Y.
 N3 - Sugar Bowl Tournament, New Orleans, La.
 N4 - ACC Tournament, Charlotte, N.C.*

1969-70
Record: 17-9 **ACC:** 8-6 (4th)
Head Coach: Bucky Waters

D 1	Virginia Tech ••	N1	W	66-63
D 6	Virginia	H	W	57-45
D 10	Michigan	A	W	73-68
D 13	William & Mary	H	W	84-77
D 15	East Carolina	H	W	80-65

D 19	Dayton	N2	W	72-67
D 20	Kentucky (:/1)	N2	L	76-98
D 23	Wake Forest	N1	W	98-90
J 3	Penn State	H	W	93-43
J 7	Wake Forest (19/)	H	W	78-72
J 10	North Carolina (19/4)	A	L	78-86
J 24	N.C. State (16/10)	H	L	76-77
J 28	Maryland	A	L	50-52
J 31	South Carolina (:/4)	H	L	55-67
F 4	Clemson	A	W	92-88
F 7	West Virginia	N1	W	82-70
F 9	Clemson	H	W	91-75
F 11	Wake Forest	A	W	67-65
F 14	South Carolina (:/2)	A	L	65-82
F 18	Davidson (:/9) •	A	W	79-76
F 21	Maryland	H	W	87-76
F 23	Virginia	A	L	57-61
F 25	N.C. State (:/14)	A	W	71-69
F 28	North Carolina (:/19)	H	W	91-83
M 5	Wake Forest	N3	L	73-81
M 14	Utah	N4	L	75-78

*N1 - Greensboro, N.C.
 N2 - Kentucky Invitational, Lexington, Ky.
 N3 - ACC Tournament, Charlotte, N.C.
 N4 - NIT Tournament, New York, N.Y.*

1970-71
Record: 20-10 **ACC:** 9-5 (3rd)
Head Coach: Bucky Waters

D 1	Princeton (13/)	N1	W	79-75
D 5	Virginia (13/)	A	L	70-75
D 7	Michigan (13/)	H	W	95-74
D 12	South Carolina (:/2)	A	L	78-98
D 15	Virginia Tech	H	W	104-75
D 18	Wake Forest	N2	L	77-83
D 19	North Carolina (:/20)	N2	L	81-83
D 22	Dayton	A	W	70-64
D 26	Santa Clara	H	W	86-80
D 29	Northwestern	N3	W	93-87
D 30	Penn State	N3	W	67-56
J 6	Wake Forest	A	W	68-67
J 9	North Carolina (:/20)	A	L	74-79
J 13	N.C. State	H	L	89-93
J 16	Clemson	A	W	82-56
J 1	South Carolina (:/10)	H	W	82-71
F 6	Maryland	H	L	79-88
F 10	Wake Forest	H	W	83-78
F 13	Maryland	A	W	70-67
F 16	Davidson	N1	W	64-55
F 20	Virginia	H	W	101-69
F 24	N.C. State	A	W	82-78
F 27	Seton Hall	A	W	89-61
M 2	Clemson	H	W	70-60
M 6	North Carolina (:/12)	H	W	92-83
M 11	N.C. State (19/)	N4	L	61-68
M 20	Dayton	N5	W	68-60
M 22	Tennessee (:/17)	N5	W	78-64
M 25	North Carolina (:/13)	N5	L	67-73
M 27	St. Bonaventure •	N5	L	88-92

*N1 - Greensboro, N.C.
 N2 - Big Four Tournament, Greensboro, N.C.
 N3 - Holiday Classic, Greensboro, N.C.
 N4 - ACC Tournament, Greensboro, N.C.
 N5 - NIT Tournament, New York, N.Y.*

1971-72
Record: 14-12 **ACC:** 6-6 (T4th)
Head Coach: Bucky Waters

D 1	Richmond	H	W	54-42
D 4	Virginia	H	L	77-86
D 7	Pennsylvania (:/10) •	H	L	49-50
D 11	East Carolina	H	W	71-62
D 17	N.C. State	N1	L	62-67
D 18	Wake Forest	N1	W	70-58
D 23	Dayton	H	W	68-66
D 27	St. Peter's	N2	L	74-77
D 28	Syracuse	N2	L	72-74
J 5	Virginia Tech	N3	W	83-73
J 12	N.C. State	A	L	58-85
J 15	Clemson	H	W	71-69
J 19	Canisius	H	W	86-58

J 22	North Carolina (:/3)	H	W	76-74
J 26	Wake Forest	H	W	77-66
F 5	Maryland	A	L	58-77
F 9	Wake Forest	A	L	57-62
F 12	William & Mary	H	W	87-69
F 16	Davidson	A	L	72-74
F 19	Virginia (:/6)	A	W	86-76
F 23	N.C. State •	H	W	74-73
F 26	Maryland (:/12)	H	W	68-59
M 1	Clemson	A	L	40-59
M 4	North Carolina (:/3)	A	L	69-93
M 9	N.C. State	N4	W	73-60
M 10	North Carolina (:/3)	N4	L	48-63

*N1 - Big Four Tournament, Greensboro, N.C.
 N2 - ECAC Holiday Festival, New York, N.Y.
 N3 - Charlotte, N.C.
 N4 - ACC Tournament, Greensboro, N.C.*

1972-73
Record: 12-14 **ACC:** 4-8 (T4th)
Head Coach: Bucky Waters

D 2	William & Mary	H	W	98-74
D 8	Santa Clara	N1	W	69-65
D 9	San Francisco	N1	L	68-72
D 12	East Carolina	H	W	108-74
D 15	North Carolina (:/11)	N2	L	86-91
D 16	Wake Forest	N2	W	80-67
D 27	UNLV	N3	L	83-89
D 28	Purdue	N3	L	77-82
D 30	Harvard	H	W	102-76
J 3	Virginia •	A	L	74-80
J 6	Wake Forest	A	L	80-83
J 10	N.C. State	A	L	87-94
J 13	Clemson	H	W	75-73
J 17	Davidson	A	W	78-75
J 20	North Carolina (:/4)	A	L	71-82
J 24	Richmond	A	W	70-66
J 27	Georgia Tech	A	L	86-88
F 3	Maryland (:/3)	H	W	85-81
F 7	Wake Forest	H	W	84-71
F 13	Virginia	H	W	90-66
F 17	Notre Dame	H	W	86-74
F 21	N.C. State	H	L	50-74
F 24	Maryland (:/8)	A	L	68-96
F 28	Clemson	A	L	50-75
M 3	North Carolina (:/7)	H	L	70-72
M 8	Virginia	N4	L	55-59

*N1 - Cable Car Classic, San Francisco, Calif.
 N2 - Big Four Tournament, Greensboro, N.C.
 N3 - Las Vegas Classic, Las Vegas, Nev.
 N4 - ACC Tournament, Greensboro, N.C.*

1973-74
Record: 10-16 **ACC:** 2-10 (7th)
Head Coach: Neill McGeachy

D 1	East Carolina	H	W	82-69
D 3	William & Mary	A	W	93-79
D 8	Virginia	A	L	82-104
D 10	Appalachian State	H	W	83-53
D 26	Western Kentucky	N1	W	75-69
D 27	Florida	N1	L	60-77
D 29	Yale	H	W	105-80
J 4	Wake Forest	N2	L	61-64
J 5	North Carolina (:/4)	N2	L	75-84
J 12	Pittsburgh	A	L	46-62
J 16	Clemson	H	W	63-50
J 19	North Carolina (:/5)	H	L	71-73
J 23	Wake Forest	H	L	71-90
J 26	Princeton	A	W	73-65
J 30	Davidson	H	W	89-72
F 2	Maryland (:/6)	A	L	83-104
F 4	N.C. State	H	L	78-92
F 6	Wake Forest	A	L	67-74
F 9	Notre Dame (:/3)	A	L	68-87
F 13	Virginia	H	W	88-78
F 16	Georgia Tech	H	W	70-60
F 20	N.C. State	A	L	87-113
F 23	Maryland (:/5)	H	L	61-64
F 27	Clemson	A	L	68-74
M 2	North Carolina (:/4) •	A	L	92-96
M 7	Maryland (:/4)	N3	L	66-85

*N1 - Gator Bowl Classic, Jacksonville, Fla.
 N2 - Big Four Tournament, Greensboro, N.C.
 N3 - ACC Tournament, Greensboro, N.C.*

1974-75
Record: 13-13 **ACC:** 2-10 (T6th)
Head Coach: Bill Foster

N 30	Cornell	H	W	100-62
D 4	East Carolina	H	W	79-73
D 20	Louisiana State	N1	L	95-105
D 21	Princeton	N1	W	66-57
D 27	Pittsburgh	N2	W	89-75
D 28	Kent State	N2	W	83-65
J 3	North Carolina (-/8)	N3	W	99-96
J 4	Wake Forest (-/19)	N3	L	71-75
J 8	Maryland (-/5)	A	L	77-83
J 11	South Florida	H	W	95-86
J 15	Clemson	H	W	75-72
J 18	Virginia	A	L	56-60
J 22	Wake Forest	A	L	109-122
J 25	Princeton	H	W	90-73
J 27	N.C. State (-/5)	H	L	71-95
J 29	Davidson	A	W	113-76
F 1	Virginia •	H	L	85-92
F 5	Wake Forest	H	W	75-68
F 8	Maryland (-/4)	H	L	80-104
F 10	Duquesne	H	W	80-73
F 12	North Carolina (-/11)	A	L	70-78
F 15	Clemson (-/18)	A	L	66-100
F 19	N.C. State (-/4)	A	L	78-92
F 22	Georgia Tech	H	W	107-86
M 1	North Carolina (-/14)	H	L	70-74
M 6	Clemson	N4	L	76-78

N1 - Carolina Classic, Columbia, S.C.
 N2 - Holiday Doubleheader, Raleigh, N.C.
 N3 - Big Four Tournament, Greensboro, N.C.
 N4 - ACC Tournament, Greensboro, N.C.

1975-76
Record: 13-14 **ACC:** 3-9 (7th)
Head Coach: Bill Foster

N 29	Johns Hopkins	H	W	103-72
D 3	Tennessee (-/8)	H	L	80-86
D 6	Virginia	H	W	81-79
D 10	East Carolina	H	W	93-74
D 26	Auburn	N1	W	85-74
D 27	Western Kentucky	N1	W	111-90
D 30	Vermont	H	W	94-77
J 2	N.C. State (-/9)	N2	L	95-104
J 3	North Carolina (-/3)	N2	L	74-77
J 7	Tulane	A	L	82-92
J 9	Georgia Tech	A	W	91-71
J 14	Clemson •	A	L	96-102
J 17	North Carolina (-/7)	H	L	87-89
J 19	Virginia Tech	N3	W	79-72
J 21	Wake Forest •	H	W	97-93
J 24	N.C. State (-/11)	A	L	101-106
J 27	Davidson	H	W	94-79
J 31	West Virginia	H	W	86-77
F 4	Wake Forest	A	L	87-89
F 7	Maryland (-/5)	A	L	91-102
F 11	Virginia	A	L	90-94
F 14	St. Joseph's	A	W	85-73
F 18	N.C. State (-/12)	H	L	95-96
F 21	Maryland (-/7)	H	W	69-67
F 25	Clemson	H	L	89-90
F 28	North Carolina (-/4)	A	L	71-91
M 4	Maryland (-/9) •	N4	L	78-80

N1 - Holiday Doubleheader, Raleigh, N.C.
 N2 - Big Four Tournament, Greensboro, N.C.
 N3 - Greensboro, N.C.
 N4 - ACC Tournament, Landover, Md.

1976-77
Record: 14-13 **ACC:** 2-10 (T6th)
Head Coach: Bill Foster

N 26	Wake Forest	N1	L	80-81
N 27	N.C. State (-/15)	N1	W	84-82
N 30	Johns Hopkins	H	W	85-66
D 4	Washington	H	W	83-81
D 7	Tennessee (-/15)	A	W	81-78
D 11	Richmond	H	W	65-63
D 14	Connecticut •	N2	W	64-62
D 29	East Carolina	N3	W	88-65
D 30	Rice	N3	W	87-77
J 5	Davidson	A	W	102-51
J 10	Lafayette	H	W	93-77
J 12	Clemson (-/17) •	H	L	73-80
J 15	North Carolina (-/5)	A	L	68-77
J 17	Virginia •	A	W	82-74

J 19	Wake Forest (-/9)	A	L	73-85
J 22	N.C. State	H	L	78-79
J 29	West Virginia	A	L	65-70
J 31	Duquesne	A	W	76-49
F 2	Wake Forest (-/5)	H	L	80-89
F 5	Maryland •	H	L	64-65
F 9	Virginia	H	W	65-49
F 12	St. Joseph's	H	W	72-62
F 16	N.C. State (-/19)	A	L	74-92
F 19	Maryland	A	L	72-85
F 23	Clemson (-/19)	A	L	63-67
F 26	North Carolina (-/9)	H	L	71-84
M 3	Clemson (-/18)	N4	L	74-82

N1 - Big Four Tournament, Greensboro, N.C.
 N2 - New York, N.Y.
 N3 - Holiday Doubleheader, Raleigh, N.C.
 N4 - ACC Tournament, Greensboro, N.C.

1977-78
Record: 27-7 **ACC:** 8-4 (2nd)
Head Coach: Bill Foster

- ▶ ACC Champions
- ▶ NCAA Final Four

N 26	Johns Hopkins	H	W	95-49
N 29	Washington College	H	W	110-66
D 2	North Carolina (-/2)	N1	L	66-79
D 3	Wake Forest (-/18)	N1	W	97-84
D 8	Southern Methodist	A	W	91-67
D 10	Southern Cal •	A	L	81-87
D 13	Chicago	H	W	99-61
D 28	Duquesne	N2	W	74-65
D 29	St. Joseph's	N2	W	74-61
J 2	Virginia Tech	A	W	86-79
J 4	Maryland	A	W	88-78
J 7	N.C. State	A	L	50-74
J 9	Lehigh	H	W	105-63
J 11	Clemson	A	W	107-85
J 14	North Carolina (-/2)	H	W	92-84
J 18	Wake Forest (17/-)	H	W	81-72
J 21	La Salle (17/-)	A	W	91-81
J 25	Virginia (11/18)	A	L	73-74
J 28	East Carolina (11/-)	H	W	105-82
F 2	Wake Forest (17/-)	A	L	60-79
F 8	Virginia (-/13)	H	W	100-75
F 11	Davidson	H	W	104-88
F 15	N.C. State (20/-)	H	W	76-64
F 18	Maryland (20/-)	H	W	81-70
F 22	Clemson (13/-)	H	W	78-62
F 25	North Carolina (13/8)	A	L	83-87
M 1	Clemson (15/-)	N3	W	83-72
M 2	Maryland (15/-)	N3	W	81-69
M 4	Wake Forest (15/-)	N3	W	85-77
M 12	Rhode Island (8/-)	N4	W	63-62
M 17	Pennsylvania (7/20)	N5	W	84-80
M 19	Villanova (7/-)	N5	W	90-72
M 25	Notre Dame (7/6)	N6	W	90-86
M 27	Kentucky (7/1)	N6	L	88-94

N1 - Big Four Tournament, Greensboro, N.C.
 N2 - Raleigh, N.C.
 N3 - ACC Tournament, Greensboro, N.C.
 N4 - NCAA Tournament, Charlotte, N.C.
 N5 - NCAA Tournament, Providence, R.I.
 N6 - NCAA Final Four, St. Louis, Mo.

1978-79
Record: 22-8 **ACC:** 9-3 (T1st)
Head Coach: Bill Foster

N 25	Western Kentucky (1/-)	A	W	78-53
N 27	Southern Methodist (1/-)	H	W	86-80
D 1	N.C. State (1/6)	N1	W	65-63
D 2	North Carolina (1/14)	N1	W	78-68
D 5	La Salle (1/-)	H	W	66-42
D 13	Southern Cal (1/12)	H	W	79-65
D 29	Ohio State (1/-) •	N2	L	84-90
D 30	St. John's (1/-)	N2	L	66-69
J 2	Davidson (1/-)	A	W	77-59
J 5	Long Beach State (5/15)	N3	W	79-78
J 6	Tulane (5/-)	N3	W	74-64
J 10	Clemson (7/-)	H	W	73-54
J 13	North Carolina (7/3)	A	L	68-74
J 18	Wake Forest (8/-)	H	W	81-69
J 21	N.C. State (8/14)	A	W	75-69
J 24	Virginia (7/-)	A	W	84-66
J 28	Marquette (7/13)	H	W	69-64
J 31	Wake Forest (3/-)	A	W	75-60
F 3	Maryland (3/17)	H	W	87-78
F 6	Virginia (3/-)	H	W	64-63

F 10	Pittsburgh (3/-)	H	L	69-71
F 14	N.C. State (5/-)	H	W	66-48
F 16	Maryland (5/-)	A	L	68-70
F 18	Louisville (5/9)	N4	W	88-72
F 21	Clemson (6/-)	A	L	49-70
F 24	North Carolina (6/4)	H	W	47-40
M 1	Wake Forest (5/-)	N5	W	58-56
M 2	N.C. State (5/-)	N5	W	62-59
M 3	North Carolina (5/7)	N5	L	63-71
M 11	St. John's (6/-)	N6	L	78-80

N1 - Big Four Tournament, Greensboro, N.C.
 N2 - ECAC Holiday Tournament, New York, N.Y.
 N3 - Holiday Doubleheader, Raleigh, N.C.
 N4 - Charlotte, N.C.
 N5 - ACC Tournament, Greensboro, N.C.
 N6 - NCAA Tournament, Raleigh, N.C.

1979-80
Record: 24-9 **ACC:** 7-7 (T5th)
Head Coach: Bill Foster

- ▶ ACC Champions
- ▶ NCAA Elite Eight

N 17	Kentucky (3/2) •	N1	W	82-76
N 30	Wake Forest (3/-)	N2	W	72-70
D 1	North Carolina (3/6)	N2	W	86-74
D 5	Princeton (2/-)	H	W	81-45
D 8	East Carolina (2/-)	H	W	92-73
D 11	Pennsylvania (2/-)	A	W	70-57
D 21	Boston College (1/-) •	N3	W	70-64
D 22	Providence (1/-)	N3	W	82-78
D 28	Vermont (1/-)	*H	W	92-67
D 29	Cincinnati (1/-) •	*H	W	87-75
J 5	Colgate (1/-)	H	W	73-44
J 7	Georgia Tech (1/-)	H	W	55-42
J 9	Clemson (1/18) •	A	L	82-87
J 12	North Carolina (1/15)	H	L	67-82
J 16	Wake Forest (5/-)	H	W	67-66
J 19	N.C. State (5/16)	H	W	67-56
J 21	Georgia Tech (5/-)	A	W	56-49
J 23	Virginia (3/17)	H	L	84-90
J 26	Pittsburgh (3/-)	A	W	78-69
J 30	Wake Forest (5/-)	A	W	82-61
F 2	Maryland (5/12)	A	L	82-101
F 6	Virginia (10/18)	A	L	69-73
F 10	Marquette (10/-)	N4	L	77-80
F 13	N.C. State (16/-)	A	L	59-76
F 16	Maryland (16/8)	H	W	66-61
F 20	Clemson (17/12) •	H	W	87-82
F 23	North Carolina (17/8)	A	L	71-96
F 28	N.C. State (-/19)	N5	W	68-62
F 29	North Carolina (-/10)	N5	W	75-61
M 1	Maryland (-/7)	N5	W	73-72
M 8	Pennsylvania (14/-)	N6	W	52-42
M 13	Kentucky (14/4)	N7	W	55-54
M 15	Purdue (14/20)	N7	L	60-68

*H - Iron Duke Classic, Durham, N.C.
 N1 - Tip Off Classic, Springfield, Mass.
 N2 - Big Four Tournament, Greensboro, N.C.
 N3 - Industrial National Classic, Providence, R.I.
 N4 - Madison, Wis.
 N5 - ACC Tournament, Greensboro, N.C.
 N6 - NCAA Tournament, West Lafayette, Ind.
 N7 - NCAA Tournament, Lexington, Ky.

1980-81
Record: 17-13 **ACC:** 6-8 (T5th)
Head Coach: Mike Krzyzewski

N 29	Stetson	H	W	67-49
D 2	South Florida	A	W	83-72
D 5	North Carolina (-/10)	N1	L	76-78
D 6	N.C. State	N1	L	60-74
D 9	Vanderbilt •	A	W	72-69
D 12	Virginia (-/6)	H	L	79-91
D 19	Brown	*H	W	91-60
D 20	Detroit	*H	W	111-71
D 22	Pennsylvania	H	W	88-82
D 28	New Orleans	N2	W	77-63
D 29	Tennessee	N2	L	69-90
J 10	Maryland (-/8)	A	L	79-94
J 14	Wake Forest (-/5)	H	L	73-76
J 17	North Carolina (-/17)	A	L	65-80
J 19	George Mason	H	W	60-51
J 21	N.C. State	A	W	56-47
J 24	Clemson (-/19)	H	W	75-57
J 27	Rutgers	A	W	53-51
J 31	Virginia (-/1)	A	L	47-68
F 4	Georgia Tech	A	W	82-68

F 7	Maryland (-/13)	H	W	55-54
F 14	Wake Forest (-/7)	A	L	52-58
F 19	N.C. State	H	L	51-52
F 21	Georgia Tech	H	W	83-56
F 25	Clemson •	A	L	52-54
F 28	North Carolina (-/11) •	H	W	66-65
M 5	Maryland (-/20)	N3	L	53-56
M 12	N.C. A&T	**H	W	79-69
M 16	Alabama	**H	W	75-70
M 20	Purdue	N4	L	69-81

*H - Iron Duke Classic, Durham, N.C.
 **H - NIT Tournament, Durham, N.C.
 N1 - Big Four Tournament, Greensboro, N.C.
 N2 - Sugar Bowl Tournament, New Orleans, La.
 N3 - ACC Tournament, Landover, Md.
 N4 - NIT Tournament, West Lafayette, Ind.

1981-82
Record: 10-17 **ACC:** 4-10 (T6th)
Head Coach: Mike Krzyzewski

N 28	Vanderbilt ••	H	L	75-76
D 2	La Salle	H	W	61-55
D 5	Appalachian State	H	L	70-75
D 9	Virginia (-/5)	A	L	83-92
D 12	Princeton	A	L	55-72
D 22	East Carolina	H	W	70-57
D 29	Davidson	*H	L	73-75
D 30	Auburn	*H	W	72-71
J 2	Louisville (-/14)	A	L	61-99
J 6	Rutgers	H	W	80-61
J 9	Maryland	H	L	36-40
J 13	Wake Forest	A	L	48-58
J 16	North Carolina (-/1)	H	L	63-73
J 20	N.C. State (-/14)	H	W	49-48
J 23	Clemson •••	A	W	50-44
J 27	Holy Cross	N1	W	66-60
J 30	Virginia (-/3)	H	L	65-77
F 3	Georgia Tech	H	W	47-46
F 6	Maryland	A	L	60-77
F 8	UNC Wilmington •	H	W	67-57
F 10	Stetson	A	L	81-88
F 13	Wake Forest (-/16)	H	L	71-86
F 16	N.C. State	A	L	56-72
F 20	Georgia Tech	A	L	78-87
F 24	Clemson •••	H	W	73-72
F 27	North Carolina (-/2)	A	L	66-84
M 5	Wake Forest (-/16)	N2	L	53-88

*H - Iron Duke Classic, Durham, N.C.
 N1 - East Rutherford, N.J.
 N2 - ACC Tournament, Greensboro, N.C.

1982-83
Record: 11-17 **ACC:** 3-11 (7th)
Head Coach: Mike Krzyzewski

N 27	East Carolina	H	W	70-65
N 29	Appalachian State	H	W	73-57
D 2	Colorado	A	L	70-79
D 4	California	A	L	71-76
D 8	Virginia (-/1)	H	L	91-104
D 11	Vanderbilt	A	L	65-74
D 14	Davidson	H	W	63-60
D 29	New Hampshire	H	W	84-48
J 3	George Mason	H	W	90-79
J 5	Wagner	H	L	77-84
J 8	La Salle	A	W	61-60

1983-84
Record: 24-10 **ACC:** 7-7 (T3rd)
Head Coach: Mike Krzyzewski

N 26	Vanderbilt	H	W	78-74
N 30	William & Mary	A	W	70-68
D 3	Davidson	A	W	90-63
D 5	South Florida	H	W	95-66
D 7	Ohio Univ.	H	W	82-63
D 10	East Carolina	H	W	80-64
D 12	Massachusetts	H	W	88-56
D 21	Colorado	H	W	79-72
D 28	Southern Methodist	N1	L	76-78
D 29	Pacific	N1	W	68-66
D 30	Navy	N1	W	90-79
J 4	Loyola, Md.	H	W	92-68
J 7	Virginia (1/20)	A	W	78-72
J 9	Bucknell	H	W	84-67
J 11	Appalachian State	H	W	73-60
J 14	Maryland (1/5)	H	L	75-81
J 18	Wake Forest (1/12)	A	L	66-97
J 21	North Carolina (1/1)	H	L	73-78
J 26	N.C. State	H	L	76-79
J 28	Clemson	A	W	67-65
J 30	Georgia Tech	A	W	69-68
F 4	Virginia	H	W	67-64
F 8	Harvard	A	W	89-86
F 11	Maryland (1/13)	A	W	89-84
F 15	Stetson (19/1)	A	W	80-69
F 18	Wake Forest (19/13)	H	W	79-77
F 23	N.C. State (14/1)	A	W	73-70
F 25	Georgia Tech (14/1)	H	L	56-58
F 29	Clemson (15/1)	H	L	76-77
M 3	North Carolina (15/1)	A	L	83-96
M 9	Georgia Tech (16/1)	N2	W	67-63
M 10	North Carolina (16/1)	N2	W	77-75
M 11	Maryland (16/14)	N2	L	62-74
M 18	Washington (14/15)	N3	L	78-80

*N1 - Rainbow Classic, Honolulu, Hawaii.
 N2 - ACC Tournament, Greensboro, N.C.
 N3 - NCAA Tournament, Pullman, Wash.*

1984-85
Record: 23-8 **ACC:** 8-6 (T4th)
Head Coach: Mike Krzyzewski

N 26	St. Louis (6/1)	A	W	97-64
N 28	William & Mary (4/1)	H	W	92-60
D 1	St. Joseph's (4/1)	H	W	59-46
D 5	Appalachian State (4/1)	H	W	98-64
D 8	Virginia (4/1)	H	W	78-65
D 17	Davidson (3/1)	H	W	82-65
D 19	Northwestern (2/1)	A	W	76-55
D 28	Alabama-Birmingham (2/1)	N1	W	76-62
D 29	Southern Cal (2/1)	N1	W	75-73
J 5	Virginia (2/1)	A	W	63-58
J 9	East Carolina (2/1)	H	W	87-63
J 12	Washington (2/1)	H	W	71-59
J 14	Maryland (2/1)	A	L	76-78
J 17	Wake Forest (2/1)	H	L	89-91
J 19	North Carolina (2/6)	A	W	93-77
J 23	N.C. State (5/1)	A	L	71-89
J 26	Clemson (5/1)	A	W	100-83
J 30	Wake Forest (6/1)	A	W	76-70
F 4	Harvard (6/1)	H	W	82-53
F 6	Georgia Tech (5/10)	A	L	71-81
F 9	Maryland (5/1)	H	W	70-62
F 13	Stetson (7/1)	H	W	94-51
F 16	Notre Dame (7/1)	N2	W	81-69
F 20	N.C. State (6/1)	H	L	66-70
F 23	Georgia Tech (6/8)	H	W	67-62
F 27	Clemson (5/1)	H	W	90-73
M 2	North Carolina (5/8)	H	L	68-78
M 8	Maryland (7/1)	N3	W	86-73
M 9	Georgia Tech (7/9)	N3	L	64-75
M 15	Pepperdine (10/1)	N4	W	75-62
M 17	Boston College (10/1)	N4	L	73-74

*N1 - Trojan-Bud Light Classic, Los Angeles, Calif.
 N2 - East Rutherford, N.J.
 N3 - ACC Tournament, Atlanta, Ga.
 N4 - NCAA Tournament, Houston, Texas.*

1985-86
Record: 37-3 **ACC:** 12-2 (1st)
Head Coach: Mike Krzyzewski

► ACC Champions
 ► NCAA Final Four

N 21	Lamar (6/1)	N1	W	66-62
N 24	Ala.-Birmingham (6/16)	N1	W	66-54
N 26	William & Mary (6/1)	A	W	84-61
N 29	St. John's (6/18)	N2	W	71-70
D 1	Kansas (6/5)	N2	W	92-86
D 2	East Carolina (6/1)	H	W	98-66
D 4	Vanderbilt (3/1)	A	W	84-74
D 7	Virginia (3/1)	H	W	72-64
D 18	Davidson (3/1)	A	W	69-52
D 28	Appalachian State (3/1)	H	W	88-46
D 30	Northwestern (3/1)	H	W	78-55
J 4	Maryland (3/1)	A	W	81-75
J 8	St. Louis (3/1)	H	W	84-58
J 11	N.C. State (3/1)	H	W	74-64
J 13	St. Joseph's (3/1)	A	W	87-66
J 16	Wake Forest (3/1)	H	W	92-63
J 18	North Carolina (3/1)	A	L	92-95
J 21	Georgia Tech (2/4)	A	L	80-87
J 25	Maryland (2/1)	H	W	80-68
J 27	Harvard (2/1)	H	W	89-52
J 29	Clemson (5/1)	H	W	89-78
F 1	Wake Forest (5/1)	A	W	68-58
F 6	Virginia (4/1)	A	W	77-65
F 9	Georgia Tech (4/2)	H	W	75-59
F 11	Stetson (2/1)	A	W	85-66
F 15	N.C. State (2/17)	A	W	72-70
F 16	Notre Dame (2/14)	H	W	75-74
F 19	Miami (2/1)	H	W	104-82
F 22	Oklahoma (2/10)	H	W	93-84
F 26	Clemson (1/1)	A	W	77-69
M 2	North Carolina (1/3)	H	W	82-74
M 7	Wake Forest (1/1)	N3	W	68-60
M 8	Virginia (1/1)	N3	W	75-70
M 9	Georgia Tech (1/6)	N3	W	68-67
M 13	Miss Valley State (1/1)	N4	W	85-78
M 15	Old Dominion (1/1)	N4	W	89-61
M 21	DePaul (1/1)	N5	W	74-67
M 23	Navy (1/17)	N5	W	71-50
M 29	Kansas (1/2)	N6	W	71-67
M 31	Louisville (1/7)	N6	L	69-72

*N1 - Big Apple NIT, Houston, Texas.
 N2 - Big Apple NIT, New York, N.Y.
 N3 - ACC Tournament, Greensboro, N.C.
 N4 - NCAA Tournament, Greensboro, N.C.
 N5 - NCAA Tournament, East Rutherford, N.J.
 N6 - NCAA Final Four, Dallas, Texas.*

1986-87
Record: 24-9 **ACC:** 9-5 (3rd)
Head Coach: Mike Krzyzewski

► NCAA Sweet 16

N 28	BYU-Hawaii	N1	W	85-68
N 29	Illinois (1/14)	N1	L	62-69
D 3	East Carolina	H	W	103-65
D 6	Vanderbilt	H	W	78-66
D 8	Davidson	H	W	95-65
D 13	Alabama (1/18)	N2	W	76-67
D 22	Miami	A	W	74-67
D 29	Appalachian State	H	W	80-50
D 30	Northwestern (20/1)	H	W	106-55
J 3	Virginia (20/1)	A	W	70-63
J 5	William & Mary (20/1)	H	W	82-46
J 7	St. Joseph's (17/1)	H	W	93-83
J 10	North Carolina (17/3)	H	L	77-85
J 14	Maryland (14/1)	A	W	85-61
J 17	Wake Forest (14/1)	H	W	69-49
J 21	N.C. State (12/20)	A	L	74-87
J 24	Clemson (12/10)	A	W	105-103
J 26	Cornell (12/1)	H	W	85-59
J 29	Georgia Tech (13/1)	A	L	66-75
J 31	Wake Forest (13/1)	A	W	62-60
F 2	Stetson (13/1)	H	W	62-59
F 4	Virginia (16/1)	H	W	75-61
F 7	Maryland (16/1)	H	W	76-67
F 10	Harvard (15/1)	A	W	98-86

F 15	Notre Dame (15/1)	A	L	66-70
F 19	N.C. State (17/1)	H	W	66-50
F 21	Georgia Tech (17/1)	H	L	72-79
F 26	North Carolina (17/2)	A	L	71-77
F 28	Clemson (17/13)	H	W	65-59
M 6	N.C. State (14/1)	N3	L	64-71
M 12	Texas A&M (17/1)	N4	W	58-51
M 14	Xavier (17/1)	N4	W	65-60
M 20	Indiana (17/3)	N5	L	82-88

*N1 - BYU-Hawaii Thanksgiving Classic, Laie, Hawaii.
 N2 - East Rutherford, N.J.
 N3 - ACC Tournament, Landover, Md.
 N4 - NCAA Tournament, Indianapolis, Ind.
 N5 - NCAA Tournament, Cincinnati, Ohio*

1987-88
Record: 28-7 **ACC:** 9-5 (3rd)
Head Coach: Mike Krzyzewski

► ACC Champions
 ► NCAA Final Four

N 28	Appalachian State (15/1)	H	W	110-74
N 30	East Carolina (15/1)	H	W	94-45
D 3	Northwestern (13/1)	A	W	79-57
D 9	Davidson (10/1)	A	W	105-71
D 21	Harvard (10/1)	H	W	121-62
D 29	Florida (9/8)	N1	W	93-70
D 30	Arizona (9/1)	A	L	85-91
J 4	William & Mary (9/1)	H	W	101-70
J 6	Miami (9/1)	H	W	107-69
J 9	Virginia (9/1)	A	W	77-59
J 14	St. Louis (7/1)	H	W	69-53
J 16	Maryland (7/1)	H	L	69-72
J 21	North Carolina (9/2)	A	W	70-69
J 23	Wake Forest (9/1)	A	W	103-70
J 25	Stetson (9/1)	A	W	81-78
F 1	Clemson (5/1)	H	W	101-63
F 3	Georgia Tech (4/1)	H	W	78-65
F 6	N.C. State (4/1)	H	L	74-77
F 7	Notre Dame (4/1)	H	W	70-61
F 11	Wake Forest (8/1)	H	W	98-67
F 13	Maryland (8/1)	A	W	90-83
F 17	Virginia (6/1)	H	W	73-54
F 20	Kansas (6/1)	A	W	74-70
F 24	N.C. State (5/18)	A	L	78-89
F 28	Georgia Tech (5/20)	A	L	87-91
M 2	Clemson (9/1)	A	L	77-79
M 6	North Carolina (9/6)	H	W	96-81
M 11	Virginia (8/1)	N2	W	60-48
M 12	N.C. State (8/11)	N2	W	73-71
M 13	North Carolina (8/9)	N2	W	65-61
M 17	Boston U. (5/1)	N3	W	85-69
M 19	Southern Methodist (5/1)	N3	W	94-79
M 24	Rhode Island (5/1)	N4	W	73-72
M 26	Temple (5/1)	N4	W	63-53
A 2	Kansas (5/1)	N5	L	59-66

*N1 - Fiesta Bowl Classic, Tucson, Ariz.
 N2 - ACC Tournament, Greensboro, N.C.
 N3 - NCAA Tournament, Chapel Hill, N.C.
 N4 - NCAA Tournament, East Rutherford, N.J.
 N5 - NCAA Final Four, Kansas City, Mo.*

1988-89
Record: 28-8 **ACC:** 9-5 (T2nd)
Head Coach: Mike Krzyzewski

► NCAA Final Four

N 19	Kentucky (1/1)	N1	W	80-55
N 26	The Citadel (1/1)	H	W	93-52
N 30	East Carolina (1/1)	H	W	95-46
D 3	Northwestern (1/1)	H	W	86-62
D 5	Stetson (1/1)	H	W	90-62
D 10	Miami (1/1)	A	W	117-102
D 21	Wake Forest (1/1)	H	W	94-88
D 29	Cornell (1/1)	H	W	94-59
J 3	Washington (1/1)	A	W	87-61
J 5	Davidson (1/1)	H	W	101-53
J 7	Virginia (1/1)	A	W	84-76
J 11	William & Mary (1/1)	H	W	100-38
J 14	Maryland (1/1)	A	W	82-72
J 18	North Carolina (1/13)	H	L	71-91
J 21	Wake Forest (1/1)	A	L	71-75

J 26	N.C. State (8/15)	A	L	73-88
J 29	Clemson (8/1)	H	W	92-62
F 2	Georgia Tech (12/1)	A	W	76-81
F 5	Notre Dame (12/1)	A	W	102-80
F 8	Virginia (14/1)	H	W	85-66
F 11	Maryland (14/1)	H	W	86-60
F 14	Harvard (11/1)	A	W	98-59
F 18	Kansas (11/1)	H	W	102-77
F 20	Georgia Tech (11/1)	H	W	91-66
F 23	N.C. State (9/17)	H	W	86-65
F 26	Arizona (9/2)	N2	L	75-77
M 1	Clemson (9/1)	A	L	74-79
M 5	North Carolina (9/5)	A	W	88-86
M 10	Wake Forest (7/1)	N3	W	88-64
M 11	Virginia (7/1)	N3	W	69-58
M 12	North Carolina (7/9)	N3	L	74-77
M 16	S.C. State (9/1)	N4	W	90-69
M 18	West Virginia (9/17)	N4	W	70-63
M 24	Minnesota (9/1)	N5	W	87-70
M 26	Georgetown (9/2)	N5	W	85-77
A 1	Seton Hall (9/11)	N6	L	78-95

*N1 - Tipoff Classic, Springfield, Mass.
 N2 - East Rutherford, N.J.
 N3 - ACC Tournament, Atlanta, Ga.
 N4 - NCAA Tournament, Greensboro, N.C.
 N5 - NCAA Tournament, East Rutherford, N.J.
 N6 - NCAA Final Four, Seattle, Wash.*

1989-90
Record: 29-9 **ACC:** 9-5 (2nd)
Head Coach: Mike Krzyzewski

► NCAA Final Four

N 25	Harvard (10/1)	H	W	130-54
N 29	Canisius (7/1)	H	W	102-66
D 2	Northwestern (7/1)	A	W	103-77
D 6	Syracuse (6/1)	N1	L	76-78
D 9	Michigan (6/8)	A	L	108-113
D 21	Davidson (12/1)	A	W	89-44
D 23	Washington (12/1)	H	W	74-64
D 28	Drake (13/1)	N2	W	101-77
D 29	Cincinnati (13/1)	N2	W	95-83
D 30	Hawaii (13/1)	N2	W	87-75
J 3	The Citadel (13/1)	H	W	108-69
J 6	Virginia (13/1)	H	W	76-68
J 11	Georgia Tech (10/9)	A	W	96-91
J 13	Maryland (10/1)	H	W	91-80
J 17	North Carolina (8/1)	A	L	60-79
J 20	Wake Forest (8/1)	A	W	97-69
J 22	William & Mary (8/1)	A	W	109-76
J 24	N.C. State (8/1)	H	W	85-82
J 28	Georgia Tech (8/13)	H	W	88-86
J 31	Clemson (5/1)	H	W	94-80
F 4	Notre Dame (5/1)	H	W	88-76
F 8	Virginia (4/1)	A	L	69-72
F 10	Maryland (4/1)	A	W	114-111
F 12	Stetson (4/1)	A	W	102-67
F 14	East Carolina (6/1)	H	W	84-51
F 18	Wake Forest (6/1)	H	W	71-56
F 21	N.C. State (3/1)	A	L	71-76
F 25	Arizona (3/21)	H	W	78-76
F 28	Clemson (5/20)	A	L	93-97
M 4	North Carolina (5/1)	H	L	75-87
M 9	Maryland (12/1)	N3	W	104-84
M 10	Georgia Tech (12/14)	N3	L	72-83
M 16	Richmond (15/1)	N4	W	81-46
M 18	St. John's (15/1)	N4	W	76-72</

1990-91

Record: 32-7 ACC: 11-3 (1st)

Head Coach: Mike Krzyzewski

► NCAA Champions

N 14	Marquette (6/)	*H	W	87-74
N 16	Boston College (6/)	*H	W	100-76
N 21	Arkansas (6/2)	N2	L	88-98
N 23	Notre Dame (6/)	N2	W	85-77
N 26	East Carolina (6/)	H	W	125-82
D 1	UNC Charlotte (8/)	H	W	111-94
D 5	Georgetown (5/6)	*A	L	74-79
D 8	Michigan (5/)	H	W	75-68
D 19	Harvard (9/)	A	W	103-61
D 22	Oklahoma (9/11)	A	W	90-85
D 29	Lehigh (8/)	H	W	97-67
J 2	Boston U. (8/)	H	W	109-55
J 5	Virginia (8/18)	A	L	64-81
J 9	Georgia Tech (14/24)	H	W	98-57
J 12	Maryland (14/)	A	W	94-78
J 14	Wake Forest (14/)	H	W	89-67
J 16	The Citadel (12/)	A	W	83-50
J 19	North Carolina (12/5)	H	W	74-60
J 23	N.C. State (9/)	A	L	89-95
J 26	Clemson (9/)	A	W	99-70
J 30	Georgia Tech (7/23)	A	W	77-75
F 2	Notre Dame (7/)	A	W	90-77
F 7	Virginia (6/11)	H	W	86-74
F 9	Maryland (6/)	H	W	101-81
F 10	Louisiana State (6/19)	H	W	88-70
F 13	Davidson (5/)	H	W	74-39
F 16	Wake Forest (5/)	A	L	77-86
F 20	N.C. State (7/)	H	W	72-65
F 24	Arizona (7/9) ••	A	L	96-103
F 27	Clemson (8/)	H	W	79-62
M 3	North Carolina (8/4)	A	W	83-77
M 9	N.C. State (6/)	N4	W	93-72
M 10	North Carolina (6/7)	N4	L	74-96
M 14	Louisiana-Monroe (6/)	N5	W	102-73
M 16	Iowa (6/)	N5	W	85-70
M 22	Connecticut (6/)	N6	W	81-67
M 24	St. John's (6/20)	N6	W	78-61
M 30	UNLV (6/1)	N7	W	79-77
A 1	Kansas (6/12)	N7	W	72-65

*H - Dodge NIT, Durham, N.C.

N2 - Dodge NIT, New York, N.Y.

*A - ACC/Big East Challenge, Landover, Md.

N4 - ACC Tournament, Charlotte, N.C.

N5 - NCAA Tournament, Minneapolis, Minn.

N6 - NCAA Tournament, Pontiac, Mich.

N7 - NCAA Final Four, Indianapolis, Ind.

1991-92

Record: 34-2 ACC: 14-2 (1st)

Head Coach: Mike Krzyzewski

► ACC Champions

► NCAA Champions

N 25	East Carolina (1/)	H	W	103-75
N 30	Harvard (1/)	H	W	118-65
D 5	St. John's (1/7)	N1	W	91-81
D 7	Canisius (1/)	A	W	96-60
D 14	Michigan (1/18) •	A	W	88-85
D 30	William & Mary (1/)	H	W	97-61
J 2	Virginia (1/)	A	W	68-62
J 6	Florida State (1/)	H	W	86-70
J 8	Maryland (1/)	A	W	83-66
J 11	Georgia Tech (1/14)	H	W	97-84
J 15	N.C. State (1/)	H	W	110-75
J 18	UNC Charlotte (1/18)	H	W	104-82
J 21	Boston U. (1/)	A	W	95-85
J 25	Wake Forest (1/)	H	W	84-68
J 27	Clemson (1/)	H	W	112-73
J 30	Florida State (1/23)	A	W	75-62
F 1	Notre Dame (1/)	H	W	100-71
F 5	North Carolina (1/9)	A	L	73-75
F 8	Louisiana State (1/22)	A	W	77-67
F 12	Georgia Tech (1/)	A	W	71-62

F 16	N.C. State (1/)	A	W	71-63
F 20	Maryland (1/)	H	W	91-89
F 23	Wake Forest (1/)	A	L	68-72
F 26	Virginia (1/)	H	W	76-67
M 1	UCLA (1/4)	A	W	75-65
M 4	Clemson (1/)	A	W	98-97
M 8	North Carolina (1/16)	H	W	89-77
M 13	Maryland (1/)	N2	W	94-87
M 14	Georgia Tech (1/)	N2	W	89-76
M 15	North Carolina (1/20)	N2	W	94-74
M 19	Campbell (1/)	N3	W	82-56
M 21	Iowa (1/)	N3	W	75-62
M 26	Seton Hall (1/19)	N4	W	81-69
M 28	Kentucky (1/6) •	N4	W	104-103
A 4	Indiana (1/5)	N5	W	81-78
A 6	Michigan (1/15)	N5	W	71-51

N1 - ACC/Big East Challenge, Greensboro, N.C.

N2 - ACC Tournament, Charlotte, N.C.

N3 - NCAA Tournament, Greensboro, N.C.

N4 - NCAA Tournament, Philadelphia, Pa.

N5 - NCAA Final Four - Minneapolis, Minn.

1992-93

Record: 24-8 ACC: 10-6 (T3rd)

Head Coach: Mike Krzyzewski

D 1	Canisius (4/)	H	W	110-62
D 5	Michigan (4/1)	H	W	79-68
D 7	Northeastern (1/)	H	W	103-72
D 12	Rutgers (1/)	N1	W	88-79
D 21	DePaul (1/)	N2	W	89-73
D 22	Louisiana State (1/)	N2	W	96-67
D 23	Brigham Young (1/)	N2	W	89-66
D 30	Boston U. (1/)	H	W	106-72
J 4	Oklahoma (1/11) •	H	W	88-84
J 6	Clemson (1/)	H	W	110-67
J 10	Georgia Tech (1/10)	A	L	79-80
J 13	Wake Forest (3/)	A	W	86-59
J 16	Iowa (3/13)	H	W	65-56
J 17	Virginia (3/14)	H	L	69-77
J 21	N.C. State (6/)	H	W	92-56
J 24	Florida State (6/)	A	L	88-89
J 26	San Francisco (7/)	H	W	117-73
J 30	Maryland (7/)	A	W	78-62
F 3	North Carolina (5/6)	H	W	81-67
F 6	Notre Dame (5/)	A	W	67-50
F 8	Clemson (3/)	A	W	93-84
F 10	Georgia Tech (3/)	H	W	73-63
F 13	Wake Forest (3/9)	H	L	86-98
F 18	Virginia (7/23)	A	L	55-58
F 21	N.C. State (7/)	A	W	91-82
F 24	Florida State (9/6)	H	W	98-75
F 28	UCLA (9/)	H	W	78-67
M 3	Maryland (6/)	H	W	95-79
M 7	North Carolina (6/1)	A	L	69-83
M 12	Georgia Tech (8/)	N3	L	66-69
M 18	Southern Illinois (10/)	N4	W	105-70
M 20	California (10/)	N4	L	77-82

N1 - East Rutherford, N.J.

N2 - Maui Invitational, Lahaina, Hawaii.

N3 - ACC Tournament, Charlotte, N.C.

N4 - NCAA Tournament, Chicago, Ill.

1993-94

Record: 26-6 ACC: 12-4 (1st)

Head Coach: Mike Krzyzewski

► NCAA Final Four

N 27	Northeastern (4/)	H	W	86-72
D 1	The Citadel (6/)	H	W	78-63
D 4	Xavier (6/)	H	W	82-60
D 6	S.C. State (4/)	H	W	97-61
D 11	Michigan (4/3)	A	W	73-63
D 22	Iowa (3/)	A	W	79-76
D 30	Western Carolina (3/)	H	W	87-67
J 5	Clemson (3/)	A	W	71-65
J 8	Georgia Tech (3/12)	H	W	88-71
J 10	Brown (2/)	H	W	89-71

J 13	Wake Forest (2/)	H	L	68-69
J 15	Virginia (2/)	A	W	66-58
J 20	N.C. State (5/)	A	W	92-65
J 22	Florida State (5/)	H	W	106-79
J 26	Notre Dame (2/)	H	W	74-72
J 29	Maryland (2/18)	H	W	75-62
F 3	North Carolina (1/2)	A	L	78-89
F 5	Clemson (1/)	H	W	78-74
F 8	Georgia Tech (2/)	A	W	66-63
F 13	Wake Forest (2/)	A	L	69-78
F 16	Virginia (6/)	H	W	84-54
F 20	N.C. State (6/)	H	W	85-58
F 23	Florida State (2/)	A	W	84-72
F 27	Temple (2/8)	H	W	59-47
M 2	Maryland (2/)	A	W	73-69
M 5	North Carolina (2/5)	H	L	77-87
M 11	Connecticut (6/)	N1	W	77-64
M 12	Virginia (5/)	N1	L	61-66
M 18	Texas Southern (6/)	N2	W	82-70
M 20	Michigan State (6/)	N2	W	85-74
M 24	Marquette (6/21)	N3	W	59-49
M 26	Purdue (6/3)	N3	W	69-60
A 2	Florida (6/14)	N4	W	70-65
A 4	Arkansas (6/2)	N4	L	72-76

N1 - ACC Tournament, Charlotte, N.C.

N2 - NCAA Tournament, St. Petersburg, Fla.

N3 - NCAA Tournament, Knoxville, Tenn.

N4 - NCAA Final Four, Charlotte, N.C.

1994-95

Record: 13-18 ACC: 2-14 (9th)

Head Coach: Mike Krzyzewski, Pete Gaudet*

N 25	Brown (8/)	H	W	80-38
N 26	Northeastern (8/)	H	W	93-70
N 29	Connecticut (6/16)	N1	L	86-90
D 3	Illinois (6/)	N2	W	70-65
D 6	George Washington (9/)	H	W	103-73
D 10	Michigan (9/23)	H	W	69-59
D 19	N.C. A&T (9/)	H	W	99-56
D 27	Iowa (7/)	N3	L	71-81
D 29	Boston U. (7/)	N3	W	71-54
D 30	Georgia Tech (7/17)	N3	W	76-69
J 2	S.C. State (7/)	H	W	107-61
J 4	Clemson (11/)	H	L	70-75
J 7	Georgia Tech (11/24)	A	L	68-75
J 11	Wake Forest (16/14)	A	L	64-74
J 14	Virginia (16/)	H	L	88-91
J 18	N.C. State	H	L	60-77
J 21	Florida State	A	L	75-78
J 24	Notre Dame	A	W	87-74
J 28	Maryland (-/8)	A	L	72-74
F 2	North Carolina (-/2) ••	H	L	100-102
F 4	Clemson	A	L	44-51
F 9	Georgia Tech (-/18)	H	W	77-70
F 11	Wake Forest (-/11)	H	L	61-62
F 15	Virginia (-/16)	A	L	58-64
F 18	N.C. State	A	L	79-84
F 22	Florida State	H	W	72-67
F 26	UCLA (-/2)	A	L	77-100
M 1	Maryland (-/6)	H	L	92-94
M 4	North Carolina (-/2)	A	L	86-99
M 9	N.C. State	N4	W	83-70
M 10	Wake Forest (-/7)	N4	L	70-87

N1 - Auburn Hills, Mich.

N2 - Chicago, Ill.

N3 - Kraft Rainbow Classic, Honolulu, Hawaii.

N4 - ACC Tournament, Greensboro, N.C.

*Krzyzewski coached first 12 games before leaving team after back surgery and exhaustion. Gaudet coached final 19 games as interim head coach. Coaching records reflect this situation.

1995-96

Record: 18-13 ACC: 8-8 (T4th)

Head Coach: Mike Krzyzewski

N 23	Old Dominion	N1	W	75-55
N 24	Indiana (-/23)	N1	W	70-64
N 25	Iowa (-/10)	N1	W	88-81
N 29	UNC Greensboro (12/)	H	W	71-57
D 2	Illinois (12/)	H	L	65-75
D 4	S.C. State (18/)	H	W	84-64
D 9	Michigan (18/22)	A	L	84-88
D 19	Delaware (21/)	H	W	79-73
D 20	Western Carolina (21/)	H	W	107-67
D 28	Monmouth (20/)	H	W	69-53
D 30	Northeastern (20/)	A	W	87-56
J 3	Clemson (19/22)	A	L	48-51
J 7	Georgia Tech (19/)	H	L	81-86
J 10	Wake Forest (-/8)	H	L	54-57
J 13	Virginia	A	L	66-77
J 18	N.C. State	A	W	71-70
J 20	Florida State	H	W	85-65
J 25	Temple	A	L	58-59
J 28	Maryland	H	W	83-73
J 31	North Carolina (-/8)	A	L	72-73
F 3	Clemson (-/24)	H	W	83-53
F 7	Georgia Tech •	A	L	71-73
F 11	Wake Forest (-/9)	A	L	65-79
F 14	Virginia	H	W	79-69
F 17	N.C. State •	H	W	79-76
F 22	Florida State	A	W	93-87
F 25	UCLA (-/16)	H	W	85-66
F 28	Maryland	A	W	77-75
M 3	North Carolina (-/19)	H	L	78-84
M 8	Maryland	N2	L	69-82
M 14	Eastern Michigan	N3	L	60-75

N1 - Cars Great Alaska Shootout, Anchorage, Alaska

N2 - ACC Tournament, Greensboro, N.C.

N3 - NCAA Tournament, Indianapolis, Ind.

1996-97

Record: 24-9 ACC: 12-4 (1st)

Head Coach: Mike Krzyzewski

N 20	St. Joseph's (10/)	*H	W	89-60
N 22	Vanderbilt (10/)	*H	W	86-57
N 27	Tulsa (6/22)	N1	W	72-67
N 29	Indiana (6/20)	N1	L	69-85
D 2	Lehigh (10/)	H	W	103-51
D 5	Florida State (10/)	H	W	72-66
D 8	Michigan (10/7)	H	L	61-62
D 11	Davidson (14/)	H	W	85-58
D 14	Villanova (14/4)	A	W	87-79
D 22	Army (11/)	H	W	100-38

MEDIA GUIDE

2013-14 DUKE MEN'S BASKETBALL

1997-98
Record: 32-4 **ACC:** 15-1 (1st)
Head Coach: Mike Krzyzewski
 ► NCAA Elite Eight

N 16 Army (3/1)	A	W	78-45
N 20 Davidson (3/1)	H	W	100-65
N 24 Chaminade (3/1)	N1	W	106-70
N 25 Missouri (3/1)	N1	W	82-59
N 26 Arizona (3/1)	N1	W	95-87
D 1 S.C. State (1/1)	H	W	98-47
D 3 UNC Greensboro (1/1)	H	W	93-37
D 6 Virginia (1/1)	H	W	103-59
D 10 Villanova (1/1)	H	W	94-66
D 13 Michigan (1/1)	A	L	73-81
D 21 Mercer (3/1)	H	W	126-64
D 30 Portland State (3/1)	H	W	89-39
J 3 Maryland (3/20)	A	W	104-72
J 7 N.C. State (2/1)	H	W	64-50
J 10 Florida State (2/13)	A	W	75-63
J 14 Wake Forest (2/1)	A	W	88-52
J 17 Clemson (2/1)	H	W	81-80
J 20 N.C. A&T (1/1)	A	W	101-66
J 24 Virginia (1/1)	A	W	72-65
J 29 Maryland (1/23)	H	W	86-59
F 1 Georgia Tech (1/1)	H	W	90-69
F 5 North Carolina (1/2)	A	L	73-97
F 8 N.C. State (1/1)	A	W	65-49
F 10 Florida State (2/1)	H	W	86-72
F 14 Wake Forest (2/1)	H	W	78-47
F 18 Clemson (2/1)	A	W	70-66
F 22 UCLA (2/12)	H	W	120-84
F 25 Georgia Tech (1/1)	A	W	76-53
F 28 North Carolina (1/3)	H	W	77-75
M 5 Virginia (1/1)	N2	W	63-41
M 7 Clemson (1/1)	N2	W	66-64
M 8 North Carolina (1/4)	N2	L	68-83
M 13 Radford (3/1)	N3	W	99-63
M 15 Oklahoma State (3/1)	N3	W	79-73
M 20 Syracuse (3/21)	N4	W	80-67
M 22 Kentucky (3/5)	N4	L	84-86

*N1 - Maui Invitational, Lahaina, Hawaii.
 N2 - ACC Tournament, Greensboro, N.C.
 N3 - NCAA Tournament, Lexington, Ky.
 N4 - NCAA Tournament, St. Petersburg, Fla.*

1998-99
Record: 37-2 **ACC:** 16-0 (1st)
Head Coach: Mike Krzyzewski
 ► ACC Champions
 ► NCAA Final Four

N 14 Fairfield (1/1)	H	W	98-66
N 17 Davidson (1/1)	N1	W	94-61
N 21 S.C. State (1/1)	H	W	120-56
N 26 Notre Dame (1/1)	N2	W	111-82
N 27 Fresno State (1/1)	N2	W	93-82
N 28 Cincinnati (1/15)	N2	L	75-77
D 2 Michigan State (4/9)	N3	W	73-67
D 5 N.C. State (4/1)	H	W	89-69
D 9 Florida (3/1)	H	W	116-86
D 12 Michigan (3/1)	H	W	108-64
D 20 N.C. A&T (2/1)	H	W	88-53
D 22 Kentucky (2/3)	N4	W	71-60
D 30 UNC Greensboro (2/1)	H	W	104-58
J 3 Maryland (2/4)	A	W	82-64
J 6 Georgia Tech (2/1)	H	W	99-58
J 10 Virginia (2/1)	H	W	115-69
J 13 Wake Forest (2/1)	A	W	82-72
J 16 Florida State (2/1)	H	W	98-73
J 20 Clemson (2/1)	A	W	82-60
J 24 St. John's (2/8)	A	W	92-88
J 27 North Carolina (2/10)	H	W	89-77
J 30 N.C. State (2/1)	A	W	80-61
F 3 Maryland (2/7)	H	W	95-77
F 6 Georgia Tech (2/1)	A	W	87-79
F 11 Virginia (1/1)	A	W	100-54
F 13 Wake Forest (1/1)	H	W	102-71
F 17 Florida State (1/1)	A	W	85-59
F 20 Clemson (1/1)	H	W	92-65
F 24 DePaul (1/1)	A	W	96-64
F 27 North Carolina (1/14)	A	W	81-61
M 4 Virginia (1/1)	N5	W	104-67
M 6 N.C. State (1/1)	N5	W	83-68
M 7 North Carolina (1/15)	N5	W	96-73
M 12 Florida A&M (1/1)	N6	W	99-58

M 14 Tulsa (1/1)	N6	W	97-56
M 19 SW Missouri State (1/1)	N7	W	78-61
M 21 Temple (1/1)	N7	W	85-64
M 27 Michigan State (1/2)	N8	W	68-62
M 29 Connecticut (1/3)	N8	L	74-77

*N1 - Charlotte, N.C.
 N2 - Cars Great Alaska Shootout, Anchorage, Alaska.
 N3 - Great Eight, Chicago, Ill.
 N4 - Jimmy V Classic, East Rutherford, N.J.
 N5 - ACC Tournament, Charlotte, N.C.
 N6 - NCAA Tournament, Charlotte, N.C.
 N7 - NCAA Tournament, East Rutherford, N.J.
 N8 - NCAA Final Four, St. Petersburg, Fla.*

1999-00
Record: 29-5 **ACC:** 15-1 (1st)
Head Coach: Mike Krzyzewski
 ► ACC Champions
 ► NCAA Sweet 16

N 11 Stanford (10/13)	N1	L	79-80
N 12 Connecticut (10/1)	N1	L	66-71
N 20 Army (18/1)	H	W	100-42
N 23 Columbia (16/1)	H	W	99-82
N 27 USC (16/1)	N2	W	81-68
N 30 Illinois (17/16)	N3	W	72-69
D 4 DePaul (17/22)	H	W	84-83
D 11 Michigan (14/1)	A	W	104-97
D 19 N.C. A&T (11/1)	H	W	101-60
D 21 Davidson (10/1)	H	W	109-65
J 2 William & Mary (9/1)	H	W	96-55
J 5 Virginia (8/1)	A	W	109-100
J 9 Maryland (8/12)	A	W	80-70
J 12 Georgia Tech (6/1)	H	W	82-57
J 16 Florida State (6/1)	A	W	85-54
J 19 N.C. State (5/1)	H	W	92-88
J 22 Wake Forest (5/1)	A	W	75-61
J 29 Clemson (3/1)	H	W	93-59
F 3 North Carolina (3/1)	A	W	90-86
F 5 Virginia (3/1)	H	W	106-86
F 9 Maryland (3/3)	H	L	87-98
F 12 Georgia Tech (3/1)	A	W	84-65
F 16 Florida State (3/1)	H	W	101-68
F 19 N.C. State (3/1)	A	W	71-66
F 22 Wake Forest (2/1)	H	W	96-78
F 26 St. John's (2/1)	H	L	82-83
M 1 Clemson (4/1)	A	W	92-78
M 4 North Carolina (4/1)	H	W	90-76
M 9 Clemson (3/1)	N4	W	94-63
M 11 Wake Forest (3/1)	N4	W	82-73
M 12 Maryland (3/20)	N4	W	81-68
M 17 Lamar (1/1)	N5	W	82-55
M 19 Kansas (1/1)	N5	W	69-64
M 24 Florida (1/11)	N6	L	78-87

*N1 - Coaches vs. Cancer Classic, New York, N.Y.
 N2 - Wooden Classic, Anaheim, Calif.
 N3 - ACC/Big 10 Challenge, Chicago, Ill.
 N4 - ACC Tournament, Charlotte, N.C.
 N5 - NCAA Tournament, Winston-Salem, N.C.
 N6 - NCAA Tournament, Syracuse, N.Y.*

2000-01
Record: 35-4 **ACC:** 13-3 (T1st)
Head Coach: Mike Krzyzewski
 ► ACC Champions
 ► NCAA Champions

N 14 Princeton (2/1)	H	W	87-50
N 17 Villanova (2/1)	H	W	98-85
N 22 Texas (2/1)	N1	W	95-69
N 24 Temple (2/1)	N1	W	63-61
N 25 Army (2/1)	H	W	91-48
N 28 Illinois (1/9)	N2	W	78-77
D 2 Temple (1/17)	A	W	93-68
D 5 Davidson (1/1)	H	W	102-60
D 9 Michigan (1/1)	H	W	104-61
D 19 Portland (1/1)	N3	W	97-64
D 21 Stanford (1/3)	N4	L	83-84
D 30 N.C. A&T (3/1)	H	W	108-73
J 4 Florida State (3/1)	A	W	99-72
J 7 Clemson (3/1)	H	W	115-74
J 10 N.C. State (2/1)	A	W	84-78
J 13 Virginia (2/10)	H	W	103-61
J 16 Boston College (2/25)	H	W	97-75
J 20 Georgia Tech (2/1)	A	W	98-77
J 24 Wake Forest (2/9)	H	W	85-62
J 27 Maryland (2/8)	A	W	98-96
F 1 North Carolina (2/4)	H	L	83-85
F 4 Florida State (2/1)	H	W	100-58

F 7 Clemson (3/1)	A	W	81-64
F 11 N.C. State (3/1)	H	W	101-75
F 14 Virginia (3/12)	A	L	89-91
F 18 St. John's (3/1)	A	W	91-59
F 21 Georgia Tech (4/1)	H	W	98-54
F 24 Wake Forest (4/24)	A	W	82-80
F 27 Maryland (2/16)	H	L	80-91
M 4 North Carolina (2/4)	A	W	95-81
M 9 N.C. State (3/1)	N5	W	76-61
M 10 Maryland (3/11)	N5	W	84-82
M 11 North Carolina (3/6)	N5	W	79-53
M 15 Monmouth (1/1)	N6	W	95-52
M 17 Missouri (1/1)	N6	W	94-81
M 22 UCLA (1/15)	N7	W	76-63
M 24 USC (1/1)	N7	W	79-69
M 31 Maryland (1/11)	N8	W	95-84
A 2 Arizona (1/5)	N8	W	82-72

*N1 - Tivo Preseason NIT, New York, N.Y.
 N2 - ACC/Big Ten Challenge, Greensboro, N.C.
 N3 - Rose Garden, Portland, Ore.
 N4 - The Coliseum in Oakland, Oakland, Calif.
 N5 - ACC Tournament, Atlanta, Ga.
 N6 - NCAA Tournament, Greensboro, N.C.
 N7 - NCAA Tournament, Philadelphia, Pa.
 N8 - NCAA Final Four, Minneapolis, Minn.*

2001-02
Record: 31-4 **ACC:** 13-3 (2nd)
Head Coach: Mike Krzyzewski
 ► ACC Champions
 ► NCAA Sweet 16

N 19 Seton Hall (1/1)	N1	W	80-79
N 20 South Carolina (1/1)	N1	W	81-56
N 21 Ball State (1/1)	N1	W	83-71
N 25 Portland (1/1)	H	W	104-62
N 27 Iowa (1/7)	N2	W	80-62
D 2 Clemson (1/1)	H	W	96-80
D 5 Temple (1/1)	H	W	82-57
D 8 Michigan (1/1)	A	W	104-83
D 16 N.C. A&T (1/1)	H	W	93-51
D 18 Kentucky (1/7)	N3	W	95-92
D 29 San Diego State (1/1)	H	W	92-79
J 2 Davidson (1/1)	N4	W	106-71
J 6 Florida State (1/1)	A	L	76-77
J 10 Georgia Tech (2/1)	H	W	104-79
J 13 N.C. State (2/1)	A	W	76-57
J 17 Maryland (1/1)	H	W	99-78
J 19 Wake Forest (1/14)	H	W	103-80
J 24 Boston College (1/1)	A	W	88-78
J 27 Virginia (1/7)	H	W	94-81
J 31 North Carolina (1/1)	A	W	87-58
F 2 Clemson (1/1)	A	W	98-88
F 7 Florida State (1/1)	H	W	80-49
F 9 Georgia Tech (1/1)	A	W	95-63
F 14 N.C. State (1/24)	H	W	108-71
F 17 Maryland (1/3)	A	L	73-87
F 21 Wake Forest (3/20)	A	W	90-61
F 24 St. John's (3/1)	H	W	97-55
F 28 Virginia (3/1)	A	L	84-87
M 3 North Carolina (3/1)	H	W	93-68
M 8 North Carolina (3/1)	N5	W	60-48
M 9 Wake Forest (3/1)	N5	W	79-64
M 10 N.C. State (3/1)	N5	W	91-61
M 14 Winthrop (1/1)	N6	W	84-37
M 16 Notre Dame (1/1)	N6	W	84-77
M 21 Indiana (1/1)	N7	L	73-74

*N1 - Maui Invitational, Lahaina, Maui
 N2 - ACC/Big Ten Challenge, Chicago, Ill.
 N3 - Jimmy V Classic, East Rutherford, N.J.
 N4 - Charlotte, N.C.
 N5 - ACC Tournament, Charlotte, N.C.
 N6 - NCAA Tournament, Greenville, S.C.
 N7 - NCAA Tournament, Lexington, Ky.*

2002-03
Record: 26-7 **ACC:** 11-5 (T2nd)
Head Coach: Mike Krzyzewski
 ► ACC Champions
 ► NCAA Sweet 16

N 23 Army (6/1)	H	W	101-53
N 25 Davidson (6/1)	H	W	95-80
N 30 UCLA (6/14)	N1	W	84-73
D 3 Ohio State (6/1)	N2	W	91-76
D 7 Michigan (4/1)	H	W	81-59
D 17 N.C. A&T (4/1)	N3	W	91-57
D 29 Dayton (3/1)	H	W	85-74

J 2 Fairfield (3/1)	H	W	86-58
J 5 Clemson (3/1)	A	W	89-71
J 8 Georgetown (1/1)	H	W	93-86
J 12 Wake Forest (1/17)	H	W	74-55
J 15 Virginia (1/1)	H	W	104-93
J 18 Maryland (1/17)	A	L	72-87
J 22 N.C. State (3/1)	A	L	71-80
J 25 Georgia Tech (3/1)	H	W	91-71
J 30 Butler (5/1)	H	W	80-60
F 2 Florida State (5/1)	A	L	70-75
F 5 North Carolina (9/1)	H	W	83-74
F 9 Clemson (9/1)	H	W	65-55
F 13 Wake Forest (8/15)	A	L	80-94
F 15 Virginia (8/1)	A	W	78-59
F 19 Maryland (8/13)	H	W	75-70
F 22 N.C. State (8/1)	H	W	79-68
F 26 Georgia Tech (6/1)	A	W	77-58
M 2 St. John's (6/1)	A	L	71-72
M 6 Florida State (10/1)	H	W	72-56
M 9 North Carolina (10/1)	A	L	79-82
M 14 Virginia (12/1)	N4	W	83-76
M 15 North Carolina (12/1)	N4	W	75-63
M 16 N.C. State (12/1)	N4	W	84-77
M 20 Colorado State (7/1)	N5	W	67-57
M 22 Central Michigan (7/1)	N5	W	86-60
M 27 Kansas (7/6)	N6	L	65-69

*N1 - Wooden Tradition, Indianapolis, Ind.
 N2 - ACC/Big Ten Challenge, Greensboro, N.C.
 N3 - Greensboro Coliseum, Greensboro, N.C.
 N4 - ACC Tournament, Greensboro, N.C.
 N5 - NCAA Tournament, Salt Lake City, Utah
 N6 - NCAA Tournament, Anaheim, Calif.*

2003-04
Record: 31-6 **ACC:** 13-3 (1st)
Head Coach: Mike Krzyzewski
 ► NCAA Final Four

N 22 Detroit (2/1)	H	W	67-56
N 27 Pacific (2/1)	N1	W	82-69
N 28 Liberty (2/1)	N1	W	76-47
N 29 Purdue (2/1)	N1	L	68-78
D 3 Michigan State (6/5)	A	W	72-50
D 6 St. John's (6/1)	H	W	79-58
D 14 Portland (4/1)	H	W	84-43
D 17 Princeton (3/1)	H	W	69-51
D 20 Texas (3/11)	N2	W	89-61
D 29 Davidson (3/1)	H	W	88-54
J 3 Clemson (2/1)	A	W	73-54
J 6 Fairfield (2/1)	H	W	99-58
J 11 Virginia (2/1)	A	W	93-71
J 15 N.C. State (2/1)	H	W	76-57
J 17 Wake Forest (2/4)	H	W	84-72
J 21 Maryland (1/1)	A	W	68-60
J 24 Georgetown (1/1)	A	W	85-66
J 29 Florida State (1/1)	H	W	56-49
J 31 Georgia Tech (1/14)	A	W	82-74
F 5 North Carolina (1/17)	A	W	83-81
F 8 Clemson (1/1)	H	W	81-55
F 11 Virginia (1/1)	H	W	93-75
F 15 N.C. State (1/21)	A	L	74-78
F 18 Wake Forest (3/15)	A	L	84-90
F 22 Maryland (3/1)	H	W	86-63
F 26 Valparaiso (5/1)	H	W	97-63
F 29 Florida State (5/1)	A	W	70-65
M 3 Georgia Tech (3/19)	H	L	68-76
M 6 North Carolina (3/14)	H	W	70-65
M 12 Virginia (5/1)	N3	W	84-74
M 13 Georgia Tech (5/14)	N3	W	85-71
M 14 Maryland (5/1)	N3	L	87-95
M 18 Alabama State (6/1)	N4	W	96-61
M 20 Seton Hall (6/1)	N4	W	90-62
M 26 Illinois (6/13)	N5	W	72-62
M 28 Xavier (6/1)	N5	W	66-63
A 3 Connecticut (6/7)	N6	L	78-79

*N1 - Cars Great Alaska Shootout, Anchorage, Ak.
 N2 - Dreyfus Classic, New York, N.Y.
 N3 - ACC Tournament, Greensboro, N.C.
 N4 - NCAA Tournament, Raleigh, N.C.
 N5 - NCAA Tournament, Atlanta, Ga.
 N6 - NCAA Final Four, San Antonio, Texas*

2004-05
Record: 27-6 **ACC:** 11-5 (3rd)
Head Coach: Mike Krzyzewski
 ► ACC Champions
 ► NCAA Sweet 16

N 20	Tennessee-Martin (11/-)	H	W	88-46
N 22	Davidson (11/-)	N1	W	74-61
N 27	UNC Greensboro (9/-)	H	W	98-44
N 30	Michigan State (10/11)	*H	W	81-74
D 4	Valparaiso (10/-)	N2	W	93-61
D 12	Toledo (9/-)	H	W	82-54
D 14	Illinois-Chicago (7/-)	H	W	88-55
D 18	Oklahoma (7/-)	N3	W	78-67
J 2	Clemson (6/-)	H	W	62-54
J 5	Princeton (5/-)	H	W	59-46
J 8	Temple (5/-)	H	W	82-74
J 13	N.C. State (5/-)	A	W	86-74
J 16	Virginia (5/-)	H	W	80-66
J 19	Miami (4/-)	A	W	92-83
J 22	Florida State (4/-)	A	W	88-56
J 26	Maryland (2/-)	H	L	66-75
J 30	Virginia Tech (2/-)	H	W	100-65
F 2	Wake Forest (4/7)	A	L	89-92
F 5	Georgia Tech (4/25)	H	W	82-65
F 9	North Carolina (7/2)	H	W	71-70
F 12	Maryland (7/-)	A	L	92-99
F 17	Virginia Tech (7/-)	A	L	65-67
F 20	Wake Forest (7/5)	H	W	102-92
F 23	Georgia Tech (7/-)	A	W	60-56
F 26	St. John's (7/-)	A	W	58-47
M 3	Miami (6/-)	H	W	83-59
M 6	North Carolina (6/2)	A	L	73-75
M 11	Virginia (5/-)	N4	W	76-64
M 12	N.C. State (5/-)	N4	W	76-69
M 13	Georgia Tech (5/-)	N4	W	69-64
M 18	Delaware State (3/-)	N5	W	57-46
M 20	Mississippi State (3/-)	N5	W	63-55
M 25	Michigan State (3/15)	N6	L	68-78

*N1 - Charlotte Coliseum, Charlotte, N.C.
 *H - ACC/Big Ten Challenge
 N2 - United Center, Chicago, Ill.
 N3 - Dreyfus Classic, New York, N.Y.
 N4 - ACC Tournament, Washington, D.C.
 N5 - NCAA Tournament, Charlotte, N.C.
 N6 - NCAA Tournament, Austin, Texas*

2005-06
Record: 32-4 **ACC:** 14-2 (1st)
Head Coach: Mike Krzyzewski
 ► ACC Champions
 ► NCAA Sweet 16

N 14	Boston U. (1/-)	*H	W	64-47
N 16	Seton Hall (1/-)	*H	W	93-40
N 19	Davidson (1/-)	H	W	84-55
N 23	Drexel (1/-)	N1	W	78-68
N 25	Memphis (1/11)	N1	W	70-67
N 30	Indiana (1/17)	*A	W	75-67
D 4	Virginia Tech (1/-)	H	W	77-75
D 7	Penn (1/-)	H	W	72-59
D 10	Texas (1/2)	N2	W	97-66
D 18	Valparaiso (1/-)	H	W	104-77
D 21	St. John's (1/-)	H	W	70-57
D 31	UNC Greensboro (1/-)	N3	W	102-69
J 2	Bucknell (1/-)	H	W	84-50
J 8	Wake Forest (1/23)	A	W	82-64
J 11	Maryland (1/23)	H	W	76-52
J 14	Clemson (1/-)	A	W	87-77
J 18	N.C. State (1/14)	H	W	81-68
J 21	Georgetown (1/-)	A	L	84-87
J 26	Virginia Tech (2/-)	A	W	80-67
J 28	Virginia (2/-)	H	W	82-63
F 1	Boston College (2/15)	A	W	83-81
F 4	Florida State (2/-)	H	W	97-96
F 7	North Carolina (2/23)	A	W	87-83
F 11	Maryland (2/-)	A	W	96-88
F 14	Wake Forest (2/-)	H	W	93-70
F 19	Miami (2/-)	H	W	92-71
F 22	Georgia Tech (1/-)	A	W	73-66
F 25	Temple (1/-)	A	W	74-66
M 1	Florida State (1/-)	A	L	74-79
M 4	North Carolina (1/13)	H	L	76-83
M 10	Miami (3/-)	N4	W	80-76

M 11	Wake Forest (3/-)	N4	W	78-66
M 12	Boston College (3/11)	N4	W	78-76
M 16	Southern (1/-)	N5	W	70-54
M 18	George Washington (1/14)	N5	W	74-61
M 23	LSU (1/18)	N6	L	54-62

**H - MIT Season Tip-Off, Durham, N.C.
 N1 - NIT Season Tip-Off, New York, N.Y.
 *A - ACC/Big Ten Challenge
 N2 - Continental Airlines Arena, East Rutherford, N.J.
 N3 - Greensboro Coliseum, Greensboro, N.C.
 N4 - ACC Tournament, Greensboro, N.C.
 N5 - NCAA Tournament, Greensboro, N.C.
 N6 - NCAA Tournament, Atlanta, Ga.*

2006-07
Record: 22-11 **ACC:** 8-8 (T6th)
Head Coach: Mike Krzyzewski

N 12	Columbia (12/-)	*H	W	86-43
N 13	Georgia Southern (11/-)	*H	W	72-48
N 16	UNC Greensboro (11/-)	H	W	75-48
N 20	Air Force (9/-)	N1	W	71-56
N 21	Marquette (9/13)	N1	L	62-73
N 25	Davidson (11/-)	H	W	75-47
N 28	Indiana (11/-)	*H	W	54-51
D 2	Georgetown (11/18)	H	W	61-52
D 6	Holy Cross (7/-)	H	W	57-45
D 9	George Mason (7/-)	H	W	69-53
D 19	Kent State (6/-)	H	W	79-72
D 21	Gonzaga (6/22)	N2	W	61-54
D 31	San Jose State (5/-)	H	W	70-51
J 2	Temple (5/-)	H	W	73-55
J 6	Virginia Tech (5/-)	H	L	67-69
J 10	Georgia Tech (11/-)	A	L	63-74
J 14	Miami (11/-)	A	W	85-63
J 18	Wake Forest (14/-)	H	W	62-40
J 20	N.C. State (14/-)	A	W	79-56
J 25	Clemson (10/19)	H	W	68-66
J 28	Boston College (10/-)	H	W	75-61
F 1	Virginia (8/-)	A	L	66-68
F 4	Florida State (8/-)	H	L	67-68
F 7	North Carolina (16/5)	H	L	73-79
F 11	Maryland (16/-)	A	L	60-72
F 14	Boston College (1/21)	A	W	78-70
F 18	Georgia Tech (1/-)	H	W	71-62
F 22	Clemson (18/-)	A	W	71-66
F 25	St. John's (18/-)	A	W	67-50
F 28	Maryland (14/24)	H	L	77-85
M 4	North Carolina (14/8)	A	L	72-86
M 8	N.C. State (21/-)	N3	L	80-85
M 15	VCU (1/-)	N4	L	77-79

**H - CBE Classic, Durham, N.C.
 N1 - CBE Classic, Kansas City, Mo.
 *H - ACC/Big Ten Challenge
 N2 - Madison Square Garden, New York, N.Y.
 N3 - ACC Tournament, Tampa, Fla.
 N4 - NCAA Tournament, Buffalo, N.Y.*

2007-08
Record: 28-6 **ACC:** 13-3 (2nd)
Head Coach: Mike Krzyzewski
 ► NCAA Sweet 16

N 9	N.C. Central (13/-)	H	W	121-56
N 12	New Mexico State (13/-)	H	W	86-61
N 19	Princeton (13/-)	N1	W	83-61
N 20	Illinois (13/-)	N1	W	79-66
N 21	Marquette (13/11)	N1	W	77-73
N 25	Eastern Kentucky (13/-)	H	W	78-43
N 27	Wisconsin (7/20)	*H	W	82-58
D 1	Davidson (7/-)	A	W	79-73
D 8	Michigan (6/-)	H	W	95-67
D 17	Albany (6/-)	H	W	111-70
D 20	Pittsburgh (6/11)	N2	L	64-65
J 6	Cornell (9/-)	H	W	81-67
J 9	Temple (9/-)	A	W	74-64
J 13	Virginia (9/-)	H	W	87-65
J 16	Florida State (7/-)	A	W	70-57
J 19	Clemson (7/24)	H	W	93-80
J 24	Virginia Tech (4/-)	A	W	81-64
J 27	Maryland (4/-)	A	W	93-84
J 31	N.C. State (3/-)	H	W	92-72
F 2	Miami (3/-)	H	W	88-73
F 6	North Carolina (2/3)	A	W	89-78
F 9	Boston College (2/-)	H	W	90-80
F 13	Maryland (2/-)	H	W	77-65
F 17	Wake Forest (2/-)	A	L	73-86

F 20	Miami (5/-)	A	L	95-96
F 23	St. John's (5/-)	H	W	86-56
F 27	Georgia Tech (7/-)	H	W	71-58
M 1	N.C. State (7/-)	A	W	87-86
M 5	Virginia (6/-)	A	W	86-70
M 8	North Carolina (6/1)	H	L	68-76
M 14	Georgia Tech (7/-)	N3	W	82-70
M 15	Clemson (7/-)	N3	L	74-78
M 20	Belmont (9/-)	N4	W	71-70
M 22	West Virginia (9/-)	N4	L	67-73

*N1 - Maui Invitational, Lahaina, Maui, Hawaii
 *H - ACC/Big Ten Challenge
 N2 - Madison Square Garden, New York, N.Y.
 N3 - ACC Tournament, Charlotte, N.C.
 N4 - NCAA Tournament, Washington, D.C.*

2008-09
Record: 30-7 **ACC:** 11-5 (T2nd)
Head Coach: Mike Krzyzewski
 ► ACC Champions
 ► NCAA Sweet 16

N 10	Presbyterian (8/-)	*H	W	80-49
N 11	Georgia Southern (8/-)	*H	W	97-54
N 16	Rhode Island (8/-)	H	W	82-79
N 20	Southern Illinois (10/-)	N1	W	83-58
N 21	Michigan (10/-)	N1	W	71-56
N 23	Montana (10/-)	H	W	78-58
N 28	Duquesne (7/-)	H	W	95-72
D 2	Purdue (4/9)	*A	W	76-60
D 6	Michigan (4/-)	A	L	73-81
D 17	UNC Asheville (6/-)	H	W	99-56
D 20	Xavier (6/7)	N2	W	82-64
D 31	Loyola, Md. (5/-)	H	W	92-51
J 4	Virginia Tech (5/-)	H	W	69-44
J 7	Davidson (2/-)	H	W	79-67
J 10	Florida State (2/-)	A	W	66-58
J 14	Georgia Tech (3/-)	A	W	70-56
J 17	Georgetown (3/13)	H	W	76-67
J 20	N.C. State (2/-)	H	W	73-56
J 24	Maryland (2/-)	H	W	85-44
J 28	Wake Forest (1/6)	A	L	68-70
F 1	Virginia (1/-)	H	W	79-54
F 4	Clemson (4/10)	A	L	47-74
F 7	Miami (4/-)	H	W	78-75
F 11	North Carolina (6/3)	H	L	87-101
F 15	Boston College (6/-)	A	L	74-80
F 19	St. John's (9/-)	A	W	76-69
F 22	Wake Forest (9/8)	H	W	101-91
F 25	Maryland (7/-)	A	W	78-67
F 28	Virginia Tech (7/-)	A	W	72-65
M 3	Florida State (7/24)	H	W	84-81
M 8	North Carolina (7/2)	A	L	71-79
M 13	Boston College (9/-)	N3	W	66-65
M 14	Maryland (9/-)	N3	W	67-61
M 15	Florida State (9/-)	N3	W	79-69
M 19	Binghamton (6/-)	N4	W	86-62
M 21	Texas (6/-)	N4	W	74-69
M 26	Villanova (6/11)	N5	L	54-77

**H - 2K Sports Classic, Durham, N.C.
 N1 - 2K Sports Classic, New York, N.Y.
 *A - ACC/Big Ten Challenge
 N2 - Izod Center, East Rutherford, N.J.
 N3 - ACC Tournament, Atlanta, Ga.
 N4 - NCAA Tournament, Greensboro, N.C.
 N5 - NCAA Tournament, Boston, Mass.*

2009-10
Record: 35-5 **ACC:** 13-3 (T1st)
Head Coach: Mike Krzyzewski
 ► ACC Champions
 ► NCAA Champions

N 13	UNC Greensboro (9/-)	H	W	96-62
N 16	Coastal Carolina (9/-)	*H	W	74-49
N 17	Charlotte (9/-)	*H	W	101-59
N 21	Radford (9/-)	H	W	104-67
N 25	Arizona State (7/-)	N1	W	64-53
N 27	Connecticut (7/13)	N1	W	68-59
D 2	Wisconsin (6/-)	*A	L	69-73
D 5	St. John's (6/-)	H	W	80-71
D 15	Gardner-Webb (7/-)	H	W	113-68
D 19	Gonzaga (7/15)	N2	W	76-41
D 29	Long Beach State (7/-)	H	W	84-63
D 31	Pennsylvania (7/-)	H	W	114-55
J 3	Clemson (7/21)	H	W	74-53
J 6	Iowa State (5/-)	N3	W	86-65
J 9	Georgia Tech (5/20)	A	L	67-71

J 13	Boston College (8/-)	H	W	79-59
J 17	Wake Forest (8/-)	H	W	90-70
J 20	N.C. State (7/-)	A	L	74-88
J 23	Clemson (7/17)	A	W	60-47
J 27	Florida State (8/-)	H	W	70-56
J 30	Georgetown (8/7)	A	L	77-89
F 4	Georgia Tech (10/21)	H	W	86-67
F 6	Boston College (10/-)	A	W	66-63
F 10	North Carolina (8/-)	A	W	64-54
F 13	Maryland (8/-)	H	W	77-56
F 17	Miami (6/-)	A	W	81-74
F 21	Virginia Tech (6/-)	H	W	67-55
F 25	Tulsa (5/-)	H	W	70-52
F 28	Virginia (5/-)	A	W	67-49
M 3	Maryland (4/22)	A	L	72-79
M 6	North Carolina (4/-)	H	W	82-50
M 12	Virginia (4/-)	N4	W	57-46
M 13	Miami (4/-)	N4	W	77-74
M 14	Georgia Tech (4/-)	N4	W	65-61
M 19	Arkansas-Pine Bluff (3/-)	N5	W	73-44
M 21	California (3/-)	N5	W	68-53
M 26	Purdue (3/10)	N6	W	70-57
M 28	Baylor (3/19)	N6	W	78-71
A 3	West Virginia (3/6)	N7	W	78-57
A 5	Butler (3/11)	N7	W	61-59

**H - MIT Season Tip-Off, Durham, N.C.
 N1 - NIT Season Tip-Off, New York, N.Y.
 *A - ACC/Big Ten Challenge
 N2 - Madison Square Garden, New York, N.Y.
 N3 - United Center, Chicago, Ill.
 N4 - ACC Tournament, Greensboro, N.C.
 N5 - NCAA Tournament, Jacksonville, Fla.
 N6 - NCAA Tournament, Houston, Texas
 N7 - NCAA Final Four, Indianapolis, Ind.*

2010-11
Record: 32-5 **ACC:** 13-3 (2nd)
Head Coach: Mike Krzyzewski
 ► ACC Champions
 ► NCAA Sweet 16

N 14	Princeton (1/-)	*H	W	97-60
N 16	Miami (Ohio) (1/-)	*H	W	79-45
N 19	Colgate (1/-)	H	W	110-58
N 22	Marquette (1/-)	N1	W	104-67
N 23	Kansas State (1/4)	N1	W	82-68
N 27	Oregon (1/-)	N2	W	98-71
D 1	Michigan State (1/6)	*H	W	84-79
D 4	Butler (1/-)	N3	W	82-70
D 8	Bradley (1/-)	H	W	83-48
D 11	Saint Louis (1/-)	H	W	84-47
D 20	Elon (1/-)	H	W	98-72
D 29	UNC Greensboro (1/-)	A	W	108-62
J 2	Miami (1/-)	H	W	74-63
J 5	UAB (1/-)	H	W	85-64
J 9	Maryland (1/-)	H	W	71-64
J 12	Florida State (1/-)	A	L	61-66
J 15	Virginia (1/-)	H	W	76-60
J 19	N.C. State (4/-)	A	W	92-78
J 22	Wake Forest (4/-)	A	W	83-59
J 27	Boston College (3/-)	H	W	84-68
J 30	St. John's (3/-)	A	L	78-93
F 2	Maryland (5/-)	A	W	80-62
F 5	N.C. State (5/-)	H	W	76-52
F 9	North Carolina (5/20)	H	W	79-73
F 13	Miami (5/-)	A	W	81-71
F 16	Virginia (5/-)	A	W	

2011-12
Record: 27-7 **ACC:** 13-3 (2nd)
Head Coach: Mike Krzyzewski

N 11	Belmont (6/)	*H	W	77-76
N 12	Presbyterian (6/)	H	W	96-55
N 15	Michigan State (6/)	N1	W	74-69
N 18	Davidson (6/)	H	W	82-69
N 21	Tennessee (6/)	N2	W	77-67
N 22	Michigan (6/15)	N2	W	82-75
N 23	Kansas (8/14)	N2	W	68-61
N 29	Ohio State (3/2)	*A	L	63-85
D 7	Colorado State (7/)	H	W	87-64
D 10	Washington (7/)	N3	W	86-80
D 19	UNC Greensboro (7/)	H	W	90-63
D 30	Western Michigan (7/)	H	W	110-70
J 1	Pennsylvania (7/)	H	W	85-55
J 4	Temple (5/)	A	L	73-78
J 7	Georgia Tech (5/)	A	W	81-74
J 12	Virginia (8/16)	H	W	61-58
J 15	Clemson (8/)	A	W	73-66
J 19	Wake Forest (4/)	H	W	91-73
J 21	Florida State (4/)	H	L	73-76
J 25	Maryland (8/)	A	W	74-61
J 28	St. John's (8/)	H	W	83-76
F 2	Virginia Tech (7/)	A	W	75-60
F 5	Miami (7/)	H	L	74-78
F 8	North Carolina (10/5)	A	W	85-84
F 11	Maryland (10/)	H	W	73-55
F 16	N.C. State (5/)	H	W	78-73
F 19	Boston College (5/)	A	W	75-50
F 23	Florida State (5/15)	A	W	74-66
F 25	Virginia Tech (5/)	H	W	70-65
F 28	Wake Forest (4/)	A	W	79-71
M 3	North Carolina (4/6)	H	L	70-88
M 9	Virginia Tech (6/)	N4	W	60-56
M 10	Florida State (6/17)	N4	L	59-62
M 16	Lehigh (8/)	N5	L	70-75

**H - EA SPORTS Maui Invitational, Durham, N.C.*
N1 - State Farm Champions Classic, Madison Square Garden, New York, N.Y.
N2 - EA SPORTS Maui Invitational, Lahaina, Hawaii
**A - ACC/Big Ten Challenge*
N3 - Madison Square Garden, New York, N.Y.
N4 - ACC Tournament, Atlanta, Ga.
N5 - NCAA Tournament, Greensboro, N.C.

M 15	Maryland (2/)	N4	L	74-83
M 22	Albany (6/)	N5	W	73-61
M 24	Creighton (6/22)	N5	W	66-50
M 29	Michigan State (6/9)	N6	W	71-61
M 31	Louisville (6/2)	N6	L	63-85

N1 - State Farm Champions Classic, Georgia Dome, Atlanta, Ga.
**H - Battle 4 Atlantis, Durham, N.C.*
N2 - Battle 4 Atlantis, Paradise Island, Bahamas
**H - ACC/Big Ten Challenge*
N3 - Izod Center, East Rutherford, N.J.
**A - Time Warner Cable Arena, Charlotte, N.C.*
N4 - ACC Tournament, Greensboro, N.C.
N5 - NCAA Tournament, Philadelphia, Pa.
N6 - NCAA Tournament, Indianapolis, Ind.

• Denotes number of overtime periods

2012-13
Record: 30-6 **ACC:** 14-4 (2nd)
Head Coach: Mike Krzyzewski

N 9	Georgia State (8/)	H	W	74-55
N 13	Kentucky (9/3)	N1	W	75-68
N 18	Florida Gulf Coast (9/)	*H	W	88-67
N 22	Minnesota (5/)	N2	W	89-71
N 23	VCU (5/)	N2	W	67-58
N 24	Louisville (5/2)	N2	W	76-71
N 28	Ohio State (2/4)	^H	W	73-68
D 1	Delaware (2/)	H	W	88-50
D 8	Temple (2/)	N3	W	90-67
D 19	Cornell (1/)	H	W	88-47
D 20	Elon (1/)	H	W	76-54
D 29	Santa Clara (1/)	H	W	90-77
J 2	Davidson (1/)	*A	W	67-50
J 5	Wake Forest (1/)	H	W	80-62
J 8	Clemson (1/)	H	W	68-40
J 12	N.C. State (1/20)	A	L	76-84
J 17	Georgia Tech (3/)	H	W	73-57
J 23	Miami (1/25)	A	L	63-90
J 26	Maryland (1/)	H	W	84-64
J 30	Wake Forest (5/)	A	W	75-70
F 2	Florida State (5/)	A	W	79-60
F 7	N.C. State (4/)	H	W	98-85
F 10	Boston College (4/)	A	W	62-61
F 13	North Carolina (2/)	H	W	73-68
F 16	Maryland (2/)	A	L	81-83
F 21	Virginia Tech (6/)	A	W	88-56
F 24	Boston College (6/)	H	W	89-68
F 28	Virginia (3/)	A	L	68-73
M 2	Miami (3/5)	H	W	79-76
M 5	Virginia Tech (3/)	H	W	85-57
M 9	North Carolina (3/)	A	W	69-53

Series Results

- ▲ ACC Tournament game
- NIT Tournament game
- NCAA Tournament game

Air Force
Duke leads 1-0

11/20/06	N	W	71-56
----------	---	---	-------

Alabama
Duke leads 7-3

2/18/22	A	L	16-28
1924	A	L	25-45
1929	N	W	38-32
3/4/30	N	L	24-31
12/14/56	N	W	89-78
12/18/59	N	W	78-60
12/9/67	A	W	86-80
12/2/68	H	W	86-48
● 3/16/81	H	W	75-70
12/13/86	N	W	76-67

Alabama-Birmingham
Duke leads 3-0

12/28/84	N	W	76-62
11/24/85	N	W	66-54
1/5/11	H	W	85-64

Alabama State
Duke leads 1-0

■ 3/18/04	N	W	96-61
-----------	---	---	-------

Albany
Duke leads 2-0

12/17/07	H	W	111-70
■ 3/22/13	N	W	73-61

Appalachian State
Duke leads 7-1

12/10/73	H	W	83-53
12/5/81	H	L	70-75
11/29/82	H	W	73-57
1/11/84	H	W	73-60
12/5/84	H	W	98-64
12/28/85	H	W	88-46
12/29/86	H	W	80-50
11/28/88	H	W	110-74

Arizona
Series tied 4-4

12/16/61	N	W	78-47
12/30/87	N	L	85-91
2/26/89	N	L	75-77
2/25/90	H	W	78-76
2/24/91 (2OT)	A	L	96-103
11/26/97	N	W	95-87
■ 4/2/01	N	W	82-72
■ 3/24/11	N	L	77-93

Arizona State
Duke leads 1-0

11/25/09	N	W	64-53
----------	---	---	-------

Arkansas
Duke trails 1-2

■ 3/31/90	N	W	97-83
11/21/90	N	L	88-98
■ 4/4/94	N	L	72-76

Arkansas-Pine Bluff
Duke leads 1-0

■ 3/19/10	N	W	73-44
-----------	---	---	-------

Army
Duke leads 9-3

1/13/32	A	L	23-25
1/10/34	A	W	27-25
1/9/35	A	W	34-16
1/15/36	A	W	31-29
2/3/37	A	W	31-28
2/5/38	A	L	20-40
2/4/39	A	L	27-37
12/22/96	H	W	100-38
11/16/97	A	W	78-45
11/20/99	H	W	100-42
11/25/00	H	W	91-48
11/23/02	H	W	101-53

Auburn
Duke leads 3-0

12/30/63	N	W	84-67
12/26/75	N	W	85-74
12/30/81	H	W	72-71

Ball State
Duke leads 1-0

11/21/01	N	W	83-71
----------	---	---	-------

Baylor
Duke leads 1-0

■ 3/28/10	N	W	78-71
-----------	---	---	-------

Belmont
Duke leads 2-0

■ 3/20/08	N	W	71-70
11/11/11	H	W	77-76

Binghamton
Duke leads 1-0

■ 3/19/09	N	W	86-62
-----------	---	---	-------

Boston College
Duke leads 16-2

12/21/79 (OT)	N	W	70-64
■ 3/17/85	N	L	73-74
11/16/90	H	W	100-76
1/16/01	H	W	97-75
1/24/02	A	W	88-78
2/1/06	A	W	83-81
▲ 3/12/06	N	W	78-76
1/28/07	H	W	75-61
2/14/07	A	W	78-70
2/9/08	H	W	90-80
2/15/09	A	L	74-80
▲ 3/13/09	N	W	66-65
1/13/10	H	W	79-59
2/6/10	A	W	66-63
1/27/11	H	W	84-68
2/19/12	A	W	75-50
2/10/13	A	W	62-61
2/24/13	H	W	89-68

At Cameron Indoor: Duke leads 7-0
At Conte Forum: Duke leads 6-1
In ACC Tournament: Duke leads 2-0
Longest Duke win streak: 8 (11/16/90-2/9/08)
Longest BC win streak: 1, (3/17/85 & 2/15/09)
Biggest Duke win: 100-76 (11/16/90)
Biggest Duke loss: 74-80 (2/15/09)
Duke under Mike Krzyzewski: 15-2

Boston University
Duke leads 6-0

■ 3/17/88	N	W	85-69
1/2/91	H	W	109-55
1/21/92	A	W	95-85
12/30/92	H	W	106-72
12/29/94	N	W	71-54
11/14/05	H	W	64-47

Bradley
Duke leads 2-1

12/23/50	A	L	58-93
12/8/51	H	W	87-69
12/8/10	H	W	83-48

Brigham Young
Series tied 1-1

12/29/52	N	L	68-69
12/23/92	N	W	89-66

Brown
Duke leads 3-1

2/6/39	A	L	33-41
12/19/80	H	W	91-60
1/10/94	H	W	89-71
11/25/94	H	W	80-38

Bucknell
Duke leads 3-0

1/4/60	H	W	72-36
1/9/84	H	W	84-67
1/2/06	H	W	84-50

Butler
Duke leads 3-0

1/30/03	H	W	80-60
■ 4/5/10	N	W	61-59
12/4/10	N	W	82-70

BYU-Hawaii
Duke leads 1-0

11/28/86	N	W	85-68
----------	---	---	-------

California
Duke trails 1-2

12/4/82	A	L	71-76
■ 3/20/93	N	L	77-82
■ 3/21/10	N	W	68-53

Campbell
Duke leads 2-0

■ 3/19/92	N	W	82-56
1/13/97	H	W	84-59

Canisius
Duke leads 4-1

1/1/51	A	L	57-69
1/19/72	H	W	86-58
11/29/89	H	W	102-66
12/7/91	A	W	96-60
12/1/92	H	W	110-62

Carson-Newman
Duke leads 1-0

1915	W	70-4
------	---	------

Catholic
Series tied 4-4

1913	A	L	27-55
1917	L	24-26	
12/19/31	A	W	41-29
12/14/33	A	L	31-33
1/18/35	H	L	25-31
12/18/35	A	W	39-36
1937	H	W	52-31
12/20/40	A	W	48-33

Central Michigan
Duke leads 1-0

■ 3/22/03	N	W	86-60
-----------	---	---	-------

Chaminade
Duke leads 1-0

11/24/97	A	W	106-70
----------	---	---	--------

Charlotte
Duke leads 3-0

12/1/90	H	W	111-94
1/18/92	H	W	104-82
11/17/09	H	W	101-59

Chicago
Duke leads 1-0

12/13/77	H	W	99-61
----------	---	---	-------

Cincinnati
Duke leads 2-1

12/29/79 (OT)	H	W	87-75
12/29/89	N	W	95-83
11/28/98	N	L	75-77

Clemson
Duke leads 105-29

1/14/26	H	W	46-12
2/27/31	N	W	31-27
1/4/34	H	W	36-23
12/17/36	A	W	33-25
3/5/38	N	W	40-30
1/10/39	H	W	39-33
2/13/39	A	L	36-38
1/19/40	H	W	54-49
2/12/40 (OT)	H	W	39-37
1/18/41	H	W	45-42
1/19/46	A	W	42-29
2/14/46	H	W	61-33
1/16/48	H	W	80-47
2/17/48	A	L	57-63
12/3/54	H	W	115-54
1/11/55	A	W	75-66
12/2/55	H	W	97-63
1/11/56	A	W	109-80
12/4/56	A	W	84-78
1/12/57	H	W	80-70
12/6/57	H	W	79-66
2/4/58	N	W	73-57
12/5/58	A	L	55-56
1/13/59	H	W	45-41
12/5/59	H	W	68-59
1/12/60	A	W	50-41
12/15/60	A	W	75-58
1/28/61	H	W	79-59
12/11/61	H	W	89-66
1/11/62	A	W	104-96
▲ 3/2/62	N	L	72-77
12/13/62	A	W	92-67
1/12/63	H	W	78-67
12/14/63	H	W	75-52
1/8/64	A	W	81-75
12/16/64	A	W	80-79
1/12/65	H	W	106-81
12/4/65	H	W	83-68
1/11/66	A	W	87-85
1/10/67	H	W	85-61
2/14/67	A	L	68-73
1/9/68	H	W	101-79
2/20/68	A	W	82-70
▲ 3/7/68	N	W	43-40
12/28/68	H	W	96-70
2/5/69	A	W	85-76
2/4/70	A	W	92-88
2/9/70	H	W	91-75
1/16/71	A	W	82-56
3/2/71	H	W	70-60
1/15/72	H	W	71-69
3/1/72	A	L	40-59
1/13/73	H	W	75-73
2/28/73	A	L	50-75
1/16/74	H	W	63-50
2/27/74	A	L	68-74
1/15/75	H	W	75-72
2/15/75	A	L	66-100
▲ 3/6/75	N	L	76-78
1/14/76 (OT)	A	L	96-102
2/25/76	H	L	89-90
1/12/77 (OT)	H	L	73-80
2/23/77	A	L	63-67
▲ 3/3/77	N	L	74-82
1/11/78	A	W	107-85
2/22/78	H	W	78-62
▲ 3/1/78	N	W	83-72
1/10/79	H	W	73-54
2/21/79	A	L	49-70
1/9/80 (OT)	A	L	82-87
2/20/80 (OT)	H	W	87-82
1/24/81	H	W	75-57
2/25/81 (OT)	A	L	52-54
1/23/82	A	W	50-44
2/24/82 (3OT)	H	W	73-72

1/29/83 H W 99-96
3/2/83 A L 86-93
1/28/84 A W 67-65
2/29/84 H L 76-77
1/26/85 A W 100-83
2/27/85 H W 90-73
1/29/86 H W 89-78
2/26/86 A W 77-69
1/24/87 (OT) A W 105-103
2/28/87 H W 65-59
2/1/88 H W 101-63
3/2/88 A L 77-79
1/29/89 H W 92-62
3/1/89 A L 74-79
1/31/90 H W 94-80
2/28/90 A L 93-97
1/26/91 A W 99-70
2/27/91 H W 79-62
1/27/92 H W 112-73
3/4/92 A W 98-97
1/6/93 H W 110-67
2/8/93 A W 93-84
1/5/94 A W 71-65
2/5/94 H W 78-74
▲ 3/11/94 N W 77-64
1/4/95 H L 70-75
2/4/95 A L 44-51
1/3/96 A L 48-51
2/3/96 H W 83-53
1/7/97 (OT) A L 82-86
2/18/97 H W 84-77
1/17/98 H W 81-80
2/18/98 A W 70-66
▲ 3/7/98 N W 66-64
1/20/99 A W 82-60
2/20/99 H W 92-65
1/29/00 H W 93-59
3/1/00 A W 92-78
▲ 3/9/00 N W 94-63
1/7/01 H W 115-74
2/7/01 A W 81-64
12/2/01 H W 96-80
2/2/02 A W 98-88
1/5/03 A W 89-71
2/9/03 H W 65-55
1/3/04 A W 73-54
2/8/04 H W 81-55
1/2/05 H W 62-54
1/14/06 A W 87-77
1/25/07 H W 68-66
2/22/07 A W 71-66
1/19

Colorado State
Duke leads 2-0
 ■ 3/20/03 N W 67-57
 12/7/11 H W 87-64

Columbia
Duke leads 2-1
 12/27/51 N L 58-66
 11/23/99 H W 99-52
 11/12/06 H W 86-43

Connecticut
Duke leads 5-4
 ■ 3/14/63 N W 101-54
 12/14/76 (OT) N W 64-62
 ■ 3/24/90 (OT) N W 79-78
 ■ 3/22/91 N W 81-67
 11/29/94 N L 86-90
 ■ 3/29/99 N L 74-77
 11/12/99 N L 66-71
 ■ 4/3/04 N L 78-79
 11/27/09 N W 68-59

Cornell
Duke leads 5-0
 11/30/74 H W 100-62
 1/26/87 H W 85-59
 12/29/88 H W 94-59
 1/6/08 H W 81-67
 12/19/12 H W 88-47

Creighton
Duke leads 1-0
 ■ 3/24/13 N W 66-50

Davidson
Duke leads 89-17
 1909 W 22-8
 12/17/15 A L 23-27
 2/15/16 H W 38-22
 1917 W 32-26
 1918 W 30-24
 2/18/19 H L 19-20
 2/7/22 H W 24-18
 2/13/22 A L 27-32
 1923 W 39-27
 1924 W 40-30
 1/9/25 A L 25-27
 1925 A L 22-39
 1925 H L 18-22
 1/8/26 L 31-32
 1926 W 32-30
 1927 W 39-24
 1927 L 42-49
 1/11/28 W 46-27
 2/22/28 W 51-33
 1929 L 40-47
 1929 W 33-25
 1930 W 33-30
 1930 W 45-21
 1931 W 27-18
 1931 W 31-17
 1/29/32 H W 21-6
 2/1/32 A W 33-20
 1/9/33 A W 58-14
 2/7/33 H W 44-28
 1/8/34 A W 40-35
 2/12/34 H W 57-26
 1/2/35 N W 39-35
 2/12/35 H W 35-34
 1/8/36 A W 46-24
 2/13/36 H W 36-33
 1/6/37 A W 40-34
 2/2/37 H W 32-27
 1/5/38 A L 22-40
 2/8/38 H W 52-28
 1/5/39 A L 39-41
 2/8/39 H L 40-42
 1/4/40 A W 51-28
 2/6/40 H W 47-30
 1/6/41 N W 57-33
 1/7/42 A W 75-40
 2/4/42 H W 73-37
 1/7/43 A W 60-50
 12/14/45 H W 50-23

1/5/46 A W 55-27
 1/7/47 A W 55-48
 2/7/47 H W 61-47
 1/6/48 A L 42-44
 3/5/48 N W 53-37
 12/17/49 A W 58-41
 1/29/49 H W 57-51
 12/15/49 A W 66-49
 1/27/50 H W 69-59
 1/29/51 H W 90-68
 2/12/51 A W 94-73
 12/18/51 H W 88-49
 2/26/52 A W 58-50
 12/16/52 H W 94-65
 2/23/53 A W 99-72
 12/15/53 H W 78-37
 12/14/54 A W 107-75
 12/5/61 H W 117-72
 12/1/62 H W 76-68
 12/18/62 A L 69-72
 2/15/64 H W 82-75
 1/3/68 H W 89-84
 2/19/69 (OT) A L 80-88
 2/18/70 (OT) A W 79-76
 2/16/71 N W 64-55
 2/16/72 A L 72-74
 1/17/73 A W 78-75
 1/30/74 H W 89-72
 1/29/75 A W 113-76
 1/27/76 H W 94-79
 1/5/77 A W 102-51
 2/11/78 H W 104-88
 1/2/79 A W 77-59
 12/29/81 H L 73-75
 12/14/82 H W 63-60
 12/3/83 A W 90-63
 12/17/84 H W 82-65
 12/18/85 A W 69-52
 12/8/86 H W 95-65
 12/9/87 A W 105-71
 1/5/89 H W 101-53
 12/21/89 A W 89-44
 2/13/91 H W 74-39
 12/11/96 H W 85-58
 11/20/97 H W 100-65
 11/17/98 N W 94-61
 12/21/99 H W 109-65
 12/5/00 H W 102-60
 1/2/02 N W 106-71
 11/25/02 H W 95-80
 12/29/03 H W 88-54
 11/22/04 N W 74-61
 11/19/05 H W 84-55
 11/25/06 H W 75-47
 12/1/07 A W 79-73
 1/7/09 H W 79-67
 11/18/11 H W 82-69
 1/2/13 N W 67-50

Dayton
Duke leads 5-1
 12/30/59 N L 63-71
 12/19/69 N W 72-67
 12/22/70 A W 70-64
 ● 3/20/71 N W 68-60
 12/23/71 H W 68-66
 12/29/02 H W 85-74

Delaware
Duke leads 2-0
 12/19/95 H W 79-73
 12/1/12 H W 88-50

Delaware State
Duke leads 1-0
 ■ 3/18/05 N W 57-46

DePaul
Duke leads 4-0
 ■ 3/21/86 N W 74-67
 12/21/92 N W 89-73
 2/24/99 A W 96-64
 12/4/99 (OT) H W 84-83

Detroit
Duke leads 2-0
 12/20/80 H W 111-71
 11/22/03 H W 67-56

Drake
Duke leads 1-0
 12/28/89 N W 101-77

Drexel
Duke leads 1-0
 11/23/05 N W 78-68

Duquesne
Duke leads 5-1
 2/10/43 H W 55-41
 12/15/61 N L 61-66
 2/10/75 H W 80-73
 1/31/77 A W 76-49
 12/28/77 N W 74-65
 11/28/09 H W 95-72

East Carolina
Duke leads 20-0
 12/15/69 H W 80-65
 12/11/71 H W 71-62
 12/12/72 H W 108-74
 12/1/73 H W 82-69
 12/4/74 H W 79-73
 12/10/75 H W 93-74
 12/29/76 N W 88-65
 1/28/78 H W 105-82
 12/8/79 H W 92-73
 12/22/81 H W 70-57
 11/27/82 H W 70-65
 12/10/83 H W 80-64
 1/9/85 H W 87-63
 12/2/85 H W 98-66
 12/3/86 H W 103-65
 11/30/87 H W 94-45
 11/30/88 H W 95-46
 2/14/90 H W 84-51
 11/26/90 H W 125-82
 11/25/91 H W 103-75

East Tennessee State
Duke trails 0-1
 12/14/68 H L 63-71

Eastern Kentucky
Duke leads 1-0
 11/25/07 H W 78-43

Eastern Michigan
Duke trails 0-1
 ■ 3/14/96 N L 60-75

Elon
Duke leads 15-5
 12/13/11 W 47-12
 1913 H W 46-12
 1913 H W 30-15
 12/15/13 A L 23-25
 1915 L 16-17
 1915 L 16-18
 1/20/16 H W 37-22
 2/19/16 A L 19-23
 1917 W 33-21
 1917 W 33-29
 1918 W 22-11
 1918 W 40-27
 2/14/19 A W 12-5
 1920 W
 2/6/22 A L 29-30
 1924 W 33-24
 1924 W 34-19
 1/2/36 H W 58-42
 12/20/10 H W 98-72
 12/20/12 H W 76-54

Emory & Henry
Duke leads 2-0
 1913 H W 36-15
 1918 W 75-27

Fairfield
Duke leads 3-0
 11/14/98 H W 98-66
 1/2/03 H W 86-58
 1/6/04 H W 99-58

Florida
Duke leads 12-4
 2/8/21 H W 49-21
 2/20/22 (OT) A L 30-33
 2/27/32 N W 33-22
 12/18/34 A W 55-27
 12/19/34 A L 21-40
 2/14/36 H W 42-31
 12/16/37 A W 33-25
 12/17/37 A W 37-33
 12/17/46 N W 44-37
 12/21/60 N W 83-64
 12/1/61 H W 80-58
 12/27/73 N L 60-77
 12/29/87 N W 93-70
 ■ 4/2/94 N W 70-65
 12/9/98 H W 116-86
 ■ 3/24/00 N L 78-87

Florida A&M
Duke leads 1-0
 ■ 3/12/99 N W 99-58

Florida Gulf Coast
Duke leads 1-0
 11/18/12 H W 88-67

Florida State
Duke leads 32-9
 1/3/55 H W 97-75
 1/6/92 H W 86-70
 1/30/92 A W 75-62
 1/24/93 (OT) A L 88-89
 2/24/93 H W 98-75
 1/22/94 H W 106-79
 2/23/94 A W 84-72
 1/21/95 A L 75-78
 2/22/95 H W 72-67
 1/20/96 H W 85-65
 2/22/96 A W 93-87
 12/5/96 (OT) H W 72-66
 2/15/97 A W 89-79
 1/10/98 A W 75-63
 2/10/98 H W 86-72
 1/16/99 H W 98-73
 2/17/99 A W 85-59
 1/16/00 A W 85-54
 2/16/00 H W 101-68
 1/4/01 A W 99-72
 2/4/01 H W 100-58
 1/6/02 A L 76-77
 2/7/02 H W 80-49
 2/2/03 A L 70-75
 3/6/03 H W 72-56
 1/29/04 H W 56-49
 2/29/04 A W 70-65
 1/22/05 A W 88-56
 2/4/06 (OT) H W 97-96
 3/1/06 A L 74-79
 2/4/07 H L 67-68
 1/16/08 A W 70-57
 1/10/09 A W 66-58
 3/3/09 H W 84-81
 ▲ 3/15/09 N W 79-69
 1/27/10 H W 70-56
 1/12/11 A L 61-66
 1/21/12 H L 73-76
 2/23/12 A W 74-66
 ▲ 3/10/12 N L 59-62
 2/2/13 A W 79-60

*At Cameron Indoor: Duke leads 17-2
 At Leon Co. Civic Center: Duke leads 14-6
 In ACC Tournament: Series tied 1-1
 Longest Duke win streak: 13 (2/22/95-2/4/01)
 Longest FSU win streak: 2 (three times)
 Biggest Duke win: 100-58 (2/4/01)
 Biggest Duke loss: 70-75 (2/20/03); 74-79 (3/1/06);
 61-66 (1/12/11)
 Since Joining the ACC - 1991-92: 31-9
 Duke under Mike Krzyzewski: 30-8*

Fresno State
Duke leads 1-0
 11/27/98 N W 93-82

Furman
Duke leads 6-1
 1910 W 85-5
 1924 W 32-29
 1926 W 28-18
 1/6/33 H W 31-28
 12/11/52 N L 72-73
 12/2/53 H W 110-76
 12/14/65 H W 102-67

Gardner-Webb
Duke leads 1-0
 12/15/09 H W 113-68

George Mason
Duke leads 3-0
 1/19/81 H W 60-51
 1/3/83 H W 90-79
 12/9/06 H W 69-53

George Washington
Duke leads 14-13
 1926 L 32-42
 12/17/32 A W 35-34
 12/21/40 A L 38-48
 1/16/41 H L 44-37
 1/10/42 H W 38-37
 2/21/42 A L 53-55
 1/11/43 H L 53-66
 2/19/43 A W 64-61
 3/6/43 N L 40-56
 1/16/47 H W 52-46
 2/22/47 A L 49-51
 1/14/48 H L 47-48
 3/4/48 N W 54-51
 2/9/49 A L 49-51
 2/11/50 (2OT) A L 55-62
 2/18/50 H W 55-52
 12/22/50 A W 70-67
 2/5/51 H W 85-70
 12/21/51 A W 98-76
 2/2/52 H W 89-74
 12/22/52 A L 87-113
 2/9/53 H W 83-80
 2/6/54 H L 71-76
 1/31/55 A L 73-92
 2/25/56 H W 90-71
 12/6/94 H W 103-73
 ■ 3/18/06 N W 74-61

Georgetown
Series tied 7-7
 1913 A L 22-31
 1917 W 36-24
 1928 L 40-55
 1929 L 33-48
 12/17/31 A L 26-36
 12/16/32 A W 35-30
 ■ 3/26/89 N W 85-77
 12/5/90 A L 74-79
 1/8/03 H W 93-86
 1/24/04 A W 85-66
 1/21/06 A L 84-87
 12/2/06 H W 61-52
 1/17/09 H W 76-67
 1/30/10 A L 77-89

Georgetown (Ky.)
Duke leads 1-0
 12/8/41 H W 37-31

Georgia
Duke trails 2-3
 1922 A L 19-29
 1928 W 49-44
 1929 L 22-24
 1929 N W 43-37
 2/29/32 N L 32-43

Georgia Southern
Duke leads 2-0

11/13/06	H	W	72-48
11/11/09	H	W	97-54

Georgia State
Duke leads 1-0

11/9/12	H	W	74-55
---------	---	---	-------

Georgia Tech
Duke leads 66-23

2/15/22	A	L	16-17
3/1/30	N	W	44-35
2/13/40	A	L	35-41
1/18/46	A	W	54-39
2/12/46	H	W	73-51
2/15/47	A	W	64-54
2/16/48	A	W	60-55
2/12/49	H	W	53-42
12/10/55	H	W	87-66
11/30/56	A	W	71-61
12/1/59	H	L	49-59
12/19/60	A	W	61-48
1/27/73	A	L	86-88
2/16/74	H	W	70-60
2/22/75	H	W	107-86
1/9/76	A	W	91-71
1/7/80	H	W	55-42
1/21/80	A	W	56-49
2/4/81	A	W	82-68
2/21/81	H	W	83-56
2/3/82	H	W	47-46
2/20/82	A	L	78-87
2/9/83	A	L	66-67
2/26/83	H	W	106-81
1/30/84	A	W	69-68
2/25/84	H	L	56-58
▲ 3/9/84 (OT)	N	W	67-63
2/6/85	A	L	71-81
2/23/85	H	W	67-62
▲ 3/9/85	N	L	64-75
1/21/86	A	L	80-87
2/9/86	H	W	75-59
▲ 3/9/86	N	W	68-67
1/29/87	A	L	66-75
2/21/87	H	L	72-79
2/3/88	H	W	78-65
2/28/88	A	L	87-91
2/2/89	A	L	76-81
2/20/89	H	W	91-66
1/11/90	A	W	96-91
1/28/90	H	W	88-86
▲ 3/10/90	N	L	72-83
1/9/91	H	W	98-57
1/30/91	A	W	77-75
1/11/92	H	W	97-84
2/12/92	A	W	71-62
▲ 3/14/92	N	W	89-76
1/10/93	A	L	79-80
2/10/93	H	W	73-63
▲ 3/12/93	N	L	66-69
1/8/94	H	W	88-71
2/8/94	A	W	66-63
12/30/94	N	W	76-69
1/7/95	A	L	69-76
2/9/95	H	W	77-70
1/7/96	H	L	81-86
2/7/96 (OT)	A	L	71-73
1/5/97	A	W	66-56
2/2/97	H	W	70-61
2/1/98	H	W	90-69
2/25/98	A	W	76-53
1/6/99	H	W	99-58
2/6/99	A	W	87-79
1/13/00	H	W	82-57
2/12/00	A	W	84-65
1/20/01	A	W	98-77
2/21/01	H	W	98-54
1/10/02	H	W	104-79
2/9/02	A	W	95-63
1/25/03	H	W	91-71
2/26/03	A	W	77-58
1/31/04	A	W	82-74
3/3/04	H	L	68-76
▲ 3/13/04	N	W	85-71

2/5/05	H	W	82-65
2/23/05	A	W	60-56
▲ 3/13/05	N	W	69-64
2/22/06	A	W	73-66
1/10/07	A	L	63-74
2/18/07	H	W	71-62
2/27/08	H	W	71-58
▲ 3/14/08	N	W	82-70
1/14/09	A	W	70-56
1/9/10	A	L	67-71
2/4/10	H	W	86-67
▲ 3/14/10	N	W	65-61
2/20/11	H	W	79-57
1/7/12	*A	W	81-74
1/17/13	H	W	73-57

At Cameron Indoor: Duke leads 32-5
At Alexander Memorial Coliseum: Duke leads 20-13
*At Phillips Arena: Duke leads 1-0
In ACC Tournament: Duke leads 7-3
Longest Duke win streak: 15 (1/5/97-1/31/04)
Longest GT win streak: 2 (several times)
Biggest Duke win: 98-54 (2/21/01)
Biggest Duke loss: 72-83 (3/10/90); 64-75 (3/9/85)
Since Joining the ACC - 1979-80: 54-19
Duke under Mike Krzyzewski: 51-18

Gonzaga
Duke leads 2-0

12/21/06	N	W	61-54
12/19/09	N	W	76-41

Guilford
Duke leads 17-3

1907	W	20-1	
1910	L	8-25	
2/1/12	W	14-12	
2/14/14	A	L	8-35
1914	H	W	24-15
1915	W	43-25	
1915	W	58-36	
2/29/16	H	W	61-28
1918	W	40-32	
1918	W	28-21	
2/6/19	H	W	47-19
2/15/19	A	W	27-18
1920	W		
1920	W		
1921	H	W	
2/9/22	H	W	38-24
1923	W	45-32	
1924	W	30-17	
1/12/25	H	W	34-22
2/1/26	L	30-35	

Hampton-Sydney
Duke leads 6-0

12/16/39	A	W	59-28
12/11/44	H	W	50-25
12/12/46	H	W	61-51
12/15/47	H	W	59-45
12/10/48	A	W	58-50
12/6/49	H	W	74-59

Hampton
Duke leads 1-0

■ 3/19/11	N	W	87-45
-----------	---	---	-------

Harvard
Duke leads 10-0

12/30/72	H	W	102-76
2/8/84	A	W	89-86
2/4/85	H	W	82-53
1/27/86	H	W	89-52
2/10/87	A	W	98-86
12/21/87	H	W	121-62
2/14/89	A	W	98-59
11/25/89	H	W	130-54
12/19/90	A	W	103-61
11/30/91	H	W	118-65

Hawaii
Duke leads 1-0

12/30/89	N	W	87-75
----------	---	---	-------

High Point
Duke leads 3-0

12/10/35	A	W	50-22
12/13/37	A	W	36-33
12/4/46	A	W	44-29

Holy Cross
Duke leads 2-0

1/27/82	N	W	66-60
12/6/06	H	W	57-45

Illinois
Duke leads 5-2

11/29/86	N	L	62-69
12/3/94	N	W	70-65
12/2/95	H	L	65-75
11/30/99	N	W	72-69
11/28/00	N	W	78-77
■ 3/26/04	N	W	72-62
11/20/07	N	W	79-66

Illinois-Chicago
Duke leads 1-0

12/14/04	H	W	88-55
----------	---	---	-------

Indiana
Duke leads 4-3

■ 3/20/87	N	L	82-88
■ 4/4/92	N	W	81-78
11/24/95	N	W	70-64
11/27/96	N	L	69-85
■ 3/21/02	N	L	73-74
11/30/05	A	W	75-67
11/28/06	H	W	54-51

Iowa
Duke leads 7-1

12/31/68	N	W	85-82
■ 3/16/91	N	W	85-70
■ 3/21/92	N	W	75-62
1/16/93	H	W	65-56
12/22/93	A	W	79-76
12/27/94	N	L	71-81
11/25/95	N	W	88-81
11/27/01	N	W	80-62

Iowa State
Duke leads 1-0

1/6/10	N	W	86-65
--------	---	---	-------

Johns Hopkins
Duke leads 3-0

11/29/75	H	W	103-72
11/30/76	H	W	85-66
11/26/77	H	W	95-49

Kansas
Duke leads 7-2

12/1/85	N	W	92-86
■ 3/29/86	N	W	71-67
2/20/88 (OT)	A	W	74-70
■ 4/2/88	N	L	59-66
2/18/89	H	W	102-77
■ 4/1/91	N	W	72-65
■ 3/19/00	N	W	69-64
■ 3/27/03	N	L	65-69
3/23/11	N	W	68-61

Kansas State
Duke leads 1-0

11/23/10	N	W	82-68
----------	---	---	-------

Kent State
Duke leads 2-0

12/28/74	N	W	83-65
12/19/06	H	W	79-72

Kentucky
Duke trails 9-11

3/3/30	N	W	37-32
1931	N	L	30-35
2/6/32	A	L	30-37
12/21/53	N	L	69-85
2/1/56	A	L	76-81
12/18/56	H	W	85-84
12/2/57	A	L	74-78
12/8/58	H	L	64-78
12/31/63	N	L	79-81
■ 3/18/66	N	L	79-83
12/20/69	N	L	76-98
■ 3/27/78	N	L	88-94
11/17/79 (OT)	N	W	82-76
■ 3/13/80	A	W	55-54
11/19/88	N	W	80-55
■ 3/28/92 (OT)	N	W	104-103
■ 3/22/98	N	L	84-86
12/22/98	N	W	71-60
12/18/01 (OT)	N	W	95-92
11/13/12	N	W	75-68

Louisville
Duke leads 5-4

12/31/58	N	W	57-54
12/8/61	H	W	86-56
12/15/62	A	W	76-75
2/18/79	N	W	88-72
1/2/82	A	L	61-99
1/12/83	H	L	76-91
■ 3/31/86	N	L	69-72
11/24/12	N	W	76-71
■ 3/31/13	N	L	63-85

Loyola (Md.) College
Duke leads 2-0

1/4/84	H	W	92-68
12/31/09	H	W	92-51

Loyola (Ill.) University
Series tied 1-1

1930	H	W	30-27
■ 3/22/63	N	L	75-94

Lynchburg
Duke leads 2-0

1926	W	36-31
1926	W	29-27

Marquette
Duke leads 6-2

12/30/60	N	W	86-73
1/28/79	H	W	69-64
2/10/80	N	L	77-80
11/14/90	H	W	87-74
■ 3/24/94	N	W	59-49
11/21/06	N	L	62-73
11/21/07	N	W	77-73
11/22/10	N	W	82-77

Lafayette
Duke leads 1-0

1/10/77	H	W	93-77
---------	---	---	-------

Lamar
Duke leads 2-0

11/21/85	N	W	66-62
■ 3/17/00	N	W	82-55

Lehigh
Duke leads 4-1

1/4/41	H	W	66-30
1/9/78	H	W	105-63
12/29/90	H	W	97-67
12/2/96	H	W	103-51
■ 3/16/12	N	L	70-75

Lenoir
Duke leads 1-0

1923	W	49-20
------	---	-------

Liberty
Duke leads 1-0

11/28/03	N	W	76-47
----------	---	---	-------

Long Beach State
Duke leads 2-0

1/5/79	N	W	79-78
12/29/09	H	W	84-63

Long Island
Duke trails 0-1

1/1/44 (OT)	A	L	57-59
-------------	---	---	-------

Louisiana-Lafayette (SW Louisiana St.)
Duke leads 1-0

2/11/67	H	W	94-83
---------	---	---	-------

Louisiana-Monroe
Duke leads 1-0

■ 3/14/91	N	W	102-73
-----------	---	---	--------

Louisiana State
Duke leads 5-2

2/28/30	N	W	43-34
12/3/60 (OT)	H	W	80-74
12/20/74	N	L	95-105
2/10/91	H	W	88-70
2/8/92	A	W	77-67
12/22/92	N	W	96-67
■ 3/23/06	N	L	54-62

Louisville
Duke leads 5-4

12/31/58	N	W	57-54
12/8/61	H	W	86-56
12/15/62	A	W	76-75
2/18/79	N	W	88-72
1/2/82	A	L	61-99
1/12/83	H	L	76-91
■ 3/31/86	N	L	69-72
11/24/12	N	W	76-71
■ 3/31/13	N	L	63-85

Loyola (Md.) College
Duke leads 2-0

1/4/84	H	W	92-68
12/31/09	H	W	92-51

Loyola (Ill.) University
Series tied 1-1

1930	H	W	30-27
■ 3/22/63	N	L	

1/8/58	A	L	49-74
2/21/58	H	W	68-59
▲ 3/7/58 (OT)	N	L	65-61
1/7/59	A	L	33-64
1/17/59	H	W	78-69
1/16/60	H	L	48-56
2/18/60	A	L	61-71
1/14/61	H	W	70-62
2/16/61	A	L	71-76
1/13/62	H	W	84-68
2/13/62	A	W	79-53
▲ 3/1/62	N	W	71-58
12/8/62	H	W	92-56
2/19/63	A	W	76-70
2/8/64	A	W	104-72
2/22/64	H	W	84-63
2/1/65	H	W	82-64
2/23/65	A	L	82-85
1/13/66	H	W	76-61
2/19/66	A	W	74-69
1/14/67 (OT)	A	W	72-69
2/18/67	H	W	81-58
1/13/68	A	W	84-52
2/6/68	H	W	85-64
1/11/69	H	W	96-85
2/10/69	A	W	93-83
1/28/70	A	L	50-52
2/21/70	H	W	87-76
2/6/71	H	L	79-88
2/13/71	A	W	70-67
2/5/72	A	L	58-77
2/26/72	H	W	68-59
2/3/73	H	W	85-81
2/24/73	A	L	68-96
2/2/74	A	L	83-104
2/23/74	H	L	61-64
▲ 3/7/74	N	L	66-85
1/8/75	A	L	77-83
2/8/75	H	L	80-104
2/7/76	A	L	91-102
2/21/76	H	W	69-67
▲ 3/4/76 (OT)	N	L	78-80
2/5/77 (OT)	H	L	64-65
2/19/77	A	L	72-85
1/4/78	A	W	88-78
2/18/78	H	W	81-70
▲ 3/2/78	N	W	81-69
2/3/79	H	W	87-78
2/16/79	A	L	68-70
2/2/80	A	L	82-101
2/16/80	H	W	66-61
▲ 3/1/80	N	W	73-72
1/10/81	A	L	79-94
2/7/81	H	W	55-54
▲ 3/5/81	N	L	53-56
1/9/82	H	L	36-40
2/6/82	A	L	60-77
1/15/83	A	W	86-67
2/21/83	H	L	90-101
1/14/84	H	L	75-81
2/11/84	A	W	89-84
▲ 3/11/84	N	L	62-74
1/14/85 (OT)	A	L	76-78
2/9/85	H	W	70-62
▲ 3/8/85	N	W	86-73
1/4/86	A	W	81-75
1/25/86	H	W	80-68
1/14/87	A	W	85-61
2/7/87	H	W	76-67
1/16/88	H	L	69-72
2/13/88	A	W	90-83
1/14/89	A	W	82-72
2/11/89	H	W	86-60
1/13/90	H	W	91-80
2/10/90 (OT)	A	W	114-111
▲ 3/9/90	N	W	104-84
1/12/91	A	W	94-78
2/9/91	H	W	101-81
1/8/92	A	W	83-66
2/20/92	H	W	91-89
▲ 3/13/92	N	W	94-87
1/30/93	A	W	78-62
3/3/93	H	W	95-79
1/29/94	H	W	75-62
3/2/94	A	W	73-69

1/28/95	A	L	72-74
3/1/95	H	L	92-94
1/28/96	H	W	83-73
2/28/96	A	W	77-75
▲ 3/8/96	N	L	69-82
1/26/97	A	L	70-74
2/27/97	H	W	81-69
1/3/98	A	W	104-72
1/29/98	H	W	86-59
1/3/99	A	W	82-64
2/3/99	H	W	95-77
1/9/00	A	W	80-70
2/9/00	H	L	87-98
▲ 3/12/00	N	W	81-68
1/27/01 (OT)	A	W	98-96
2/27/01	H	L	80-91
▲ 3/10/01	N	W	84-82
■ 3/31/01	N	W	95-84
1/17/02	H	W	99-78
2/17/02	A	L	73-87
1/18/03	A	L	72-87
2/19/03	H	W	75-70
1/21/04	A	W	68-60
2/22/04	H	W	86-63
▲ 3/14/04 (OT)	N	L	87-95
1/26/05	H	L	66-75
2/12/05 (OT)	A	L	92-99
1/11/06	H	W	76-52
2/11/06	A	W	96-88
2/11/07	A	L	60-72
2/28/07	H	L	77-85
1/27/08	A	W	93-84
2/13/08	H	W	77-65
1/24/09	H	W	85-44
2/25/09	A	W	78-67
▲ 3/14/09	N	W	67-61
2/13/10	H	W	77-56
3/3/10	A	L	72-79
1/9/11	H	W	71-64
2/21/11	A	W	80-62
▲ 3/11/11	N	W	87-71
1/25/12	A	W	74-61
2/11/12	H	W	73-55
1/26/13	H	W	84-64
2/16/13	A	L	81-83
▲ 3/15/13	N	L	74-83

Massachusetts
Duke leads 1-0
 12/12/83 H W 88-56

Memphis
Duke leads 1-0
 11/25/05 N W 70-67

Mercer
Duke leads 3-1
 1924 W 29-25
 1924 L 18-31
 1929 W 47-43
 12/21/97 H W 126-64

Miami (Fla.)
Duke leads 16-4
 12/21/62 A L 69-71
 2/19/86 H W 104-82
 12/22/86 A W 74-67
 1/6/88 H W 107-69
 12/10/88 A W 117-102
 1/19/05 A W 92-83
 3/3/05 H W 83-59
 2/19/06 H W 92-71
 ▲ 3/10/06 N W 80-76
 1/14/07 A W 85-63
 2/2/08 H W 88-73
 2/20/08 A L 95-96
 2/7/09 (OT) H W 78-75
 2/17/10 A W 81-74
 ▲ 3/13/10 N W 77-74
 1/2/11 H W 74-63
 2/13/11 A W 81-71
 2/5/12 (OT) H L 74-78
 1/23/13 A L 63-90
 3/2/13 H W 79-76
At Cameron Indoor: Duke leads 8-1
At BankUnited Center: Duke leads 4-2
In ACC Tournament: Duke leads 2-0
Longest Duke win streak: 9 (2/19/86-2/2/08)
Longest Miami win streak: 2 (2/5/12-1/23/13)
Biggest Duke win: 107-69 (1/6/88)
Biggest Duke loss: 63-90 (1/23/13)
Since Joining the ACC - 2004-05: 12-3
Duke under Mike Krzyzewski: 16-3

Miami (Ohio)
Duke leads 1-0
 11/16/10 H W 79-45

Michigan
Duke leads 21-8
 12/21/63 A L 67-83
 ■ 3/20/64 N W 91-80
 12/5/64 H L 79-86
 12/21/65 (OT) N W 100-93
 12/3/66 H W 96-75
 12/6/68 A W 93-72
 12/9/68 H L 80-90
 12/10/69 A W 73-68
 12/7/70 H W 95-74
 12/9/89 (OT) A L 108-113
 12/8/90 H W 75-68
 12/14/91 (OT) A W 88-85
 ■ 4/6/92 N W 71-51
 12/5/92 H W 79-68
 12/11/93 A W 73-63
 12/10/94 H W 69-59
 12/9/95 A L 84-88
 12/8/96 H L 61-62
 12/13/97 A L 73-81
 12/12/98 H W 108-64
 12/11/99 A W 104-97
 12/9/00 H W 104-61
 12/8/01 A W 104-83
 12/7/02 H W 81-59
 12/8/07 H W 95-67
 11/21/09 N W 71-56
 12/6/09 A L 73-81
 ■ 3/20/11 N W 73-71
 11/22/11 N W 82-75

Michigan State
Duke leads 8-2
 12/29/58 N L 57-82
 ■ 3/20/94 N W 85-74
 12/2/98 N W 73-67
 ■ 3/27/99 N W 68-62
 12/3/03 A W 72-50
 11/30/04 H W 81-74
 ■ 3/25/05 N L 68-78
 12/11/10 H W 84-79
 11/15/11 N W 74-69
 ■ 3/29/13 N W 71-61

Milligan
Duke trails 0-1
 12/10/43 H L 40-46

Minnesota
Duke leads 2-1
 12/28/54 N L 73-79
 ■ 3/24/89 N W 87-70
 11/22/12 N W 89-71

Mississippi State
Duke trails 1-2
 1/12/37 H L 29-33
 1/3/38 H L 23-25
 ■ 3/20/05 N W 63-55

Mississippi Valley State
Duke leads 1-0
 ■ 3/13/86 N W 85-78

Missouri
Duke leads 2-0
 11/25/97 N W 82-59
 ■ 3/17/01 N W 94-81

Missouri St.
Duke leads 1-0
 ■ 3/19/99 N W 78-61

Monmouth
Duke leads 2-0
 12/28/95 H W 69-53
 ■ 3/15/01 N W 95-52

Montana
Duke leads 1-0
 11/23/09 H W 78-58

Murray State
Duke leads 1-0
 ■ 3/14/97 N W 71-68

Navy
Duke leads 29-13
 1929 L 38-49
 1930 A W 47-29
 1931 W 41-27
 1/15/32 A L 25-36
 1/17/33 A L 22-44
 1/13/34 A W 29-23
 3/6/35 (OT) A L 38-44
 1/9/37 A W 33-29
 1/8/38 A L 30-43
 1/14/39 A W 44-37
 1/10/40 A W 40-27
 2/8/41 H L 32-34
 1/17/42 A W 41-31
 1/14/43 A W 45-44
 2/20/43 A W 58-48
 1/29/44 A L 42-45
 1/27/45 A L 43-54
 1/26/46 A L 40-51
 2/1/47 H L 48-61
 2/14/48 A L 46-56
 2/2/49 A W 55-42
 2/4/50 H W 68-53
 2/17/51 A L 60-85
 2/9/52 (OT) A W 70-68
 1/31/53 H W 78-73
 12/30/53 N W 98-83
 1/30/54 A W 82-65
 2/12/55 A W 71-56
 2/18/56 H W 93-70
 2/2/57 (OT) A L 69-71
 2/19/58 A W 77-63
 2/14/59 H W 64-63
 2/19/59 N W 76-71
 2/16/60 A W 58-48
 1/3/61 N W 78-63
 2/18/61 A W 75-73
 2/17/62 H W 91-72
 1/9/63 A W 85-70
 2/1/64 H W 121-63
 12/10/64 (OT) N W 93-87
 12/30/83 N W 90-79
 ■ 3/23/86 N W 71-50

New Hampshire
Duke leads 1-0
 12/29/82 H W 84-48

New Mexico State
Duke leads 1-0
 11/12/07 H W 86-61

New Orleans
Duke leads 1-0
 12/28/80 N W 77-63

New York University
Series tied 5-5
 1/9/47 (2OT) A L 61-64
 1/8/48 A L 56-77
 2/4/49 H W 73-44
 1/12/50 N L 64-80
 2/3/51 H L 73-79
 1/10/52 N W 74-72
 2/5/53 H W 89-82
 1/4/58 A W 67-60
 ■ 3/12/60 N L 59-74
 ■ 3/15/63 N W 81-76

Newberry
Duke leads 1-0
 1923 W 40-33

North Carolina
Duke trails 104-132
 1/24/20 H L 25-36
 3/1/20 A W 19-18
 1/26/21 H W 25-22
 2/23/21 H L 12-44
 3/5/21 N L 19-55
 2/4/22 A L 22-38
 3/7/22 H L 23-29
 2/3/23 H L 19-20
 2/17/23 A L 32-35
 1/31/24 A L 20-31
 2/19/24 H L 20-23
 1/24/25 A L 18-34
 1/23/26 A L 22-38
 2/20/26 H L 21-44
 1/31/27 H L 33-40
 2/22/27 A L 21-35
 2/4/28 A L 14-27
 2/11/28 H L 23-32
 2/2/29 H W 36-20
 2/16/29 A L 24-27
 3/2/29 N W 34-17
 2/1/30 A W 35-14
 2/15/30 H W 37-36
 1/31/31 H W 30-18
 2/14/31 A W 34-23
 1/30/32 A L 20-37
 2/13/32 H W 24-18
 1/31/33 H W 36-32
 2/11/33 A W 31-24
 2/3/34 A L 21-25
 2/16/34 H L 25-30
 3/2/34 N W 21-18
 2/5/35 H W 33-27
 2/16/35 A L 20-24
 2/6/36 (OT) A W 36-34
 2/21/36 H L 28-30
 2/12/37 A L 35-41
 2/25/37 H L 32-37
 3/4/37 N L 30-34
 2/12/38 A L 24-34
 2/25/38 H W 39-33
 2/10/39 A L 32-37
 2/24/39 H W 41-38
 2/10/40 A W 50-44
 2/22/40 H L 27-31
 3/2/40 N L 23-39
 2/7/41 A L 33-51
 2/20/41 H W 35-33
 2/27/41 N W 38-37
 2/7/42 A W 52-40
 2/27/42 (OT) H W 41-40
 2/6/43 A W 51-39
 2/26/43 H W 43-24

1/18/43	H	L	33-37
2/5/44	A	W	41-40
2/10/44	H	L	30-39
2/26/44	N	W	44-27
1/20/45	A	W	50-41
2/14/45	H	L	38-50
2/24/45	N	L	38-49
1/9/46 (OT)	A	W	51-46
2/16/46	H	L	44-54
2/11/47	A	L	28-49
2/28/47	H	L	47-57
2/7/48	A	L	42-48
2/27/48	H	W	56-45
2/5/49	A	L	34-64
2/25/49	H	L	40-64
12/29/49	N	L	52-59
2/17/50	A	L	55-58
2/24/50	H	L	46-64
12/29/50	N	W	71-63
2/2/51	A	L	68-71
2/23/51	H	W	84-72
12/5/51	H	W	77-59
2/1/52	A	W	73-66
2/29/52	H	W	94-64
2/6/53	A	W	95-89
2/27/53	H	W	83-58
2/4/54	H	W	63-47
2/20/54	A	W	67-63
12/29/54	N	L	52-65
2/4/55	A	W	91-68
2/25/55	H	W	96-74
12/30/55	N	L	64-74
2/4/56	H	W	64-59
2/24/56	A	L	65-73
12/28/56	N	L	71-87
2/9/57	A	L	73-75
3/1/57	H	L	72-86
12/27/57	N	L	62-76
2/8/58	A	W	91-75
2/28/58	H	W	59-46
2/6/59	H	L	80-89
2/28/59	A	L	62-72
▲ 3/6/59	N	L	71-74
12/29/59	N	L	53-75
2/13/60	A	L	58-84
2/27/60	H	L	50-75
▲ 3/4/60	N	W	71-69
12/31/60	N	L	71-76
2/4/61	H	W	81-77
2/25/61 (OT)	A	L	66-69
2/3/62	H	W	79-57
2/24/62	A	W	82-74
2/2/63	A	W	77-69
2/23/63	H	W	106-93
1/11/64	H	W	84-64
2/29/64	A	W	104-69
▲ 3/8/64	N	W	65-49
1/9/65	H	L	62-65
2/27/65	A	L	66-71
1/8/66	A	W	88-77
2/26/66	H	W	77-63
▲ 3/4/66	N	W	21-20
1/7/67	H	L	56-59
3/4/67	A	L	79-92
▲ 3/11/67	N	L	73-83
1/6/68	A	L	72-75
3/2/68 (3OT)	H	W	87-86
1/4/69	A	L	70-94
3/1/69	H	W	87-81
▲ 3/8/69	N	L	74-85
1/10/70	A	L	78-86
2/28/70	H	W	91-83
12/19/70	N	L	81-83
1/9/71	A	L	74-79
3/6/71	H	W	92-83
● 3/25/71	N	L	67-73
1/22/72	H	W	76-74
3/4/72	A	L	69-93
▲ 3/10/72	N	L	48-63
12/15/72	N	L	86-91
1/20/73	A	L	71-82
3/3/73	H	L	70-72
1/5/74	H	L	75-84
1/19/74	N	L	71-73
3/2/74 (OT)	A	L	92-96

1/3/75 (OT)	N	W	99-96
2/12/75	A	L	70-78
3/1/75	H	L	70-74
1/3/76	N	L	74-77
1/17/76	H	L	87-89
2/28/76	A	L	71-91
1/15/77	A	L	68-77
2/26/77	H	L	71-84
12/2/77	N	L	66-79
1/14/78	H	W	92-84
2/25/78	A	L	83-87
12/2/78	N	W	78-68
1/13/79	A	L	68-74
2/24/79	H	W	47-40
▲ 3/3/79	N	L	63-71
12/1/79	N	W	86-74
1/12/80	H	L	67-82
2/23/80	A	L	71-96
▲ 2/29/80	N	W	75-61
12/5/80	N	L	76-78
1/17/81	A	L	65-80
2/28/81 (OT)	H	W	66-65
1/16/82	H	L	63-73
2/27/82	A	L	66-84
1/22/83	A	L	82-103
3/5/83	H	L	81-105
1/21/84	H	L	73-78
3/3/84 (2OT)	A	L	83-96
▲ 3/10/84	N	W	77-75
1/19/85	A	W	93-77
3/2/85	H	L	68-78
1/18/86	A	L	92-95
3/2/86	H	W	82-74
1/10/87	H	L	77-85
2/26/87	A	L	71-77
1/21/88	A	W	70-69
3/6/88	H	W	96-81
▲ 3/13/88	N	W	65-61
1/18/89	H	L	71-91
3/5/89	A	W	88-86
▲ 3/12/89	N	L	74-77
1/17/90	A	L	60-79
3/4/90	H	L	75-87
1/19/91	H	W	74-60
3/3/91	A	W	83-77
▲ 3/10/91	N	L	74-96
2/5/92	A	L	73-75
3/8/92	H	W	89-77
▲ 3/15/92	N	W	94-74
2/3/93	H	W	81-67
3/7/93	A	L	69-83
2/3/94	A	L	78-89
3/5/94	H	L	77-87
2/2/95 (2OT)	H	L	100-102
3/4/95	A	L	86-99
1/31/96	A	L	72-73
3/3/96	H	L	78-84
1/29/97	H	W	80-73
3/2/97	A	L	85-91
2/5/98	A	L	73-97
2/28/98	H	W	77-75
▲ 3/8/98	N	L	68-83
1/27/99	H	W	89-77
2/27/99	A	W	81-61
▲ 3/7/99	N	W	96-73
2/3/00 (OT)	A	W	90-86
3/4/00	H	W	90-76
2/1/01	H	L	83-85
3/4/01	A	W	95-81
▲ 3/11/01	N	W	79-53
1/31/02	A	W	87-58
3/3/02	H	W	93-68
▲ 3/8/02	N	W	60-48
2/5/03	H	W	83-74
3/9/03	A	L	79-82
▲ 3/15/03	N	W	75-63
2/5/04 (OT)	A	W	83-81
3/6/04	H	W	70-65
2/9/05	H	W	71-70
3/6/05	A	L	73-75
2/7/06	A	W	87-83
3/4/06	H	L	76-83
2/7/07	H	L	73-79
3/4/07	A	L	72-86
2/6/08	A	W	89-78

3/8/08	H	L	68-76
2/11/09	H	L	87-101
3/8/09	A	L	71-79
2/10/10	A	W	64-54
3/6/10	H	W	82-50
2/9/11	H	W	79-73
3/5/11	A	L	67-81
▲ 3/13/11	N	W	75-58
2/8/12	A	W	85-84
3/3/12	H	L	70-88
2/13/13	H	W	73-68
3/9/13	A	W	69-53

At Cameron Indoor: Duke leads 41-35
 At Dean E. Smith Center: Duke trails 13-15
 In ACC Tournament: Duke leads 12-8
 Longest Duke win streak: 8 (2/23/51-2/20/54)
 Longest UNC win streak: 16 (2/23/21-2/11/28)
 Biggest Duke win: 104-69 (2/29/64)
 Biggest Duke loss: 19-55 (3/5/21)
 Duke under Mike Krzyzewski: 39-37

North Carolina A&T
 Duke leads 8-0

● 3/12/81	H	W	79-69
12/19/94	H	W	99-56
1/20/98	A	W	101-66
12/20/98	H	W	88-53
12/19/99	H	W	101-60
12/30/00	H	W	108-73
12/16/01	H	W	93-51
12/17/02	N	W	91-57

North Carolina Asheville
 Duke leads 1-0

12/17/09	H	W	99-56
----------	---	---	-------

North Carolina Central
 Duke leads 1-0

11/9/07	H	W	121-56
---------	---	---	--------

North Carolina Greensboro
 Duke leads 10-0

11/29/95	H	W	71-57
1/15/97	A	W	87-49
12/3/97	H	W	93-37
12/30/98	H	W	104-58
11/27/04	H	W	98-44
12/31/05	N	W	102-69
11/16/06	H	W	75-48
11/13/09	H	W	96-62
12/29/10	A	W	108-62
12/19/11	H	W	90-63

North Carolina State
 Duke leads 140-98

2/9/12	W	31-28	
2/24/12	L	13-26	
1913	A	W	22-18
1913	H	W	32-14
1914	H	W	35-21
1914 (OT)	H	W	33-25
1915	W	46-27	
1915	W	28-17	
2/23/16	H	W	31-24
2/26/16	A	L	25-27
1917	W	32-24	
1917	L	14-16	
1917	W	2-0	
1918	W	35-26	
1918	L	18-28	
1918	L	10-15	
2/4/19	A	L	18-28
2/11/19	H	W	22-19
1920	H	W	28-22
1920	A	W	25-24
1921	H	W	33-11
1921	A	W	34-27
1/21/22	A	W	23-19
3/1/22	H	L	23-28
1923	W	32-27	
1923	W	31-20	
1924	H	W	35-23
1924	W	32-15	
1/17/25	A	L	22-29
1926	L	27-28	
1/30/26	L	24-32	

1927	L	22-36	
1927	L	23-29	
1928	W	32-29	
2/20/28	L	27-37	
1929	L	26-40	
1929	W	32-22	
1929	N	L	35-43
1930	W	35-31	
1930	W	33-26	
1931	L	19-24	
1931	L	23-26	
1/23/32	H	W	28-18
2/16/32	A	W	25-21
1/21/33	A	W	36-29
2/14/33	H	L	28-40
1/17/34	A	W	33-29
2/24/34	H	W	41-34
1/15/35	A	L	25-28
2/23/35	H	W	35-28
1/25/36	A	L	33-36
2/25/36	H	L	29-32
1/22/37	A	L	27-30
2/20/37 (OT)	H	W	36-33
2/2/38	A	W	40-28
2/19/38	H	L	45-49
3/4/38	N	W	44-33
1/31/39	H	W	43-37
2/20/39	A	W	29-26
3/1/39	N	L	39-40
2/1/40	A	W	57-27
2/19/40	H	W	46-37
1/30/41	H	L	38-39
2/17/41	A	W	44-37
1/31/42	H	W	40-28
2/16/42	A	W	53-48
3/7/42	N	W	45-34
1/30/43	H	W	60-47
2/17/43	A	W	53-32
2/1/44	A	W	60-36
2/12/44	H	W	53-32
2/25/44	N	W	40-32
1/30/45	H	W	48-38
2/17/45	A	W	47-40
1/11/46	A	W	46-34
2/2/46	H	W	56-33
2/28/46 (OT)	N	W	44-38
1/18/47	H	W	60-53
2/18/47	A	L	57-83
2/14/48	H	L	43-44
2/18/48	A	L	37-70
3/6/48	N	L	50-58
1/15/49	H	L	52-53
2/11/49	A	L	44-47
1/7/50	H	W	58-55
2/14/50	A	L	50-68
3/4/50	N	L	47-67
1/6/51 (OT)	H	L	71-77
2/10/51	A	L	65-75
3/3/51	N	L	63-67
1/5/52 (OT)	H	L	70-72
2/12/52	A	W	71-58
3/8/52	N	L	68-77
1/10/53	H	L	64-82
2/14/53	A	W	84-82
1/9/54	H	W	87-85
2/9/54	A	W	90-89
▲ 3/5/54	N	L	75-79
1/8/55	H	L	91-96
2/15/55	A	L	78-84
▲ 3/5/55	N	L	77-87
1/7/56	H	W	68-58
2/14/56	A	L	81-90
▲ 3/2/56	N	L	79-91
12/29/56	N	L	80-102
1/5/57	H	W	92-85
2/12/57	A	L	72-79
1/11/58 (2OT)	H	W	76-75
2/11/58	A	W	65-48
1/10/59	H	L	60-67
2/10/59	A	L	72-80
1/9/60	H	W	47-34
2/9/60	A	L	

1/18/96	A	W	71-70
2/17/96 (OT)	H	W	79-76
1/21/97	A	W	70-55
2/8/97	H	W	80-51
▲ 3/7/97	N	L	60-66
1/7/98	H	W	64-50
2/8/98	A	W	65-49
12/5/98	H	W	89-69
1/30/99	A	W	80-61
▲ 3/6/99	N	W	83-68
1/19/00 (OT)	H	W	92-88
2/19/00	A	W	71-66
1/10/01	A	W	84-78
2/11/01	H	W	101-75
▲ 3/9/01	N	W	76-61
1/13/02	A	W	76-57
2/14/02	H	W	108-71
▲ 3/10/02	N	W	91-61
1/22/03	A	L	71-80
2/22/03	H	W	79-68
▲ 3/16/03	N	W	84-77
1/15/04	H	W	76-57
2/15/04	A	L	74-78
1/13/05	A	W	86-74
▲ 3/12/05	N	W	76-69
1/18/06	H	W	81-68
1/20/07	A	W	79-56
▲ 3/8/07 (OT)	N	L	80-85
1/31/08	H	W	92-72
3/1/08	A	W	87-86
1/20/09	H	W	73-56
1/20/10	A	L	74-88
1/19/11	A	W	92-78
2/5/11	H	W	76-52
2/16/12	H	W	78-73
1/12/13	A	L	76-84
2/7/13	H	W	98-85

At Cameron Indoor: Duke leads 48-23
At PNC Arena: Duke leads 7-4
At Reynolds Coliseum: Duke trailed 25-35
In ACC Tournament: 14-9
Longest Duke win streak: 15 (1/941-1/18/47)
Longest NCSU win streak: 9 (1/10/73-2/18/76)
Biggest Duke win: 99-60 (1/28/67)
Biggest Duke loss: 37-70 (2/18/48)
Duke under Mike Krzyzewski: 49-21

North Carolina Wilmington			
Duke leads 1-0			
2/8/82 (OT)	H	W	67-57

Northeastern			
Duke leads 4-0			
12/7/92	H	W	103-72
11/27/93	H	W	86-72
11/26/94	H	W	93-70
12/30/95	A	W	87-56

Northwestern			
Duke leads 7-0			
12/29/70	N	W	93-87
12/19/84	A	W	76-55
12/30/85	H	W	78-55
12/30/86	H	W	106-55
12/3/87	A	W	79-57
12/3/88	H	W	86-62
12/2/89	A	W	103-77

Notre Dame			
Duke leads 19-2			
2/20/65	N	W	101-88
12/31/65	N	W	95-73
2/25/67	N	W	77-65
2/10/68	N	W	73-67
2/17/73	H	W	86-74
2/9/74	A	L	68-87
■ 3/25/78	N	W	90-86
2/16/85	N	W	81-69
2/16/86	H	W	75-74
2/15/87 (OT)	A	L	66-70
2/11/88	H	W	70-61
2/5/89	A	W	102-80
2/4/90	H	W	88-76
11/23/90	N	W	85-77
2/2/91	A	W	90-77
2/1/92	H	W	100-71

2/6/93	A	W	67-50
1/26/94	H	W	74-72
1/24/95	A	W	87-74
11/26/98	N	W	111-82
■ 3/16/02	N	W	84-77

At Cameron Indoor: Duke leads 6-0
At Joyce Center: Duke leads 4-2
In ACC Tournament: 0-0
Longest Duke win streak: 11 (2/16/85-pres.)
Longest ND win streak: 1 (2/9/74)
Biggest Duke win: 100-71 (2/1/92); 111-82 (11/26/98)
Biggest Duke loss: 68-87 (2/9/74)
Since Joining the ACC - 2013-14: 0-0
Duke under Mike Krzyzewski: 12-1

Ohio State			
Duke leads 4-3			
12/6/63	N	W	76-75
12/30/64 (2OT)	A	W	94-89
12/29/66	N	L	82-83
12/29/78 (OT)	N	L	84-90
12/3/02	N	W	91-76
11/29/11	A	L	63-85
11/28/12	H	W	73-68

Ohio University			
Duke leads 1-0			
12/7/83	H	W	82-63

Oklahoma			
Duke leads 4-0			
2/22/86	H	W	93-84
12/22/90	A	W	90-85
1/4/93 (OT)	H	W	88-84
12/18/04	N	W	78-67

Oklahoma City			
Duke leads 1-0			
● 3/14/68	N	W	97-81

Oklahoma State			
Series tied 1-1			
12/19/39	A	L	41-51
■ 3/15/98	N	W	79-73

Old Dominion			
Duke leads 2-0			
3/15/86	N	W	89-61
11/23/95	N	W	75-55

Oregon			
Duke leads 1-0			
11/27/10	N	W	98-71

Oregon State			
Duke leads 2-0			
12/28/53	N	W	71-61
3/23/63	N	W	85-63

Pacific			
Duke leads 2-0			
12/29/83	N	W	68-66
11/27/03	N	W	82-69

Pennsylvania			
Duke leads 10-6			
1940	A	L	35-49
2/13/43	A	L	48-49
3/8/50	A	L	50-68
1/3/51	A	L	76-85
1/2/52	H	W	62-52
12/30/52	N	L	80-97
12/16/55	A	W	98-80
12/19/58	A	W	66-57
12/7/71 (OT)	H	L	49-50
■ 3/17/78	N	W	84-80
12/11/79	A	W	70-57
■ 3/8/80	N	W	52-42
12/22/80	H	W	88-82
12/7/05	H	W	72-59
12/31/09	H	W	114-55
1/1/12	H	W	85-55

Penn State			
Duke leads 8-1			
12/28/49	N	L	48-51
12/9/60	N	W	69-46
1/3/62	H	W	95-55
11/30/63	H	W	92-62
1/5/65	H	W	121-88
1/3/66	H	W	83-58
1/3/67	H	W	89-84
1/3/70	H	W	93-43
12/30/70	N	W	67-56

Pepperdine			
Duke leads 1-0			
■ 3/15/85	N	W	75-62

Pittsburgh			
Series tied 6-6			
12/17/38	H	L	37-51
2/3/41	H	L	32-46
12/20/54	A	W	90-68
12/20/55	A	W	92-54
2/5/57	H	W	90-72
12/21/57 (2OT)	A	L	84-87
1/31/59	H	W	75-66
1/12/74	A	L	46-62
12/27/74	N	W	89-75
2/10/79	H	L	69-71
1/26/80	A	W	78-69
12/20/07 (OT)	N	L	64-65

At Cameron Indoor: Series tied 2-2
At Petersen Events Center: 0-0
In ACC Tournament: 0-0
Longest Duke win streak: 3 (12/20/54-2/5/57)
Longest Pitt win streak: 2 (12/17/38-2/3/41)
Biggest Duke win: 92-54 (12/20/55)
Biggest Duke loss: 46-62 (1/12/74)
Since Joining the ACC - 2013-14: 0-0
Duke under Mike Krzyzewski: 0-1

Portland			
Duke leads 3-0			
12/19/00	N	W	97-64
11/25/01	H	W	104-62
12/14/03	H	W	84-43

Portland State			
Duke leads 1-0			
12/30/97	H	W	89-39

Presbyterian			
Duke leads 2-0			
11/10/08	H	W	80-49
11/12/11	H	W	96-55

Princeton			
Duke leads 18-1			
1/14/36	A	W	40-26
1/4/39	H	W	46-33
1/6/40	H	W	36-27
12/31/52	N	W	74-59
■ 3/8/60	N	W	84-60
12/28/62	H	W	85-74
12/19/67	H	W	85-79
12/7/68	N	W	81-62
12/1/70	N	W	79-75
1/26/74	A	W	73-65
12/21/74	N	W	66-57
1/25/75	H	W	90-73
12/5/79	H	W	81-45
12/12/81	A	L	55-72
11/14/00	H	W	87-50
12/17/03	H	W	69-51
1/5/05	H	W	59-46
11/19/07	N	W	83-61
11/14/10	H	W	97-60

Providence			
Series tied 1-1			
12/22/79	N	W	82-78
■ 3/16/97	N	L	87-98

Purdue			
Duke trails 3-4			
12/28/72	N	L	77-82
■ 3/15/80	N	L	60-68
● 3/20/81	N	L	69-81
■ 3/26/94	N	W	69-60
11/29/03	N	L	68-78
12/2/09	A	W	76-60
■ 3/26/10	N	W	70-57

Radford			
Duke leads 2-0			
■ 3/13/98	N	W	99-63
11/21/09	H	W	104-67

Randolph-Macon			
Duke leads 2-0			
1931		W	48-18
12/12/36	A	W	40-25

Rhode Island			
Duke leads 3-0			
■ 3/12/78	N	W	63-62
■ 3/24/88	N	W	73-72
11/16/09	H	W	82-79

Rice			
Duke leads 1-0			
12/30/76	N	W	87-77

Richmond			
Duke leads 8-2			
1923		W	30-22
2/7/25	A	L	25-35
1926		L	30-42
2/11/36	A	W	31-27
12/11/36	A	W	38-35
1/11/38	H	W	32-24
12/30/71	H	W	54-52
1/24/73	A	W	70-66
12/11/76	H	W	65-63
■ 3/16/90	N	W	81-46

Rider			
Duke leads 1-0			
12/18/41	H	W	55-29

Roanoke			
Series tied 1-1			
1914	H	W	42-15
1915		L	19-31

Rutgers			
Duke leads 3-0			
1/27/81	A	W	53-51
1/6/82	H	W	80-61
12/12/92	N	W	88-79

St. Bonaventure			
Duke trails 0-1			
● 3/27/71 (OT)	N	L	88-92

St. John's			
Duke leads 15-6			
2/4/38	A	L	28-44
12/30/78	N	L	66-69
■ 3/11/79	N	L	78-80
11/29/85	N	W	71-70
■ 3/18/90	N	W	76-72
■ 3/24/91	N	W	78-61
12/5/91	N	W	91-81
1/24/99 (OT)	A	W	92-88
2/26/00	H	L	82-83
2/18/01	A	W	91-59
2/24/02	H	W	97-55
3/2/03	A	L	71-72
12/6/03	H	W	79-58
2/26/05	A	W	58-47
12/21/05	H	W	70-57
2/25/07	A	W	67-50
2/23/08	H	W	86-56
2/19/09	A	W	76-69
12/5/09	H	W	80-71
1/30/11	A	L	78-93
1/28/12	H	W	83-76

St. Joseph's			
Duke leads 10-0			
■ 3/11/60	N	W	58-56
■ 3/16/63	N	W	73-59
■ 3/11/66	N	W	76-74
2/14/76	A	W	85-73
2/12/77	H	W	72-62
12/29/77	N	W	74-61
12/1/84	H	W	59-46
1/13/86	A	W	87-66
1/7/87	H	W	93-83
11/20/96	H	W	89-60

St. Louis			
Duke leads 4-0			
11/26/84	A	W	97-64
1/8/86	H	W	84-58
1/14/88	H	W	69-53
12/11/10	H	W	84-47

St. Peter's			
Duke trails 0-2			
● 3/18/68	N	L	71-100
12/27/71	N	L	74-77

San Diego State			
Duke leads 1-0			
12/29/01	H	W	92-79

Sanford			
Duke leads 1-0			
1924		W	38-16

San Francisco			
Series tied 1-1			
12/9/72	N	L	68-72
1/26/93	H	W	117-73

San Jose State			
Duke leads 1-0			
12/31/06	H	W	70-51

Santa Clara			
Duke leads 3-0			
12/26/70	H	W	86-80
12/8/72	N	W	69-65
12/29/12	H	W	90-77

Seton Hall			
Duke leads 7-1			
12/26/57	N	W	69-62
2/23/61	A	W	112-78
2/27/71	A	W	89-61
■ 4/1/89	N	L	78-95
■ 3/26/92	N	W	81-69
11/19/01	N	W	80-79
■ 3/20/04	N	W	90-62
11/16/05	H	W	93-40

South Carolina			
Duke leads 57-19			
1914	H	W	46-13
1/13/21	H	W</	

3/6/47	N	L	54-56
3/3/48	N	W	63-48
12/20/49	A	L	44-54
1/17/50	H	W	79-60
3/2/50	N	W	53-41
1/11/51	H	W	60-58
1/30/51	A	L	62-82
2/23/52	A	W	96-82
1/7/53	A	W	76-67
2/21/53	H	W	98-68
1/4/54	A	W	89-69
2/23/54	H	W	89-55
12/10/54	H	W	95-55
1/12/55	A	W	82-64

▲ 3/3/55	N	W	83-67
12/9/55	H	W	82-68
1/10/56	A	W	63-52
12/5/56	N	W	104-76
2/23/57	H	W	94-81
▲ 3/7/57	N	L	81-84
12/17/57	A	L	51-62
2/3/58	H	W	61-49
11/5/58	H	W	68-61
2/3/59	A	W	80-72
12/12/59	A	W	72-70
1/30/60	H	W	79-65
▲ 3/3/60	N	W	82-69
12/12/60	H	W	107-79
1/31/61	A	W	107-94
▲ 3/3/61	N	W	92-75
12/13/61	A	W	76-69
1/30/62	H	W	89-73
12/4/62	H	W	95-63
1/29/63	A	W	88-70
12/16/63	A	W	77-70
1/30/64	H	W	80-67
12/12/64	H	W	111-72
2/17/65	A	W	87-59

▲ 3/4/65	N	W	62-60
12/6/65	A	L	71-73
2/14/66	H	W	41-38
▲ 3/10/67	N	W	69-66
1/30/68	A	L	80-83
2/24/68	H	L	50-56
2/1/69	A	L	57-64
2/8/69	H	L	72-82
▲ 3/7/69	N	W	68-59
1/31/70	H	L	55-67
2/14/70	A	L	65-82
12/12/70	A	L	78-98
2/1/71	H	W	82-71
11/20/01	N	W	81-56

South Carolina State
Duke leads 7-0

■ 3/16/89	N	W	90-69
12/6/93	H	W	97-61
1/2/95	H	W	107-61
12/4/95	H	W	84-64
1/2/97	H	W	104-54
12/1/97	H	W	98-40
11/21/98	H	W	120-56

South Florida
Duke leads 3-0

1/11/75	H	W	95-86
12/2/80	A	W	83-72
12/5/83	H	W	95-66

Southern
Duke leads 1-0

■ 3/16/06	N	W	70-54
-----------	---	---	-------

Southern California
Duke leads 4-2

12/29/52	N	L	69-87
12/10/77 (OT)	A	L	81-87
12/13/78	H	W	79-65
12/29/84	N	W	75-73
11/27/99	N	W	81-68
■ 3/24/01	N	W	79-69

Southern Illinois
Duke leads 3-1

● 3/13/67	N	L	63-72
2/8/68	N	W	78-54
■ 3/18/93	N	W	105-70
11/20/09	N	W	83-58

SMU
Duke leads 3-1

12/8/77	A	W	91-67
11/27/78	H	W	86-80
12/28/83	N	L	76-78
■ 3/19/88	N	W	94-79

Stanford
Duke trails 0-2

11/11/99 (OT)	N	L	79-80
12/21/00	N	L	83-84

Stetson
Duke leads 9-2

1917	L	37-43	
11/29/80	H	W	67-49
2/10/82	A	L	81-88
2/16/83	H	W	89-80
2/15/84	A	W	80-69
2/13/85	H	W	94-51
2/11/86	A	W	85-66
2/2/87	H	W	62-59
1/25/88	A	W	81-78
12/5/88	H	W	90-62
2/12/90	A	W	102-67

Syracuse
Series tied 2-2

■ 3/12/66	N	W	91-81
12/28/71	N	L	72-74
12/6/89	N	L	76-78
■ 3/20/98	N	W	80-67

At Cameron Indoor: 0-0
At Carrier Dome: 0-0
In ACC Tournament: 0-0
Longest Duke win streak: 1 (3/12/66, 3/20/98)
Longest Syracuse win streak: 2 (12/28/71-12/6/89)
Biggest Duke win: 80-67 (3/20/98)
Biggest Duke loss: 72-74 (12/28/71), 76-78 (12/6/89)
Since Joining the ACC - 2013-14: 0-0
Duke under Mike Krzyzewski: 1-1

Temple
Duke leads 19-10

1931	L	27-44	
1/3/42	A	L	41-57
1/17/43	A	W	45-44
2/10/45	A	W	51-46
2/9/46	A	L	38-64
1/11/47	A	W	59-56
1/10/48	A	L	54-58
1/8/49	H	L	45-59
1/14/50	A	L	49-59
12/1/51	H	W	85-48
1/12/52	A	W	86-65
12/20/52	A	L	64-67
1/5/55	H	W	81-64
2/17/68	H	W	92-57
1/28/69	A	L	69-73

■ 3/26/88	N	W	63-53
2/27/94	H	W	59-47
1/25/96	A	L	58-59
■ 3/21/99	N	W	85-64
11/24/00	N	W	63-61
12/2/00	A	W	93-68
12/5/01	H	W	82-57
1/8/05	H	W	82-74
2/25/06	A	W	74-66
1/2/07	H	W	73-55
1/9/08	A	W	74-64
2/23/11	H	W	78-61
1/4/12	A	L	73-78
12/8/12	N	W	90-67

Tennessee
Duke leads 8-7

1911	W	51-25	
1931	L	25-36	
2/8/32 (OT)	A	L	31-32
1/5/42	H	W	37-35
12/19/42	A	L	33-51
1/4/47	A	L	47-53
1/3/48	H	L	58-62
12/13/52	A	W	89-82
12/5/54	H	W	101-61
1/25/64 (2OT)	N	W	67-65
● 3/22/71	N	W	78-64
12/3/75	H	L	80-86
12/7/76	A	W	81-78
12/29/80	N	L	69-90
11/21/11	N	W	77-67

Tennessee-Martin
Duke leads 1-0

11/20/04	H	W	88-46
----------	---	---	-------

Texas
Duke leads 4-0

11/22/00	N	W	95-69
12/20/03	N	W	89-61
12/10/05	N	W	97-66
■ 3/21/09	N	W	74-69

Texas A&M
Duke leads 1-0

■ 3/12/87	N	W	58-51
-----------	---	---	-------

Texas Southern
Duke leads 1-0

■ 3/18/94	N	W	82-70
-----------	---	---	-------

The Citadel
Duke leads 9-0

12/14/38	H	W	49-37
1/16/40	H	W	51-40
2/29/40	N	W	40-35
3/5/43	N	W	56-37
2/7/50	H	W	65-39
11/26/88	H	W	93-52
1/3/90	H	W	108-69
1/16/91	A	W	83-50
12/1/93	H	W	78-63

Toledo
Duke leads 1-0

12/12/04	H	W	82-54
----------	---	---	-------

Tulane
Duke leads 2-1

12/30/50	N	W	74-72
1/7/76	A	L	82-92
1/6/79	N	W	74-64

Tulsa
Duke leads 3-0

11/27/96	N	W	72-67
■ 3/14/99	N	W	97-56
2/25/10	H	W	70-52

UCLA
Duke leads 9-6

12/22/53	N	L	67-72
■ 3/21/64	N	L	83-98
12/10/65	H	W	82-66
12/11/65	N	W	94-75
12/9/66	A	L	54-88
12/10/66	A	L	87-107
■ 3/22/90	N	W	90-81
3/1/92	A	W	75-65
2/28/93	H	W	78-67
2/26/95	A	L	77-100
2/25/96	H	W	85-66
2/23/97	A	L	69-73
2/22/98	H	W	120-84
■ 3/22/01	N	W	76-63
11/30/02	N	W	84-73

UNLV
Duke trails 1-2

12/27/72	N	L	83-89
■ 4/2/90	N	L	73-103
■ 3/30/91	N	W	79-77

Utah
Duke leads 2-1

12/28/59	N	W	63-52
■ 3/19/66	N	W	79-77
● 3/14/70	N	L	75-78

Valparaiso
Duke leads 3-0

2/26/04	H	W	97-63
12/4/04	N	W	93-61
12/18/05	H	W	104-77

Vanderbilt
Duke leads 10-5

1931	W	50-44	
2/26/32	N	W	44-32
12/1/53	H	W	94-88
12/7/54	A	L	66-71
12/11/62	H	W	90-70
12/11/63 (OT)	A	L	92-97
12/13/66	A	W	97-89
12/16/67	A	L	75-76
12/9/80 (OT)	A	W	72-69
11/28/81 (2OT)	H	L	75-76
12/11/82	A	L	65-74
11/26/83	H	W	78-74
12/4/85	A	W	84-74
12/6/86	H	W	78-66
11/22/96	H	W	86-57

Vermont
Duke leads 2-0

12/30/75	H	W	94-77
12/28/79	H	W	92-67

Villanova
Duke leads 7-4

1931	L	21-22	
■ 3/8/55	N	L	73-74
12/17/55	A	W	86-76
12/14/57	H	W	60-53
12/20/58	A	L	67-74
■ 3/13/64	N	W	87-73
■ 3/19/78	N	W	90-72
12/14/96	A	W	87-79
12/10/97	H	W	94-66
11/17/00	H	W	98-85
■ 3/26/09	N	L	54-77

Virginia
Duke leads 115-49

1911	H	L	18-24
1913	A	L	12-33
2/10/14	N	L	21-51
1915	N	L	24-51
1915	A	L	18-52
2/11/16	A	L	31-34
1917	A	W	37-34
1918	A	W	32-25
2/24/19	A	L	16-47
1920	A	L	20-28
2/17/21	A	L	15-34
2/25/21	H	W	24-22
1923	A	L	25-28
1923	H	W	37-24
1927	H	L	24-34
1927	A	W	36-26
1928	A	L	34-44
1929	A	L	23-35
1930	A	W	65-32
1931	A	W	43-31
2/24/33	N	W	38-24
1/20/34	H	W	26-17
1/14/35	H	W	30-20
3/2/35	N	W	39-32
1/11/36	H	W	45-29
2/10/36	A	W	44-28
12/17/44	A	W	56-44
12/15/45	N	W	48-38

12/14/46	N	W	47-34
12/13/47	A	L	39-49
2/19/48	H	W	57-48
12/11/48	A	W	47-37
12/10/49	N	W	82-61
12/9/50	N	W	77-57
1/2/54	H	W	86-64
▲ 3/4/54	N	W	96-68
1/15/55	H	W	109-89
2/22/55	A	W	105-92
▲ 3/4/55 (OT)	N	W	90-77
2/9/56	H	W	74-59
2/21/56	A	W	92-58
2/19/57	A	L	81-90
2/27/57	H	W	81-66
1/30/58	H	W	88-71
2/25/58 (3OT)	A	L	68-70
1/15/59	A	L	67-86
2/20/59	H	W	71-63
2/16/60	H	W	78-66
2/22/60	A	W	79-63
1/11/61 (OT)	A	W	92-90
2/20/61	H	W	77-66
▲ 3/2/61	N	W	89-54
2/10/62	H	W	101-75
2/19/62	A	W	97-71
1/2/63	H	W	

1/7/89	A	W	84-76
2/8/89	H	W	85-66
▲ 3/11/89	N	W	69-58
1/16/90	H	W	76-68
2/8/90	A	L	69-72
1/5/91	A	L	64-81
2/7/91	H	W	86-74
1/2/92	A	W	68-62
2/26/92	H	W	76-67
1/17/93	H	L	69-77
2/18/93	A	L	55-58
1/15/94	A	W	66-58
2/16/94	H	W	84-54
▲ 3/12/94	N	L	61-66
1/14/95 (207)	H	L	88-91
2/15/95	A	L	58-64
1/13/96	A	L	66-77
2/14/96	H	W	79-69
1/18/97	H	W	78-59
2/11/97	A	W	62-61
12/6/97	H	W	103-59
1/24/98	A	W	72-65
▲ 3/5/98	N	W	63-41
1/10/99	H	W	115-69
2/11/99	A	W	100-54
▲ 3/4/99	N	W	104-67
1/5/00 (OT)	A	W	109-100
2/5/00	H	W	106-86
1/13/01	H	W	103-61
2/14/01	A	L	89-91
1/27/02	H	W	94-81
2/28/02	A	L	84-87
1/15/03	H	W	104-93
2/15/03	A	W	78-59
▲ 3/14/03	N	W	83-76
1/11/04	A	W	93-71
2/11/04	H	W	93-75
▲ 3/12/04	N	W	84-74
1/16/05	H	W	80-66
▲ 3/11/05	N	W	76-64
1/28/06	H	W	82-63
2/1/07 (OT)	A	L	66-68
1/13/08	H	W	87-65
3/5/08	A	W	86-70
2/1/09	H	W	79-54
2/28/10	A	W	67-49
▲ 3/12/10	N	W	57-46
1/15/11	H	W	76-60
2/16/11	A	W	56-41
1/12/12	H	W	61-58
2/28/13	A	L	68-73

At Cameron Indoor: Duke leads 50-8
 At University Hall: Duke led 20-19
 At John Paul Jones Arena: Duke leads 3-2
 In ACC Tournament: Duke leads 15-3
 Longest Duke win streak: 22 (2/20/59-2/11/88)
 Longest UVA win streak: 9 (1/23/80-3/11/83)
 Biggest Duke win: 115-69 (1/10/99)
 Biggest Duke loss: 66-109 (3/11/83)
 Duke under Mike Krzyzewski: 51-17

Virginia Commonwealth

Series tied 1-1

■ 3/15/07	N	L	77-79
11/23/12	N	W	67-58

Virginia Military Inst.

Duke leads 18-9

1911		W	52-17
1913	A	L	10-28
1915	L		15-33
2/10/16	A	L	20-34
1917	W		31-29
1917	W		42-24
1918	L		26-51
2/24/19	A	L	16-47
2/26/19	A	L	19-32
1921	A	L	
1927	W		22-19
2/5/32	A	W	41-26
2/19/32	H	W	45-25
1/28/33	H	W	41-20
1/18/34	H	W	41-20
2/6/34	A	W	45-32
3/1/34	N	W	35-14
2/1/35	H	L	27-32

2/9/35	A	W	28-27
2/17/37 (OT)	A	L	31-32
1/13/40	A	W	28-25
1/12/42	A	W	52-47
1/9/43	H	W	45-43
3/4/43	N	W	57-41
12/15/50	A	W	86-66
12/15/51	H	W	102-45
1/13/53	H	W	78-55

Virginia Tech

Duke leads 42-8

2/16/12	W		37-32
1913	H	W	23-16
1915	L		19-29
1921	A	L	
1923	W		34-33
1927	W		31-18
2/7/28	A	W	34-31
1929	W		44-27
2/4/33	A	L	31-35
2/7/34	A	W	45-15
1/26/35	H	W	32-25
2/7/35	A	W	27-19
1/30/36	H	W	40-20
1/17/39	H	W	47-35
2/24/42	H	W	67-50
1/23/43	H	W	78-70
3/1/46	N	W	44-38
2/6/47	H	W	52-40
1/24/48	H	W	52-45
1/11/49	A	L	46-56
1/22/49	H	W	65-52
3/1/51	N	W	64-61
1/6/54	H	W	82-45
2/13/54	A	W	107-53
12/1/64	N	W	98-63
12/1/65	N	W	112-79
12/2/66	N	L	71-85
12/1/67	N	W	74-66
11/30/68	N	W	87-76
12/1/69 (207)	N	W	66-63
12/15/70	H	W	104-75
1/5/72	N	W	83-70
1/19/76	N	W	79-72
1/2/78	N	W	86-79
1/30/05	H	W	100-65
2/17/05	A	L	65-67
12/4/05	H	W	77-75
1/26/06	A	W	80-67
1/6/07 (OT)	H	L	67-69
1/24/08	A	W	81-64
1/4/09	H	W	69-44
2/28/09	A	W	72-65
2/21/10	H	W	67-55
2/26/11	A	L	60-64
▲ 3/12/11	N	W	77-63
2/2/12	A	W	75-60
2/25/12 (OT)	H	W	70-65
▲ 3/9/12	N	W	60-56
2/21/13	A	W	88-56
3/5/13	H	W	85-57

At Cameron Indoor: Duke leads 17-1
 At Cassell Coliseum: Duke leads 5-2
 In ACC Tournament: Duke leads 2-0
 Longest Duke win streak: 10 (2/7/34-1/24/48)
 Longest Va. Tech win streak: 2 (1915-21)
 Biggest Duke win: 107-53 (2/13/54)
 Biggest Duke loss: 71-85 (12/2/66)
 Since Joining the ACC - 2004-05: 13-3
 Duke under Mike Krzyzewski: 13-3

Wagner

Duke trails 0-1

1/5/83	H	L	77-84
--------	---	---	-------

Wake Forest

Duke leads 162-77

3/2/06	H	L	10-24
3/16/06	A	L	5-15
1907	L		6-8
1907	L		5-22
1908	L		11-20
1908	L		11-20
1909	W		22-14
1909	L		5-30

1910	L		18-26
1913	H	W	25-10
1913	A	W	16-15
2/12/14	A	L	23-31
1915	H	W	28-14
1915	W		28-27
1915	L		12-23
1916	H	L	26-28
2/25/16	A	L	28-40
1917	W		39-20
1/24/19	H	W	41-20
1921	A	W	27-20
1/25/22	H	W	31-10
1/31/22	A	L	22-24
1923	L		18-30
1923	W		37-27
1/25/24	H	W	26-22
1924	W		26-24
1/31/25	A	L	18-43
2/24/25	H	W	28-25
1926	L		24-27
1926	L		18-33
1927	L		14-41
1927	L		27-36
1928	W		45-17
2/14/28	W		37-34
1929	W		43-34
1929	W		35-21
1930	W		49-22
1930	W		37-30
1931	W		44-27
1931	W		25-22
1/8/32	H	W	23-16
2/11/32	H	W	32-25
1/10/33	H	W	33-24
1/17/33	A	W	34-16
1/6/34	H	W	38-29
2/10/34	A	W	37-21
1/7/35	H	W	47-30
2/18/35	A	W	37-21
1/10/36	H	W	37-19
2/18/36	A	W	42-27
1937	H	W	30-28
2/6/37	A	L	30-34
1/7/38	H	W	38-33
2/21/38	A	W	41-40
1/7/39	A	W	52-41
2/18/39	H	W	59-34
1/27/40	H	W	50-44
2/15/40	A	W	44-35
1/8/41	H	L	35-38
2/13/41 (OT)	A	W	42-41
1/24/42	H	W	60-39
2/19/42	A	W	58-51
3/6/42	N	W	54-45
1/26/43	H	W	63-41
2/15/43	H	W	59-40
1/13/45	H	W	60-35
2/3/45	N	W	75-39
1/12/46	A	W	43-38
2/5/46	H	W	32-29
3/2/46	N	W	49-30
1/15/47	H	W	65-32
2/25/47	A	W	57-37
2/10/48	H	W	47-45
2/24/48	A	W	49-48
1/27/49	A	L	50-52
2/19/49	H	W	61-51
12/30/49	N	W	54-52
1/28/50	H	W	65-55
2/21/50	A	L	54-72
1/27/51	H	L	56-65
2/19/51	A	W	69-64
12/28/51	N	W	79-74
12/26/52	H	W	90-69
2/21/52	A	W	87-62
12/6/52	H	L	86-91
2/12/53 (OT)	A	W	101-99
12/29/53	N	W	83-66
1/12/54	A	L	89-96
2/26/54	H	W	90-81
2/9/55	A	W	75-73
2/19/55	H	W	84-65
12/31/55	N	W	64-52
1/4/56	A	L	71-84

2/11/56	H	L	77-80
1/29/57	A	L	59-77
2/16/57	H	W	75-64
12/28/57 (OT)	N	W	79-75
2/1/58	A	W	70-56
2/15/58	H	W	71-59
▲ 3/6/58	N	W	51-44
1/5/59	A	W	58-57
2/17/59	H	W	85-78
▲ 3/5/59	N	W	78-71
2/3/60	A	L	63-80
2/20/60	H	L	64-83
▲ 3/5/60	N	W	63-59
2/9/61	H	W	100-90
2/14/61	A	L	89-103
▲ 3/4/61	N	L	81-96
12/30/61	N	W	75-73
1/27/62	H	W	82-68
2/15/62	A	L	79-97
12/29/62	N	W	113-87
2/6/63	A	W	97-66
2/16/63	H	W	73-60
▲ 3/2/63	N	W	68-57
2/18/64	A	L	71-72
2/25/64	H	W	98-83
▲ 3/7/64	N	W	80-59
1/2/65	N	W	91-86
1/16/65	H	W	105-77
2/13/65	A	W	93-80
▲ 3/5/65	N	W	101-81
1/1/66	N	W	92-76
1/15/66	H	W	101-81
2/22/66 (OT)	A	L	98-99
▲ 3/3/66	N	W	103-73
12/30/66	N	W	78-73
2/21/67	H	W	97-84
2/28/67	A	W	113-71
12/30/67	N	W	103-76
2/14/68	H	W	105-65
2/22/68	A	W	50-41
12/20/68	N	L	78-106
1/8/69	A	W	85-81
2/12/69	H	W	122-93
12/23/69	N	W	98-90
1/7/70 (OT)	H	W	78-72
2/11/70	A	W	67-65
▲ 3/5/70	N	L	73-81
12/18/70	N	L	77-83
1/6/71	A	W	68-67
2/10/71	H	W	83-78
12/18/71	N	W	70-58
1/26/72	H	W	77-66
2/9/72	A	L	57-62
12/16/72	N	W	80-67
1/6/73	A	L	80-83
2/7/73	H	W	84-71
1/4/74	N	L	61-64
1/23/74	H	L	71-90
2/6/74	A	L	67-74
1/4/75	N	L	71-75
1/22/75	A	L	109-122
2/5/75	H	W	75-68
1/21/76 (OT)	H	W	97-93
2/4/76	A	L	87-89
11/26/76	N	L	80-81
1/19/77	A	L	73-85
2/2/77	H	L	80-89
12/3/77	N	W	97-84
1/18/78	H	W	81-72
2/2/78	A	L	60-79
▲ 3/4/78	N	W	85-77
1/18/79	H	W	81-69</

Washington & Lee

Duke leads 25-16

1913	A	L	15-90
1915		L	22-31
2/9/16	A	L	19-33
1917		L	18-20
1918		W	24-16
2/25/19	A	L	17-38
1921	A	L	
1927		L	20-31
2/8/28	A	W	53-41
1930	H	L	29-33
1930		W	30-29
2/4/32	A	W	30-27
2/18/32	H	L	12-21
2/2/33	A	W	31-15
2/25/33	N	W	41-32
1/30/34	H	W	41-37
2/5/34	A	W	41-27
3/3/34	N	L	29-30
2/2/35	H	W	31-27
2/8/35	A	W	33-30
3/3/35	N	L	27-31
2/26/36	A	L	27-43
2/8/37	H	W	37-35
2/16/37	A	L	31-37
2/14/38	A	W	48-39
1/9/39	H	L	41-46
2/16/39	A	L	35-36
2/17/40	H	W	28-27
2/11/41	A	L	28-30
2/15/41	H	W	45-33
2/10/42	A	W	63-34
2/14/42	H	W	68-38
3/5/42	N	W	59-41
2/9/43	A	W	71-44
2/4/47	H	W	71-57
12/19/47	A	W	72-39
1/6/49	A	W	58-45
12/17/49 (OT)	A	W	81-67
12/16/50	A	W	97-69
2/14/51	H	W	94-68
12/9/52	A	W	91-80

West Virginia

Duke leads 18-7

1/13/51	H	W	77-73
12/22/51	A	L	74-95
3/7/52	N	W	90-88
2/3/53	H	W	91-86
12/19/53	A	W	67-64
12/27/54	N	W	92-79
2/5/55	H	W	115-75
12/15/56	N	L	82-83
12/27/56	N	W	73-67
1/27/58	H	W	72-68
12/12/58	A	L	63-101
12/10/60	N	W	66-64
12/18/61	A	W	69-65
1/26/63	H	W	111-71
12/7/63	N	W	86-81
2/6/65	H	W	109-89
2/7/66	A	L	90-94
2/4/67	N	W	91-75
2/12/69	A	L	88-90
2/7/70	N	W	82-70
1/31/76	H	W	86-77
1/29/77	A	L	65-70
■ 3/18/89	N	W	70-63
■ 3/22/08	N	L	67-73
■ 4/3/10	N	W	78-57

Western Carolina

Duke leads 3-0

12/30/93	H	W	87-67
12/20/95	H	W	107-67
12/30/96	H	W	104-54

Western Kentucky

Duke leads 4-0

12/30/68	N	W	73-72
12/26/73	N	W	75-69
12/27/75	N	W	111-90
11/25/78	A	W	78-53

Western Michigan

Duke leads 1-0

12/30/11	H	W	110-70
----------	---	---	--------

William & Mary

Duke leads 27-3

1/11/12		W	52-16
2/5/25	A	L	15-23
2/11/25	H	W	21-16
1/9/32 (OT)	H	W	28-20
2/28/41	N	W	57-42
2/24/44	N	W	68-25
2/23/45	N	W	59-22
2/3/47	H	W	69-45
2/5/48	A	W	45-36
3/3/50	N	W	60-50
1/15/51	A	L	57-74
2/6/51	H	W	61-54
3/2/51	N	W	71-69
2/7/52	H	W	68-62
2/19/53 (OT)	A	L	82-85
12/12/53	H	W	109-44
12/13/69	H	W	84-77
2/12/72	H	W	87-69
12/2/72	H	W	98-74
12/3/73	A	W	93-79
2/2/83	H	W	73-71
11/30/83	A	W	70-68
11/28/84	H	W	92-60
11/26/85	A	W	84-61
1/5/87	H	W	82-46
1/4/88	H	W	101-70
1/11/89	H	W	100-38
1/22/90	A	W	109-76
12/30/91	H	W	97-61
1/2/00	H	W	96-55

Winthrop

Duke leads 1-0

■ 3/14/02	N	W	84-37
-----------	---	---	-------

Wisconsin

Series tied 1-1

11/27/07	H	W	82-58
12/2/09	A	L	69-73

Wofford

Duke leads 5-0

1913	A	W	47-12
1914	A	W	50-15
1931		W	43-24
1/4/35	H	W	40-33
1/6/36	H	W	36-28

Wyoming

Duke leads 2-0

12/29/55	N	W	71-54
12/29/60	N	W	86-59

Xavier

Duke leads 4-0

■ 3/14/87	N	W	65-60
12/4/93	H	W	82-60
■ 3/28/04	N	W	66-63
12/20/08	N	W	82-64

Yale

Duke leads 3-0

1/3/36	H	W	52-17
12/30/59	N	W	56-53
12/29/73	H	W	105-80

Duke vs. ACC

	W-L	Pct.	H	A	N	Cameron Indoor	Unknown Venue	Last 10	Streak	Under Coach K
Boston College	16-2	.889	7-0	6-1	3-1	7-0	—	9-1	W 7	15-2
Clemson	105-29	.784	60-4	37-21	8-4	57-4	—	8-2	W 5	51-11
Florida State	32-9	.780	17-2	14-6	1-1	17-2	—	7-3	W 1	30-8
Georgia Tech	66-23	.742	32-5	25-15	9-3	32-5	—	9-1	W 5	51-18
Maryland	113-63	.642	55-16	41-35	16-10	53-14	1-2	7-3	L 2	54-23
Miami	16-4	.800	8-1	6-3	2-0	8-1	—	8-2	W 1	16-3
North Carolina	104-132	.441	51-46	33-60	20-26	41-35	—	7-3	W 2	39-37
NC State	140-98	.588	61-27	46-40	20-19	48-23	13-12	8-2	W 1	49-21
Notre Dame	19-2	.905	6-0	4-2	9-0	6-0	—	10-0	W 11	12-1
Pittsburgh	6-6	.500	2-3	3-2	1-1	2-2	—	6-4	L 1	0-1
Syracuse	2-2	.500	0-0	0-0	2-2	0-0	—	2-2	W 1	1-1
Virginia	115-49	.701	55-10	39-34	21-5	50-8	—	8-2	L 1	51-17
Virginia Tech	42-8	.840	17-1	10-5	11-1	17-1	4-1	9-1	W 6	13-3
Wake Forest	162-77	.678	71-18	45-38	33-9	57-16	13-12	8-2	W 7	43-23
Totals	938-504	.650	442-133	309-262	156-82	403-111	33-26			426-169

- Chart above reflects Duke's overall record vs. teams currently competing in the Atlantic Coast Conference (does not represent conference only games).
- The Blue Devils have posted an overall record of 562-286 (.663) in ACC regular season games only since the inception of the league in 1953-54.
- Duke posted a 31-10 record vs. South Carolina during its membership in the ACC from 1954-1971.
- Duke is 12-1 vs. Boston College, 12-3 vs. Miami, and 13-3 vs. Virginia Tech as members of the league.
- Notre Dame, Pittsburgh and Syracuse joined the ACC for the 2013-14 season.

Duke vs. Conferences

America East	W-L
Albany	2-0
Binghamton	1-0
Hartford	0-0
Maine	0-0
Mass. Lowell	0-0
Md.-Baltimore County	0-0
New Hampshire	1-0
Stony Brook	0-0
Vermont	2-0
Totals	6-0

American	W-L
Central Florida	0-0
Cincinnati	2-1
Connecticut	5-4
Houston	0-0
Louisville	5-4
Memphis	1-0
Rutgers	3-0
SMU	3-1
South Florida	3-0
Temple	19-10
Totals	41-20

Atlantic 10	W-L
Dayton	5-1
Duquesne	5-1
Fordham	0-0
George Washington	14-13
George Mason	3-0
LaSalle	4-0
Massachusetts	1-0
Rhode Island	3-0
Richmond	8-2
Saint Louis	4-0
St. Bonaventure	0-1
St. Joseph's	10-0
VCU	1-1
Totals	58-19

Atlantic Sun	W-L
E. Tennessee State	0-1
Florida Gulf Coast	1-0
Jacksonville	0-0
Kennesaw State	0-0
Lipscomb	0-0
Mercer	3-1
Northern Kentucky	0-0
North Florida	0-0
Stetson	9-2
USC Upstate	0-0
Totals	13-4

Big 12	W-L
Baylor	1-0
Iowa State	1-0
Kansas	7-2
Kansas State	2-0
Oklahoma	4-0
Oklahoma State	1-1
TCU	0-0
Texas	4-0
Texas Tech	0-0
West Virginia	18-7
Totals	38-10

Big East	W-L
Butler	3-0
Creighton	1-0
DePaul	4-0
Georgetown	7-7
Marquette	6-2
Providence	1-1
Seton Hall	7-1
St. John's	15-6
Villanova	7-4
Xavier	4-0
Totals	55-21

Big Sky	W-L
Eastern Washington	0-0
Idaho State	0-0
Montana	1-0
Montana State	0-0
North Dakota	0-0
Northern Arizona	0-0
Northern Colorado	0-0
Portland State	1-0
Sacramento State	0-0
Southern Utah	0-0
Weber State	0-0
Totals	2-0

Big South	W-L
Campbell	2-0
Charleston Southern	0-0
Coastal Carolina	1-0
Gardner-Webb	1-0
High Point	3-0
Liberty	1-0
Longwood	0-0
Presbyterian	2-0
UNC Asheville	1-0
Radford	2-0
VMI	18-9
Winthrop	1-0
Totals	32-9

Big Ten	W-L
Illinois	5-2
Indiana	4-3
Iowa	7-1
Michigan	21-8
Michigan State	8-2
Minnesota	2-1
Nebraska	0-0
Northwestern	7-0
Ohio State	4-3
Penn State	8-1
Purdue	3-4
Wisconsin	1-1
Totals	70-26

Big West	W-L
Cal Poly	0-0
Cal State Fullerton	0-0
Cal State Northridge	0-0
Hawaii	1-0
Long Beach State	2-0
UC Davis	0-0
UC Irvine	0-0
UC Riverside	0-0
UC Santa Barbara	0-0
Totals	5-0

Colonial Ath. Assn.	W-L
College of Charleston	0-0
Delaware	2-0
Drexel	1-0
Hofstra	0-0
James Madison	0-0
N.C. Wilmington	1-0
Northeastern	4-0
Towson	0-0
William & Mary	27-3
Totals	35-3

Conference USA	W-L
Charlotte	3-0
Florida Atlantic	0-0
Florida International	0-0
East Carolina	20-0
Louisiana Tech	0-0
Marshall	0-0
Middle Tennessee State	0-0
North Texas	0-0
Old Dominion	2-0
Rice	1-0
Southern Mississippi	0-0
Texas San Antonio	0-0
Tulane	2-1
Tulsa	3-0
UAB	3-0
UTEP	0-0
Totals	34-1

Horizon League	W-L
Cleveland State	0-0
Detroit	2-0
Illinois-Chicago	1-0
Oakland	0-0
Valparaiso	3-0
Wisconsin-Green Bay	0-0
Wisconsin-Milwaukee	0-0
Wright State	0-0
Youngstown State	0-0
Totals	6-0

Independent	W-L
NJIT	0-0
Totals	0-0

Ivy League	W-L
Brown	3-1
Columbia	2-1
Cornell	5-0
Dartmouth	0-0
Harvard	10-0
Pennsylvania	10-6
Princeton	18-1
Yale	3-0
Totals	51-9

Metro Atlantic	W-L
Canisius	4-1
Fairfield	3-0
Iona	0-0
Manhattan	0-0
Marist	0-0
Monmouth	2-0
Quinnipiac	0-0
Niagara	0-0
Rider	1-0
Siena	0-0
St. Peter's	0-2
Totals	10-3

Mid-American	W-L
Akron	0-0
Ball State	1-0
Bowling Green	0-0
Buffalo	0-0
Central Michigan	1-0
Eastern Michigan	0-1
Kent State	2-0
Miami (Ohio)	1-0
Northern Illinois	0-0
Ohio	1-0
Toledo	1-0
Western Michigan	1-0
Totals	8-1

Mid-Eastern Ath.	W-L
Bethune-Cookman	0-0
Coppin State	0-0
Delaware State	1-0
Florida A&M	1-0
Hampton	1-0
Howard	1-0
Md.-Eastern Shore	0-0
Morgan State	0-0
Norfolk State	0-0
North Carolina A&T	8-0
North Carolina Central	1-0
Savannah State	0-0
S.C. State	7-0
Totals	20-0

Missouri Valley	W-L
Bradley	2-1
Drake	1-0
Evansville	0-0
Illinois State	0-0
Indiana State	0-0
Loyola (Ill.)	1-1
Missouri State	1-0
Northern Iowa	0-0
Southern Illinois	3-1
Wichita State	0-0
Totals	8-3

Mountain West	W-L
Air Force	1-0
Boise State	0-0
Colorado State	2-0
Fresno State	1-0
Nevada	0-0
New Mexico	0-0
San Diego State	1-0
San Jose State	1-0
UNLV	1-2
Utah State	0-0
Wyoming	2-0
Totals	9-2

Northeast	W-L
Bryant	0-0
Central Conn. State	0-0
Farleigh Dickinson	0-0
LIU Brooklyn	0-1
Monmouth	2-0
Mount St. Mary's	0-0
Robert Morris	0-0
Sacred Heart	0-0
St. Francis (N.Y.)	0-0
St. Francis (Pa.)	0-0
Wagner	0-0
Totals	2-1

Ohio Valley	W-L
Austin Peay	0-0
Belmont	2-0
Eastern Illinois	0-0
Eastern Kentucky	1-0
Jacksonville State	0-0
Morehead State	0-0
Murray State	1-0
SIU-Edwardsville	0-0
Southeast Missouri State	0-0
Tennessee State	0-0
Tennessee Tech	0-0
Tennessee-Martin	1-0
Totals	5-0

Pacific 12	W-L
Arizona	4-4
Arizona State	1-0
California	1-2
Colorado	1-1
Oregon	1-0
Oregon State	2-0
Southern Cal	4-2
Stanford	0-2
UCLA	9-6
Utah	2-1
Washington	5-1
Washington State	0-0
Totals	30-19

Patriot League	W-L
American	0-0
Army	9-3
Boston University	6-0
Bucknell	3-0
Colgate	2-1
Holy Cross	2-0
Lafayette	1-0
Lehigh	4-1
Loyola (Md.)	2-0
Navy	29-13
Totals	58-18

Southeastern	W-L
Alabama	7-3
Arkansas	1-2
Auburn	3-0
Florida	12-4
Georgia	2-3
Kentucky	9-11
LSU	5-2
Mississippi	0-0
Mississippi State	1-2
Missouri	2-0
South Carolina	57-19
Tennessee	8-7
Texas A&M	1-0
Vanderbilt	10-5
Totals	118-57

Southern	W-L
Appalachian State	7-1
Chattanooga	0-0
Citadel	9-0
Davidson	89-17
Elon	15-5
Furman	6-1
Georgia Southern	2-0
Samford	0-0
UNC Greensboro	10-0
Western Carolina	3-0
Wofford	5-0
Totals	146-24

Southland	W-L
Abilene Christian	0-0
Central Arkansas	0-0
Houston Baptist	0-0
Incarnate Word	0-0
Lamar	2-0
McNeese State	0-0
New Orleans	1-0
Nicholls State	0-0
Northwestern State	0-0
Oral Roberts	0-0
Sam Houston State	0-0
Southeastern La.	0-0
Stephen F. Austin	0-0
Texas A&M-CC	0-0
Totals	3-0

Summit	W-L
Denver	0-0
IPFW	0-0
IUPUI	0-0
Nebraska-Omaha	0-0
North Dakota State	0-0
South Dakota	0-0
South Dakota State	0-0
Western Illinois	0-0
Totals	0-0

Sun Belt	W-L
Arkansas-Little Rock	0-0
Arkansas State	0-0
Georgia State	1-0
Louisiana-Lafayette	1-0
Louisiana-Monroe	1-0
Texas Arlington	0-0
Texas State	0-0
South Alabama	0-0
Troy	0-0
Western Kentucky	4-0
Totals	7-0

SWAC	W-L
Alabama A&M	0-0
Alabama State	1-0
Alcorn State	0-0
Arkansas-Pine Bluff	1-0
Grambling State	0-0
Jackson State	0-0
Miss. Valley State	1-0
Prairie View A&M	0-0
Southern	1-0
Texas Southern	1-0
Totals	5-0

West Coast	W-L
Brigham Young	1-1
Gonzaga	2-0
Loyola Marymount	0-0
Pacific	2-0
Pepperdine	1-0
Portland	3-0
St. Mary's (Calif.)	0-0
San Diego	0-0
San Francisco	1-1
Santa Clara	2-0
Totals	12-2

Western Athletic	W-L
Cal State - Bakersfield	0-0
Chicago State	0-0
Grand Canyon	0-0
Idaho	0-0
New Mexico State	1-0
Seattle	0-0
Texas Arlington	0-0
Texas San Antonio	0-0
Texas Pan American	0-0
UMKC	0-0
Utah Valley	0-0
Totals	1-0

Duke Dominance

Duke has dominated college basketball for the last 16 seasons. Among Duke's incredible accomplishments from the 1997-98 through 2012-13 seasons were the 2001 & 2010 NCAA Championships, four Final Four appearances, five consecutive ACC regular season championships from 1998-2001, 10 ACC Tournament titles, including an unprecedented five consecutive ACC Tournament titles from 1999-2003, five years ranked number one in the final AP poll and a national-high 484 victories, an average of 30.3 per season. The following is a look at Duke compared with several prominent programs during that 16-year period.

Team	Overall Victories	20-Win Seasons	30-Win Seasons	Regular Season League Titles	League Tmt. Titles	NCAA Titles	Ntl. Players of the Year	Final AP No. 1 Ranking	Final Fours	Consensus First Team All-Americans	Academic All-Americans	Top 10 Final RPI	NBA Lotto Picks
►Duke	484	6	10	7	10	2	6 ¹	6 ²	4	9 ³	7	16	12
Kansas	471	7	9	12	8	1	4	--	4	7	3	10	13
Gonzaga	428	15	1	13	11	--	1	--	--	3	2	3	2
Kentucky	426	11	4	9	7	2	1	2	3	2	--	10	9
Syracuse	418	12	4	4	2	1	--	--	2	2	1	3	7
North Carolina	415	10	6	7	3	2	2	2	5	5	2	9	10
Michigan State	406	10	3	6	3	1	1	--	6	2	3	6	1
Connecticut	405	7	6	7	5	3	1	--	4	4	--	6	12
Florida	402	14	2	5	3	2	--	--	3	--	3	5	6
Memphis	398	11	5	6	6	--	--	--	1	1	--	4	4
Butler	388	12	2	9	6	--	--	--	2	--	9	1	1
Ohio State	383	10	3	6	5	--	1	4	3	3	2	5	9
Xavier	377	14	1	8	4	--	1	--	--	1	1	1	1
Arizona	375	11	3	5	1	--	--	--	1	3	--	6	8
Wisconsin	375	12	2	3	2	--	--	--	1	1	--	1	1
Illinois	370	13	1	5	2	--	--	1	1	1	--	2	2
Louisville	369	7	4	2	4	1	--	2	3	--	1	4	2
Texas	368	12	2	3	--	--	2	--	1	4	1	5	9
Pittsburgh	366	11	2	4	2	--	--	--	--	1	--	5	1
Cincinnati	362	11	1	6	3	--	1	--	--	2	--	3	3
Stanford	362	7	3	4	1	--	--	1	1	2	3	3	3
Maryland	360	10	1	2	1	1	--	--	2	1	--	2	3
Oklahoma State	354	12	1	1	2	--	--	--	1	--	--	2	1
Oklahoma	351	10	2	1	3	--	1	--	1	1	1	3	3
UCLA	349	11	3	4	7	--	--	--	3	2	--	4	5
Temple	338	10	--	6	5	--	--	--	--	--	--	1	--
Notre Dame	334	11	--	1	--	--	--	--	--	2	4	2	1
Tennessee	334	10	1	3	--	--	--	--	--	--	--	2	1
Tulsa	329	8	1	2	1	--	--	--	--	--	1	--	2
Utah	314	7	1	6	3	--	1	--	1	2	2	--	3
West Virginia	310	7	1	--	1	--	--	--	1	--	6	1	3
Indiana	308	10	--	2	--	--	--	--	1	2	2	2	4
N.C. State	308	9	--	--	--	--	--	--	--	--	--	--	--
Wake Forest	295	7	--	1	--	--	--	--	--	2	1	1	2
Boston College	293	9	--	2	1	--	--	--	--	--	--	2	--
Michigan	292	8	1	--	1	--	1	--	1	1	1	1	3
Florida State	283	6	--	--	1	--	--	--	--	--	--	--	1
Fresno State	277	7	--	2	1	--	--	--	--	--	--	--	3
Virginia	268	4	--	1	--	--	--	--	--	--	--	--	--
Georgia Tech	264	4	--	--	--	--	--	--	1	--	1	1	4

¹ Duke's Elton Brand was the unanimous National Player of the Year in 1999. Shane Battier was the consensus National Player of the Year in 2001, but he shared the award with Blue Devil teammate Jason Williams (NABC). Duke was the first program in college history to have two National Player of the Year honorees from the same team in the same season. Williams was the consensus winner in 2002. J.J. Redick won or shared all of the major Player of the Year awards in 2006. Of a possible 71 National Player of the Year honors awarded by the Associated Press, U.S. Basketball Writers Association, Wooden Award, Naismith Award, Rupp Award and the National Association of Basketball Coaches, the past 13 seasons, Duke players have collected 28 of them. Duke has had four Player of the Year winners in the past 10 seasons.


² Duke finished number one in the final AP poll in four consecutive seasons from 1999-2002, becoming the first college program in history to accomplish that feat. Since the 1997-98 season, Duke has been ranked No. 1 in the nation 72 weeks, 35 more than the next closest team. Duke has reached No. 1 in 11 of the past 16 seasons.

³ Duke's nine consensus first team All-Americans from 1998-2013 are the most by any program in the nation. Elton Brand (1999), Chris Carrawell (2000), Shane Battier (2001), Jason Williams (2001, 2002), J.J. Redick (2005, 2006), Shelden Williams (2006) and Nolan Smith (2011) were the Blue Devils' first team All-America honorees during that time.

2013-14 Radio / TV Roster



Jabari Parker
F • FR-HS • 6-8 • 235
Chicago, Illinois



Quinn Cook
G • JR-2L • 6-2 • 180
Washington, D.C.



Tyler Thornton
G • SR-3L • 6-2 • 190
Washington, D.C.



Rodney Hood
F • R-SO-1L • 6-8 • 215
Meridian, Mississippi




Alex Murphy
F • R-SO-2L • 6-9 • 230
Wakefield, Rhode Island




Matt Jones
G • FR-HS • 6-4 • 200
DeSoto, Texas




Rasheed Sulaimon
G • SO-1L • 6-4 • 190
Houston, Texas




Josh Hairston
F • SR-3L • 6-8 • 235
Fredericksburg, Virginia




Semi Ojeleye
F • FR-HS • 6-7 • 230
Ottawa, Kansas




Amile Jefferson
F • SO-1L • 6-9 • 210
Philadelphia, Pennsylvania



Andre Dawkins
G • GR-3L • 6-5 • 215
Chesapeake, Virginia



Marshall Plumlee
C • R-SO-2L • 7-0 • 260
Warsaw, Indiana



Nick Pagliuca
G • FR-HS • 6-3 • 175
Weston, Massachusetts



Todd Zafirovski
F • GR-4L • 6-9 • 245
Lake Forest, Illinois



Mike Krzyzewski
Head Coach
34th Season at Duke

2013-14 SCHEDULE

FRI.	OCT. 18	COUNTDOWN TO CRAZINESS (PRESENTED BY PNC)	GODUKE.COM	8:00
SAT.	OCT. 26	BOWIE STATE (EXHIBITION)	GODUKE.COM	1:00
SAT.	NOV. 2	DRURY (EXHIBITION)	GODUKE.COM	1:00
FRI.	NOV. 8	DAVIDSON	ESPNU	7:00

State Farm Champions Classic				
Tue.	Nov. 12	vs. Kansas &	ESPN	10:00

FRI.	NOV. 15	FLORIDA ATLANTIC		7:00
------	---------	------------------	--	------

PRESEASON NIT				
MON.	NOV. 18	UNC ASHEVILLE	ESPNU	7:00
TUE.	NOV. 19	EAST CAROLINA/NORFOLK STATE	ESPNU	6:00
SUN.	NOV. 24	VERMONT	ESPNU	6:30

Preseason NIT				
Wed.	Nov. 27	Semifinal +	ESPN	TBD
Fri.	Nov. 29	Championship +	ESPN	TBD

BIG TEN/ACC CHALLENGE PRESENTED BY DICK'S SPORTING GOODS

TUE.	DEC. 3	MICHIGAN	ESPN	9:15
------	--------	----------	------	------

MON.	DEC. 16	GARDNER-WEBB	ESPNU	7:00
------	---------	--------------	-------	------

CARQUEST Auto Parts Classic				
Thu.	Dec. 19	vs. UCLA +	ESPN	7:30

SAT.	DEC. 28	EASTERN MICHIGAN	ESPN2	2:00
------	---------	------------------	-------	------

Tue.	Dec. 31	vs. Elon #	ESPNU	1:00
------	---------	------------	-------	------

Sat.	Jan. 4	at Notre Dame *	CBS	4:00
------	--------	-----------------	-----	------

TUE.	JAN. 7	GEORGIA TECH *	ESPNU	7:00
------	--------	----------------	-------	------

Sat.	Jan. 11	at Clemson *	RSN	2:00
------	---------	--------------	-----	------

MON.	JAN. 13	VIRGINIA *	ESPN	7:00
------	---------	------------	------	------

SAT.	JAN. 18	NC STATE *	CBS	2:00
------	---------	------------	-----	------

Wed.	Jan. 22	at Miami *	ESPN2	7:30
------	---------	------------	-------	------

SAT.	JAN. 25	FLORIDA STATE *	ESPN	12:00
------	---------	-----------------	------	-------

Mon.	Jan. 27	at Pittsburgh *	ESPN	7:00
------	---------	-----------------	------	------

Sat.	Feb. 1	at Syracuse *	ESPN	6:30
------	--------	---------------	------	------

TUE.	FEB. 4	WAKE FOREST *	ESPNU	9:00
------	--------	---------------	-------	------

Sat.	Feb. 8	at Boston College *	ESPN	6:00
------	--------	---------------------	------	------

Wed.	Feb. 12	at North Carolina *	ESPN/ACCN	9:00
------	---------	---------------------	-----------	------

SAT.	FEB. 15	MARYLAND *	ESPN2	6:00
------	---------	------------	-------	------

Tue.	Feb. 18	at Georgia Tech *	ACCN	9:00
------	---------	-------------------	------	------

SAT.	FEB. 22	SYRACUSE *	ESPN	6:00
------	---------	------------	------	------

TUE.	FEB. 25	VIRGINIA TECH *	ESPNU	7:00
------	---------	-----------------	-------	------

Wed.	Mar. 5	at Wake Forest *	ESPN2	7:00
------	--------	------------------	-------	------

SAT.	MAR. 8	NORTH CAROLINA *	ESPN	9:00
------	--------	------------------	------	------

ACC Tournament				
Wed.-Sun.	Mar. 12-16	ACC Tournament #	ESPN/ACCN	TBD

& United Center; + Madison Square Garden; # Greensboro Coliseum;
 * Denotes ACC contest; All Game times are Eastern Time Zone;
 Home games in **BOLD ALL CAPS**; RSN - Regional Sports Network; ACCN - ACC Network.