

**CONTENTS**

**2019-20 SEASON**

Contents	1
This is Carolina Basketball	2-3
2019-20 Roster	4
2019-20 Photo Roster	5
2019-20 Schedule	6
2019-20 Quick Facts	7
All-Access With Carolina Basketball	8
2019 Battle 4 Atlantis	9
Media Information	10

**MEET THE TAR HEELS**

Brandon Robinson	11-13
Christian Keeling	14-15
Justin Pierce	16-17
Caleb Ellis	18
Shea Rush	19
Garrison Brooks	20-22
Brandon Huffman	23-24
Sterling Manley	25-26
Walker Miller	27
Andrew Platek	28-29
K.J. Smith	30
Ryan McAdoo	31
Leaky Black	32-33
Cole Anthony	34
Armando Bacot	35
Jeremiah Francis	36
Anthony Harris	37

**COACHES & STAFF**

Roy Williams	38-50
Steve Robinson	51
Hubert Davis	52
Brad Frederick	53
Sean May	54
Kendall Marshall	55
Jonas Sahratian, Eric Hoots, Doug Halverson	56
Support Staff	57

**THIS IS CAROLINA BASKETBALL**

Academic Excellence	58-59
Carolina: The First State University	60-61
The Rams Club	62-63
Carolina Family	64-65
The Carolina Way	66-67
Why Carolina?	68-69
Interim Chancellor Kevin Guskiewicz	70
Athletic Director Bubba Cunningham	70
Carolina in the Community	71
National Exposure	72-73
Sports Illustrated Covers	74
Tar Heels in Broadcasting	75
Sparkling Facilities	76-77
Smith Center Gameday	78-79
Top-Notch Training	80-81
The Dean E. Smith Center	82
Smith Center Records	83
Late Night With Roy	84
Carolina Basketball Museum	85

**HISTORY**

Carolina Basketball by the Numbers	86-88
Olympians	89
Hall of Famers	90-91
National Players of the Year	92-93
Retired Jerseys	94-97
Jerseys in the Rafters	98-101
Carolina Basketball Timeline	102-109
Dean Smith	110-111
National Titles	112-113
20 Final Fours	114-115
1957 NCAA Champions	116-117
1982 NCAA Champions	118-119
1993 NCAA Champions	120-121
2005 NCAA Champions	122-123
2009 NCAA Champions	124-125
2017 NCAA Champions	126-127
NCAA Tournament History	128-130
NCAA Tournament Results	131-133
NCAA Tournament Team Records	134
NCAA Tournament Individual Records	135
ACC Tournament History	136-139
Fantastic Finishes	140-143
NBA Legacy	144-145
Tar Heels in the NBA	146-147
Harrison Barnes	148
Tony Bradley	149
Reggie Bullock	150
Vince Carter	151
Ed Davis	152
Wayne Ellington	153
Raymond Felton	154
Danny Green	155
John Henson	156
Justin Jackson	157
Cameron Johnson	158
Nassir Little	159
Theo Pinson	160
Coby White	161
Marvin Williams	162
All-Time NBA/Pro Roster	163-165
NBA Draft Powerhouse	166-167
NBA Award Winners	168-169

**RECORD BOOK**

Team Records: Single Game	170-171
Team Records: Season	172
Scoring Records	173-176
Field Goal Records	177
Three-Point Field Goal Records	178
Free Throw Records	179
Rebounding Records	180
Assist Records	181
Steal Records	182
Blocked Shot Records	183
Miscellaneous Records	184
Top Single-Game Performances	185
Yearly Statistical Leaders	186-187
Annual UNC Team Statistics	188
Annual Opponent Team Statistics	189

Award Winners	190-194
Stats for 1,000-Point Scorers	195
All-Time Roster	196-197
Jersey Numbers	198
Frank McGuire	199
Bill Guthridge	199
Coaching Records	199
Year-by-Year Records	200-201
Scores in the Roy Williams Era	202-203
AP Poll History	204

**2018-19 SEASON REVIEW**

2018-19 Statistics & Results	205
2018-19 Team Game-by-Game Statistics	206
2018-19 Highs & Lows	207
2018-19 Miscellaneous Statistics	208



The 2019-20 University of North Carolina men's basketball media guide was published by the UNC Athletic Communications office.

**Editor:** Matt Bowers

**Editorial Assistance:** Steve Kirschner, Joe Amati (NBA Entertainment), Milledge Armes, Jeffrey Camarati,

Davis Dupree, Dana Gelin, Maggie Hobson, Matthew Largen, Trevor Stryker, Tony Tucker.

**Photography:** Head shots by Jeffrey Camarati. Special thanks to J.D. Lyon Jr. Photos of NBA players courtesy of NBA Entertainment/Getty Images.

**Covers:** Designed by Tony Tucker.

**Cover Photos:** *FRONT:* Peyton Williams (Brooks, Robinson), Josh Reavis (seniors); *INSIDE FRONT:* NBA Entertainment/Getty Images; *INSIDE BACK:* Williams; *BACK:* Jeffrey Camarati (2019 team with trophy)


**Printing:** Progressive Business Solutions of Raleigh, N.C. Special thanks to Tim Catlett Jr.

**GOHEELS.COM**



**@UNC\_Basketball**  
**@UNCMBBStats**

Peyton Williams





# This is Carolina Basketball



**Academic Excellence**



**NBA Showcase**



**20 Final Fours**





**14 Olympians**



**Five Final Four MOPs**



**11 National Players of the Year**



**Over 2,200 Wins**



**Carolina Family**



**Six NCAA Titles**



## 2019-20 ROSTER

## ALPHABETICAL

No.	Player	Yr.	Pos.	Ht.	Wt.	Hometown	High School
2	Cole Anthony	Fr.	G	6-3	190	New York, N.Y.	Oak Hill Academy (Mouth of Wilson, Va.)
5	Armando Bacot	Fr.	F	6-10	232	Richmond, Va.	IMG Academy (Bradenton, Fla.)
1	Rechon "Leaky" Black	So.	G	6-8	195	Concord, N.C.	Cox Mill
15	Garrison Brooks	Jr.	F	6-9	235	LaFayette, Ala.	Auburn (Auburn, Ala.)
25	Caleb Ellis	Gr.	F	6-5	190	Apex, N.C.	Cary Christian School (Cary, N.C.)
13	Jeremiah Francis	Fr.	G	6-0	210	Reynoldsburg, Ohio	Pickerington Central (Pickerington, Ohio)
0	Anthony Harris	Fr.	G	6-4	190	Woodbridge, Va.	Paul VI (Fairfax, Va.)
42	Brandon Huffman	Jr.	F	6-10	255	Goldsboro, N.C.	Word of God Christian Academy (Raleigh, N.C.)
55	Christian Keeling	Gr.	G	6-3	180	Augusta, Ga.	Laney/Charleston Southern
21	Sterling Manley	Jr.	F	6-11	250	Pickerington, Ohio	Pickerington Central
35	Ryan McAdoo	So.	F	6-5	205	Boca Raton, Fla.	Saint Andrew's School
22	Walker Miller	Jr.	F	6-11	230	Greensboro, N.C.	New Hampton Prep (New Hampton, N.H.)
14	Robbie O'Han	Sr.	G	6-2	170	Raleigh, N.C.	St. David's
32	Justin Pierce	Gr.	F	6-7	210	Glen Ellyn, Ill.	Glenbard West/William and Mary
3	Andrew Platek	Jr.	G	6-4	200	Guilderland, N.Y.	Northfield Mount Hermon School (Mount Hermon, Mass.)
4	Brandon Robinson	Sr.	G	6-5	173	Douglasville, Ga.	Douglas County
11	Shea Rush	Sr.	F	6-5	210	Fairway, Kan.	The Barstow School (Kansas City, Mo.)
30	K.J. Smith	Jr.	G	6-2	175	Calabasas, Calif.	IMG Academy (Bradenton, Fla.)

## NUMERICAL

No.	Player	Yr.	Pos.	Ht.	Wt.	Hometown	High School
0	Anthony Harris	Fr.	G	6-4	190	Woodbridge, Va.	Paul VI (Fairfax, Va.)
1	Rechon "Leaky" Black	So.	G	6-8	195	Concord, N.C.	Cox Mill
2	Cole Anthony	Fr.	G	6-3	190	New York, N.Y.	Oak Hill Academy (Mouth of Wilson, Va.)
3	Andrew Platek	Jr.	G	6-4	200	Guilderland, N.Y.	Northfield Mount Hermon School (Mount Hermon, Mass.)
4	Brandon Robinson	Sr.	G	6-5	173	Douglasville, Ga.	Douglas County
5	Armando Bacot	Fr.	F	6-10	232	Richmond, Va.	IMG Academy (Bradenton, Fla.)
11	Shea Rush	Sr.	F	6-5	210	Fairway, Kan.	The Barstow School (Kansas City, Mo.)
13	Jeremiah Francis	Fr.	G	6-0	210	Reynoldsburg, Ohio	Pickerington Central (Pickerington, Ohio)
14	Robbie O'Han	Sr.	G	6-2	170	Raleigh, N.C.	St. David's
15	Garrison Brooks	Jr.	F	6-9	235	LaFayette, Ala.	Auburn (Auburn, Ala.)
21	Sterling Manley	Jr.	F	6-11	250	Pickerington, Ohio	Pickerington Central
22	Walker Miller	Jr.	F	6-11	230	Greensboro, N.C.	New Hampton Prep (New Hampton, N.H.)
25	Caleb Ellis	Gr.	F	6-5	190	Apex, N.C.	Cary Christian School (Cary, N.C.)
30	K.J. Smith	Jr.	G	6-2	175	Calabasas, Calif.	IMG Academy (Bradenton, Fla.)
32	Justin Pierce	Gr.	F	6-7	210	Glen Ellyn, Ill.	Glenbard West/William and Mary
35	Ryan McAdoo	So.	F	6-5	205	Boca Raton, Fla.	Saint Andrew's School
42	Brandon Huffman	Jr.	F	6-10	255	Goldsboro, N.C.	Word of God Christian Academy (Raleigh, N.C.)
55	Christian Keeling	Gr.	G	6-3	180	Augusta, Ga.	L a n e y / Charleston Southern

**Head Coach:** Roy Williams (17th year at UNC, 32nd as a head coach)

**Assistant Coaches:** Steve Robinson, Hubert Davis, Brad Frederick

**Dir. of Operations:** Sean May

**Dir. of Strength & Conditioning:** Jonas Sahratian

**Dir. of Player Development:** Eric Hoots

**Dir. of Recruiting:** Kendall Marshall

**Head Trainer:** Doug Halverson

## PRONUNCIATION GUIDE

Rechon Leaky	RAY-shon LEE-key
Armando Bacot	ARE-mahn-doe BAY-cot
Platek	PLAY-teck
Sahratian	suh-RAY-shun

Peyton Williams



2019-20 PHOTO ROSTER



Anthony Harris  
Fr. • G • 6-4 • 190 **0**



Leaky Black  
So. • F • 6-8 • 195 **1**



Cole Anthony  
Fr. • G • 6-3 • 290 **2**



Andrew Platek  
Jr. • G • 6-4 • 200 **3**



Brandon Robinson  
Sr. • G • 6-5 • 173 **4**




Armando Bacot  
Fr. • F • 6-10 • 232 **5**



Shea Rush  
Sr. • F • 6-5 • 210 **11**



Jeremiah Francis  
Fr. • G • 6-0 • 210 **13**



Robbie O'Han  
Sr. • G • 6-2 • 170 **14**



Garrison Brooks  
Jr. • F • 6-9 • 235 **15**



Sterling Manley  
Jr. • F • 6-11 • 250 **21**




Walker Miller  
Jr. • F • 6-11 • 230 **22**



Caleb Ellis  
Gr. • F • 6-5 • 190 **25**



K.J. Smith  
Jr. • G • 6-2 • 175 **30**



Justin Pierce  
Gr. • F • 6-7 • 210 **32**



Ryan McAdoo  
So. • F • 6-5 • 205 **35**



Brandon Huffman  
Jr. • F • 6-10 • 255 **42**



Christian Keeling  
Gr. • G • 6-3 • 180 **55**



Maggie Hobson

**2019-20 SCHEDULE**

DAY	DATE	OPPONENT	SITE	TIME (Eastern)	TV
Fri.	Nov. 1	Winston-Salem State (exhibition)	Chapel Hill	7:30 p.m.	ACC Network Extra
Wed.	Nov. 6	Notre Dame	Chapel Hill	7 p.m.	ACCN
Fri.	Nov. 8	at UNCW (Trask Coliseum)	Wilmington, N.C.	7 p.m.	FloSports
Fri.	Nov. 15	Gardner-Webb	Chapel Hill	9 p.m.	ACCN

**Bad Boy Mowers Battle 4 Atlantis**

Wed.	Nov. 20	Elon	Chapel Hill	8:30 p.m.	RSN
Wed.	Nov. 27	vs. Alabama	Paradise Island, Bahamas	2:30 p.m.	ESPN or ESPN2
Thu.	Nov. 28	vs. Iowa State or Michigan	Paradise Island, Bahamas	1:30 or 6:30 p.m.	TBA
Fri.	Nov. 29	vs. TBA	Paradise Island, Bahamas	TBA	TBA

**ACC-Big Ten Challenge**

Wed.	Dec. 4	Ohio State	Chapel Hill	9:30 p.m.	ESPN
Sat.	Dec. 7 or				
or Sun	Dec. 8	at Virginia (John Paul Jones Arena)	Charlottesville, Va.	TBA	ACCN
Sun.	Dec. 15	Wofford (Carmichael Arena)	Chapel Hill	4 p.m.	ACCN
Wed.	Dec. 18	at Gonzaga (McCarthy Center)	Spokane, Wash.	9 p.m.	ESPN2

**CBS Sports Classic (T-Mobile Arena)**

Sat.	Dec. 21	vs. UCLA	Las Vegas, Nev.	3 p.m.	CBS
Mon.	Dec. 30	Yale	Chapel Hill	7 p.m.	ACCN
Sat.	Jan. 4	Georgia Tech	Chapel Hill	6 p.m.	ACCN
Wed.	Jan. 8	Pittsburgh	Chapel Hill	7 p.m.	ACCN
Sat.	Jan. 11	Clemson	Chapel Hill	4:30 p.m.	RSN
Sat.	Jan. 18	at Pittsburgh (Petersen Events Center)	Pittsburgh, Pa.	Noon	an ESPN channel
Wed.	Jan. 22	at Virginia Tech (Cassell Coliseum)	Blacksburg, Va.	8 p.m.	ACCN
Sat.	Jan. 25	Miami	Chapel Hill	Noon	an ESPN channel
Mon.	Jan. 27	at NC State (PNC Arena)	Raleigh, N.C.	7 p.m.	ESPN
Sat.	Feb. 1	Boston College	Chapel Hill	6 or 8 p.m.	ACCN
Mon.	Feb. 3	at Florida State (Tucker Center)	Tallahassee, Fla.	7 p.m.	ESPN
Sat.	Feb. 8	Duke	Chapel Hill	6 p.m.	ESPN
Tue.	Feb. 11	at Wake Forest (LJVM Coliseum)	Winston-Salem, N.C.	8 p.m.	ACCN
Sat.	Feb. 15	Virginia	Chapel Hill	6 or 8 p.m.	ESPN or ESPN2
Mon.	Feb. 17	at Notre Dame (Joyce Center)	Notre Dame, Ind.	7 p.m.	ESPN
Sat.	Feb. 22	at Louisville (KFC Yum! Center)	Louisville, Ky.	6 or 8 p.m.	ESPN or ESPN2
Tue.	Feb. 25	NC State	Chapel Hill	9 p.m.	an ESPN channel
Sat.	Feb. 29	at Syracuse (Carrier Dome)	Syracuse, N.Y.	TBA	ESPN or ESPN2
Tue.	March 3	Wake Forest	Chapel Hill	7 p.m.	an ESPN channel
Sat.	March 7	at Duke (Cameron Indoor Stadium)	Durham, N.C.	6 p.m.	ESPN

**Atlantic Coast Conference Tournament (Greensboro Coliseum)**

Tue.	March 10	First Round	Greensboro, N.C.	TBA
Wed.	March 11	Second Round	Greensboro, N.C.	TBA
Thu.	March 12	Quarterfinals	Greensboro, N.C.	TBA
Fri.	March 13	Semifinals	Greensboro, N.C.	7 and 9:20 p.m.
Sat.	March 14	Championship	Greensboro, N.C.	8:30 p.m.

**NCAA Tournament Sites**

**First Four:** March 17-18 – Dayton, Ohio

**First & Second Rounds:** March 19 and 21 – Albany, N.Y.; St. Louis, Mo.; Spokane, Wash.; Tampa, Fla.; March 20 and 22 – Cleveland, Ohio; Greensboro, N.C.; Omaha, Neb.; Sacramento, Calif.

**Regionals:** March 26 and 28 – Indianapolis, Ind. (Midwest); Los Angeles, Calif. (West); March 27 and 29 – Houston, Texas (South); New York, N.Y. (East)

**Final Four:** April 4 and 6 – Atlanta, Ga.



Home games at the Dean E. Smith Center (except the Dec. 15 game vs. Wofford, which will be played in Carmichael Arena)

## 2019-20 QUICK FACTS

## LINEUP BREAKDOWN

## STARTER RETURNING (1)

No. Player	Ht.	Wt.	Cl.	Pos.
15 Garrison Brooks	6-9	235	Jr.	F

## OTHER PLAYERS RETURNING (9)

No. Player	Ht.	Wt.	Cl.	Pos.
1 Leaky Black	6-8	195	So.	G
3 Andrew Platek	6-4	200	Jr.	G
4 Brandon Robinson	6-5	173	Sr.	G
11 Shea Rush	6-5	210	Sr.	F
21 Sterling Manley	6-11	250	Jr.	F
22 Walker Miller	6-11	230	Jr.	F
25 Caleb Ellis	6-5	190	Gr.	F
30 K.J. Smith	6-2	175	Jr.	G
42 Brandon Huffman	6-10	255	Jr.	F

## NEWCOMERS (7)

No. Player	Ht.	Wt.	Cl.	Pos.
0 Anthony Harris	6-4	190	Fr.	G
2 Cole Anthony	6-3	190	Fr.	G
5 Armando Bacot	6-10	232	Fr.	F
13 Jeremiah Francis	6-0	210	Fr.	G
32 Justin Pierce	6-7	210	Gr.	F
35 Ryan McAdoo*	6-5	205	So.	F
55 Christian Keeling	6-3	180	Gr.	G

\*transfer who sat out the 2018-19 season

## STARTERS LOST (4)

No. Player	Ht.	Wt.	Cl.	Pos.
2 Coby White	6-5	185	Fr.	G
13 Cameron Johnson	6-9	210	Gr.	G
24 Kenny Williams	6-4	185	Sr.	G
32 Luke Maye	6-8	240	Sr.	F

## OTHER PLAYERS LOST (2)

No. Player	Ht.	Wt.	Cl.	Pos.
0 Seventh Woods	6-2	185	Jr.	G
5 Nassir Little	6-6	220	Fr.	F

## RETURNING PRODUCTION

After losing their top five scorers from last year, the 2019-20 Tar Heels return 20.7 percent of their points and 26.1 percent of their rebounds from last year. Carolina's top returnees:

## POINTS

Return 20.7 percent (639 of 3089 points)

Garrison Brooks	7.9 ppg
Sterling Manley	3.5 ppg
Brandon Robinson	3.4 ppg

## REBOUNDS

Return 26.1 percent (411 of 1577 rebounds)

Garrison Brooks	5.6 rpg
Sterling Manley	2.9 rpg
Leaky Black	2.1 rpg

## ASSISTS

Return 20.8 percent (141 of 678 assists)

Brandon Robinson	48 assists
Garrison Brooks	45 assists
Leaky Black	27 assists

## RETURNING STAT LEADERS

Minutes	Garrison Brooks	23.0 mpg
Scoring	Garrison Brooks	7.9 ppg
Field Goals	Garrison Brooks	116
Field Goal Pct.	Garrison Brooks	.574
3-Pointers	Brandon Robinson	23
3-Pt. FG Pct.	Brandon Robinson	.460
Free Throws	Garrison Brooks	53
Rebounds	Garrison Brooks	5.6 rpg
Assists	Brandon Robinson	48
Blocked Shots	Garrison Brooks	18
Steals	Garrison Brooks	20

## CAROLINA QUICK FACTS

## GENERAL INFORMATION

Location	Chapel Hill, N.C.
Founded	1789
Enrollment	18,814 (undergraduate)
Nickname	Tar Heels
School Colors	Carolina Blue & White
Conference	Atlantic Coast
Interim Chancellor	Kevin Guskiewicz
Athletic Director	Bubba Cunningham
Arena	Dean E. Smith Center (21,750)
2018-19 Record	29-7 (NCAA Sweet 16)
2018-19 ACC Record	16-2 (tied 1st place, tournament semifinalist)

## STAFF

Head Coach	Roy Williams
Record at Carolina	453-133 (16 seasons)
Record Overall	871-234 (31 seasons)

## Asst. Coaches

Steve Robinson, Hubert Davis, Brad Frederick

## Director of Operations

Sean May

## Recruiting Coordinator

Kendall Marshall

## Strength &amp; Conditioning Coordinator

Jonas Sahratian

## Head Athletic Trainer

Doug Halverson

## Director of Player Development


Eric Hoots

Jeffrey Camarati



# ALL ACCESS

WITH CAROLINA BASKETBALL



**The program synonymous with championships will be on full display throughout the 2019-20 season on the ACC Network. Fans will get a rare all-access look into the inner workings of the North Carolina men's basketball program with All Access with Carolina Basketball.**

**The series will highlight the many dimensions of the North Carolina basketball program, its notable alumni and what it's like to be part of the Carolina Family. The multi-part series will debut in October and air exclusively on ACCN.**



# 2019 BATTLE 4 ATLANTIS



**BATTLE 4  
ATLANTIS.**  
PARADISE ISLAND, BAHAMAS



## TOURNAMENT BRACKET NOVEMBER 27-29 2019



**MEDIA INFORMATION**

**ATHLETIC COMMUNICATIONS**



**Steve Kirschner**  
Sr. Associate Athletic Director  
for Communications  
(Basketball Contact -  
Roy Williams/Credentials)

Office: (919) 962-2123  
Direct: (919) 962-7258  
Home: (919) 968-1531  
Mobile: (919) 475-2695  
stevekirschner@unc.edu



**Matt Bowers**  
Associate Director of  
Athletic Communications  
(Basketball Contact -  
Players)

Office: (919) 962-2123  
Direct: (919) 962-7259  
Home: (919) 929-7814  
Mobile: (919) 619-7021  
mattbowers@unc.edu

**CREDENTIALS**

All season and single-game requests for credentials and/or parking passes must be made online at SportsSystems.com/UNCBasketball.

Credentials will be mailed if time permits or held on game day at media will call, located at Smith Center Entrance B. Media will call opens 90 minutes prior to the scheduled starting time. Prior to that, credentials can be picked up in the Athletic Communications office. Media with season credentials will receive an email from Director of Communications Steve Kirschner several days prior to each home game to secure a press row seat or photo spot. Season credentials do not automatically reserve a seat for individual games.

**INTERVIEWS**

Interview requests must be made through the athletic communications office. Contact Kirschner with interview requests for Coach Williams. Due to contractual obligations, Williams is unable to participate in live radio call-in shows.

Media should direct player interview requests to Matt Bowers (mattbowers@unc.edu, 919-619-7021). Player interviews typically occur before practice. Players are not available for interviews on game day or on non-practice days.

Throughout the season, Williams and players will be available at press conferences at the Smith Center. These typically begin at 2 p.m. a day or two before select games. Media parking for the press conferences is located in the Manning Lot off Tar Heel Boulevard. Out-of-town media may watch press conferences live on GoHeels.com and submit questions by texting Kirschner (919-475-2695), preferably in advance.

**POSTGAME AVAILABILITY**

After home games, Coach Williams holds his postgame press conference in the media room. Players are available in the dining room adjacent to the locker room for 20 minutes following each home game.

**ACC TELECONFERENCE**

Beginning in January, Roy Williams will be available on most Mondays for 10 minutes on the ACC teleconference. Coaches do not participate on the Monday call if their teams play that evening (Jan. 27, Feb. 3 and Feb. 17 for UNC). The schedule

and times when Williams will be available will be published in the game notes. Media should contact the ACC for the teleconference number.

**WORK ROOM/SEATING**

The work room for writers, radio and TV personnel, photographers and videographers is adjacent to the visiting team's locker room. Wireless Internet and Ethernet lines are available. Interviews with the head coaches (and visiting players if they choose) will be conducted here.

Primary seating for the media is in booth 110 or section 212. Media access to the concourse for either section is through the lower level stands or the elevators on either end of the media room hallway.

**PHOTO SPOTS**

Floor-level shooting locations around the court are assigned at all games. Specific requests for locations and remote camera placements should be made in advance to Kirschner. For safety reasons, cameras are not permitted on the blue padding on the basket supports. Floor remotes must be removable. They may not be fixed to the floor and will only be allowed if a photographer is seated with the camera. All lenses must have rubber hoods.

A sign-up sheet for Pocket Wizard channels will be posted inside the media work room. See photo chief Jeffrey A. Camarati if you have questions.

**WiFi**

Wireless Internet access is available in the arena and media work room. In-game statistics are available online (see Kirschner or Bowers for the address). Instructions for logging on are posted in the media room.

Please do not publicize the network or password for WiFi access.

Live stats are available at statbroadcast.com.

**SMITH CENTER MEDIA PARKING & MEDIA ENTRANCE**

Media parking for games is located in the Bowles Lot on Skipper Bowles Drive, adjacent to Kenan-Flagler Business School. Most of the spaces are not reserved. Directions: NC Hwy 15-101 to Manning Drive, take the second left onto Bowles Drive and the Bowles Lot will be on your right at the bottom of the hill. The media entrance to the Smith Center is located at Entrance B, up the stairs from the Bowles parking lot. All briefcases, computer bags and photo equipment are subject to search.



Robert Crawford

**GOHEELS.COM**

Twitter @UNC\_Basketball  
Instagram @UNCMBBStats

**ONLINE & SOCIAL MEDIA**

Carolina's official website is GoHeels.com, which features the team yearbook, record book, statistics, game notes, roster, schedule, archives and other information. Video feeds of the weekly and postgame press conferences are posted to the site. Follow the Tar Heels on Twitter and Instagram at @UNC\_Basketball.

A news, stats and notes Twitter feed may be found @UNCMBBStats.

**VISITING RADIO**

Radio network rights-holders for opposing teams are provided three seats at the scorer's table next to the visiting bench. A stats monitor is available and printed stats are provided at each media timeout. UNC provides an Ethernet line and one analog line for your use.

**NBA SCOUTS**

There are no scouting seats on press row. Seats for scouts in the stands are available by contacting Nadia Bond in the men's basketball office at (919) 962-1154 or by e-mail at nlynch@unc.edu. Due to limited space, scouts are not permitted in the media room. Pregame notes with rosters and statistics will be provided where scouts pick up their tickets.



Robert Crawford

**PRESS CONFERENCE SCHEDULE**

Date	Next Opponent
Tues. Nov. 5	Notre Dame
Thurs. Nov. 14	Gardner-Webb
Tues. Dec. 3	Ohio State
Fri. Dec. 6	Virginia
Fri. Dec. 13	Wofford
Fri. Jan. 3	Georgia Tech
Fri. Jan. 10	Clemson
Fri. Jan. 24	Miami
Fri. Jan. 31	Boston College
Thurs. Feb. 6	Duke
Fri. Feb. 14	Virginia
Fri. Feb. 21	Louisville
Mon. Feb. 24	NC State
Thurs. March 5	Duke

All scheduled to begin at 2 p.m. except where noted. Subject to change. Schedule will be updated in UNC game notes, available on GoHeels.com.



*B/R*  
#4

# #4 Brandon Robinson

Sr. • G • 6-5 • 173 • Douglasville, Ga. • Communication Studies Major

## CAREER

Is the Tar Heels' lone four-year, scholarship senior in 2019-20 • Played in 107 games, including 37 games as a freshman when UNC won the national championship • Has scored 249 points and has 147 rebounds and 98 assists • Has made 39 of his 85 field goals from three-point distance • Represents men's basketball on the Student-Athlete Advisory Council.

## JUNIOR SEASON (2018-19)

Averaged 3.4 points in 11.8 minutes per game (played 13.2 minutes per game in ACC play) • Made 49.4 percent from the floor and went 23 of 50 (.460) from three-point range • Made 23 of his 42 field goals from three-point range • Three-point percentage improved from .391 as a sophomore to .460.

## 2018-19 GAME HIGHLIGHTS

Had nine points, four rebounds and three assists in Sweet 16 vs. Auburn • Made two threes vs. the Tigers, the fifth time as a junior he made multiple threes • Seven points, four rebounds and two assists in ACC quarterfinal win over Louisville • Three assists at BC • Hit two threes and scored eight

points at Wake Forest • Three assists and a block in 20 minutes at Louisville (most career minutes in an ACC game and most in any game since he played a career-high 21 against Long Beach in the third game of his freshman season) • Scored seven points in 18 minutes of action in front of 40 family and friends in Atlanta, when the Tar Heels beat Georgia Tech on 1/29 • Tied his career high with four assists at Miami • Career-high three three-pointers, all in the first half, in the win over Notre Dame • Nine points against the Irish were an ACC career high (six as a freshman vs. NC State and as a sophomore vs. Clemson) • Played 16 minutes without a turnover at NC State, hit a second-half three-pointer and blocked two shots • Five points and a career-high three steals at Pitt • Made a pair of threes and scored seven points vs. Davidson • Tied his career-high with four

## THE ROBINSON FILE

- **Name:** Brandon Frank Robinson
- **Birthday:** December 6, 1997
- **Birthplace:** Atlanta, Ga.
- **Parents:** Frank & Twyla Robinson
- **Prep Coach:** Hollis Bethea



Above photos by Jeffrey Camarati & xxxxxx

Robert Crawford

## ROBINSON'S CAREER STATISTICS

YEAR	GP-GS	MIN	AVG	FGM-A	PCT	3FGM-A	PCT	FTM-A	PCT	OFF	DEF	REB	AVG	A	TO	B	S	PTS	AVG
2016-17	37-0	281	7.6	22-64	.344	7-30	.233	18-27	.667	11	32	43	1.2	28	14	3	9	69	1.9
2017-18	35-0	302	8.6	21-56	.375	9-23	.391	10-14	.714	20	28	48	1.4	22	16	5	6	61	1.7
2018-19	35-0	414	11.8	42-85	.494	23-50	.460	12-19	.632	16	40	56	1.6	48	17	5	13	119	3.4
<b>TOTALS</b>	<b>107-0</b>	<b>997</b>	<b>9.3</b>	<b>85-205</b>	<b>.415</b>	<b>39-103</b>	<b>.379</b>	<b>40-60</b>	<b>.667</b>	<b>47</b>	<b>100</b>	<b>147</b>	<b>1.4</b>	<b>98</b>	<b>47</b>	<b>13</b>	<b>28</b>	<b>249</b>	<b>2.3</b>



Peyton Williams

assists and had two steals against UCLA • Scored a career-high 11 points on 4 of 5 shooting from the floor against Saint Francis.

### SOPHOMORE SEASON (2017-18)

Averaged 1.7 points in 8.6 minutes per game • Played 10 minutes in the ACC final vs. Virginia • Gave Carolina its first lead with a three-pointer in the ACC quarterfinal win over Miami • Went into the game with Seventh Woods and three freshmen with UNC trailing 14-0 and sparked a seven-point run that got the Tar Heels back in the game • Three-pointer gave Carolina a 10-point lead in the first half at NC State • Played his best game in ACC play at home against Clemson as he hit two first-half three-pointers and added a pair of assists and a steal • Scored in double figures for the first time as a Tar Heel with 10 points against Western Carolina (first time he made two threes in a game) • Then-career-high eight points, all in the first half, in the win at Davidson • Subbed into the game with the Wildcats leading by four and exited five minutes later with UNC leading by three • Five points and a career-high six rebounds in 15 minutes against Arkansas • Returned to action against Portland on Thanksgiving after missing the Bucknell and Stanford games due to a sprained shoulder, an injury he suffered against UNI on Nov. 10 • Had three assists and was 2 for 2 from the free throw line in 16 minutes against Northern Iowa • That was his longest stint since he played 16 minutes against Monmouth in the final regular-season non-conference game of 2016-17.

### FRESHMAN SEASON (2016-17)

Played in 37 games at the '2/3' • Averaged 7.6 minutes per game (4.6 in conference play) • Had 28 assists and 14 turnovers • Scored on a drive to the basket in the first half in the win over Duke • Five points in 12 minutes at Miami, his longest outing in ACC play • Made his first ACC three-pointer against Virginia Tech • Six points in six minutes vs. NC State • Scored six points vs. Northern Iowa • Scored six points,

had three rebounds and three steals in 17 minutes against Tennessee • Tip-in basket with 50 seconds to play gave Carolina a 72-69 lead and provided the eventual winning points against the Vols • Hit a three-pointer, had two steals and was part of an earlier 8-0 run that gave UNC its first lead in the win over Davidson • Sank 4 of 5 free throws and scored a season-high seven points in 22 minutes vs. Long Beach • Made his first field goal attempt, a three-pointer, at Tulane.

### PREP

Played for Coach Hollis Bethea III at Douglas County High School in Douglasville, Ga. • Averaged 23 points, 5.3 rebounds, nearly four assists and two steals as a senior • The region 3-AAAAAA Player of the Year as selected by the coaches, Georgia Coaches All-State, Douglas County Player of the Year and first-team All-Metro Atlanta in 2016 • Earned second-team USA Today all-state honors • Two-time all-region, all-county selection • Also won the Atlanta Journal-Constitution Class 6-A and Douglas County Sentinel Player of the Year honors as a senior • Junior 6-A player of the year as a junior • Career totals included 1,485 points, 412 rebounds, 301 assists, 129 steals and 101 blocked shots • Two-time captain • Regional champions as a freshman • Led his Georgia Stars AAU team to the 2015 Nike Peach Jam title • Received a National Scholar-Athlete award as a senior • Honor student all four years.

### PERSONAL

Born Brandon Frank Robinson in Atlanta on December 6, 1997 • Son of Frank and Twyla Robinson • His dad coached high school basketball in Georgia for 24 years • Is majoring in communication studies with a minor in social and economic justice • Switched to No. 4 from No. 14 prior to his sophomore season • Worked on his defense in the offseason • Enjoyed watching Harrison Barnes when he was younger • Closest friend who plays for another team is ECU's Raquan Wilkins • Would love to visit Dubai • Would like to go back in time and witness Michael

**BRANDON ROBINSON**

Jordan's game-winning shot in the 1982 NCAA championship game  
 • Would like to have the shooting ability of the NBA's Devin Booker.

**Robinson's Career Highs**

- **Points:** 11 vs. Saint Francis (11/19/18)
- **Three-Pointers:** 3 vs. Notre Dame (1/15/19)
- **Rebounds:** 6 vs. Arkansas (11/24/17)
- **Assists:** 4 four times
- **Steals:** 3 at Pitt (1/5/19)



Peyton Williams

Brandon Robinson, Game-by-Game												
	FG	3FG	FT	REB	PF	PTS	A	TO	B	S	MP	
2016-17												
at Tulane	1-3	1-2	0-0	0-1-1	0	3	1	0	0	0	10	
Chattanooga	2-6	0-2	1-2	1-2-3	0	5	1	0	0	0	11	
Long Beach St	1-3	1-3	4-5	0-3-0	0	7	2	2	0	0	21	
at Hawai'i	2-5	1-2	0-0	1-2-3	2	5	3	1	0	0	14	
vs. Chaminade	2-3	1-2	0-0	0-3-3	1	5	4	1	2	0	14	
vs. Oklahoma St	0-1	0-1	2-2	1-3-4	2	2	0	1	0	0	9	
vs. Wisconsin	0-1	0-1	0-0	0-0-0	1	0	0	1	0	1	7	
at Indiana	0-2	0-1	0-3	0-0-0	0	0	0	0	0	0	9	
Radford	0-5	0-3	2-2	1-3-4	1	2	2	1	0	1	13	
Davidson	1-1	1-1	0-0	0-2-2	1	3	1	0	0	2	14	
Tennessee	3-5	0-1	0-0	1-2-3	1	6	3	0	0	0	17	
vs. Kentucky	0-1	0-0	0-0	0-1-1	1	0	0	0	0	0	7	
Northern Iowa	2-3	0-1	2-2	1-1-2	4	6	1	1	0	0	16	
Monmouth	0-1	0-0	4-5	0-1-1	3	4	1	0	0	0	16	
at Georgia Tech	0-5	0-1	0-0	2-0-2	1	0	0	2	0	0	9	
at Clemson	1-2	0-1	0-0	0-1-1	0	2	1	0	0	2	6	
NC State	3-4	0-0	0-0	1-0-1	1	6	0	1	0	1	6	
at Wake Forest	0-0	0-0	0-0	0-0-0	0	0	0	0	0	0	1	
Florida State	0-1	0-0	0-2	0-0-0	0	0	0	0	0	0	4	
Syracuse	0-0	0-0	0-0	0-0-0	1	0	0	0	0	0	1	
at Boston College	0-0	0-0	0-0	0-1-1	0	0	0	0	0	0	2	
Virginia Tech	1-2	1-2	0-0	0-0-0	0	3	0	0	0	0	4	
at Miami	1-2	1-2	2-2	0-1-1	2	5	0	0	0	0	12	
Pitt	0-0	0-0	0-0	0-0-0	0	0	1	0	0	0	4	
Notre Dame	0-1	0-0	0-0	1-0-1	0	0	1	0	1	0	3	
at Duke	0-0	0-0	0-0	0-0-0	1	0	0	0	0	0	4	
at NC State	0-1	0-1	0-0	0-1-1	1	0	0	1	0	0	6	
Virginia	0-1	0-1	0-0	0-1-1	0	0	0	0	0	0	6	
Louisville	0-0	0-0	0-0	0-0-0	0	0	0	0	0	0	2	
at Pitt	0-0	0-0	0-0	0-1-1	0	0	2	1	0	1	5	
at Virginia	0-1	0-0	1-2	0-0-1	0	1	0	0	0	0	5	
Duke	1-1	0-0	0-0	0-1-1	2	2	1	0	0	0	3	
vs. Miami (ACC)	0-1	0-1	0-0	0-0-0	1	0	1	1	0	0	8	
vs. Duke	0-1	0-1	0-0	0-0-0	2	0	0	0	0	0	6	
vs. TSU (NCAA)	1-1	0-0	0-0	0-1-1	2	2	2	1	0	0	7	
vs. Arkansas	0-0	0-0	0-0	0-0-0	0	0	0	0	0	0	0+	
vs. Butler	0-0	0-0	0-0	0-0-0	0	0	0	0	0	0	1	
vs. Kentucky											DNP	
vs. Oregon											DNP	
vs. Gonzaga											DNP	
2017-18												
UNI	0-2	0-1	2-2	0-2-2	1	2	3	0	0	0	16	
Bucknell											DNP - sprained right shoulder	
at Stanford											DNP - sprained right shoulder	
vs. Portland	1-4	1-2	0-0	1-2-3	2	3	2	1	1	1	12	
vs. Arkansas	2-4	0-0	1-1	2-4-6	2	5	0	0	0	0	15	
vs. Michigan St	0-1	0-1	0-0	0-0-0	0	0	0	0	0	0	10	
Michigan	0-1	0-0	0-0	0-1-1	1	0	0	1	0	0	13	
at Davidson	4-7	0-1	0-0	1-1-2	3	8	1	0	0	0	13	
Tulane	0-2	0-0	0-0	2-1-3	1	0	1	0	0	0	14	
Western Carolina	3-4	2-2	2-2	11-3-4	3	10	1	3	0	1	18	
at Tennessee	0-0	0-0	1-2	0-2-2	3	1	1	2	1	0	11	
Wofford	0-0	0-0	0-0	1-0-1	1	0	0	0	0	0	8	
vs. Ohio State	1-1	1-1	2-2	1-0-1	2	5	2	2	0	0	8	
Wake Forest	0-1	0-0	0-0	0-0-0	1	0	0	0	0	0	2	
at Florida State	0-0	0-0	0-0	0-0-0	1	0	0	0	0	0	2	
at Virginia	0-1	0-0	0-0	3-0-3	1	0	0	0	0	0	7	
Boston College	1-2	0-1	0-0	0-0-0	0	2	0	1	0	0	4	
at Notre Dame	0-3	0-1	0-0	0-1-1	2	0	0	0	0	1	8	
Clemson	2-2	2-2	0-0	2-0-2	2	6	2	0	0	1	9	
Georgia Tech	0-1	0-0	0-0	0-0-0	0	0	0	0	0	0	8	
at Virginia Tech	2-2	1-1	0-0	1-0-1	1	5	0	1	1	0	15	
NC State	0-1	0-1	0-0	0-0-0	0	0	0	0	0	0	9	
at Clemson	0-2	0-1	1-3	0-2-2	1	1	2	1	0	0	10	
Pitt	1-1	0-0	0-0	0-3-3	1	2	2	1	0	0	10	
Duke	0-3	0-1	0-0	1-0-1	1	0	0	0	1	0	6	
at NC State	1-3	1-2	0-0	0-1-1	2	3	1	1	0	0	10	
Notre Dame	1-2	0-1	0-0	0-1-1	1	2	1	0	0	0	9	
at Louisville	0-0	0-0	0-0	1-0-1	1	0	0	0	0	0	4	
at Syracuse	0-0	0-0	0-0	0-0-0	0	0	0	0	0	0	3	
Miami	0-0	0-0	0-0	0-0-0	0	0	0	0	0	0	3	
at Duke	0-0	0-0	0-0	1-0-1	2	0	0	0	0	0	5	
vs. Syracuse (ACC)	0-0	0-0	0-0	0-0-0	2	0	0	0	0	1	5	
vs. Miami	1-1	1-1	0-0	1-2-3	1	3	2	1	0	0	8	
vs. Duke	0-1	0-1	0-0	0-0-0	0	0	0	0	0	0	4	
vs. Virginia	1-1	0-0	1-2	1-1-2	3	3	1	1	0	0	10	
vs. Lipscomb (NCAA)	0-1	0-1	0-0	0-0-0	2	0	0	0	0	0	1	
vs. Texas A&M	0-2	0-1	0-0	0-1-1	1	0	0	0	0	0	6	
2018-19												
at Wofford	0-1	0-0	0-0	0-1-1	1	0	1	1	0	0	4	
at Elon	3-6	0-2	0-0	2-1-3	3	6	1	1	0	0	12	
Stanford	1-2	0-0	0-0	0-1-1	3	2	0	1	0	0	11	
Tennessee Tech	3-5	0-1	0-1	1-1-2	1	6	1	0	0	1	10	
Saint Francis	4-5	1-2	2-2	0-0-0	2	11	1	0	0	0	11	
vs. Texas	1-1	1-1	0-0	0-2-2	0	3	0	1	1	0	7	
vs. UCLA	1-2	0-1	0-0	1-1-2	0	2	4	0	0	2	14	
at Michigan	1-3	1-3	0-0	0-1-1	4	3	1	1	0	0	11	
UNCW											DNP - sore right shoulder	
Gonzaga	0-0	0-0	0-0	0-0-0	1	0	0	0	0	0	3	
vs. Kentucky	0-1	0-0	0-0	0-0-0	0	0	0	0	0	1	7	
Davidson	2-2	2-2	1-2	0-2-2	0	7	0	0	0	0	10	
Harvard	0-2	0-1	2-2	0-2-2	1	2	3	1	0	0	14	
at Pitt	1-3	1-1	2-3	2-0-2	1	5	1	0	0	3	15	
at NC State	1-2	1-1	0-0	0-0-0	1	3	1	0	2	0	16	
Louisville	1-2	1-2	0-0	0-1-1	2	3	1	1	0	1	10	
Notre Dame	3-4	3-4	0-0	0-2-2	2	9	0	0	0	1	16	
at Miami	0-1	0-1	0-0	0-0-0	2	0	4	1	0	0	15	
Virginia Tech	0-3	0-1	0-0	0-1-1	0	0	2	0	0	0	12	
at Georgia Tech	3-4	1-2	0-0	0-2-2	1	7	2	1	0	0	18	
at Louisville	1-2	0-1	0-0	1-3-4	1	2	3	1	1	0	20	
NC State	1-3	0-2	1-2	0-1-1	4	3	2	2	0	0	14	
Miami	0-2	0-0	0-0	0-0-0	1	0	1	0	0	2	6	
Virginia	1-3	1-2	0-0	2-1-3	0	3	1	0	1	0	18	
at Wake Forest	3-4	2-3	0-0	0-2-2	3	8	2	1	0	1	16	
at Duke	0-3	0-3	0-0	1-2-3	4	0	2	0	0	1	18	
Florida State	1-1	1-1	0-1	1-2-3	1	3	1	0	0	0	9	
Syracuse	1-3	1-2	2-2	0-0-0	2	5	0	0	0	0	8	
at Clemson	0-1	0-1	0-0	0-3-3	0	0	1	0	0	0	7	
at Boston College	1-1	1-1	0-0	0-0-0	0	3	3	1	0	0	11	
Duke	0-1	0-1	0-0	0-1-1	1	0	0	0	0	0	9	
vs. Louisville (ACC)	2-2	2-2	1-2	1-3-4	3	7	2	1	0	0	14	
vs. Duke	2-2	1-1	0-0	1-0-1	1	5	2	1	0	0	7	
vs. Iona (NCAA)	0-0	0-0	0-0	0-1-1	0	0	0	1	0	0	11	
vs. Washington	1-2	0-1	0-0	0-2-2	1	2	2	0	0	0	15	
vs. Auburn	3-6	2-4	1-2	3-1-4	1	9	3	0	0	0	16	



*Christian Keeling #55*

# #55 Christian Keeling

Gr. • G • 6-3 • 180 • Augusta, Ga. • Strategic Communications



Graduate student in strategic communications with one season of eligibility as a Tar Heel.

### CAREER

Earned Academic All-Big South Conference honors in 2017-18 and 2018-19 and graduated from Charleston Southern in three years • Earned All-Big South honors in each of his three seasons as a Buccaneer (first team in 2018-19, second-team in 2017-18 and honorable mention as a freshman) • Scored more points in three seasons (1,666) than any player in school history, which also ranks fifth among all CSU players • Career rankings at CSU include: second in defensive rebounds (508), third in free throws (383), fourth in scoring average (17.9 ppg), sixth in field goals (566) and free throw percentage (.783), seventh in total rebounds (599) and eighth in three-pointers (151) and rebound average (6.4) • Scored in double figures in 87 of his 93 games • Scored 20 or more points 36 times and 30 or more three times with a career-high 33 against Middle Tennessee State (11/16/18) and Radford (1/11/17) • Had 14 dou-

ble-doubles in points and rebounds, including one triple-double (20 points, 11 rebounds and 12 assists vs. Coppin State on 11/23/18) • Became the fifth player in Big South history to score 1,000 points in his freshman and sophomore seasons • Made 10 or more free throws six times • Had three games where he attempted at least 16 free throws, including a school-record tying 20 against Radford on 1/27/18 (made 17, the second most in CSU history) • Earned his degree in communications/psychology.

### JUNIOR SEASON (2018-19)

First-team All-Big South, Big South All-Tournament and Academic All-Big South honoree • Led CSU in scoring average (career-high 18.7 ppg), points (635),

### THE KEELING FILE

- **Name:** Christian Anthony Keeling
- **Birthdate:** June 1, 1998
- **Birthplace:** Decatur, Ga.
- **Parents:** Curtis & Deirdre Keeling
- **Prep Coaches:** Jerry Hunter, Kerwin Harris, Shiloh Robinson, Shawn Parks



Above photo by Jeffrey Camarati

Maggie Hobson

### KEELING'S CAREER STATISTICS (AT CHARLESTON SOUTHERN)

YEAR	GP-GS	MIN	AVG	FGM-A	PCT	3FGM-A	PCT	FTM-A	PCT	OFF	DEF	REB	AVG	A	TO	B	S	PTS	AVG
2016-17	31-28	969	31.3	183-400	.458	25-73	.342	146-187	.781	40	179	219	7.1	43	53	9	28	537	17.3
2017-18	28-26	941	33.6	169-397	.426	45-143	.315	111-140	.793	22	123	145	5.2	57	67	12	37	494	17.6
2018-19	34-27	1096	32.2	214-460	.465	81-213	.380	126-162	.778	29	206	235	6.9	94	91	23	43	635	18.7
<b>TOTALS</b>	<b>93-81</b>	<b>3006</b>	<b>32.2</b>	<b>566-1257</b>	<b>.450</b>	<b>151-429</b>	<b>.352</b>	<b>383-489</b>	<b>.783</b>	<b>91</b>	<b>508</b>	<b>599</b>	<b>6.4</b>	<b>194</b>	<b>211</b>	<b>44</b>	<b>108</b>	<b>1666</b>	<b>17.9</b>

**CHRISTIAN KEELING**

rebounding (6.9), three-pointers (81), three-point percentage (.380), free throws (126), assists (94), blocks (23), steals (43) and minutes played (32.2) • The 635 points were the third most in a season by a Buccaneer • Set a school record with 206 defensive rebounds • Second in the Big South in defensive rebounds and fourth in scoring, rebounding and field goal percentage (.465) • Scored in double figures in 33 of 34 games (had nine points in the other) with a 33-point game at Middle Tennessee State that tied his career best and 14 other 20-point performances • Grabbed 10 or more rebounds nine times • Had CSU's first triple-double (20 pts/11 reb/12 assists) since 1987 on 11/23/18 vs. Coppin State • Career-high 12 assists in that game • Made multiple three-pointers 24 times with a season-high five three times • Went 11 for 11 from the free throw line against Middle Tennessee State • Led team in scoring 21 times, including 11 of the last 12.

**SOPHOMORE SEASON  
(2017-18)**

Second-team All-Big South and Academic All-Big South selection • Ranked second in the league in scoring (17.6), sixth in steals, seventh in minutes played, eighth in free throw percentage and 10th in rebounding (5.2) • Led CSU in scoring, rebounding, assists, steals and minutes played • Scored 20 or more points 12 times, including a season-high 31 in an overtime win at Radford that sparked the Bucs' late-season surge • Scored in double figures in the first 26 games and 37 straight overall dating back to his freshman year • Led CSU to eight wins in its final 11 games, averaging 19.3 points and 5.5 rebounds in that stretch • Four consecutive 20-point efforts from 11/28 to 12/18, capped by a 21-point, six-rebound performance at Florida State • Scored nine of CSU's 10 overtime points en route to a season-high 31 points and 84-81 overtime win at Radford • Went 17 for 20 from the free-throw line in that win over the Highlanders, including a pair of free throws that tied the game with 18 seconds left in regulation • Scored 27 points and had nine rebounds in an overtime loss to regular-season champion UNC Asheville • Led CSU to

its first win at Winthrop since 2002 with 22 points, eight boards and a career-high four steals.

**FRESHMAN SEASON  
(2016-17)**

Big South All-Freshman team and honorable mention all-conference honoree • Set CSU freshman scoring record with 537 points • Was the sixth freshman in the Big South's 33-year history to score more than 500 points • The only freshman in the country to lead his team in scoring and rebounding, lead all league freshmen in those categories and rank in the top 10 in the conference each • Named Big South Freshman of the Week seven times • Ranked fourth in the Big South in scoring and fifth in rebounding and field goal percentage • Scored in double figures 27 times and had 10 20-point games • Had 29 points and 10 rebounds in Big South Tournament first-round win over Longwood • Scored a season-high 33 points on 11 of 19 shooting in win over Radford • Posted a 24-point, 10-rebound double-double at Virginia Tech • Scored 16 points in his college debut at Florida State.

**PREP**

Class president, Hope Scholar and academic honors graduate • Named 2015-16 Georgia Basketball Player of the Year by the Augusta Chronicle • Scored more than 1,500 points at Laney High School • Averaged 23.2 points per game as a senior in 2015-16 • Sandy's Spiels Georgia 3A Player of the Year and HoopSeen Georgia 3A Senior of the Year • First-team all-state from those outlets as well as the Augusta Chronicle and the Atlanta Journal • Named MVP & slam dunk champion in the CSRA Georgia vs. South Carolina All-Star Game • All-area and first-team all-3AA region as a junior after averaging 14 points, five rebounds and four assists • Also competed in baseball, football and track and field, earning a fourth-place finish in the high jump at the Georgia Track & Field State Championship.

**PERSONAL**

Born Christian Anthony Keeling on June 1, 1998 in Decatur, Ga. • Son of Curtis Sr. and Deirdre Keeling.




Charleston Southern Athletics



Charleston Southern Athletics

**Keeling's Career Highs**

- **Points:** 33 vs. Middle Tennessee State (11/16/18) & Radford (1/11/17)
- **Three-Pointers:** 5 four times
- **Rebounds:** 15 vs. Johnson & Wales (12/21/18)
- **Assists:** 12 vs. Coppin State (11/23/18)
- **Steals:** 4 six times



*Justin Pierce*  
#32



# #32 Justin Pierce

Gr. • F • 6-7 • 210 • Glen Ellyn, Ill. • Business Administration

Graduate student with one season of eligibility • Enrolled in UNC's Kenan-Flagler Business School and is pursuing his MBA.

### CAREER

Graduated in three years from William & Mary • Earned his degree with a double major in kinesiology and finance • Member of the Colonial Athletic Association's Academic Honor Roll for each of his three years in Williamsburg • A third-team All-CAA player in 2017-18 and 2018-19 • Team captain as a junior • Played at W&M for head coach Tony Shaver and assistant coach Jonathan Holmes, who both played collegiately at UNC • Made 55 starts in 88 games and totaled 980 points, 576 rebounds and 205 assists • Averaged 11.1 points and 6.5 rebounds (14.8 and 8.8 over his sophomore and junior seasons) • Made 98 threes and shot 34.5 percent from three-point range • Scored in double figures in 46 games with 20 or more points 15 times • Scored a career-high 33 points vs. Delaware on 2/10/18 and scored 30 against Elon on 2/1/18 • Pulled down 10 or more rebounds 18 times and had 16 double-

doubles • Career-high 18 rebounds at James Madison on 3/2/19 • Grabbed 14 or more rebounds seven times • Compiled 23 games with multiple three-pointers (one as a freshman, nine as a sophomore and 13 as a junior) • Career-best six threes against Elon on 2/1/18 • Totaled 26 points, nine rebounds and five assists against Delaware in the 2019 CAA quarterfinals in his final game with the Tribe.

### JUNIOR SEASON (2018-19)

Team captain • Earned third-team All-CAA honors for the second year in a row • Averaged 14.9 points, 8.9 rebounds and 4.1 assists in 34.3 minutes per game • Ranked third in the CAA in rebounding, fifth in assists, seventh in assist-to-turnover ratio, eighth in minutes and ninth in offensive rebounding

### THE PIERCE FILE

- **Name:** Justin Benjamin Pierce
- **Birthdate:** July 6, 1998
- **Birthplace:** Glen Ellyn, Ill.
- **Parents:** Greg and Stephanie Pierce
- **Prep Coach:** Tim Hoder



Above photo by Jeffrey Camarati

Maggie Hobson

### PIERCE'S CAREER STATISTICS (AT WILLIAM & MARY)

YEAR	GP-GS	MIN	AVG	FGM-A	PCT	3FGM-A	PCT	FTM-A	PCT	OFF	DEF	REB	AVG	A	TO	B	S	PTS	AVG
2016-17	29-0	310	10.7	42-92	.457	7-35	.200	17-27	.630	19	40	59	2.0	15	22	11	14	108	3.7
2017-18	31-30	980	31.6	163-325	.502	47-117	.416	83-105	.790	63	204	267	8.6	75	56	19	28	456	14.7
2018-19	28-25	961	34.3	155-334	.464	44-136	.324	62-105	.590	50	200	250	8.9	115	62	9	30	416	14.9
<b>TOTALS</b>	<b>88-55</b>	<b>2251</b>	<b>25.6</b>	<b>360-751</b>	<b>.479</b>	<b>98-284</b>	<b>.345</b>	<b>162-237</b>	<b>.684</b>	<b>132</b>	<b>444</b>	<b>576</b>	<b>6.5</b>	<b>205</b>	<b>140</b>	<b>39</b>	<b>72</b>	<b>980</b>	<b>11.1</b>



**JUSTIN PIERCE**

• First CAA player to average at least 10 points, eight rebounds and four assists since 1992 • Had the highest rebound average by a Tribe player (8.9) since 1996 • Scored in double figures 21 times with a season-high 26 against Delaware • That was one of seven games he scored 20 or more • Grabbed 10 or more rebounds nine times (18 at James Madison, 15 vs. Hofstra, 14 vs. High Point) • Career-high 18 rebounds at JMU were the most by a Tribe player since 1996 • Handed out five or more assists 11 times, with a career-high nine against the College of Charleston • Had 25 points, 11 rebounds and seven assists in an overtime loss at UIC and 24 points, 15 rebounds and six assists in a triple OT loss to Hofstra.

**SOPHOMORE SEASON  
(2017-18)**

All-CAA third team • Started 30 of 31 games, averaging 14.7 points, 8.6 rebounds and 2.4 assists • Tribe's Most Improved Player • Scoring average increased by 11.0 points and rebounding average by 6.6 boards from his freshman to sophomore season • Scored in double figures 21 times with eight 20-point games and two 30-point games • Had nine games with 10 or more rebounds • Ranked fourth in the CAA in rebounding and defensive rebounds (6.6), fifth in double-doubles (seven), eighth in three-point percentage (.416) and offensive rebounding (2.0) and 10th in field goal percentage (.502) • His 267 total rebounds were the third most by a W&M player since 1973 • Scored a career-high 33 points vs. Delaware (2/10/18) • That came nine days after a 30-point, 12-rebound performance vs. Elon • Had 21 points, 17 boards, and five assists at Savannah State • Sixteen of his 17 rebounds at JMU came in the second half • Totaled 19 points, 10 rebounds and five assists at Central Florida • Scored 27 points on 5 of 10 shooting from three-point range and had 14 rebounds at Towson • Scored 16 of his 23 points in the second half in an 84-81 win at UNCW • Posted a 24-point, 14-rebound double-double at Hofstra.

**FRESHMAN SEASON  
(2016-17)**

Averaged 3.7 points and 2.0 rebounds in 29 games • Averaged 10.7 minutes per game • Scored 17 points in his collegiate debut vs. Bridgewater • That was one of four games scoring in double figures (also 10 vs. Milligan, Hofstra and Towson) • Five or more rebounds three times and a season-best four assists vs. Savannah State • Made two of his seven three-pointers at Hofstra.

**PREP**

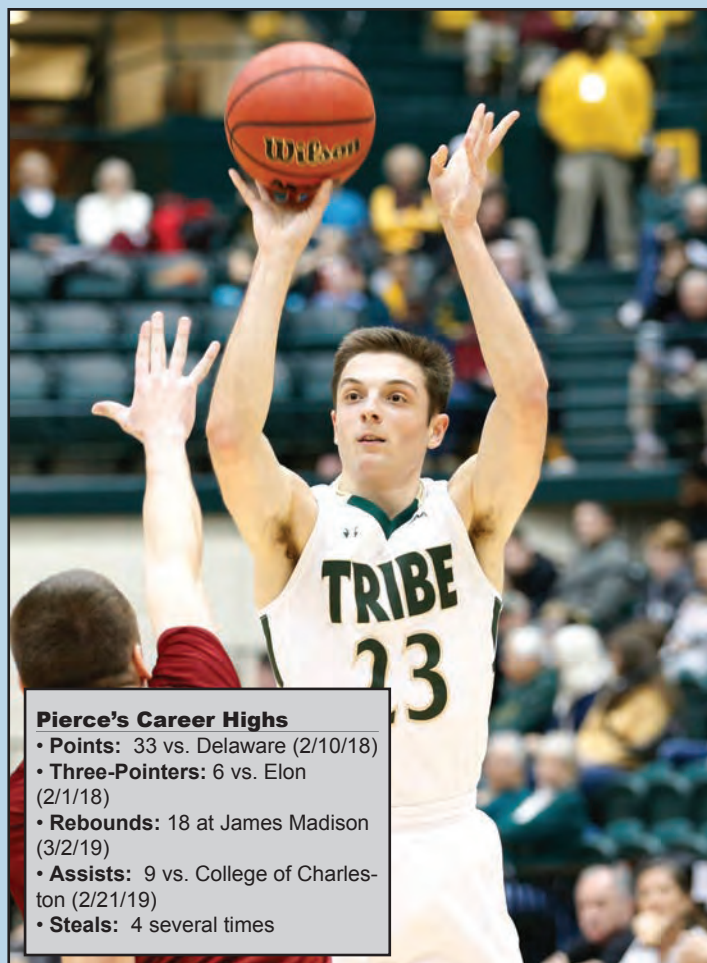
First-team all-state by the Chicago Sun Times and IBCA • Averaged 23.8 points, 11.0 rebounds and 2.1 assists in leading Glenbard West to a program-best 25-4 record, its first West Suburban Silver Conference Championship in 43 years and first regional title since 2008 • Daily Herald Player of the Year and West Suburban Silver Conference Player of the Year in 2016 • Broke the school's career scoring record with 1,440 points • Grabbed 587 rebounds • Selected to the 2016 IBCA All-Star Game • Set Glenbard West records for career points, single-season points, single-season rebounds, most three-pointers in a game, career threes and single-season free throws • Averaged 17.4 points, six rebounds and three assists per game as a junior when he earned honorable mention all-state honors • Two-time DuPage County All-Area and a two-time all-conference selection • Played AAU for Mercury Elite • Had a 4.9 grade point average (out of 5.0 scale) • Named to the Chicago Tribune's Scholar-Athlete team.

**PERSONAL**

Born Justin Benjamin Pierce on July 6, 1998, in Glen Ellyn, Ill. • His father, Greg, played football at Northwestern • His mother, Stephanie, played volleyball for the Wildcats • One of three brothers • Alec is a sophomore starter at wide receiver for the Cincinnati Bearcats • Caden is a sophomore in high school and plays basketball and golf.



William and Mary Athletics



William and Mary Athletics

**Pierce's Career Highs**

- **Points:** 33 vs. Delaware (2/10/18)
- **Three-Pointers:** 6 vs. Elon (2/1/18)
- **Rebounds:** 18 at James Madison (3/2/19)
- **Assists:** 9 vs. College of Charleston (2/21/19)
- **Steals:** 4 several times



*Caleb Ellis #25*

# #25 Caleb Ellis

Gr. • F • 6-5 • 190 • Apex, N.C. • Graduate Student

## 2018-19 SEASON

Joined the varsity program in the summer of 2018 after playing two seasons on the junior varsity team • Appeared in 19 games, scoring 10 points on 4 of 6 shooting • Made his only three-point attempt in the win over Florida State.

## PREP

Played for Coach Bill Thompson at Cary Christian • Inducted into the Cary Christian Athletics Hall of Fame • Undefeated in conference play as a junior and senior • Conference player of the year as a senior • Scored 988 points in three seasons • Two-time captain • Third in the state meet in the high jump as a junior • Played on the golf team as a senior.

## PERSONAL

Born Caleb Dorman Ellis on May 31, 1997 • Son of Van and Janifer Ellis • Member of the Fellowship of Christian Athletes • Plays the guitar • Member of the UNC bass fishing team • Brother, Van, played basketball at Central Carolina Community College • Graduated in May 2019 with a degree in business administration with a minor in entrepreneurship • Taking graduate school classes at UNC in 2019-20.

### THE ELLIS FILE

- **Name:** Caleb Dorman Ellis
- **Birthdate:** May 31, 1997
- **Birthplace:** Raleigh, N.C.
- **Parents:** Janifer & Van Ellis
- **Prep Coach:** Bill Thompson



Above photos by Jeffrey Camarati & Peyton Williams

### ELLIS' CAREER STATISTICS

YEAR	GP-GS	MIN	AVG	FGM-A	PCT	3FGM-A	PCT	FTM-A	PCT	OFF	DEF	REB	AVG	A	TO	B	S	PTS	AVG
2018-19	19-0	28	1.5	4-6	.667	1-1	1.000	1-3	.333	2	0	2	0.1	1	1	2	3	10	0.5



*Shea Rush* #11

# #11 Shea Rush

Sr. • F • 6-5 • 210 • Fairway, Kan. • Management and Society Major

Joins Brandon Robinson as the only Tar Heels remaining from the 2017 NCAA championship team.

### JUNIOR SEASON (2018-19)

Appeared in 19 games, scoring two points with six rebounds.

### SOPHOMORE SEASON (2017-18)

Played in 20 games • Tied his career scoring high with three points vs. Portland • Tied his career high with two rebounds vs. Pitt.

### FRESHMAN SEASON (2016-17)

Played in 20 games, including the NCAA wins over Texas Southern and Butler • Scored 15 points with four rebounds • Season-high three points twice.

### PREP

Played for Coach Billy Thomas at The Barstow School in Kansas City, Mo. (Thomas played for Roy Williams at Kansas from 1995-98) • Averaged 15.5 points, 5.7 rebounds and two steals as a senior • Led Barstow to a 102-17 record and three consecutive title game

berths and a title in 2015 • Won first-team all-conference and all-district and honorable mention all-metro and all-state honors in 2016 • Played baseball and golf.

### PERSONAL

Born Skylar Shea Rush on Dec. 22, 1997, in Fairway, Kan. • Son of JaRon Rush and Sarah Hofstra • JaRon played at UCLA • His uncle, Kareem, played at Missouri and seven seasons in the NBA • His uncle, Brandon, won an NCAA title at Kansas in 2008 • Can play piano • Enjoys photography and making hats (fedoras) in his spare time • Majoring in management and society • Interned with Bank of American Merrill Lynch in the summer of 2019 • Has accepted a position as a private wealth manager for Merrill Lynch after graduation.

### THE RUSH FILE

- **Name:** Skylar Shea Rush
- **Birthdate:** December 22, 1997
- **Birthplace:** Fairway, Kan.
- **Parents:** JaRon Rush & Sarah Hofstra
- **Prep Coach:** Billy Thomas



**Rush's Career Highs**

- **Points:** 3 three times
- **Rebounds:** 2 twice
- **Assists:** 2 vs. Western Carolina (12/6/17)

Above photos by Jeffrey Camarati & Robert Crawford  
Peyton Williams

RUSH'S CAREER STATISTICS																			
YEAR	GP-GS	MIN	AVG	FGM-A	PCT	3FGM-A	PCT	FTM-A	PCT	OFF	DEF	REB	AVG	A	TO	B	S	PTS	AVG
2016-17	20-0	33	1.7	4-14	.286	1-3	.333	6-12	.500	1	3	4	0.2	0	2	1	3	15	0.8
2017-18	20-0	29	1.5	3-12	.250	1-3	.333	0-0	-	2	4	6	0.3	2	6	3	3	7	0.4
2018-19	19-0	271	1.4	0-7	.000	0-2	.000	2-5	.400	3	3	6	0.3	1	4	0	2	2	0.1
<b>TOTALS</b>	<b>59-0</b>	<b>89</b>	<b>1.5</b>	<b>7-33</b>	<b>.212</b>	<b>2-8</b>	<b>.250</b>	<b>8-17</b>	<b>.471</b>	<b>6</b>	<b>10</b>	<b>16</b>	<b>0.3</b>	<b>3</b>	<b>12</b>	<b>4</b>	<b>8</b>	<b>24</b>	<b>0.4</b>



*Brooks #15*

# #15 Garrison Brooks

Jr. • F • 6-9 • 235 • LaFayette, Ala. • Communication Studies Major

### CAREER

Is 21st in UNC history in field goal percentage (.557) • Scored 452 points (6.2) and grabbed 330 rebounds (4.5) in 73 games • Made 52 starts • Career-high 20 points in 2018 season opener at Wofford and career-high 10 rebounds vs. NC State on 2/5/19 • Represents men's basketball on the Student-Athlete Advisory Council.

### SOPHOMORE SEASON (2018-19)

Carolina's defensive player of the year • Started all 36 games at the '5' • Led the team in field goal percentage (.574) • Second in offensive rebounds (82) and was third in rebounding (5.6) • Had five offensive rebounds six times • Led UNC with 12 defensive player of the game awards (20 in two seasons) • Defensive player of the game in three of UNC's five post-season games and five of the last 10 contests • Scored in double figures 12 times (UNC was 10-2 in those games) • Had 11 assists and no turnovers in 48 minutes in the two wins over NC State • Made 52 of 81 field goals (.642) in the last 16 games.

### 2018-19 GAME HIGHLIGHTS

Received stitches in his lower lip and had two teeth damaged when he took an elbow to the face in the first half of the Washington game • Missed the last 12 minutes of the first half, but returned to play almost 15 minutes in the second half • Had 10 points and eight rebounds against Iona in the NCAA first round – scored eight of his 10 in the second half.

Scored 11 points in the ACC quarterfinal win over Louisville • Had 10 points and two blocks in home win over Duke – offensive rebound and jam gave UNC a 66-60 lead • Was the third straight game he scored in double figures vs. the Blue Devils • Made two key plays in the 81-79 win at Clemson – hit a 15-foot, baseline jumper as the shot clock ex-



Above photos by Jeffrey Camarati & J.D. Lyon, Jr. Jack Morton

### THE BROOKS FILE

- **Name:** Garrison O'Neal Brooks
- **Birthdate:** June 29, 1999
- **Birthplace:** Meridian, Miss.
- **Parents:** Chris and Tammara Colquitt
- **Prep Coaches:** Frank Tolbert, Chris Brandt

### BROOKS' CAREER STATISTICS

YEAR	GP-GS	MIN	AVG	FGM-A	PCT	3FGM-A	PCT	FTM-A	PCT	OFF	DEF	REB	AVG	A	TO	B	S	PTS	AVG
2017-18	37-16	540	14.6	65-123	.528	0-0	-	37-63	.587	61	67	128	3.5	20	33	11	11	167	4.5
2018-19	36-36	829	23.0	116-202	.574	0-0	-	53-83	.639	82	120	202	5.6	45	30	18	20	285	7.9
<b>TOTALS</b>	<b>73-52</b>	<b>1369</b>	<b>18.8</b>	<b>181-325</b>	<b>.557</b>	<b>0-0</b>	<b>-</b>	<b>90-146</b>	<b>.616</b>	<b>143</b>	<b>187</b>	<b>330</b>	<b>4.5</b>	<b>65</b>	<b>63</b>	<b>29</b>	<b>31</b>	<b>452</b>	<b>6.2</b>



Peyton Williams

pired to stop a 6-0 Tiger run, then teamed with Coby White to force a turnover with four seconds left on the final play of the game to preserve the victory • Carolina's defensive player of the game vs. Florida State (the Tar Heels held the Seminoles to almost 19 points below their season scoring average and limited FSU to 18 field goals and a season-low 30.5 percent shooting from the floor) • Made 6 of 7 field goals, scored 14 points, grabbed eight rebounds and played stellar defense in the win at No. 1 Duke • The 14 points tied his second-highest scoring game as a Tar Heel and were the most he scored since the first game of the season • Scored 12 points and had eight rebounds in the loss to Virginia (had five offensive rebounds, two more than the entire Virginia team) • Was 4 for 4 from the floor, had a career-high 10 rebounds (five on both ends) and a career-high six assists with no turnovers in home win over NC State • Made 6 of 9 field goals and scored 12 points (eight in the second half) in the win at Louisville • Tied his career high with nine rebounds at Georgia Tech • Scored 11 of his 12 points in the first half as UNC built a 14-pointlead in the win over 10th-ranked Virginia Tech • Perhaps his finest all-around game as a Tar Heel in the 90-82 win at NC State when he had 11 points, seven rebounds, five assists, no turnovers and was the defensive player of the game • Was the second game in a row he led UNC in assists, something he didn't do in his first 50 college games • Then-career-high five assists plus eight points, nine boards and zero turnovers at Pitt (first time he led UNC in assists) • Then-career-high nine rebounds vs. Gonzaga (tied his career best with five offensive boards that led to seven UNC points) • Tied his career high with five offensive rebounds vs. Texas • Had 12 points and eight boards against Stanford • Career-high 20 points in the season-opening win at Wofford • Made nine field goals in 15 attempts, both career highs (made five field goals twice last year and attempted seven field goals once) • Scored 13 first-half points helping UNC build a seven-point lead.

### FRESHMAN SEASON (2017-18)

Averaged 4.5 points and 3.5 rebounds in 14.6 minutes per game (most among the non-starters) • Started the first 16 games at the '5' • Made 65 of 123 shots (52.8 percent) from the floor • Had the second-highest FG percentage on the team among players averaging 10-plus minutes • Carolina's defensive player of the game eight times, including the ACC championship game and the NCAA first round game (Northern Iowa, Arkansas, Michigan State, Notre Dame, NC State, at Duke, vs. Virginia, vs. Lipscomb) • Was 27 for 49 from the floor (.551) in ACC regular season and Tournament play • Second on the team with 61 offensive rebounds • Was 15 of 21 from the free throw line in the last six games (had attempted 16 free throws in the previous 20 games).

### 2017-18 GAME HIGHLIGHTS

UNC's defensive player of the game against Virginia in the ACC championship game • Scored 10 points in 16 minutes (his fifth double-figure scoring game of the year and second in ACC play) in the ACC semifinal win over Duke • His eight points in the first half against the Blue Devils in Brooklyn marked the first time he led UNC in scoring in any half • First-half dunk and layup after a pass from a seated Theo Pinson were featured as two of SportsCenter's top 10 plays that evening • UNC's defensive player of the game at Duke – had four points, three rebounds and a block at Cameron • Six rebounds in seven minutes vs. Miami • Had four offensive rebounds in home win over Duke • Scored in double figures for the first time in ACC play with 10 points on 5 of 6 shooting against Pitt • Eight points at home vs. NC State, his top scoring game since Wofford (10) • Key basket with under four minutes to play in the win over Clemson • Nine points and eight rebounds in the 78-73 win at #20 Tennessee • His five offensive boards directly led to eight points • Gave UNC a 67-66 lead with a layup • Nine points and seven rebounds vs. WCU • Eight points and four rebounds vs. Michigan

**GARRISON BROOKS**

• Started his first college game against Northern Iowa and was Carolina's second-leading scorer with 14 points • Made 5 of 6 field goals and all four of his free throw attempts and was UNC's defensive player of the game • Most points in his first college game by a Tar Heel since Harrison Barnes had 14 in 2010-11.

**PREP**

Played for coaches Frank Tolbert and Chris Brandt at Auburn High School • Earned first-team all-state honors once and second-team honors twice • Opelika-Auburn News Player of the Year • Played in the Alabama-Mississippi All-Star game • Averaged 14.3 points, 9.1 rebounds and 2.3 blocks as a senior and broke the school record for career blocks with 334 • Scored 1,457 points and grabbed 1,116 rebounds in his four years, becoming the second player in Auburn High history with 1,000 or

more in both categories • Earned first-team all-state, all-region and all-area honors • Was the runner-up for Class 7A state player-of-the-year honors.

**PERSONAL**

Born Garrison O'Neal Brooks in Meridian, Miss. • Son of Chris and Tammara Colquitt • Birthdate is June 29, 1999 • Led Auburn to the 2017 7A state championship finals • Favorite former Tar Heel is Brice Johnson • Majoring in communication studies • Interned with a radio station in Birmingham, Ala., in the summer of 2019.

**Brooks' Career Highs**

- **Points:** 20 at Wofford (11/6/18)
- **Rebounds:** 10 vs. NC State (2/5/19)
- **Assists:** 6 vs. NC State (2/5/19)
- **Blocks:** 2 several times
- **Steals:** 3 vs. Pitt (2/3/18) and vs. Elon (11/9/18)



Jeffrey Camarati

**Garrison Brooks, Game-by-Game**

2017-18	FG	3FG	FT	REB	PF	PTS	A	TO	B	S	MP
UNI*	5-6	0-0	4-4	3-3-6	2	14	2	3	0	0	18
Bucknell*	4-6	0-0	2-2	2-1-3	4	10	0	2	1	0	11
at Stanford*	0-1	0-0	0-0	0-3-3	4	0	0	2	1	0	12
vs. Portland*	3-6	0-0	0-0	1-1-2	1	6	1	1	0	1	16
vs. Arkansas*	2-6	0-0	0-0	1-2-3	0	4	0	0	1	0	19
vs. Michigan St*	1-6	0-0	0-1	3-3-6	0	2	0	3	1	1	20
Michigan*	3-5	0-0	2-3	3-1-4	3	8	2	0	0	0	24
at Davidson*	0-2	0-0	1-4	0-5-5	2	1	0	4	0	1	21
Tulane*	4-6	0-0	0-2	1-4-5	3	8	1	2	1	0	16
Western Carolina*	4-6	0-0	1-4	1-6-7	2	9	2	1	1	0	20
at Tennessee*	3-6	0-0	3-3	5-3-8	0	9	1	0	0	0	19
Wofford*	4-5	0-0	2-5	1-2-3	2	10	0	0	1	0	24
vs. Ohio State*	2-4	0-0	0-0	2-1-3	1	4	0	0	0	0	22
Wake Forest*	2-3	0-0	2-6	5-2-7	1	6	1	0	0	0	22
at Florida State*	0-2	0-0	0-0	2-4-6	3	0	0	0	0	0	15
at Virginia*	1-2	0-0	0-0	2-0-2	3	2	1	3	0	0	17
Boston College	2-2	0-0	0-0	1-3-4	3	4	0	1	0	1	16
at Notre Dame	2-2	0-0	0-0	1-2-3	0	4	1	2	1	0	14
Clemson	1-1	0-0	0-0	0-3-3	3	2	0	1	1	0	11
Georgia Tech	0-0	0-0	2-2	1-0-1	1	2	1	3	0	0	8
at Virginia Tech	1-1	0-0	0-0	0-1-1	1	2	0	0	0	0	14
NC State	3-3	0-0	2-3	0-1-1	2	8	1	0	0	1	15
at Clemson	1-3	0-0	0-0	2-2-4	3	2	1	0	0	0	17
Pitt	5-6	0-0	0-1	2-0-2	3	10	1	2	0	3	18
Duke	0-1	0-0	0-0	4-1-5	0	0	0	0	0	1	12
at NC State	1-4	0-0	0-0	1-1-2	1	2	0	1	0	0	7
Notre Dame	0-0	0-0	0-0	1-0-1	1	0	0	0	0	0	7
at Louisville	0-1	0-0	1-2	2-1-3	3	1	0	0	0	0	9
at Syracuse	0-0	0-0	0-0	0-0-0	0	0	0	0	0	0	2
Miami	1-2	0-0	0-0	3-3-6	1	2	0	0	0	0	7
at Duke	2-4	0-0	0-0	2-1-3	3	4	0	0	1	0	11
vs. Syracuse (ACC)	0-1	0-0	3-4	2-1-3	2	3	0	0	1	0	8
vs. Miami	2-3	0-0	1-2	1-2-3	1	5	1	0	1	0	9
vs. Duke	3-7	0-0	4-6	3-1-4	3	10	0	1	0	1	16
vs. Virginia	0-1	0-0	3-4	2-1-3	2	3	0	0	0	0	14
vs. Lipscomb (NCAA)	2-3	0-0	3-4	0-1-1	2	7	3	1	0	0	16
vs. Texas A&M	1-6	0-0	1-1	1-1-2	2	3	0	0	0	0	14
<b>2018-19</b>	<b>FG</b>	<b>3FG</b>	<b>FT</b>	<b>REB</b>	<b>PF</b>	<b>PTS</b>	<b>A</b>	<b>TO</b>	<b>B</b>	<b>S</b>	<b>MP</b>
at Wofford*	9-15	0-0	2-3	3-2-5	1	20	0	2	0	1	25
at Elon*	3-5	0-0	1-2	5-1-6	0	7	1	1	0	3	16
Stanford*	5-8	0-0	2-2	2-6-8	3	12	1	1	1	0	16
Tennessee Tech*	3-5	0-0	1-2	1-6-7	2	7	0	1	1	1	17
Saint Francis*	3-4	0-0	1-2	1-2-3	4	7	0	1	1	0	12
vs. Texas*	3-5	0-0	3-5	5-3-8	5	9	1	2	0	1	21
vs. UCLA*	0-3	0-0	2-2	0-1-1	4	2	0	0	2	1	20
at Michigan*	4-7	0-0	2-3	2-5-7	3	10	0	1	0	0	22
UNCW*	3-7	0-0	1-4	4-2-6	3	7	3	0	1	0	21
Gonzaga*	2-3	0-0	5-6	5-4-9	4	9	2	2	2	0	23
vs. Kentucky*	3-3	0-0	1-1	2-6-8	4	7	2	3	0	1	19
Davidson*	5-10	0-0	1-1	1-2-3	2	11	0	3	0	0	16
Harvard*	2-6	0-0	3-4	1-2-3	2	7	0	0	0	0	17
at Pitt*	4-8	0-0	1-1	3-5-8	4	9	5	0	2	2	28
at NC State*	3-4	0-0	5-5	1-6-7	4	11	5	0	1	0	24
Louisville*	2-3	0-0	1-1	0-0-0	4	5	1	2	0	0	13
Notre Dame*	2-8	0-0	0-3	5-3-8	0	4	2	1	0	0	26
at Miami*	2-5	0-0	0-0	2-5-7	3	4	1	2	0	0	28
Virginia Tech*	5-7	0-0	2-3	3-2-5	2	12	0	0	0	0	29
at Georgia Tech*	1-5	0-0	1-4	2-7-9	3	3	1	0	1	2	26
at Louisville*	6-9	0-0	0-1	2-2-4	3	12	0	0	0	1	23
NC State*	4-4	0-0	0-0	5-5-10	3	8	6	0	0	0	22
Miami*	3-6	0-0	0-0	1-5-6	1	6	2	0	0	1	32
Virginia*	5-8	0-0	2-2	5-3-8	3	12	3	1	0	1	32
at Wake Forest*	2-3	0-0	0-0	1-6-7	4	4	2	1	1	0	26
at Duke*	6-7	0-0	2-2	3-5-8	1	14	0	0	0	2	29
Florida State*	1-2	0-0	2-2	0-3-3	2	4	0	1	1	0	22
Syracuse*	4-5	0-0	0-0	1-1-2	5	8	1	1	0	0	19
at Clemson*	3-7	0-0	0-1	2-1-3	4	6	1	1	0	0	26
at Boston College*	2-5	0-0	0-0	1-4-5	2	4	0	0	0	1	26
Duke*	3-5	0-0	4-10	3-2-5	3	10	1	0	2	0	29
vs. Louisville (ACC)*	4-5	0-0	3-5	0-1-1	4	11	0	2	1	0	23
vs. Duke*	1-1	0-0	0-0	2-3-5	5	2	0	0	0	0	22
vs. Iona (NCAA)*	4-8	0-0	2-2	3-5-8	4	10	0	0	0	1	27
vs. Washington*	2-4	0-0	1-2	3-2-5	0	5	3	1	0	1	20
vs. Auburn*	2-2	0-0	2-2	2-2-4	3	6	1	0	1	0	27



# #42 Brandon Huffman

Jr. • F • 6-10 • 255 • Goldsboro, N.C. • Communication Studies Major

## SOPHOMORE SEASON (2018-19)

Played in 27 games • Made 13 of 22 shots from the floor for a field goal percentage of .591 • Scored a season-high seven points in the win over UNCW • Tallied six points at Wake Forest • Also scored four points vs. Tennessee Tech (with a season-high four rebounds) and at home vs. Louisville.

## FRESHMAN SEASON (2017-18)

Made 19 of 35 shots from the floor (.543) • Season-high eight rebounds vs. Western Carolina • Season-high nine points, plus six rebounds and two blocks against Tulane • Eight points at Stanford • Was 4 for 4 from the FT line against the Cardinal • Four points (2-4 FG) in nine minutes in his college debut vs. Northern Iowa.

## PREP

Played for Coach Brian Clifton at Word of God Christian Academy in Raleigh • Averaged 16.1 points, 14.2 rebounds and 2.2 blocks per game as a senior • Comes from a military family • Spent part of his youth living in Anchorage, Alaska • Earned first-team all-state honors in Alaska, leading West Anchorage

## THE HUFFMAN FILE

- **Name:** Brandon Karl Huffman
- **Birthdate:** April 2, 1998
- **Birthplace:** Goldsboro, N.C.
- **Parents:** Byron & Varanda Huffman
- **Prep Coach:** Brian Clifton

to a 4-A state title • Scored 23 points and had 24 rebounds in the state championship game • Honor roll and principal's list student at Word of God.

## PERSONAL

Born Brandon Karl Huffman in Goldsboro, N.C., on April 2, 1998 • Son of Byron and Varanda Huffman • Nickname is Huff • Began playing basketball at age 14 in church leagues • Favorite former Tar Heel is Brendan Haywood • Majoring in communication studies.



Above photos by Jeffrey Camarati & Jeffrey Camarati

## HUFFMAN'S CAREER STATISTICS

YEAR	GP-GS	MIN	AVG	FGM-A	PCT	3FGM-A	PCT	FTM-A	PCT	OFF	DEF	REB	AVG	A	TO	B	S	PTS	AVG
2017-18	29-0	98	3.4	19-35	.543	0-0	-	9-16	.563	17	24	41	1.4	1	12	8	0	47	1.6
2018-19	27-0	67	2.5	13-22	.591	0-0	-	5-12	.417	11	13	24	0.9	2	1	3	2	31	1.1
<b>TOTALS</b>	<b>56-0</b>	<b>165</b>	<b>2.9</b>	<b>32-57</b>	<b>.561</b>	<b>0-0</b>	<b>-</b>	<b>140-28</b>	<b>.500</b>	<b>28</b>	<b>37</b>	<b>65</b>	<b>1.2</b>	<b>3</b>	<b>13</b>	<b>11</b>	<b>2</b>	<b>78</b>	<b>1.4</b>

**BRANDON HUFFMAN**



Robert Crawford

<i>Brandon Huffman, Game-by-Game</i>												
2017-18	FG	3FG	FT	REB	PF	PTS	A	TO	B	S	MP	
UNI	2-4	0-0	0-0	0-1-1	2	4	0	0	0	0	9	
Bucknell	2-2	0-0	0-0	1-1-2	1	4	0	0	1	0	4	
at Stanford	2-2	0-0	4-4	1-4-5	4	8	0	0	0	0	9	
vs. Portland	2-4	0-0	1-2	3-0-3	1	5	0	2	1	0	9	
vs. Arkansas	0-0	0-0	0-0	0-0-0	0	0	0	0	0	0	3	
vs. Michigan St	0-3	0-0	0-0	2-0-2	1	0	0	0	0	0	4	
Michigan	1-3	0-0	0-0	0-1-1	0	2	0	0	1	0	1	
at Davidson	0-0	0-0	0-0	0-0-0	0	0	0	1	0	0	2	
Tulane	4-4	0-0	1-4	1-5-6	1	9	0	0	2	0	12	
Western Carolina	2-3	0-0	0-0	2-6-8	2	4	0	2	2	0	13	
at Tennessee	0-0	0-0	0-0	0-0-0	1	0	0	0	0	0	3	
Wofford	0-0	0-0	1-2	1-0-1	0	1	0	0	0	0	2	
vs. Ohio State	0-0	0-0	0-0	0-0-0	0	0	0	0	0	0	0+	
Wake Forest	0-2	0-0	0-0	0-2-2	1	0	0	2	0	0	5	
at Florida State	0-1	0-0	0-0	1-0-1	1	0	0	0	0	0	2	
at Virginia	0-0	0-0	0-0	0-0-0	0	0	0	0	0	0	1	
Boston College	0-0	0-0	0-0	0-0-0	0	0	0	0	0	0	1	
at Notre Dame				DNP								
Clemson	0-0	0-0	0-0	0-2-2	1	0	0	1	0	0	2	
Georgia Tech	0-0	0-0	0-0	0-0-0	0	0	0	0	0	0	1	
at Virginia Tech	0-0	0-0	0-0	0-0-0	0	0	0	0	0	0	0+	
NC State				DNP								
at Clemson	0-1	0-0	0-0	1-0-1	1	0	0	1	0	0	2	
Pitt	1-2	0-0	1-2	1-1-2	0	3	0	1	1	0	5	
Duke				DNP								
at NC State				DNP								
Notre Dame	1-1	0-0	1-2	1-0-1	0	3	0	0	0	0	1	
at Louisville				DNP								
at Syracuse				DNP								
Miami				DNP								
at Duke	0-0	0-0	0-0	0-0-0	1	0	0	0	0	0	1	
vs. Syracuse (ACC)	0-0	0-0	0-0	0-0-0	0	0	0	0	0	0	1	
vs. Miami	1-1	0-0	0-0	0-1-1	0	2	1	0	0	0	1	
vs. Duke	0-0	0-0	0-0	0-0-0	0	0	0	2	0	0	2	
vs. Virginia				DNP								
vs. Lipscomb (NCAA)	0-1	0-0	0-0	1-0-1	0	0	0	0	0	0	1	
vs. Texas A&M	1-1	0-0	0-0	1-0-1	0	2	0	0	0	0	1	
<b>2018-19</b>	<b>FG</b>	<b>3FG</b>	<b>FT</b>	<b>REB</b>	<b>PF</b>	<b>PTS</b>	<b>A</b>	<b>TO</b>	<b>B</b>	<b>S</b>	<b>MP</b>	
at Wofford				DNP								
at Elon	1-1	0-0	0-0	0-0-0	0	2	0	0	0	0	2	
Stanford	0-1	0-0	0-0	0-1-1	0	0	0	0	1	0	2	
Tennessee Tech	2-3	0-0	0-0	3-1-4	0	4	0	0	0	0	4	
Saint Francis	0-0	0-0	0-0	0-1-1	0	0	0	0	0	0	2	
vs. Texas				DNP								
vs. UCLA	0-0	0-0	0-0	0-1-1	0	0	0	0	0	0	1	
at Michigan	1-1	0-0	0-0	0-1-1	0	2	0	0	0	0	4	
UNCW	3-3	0-0	1-1	3-0-3	2	7	0	0	0	1	6	
Gonzaga	0-0	0-0	0-0	0-0-0	0	0	0	0	0	0	1	
vs. Kentucky	0-0	0-0	0-0	0-0-0	0	0	0	0	0	0	3	
Davidson	0-0	0-0	0-0	0-0-0	0	0	0	0	0	0	1	
Harvard	0-0	0-0	0-0	0-1-1	1	0	0	0	0	0	4	
at Pitt	0-1	0-0	0-0	0-0-0	0	0	0	0	0	0	2	
at NC State				DNP								
Louisville	1-1	0-0	2-3	1-0-1	0	4	0	1	0	0	4	
Notre Dame	0-1	0-0	0-0	0-1-1	0	0	0	0	0	0	2	
at Miami	0-0	0-0	0-0	0-0-0	0	0	0	0	0	0	0	
Virginia Tech	0-0	0-0	0-0	0-1-1	0	0	0	0	0	0	1	
at Georgia Tech	0-0	0-0	0-0	0-0-0	0	0	0	0	0	0	3	
at Louisville	1-1	0-0	0-0	0-1-1	0	2	0	0	0	0	4	
NC State	0-0	0-0	0-0	0-0-0	2	0	0	0	0	0	2	
Miami	1-1	0-0	0-0	0-1-1	1	2	0	0	0	0	3	
Virginia				DNP								
at Wake Forest	2-4	0-0	2-6	1-2-3	2	6	1	0	1	1	8	
at Duke	0-0	0-0	0-0	0-0-0	0	0	0	0	0	0	1	
Florida State	0-0	0-0	0-0	0-0-0	0	0	0	0	0	0	1	
Syracuse				DNP								
at Clemson	0-1	0-0	0-0	1-0-1	0	0	1	0	1	0	2	
at Boston College	0-1	0-0	0-2	0-0-0	0	0	0	0	0	0	3	
Duke				DNP								
vs. Louisville (ACC)				DNP								
vs. Duke				DNP								
vs. Iona (NCAA)	1-1	0-0	0-0	1-1-2	0	2	0	0	0	0	0+	
vs. Washington	0-1	0-0	0-0	1-0-1	0	0	0	0	0	0	1	
vs. Auburn				DNP								

**Huffman's Career Highs**

- **Points:** 9 vs. Tulane (12/3/17)
- **Rebounds:** 8 vs. Western Carolina (12/6/17)
- **Blocks:** 2 vs. Tulane (12/3/17), vs. Western Carolina (12/6/17)





# #21 Sterling Manley

Jr. • F • 6-11 • 250 • Pickerington, Ohio • Communication Studies Major

## SOPHOMORE SEASON (2018-19)

Played limited minutes in six of the last eight games after returning from a 16-game absence due to right knee soreness • Missed the last non-conference game and the first 15 ACC games • Averaged 3.5 points and 2.9 rebounds • Eight points and a season-high 10 rebounds against UNCW • Eight boards vs. Saint Francis • Season-high 13 points on 6 of 8 shooting from the floor against Tennessee Tech (his second-highest career scoring effort) • Had 11 points and eight rebounds at Elon.

## FRESHMAN SEASON (2017-18)

Averaged 5.4 points and 3.6 rebounds in 10.0 minutes per game • Had 49 offensive rebounds, fourth most on the team • Shot 56.6 percent from the floor, highest percentage on the team among players averaging 10 minutes a game • Fourth on the team in free throw attempts (54 for 78) • Was 31 for 38 from the free throw line in ACC games (.816).

## 2017-18 GAME HIGHLIGHTS

Had 10 rebounds against Lipscomb in the NCAA first round, his second

## THE MANLEY FILE

- **Name:** Sterling Montgomery Manley
- **Birthdate:** December 18, 1998
- **Birthplace:** Pickerington, Ohio
- **Parents:** Eric & Kim Manley
- **Prep Coach:** Eric Krueger

game with double-digit rebounds (had 13 in the second game of the season against Bucknell) • Six points in seven minutes against Syracuse in the ACC second round and six points in nine minutes against Duke in the semifinals • Set his ACC scoring high with 12 points and added six boards (five offensive) and a season-best two assists and a block in the win at Syracuse • Scored eight points in nine minutes at Louisville • Went 4 for 4 from the free throw line against Duke • Scored his ACC-best 10 points in just seven minutes against Pitt • Played a season-high 20 minutes at Clemson and had six points and six boards • Tied his ACC scoring high with nine points in 12 minutes against Georgia Tech • Tied for the team scoring lead in the opening half vs. Tech • Carolina's leading scorer off the bench with seven points and had



Above photos by Jeffrey Camarati & Robert Crawford  
Jeffrey Camarati

## MANLEY'S CAREER STATISTICS

YEAR	GP-GS	MIN	AVG	FGM-A	PCT	3FGM-A	PCT	FTM-A	PCT	OFF	DEF	REB	AVG	A	TO	B	S	PTS	AVG
2017-18	37-0	369	10.0	73-129	.566	0-0	-	54-78	.692	49	84	133	3.6	11	32	24	2	200	5.4
2018-19	18-0	149	8.3	26-45	.578	0-0	-	11-20	.550	14	39	53	2.9	4	12	8	4	63	3.5
<b>TOTALS</b>	<b>55-0</b>	<b>518</b>	<b>9.4</b>	<b>99-174</b>	<b>.569</b>	<b>0-0</b>	<b>-</b>	<b>65-98</b>	<b>.6634</b>	<b>63</b>	<b>123</b>	<b>186</b>	<b>3.4</b>	<b>15</b>	<b>44</b>	<b>32</b>	<b>6</b>	<b>263</b>	<b>4.8</b>

**STERLING MANLEY**

Robert Crawford



**Manley's Career Highs**

- **Points:** 16 vs. Bucknell (11/15/17)
- **Rebounds:** 13 vs. Bucknell (11/15/17)
- **Blocks:** 3 vs. Wake Forest (12/30/17)
- **Steals:** 2 vs. Tennessee Tech (1/16/18)

four rebounds in 10 minutes in the win at Notre Dame • Kept the ball alive on UNC's last possession, which led to UNC's game-winning free throws • Nine points and five rebounds against Boston College, his top scoring output since 12/17 at Tennessee • Had seven rebounds (four offensive) in 12 minutes at Virginia • Six points and four offensive rebounds at Florida State • Blocked three shots in eight minutes vs. Wake Forest • Scored in double figures for the second time with 10 points and added eight rebounds in win at Tennessee • Shared team-scoring honors in the first half with eight points, helping UNC overcome 12 turnovers to stay within six at the break • Key contributor in Carolina's win at Davidson – scored six points in a

stretch midway through the second half in which UNC extended its lead to double figures • Registered his first double-double with 16 points and 13 rebounds in just 17 minutes against Bucknell • No other player in Roy Williams' 15 years as UNC's head coach ever finished a game with as many rebounds in 17 minutes • Was 6 for 10 from the floor and grabbed seven offensive rebounds • Those seven offensive boards led to eight Tar Heel points (five by Manley) • Scored 10 points in a 28-18 UNC run after Bucknell closed to within 59-58 • Scored nine points (3-4 FG, 3-5 FT) and grabbed eight rebounds (three offensive) in 14 minutes in his college debut vs. Northern Iowa.

Sterling Manley, Game-by-Game												
2017-18	FG	3FG	FT	REB	PF	PTS	A	TO	B	S	MP	
UNI	3-4	0-0	3-5	3-5-8	0	9	1	0	0	0	14	
Bucknell	6-10	0-0	4-5	7-6-13	0	16	0	2	2	0	17	
at Stanford	3-4	0-0	1-1	2-3-5	4	7	0	3	0	0	12	
vs. Portland	1-4	0-0	3-4	1-7-8	3	5	1	2	1	1	14	
vs. Arkansas	1-1	0-0	2-2	0-2-2	0	4	0	2	0	0	8	
vs. Michigan St	0-2	0-0	0-0	0-1-1	3	0	0	0	0	0	10	
Michigan	2-3	0-0	0-0	1-5-6	1	4	1	3	1	0	13	
at Davidson	2-2	0-0	3-5	0-4-4	1	7	0	0	1	0	10	
Tulane	3-4	0-0	1-4	0-3-3	2	7	0	1	0	0	14	
Western Carolina	3-4	0-0	3-6	2-2-4	0	9	0	3	2	0	13	
at Tennessee	5-8	0-0	0-2	4-4-8	3	10	1	1	1	0	19	
Wofford	1-2	0-0	1-3	2-1-3	2	3	0	0	1	0	7	
vs. Ohio State	0-2	0-0	1-2	0-2-2	1	1	1	0	0	0	11	
Wake Forest	1-3	0-0	0-0	1-1-2	2	2	0	0	3	0	8	
at Florida State	2-3	0-0	2-2	4-1-5	0	6	1	0	0	0	15	
at Virginia	0-2	0-0	4-4	4-3-7	1	4	0	3	0	0	12	
Boston College	4-8	0-0	1-1	3-2-5	1	9	1	1	1	0	11	
at Notre Dame	3-5	0-0	1-2	2-2-4	1	7	0	1	1	0	10	
Clemson	1-2	0-0	1-1	0-1-1	2	3	0	0	0	0	5	
Georgia Tech	4-4	0-0	1-2	2-1-3	0	9	0	0	0	0	12	
at Virginia Tech	0-2	0-0	0-0	0-1-1	3	0	1	1	2	0	8	
NC State	0-0	0-0	1-2	0-0-0	1	1	0	3	0	1	5	
at Clemson	3-6	0-0	0-0	2-4-6	3	6	1	1	2	0	20	
Pitt	3-4	0-0	4-4	0-1-1	1	10	0	1	1	0	7	
Duke	0-1	0-0	4-4	0-1-1	0	4	0	0	0	0	4	
at NC State	2-2	0-0	1-1	1-1-2	3	5	0	1	1	0	8	
Notre Dame	1-1	0-0	2-4	0-3-3	0	4	0	0	0	0	7	
at Louisville	3-3	0-0	2-2	0-2-2	1	8	0	1	1	0	9	
at Syracuse	4-10	0-0	4-5	5-1-6	0	12	2	1	1	0	17	
Miami	0-0	0-0	1-2	0-0-0	1	1	0	0	0	0	4	
at Duke	0-1	0-0	0-0	0-0-0	0	0	0	0	0	0	1	
vs. Syracuse (ACC)	2-5	0-0	2-2	2-1-3	0	6	0	0	0	0	7	
vs. Miami	2-2	0-0	0-0	0-1-1	1	4	0	1	1	0	6	
vs. Duke	3-6	0-0	0-0	1-1-2	2	6	0	0	0	0	9	
vs. Virginia	0-1	0-0	0-0	0-0-0	0	0	0	0	0	0	2	
vs. Lipscomb (NCAA)	3-4	0-0	0-0	0-10-10	0	6	0	0	1	0	10	
vs. Texas A&M	2-4	0-0	1-1	0-1-1	1	5	0	0	0	0	10	
<b>2018-19</b>												
at Wofford	0-1	0-0	0-2	1-1-2	1	0	0	1	0	0	8	
at Elon	5-10	0-0	1-1	2-6-8	1	11	0	1	1	0	15	
Stanford	2-7	0-0	0-0	2-3-5	5	4	0	0	1	0	14	
Tennessee Tech	6-8	0-0	1-1	3-1-4	4	13	1	2	1	2	17	
Saint Francis	2-2	0-0	2-3	0-8-8	0	6	0	0	1	0	15	
vs. Texas	0-2	0-0	0-0	0-4-4	2	0	2	4	0	0	8	
vs. UCLA	1-1	0-0	0-0	0-2-2	1	2	0	1	0	0	7	
at Michigan	0-1	0-0	0-0	0-0-0	2	0	0	0	0	0	4	
UNCW	3-4	0-0	2-5	3-7-10	2	8	0	1	2	1	18	
Gonzaga	1-1	0-0	0-0	0-1-1	1	2	0	0	0	0	11	
vs. Kentucky	1-1	0-0	0-0	1-2-3	1	2	0	0	1	0	10	
Davidson	1-2	0-0	3-4	1-3-4	2	5	0	2	1	0	13	
next 16 games	DNP - left knee soreness											
at Clemson	0-0	0-0	1-2	0-0-0	0	1	1	0	0	0	1	
at Boston College	0-0	0-0	0-1	1-1-2	1	0	0	0	0	1	2	
Duke	DNP											
vs. Louisville (ACC)	1-2	0-0	0-0	0-0-0	0	2	0	0	0	0	2	
vs. Duke	DNP											
vs. Iona (NCAA)	1-1	0-0	0-0	0-0-0	0	2	0	0	0	0	2	
vs. Washington	0-0	0-0	0-0	0-0-0	2	0	0	0	0	0	2	
vs. Auburn	2-2	0-0	1-1	0-0-0	0	5	0	0	0	0	1	

**PREP**

Played for Coach Eric Krueger at Pickerington Central High School • Averaged 16.1 points and 8.5 rebounds as a senior and 12 points, 7.4 rebounds and three blocks as a junior • Helped lead Pickerington to a 26-3 record and a berth in the state semifinals in 2017 • Had 23 points, nine rebounds and four blocks in the regional final • Spent 10 days in Italy playing for an all-star team from Ohio after his sophomore year • Honor student.

**PERSONAL**

Born Sterling Montgomery Manley in Pickerington, Ohio, on December 18, 1998 • Son of Eric and Kim Manley • His great, great uncle Willie Thrower played football at Michigan State, where he won a national championship in 1952 and was the first black quarterback in the NFL (playing for the Chicago Bears in 1953) • Favorite former Tar Heel is John Henson • Majoring in communication studies.



*Walker Miller #22*

# #22 Walker Miller

Jr. • F • 6-11 • 230 • Greensboro, N.C. • Exercise and Sport Science Major

## SOPHOMORE SEASON (2018-19)

Appeared in 19 games, hitting 58.3 percent of his field goal attempts (7 of 12) • Averaged 0.8 points and 0.4 rebounds per game • Scored a career-high four points against Virginia Tech, hitting 2 of 3 field goal tries.

## FRESHMAN SEASON (2017-18)

Played in 20 games • Scored five points and had seven rebounds as a freshman • Made his collegiate debut vs. Northern Iowa • Scored a season-high three points in three minutes vs. Western Carolina • Had a season-high two rebounds vs. Boston College.

## PREP

Played for Coach Nick Whitmore at New Hampton Prep in New Hampton, N.H. • Was team captain and an all-region selection and led New Hampton to a state title • Honor student • Teammate of UNC freshman Andrew Platek with the Albany City Rocks on the Nike EYBL circuit.

### THE MILLER FILE

- **Name:** Walker Bryon Miller
- **Birthdate:** August 16, 1997
- **Birthplace:** Greensboro, N.C.
- **Parents:** Ken Miller & Gail Boulton
- **Prep Coach:** Nick Whitmore

### PERSONAL

Born Walker Bryon Miller in Greensboro, N.C., on Aug. 16, 1997 • Son of Ken Miller and Gail Boulton • Has four brothers and sisters (Wes, Lauren, Matthew and Bo) • His brother, Wes, played at Carolina from 2004-07 and was a member of the 2005 national championship team • Wes started at shooting guard in 2006 and is the head coach at UNCG • Wearing No. 22, the same number his brother wore at UNC • His father, Ken, played baseball at Wake Forest • Majoring in exercise and sport science with a minor in business administration.

### Miller's Career Highs

- **Points:** 4 vs. Virginia Tech (1/21/19)
- **Rebounds:** 2 twice
- **Assists:** 1 several times



Above photos by Jeffrey Camaratti & Peyton Williams

Peyton Williams

### MILLER'S CAREER STATISTICS

YEAR	GP-GS	MIN	AVG	FGM-A	PCT	3FGM-A	PCT	FTM-A	PCT	OFF	DEF	REB	AVG	A	TO	B	S	PTS	AVG
2017-18	20-0	29	1.5	2-7	.286	0-0	-	1-1	1.000	1	6	7	0.4	4	1	2	0	5	0.3
2018-19	19-0	30	1.6	7-12	.583	0-0	-	2-5	.400	1	6	7	0.4	1	1	1	1	16	0.8
<b>TOTALS</b>	<b>39-0</b>	<b>59</b>	<b>1.5</b>	<b>9-19</b>	<b>.474</b>	<b>0-0</b>	<b>-</b>	<b>3-6</b>	<b>.500</b>	<b>2</b>	<b>12</b>	<b>14</b>	<b>0.4</b>	<b>5</b>	<b>2</b>	<b>3</b>	<b>1</b>	<b>21</b>	<b>0.5</b>



#3

AP

# #3 Andrew Platek

Jr. • G • 6-4 • 200 • Guilderland, N.Y. • Exercise and Sport Science Major

## SOPHOMORE SEASON (2018-19)

Played in 32 games • Averaged 1.1 points and 0.3 rebounds • Shot 14 of 30 from the floor overall (.467), including 5 of 15 from three-point range (.333) • Scored a season-high six points in the win at Elon and added five in the win at Wake Forest.

## FRESHMAN SEASON (2017-18)

Averaged 2.0 points in 7.5 minutes per game • Shot 49.1 percent from the field (27 of 55) and 10 of 27 (.370) from three-point range • Had 18 assists and 10 turnovers • Scored five first-half points in the win at Syracuse • Season-high 15 minutes, including his first action at the point, at Clemson • ACC-best five points in the overtime loss to NC State • Hit his first ACC three-pointer at Virginia Tech • Made a season-high three 3FGs and had three assists vs. WCU • Scored seven points (3x3 FG) against Tulane • Scored in double figures for the first time as a Tar Heel with 12 points in just 10 minutes against Portland • First time with multiple threes when he hit two against the Pilots.

## PREP

Averaged 13.6 points, 5.7 rebounds and 3.1 assists at Northfield Mount Hermon School in Massachusetts • Played two seasons for Coach John Carroll at NMH • Also played three years at Guilderland High School for Coach Mike Parks • Averaged 25.3 points in his final season at Guilderland • Teammate of UNC freshman Walker Miller with the Albany City Rocks on the Nike EYBL circuit • Led his team to a school-record 30 wins, New England Prep League regular-season and Tournament 4A championships • Made 86 three-pointers and shot 38 percent from three-point range • Earned first-team All-New England Prep honors and was the team captain • Scored 22 points in the Jordan Brand Regional Game played in Brooklyn • Also played lacrosse •

### THE PLATEK FILE

- **Name:** Andrew Theodore Platek
- **Birthdate:** April 8, 1998
- **Birthplace:** Albany, N.Y.
- **Parents:** Michael Platek & Catherine Schunk
- **Prep Coaches:** John Carroll & Mike Parks



Above photos by Jeffrey Camarati & Robert Crawford  
Jack Winton

### PLATEK'S CAREER STATISTICS

YEAR	GP-GS	MIN	AVG	FGM-A	PCT	3FGM-A	PCT	FTM-A	PCT	OFF	DEF	REB	AVG	A	TO	B	S	PTS	AVG
2017-18	35-0	264	7.5	27-55	.491	10-27	.370	7-10	.700	15	24	39	1.1	18	10	2	3	71	2.0
2018-19	32-0	115	3.6	14-30	.467	5-15	.333	2-4	.500	4	5	9	0.3	7	5	3	6	35	1.1
<b>TOTALS</b>	<b>67-0</b>	<b>379</b>	<b>5.7</b>	<b>41-85</b>	<b>.482</b>	<b>15-42</b>	<b>.357</b>	<b>9-14</b>	<b>.643</b>	<b>19</b>	<b>29</b>	<b>48</b>	<b>0.7</b>	<b>25</b>	<b>15</b>	<b>5</b>	<b>9</b>	<b>106</b>	<b>1.6</b>

**ANDREW PLATEK**

Member of the Dean's List for two years at NMH • National honors society student • Favorite former Tar Heels are Danny Green and Bobby Frasier.

**PERSONAL**

Born Andrew Theodore Platek in Albany, N.Y., on April 8, 1998 • Son of Michael Platek and Catherine Schunk • Exercise and sport science major.



**Platek's Career Highs**  
 • **Points:** 12 vs. Portland (11/23/17)  
 • **Three-Pointers:** 3 vs. Western Carolina (12/6/17)  
 • **Rebounds:** 3 several times  
 • **Assists:** 3 vs. Western Carolina (12/6/17)  
 • **Steals:** 2 vs. UNCW (12/5/18)

**Andrew Platek, Game-by-Game**

2017-18	FG	3FG	FT	REB	PF	PTS	A	TO	B	S	MP
UNI	1-1	0-0	2-2	0-0-0	0	4	0	0	0	0	10
Bucknell	0-1	0-0	0-2	1-2-3	0	0	1	0	0	0	14
at Stanford	1-3	0-1	0-0	1-0-1	1	2	0	1	1	1	14
vs. Portland	4-5	2-2	2-2	1-1-2	0	12	1	0	0	0	10
vs. Arkansas	1-2	0-1	0-0	0-0-0	0	2	2	0	1	0	7
vs. Michigan St	2-3	0-1	0-0	1-1-2	1	4	0	1	0	0	11
Michigan	1-1	0-0	0-0	0-1-1	1	2	0	0	0	0	8
at Davidson	0-2	0-1	0-0	1-2-3	0	0	2	0	0	0	13
Tulane	3-3	1-1	0-0	1-1-2	3	7	1	0	0	0	10
Western Carolina	3-6	3-5	2-2	1-1-2	0	11	3	0	0	0	17
at Tennessee	0-2	0-1	0-0	0-0-0	1	0	1	1	0	0	9
Wofford	0-2	0-1	0-0	0-1-1	1	0	0	1	0	0	10
vs. Ohio State	0-1	0-0	0-0	1-0-1	0	0	0	1	0	0	8
Wake Forest	0-0	0-0	0-0	0-0-0	2	0	0	1	0	0	4
at Florida State	1-2	0-1	0-0	0-0-0	1	2	0	0	0	0	8
at Virginia	0-0	0-0	0-0	1-1-2	1	0	0	1	0	0	3
Boston College	0-0	0-0	0-0	0-0-0	0	0	0	0	0	0	2
at Notre Dame	0-0	0-0	0-0	0-0-0	1	0	0	0	0	0	3
Clemson	0-0	0-0	0-0	0-0-0	0	0	0	0	0	0	2
Georgia Tech	0-0	0-0	0-0	1-2-3	0	0	0	0	0	1	4
at Virginia Tech	1-3	1-2	0-0	0-0-0	0	3	1	0	0	0	7
NC State	2-2	1-1	0-0	1-2-3	1	5	1	0	0	0	11
at Clemson	0-2	0-1	0-0	2-1-3	2	0	1	1	0	0	15
Pitt	1-2	0-1	0-0	0-1-1	1	2	2	1	0	0	10
Duke	0-0	0-0	0-0	0-0-0	1	0	0	0	0	0	8
at NC State	1-2	0-1	0-0	0-0-0	0	2	0	0	0	0	5
Notre Dame	1-2	0-0	0-0	0-2-2	0	2	0	0	0	0	7
at Louisville	DNP – concussion										
at Syracuse	2-2	1-1	0-0	0-0-0	0	5	0	0	0	0	4
Miami	0-1	0-1	0-0	0-0-0	0	0	0	0	0	0	2
at Duke	0-1	0-1	0-0	0-1-1	0	0	0	0	0	0	3
vs. Syracuse (ACC)	1-1	0-0	0-0	1-0-1	1	2	1	0	0	1	5
vs. Miami	0-2	0-2	1-2	1-1-2	1	1	0	0	0	0	4
vs. Duke	DNP										
vs. Virginia	0-0	0-0	0-0	0-1-1	0	0	0	0	0	0	6
vs. Lipscomb (NCAA)	0-0	0-0	0-0	0-2-2	0	0	1	1	0	0	7
vs. Texas A&M	1-1	1-1	0-0	0-0-0	1	3	0	0	0	0	3
<b>2018-19</b>											
at Wofford	0-0	0-0	0-0	0-0-0	0	0	0	0	0	0	0+
at Elon	3-4	0-1	0-0	0-1-1	2	6	0	0	0	1	9
Stanford	0-1	0-0	0-0	0-0-0	0	0	1	0	0	0	6
Tennessee Tech	1-2	1-2	0-0	0-2-2	0	3	2	1	2	1	7
Saint Francis	0-1	0-1	0-0	0-0-0	0	0	1	1	0	0	5
vs. Texas	1-1	0-0	0-0	1-0-1	0	2	0	1	0	0	4
vs. UCLA	0-0	0-0	0-0	0-0-0	0	0	0	0	0	0	1
at Michigan	0-1	0-0	0-0	1-0-1	1	0	0	1	0	0	1
UNCW	1-1	1-1	1-2	0-0-0	0	4	0	1	0	2	11
Gonzaga	0-0	0-0	0-0	0-0-0	0	0	0	0	0	0	2
vs. Kentucky	0-1	0-0	0-0	0-0-0	0	0	0	0	0	0	2
Davidson	0-0	0-0	0-0	0-0-0	0	0	0	0	1	0	2
Harvard	0-1	0-1	0-0	0-0-0	0	0	0	0	0	0	2
at Pitt	1-2	1-1	0-0	0-0-0	3	3	0	0	0	1	4
at NC State	0-0	0-0	0-0	0-0-0	0	0	0	0	0	0	2
Louisville	0-0	0-0	0-0	0-0-0	1	0	0	0	0	0	5
Notre Dame	DNP										
at Miami	1-1	0-0	0-0	0-0-0	0	2	0	0	0	0	3
Virginia Tech	0-1	0-1	0-0	0-0-0	0	0	0	0	0	0	3
at Georgia Tech	1-1	1-1	0-0	0-0-0	1	3	0	0	0	0	3
at Louisville	DNP										
NC State	1-2	0-1	0-0	0-1-1	1	2	0	0	0	0	8
Miami	0-0	0-0	0-0	0-0-0	0	0	0	0	0	0	3
Virginia	0-0	0-0	0-0	0-0-0	1	0	1	0	0	0	3
at Wake Forest	2-5	1-2	0-0	0-0-0	1	5	0	0	0	0	6
at Duke	DNP										
Florida State	0-2	0-2	0-0	0-0-0	0	0	0	0	0	0	2
Syracuse	0-0	0-0	0-0	0-1-1	1	0	0	0	0	0	2
at Clemson	0-1	0-1	0-0	1-0-1	1	0	0	0	0	0	1
at Boston College	1-1	0-0	0-0	0-0-0	0	2	0	0	0	0	6
Duke	0-0	0-0	0-0	0-0-0	0	0	0	0	0	1	4
vs. Louisville (ACC)	0-0	0-0	0-0	0-0-0	1	0	1	0	0	0	2
vs. Duke	DNP										
vs. Iona (NCAA)	0-0	0-0	0-0	0-0-0	0	0	1	0	0	0	2
vs. Washington	1-1	0-0	0-0	0-0-0	0	2	0	0	0	0	1
vs. Auburn	0-0	0-0	1-2	1-0-1	1	1	0	0	0	0	3

Jack Morton



# #30 K.J. Smith

Jr. • G • 6-2 • 175 • Calabasas, Calif. • Communication Studies & Exercise and Sport Science  
Double Major

Awarded a scholarship for this season in the summer of 2019.

### SOPHOMORE SEASON (2018-19)

Saw his first action as a Tar Heel after sitting out the 2017-18 season as a transfer • Played in 22 games, scoring 21 points and collecting three rebounds and seven assists (against just three turnovers) • Scored a season-high five points against both Elon and UCLA.

### FRESHMAN SEASON (2016-17)

Averaged 13.0 minutes per game at Pacific • Scored 76 points • Scored in double figures three times with a season-high 17 vs. Cal-State Fullerton.

### PREP

Finished his prep career at IMG Academy in Bradenton, Fla. • Played for coach Gary McKnight at Mater Dei High School in Santa Ana, Calif. • Also attended Oaks Christian High School in Westlake Village, Calif. • While a senior at Mater Dei, he was team captain and led his team to a 29-5 record and league title • Team won the SoCal state title.

### THE SMITH FILE

- **Name:** Kenneth Smith Jr.
- **Birthdate:** June 26, 1996
- **Birthplace:** Houston, Texas
- **Parents:** Kenny Smith & Dawn Reavis
- **Prep Coach:** Gary McKnight

### PERSONAL

Born Kenneth Smith Jr. in Houston on June 26, 1996 • Is the son of Kenny Smith and Dawn Reavis • His father, a two-time NBA champion with the Houston Rockets, played at Carolina from 1983-87, was named National Player of the Year by Basketball Times in 1987 and finished his career with 1,636 points and was Carolina's all-time leader in assists and steals • Kenny Sr. is a TV analyst for Turner Sports • K.J. is wearing the No. 30 that his father wore as a Tar Heel • Has three sisters – Kayla Brianna, an R&B singer, Monique Smith, an actress, and London Olivia – and a brother, Malloy Adrian • His stepmother is The Price is Right model Gwendolyn Osborne • Double-majoring in communication studies and exercise and sport science.



- #### Smith's Career Highs
- **Points:** 17 at Cal State Fullerton (12/3/16)
  - **Rebounds:** 3 twice
  - **Assists:** 4 at Cal State Fullerton (12/3/16)
  - **Steals:** 3 vs. Pacific Union (12/23/16)

Above photos by Jeffrey Camaratti & Robert Crawford  
Robert Crawford

### SMITH'S CAREER STATISTICS

YEAR	GP-GS	MIN	AVG	FGM-A	PCT	3FGM-A	PCT	FTM-A	PCT	OFF	DEF	REB	AVG	A	TO	B	S	PTS	AVG
2016-17	24-3	312	13.0	28-77	.364	8-37	.216	12-24	.500	4	15	19	0.8	19	11	3	8	76	3.2
2018-19	22-0	40	1.8	7-15	.467	3-7	.429	4-5	.800	1	2	3	0.1	7	3	1	0	21	1.0
<b>TOTALS</b>	<b>46-3</b>	<b>365</b>	<b>7.9</b>	<b>35-92</b>	<b>.380</b>	<b>11-44</b>	<b>.250</b>	<b>16-29</b>	<b>.552</b>	<b>5</b>	<b>17</b>	<b>22</b>	<b>0.5</b>	<b>26</b>	<b>14</b>	<b>4</b>	<b>8</b>	<b>97</b>	<b>2.1</b>



*RM* #35

# #35 Ryan McAdoo

So. • F • 6-5 • 205 • Boca Raton, Fla. • Exercise and Sport Science Major



In his second year with the Tar Heel program and his first as an active player after transferring to UNC from Florida Gulf Coast University • Attended and played one season at FGCU • Sat out the 2018-19 season due to NCAA transfer rules • Played in 14 games and scored five points as a freshman for the Eagles.

### PREP

Played for Coach John O'Connell at the Saint Andrew's School in Boca Raton • Earned most improved player honors as a senior • Two-time district champions • Played tennis for two years and ran cross country for four seasons as well • Also attended American Heritage School in Delray Beach, Fla.


### PERSONAL

Born Ryan Alexander McAdoo on April 30, 1999, in Miami • Son of Bob and Patrizia McAdoo • His father played for Dean Smith at Carolina for one season (1971-72) and is a member of the Naismith Memorial Basketball Hall of Fame • Was the No. 2 pick in the NBA Draft, the NBA Rookie of the Year in 1973, the NBA's MVP in 1975 and a five-time All-Star • Ryan has five siblings • His sister, Rasheeda,

### THE McADOO FILE

- **Name:** Ryan Alexander McAdoo
- **Birthdate:** April 30, 1999
- **Birthplace:** Miami, Fla.
- **Parents:** Bob & Patrizia McAdoo
- **Prep Coach:** John O'Connell

played tennis at Georgia Tech and is a professional tennis player • He was a member of the Italian Club in high school and speaks Italian fluently • Exercise and sport science major.



Above photo by Jeffrey Camarati

Jeffrey Camarati

### McADOO'S CAREER STATISTICS (AT FLORIDA GULF COAST)

YEAR	GP-GS	MIN	AVG	FGM-A	PCT	3FGM-A	PCT	FTM-A	PCT	OFF	DEF	REB	AVG	A	TO	B	S	PTS	AVG
2017-18	14-0	25	1.8	1-7	.143	0-2	.000	3-6	.500	0	3	3	0.2	0	3	0	2	5	0.4



# #1 Leaky Black

So. • G • 6-8 • 195 • Concord, N.C. • Exercise & Sport Science Major

## FRESHMAN SEASON (2018-19)

Averaged 2.5 points, 2.1 rebounds and 1.2 assists in 10.3 minutes per game • Made 23 of 49 shots from the floor (.469), including 5 for 12 from three-point range (.417) • Had eight rebounds and two assists in 17 minutes in the three NCAA Tournament games • Sprained his left ankle in the Georgia Tech game on 1/29 and did not play in the next 13 games • Returned to practice on 3/11 and played vs. Iona for the first time since January • Made a three-pointer as part of UNC's 20-0 run over Virginia Tech • Five rebounds and four assists in ACC opener at Pitt • Steal and dunk in the Gonzaga win • Had five points, two assists and no turnovers in a season-high 18 minutes against UCLA • Tied for the team lead with five assists and added eight points, six rebounds and no turnovers in 15 minutes at Elon.

## PREP

Played for coach Jody Barbee at Cox Mill High School in Concord as a senior • Played his first two seasons at Concord High School and his junior year at Montverde Academy • Played for coaches George Walker and Jason Stowe at Concord and Kevin Boyle at

## THE BLACK FILE

- **Name:** Rechon Malik Black
- **Birthdate:** June 14, 1999
- **Birthplace:** Concord, N.C.
- **Parents:** Carla & Chon Black
- **Prep Coaches:** Jason Stowe, Jody Barbee

Montverde • Averaged 13.4 points, 5.7 rebounds, 3.2 assists and 3.2 steals and was the team's defensive MVP in leading Cox Mill to the 2018 3-A state championship • Cox Mill went 29-3 and was ranked No. 2 in the state • Earned first-team all-state, all-district and all-conference honors in 2018 • Played in the 2018 Carolina Classics All-Star Game and the East-West All-Star Game • 2017 Beach Ball Classic All-Tournament selection • Named a MaxPreps All-America as a sophomore • Also played quarterback on his youth football team.

## PERSONAL

Born Rechon Malik Black on June 14, 1999, in Concord • Son of Chon and Carla Black • Given the nickname "Leaky" by his grandmother, due to his middle name, Malik • Exercise and sport science major.



Above photos by Jeffrey Camarati & Lexi Baird

Robert Crawford

## BLACK'S CAREER STATISTICS

YEAR	GP-GS	MIN	AVG	FGM-A	PCT	3FGM-A	PCT	FTM-A	PCT	OFF	DEF	REB	AVG	A	TO	B	S	PTS	AVG
2018-19	18-0	183	10.2	20-38	.526	4-9	.444	6-7	.857	6	31	37	2.1	23	13	4	13	50	2.8



**LEAKY BLACK**



Jeffrey Camarati

**Black's Career Highs**  
 • **Points:** 8 at Elon (11/9/18), vs. Stanford (11/12/18)  
 • **Rebounds:** 6 at Elon (11/9/18), vs. Saint Francis (11/19/18)  
 • **Assists:** 5 at Elon (11/9/18)  
 • **Steals:** 2 several times

Leaky Black, Game-by-Game											
2018-19	FG	3FG	FT	REB	PF	PTS	A	TO	B	S	MP
at Wofford	0-1	0-0	0-0	0-1-1	0	0	0	0	0	0	8
at Elon	2-5	0-1	4-5	1-5-6	3	8	5	0	0	1	15
Stanford	4-4	0-0	0-0	1-1-2	0	8	1	1	0	2	15
Tennessee Tech	2-3	1-1	2-2	0-3-3	2	7	1	1	0	1	16
Saint Francis	0-1	0-1	0-0	1-5-6	3	0	1	4	1	0	14
vs. Texas	1-2	0-0	0-0	2-1-3	3	2	0	1	0	0	14
vs. UCLA	2-3	1-1	0-0	0-1-1	3	5	2	0	1	0	18
at Michigan	1-3	1-1	0-0	2-0-2	1	3	0	1	0	0	8
UNCW	2-3	0-1	0-0	0-2-2	1	4	3	0	0	2	14
Gonzaga	1-1	0-0	0-0	0-1-1	0	2	0	0	0	1	3
vs. Kentucky	0-2	0-1	0-0	0-2-2	0	0	1	0	0	0	10
Davidson	0-0	0-0	0-0	0-2-2	0	0	0	0	0	0	10
Harvard	2-2	1-1	0-0	0-1-1	2	5	2	0	0	2	12
at Pitt	1-5	0-0	0-0	2-3-5	1	2	4	2	1	0	16
at NC State	2-2	0-0	0-0	0-0-0	3	4	0	2	1	1	10
Louisville	1-3	0-0	0-0	0-2-2	1	2	2	0	0	1	14
Notre Dame	0-3	0-0	0-0	0-0-0	0	0	0	0	0	1	3
at Miami	0-1	0-0	0-0	0-2-2	1	0	0	1	0	0	7
Virginia Tech	1-2	1-2	0-0	0-0-0	0	3	2	0	0	1	7
at Georgia Tech	1-2	0-1	0-0	0-0-0	0	2	1	0	0	1	7
next 13 games	DNP – sprained left ankle										
vs. Iona (NCAA)	0-0	0-0	0-0	1-2-3	1	0	0	1	0	0	5
vs. Washington	0-0	0-0	0-0	0-2-2	0	0	1	1	0	0	4
vs. Auburn	0-1	0-1	0-0	0-3-3	2	0	1	0	0	0	9



Peyton Williams



*Cole Anthony*  
#2



# #2 Cole Anthony

Fr. • G • 6-3 • 190 • New York, N.Y. • Undeclared Major

### PREP

Played at Oak Hill Academy in Mouth of Wilson, Va., during his senior year, where he played for Coach Steve Smith • Averaged 18 points, 9.8 rebounds, and 9.5 assists per game at Oak Hill • Took Oak Hill to the semifinals of the GEICO Nationals • 2019 USA Today first-team All America and Virginia Gatorade Player of the Year • 2019 McDonald's All-American Game MVP, scoring 14 points, five rebounds and seven assists • 2019 Jordan Brand Classic MVP • Member of the U18 USA National Team • Scored 18 points in gold medal game victory and earned all-tournament honors at the 2018 FIBA U18 Americas Championships, where he teamed with Armando Bacot and Coby White • Led Team USA in scoring at the 2019 Nike Hoops Summit • 2018 Nike EYBL MVP, scoring 27 points per game for PSA Cardinals. • Played at Archbishop Molloy

### THE ANTHONY FILE

- **Name:** Cole Hinton Anthony
- **Birthdate:** May 15, 2000
- **Birthplace:** Portland, Ore.
- **Parents:** Crystal McCray & Greg Anthony
- **Prep Coach:** Steve Smith

High School in Briarwood, N.Y., for Coach Mike McCleary for three seasons.

### PERSONAL

Born Cole Hilton Anthony in Portland, Ore., on May 15, 2000 • Moved to New York City as a young child and lived there through his junior year of high school before transferring to Oak Hill • Son of Crystal McCray and Greg Anthony • His father won an NCAA championship with UNLV in 1990, was a 11-year NBA veteran and holds UNLV career records for assists and steals • Undeclared major.



Above photo by Jeffrey Camarati

Maggie Hobson



USA Basketball



*Armando*  
#5



# #5 Armando Bacot

Fr. • F • 6-10 • 232 • Richmond, Va. • Undeclared Major

### PREP

Played his freshman through junior seasons at Trinity Episcopal School in Richmond, Va., for Coach Richard Hamlin and his senior year at IMG Academy in Bradenton, Fla., for Coach Sean McAloon • Averaged 12.4 points, 7.7 rebounds and 1.8 blocks and shot 62.0 percent from the floor at IMG • Averaged 24.5 points and 12 rebounds his junior season • Led IMG Academy to a prep national championship in 2019 • Member of the U18 USA Basketball national team with Cole Anthony and Coby White, winning a gold medal • Played in the 2019 McDonald's All-America and Jordan Brand Classic games • 2019 MaxPreps All America honorable mention • Played for Team Takeover in the EYBL with Tar Heel Anthony Harris • Averaged 11 points and 8

### THE BACOT FILE

- **Name:** Armando Linwood Bacot
- **Birthdate:** March 6, 2000
- **Birthplace:** Richmond, Va.
- **Parents:** Christie Lomax & Armando Bacot Sr.
- **Prep Coaches:** Richard Hamlin, Sean McAloon

rebounds per game • 2017 VISAA Division-I state champion at Trinity Episcopal School.

### PERSONAL

Born Armando Linwood Bacot on March 6, 2000, in Richmond, Va. • Son of Christie Lomax and Armando Bacot Sr. • Has a younger brother (King), two older sisters (A'mari, and Azhane) and a younger sister (Joi'L) • Azhane plays basketball for Virginia State University • Undeclared major.




USA Basketball

Above photo by Jeffrey Camarati

Maggie Hobson



*Jer Francis 13*



# #13 Jeremiah Francis

Fr. • G • 6-0 • 210 • Reynoldsburg, Ohio • Undeclared Major

### PREP

Played four years of varsity basketball for coach Eric Krueger at Pickerington Central High School in Pickerington, Ohio • Had two knee surgeries that kept him from playing in his junior and senior seasons in high school • Won the Ohio Capital Conference Championship his sophomore year with Pickerington Central • High school teammate of Tar Heel Sterling Manley • Averaged 15.3 points, 5.1 assists and 4.3 rebounds his sophomore season • Played AAU for Indiana Elite • Honor roll student his final two years.

### THE FRANCIS FILE

- **Name:** Jerome Francis III
- **Birthdate:** May 26, 2000
- **Birthplace:** Muncie, Ind.
- **Parents:** Felecia & Jerome Francis Jr.
- **Prep Coach:** Eric Krueger

### PERSONAL

Born Jerome Francis III on May 26, 2000, in Muncie, Ind. • Is the son of Felicia and Jerome Francis II • His mother (track & field) and father (basketball) both were varsity athletes at Ohio State • His father averaged 11.2 points as a Buckeye from 1985-89 • Undeclared major.



Above photo by Jeffrey Camarati

Maggie Hobson



Jeffrey Camarati



*Anthony Harris*



# #0 Anthony Harris

Fr. • G • 6-4 • 190 • Woodbridge, Va. • Undeclared Major

### PREP

Played for Paul VI Catholic High School for coach Glenn Farello in Fairfax, Va. • Tore his ACL in December of his senior year in high school • Averaged 12.9 points his junior year • Played for Team Takeover in the EYBL with Tar Heel classmate Armando Bacot • Averaged 8.2 points per game, shooting 43 percent from three-point range • Won of the 2018 EYBL Peach Jam Classic • Won the WCAC regular season championship with Paul VI Catholic his junior year.

### THE HARRIS FILE

- **Name:** Anthony Jy'el Harris
- **Birthdate:** July 6, 2000
- **Birthplace:** Washington, D.C.
- **Parents:** Anthony & Meeesha Harris
- **Prep Coach:** Glenn Farello

### PERSONAL

Born Anthony Jy'el Harris on July 6, 2000, in Washington, D.C. • Is the son of Anthony and Meeesha Harris • Undeclared major.



Above photo by Jeffrey Camarati

Maggie Hobson



Jeffrey Camarati

# ROY WILLIAMS



**“He always puts his players and his coaches before himself and he treats us like we’re one of his sons, and you don’t find that at too many programs. When he promises us something, he really means it and he puts his all into it. A lot of coaches say they have it, but they really don’t mean it like Coach Williams does.”**

**– Joel Berry II  
2017 Final Four  
Most Outstanding Player**

**Williams is one of just six coaches to have won three or more national championships.**

## WILLIAMS IN THE RANKINGS

- Second in NCAA Tournament wins (79) and games (105)
- Second in NCAA Tournament history in No. 1 seeds (13)
- Third in NCAA Tournament winning percentage (.752) among coaches with at least 50 games
- Fourth in national titles (3)
- Fourth in Final Fours (9)
- Sixth all-time in career winning percentage (.789)
- Seventh all-time in Division I wins (871)



# COACH, LEADER, CHAMPION



“Coach Williams was more than just a coach to me – he was more like family. He helped me through a lot while I was in high school. He helped me not only become a better player on the court but a better man off the court. I am forever thankful for the way Coach Williams has, and continues to, impact my life.”

– Coby White

**Williams is one of only two coaches in NCAA history to win 30 or more games at least 12 times.**



# ROY WILLIAMS


32 NBA Draft first-round picks

“What Coach Williams has meant to me personally, I can’t put into words. I’ve never had another person outside of my family care about me as much as Coach Williams has. I can never thank him for the things he’s done for me.”

— Marvin Williams



Carolina Family: Roy Williams, Michael Jordan, Dean Smith



“What makes Coach Williams one of the great coaches isn’t just his extraordinary record, but his dedication to his players. He’s just as serious about making these guys into men and into leaders as he is into making them champions.”

— Former President Barack Obama



# HALL OF FAME COACH



Roy Williams was inducted into the Naismith Basketball Hall of Fame in 2007.



“He’s a really good person. When you come to play for him, his competitiveness to win, his attention to detail and his precision really rub off on you. Coach Williams helped me mature when I came out of high school.”

— Harrison Barnes, 2016 Olympic gold medalist



Williams has been named national coach of the year in nine different seasons.



Roy Williams

# Roy Williams

Head Coach • 17th Year at Carolina

Dean Smith, Adolph Rupp and Jim Calhoun combined for eight national championships and more than 2,600 wins as Division I coaches in their Hall of Fame careers. Entering the 2019-20 college basketball season Roy Williams, who grew up outside of Asheville and graduated from the University of North Carolina in 1972, is just nine wins away from surpassing the win totals of those three legendary figures.

Williams has led his alma mater to national championships in 2005, 2009 and 2017 and two other Final Four appearances. In 31 seasons as a Division I head coach, including 1988-2003 at Kansas and 2003-present at UNC, his teams have won 871 games. Calhoun (873), Rupp (876) and Smith (879) rank Nos. 4, 5 and 6 behind only Mike Krzyzewski, Jim Boeheim and Bob Knight on the all-time Division I wins list.

Last season, USA Today named Williams its National Coach of the Year after he led the Tar Heels to 29 wins, a 16-2 ACC record that earned at least a share of the regular-season title in the best conference in America for the ninth time in 16 seasons, and a No. 1 seed in the NCAA Midwest Regional. Carolina ended the season ranked No. 3 in the country by the Associated Press, the 15th time his teams have finished in the top five in the AP poll.

NBA teams selected three Tar

Heels in the 2019 NBA Draft. Coby White (No. 7), Cameron Johnson (No. 11) and Nassir Little (No. 25) were the 19th, 20th and 21st Tar Heels to play for Williams to be selected in the first round. Overall, 32 of Williams' players have been drafted in the first round.

It was the fourth time (2005, 2009, 2012 and 2019) three or more of his Tar Heels were drafted in the first round.

A 2007 inductee in the Naismith Basketball Hall of Fame, Williams is second among active coaches and sixth all-time in winning percentage (.789), second in ACC road winning percentage (.652), third in ACC regular-season and Tournament wins (222) and fourth in wins by an ACC coach (453).

He's won 28.1 games per season, the highest average among the coaches with 800 or more wins and has more wins over No. 1 ranked teams in the Associated Press poll than any coach in history. He beat No. 1 for the eighth time last season when Carolina knocked off top-ranked Duke in Durham.

Williams is one of the most successful coaches in NCAA Tournament history, standing second in games (105), wins (79) and No. 1 seeds (13); third in appearances (29), winning percentage (.752), Final Four wins (9) and championship game appearances (6); and fourth in titles (3) and Final Fours (9). Over the last 18 years, spanning his last two

seasons at KU and 16 in Chapel Hill, Williams' teams have 54 NCAA Tournament victories, more than any other coach in the nation. Carolina's 45 NCAA Tournament wins in the Williams era are more than any other school has in that 16-year span (Kansas is second with 38).

His UNC teams have also earned 10 No. 1 or No. 2 seeds, won three ACC Tournament championships and averaged more than 28 wins and 12 ACC wins per season. In the last 16 years, the Tar Heels have produced 11 Associated Press top-10 finishes, 21 All-Americans, 17 first-team All-ACC selections, 21 first-round NBA Draft picks, six ACC scholar-athlete of the year awards and seven Academic All-America honors.

Carolina's average finish in ACC play under Williams is the highest of any coach and any school in the conference over the last 16 seasons.

Williams reached 800 wins in fewer seasons and the second-fewest games in NCAA history. He is the only coach in college basketball history to win 400 games at two schools – 453 at Carolina and 418 at Kansas. He is second in wins at UNC and third at KU.

On Aug. 24, 2018, the University of North Carolina officially named the playing floor at the Dean E. Smith Center, home of the Tar Heels, as Roy Williams Court.

"Roy Williams is one of the greatest coaches of all-time, and

### THE WILLIAMS FILE

**Career: 871-234 (31 seasons)**  
**UNC: 453-133 (16 seasons)**

- Naismith Hall of Fame
- Has the sixth-best winning percentage (.789) in NCAA history
- Three-time NCAA champion (2005, 2009, 2017)
- Nine Final Fours (five at UNC)
- Has coached 32 first-round NBA Draft picks, including 21 at Carolina
- Nine-time National Coach of the Year

• **Birthdate:** August 1, 1950  
 • **Education:** North Carolina, 1972; 1973 (Master's)

• **Playing experience:** UNC freshman team, 1968-69

• **Previous head coaching experience:**  
 Kansas (1988-2003)  
 Owen High School (1973-78)

• **Assistant coaching experience:** North Carolina (1978-88)

• **Family:** *Wife* - Wanda; *Son* - Scott, *Daughter* - Kimberly, *Daughter-in-law* - Katie, *Son-in-law* - Kurt Newlin; *Grandsons* - Aiden, Court, Kayson; *Granddaughter* - Kenzie

in a society that judges things by counting championships, he's right there on the top shelf with the greatest of all-time," ESPN analyst Jay Bilas said after the Tar Heels won the 2017 national title, UNC's third in a 13-year span.

Above photos by Peyton Williams & J.D. Lyon Jr.



J.D. Lyon Jr.

NATIONAL COACH OF THE YEAR	CONFERENCE COACH OF THE YEAR
1990 (USBWA)	1990 (Big Eight - AP/UPI)
1991 ( <i>Los Angeles Times</i> )	1992 (Big Eight - AP)
1992 (Associated Press)	1995 (Big Eight - coaches co-winner)
1997 (Naismith, <i>The Sporting News</i> )	1996 (Big Eight - coaches co-winner)
2005 (New York Athletic Club)	1997 (Big 12 - AP/coaches)
2006 (AP, USBWA, Rupp)	2002 (Big 12 - AP/coaches)
2009 (New York Athletic Club)	2003 (Big 12 - AP/coaches)
2017 (New York Athletic Club)	2006 (ACC)
2019 ( <i>USA Today</i> )	2011 (ACC)

**PLAYER IMPACT**

Even greater is the impact he makes on the lives of the young men he coaches.

“Coach treats everyone the same,” says Luke Maye, 2017 NCAA South Regional MVP and an All-America and All-ACC selection. “Everyone gets the same opportunities. If you play well, he plays you. That’s what I respect most about him. I had to earn my time. Coach wanted to make me the best I could be. I can’t thank him enough for the man and the player I’ve become.”

“If I tried to put this into words, it wouldn’t do it justice,” said Kenny Williams on Senior Day in 2019. “To really know the feeling, the joy that you get playing here. You have to be a part of it to actually know the feeling. You come in with expectations and these past four years have blown that away.”

“I look back now and I can clearly see Coach Williams has done a wonderful job helping raise Joel in a critical time in his life,” said Joel Berry Sr., father of the 2017 Final Four Most Outstanding Player. “These are the years of 18 to 22, and they are such important years. Coach Williams has kept his promise to us, because he has made Joel a better man than when Joel first arrived at Carolina.”

“He’s made me become a man,” said Kennedy Meeks, who finished his career fifth at UNC in rebounds

and had 25 points and 14 rebounds in the 2017 national semifinal win over Oregon. “That hug (after the national championship game) was all for being grateful for the opportunities, putting me in the right positions, and also for being one of the greatest coaches that I’ll ever be around. He’s been a major figure in my life that I’ll always remember.”

“The biggest thing about Coach Williams is his loyalty,” said Isaiah Hicks, who scored a key basket in the final minute of the 2017 title game vs. Gonzaga. “Coach would never lie to you. He is someone who is going to be straight up with you and be honest with you. He cares for us. When Coach says he’s going to do something, he does it. He really listens to us and really takes time for the people he cares about.”

“He always puts his players and his coaches before himself and he treats us like we’re one of his sons, and you don’t find that at too many programs,” said Berry II. “When he promises us something, he really means it and he puts his all into it. A lot of coaches say they have it, but they really don’t mean it like Coach Williams does.”

Kenny Williams started 22 games before suffering a season-ending knee injury in 2016-17. When he made his first three-pointer the following season, he noticed his head’s coach reaction: “To see him jump up the way that he did was huge



Peyton Williams

**“He always tells you the straight-up truth about what you need to hear, not just what you want to hear. That helped me not only as a player but also as a person.”**  
**- Tyler Hansbrough**  
**2008 National Player of the Year**

## ROY WILLIAMS BY THE NUMBERS

## HIGHEST WINNING PERCENTAGE, ALL-TIME

(minimum 10 seasons as a Division I head coach)

.824	Clair Bee	Rider, Long Island	412-88 (21 yrs)
.823	Mark Few	Gonzaga	568-122 (20 yrs)
.822	Adolph Rupp	Kentucky	876-190 (41 yrs)
.804	John Wooden	Indiana State, UCLA	664-162 (29 yrs)
.797	John Kresse	College of Charleston	560-143 (23 yrs)
.788	Roy Williams	Kansas, UNC	871-234 (31 yrs)

## HIGHEST WINNING PERCENTAGE, ACTIVE COACHES

(minimum 10 seasons as a Division I head coach)

.823	Mark Few	Gonzaga	568-122 (20 yrs)
.788	Roy Williams	North Carolina	871-234 (31 yrs)
.772	John Calipari	Kentucky	708-209 (27 yrs)
.767	Mike Krzyzewski	Duke	1132-344 (44 yrs)
.763	Bill Self	Kansas	680-211 (26 yrs)

## MOST WINS IN FIRST 31 SEASONS AS A HEAD COACH

871	Roy Williams	Kansas, North Carolina
753	Mike Krzyzewski	Army, Duke
740	Dean Smith	North Carolina
729	Jerry Tarkanian	Long Beach State, UNLV, Fresno State
711	Lute Olson	Long Beach State, Iowa, Arizona

## MOST 30-WIN SEASONS

15	Mike Krzyzewski	Duke
12	Roy Williams	Kansas, North Carolina
10	Bill Self	Oral Roberts, Tulsa, Illinois, Kansas
10	John Calipari	Massachusetts, Memphis, Kentucky
8	Jim Calhoun	Connecticut

## MOST WINS AS A DIVISION I HEAD COACH

1132	Mike Krzyzewski	Army, Duke
946	Jim Boeheim	Syracuse
902	Bob Knight	Army, Indiana, Texas Tech
879	Dean Smith	North Carolina
876	Adolph Rupp	Kentucky
873	Jim Calhoun	Northeastern, Connecticut
871	Roy Williams	Kansas, North Carolina

## MOST WINS PER SEASON, HEAD COACHES

(minimum 800 wins)

Avg.	Coach	Wins	Years
28.1	Roy Williams	871	31
25.7	Mike Krzyzewski	1132	44
24.4	Dean Smith	879	36
22.0	Jim Boeheim	946	43
21.8	Jim Calhoun	873	40

for me. It shows how much I mean to him, and to see me succeed, how much it means to him. That's just how he is. He just wants to see all of us succeed in the long run. And I think that's the biggest thing. He's instilled so many life lessons in us, every day. It's not just basketball."

"I feel like everything he says is for the good of me," said 2017 ACC Player of the Year and consensus first-team All-America Justin Jackson. "There's no agenda with Coach. He is here to win basketball games, that's his No. 1 job. But, at the end of the day, he always considers us like his sons. And that's the way he tries to treat us. That's a big reason why I came here, and a big reason why I wouldn't change a single thing that I did."

Marcus Paige, who concluded his brilliant career in 2016 as

Carolina's all-time leader in three-pointers and 11th in career scoring, said, "He cares about us as people, almost as much as he does about us as players, and that's one thing that separates him as a coach. He's a great coach. He develops our game and our skills, but at the end of the day he cares about us being ready for any aspect of life."

"Coach Williams has meant a lot to me; he's the closest thing I've had as a role model to my father," said 2016 consensus first-team All-America Brice Johnson. "My dad coached me in high school and Coach Williams tried to replicate how my dad pushed me as a coach for the past four years. He got on me more than anyone else on the team, but I thank him for that because he got me to be the player I am today because of his motivation and the little talks we would have

here and there. But what I really appreciate even more is that he not only taught me to be the player that I am on the court, but the person I am off the court."

"A lot of people were doubting me as a freshman, but one thing is you always believed in me," Paige said in a memorable and emotional Senior Night speech in 2016 that was viewed more than 5 million times online. "You always told me: 'I believe in you, son. You're going to make shots; you're going to do fine. You're going to be a great player.' You just believed in me, and I can't thank you enough for that, because that allowed me to be a confident person and helped me grow as a person...And I've tried to be every bit the player you wanted me to be, but you've made me a better man. And that's the most important thing. I'm 10 times a better man than when I got here. Thank you."

## CAREER HIGHLIGHTS

The 2019-20 season is Williams' 47th as a basketball coach – five years as head coach at Owen High School in Swannanoa, N.C., 10 years as Smith's assistant at Carolina, 15 as head coach at Kansas and now 17 as head coach in Chapel Hill. UNC named him head coach on April 14, 2003, 10 days after he led Kansas to the NCAA championship game against Syracuse.

His teams have won regular-season titles 18 times in 31 seasons. No other active Naismith Hall of Fame coach has won as many regular-season championships. UNC has won the ACC regular-season title nine times, the third most in ACC history behind only Smith and Krzyzewski.

His Hall-of-Fame ledger also includes:

- 1,146-295 record in 41 seasons as a collegiate head coach and assistant coach
- 30-win seasons: 12, second most in NCAA history
- 20-win seasons: 29, tied for the fourth most in NCAA history
- national coach of the year: nine times (1990, 1991, 1992, 1997, 2005, 2006, 2009, 2017, 2019)
- conference coach of the year: nine times (1990, 1992, 1995, 1996, 1997, 2002, 2003, 2006, 2011)
- Associated Press rankings:

the Tar Heels have been ranked in the Top 25 in 264 of 308 polls, including 168 Top-10 rankings, 104 times in the Top 5 and 29 weeks as the No. 1 team in the country

- number one rankings: 13 seasons ranked No. 1 and 18 seasons ranked No. 1 or No. 2

- milestone wins: reached 100, 200, 300, 400, 500, 600, 700 and 800 wins in fewer seasons than any coach in college basketball history

Carolina beat Syracuse in January 2017 for his 800th victory. That came in his 1,012th game in his 29th year. The previous record for 800 wins was 33 seasons by Smith and Krzyzewski; Rupp is the only coach to reach 800 wins in fewer games (972).

Williams has set UNC coaching records for most wins in one year (36 in 2007-08), two years (70 in 2008-09), three years (101 from 2007-09), four years (124 from 2006-09), five years (157 from 2005-09), six years (177 from 2005-10), seven years (206 from 2005-12), eight years (228, 2011-18 and 2012-19), nine years (263 from 2005-13), 10 years (292 from 2008-17) and 15 years (434 from 2004-19).

Williams' teams play their best basketball late in the season when champions are crowned. In his 16 seasons at Carolina, the Tar Heels are 90-32 in the month of February and 100-33 (.752) in March and April.

His UNC and KU teams have dominated at home, posting a record of 427-49 (.897). He led the Jayhawks to a 201-17 record (.922) in Allen Fieldhouse, at one point winning 62 consecutive games. The Tar Heels are 224-32 at the Smith Center (and 1-0 in home games at Carmichael Arena and the Greensboro Coliseum) under Williams and set the school record for consecutive home wins with 31.

## NCAA TOURNAMENT SUCCESS

ESPN, Sports Illustrated, Sporting News and Fox Sports named Williams the Coach of the Decade for 2000-09 after he led Kansas and Carolina to 33 NCAA Tournament wins in that span, eight more than any other coach. The Tar Heels won a pair of national titles and Williams' teams played in three other Final Fours in the decade.

Remarkably, only five

## ROY WILLIAMS



Peyton Williams

## ROY WILLIAMS' NCAA TOURNAMENT RANKINGS

## MOST NCAA CHAMPIONSHIPS

10	John Wooden	UCLA (1964-65-67-68-69-70-71-72-73-75)
5	Mike Krzyzewski	Duke (1991-92-2001-10-15)
4	Adolph Rupp	Kentucky (1948-49-51-58)
3	<b>Roy Williams</b>	<b>UNC (2005-09-17)</b>
3	Bob Knight	Indiana (1976-81-87)
3	Jim Calhoun	Connecticut (1999-2004-2011)
2	Dean Smith (UNC, 1982-93), Denny Crum (Louisville, 1980-86), Billy Donovan (Florida, 2006-07), Henry Iba (Oklahoma A&M, 1945-46), Ed Jucker (Cincinnati, 1961-62), Branch McCracken (Indiana, 1940-53), Rick Pitino (Kentucky 1996, Louisville 2013) and Phil Woolpert (San Francisco, 1955-56)	

## MOST NCAA FINAL FOUR APPEARANCES

12	John Wooden	UCLA
12	Mike Krzyzewski	Duke
11	Dean Smith	North Carolina
9	<b>Roy Williams</b>	<b>Kansas, North Carolina</b>
8	Tom Izzo	Michigan State

## MOST NCAA TOURNAMENT WINS

97	Mike Krzyzewski	Duke
79	<b>Roy Williams</b>	<b>Kansas, North Carolina</b>
65	Dean Smith	North Carolina
56	Jim Boeheim	Syracuse
52	Tom Izzo	Michigan State

HIGHEST NCAA TOURNAMENT WINNING PERCENTAGE  
(minimum 50 games)

.825	John Wooden	UCLA	47-10
.764	Mike Krzyzewski	Duke	97-30
<b>.752</b>	<b>Roy Williams</b>	<b>Kansas, UNC</b>	<b>79-26</b>
.740	Rick Pitino	four teams	54-19
.734	John Calipari	UMass, Memphis, Kentucky	47-17

## MOST NCAA TOURNAMENT APPEARANCES

35	Mike Krzyzewski	Duke	1981-active
34	Jim Boeheim	Syracuse	1977-active
29	<b>Roy Williams</b>	<b>Kansas, North Carolina</b>	<b>1988-active</b>
28	Bob Knight	Indiana, Texas Tech	1973-2007
27	Dean Smith	North Carolina	1961-1997
27	Lute Olson	Iowa, Arizona	1979-2007

## MOST CONSECUTIVE NCAA TOURNAMENT APPEARANCES

24	Mike Krzyzewski	Duke	1996-active
23	Dean Smith	North Carolina	1975-97
22	Tom Izzo	Michigan State	1998-active
21	Bill Self	Tulsa, Illinois, Kansas	1999-active
20	<b>Roy Williams</b>	<b>Kansas, North Carolina</b>	<b>1990-2009</b>
20	Mark Few	Gonzaga	2000-active

## MOST NCAA TOURNAMENT GAMES

127	Mike Krzyzewski	Duke
105	<b>Roy Williams</b>	<b>Kansas, North Carolina</b>
92	Dean Smith	North Carolina
88	Jim Boeheim	Syracuse
73	Tom Izzo	Michigan State
73	Lute Olson	Iowa, Arizona

schools (Kentucky, UNC, Duke, UCLA and Kansas) have more NCAA Tournament wins than Williams. His teams are 79-26 in 29 appearances. In addition to nine Final Fours, his teams have reached the Sweet 16 in 19 seasons and the Elite Eight 13 times. The 2019 season was the 13th time his teams have entered the NCAA Tournament as a No. 1 seed (five times at Kansas and eight times at Carolina). That's the second-most No. 1 seeds all-time.

Williams led the Tar Heels to back-to-back national championship games in 2016 and 2017. UNC lost the title to Villanova on a last-second three-pointer in '16 but overcame the loss of Johnson and Paige to return to the title game the following season, when it beat Gonzaga, 71-65. It marked the fourth time in NCAA history a school won the championship a year after losing in the finals.

The 2017 national title was Carolina's first in eight years, since the 2009 Tar Heels overpowered the field, winning six NCAA Tournament games by an average of 20.2 points, the highest margin in 13 years. The 2009 squad is considered one of the most dominant championship teams, becoming the first national champion to win all six games by a dozen or more points. Carolina trailed in the second half just once in those six contests and led Michigan State, 51-30, at halftime in the national championship game.

In 2005, Carolina went 33-4 and won the NCAA title in Williams' second year as head coach, just two years removed from back-to-back seasons in which the Tar Heels failed to make the NCAA Tournament field.

Carolina is 45-12 in the NCAA Tournament under Williams, a winning percentage of .789 that is the highest in ACC history. The 45 wins under Williams are more than 13 other current or former ACC schools have won in their NCAA Tournament histories.

His teams made 20 consecutive NCAA Tournament appearances from 1990 to 2009, which is now the fifth-longest streak in NCAA history. He is the only coach to win an NCAA Tournament game in 20 consecutive seasons (1990-2009) and is the only coach to have

won 29 straight first-round games, an unprecedented feat that UNC extended in 2019 with a win over Iona.

Although his teams are known for high-scoring offense, Carolina's defense paved the way to three NCAA titles under Williams. In the 2017 NCAA Tournament, the Tar Heels allowed only 70.5 points and the opponents shot a collective 39.6 percent from the floor. In Carolina's six Final Four wins en route to the 2005, 2009 and 2017 national championships, the Tar Heels held their opponents to a combined 35.9 percent from the floor; only Michigan State in the 2009 title game shot as high as 40 percent.

## IN THE ACC

The Tar Heels are 196-74 in ACC regular-season play under Williams, the third-highest winning percentage (.726) in ACC history behind Duke's Vic Bubas (.768) and Smith (.728).

Williams has led UNC to ACC regular-season titles in 2005, 2007, 2008, 2009, 2011, 2012, 2016, 2017 and 2019, claiming the top spot outright seven times. UNC's average ACC regular-season finish under Williams is 2.4, best in the league in that time.

Including nine Big 8/Big 12 titles and nine more in Chapel Hill, Williams' teams have won the conference 18 times in 31 seasons. Only Rupp (28) and Phog Allen (24 at Kansas) have more regular-season conference titles. In Williams' 16 seasons, only five schools – UNC (9), Virginia (5), Duke (3), Maryland (1) and Miami (1) – have won outright or shared the regular-season title.

Carolina went unbeaten in nine ACC road games in 2019, tying the best road record in ACC history. Williams has an 88-47 record in ACC road games, a winning percentage of .652 that is the second-best in ACC history. The 88 road wins are the third most in league history behind Krzyzewski and Smith. The Tar Heels have posted winning ACC records on the road in 12 of his 16 seasons, including 9-0 in 2018-19, 8-0 in 2007-08 and 7-1 in 2005-06 and 2011-12.

**ROY WILLIAMS**

**PLAYER HONORS**

Williams' players have won numerous individual awards:

- four National Players of the Year – Drew Gooden (2002), Nick Collison (2003), Sean May (2005) and Tyler Hansbrough (2008)

- 17 first-team All-Americans, including 10 consensus first-team All-America honors – Raef LaFrentz (1997 and 1998), Paul Pierce (1998), Gooden (2002), Collison (2003), Hansbrough (2007, 2008, 2009), Johnson (2016) and Jackson (2017)

- nine conference player or athletes of the year, including five Tar Heels – May (2005), Hansbrough (2008), Ty Lawson (2009), Tyler Zeller (2012) and Jackson (2017)

- three Bob Cousy Award winners – Raymond Felton (2005), Lawson (2009) and Kendall Marshall (2012)

- 34 first-team all-conference players, including 2019 pick Cameron Johnson, who transferred to Carolina from Pitt and developed into a first-team All-ACC and first-round NBA Draft pick

- 44 academic all-conference selections

- two Academic All-Americans of the Year

- seven first-team Academic All-Americans, including Paige, who became UNC's first three-time Academic All-America

- 32 NBA first-round draft picks – 11 at Kansas and 21 at Carolina

His players have earned nearly a billion dollars in NBA salary. In both 2005 and 2012, four Tar Heels were chosen in the first round. Pierce was the 2008 NBA Finals MVP after leading the Boston Celtics to the title; Danny Green set the NBA Finals record with 27 three-pointers in 2013, won a title with San Antonio in 2014 and a second ring with Toronto last season; Barnes won a title with Golden State in 2015 and was a starter on the Warriors when they set the NBA single-season record with 73 wins in

2016.

Hansbrough became the most decorated player in Carolina Basketball history and set the all-time ACC scoring mark with 2,872 points. He is the only player in ACC history to earn first-team All-America and first-team All-ACC honors in each of his four seasons. He also became Carolina's all-time leading rebounder, set the NCAA record for free throws made, won an NCAA title and National Player of the Year honors and earned his degree.

On March 8, 2009, Senior Day at Carolina, an emotional Hansbrough thanked Williams for living up to a promise Williams made during his recruitment that the coach would always be honest with him.

"He always tells you the straight-up truth about what you need to hear, not just what you want to



Rhona Wise

**ROY WILLIAMS, YEAR-BY-YEAR AS A HEAD COACH**

Year	School	Overall			Big 8/12			Big 8/12 Tournament	NCAA Tournament	AP Poll	Coaches Poll
		W	L	Pct.	W	L	Finish				
1988-89	Kansas	19	12	.613	6	8	6th	0-1, 1st Round	—	NR	NR
1989-90	Kansas	30	5	.857	11	3	T-2nd	1-1, Semifinals	2nd Round	5	5
1990-91	Kansas	27	8	.771	10	4	T-1st	1-1, Semifinals	Final Four, 2nd	12	12
1991-92	Kansas	27	5	.844	11	3	1st	3-0, Champions	2nd Round	2	2
1992-93	Kansas	29	7	.806	11	3	1st	1-1, Semifinals	Final Four, T-3rd	9	8
1993-94	Kansas	27	8	.771	9	5	3rd	1-1, Semifinals	Sweet 16	13	12
1994-95	Kansas	25	6	.808	11	3	1st	1-1, Semifinals	Sweet 16	5	10
1995-96	Kansas	29	5	.853	12	2	1st	2-1, Finals	Final Eight	4	5
1996-97	Kansas	34	2	.944	15	1	1st	3-0, Champions	Sweet 16	1	5
1997-98	Kansas	35	4	.897	15	1	1st	3-0, Champions	2nd Round	2	8
1998-99	Kansas	23	10	.697	11	5	T-2nd	3-0, Champions	2nd Round	22	23
1999-00	Kansas	24	10	.706	11	5	5th	1-1, Semifinals	2nd Round	NR	NR
2000-01	Kansas	26	7	.788	12	4	T-2nd	1-1, Semifinals	Sweet 16	12	7
2001-02	Kansas	33	4	.892	16	0	1st	2-1, Finals	Final Four, T-3rd	2	2
2002-03	Kansas	30	8	.789	14	2	1st	1-1, Semifinals	Final Four, 2nd	6	2
<b>15 years</b>	<b>Kansas</b>	<b>418</b>	<b>101</b>	<b>.805</b>	<b>175</b>	<b>49</b>	<b>9 1sts</b>	<b>24-11, 4 titles</b>	<b>34-14</b>	<b>9 Top 10s</b>	<b>10 Top 10s</b>
										<b>7 Top 5s</b>	<b>6 Top 5s</b>
Year	School	Overall			ACC			NCAA Tournament	NCAA Tournament	AP Poll	Coaches Poll
		W	L	Pct.	W	L	Finish				
2003-04	UNC	19	11	.633	8	8	5th	0-1, Quarterfinals	1-1, 2nd Round	18	22
2004-05	UNC	33	4	.892	14	2	1st	1-1, Semifinals	6-0, Champions	2	1
2005-06	UNC	23	8	.742	12	4	2nd	1-1, Semifinals	1-1, 2nd Round	10	14
2006-07	UNC	31	7	.816	11	5	T-1st	3-0, Champions	3-1, Final Eight	4	T-5
2007-08	UNC	36	3	.923	14	2	1st	3-0, Champions	4-1, Final Four, T-3rd	1	3
2008-09	UNC	34	4	.895	13	3	1st	1-1, Semifinals	6-0, Champions	2	1
2009-10	UNC	20	17	.541	5	11	T-9th	0-1, First Round	(4-1, NIT finalists)	NR	NR
2010-11	UNC	29	8	.784	14	2	1st	2-1, Finals	3-1, Final Eight	7	8
2011-12	UNC	32	6	.842	14	2	1st	2-1, Finals	3-1, Final Eight	4	6
2012-13	UNC	25	11	.694	12	6	3rd	2-1, Finals	1-1, 3rd Round	NR	NR
2013-14	UNC	24	10	.706	13	5	T-3rd	0-1, Quarterfinals	1-1, 3rd Round	19	21
2014-15	UNC	26	12	.684	11	7	5th	3-1, Finals	2-1, Sweet 16	15	12
2015-16	UNC	33	7	.825	14	4	1st	3-0, Champions	5-1, Final Four, 2nd	3	2
2016-17	UNC	33	7	.825	14	4	1st	1-1, Semifinals	6-0, Champions	5	1
2017-18	UNC	26	11	.703	11	7	T-3rd	3-1, Finals	1-1, 2nd Round	10	14
2018-19	UNC	29	7	.806	16	2	T-1st	1-1, Semifinals	2-1, Sweet 16	3	9
<b>16 years</b>	<b>UNC</b>	<b>453</b>	<b>133</b>	<b>.773</b>	<b>196</b>	<b>74</b>	<b>9 1sts</b>	<b>26-13, 3 titles</b>	<b>45-12, 3 titles</b>	<b>11 Top 10s</b>	<b>9 Top 10s</b>
										<b>8 Top 5s</b>	<b>6 Top 5s</b>
Head Coaching Totals		Overall			Conference			Conference Tournament	NCAA Tournament	AP Poll	Coaches Poll
31 years		W	L	Pct.	W	L	Finish				
		871	234	.789	371	123	18 1sts	50-24	79-26 (.752)	20 Top 10s	19 Top 10s
								7 titles	3 NCAA titles	15 Top 5s	12 Top 5s
								13 title games	9 Final Fours	2 No. 1s	3 No. 1s
									14 Regional Finals		

**ROY WILLIAMS**

**WILLIAMS IN THE RECORD BOOK**

**NCAA CHAMPIONSHIPS, UNC COACHES**

3	Roy Williams	2005, 2009, 2017
2	Dean Smith	1982, 1993
1	Frank McGuire	1957

**NCAA FINAL FOURS, UNC COACHES**

11	Dean Smith	1967, 1968, 1969, 1972, 1977, 1981, 1982, 1991, 1993, 1995, 1997
5	Roy Williams	2005, 2008, 2009, 2016, 2017
2	Bill Guthridge	1998, 2000
1	Ben Carnevale	1946
1	Frank McGuire	1957

**MOST WINS, UNC COACHES**

879	Dean Smith	1961-97
424	Roy Williams	2003-active
164	Frank McGuire	1952-61
100	Tom Scott	1947-52
85	Bill Lange	1940-44

**MOST ACC REGULAR-SEASON WINS, UNC COACHES**

364	Dean Smith	1961-97
196	Roy Williams	2003-active
84	Frank McGuire	1953-61
32	Bill Guthridge	1997-2000
23	Matt Doherty	2000-03

**WILLIAMS' MOST WINS AGAINST OPPONENT (ALL YEARS)**

36	Kansas State	36-4
33	Colorado	33-2
33	NC State	33-4
25	Nebraska	25-8
25	Iowa State	25-11

**WILLIAMS' MOST WINS AGAINST OPPONENT (AT UNC)**

28	NC State	28-4
20	Clemson	20-3
19	Florida State	19-6
16	Virginia	16-10
15	vs. Boston College, Georgia Tech, Miami	

hear,” said Hansbrough. “That helped me not only as a player but also as a person.”

Green started at small forward for the 2009 Tar Heels and at shooting guard for the San Antonio Spurs when they won the 2014 NBA championship, joining Hall of Famers Michael Jordan and James Worthy as players who won NCAA titles at UNC and NBA rings. Green said the winning cultures of the Tar Heels and the Spurs were similar.

“It starts with the coaches – Coach Williams and Coach Pop (Gregg Popovich) are very professional in the way they carry themselves,” said Green, who averaged 13.1 points for the 2009 national championship team and played in more wins (123) than any Tar Heel in history. “They recruit not just great players, but great people. They want people who have the mentality of wanting to win and compete and not just be about the individual. Coach Williams gets kids who will buy into the message of winning, being a team and doing things the right way without worrying about individual accolades.

“Coach Williams does a great job of getting everyone on the same page and molding them a certain way and doing things the right way,” adds Green. “I learned

that at Carolina. It was easy for me to adjust to the Spurs organization, because I was doing those same things here.”

Williams is the only coach whose players have won more than one Bob Cousy Award as the best point guard in the nation. Felton led the Tar Heels to the 2005 NCAA title; Lawson won a national championship in 2009 and set the ACC single-season record for highest assist-error ratio; and Marshall led UNC to back-to-back regular-season league titles, set ACC records for most assists, highest assist average and most double-figure assist games in a season and posted the highest career assist-error ratio in ACC history.

Berry, a two-time Cousy Award finalist, was the ACC Tournament’s Most Valuable Player in 2016 and became the first Tar Heel to ever earn All-Final Four honors in back-to-back seasons in 2016-17. Berry scored 20 points against Villanova in the 2016 title game and a game-high 22 in 2017 against Gonzaga, making him the first player to score 20 points in consecutive finals since Bill Walton in 1972-73.

Carolina averaged 85.8 points in 2019, third highest in the NCAA. Williams’ teams have averaged at least 80 points per game in a season

Jeffrey Camarati



**ROY WILLIAMS**

23 times. Carolina has ranked in the top four nationally in scoring seven times and either first or second in the ACC in points per game in all but three seasons. Overall his teams have finished in the top 10 nationally in scoring 13 times, in scoring margin 18 times, in field goal percentage 12 times, in win-loss percentage 13 times and in field goal defense four times. Also, his teams have finished in the top seven nationally in assists per game in 14 of the last 18 years and in the top 10 nationally in rebounding margin in 16 of the last 23 years.

The Tar Heels have led the nation in rebounds in each of the last three seasons and in rebound margin in two of those seasons (2017 and 2019).

Williams is one of 11 Tar Heels enshrined in the Naismith Basketball Hall of Fame, joining a group that includes Smith, Michael Jordan, Larry Brown, Billy Cunningham, Worthy, Bob McAdoo, Charlie Scott and Bobby Jones. Twenty-three of his former players from Carolina and Kansas attended the induction ceremony in Springfield, Mass., in 2007.

“Carolina is number one,” said Worthy, the 1988 NBA Finals MVP, at the ring ceremony for the 2017 national champions. “This is where it started for me. It all started with Coach Smith, with him treating every individual player and manager the same and reminding us to give back to the community in addition to being a basketball player. All of us from my era, we came back for Coach Smith. And we also came back to honor Roy, because what he’s doing right now is an amazing feat.”

**COACHING CAREER PRIOR TO 2003**

Williams was an assistant coach at Carolina from 1978-88. Working for Dean Smith, he helped coach such standouts as Mike O’Koren, Al Wood, Worthy, Sam Perkins, Matt Doherty, Jordan, Brad Daugherty, Kenny Smith, Joe Wolf, Steve Hale, Jeff Lebo, J.R. Reid and Scott Williams. Carolina won the NCAA title in 1982, finished second in 1981 and won or shared six ACC regular-season titles and three ACC Tournament championships.

Kansas hired Williams on July 8, 1988. Williams coached a number of the finest Kansas players in

history, including Mark Randall, Adonis Jordan, Rex Walters, Greg Ostertag, Scot Pollard, Jacque Vaughn, Raef LaFrentz, Paul Pierce, Drew Gooden, Nick Collison and Kirk Hinrich.

The Jayhawks averaged 27.9 wins per season, including 35 in 1997-98. He also won 30 in 1989-90, 34 in 1996-97, 33 in 2001-02 and 30 in 2002-03. The Jayhawks reached the Sweet 16 nine times and the Final Eight on five occasions.

In seven years of Big 12 Conference play, his teams went 94-18, capturing the regular-season title in 1997, 1998, 2002 and 2003 and the postseason tournament crown in 1997, 1998 and 1999. In 2001-02, KU became the first Big 12 team to go 16-0 in league play. From 1995-98, Kansas was a combined 123-17 – an average of 30.8 wins per season.

**ACADEMIC EMPHASIS**

Williams emphasizes academic and personal development. He is the only NCAA coach to have two players (Zeller and Vaughn) earn Academic All-America of the Year



J.D. Lyon Jr.

ROY WILLIAMS' MILESTONE WINS			
Win	Date	Score, Opponent	Note
1	11/25/88	94-81, Alaska-Anchorage	First as college head coach
75	3/23/91	93-81, Arkansas	First regional championship, advances to Final Four
100	3/13/92	84-66, Colorado	100th win (in 129 games)
102	3/15/92	66-57, Oklahoma State	First Big 8 Tournament championship
132	3/27/93	83-77, Indiana	Beats No. 1 Hoosiers to reach second Final Four
200	1/28/96	88-73, Nebraska	Eighth-fastest ever to 200 wins
300	2/20/99	60-50, Oklahoma	Tied for third-fastest to 300 behind Bee, Rupp
304	3/7/99	53-47, Oklahoma State	Third straight Big 12 Tournament title
388	3/24/02	104-86, Oregon	Returns Kansas to Final Four
400	1/15/03	98-70, Wyoming	Fourth fastest to 400 wins
417	3/29/03	78-75, Arizona	Earns second straight trip to Final Four
418	4/5/03	94-61, Marquette	Last win at Kansas, advances to national title game
419	11/22/03	90-64, Old Dominion	First win as head coach at North Carolina
463	3/6/05	75-73, Duke	Clinches first outright ACC regular-season title
468	3/27/05	88-82, Wisconsin	Reaches first Final Four as UNC head coach
470	4/4/05	75-70, Illinois	Beats No. 1-ranked Illinois for NCAA championship
500	12/9/06	94-69, High Point	Fastest to 500 wins in NCAA history
521	3/11/07	89-80, NC State	First ACC Tournament title
560	3/29/08	83-73, Louisville	Wins NCAA East Regional
583	2/15/09	69-65, Miami	Passes McGuire as UNC's 2nd-winningest coach
590	3/21/09	84-70, LSU	First UNC coach to win 30 games in three straight seasons
592	3/29/09	72-60, Oklahoma	Advances to fifth Final Four in eight years
594	4/6/09	89-72, Michigan State	Wins second NCAA championship
600	11/29/09	80-73, Nevada	Fastest to 600 wins in NCAA history
700	3/22/13	78-71, Villanova	Third fastest to 700 behind Rupp and Tarkanian
705	12/4/13	79-65, Michigan State	Ties NCAA record with seventh win over #1 team in AP poll
718	2/17/14	81-75, Florida State	Fastest to 300 wins in ACC history
778	3/12/16	61-57, Virginia	Wins third ACC Tournament title
782	3/27/16	88-74, Notre Dame	Advances to eighth Final Four
800	1/16/17	85-68, Syracuse	Wins 800th game in fewer seasons (29) than any coach
814	3/26/17	75-73, Kentucky	Reaches ninth Final Four, fifth at Carolina
816	4/3/17	71-65, Gonzaga	First to win three NCAA titles at one's alma mater
818	11/15/17	93-81, Bucknell	First to win 400 games at two schools
863	2/20/19	88-72, Duke	First to beat the AP No. 1 team eight times
867	3/5/19	79-66, Boston College	Clinched UNC's first 9-0 ACC road record
868	3/9/19	79-70, Duke	Clinched a share of his ninth regular-season ACC title
<b>Overall Record:</b> 871-234		<b>Against No. 1-Ranked Teams:</b> 8-8	
<b>UNC Record:</b> 453-133		<b>In Conference Tournament:</b> 51-24	
<b>Home Record:</b> 427-49		<b>In NCAA Tournament:</b> 79-26	
<b>Against Ranked Teams (AP poll):</b> 161-123		<b>In Overtime:</b> 22-18	



**ROY WILLIAMS**

**Roy Williams & the NBA  
(player, last year under Williams)**

- Rick Calloway, 1990
  - Kevin Pritchard, 1990
  - Mark Randall, 1991
  - Adonis Jordan, 1993
  - Rex Walters, 1993
  - Darrin Hancock, 1994
  - Greg Osterstag, 1995
  - Scot Pollard, 1997
  - Jacque Vaughn, 1997
  - Raef LaFrentz, 1998
  - Paul Pierce, 1998
  - Ryan Robertson, 1999
  - Eric Chenowith, 2001
  - Drew Gooden, 2002
  - Nick Collison, 2003
  - Kirk Hinrich, 2003
  - Wayne Simien, 2003
  - \*Marvin Williams, 2005
  - Raymond Felton, 2005
  - Sean May, 2005
  - Rashad McCants, 2005
  - Jawad Williams, 2005
  - David Noel, 2006
  - Brandon Wright, 2007
  - Tyler Hansbrough, 2009
  - Ty Lawson, 2009
  - \*Wayne Ellington, 2009
  - \*Danny Green, 2009
  - \*Ed Davis, 2010
  - \*Harrison Barnes, 2012
  - Kendall Marshall, 2012
  - \*John Henson, 2012
  - Tyler Zeller, 2012
  - \*Reggie Bullock, 2013
  - P.J. Hairston, 2014
  - James Michael McAdoo, 2014
  - J.P. Tokoto, 2015
  - Brice Johnson, 2016
  - Marcus Paige, 2016
  - \*Justin Jackson, 2017
  - \*Tony Bradley, 2017
  - Isaiah Hicks, 2017
  - Joel Berry II, 2018
  - \*Theo Pinson, 2018
  - \*Coby White, 2019
  - \*Cameron Johnson, 2019
  - \*Nassir Little, 2019
- (\*indicates player on NBA player as of Oct. 1, 2019)*

**Roy Williams' First-Round NBA Draft Picks**

- Mark Randall, 1991
- Rex Walters, 1993
- Greg Osterstag, 1995
- Scot Pollard, 1997
- Jacque Vaughn, 1997
- Raef LaFrentz, 1998
- Paul Pierce, 1998
- Drew Gooden, 2002
- Kirk Hinrich, 2003
- Nick Collison, 2003
- Marvin Williams, 2005
- Raymond Felton, 2005
- Sean May, 2005
- Rashad McCants, 2005
- Wayne Simien, 2005
- Brandon Wright, 2007
- Tyler Hansbrough, 2009
- Ty Lawson, 2009
- Wayne Ellington, 2009
- Ed Davis, 2010
- Harrison Barnes, 2012
- Kendall Marshall, 2012
- John Henson, 2012
- Tyler Zeller, 2012
- Reggie Bullock, 2013
- P.J. Hairston, 2014
- Brice Johnson, 2016
- Justin Jackson, 2017
- Tony Bradley, 2017
- Coby White, 2019
- Cameron Johnson, 2019
- Nassir Little, 2019

honors. In 2016, Paige became the seventh to play for Williams to earn first-team Academic All-America. Williams is tied with Smith for fourth among coaches all-time whose players have earned first-team Academic All-America honors behind Wooden (13), Knight (10) and Ted Owens (9).

“What makes Coach Williams one of the great coaches isn’t just his extraordinary record, but his dedication to his players,” President Barack Obama said when the Tar Heels visited the White House after winning the 2009 championship. “He’s just as serious about making these guys into men and into leaders as he is into making them champions.”

Marvin Williams, who went to the NBA in 2005 after just one season, returned to UNC for classes in seven subsequent summers and earned his degree in 2014.

“I think about what Coach Williams means to me a lot and I hope he’s proud of me,” said Marvin Williams. “I can’t really put into words what he means to me. He came to Bremerton (Wash.) and gave a kid a chance to be something. I can’t thank him enough for what he’s meant to my family. I could never pay Coach Williams back for what he’s done for me, and I mean that genuinely. He told my mother if I worked hard, I could get a degree from this university. When I called my

**WHAT THEY’RE SAYING ABOUT ROY WILLIAMS**

“Coach Williams was more than just a coach to me—he was more like family. He helped me through a lot while I was in high school. He helped me not only become a better player on the court but a better man off the court. I am forever thankful for the way Coach Williams has, and continues to, impact my life.”

—Coby White

“He always puts his players and his coaches before himself and he treats us like we’re one of his sons, and you don’t find that at too many programs. When he promises us something, he really means it and he puts his all into it. A lot of coaches say they have it, but they really don’t mean it like Coach Williams does.”

—Joel Berry II

“I feel like everything he says is for the good of me. There’s no agenda with Coach. He is here to win basketball games, that’s his No. 1 job. But, at the end of the day, he always considers us like his sons. And that’s the way he tries to treat us. That’s a big reason why I came here, and a big reason why I wouldn’t change a single thing that I did.”

—Justin Jackson

“He cares about us as people, almost as much as he does about us as players, and that’s one thing that separates him as a coach. He’s a great coach. He develops our game and our skills, but at the end of the day he cares about us being ready for any aspect of life.”

—Marcus Paige

“You represent all that is good at North Carolina. This is my school, and I’m very proud of what I’ve accomplished there. But I’m just one of hundreds that Coach Smith prepared, not just for basketball, but for life. You have carried on his traditions of integrity, honesty and more importantly, loyalty.”

—Charlie Scott to Roy Williams in his 2018 Naismith Hall of Fame induction speech



Jeffrey Camarati

**ROY WILLIAMS**

mom to tell her (I was graduating), she instantly started crying. I hope I made my parents and my coach proud.”

Williams’ players have won first-team Academic All-America honors five times – the Jayhawks’ Vaughn (twice), Jerod Haase and Ryan Robertson and Carolina’s Zeller (twice) and Paige. Forty-four have made academic all-conference, including four-time recipients Zeller, Paige and Maye. Zeller is the only Tar Heel to be first-team Academic All-America twice and Paige is one of only three players in ACC history to earn first- or second-team Academic All-America honors three times.

In 2018 and 2019, Maye was a second-team Academic All-America and ACC Scholar-Athlete of the Year, the sixth time in the last nine seasons one of Williams’ players won the award.

“I respect and admire Coach Williams—as a champion for the students we serve through the Carolina Covenant; as a leader and teacher of young men; as a person of great integrity,” said Stephen M. Farmer, UNC’s Vice Provost for Enrollment and Undergraduate Admissions. “I also respect and admire his love for this great university and his deep appreciation of the difference it makes in North Carolina and far beyond.”

Zeller majored in business administration and became the first Tar Heel to be named the National Academic All-America of the Year.

“Coach Williams always emphasizes that we have to go to class and get an education, because that’s why we are here,” Zeller said during his senior year. “There might be times we wish we didn’t have to do it. But down the road, we’ll appreciate it. He lets us know that if we take it seriously, we will have a career outside of basketball.”

**PERSONAL**

Williams grew up in the Biltmore neighborhood in Asheville. He attended Roberson High, where he played for Coach Buddy Baldwin. He played on Carolina’s freshman team in 1968-69 and earned a bachelor’s degree in education in 1972 and a master’s degree in teaching in 1973.

He began his coaching career in 1973 at Owen High School and was inducted into the school’s Hall

of Fame in 2010. He coached for USA Basketball teams in the 1991 World University Games, the 1992 U.S. Olympic Development Team, a U-22 tournament in Argentina in 1993 and the 2004 Olympics in Greece.

Several of his staff and players have gone on to head coaching positions, including Matt Doherty, Neil Dougherty, Jerry Green, Steve Robinson, Kevin Stallings, Mark Turgeon, Rex Walters, Wes Miller, Haase and C.B. McGrath.

“My dream is to have relationships with my players and my former players similar to what Coach Williams has with his players,” said Haase, currently the head coach at Stanford. “The way I look at him and respect him—the dream scenario is that someday my players look at me the same way.”

Williams was born on August 1, 1950. He and his wife, Wanda, a 1972 Carolina graduate, have a son, Scott, and a daughter, Kimberly.

Scott earned a business degree from UNC and played point guard for the Tar Heels in 1997-98 and 1998-99. Scott and his wife, Katie (Wolford), live in Charlotte, with their sons, Aiden and Court. Katie is a 2001 Carolina graduate and former cheerleader. She earned a doctorate in physical therapy from Boston University.

Kimberly is a 2002 Carolina graduate with a degree in English, was a member of the UNC dance team in 2000 and 2001 and owns The Dance Spot in Huntersville. In 2016, she married Kurt Newlin, a 2003 UNC graduate who earned his master’s in health administration from UNC Charlotte. They live in Concord with their son, Kayson Alexander, and the most recent addition to the family, daughter Kenzie Lyla, who was born in August 2019.

The Williams family has contributed more than \$425,000 to the Carolina Covenant, an initiative at UNC that allows low-income students to attend the University debt free. Roy and Wanda serve as honorary chairs of a multi-million-dollar campaign to endow the program. He hosts the annual Fast Break vs. Cancer breakfast that has surpassed \$2.6 million in donations and directs the autographed basketball program that has directed more than \$1.6 million to local charities.

ACC RANKINGS		
<b>MOST WINS AS ACC HEAD COACH, ALL GAMES</b>		
1059	Mike Krzyzewski	Duke
879	Dean Smith	North Carolina
461	Gary Williams	Maryland
<b>453</b>	<b>Roy Williams</b>	<b>Kansas, North Carolina</b>
354	Bobby Cremins	Georgia Tech
<b>MOST ACC REGULAR SEASON &amp; TOURNAMENT WINS</b>		
491	Mike Krzyzewski	Duke
422	Dean Smith	North Carolina
<b>222</b>	<b>Roy Williams</b>	<b>North Carolina</b>
210	Gary Williams	Maryland
160	Frank McGuire	North Carolina, South Carolina
<b>ACC REGULAR-SEASON CHAMPIONSHIPS</b>		
17	Dean Smith	North Carolina
12	Mike Krzyzewski	Duke
<b>9</b>	<b>Roy Williams</b>	<b>North Carolina</b>
6	Frank McGuire	North Carolina, South Carolina
4	Tony Bennett	Virginia
4	Vic Bubas	Duke
<b>ACC REGULAR-SEASON WINNING PERCENTAGE (Min. 100 wins)</b>		
.768	Vic Bubas	Duke (106-32 in 10 seasons)
.728	Dean Smith	North Carolina (364-136 in 36 seasons)
<b>.726</b>	<b>Roy Williams</b>	<b>North Carolina (196-74 in 16 seasons)</b>
.709	Mike Krzyzewski	Duke (426-175 in 39 seasons)
.695	Tony Bennett	Virginia (121-53 in 10 seasons)
<b>ACC ROAD WINNING PERCENTAGE</b>		
.667	Vic Bubas	Duke (46-23 in 10 seasons)
<b>.652</b>	<b>Roy Williams</b>	<b>North Carolina (88-47 in 16 seasons)</b>
.618	Frank McGuire	UNC, South Carolina (55-34 in 15 seasons)
.610	Mike Krzyzewski	Duke (183-117 in 39 seasons)
.598	Tony Bennett	Virginia (52-35 in 10 seasons)
<b>MOST ACC ROAD WINS</b>		
183	Mike Krzyzewski	Duke
133	Dean Smith	North Carolina
<b>88</b>	<b>Roy Williams</b>	<b>North Carolina</b>
75	Gary Williams	Maryland
55	Frank McGuire	UNC, South Carolina (55-34 in 15 seasons)



**The Williams family**



*Steve Robinson*

# Steve Robinson

Assistant Coach • 17th Year at Carolina

A former college head coach and one of the nation's top assistants, Steve Robinson is in his 17th year at Carolina and his 25th on Roy Williams' staff.

Williams' top assistant, Robinson's primary responsibilities include scouting, recruiting and bench coaching. He helped recruit future NBA players Nassir Little, Harrison Barnes, Danny Green, John Henson, Ed Davis, Marvin Williams, Brandan Wright and Paul Pierce to Carolina and Kansas. Robinson works directly with the Tar Heel perimeter players, helping to mentor Cousy Award-winning point guards Raymond Felton, Ty Lawson and Kendall Marshall, as well as 2017 Final Four MVP Joel Berry II.

Robinson is the second-longest-tenured assistant in UNC history behind only Bill Guthridge (30 years).

He has been named one of the top-25 recruiters in college basketball four times since coming to Carolina. Fox Sports has named him one of the top five high-major assistant coaches in all of college basketball.

In 2019, Robinson was inducted into the A Step Above Assistant Coaches Hall of Fame.

Robinson was head coach at Tulsa for two years and at Florida State for five years. As head coach at Florida State, he led the Seminoles to the second round of the 1998 NCAA Tournament. Robinson was head coach at Tulsa in 1995-96 and 1996-97. He led the Golden Hurricane to a 46-18 record and back-to-back appearances in the NCAA Tournament.

Robinson was an assistant at Kansas from 1988-95 and in 2002-03. Before joining Williams in 1988, Robinson spent two years as an assistant coach at Cornell and three seasons at his alma mater, Radford.

A native of Roanoke, Va., Robinson graduated from William Fleming High School and Ferrum Junior College, where he played basketball for two seasons. He was team captain at Radford in 1979 and 1980. While at Radford, he earned his bachelor's degree in health and physical education in 1981 and his master's degree in counseling in 1985.

He is a member of the Ferrum Junior College and Radford University Halls of Fame and will be inducted into the William Fleming HS Hall of Fame in December 2019. He serves on the Board of Visitors at Radford.

Robinson and his wife, Lisa, have four children – daughters Shauna and Kiaya and sons Tarron and Denzel. Tarron is married to the former Kathryn Small, and the couple has a daughter, Chloe. Denzel played two seasons for the Tar Heels and graduated in 2014.



### THE ROBINSON FILE

- A member of the A Step Up Assistant Coaches Hall of Fame
- Duties at UNC include recruiting, scouting and bench coaching
- Has seven years of head coaching experience, including two at Tulsa (1995-97) and five at Florida State (1997-2002)

- **Birthday:** October 29
- **Education:** Radford, 1981; Radford, 1985 (Master's)
- **Playing experience:** Ferrum JC (1976-78); Radford (1978-80)

- **Previous head coaching experience:** Tulsa (1995-97), Florida State (1997-2002)

- **Previous assistant coaching experience:** Radford (1983-86); Cornell (1986-88), Kansas (1988-95; 2002-03), North Carolina (2004-present)

- **Family:** Wife - Lisa; Sons - Tarron and Denzel; Daughters, Shauna and Kiaya; Daughter-in-law - Kathryn; Granddaughter - Chloe

Above photos by J.D. Lyon, Jr.



The Robinson Family

Maggie Hobson



*Hubert Davis*

# Hubert Davis

Assistant Coach • Eighth Year at Carolina

Former Tar Heel guard and 12-year NBA veteran Hubert Davis is in his eighth season as a member of the Carolina Basketball coaching staff. His duties include bench coaching and scouting.

He oversees the squad's charitable endeavors and clinics and previously served as the head coach of the UNC junior varsity team.

Davis worked for seven years with ESPN as an analyst and co-host of the College GameDay program.

The Burke, Va., native played in 137 games as a Tar Heel from 1988-92, during which time UNC went 102-37, won the 1989 and 1991 Atlantic Coast Conference Tournaments and played in the 1991 Final Four. He scored 1,615 points, an average of 11.8 per game, and holds the UNC record for career three-point percentage at .435 (197 of 453). He scored in double figures 80 times and had 23 games with 20 or more points.

He scored in double figures in each of his last eight NCAA Tournament games, averaging 18.5 points in those games. That included 19 against Temple in the 1991 NCAA East Regional final and 25 against Kansas (coached by Williams) in the 1991 Final Four.

Davis averaged 21.4 points and earned second-team All-ACC honors as a senior. He scored in double figures in 32 of 33 games that season, including 20 games with 20 or more points and 30 or more in four games. He netted a career-high 35 points at Duke on March 8, 1992. That 35-point game was part of a seven-game stretch late in the season in which he averaged a prolific 28.7 points.

The New York Knicks selected Davis with the 20th pick in the first round of the 1992 NBA Draft. He played 12 seasons in the NBA, scoring 5,583 points, an average of 8.2 per contest. He made 728 three-point field goals and is currently second in NBA history in three-point percentage at .441.

Davis graduated from UNC in 1992 with a degree in criminal justice. He and his wife, Leslie, have three children – Elijah, Bobbie Grace and Micah. His uncle, Walter, starred at UNC from 1973-77 and was a six-time NBA All-Star with the Phoenix Suns.



The Davis Family



J.D. Lyon Jr.

### THE DAVIS FILE

- Duties at UNC include recruiting, scouting and bench coaching
- Former Tar Heel guard who played 12 seasons in the NBA
- Posted the highest three-point field goal percentage in UNC history and the second-highest in NBA history
- Formerly was head coach of the UNC junior varsity team

- **Birth day:** May 17
- **Education:** North Carolina, 1992
- **Playing experience:** North Carolina (1988-92), NBA (1992-2004)

- **Previous coaching experience:** North Carolina (Assistant Coach, 2012-present)

- **Family:** Wife - Leslie; Has two sons, Elijah and Micah, and a daughter, Bobbie Grace

### NBA CAREER THREE-POINT PERCENTAGE LEADERS

Steve Kerr	.454
<b>Hubert Davis</b>	<b>.441</b>
Seth Curry	.439
Drazen Petrovic	.437
Steph Curry	.436

Above photos by J.D. Lyon Jr. & Robert Crawford



*Brad Frederick*

# Brad Frederick

Assistant Coach • Seventh Year at Carolina

Brad Frederick is in his seventh season on Roy Williams' staff at Carolina and his third as assistant coach.

His primary responsibilities include scouting, recruiting and bench coaching. He works with the UNC big men in practice and coordinates the team's camps. He also is in his first season as head coach of the Carolina junior varsity program.

Frederick served as director of operations for four years upon joining the Tar Heel staff in 2013 after 14 seasons on Kevin Stallings' staff at Vanderbilt.

As a player, Frederick joined the UNC varsity team as a sophomore in Dean Smith's final season as head coach and also played two years under head coach Bill Guthridge. The Tar Heels went 86-21 in those three seasons. He played in 70 games and was part of UNC teams that won the 1997 and 1998 Atlantic Coast Conference Tournament titles and reached two Final Fours. Frederick played on Tar Heel teams that featured future NBA standouts Vince Carter and Antawn Jamison, as well as point guard Ed Cota. He was one of three seniors in 1999 along with Ademola Okulaja and Scott Williams.

Frederick began his coaching career in 2000 at Vanderbilt when Stallings became the Commodores' head coach. During his final season at Vanderbilt, Frederick held the longest tenure of any assistant coach in the Southeastern Conference.


Frederick is married to the former Jocelyn Isenburg. They have two sons, Benjamin and Sawyer, and a daughter, Carson. Brad's father, the late Dr. Bob Frederick, was the athletic director at Kansas for 14 years and served as chairman of the NCAA Division I Basketball Committee.



**The Frederick Family**



Robert Crawford

 **THE FREDERICK FILE**

- In his third year as an assistant coach at UNC after four as director of operations
- Former Tar Heel who played on Final Four teams in '97 and '98
- Joined the UNC staff in 2013 after 14 seasons at Vanderbilt
- In his first year as head coach of the UNC JV team

---

- **Birthdate:** November 19
- **Education:** North Carolina, 1999
- **Playing experience:** North Carolina (1996-99)

---

- **Previous coaching experience:** Vanderbilt (Staff, 2000-13), North Carolina (Director of Operations, 2013-17; Assistant Coach, 2017-present)

---

- **Family:** Wife - Jocelyn; Has three children, Benjamin, Carson and Sawyer

Above photos by Robert Crawford



*Sean May*

# Sean May

Director of Operations • Fifth Year at Carolina



Sean May is in his fifth year on Roy Williams' staff and his third as Carolina's director of basketball operations. The 2005 Final Four Most Outstanding Player and NBA first-round draft pick's duties include scouting, recruiting, video services, team logistics and other behind-the-scenes duties.

May played at Carolina from 2002-05 and is one of seven Tar Heels to average a double-double for his career. The Bloomington, Ind., native averaged 15.8 points and 10.0 rebounds over his three collegiate seasons. He joins Bob McAdoo, Rusty Clark, Billy Cunningham, Doug Moe, Pete Brennan and Lennie Rosenbluth as the only Tar Heels to average double figures in both career scoring and rebounding. May is the only Tar Heel to accomplish that since McAdoo in 1972.

May scored 26 points and grabbed 10 rebounds in the 2005 national championship game victory over Illinois, a game played on his 21st birthday. He was Sports Illustrated's National Player of the Year as a junior and also was the ACC's Top Male Athlete and a first-team All-America.

He posted eight consecutive double-doubles in 2005, including 26 points and 24 rebounds against Duke in his last home game, a 75-73 win that clinched the ACC regular-season title. The 24 rebounds are the most by any player in a game in Smith Center history. He led UNC in scoring, rebounding, field goal percentage and blocks in 2005.

May entered the NBA Draft after his junior season and earned his degree in 2009. Due to injuries, he was limited to 119 games over four NBA seasons. He averaged a career-high 11.9 rebounds and 6.7 rebounds for Charlotte in 2007. He also played professionally overseas.

May is one of four father-son combinations to win NCAA titles. His dad, Scott, was the 1976 National Player of the Year and led Indiana to a perfect season and NCAA title.

He and his wife, Grace, have four daughters – Layla, Lilianna, London and Luna.



**The May Family**



Robert Crawford

### THE MAY FILE

- Duties include scouting, video services, on-campus recruiting and team logistics
- In his fifth season on Roy Williams' staff
- The 2005 NCAA Final Four MVP and an NBA Draft Lottery pick in '05
- **Birthday:** April 4
- **Education:** UNC, 2009
- **Playing experience:** UNC, 2002-05
- **Previous coaching experience:** North Carolina (Director of Player Personnel, 2015-17; Director of Operations, 2017-present)
- **Family:** Wife - Grace; Has four daughters, Layla, Lilianna, London and Luna

### UNC'S FINAL FOUR MOST OUTSTANDING PLAYERS

- 2017 – Joel Berry II
- 2009 – Wayne Ellington
- 2005 – Sean May
- 1993 – Donald Williams
- 1982 – James Worthy

### TAR HEELS WHO AVERAGED A DOUBLE-DOUBLE (POINTS & REBOUNDS) IN A CAREER

- Sean May (2002-05)
- Robert McAdoo (1971-72)
- Rusty Clark (1966-69)
- Billy Cunningham (1962-65)
- Doug Moe (1958-61)
- Pete Brennan (1955-58)
- Lennie Rosenbluth (1954-57)

Above photos by J.D. Lyon Jr. & Robert Crawford



# Kendall Marshall

Director of Recruiting • Second Year at Carolina

Former Bob Cousy Award winner and NBA point guard Kendall Marshall is Carolina Basketball's Director of Recruiting. He is in second season on Roy Williams' staff.

Marshall played two seasons as a Tar Heel from 2010-12 and four seasons in the NBA, where he had nearly a 3 to 1 assist-error ratio. He was second in the NBA in assists in 2014 for the Los Angeles Lakers. He earned his undergraduate degree from UNC in 2018.

The Dumfries, Va., native was one of the best passers in college basketball history. He moved into the starting lineup in January of his freshman season and led UNC to consecutive appearances in the ACC Tournament finals and NCAA Elite Eight, piling up assists in record time. As a sophomore, he earned first-team All-America honors (CBSSports.com) and ran a Tar Heel attack that earned a No. 1 seed in the Midwest Regional. Marshall suffered a broken wrist in Carolina's NCAA second-round win over Creighton and was unable to play in UNC's next two Tournament games.

He won the Bob Cousy Award in 2012 as the nation's top point guard, became Carolina's all-time leader in assist average with 7.96 per game and the ACC's career leader in assist-error ratio at 3.01. He is second in ACC history in assists per game and concluded his career eighth in UNC history in assists. Marshall recorded 10 or more assists 23 times.

As a sophomore he also earned third-team All-America honors from the Associated Press and was a second-team All-ACC selection. He set the ACC single-season record for assists with 351, the fourth-most in NCAA history. He led the nation in assist-error ratio (3.5) and was second in assists per game (9.8). He established the ACC single-season record for highest assist average and had second-best assist-error ratio in ACC single-season history.

In 2011, he was a first-team Freshman All-America and was a third-team All-ACC after leading the ACC in assists with 6.2 per game.

Marshall was a high school All-America at Bishop O'Connell High School in Arlington, Va., where he won the 2010 Virginia Independent Schools Division I championship.



J.D. Lyon Jr.



Jeffrey Camaratti

**THE MARSHALL FILE**

- Duties include on-campus recruiting
- In his second season on Roy Williams' staff
- The 2012 Bob Cousy Award winner as the nation's top point guard
- Four-year NBA veteran

---

- **Birthdate:** Aug. 19
- **Education:** UNC, 2018
- **Playing experience:** UNC, 2010-12

**UNC'S BOB COUSY AWARD WINNERS**

2012 – Kendall Marshall  
 2009 – Ty Lawson  
 2005 – Raymond Felton

---

**KENDALL MARSHALL IN THE UNC RANKINGS**

Single-Game Assists – 7 of the top 10 games  
 Assists in an NCAA Tournament Game – 1st  
 Assists by a Freshman – 1st  
 Assists in 2, 4 and 5 Consecutive Games – 1st  
 Assists in a Season – 1st and 9th  
 Assists in a Career – 9th  
 Assists in a Two-Year Career – 1st  
 Assist Average in a Season – 1st  
 Assist Average in a Career – 1st  
 Games with 10 or More Assists in a Season – 1st  
 Games with 10 or More Assists in a Career – 2nd  
 Assist-Turnover Ratio in a Season – 2nd  
 Assist-Turnover Ratio in a Career – 1st

Above photos by J.D. Lyon Jr. & Robert Crawford

**JONAS SAHRATIAN**  
**Strength & Conditioning**  
**Coordinator**



One of the top strength & conditioning coordinators in college basketball, Jonas Sahratian enters his 16th season with the Tar Heel men's basketball program. He also served in the same capacity at the University of Kansas for five seasons.

Sahratian (whose name is pronounced suh-RAI-shun) plans and coordinates strength and conditioning for the Tar Heels. He has been a part of five Final Fours and three NCAA championships at Carolina, in addition to two other Final Fours at Kansas.

He worked with Carolina head coach Roy Williams at Kansas from January 1999 to April 2003. He also coordinated strength and conditioning for the volleyball, swimming and diving teams at Kansas and assisted with football from 1999-2001.

A native of Detroit, Mich., Sahratian graduated from Western Michigan University in 1997 with a bachelor of science degree in exercise science. In 2000, he received his master's in exercise physiology from Kansas.

In addition to working with Kansas athletics, Sahratian interned for two years at the Chicago Bulls/Vermeil's Sports and Fitness in Deerfield, Ill. He worked in Chicago during the Bulls' championship seasons in 1996-97 and 1997-98.

He is a certified strength and conditioning specialist through the National Strength and Conditioning Association and a certified club coach through USA Weightlifting.

Sahratian and his wife, Grechen, have a daughter, Natalie.



**ERIC HOOTS**

**Assistant to the Athletic Director,**  
**Director of Player Development**



Eric Hoots is in his 16th year on staff for the UNC men's basketball program. In his role as director of player development and assistant to the athletic director, he is responsible for a wide variety of tasks essential to the program's success.

Hoots serves as the program's in-office academic coordinator. As the contact with the Student Academic Support office, he is responsible for monitoring the players' academic progress. Hoots is also responsible for team travel and the team's equipment needs, including managing the budget, ordering apparel and serving as a liaison between Nike and the basketball staff.

Hoots also is the primary contact for former Tar Heel players. He assists with on-campus recruiting and also functions as video coordinator.

A 2004 North Carolina graduate with a degree in communications, Hoots was a three-year Tar Heel varsity manager. He served as head manager as a senior in Roy Williams' first season as the head coach in Chapel Hill. While working under Williams, Hoots earned his master's in sport administration from VCU in 2010.

Hoots, a Newton, N.C. native, married Amy Howe in 2009. The couple has two sons, Brady and Jackson, and a daughter, Avery.



**DOUG HALVERSON**  
**Head Athletic Trainer**



Doug Halverson joined UNC's Sports Medicine staff in 2005 and is in his seventh season as the head athletic trainer for the men's basketball varsity and JV programs.

He joined the men's basketball staff in 2013 after spending eight years working as a staff athletic trainer for the football (2007-13), women's lacrosse (2005-13), field hockey (2005-07), and men's and women's golf (2006-07) programs.

Halverson returned to UNC after working at Georgia State University, where his primary responsibility was coverage of the women's basketball team and supervising graduate athletic trainers in coverage of spring sports.

Halverson is a 2002 graduate of UNC, where he earned a B.A. in Exercise and Sport Science with a specialization in Athletic Training. While serving as a student athletic trainer from 1999-2002, he worked with the women's soccer, volleyball and track and field teams.

Following his undergraduate degree, Halverson continued his education at UNC, where he served as a graduate assistant athletic trainer, working mainly with the Tar Heel football and men's and women's tennis programs. He received an M.A. in Exercise and Sports Science - Athletic Training in 2004.


He has been an NATABOC Certified Athletic Trainer (ATC) since 2002 and has been an NSCA Certified Strength and Conditioning Specialist (CSCS) since 2005.

Halverson is a native of Winston-Salem who lives in Chapel Hill with his wife, Emily Kiser.





**2019-20 CAROLINA STAFF**  
**SUPPORT STAFF**



**Kiersten Steinbacher**  
*Head Manager*



**Cole Chapman**  
*Manager*




**Natalie Ginn**  
*Manager*



**Drew Goforth**  
*Manager*



**Andrew Hamill**  
*Manager*



**Robby Ruffolo**  
*Manager*



**Mallory Wilmouth**  
*Manager*



**Nadia Bond**  
*Office Staff*



**Kaye Chase**  
*Office Staff*



**Cynthia Friend**  
*Office Staff*



**Maggie Hobson**  
*Office Staff & Photographer*



**Clint Gwaltney**  
*Senior Associate Athletic Director*




**Josh Reavis**  
*Creative Services*




**Brandon Gray**  
*Graphic Design*



**Brett Botta**  
*Smith Center Director*



**Emilee McCollum**  
*Smith Center Assistant Director*



**Brett LeClair**  
*Smith Center Graduate Assistant*



**Shane Parrish**  
*Equipment Manager*



**James Ayscue**  
*Strength & Conditioning Assistant*



**Jenn Townsend**  
*Academic Advisor*



**Dr. Tom Brickner**  
*Team Physician*



**Dr. Alex Creighton**  
*Team Orthopaedist*



**2019-20 Smith Center Maintenance Staff (left to right):**  
 Tom Goodman, Jamie Groce, Billy Modlin, Jonathan Guthrie,  
 David Thomas, Michael Copeland, Kip Holsonback

Jeffrey Camarati

# ACADEMIC EXCELLENCE



2019 Graduates



Justin Jackson and Vasco Evtimov both graduated in 2019 after leaving Carolina early to play pro basketball.



## LUKE MAYE

- 2018 and 2019 Skip Prosser Award (top scholar-athlete in ACC basketball)
- 2018 and 2019 Academic All-America
- Four-time Academic All-ACC
- 2019 ACC Postgraduate Scholarship

## MARCUS PAIGE

- Three-time Academic All-America
- 2015 and 2016 Skip Prosser Award
- 2016 ACC Honorary Postgraduate Scholarship winner

The Academic Support Program assists Tar Heel student-athletes in exploring their interests and abilities, enjoying a broad educational experience and reaching their academic goals.



## MARVIN WILLIAMS

earned his UNC degree despite entering the NBA following his freshman season.

"Carolina Basketball and the University of North Carolina truly changed my life. I'm thankful for that."



# THE FOUNDATION FOR SUCCESS



2018 Graduates

The Carolina men's basketball team has been honored in 10 of the last 14 years for having an Academic Progress Rate among the top 10 percent nationally, posting a perfect 1000 in four of the last five years.




2017 Graduates



2016 Graduates



2009 Graduate Sean May



1999 Graduates Jerry Stackhouse and Antawn Jamison




## TYLER ZELLER

- 2012 Academic All-America of the Year
- Two-time first-team Academic All-America
- 2011 and 2012 Skip Prosser Award
- 2012 ACC Honorary Postgraduate Scholarship winner



2007 Graduates

# UNIVERSITY OF NORTH CAROLINA



**1<sup>st</sup>**

public university  
in the nation and the only  
one to award degrees  
in the 18th century


**1<sup>st</sup>**

among the 100 best U.S. public  
colleges and universities that offer  
students high-quality academics  
at an affordable price  
(Kiplinger's Personal Finance magazine,  
18th year)

**"If a moviemaker needs an idyllic setting  
for a film about college life,  
Chapel Hill just might take the prize."  
— Newsweek magazine**



# FIRST AND FINEST



**3<sup>rd</sup>**

best public university  
in 2020 Wall Street  
Journal/Times Higher  
Education College Rankings

**5<sup>th</sup>**

among research universities  
for federal funding devoted to  
research and development  
in all fields

**9<sup>th</sup>**

on Reuters' ranking of the  
World's Most Innovative  
Universities (2018)

**13:1**  
Student-Faculty Ratio

**88**  
Percent of classes have  
fewer than 50 students

**74**  
bachelor's

**104**  
master's

**65**  
doctorate

**7**  
professional  
degree programs





# YOU PROVIDE THE OPPORTUNITY FOR CHAMPIONSHIP MOMENTS.



**THE RAMS CLUB**

**FOR MORE INFORMATION ON THE RAMS CLUB AND HOW YOU CAN IMPACT THE LIVES OF CAROLINA STUDENT-ATHLETES, VISIT RAMSCLUB.COM.**

Through your gifts to scholarships, facilities, team support and unrestricted annual giving, you provide Carolina student-athletes with life-changing experiences.

**TAKE A LOOK AT WHAT YOU HAVE HELPED ACCOMPLISH.**

**28**

**VARSITY SPORTS**

*(Fourth most among Power 5 institutions)*

**800**

**STUDENT-ATHLETES**

**450**

**STUDENT-ATHLETES RECEIVING  
SCHOLARSHIP ASSISTANCE**

**44 NCAA CHAMPIONSHIPS**

*(most in ACC history)*

**66**

**INDIVIDUAL OR RELAY  
NATIONAL CHAMPIONSHIPS**

**279**

**ACC CHAMPIONSHIPS**  
*(most in ACC history)*

**15 TEAMS**

**WITH A PERFECT 1,000  
APR SCORE**

**21**

**TOP 10 FINISHES IN THE  
LEARFIELD DIRECTORS CUP**  
*(out of 25 years)*

**113**

**TAR HEELS HAVE COMPETED  
IN THE OLYMPIC GAMES**

**405**

**TAR HEELS HONORED IN 2018-19  
ACC ACADEMIC HONOR ROLL**

**YOUR GIFTS IMPACT STUDENT-ATHLETES  
FOR THE REST OF THEIR LIVES.**



**THE RAMS CLUB**

# CAROLINA FAMILY

“Those are the best memories I’ll have, the teams I’ve played with and the teammates I’ve played alongside. I can call those guys family and brothers. Here at Carolina, I played here for four years and this is a second home to me.”

— Danny Green  
2014 & 2019 NBA Champion



“Once you are here and put on that North Carolina uniform, we are all family. We take care of family. We’re always there for family. When I left here, the coaches still called to check on my parents and my little brother. Those are examples you see in very important times in your lives.”

— Antawn Jamison  
NBA All-Star and  
UNC National Player of the Year



“What’s unique is the unity and the bond established in the short time you are at the University. It’s a family atmosphere. You find yourself taking care of family members. It’s hard for people outside of that to understand, but as long as people within understand it’s something we cherish, no matter what happens to us or where we go. You will always cherish that relationship from the University of North Carolina.”

— Michael Jordan





CAROLINA BASKETBALL FAMILY WEEKEND

CAROLINA BASKETBALL FAMILY WEEKEND

# ONCE A TAR HEEL, ALWAYS A TAR HEEL

Over 300 Tar Heel lettermen returned to Chapel Hill in August 2018 for the Carolina Basketball Family Reunion.



"The Carolina fraternity exists ... I see it throughout my 30 years of basketball. I have guys who come up to me who played against us and never played for Carolina and ask, 'What's it like to be part of Carolina?' because it is something special."  
— Kenny Smith



"That's just what North Carolina is. It is a family. It is a brotherhood. We all keep in touch with each other through the generations. From (Jerry) Stackhouse and that group down to now some of the newer, young guys. We are in this together. We stick together."

— Vince Carter



**THE CAROLINA WAY**



**PLAY**

**HARD  
SMART  
TOGETHER**



**"When we were here, we were young and we had no idea what the world was about and how much you learn at Carolina. But it paved the way for me to accomplish what I've accomplished, both as a person and as a basketball player. It's all because of this university and that Carolina brotherhood."  
— Antawn Jamison, National Player of the Year and NBA All-Star**

# WHY CAROLINA

**7 national championships**

**20 NCAA Final Fours**

**13 National Players of the Year**

**39 first-team All-Americans**

**18 ACC Tournament titles**

**32 ACC regular-season crowns**

**15 ACC Players of the Year**

**11 Naismith Hall of Famers**

**49 NBA championship rings**

**52 NBA first-round draft picks**

**No. 3 all-time in NCAA wins**



**“A PROGRAM WHOSE NAME IS ARGUABLY MORE SYNONYMOUS WITH COLLEGE BASKETBALL THAN THAT OF ANY OTHER UNIVERSITY.”**

— ESPN, 2019

# TAR HEEL TRADITION

“I didn’t know it at the time, but when I chose to attend Carolina as a high school kid it was the best decision I’ve ever made in my life. I loved playing basketball, yes. But it has opened doors for me every day of my life — from the day I graduated until today — that I never could have imagined would be opened.”

— Dick Grubar (UNC '69)



“Simply put, North Carolina has everything you want in a basketball program: tradition, historical success, current success, an enormous and passionate fan base, quality facilities, complete national recruiting reach and a Hall of Fame coach who already has won a national title at the school.”

— ESPN.com



**KEVIN GUSKIEWICZ  
INTERIM CHANCELLOR**

Kevin M. Guskiewicz – a neuroscientist, academic leader and world-renowned concussion researcher at Carolina – became interim chancellor on February 6, 2019. Upon his appointment, Guskiewicz said he was committed to being strategic, bold and student focused and that Carolina – which he describes as passionately public – is a place where anything is possible.

As leader of North Carolina’s flagship public university, Guskiewicz and his leadership team are creating programs and curriculum that ensure Carolina graduates are prepared for the careers of the future, including some in fields that don’t exist today. He has initiated a campus-wide series of meetings with students, faculty and staff to answer questions and listen to concerns, and launched a plan for a Tar Heel Bus Tour across North Carolina for faculty and administrators to highlight the University’s public service mission.

A proud Carolina parent, Guskiewicz is dedicated to bringing together faculty and researchers across disciplines to address the grand challenges of our time. His “synergy unleashed” approach combines learnings from the arts, humanities and sciences and demonstrates the University’s culture of collaboration that “exists at Carolina like no other institution.”

Prior to his appointment as interim chancellor, Guskiewicz had served as dean of the College of Arts & Sciences – Carolina’s largest academic institution – since January 2016. A Kenan Distinguished Professor of Exercise and Sport Science, he has been a member of Carolina’s faculty since 1995. A nationally recognized expert on sport-related concussions, he is the founding director of the Matthew Gfeller Sport-Related Traumatic Brain Injury Research Center. He maintains an active research portfolio and is P.I. or co-P.I. on three active research grants totaling over \$20 million. His groundbreaking work has garnered numerous awards and has influenced concussion guidelines in the NCAA and the NFL.

In 2011, Guskiewicz received the prestigious MacArthur Fellowship (often called a “genius grant”) for his innovative work on the diagnosis, treatment and prevention of sport-related concussions.

At the College, Guskiewicz made interdisciplinary teaching and research a cornerstone of his tenure. He championed the use of high-structure active learning techniques. He significantly increased study abroad, academic internships and other experiential learning opportunities for Carolina students and oversaw work on a major revamp of the General Education curriculum that was approved and passed by the Faculty Council in April 2019.

In May 2017, Guskiewicz secured the largest gift in the College’s history, which doubled the size of its highly innovative entrepreneurship program.

Guskiewicz earned a B.S. in athletic training from West Chester University, M.S. in exercise physiology/athletic training from the University of Pittsburgh and Ph.D. in sports medicine from the University of Virginia.



**BUBBA CUNNINGHAM  
ATHLETIC DIRECTOR**

Since Lawrence R. (Bubba) Cunningham officially began his duties as Carolina’s director of athletics on November 14, 2011, UNC has graduated more than 850 student-athletes while consistently competing for championships in an array of different sports – exciting, motivating and influencing along the way. Under Cunningham’s leadership, the athletic department has accomplished numerous academic and athletic achievements:

- The Tar Heels have won 11 national titles and made an additional 12 runner-up finishes.
- The number of student-athletes who have made the ACC Academic Honor Roll -- which requires a cumulative GPA of 3.0 or better for the year – has increased steadily, and more than 390 earned the honor in 2018-19.
- Carolina’s APR has steadily risen, and nine UNC teams earned NCAA Recognition Awards in 2019.
- The Tar Heels finished in the top eight of the NACDA Learfield Directors’ Cup five times.
- And student-athletes have logged more than 35,000 hours of community service, helping at hospitals and local schools, and partnering with a variety of local and national groups.

At the beginning of 2018, the department launched “Together We Win,” an updated strategic plan for Carolina Athletics for the next five years, a vision that includes a transformative array of athletics facilities projects.

Cunningham is in his 17th year as a Division I director of athletics. He came to Chapel Hill after spending the previous six years as the director of athletics at the University of Tulsa. He also served as Ball State University’s Athletic Director from 2002-05.

Cunningham, who earned his bachelor’s and master’s degrees in business administration from Notre Dame in 1984 and 1988, respectively, worked in his alma mater’s athletics department from 1988-2002. A former member of the Irish golf team (1982-83), Cunningham served as Notre Dame’s Associate Athletics Director for finance and facilities from 1995-2000 and was the Associate Director of Athletics for external affairs from 2000-02.

Born in Flint, Mich., and raised in Naples, Fla., Cunningham and his wife, Tina, have four grown children: Matthew, Michael, John and Sarah, and daughter-in-law, Emily.




Jeffrey Camarati

<b>CAROLINA ATHLETICS ADMINISTRATION</b>	
Chancellor (Interim)	Kevin Guskiewicz
Faculty Athletics Representative	Lissa Broome
Director of Athletics	Bubba Cunningham
Exec. Assoc. AD	Larry Gallo
Sr. Assoc. AD/Human Resources/CFO	Martina Ballen
Sr. Assoc. AD/Smith Center/Event Management	Clint Gwaltney
Sr. Assoc. AD/Health/Well-Being/Outreach	Dwight Hollier
Sr. Assoc. AD	Vince Ilie
Sr. Assoc. AD/Communications/Media Rel.	Steve Kirschner
Sr. Assoc. AD/Capital Projects & Facilities	Rick Steinbacher
Assoc. AD/Event Management	John Brunner
Assoc. AD/Strategic Communications	Robbi Pickeral Evans
Assoc. AD/Football	Corey Holliday
Assoc. AD/Student-Athlete Development	Cricknet Lane
Assoc. AD/Risk Management	Paul Pogge
Assoc. AD/NCAA Compliance/SWA	Marielle vanGelder
Senior Asst. AD/Ticket Operations	Gerry Lajoie
Asst. AD/Marketing & Promotions	Michael Beale
Asst. AD/Emerging Media & GoHeels Productions	Ken Cleary
Asst. AD/Business & Finance	Mike Perkins
Asst. AD/NCAA Compliance	Nate Wood
Director of Academic Support	Dr. Michelle Brown
Director of Sports Medicine	Dr. Mario Ciocca
Exec. Director of Rams Club	John Montgomery

# IN THE COMMUNITY



School Visits



Holiday Shopping



Habitat For Humanity




Pen Pal Program

Special Olympics Clinic



# NATIONAL SPOTLIGHT



At least 25 of Carolina's 31 regular season games in 2019-20 will be broadcast nationally on an ESPN channel, CBS or Fox.

Carolina's two regular-season games vs. Duke in 2019 were ESPN's most-watched college basketball games of the 2018-19 season, continuing an annual tradition.

The UNC-Duke ACC Tournament game was the highest-rated Championship Week game on ESPN.





# ALL EYES ON CAROLINA

No college basketball program receives more of the national spotlight than Carolina.

North Carolina has made 23 appearances at an ESPN College Gameday site, most of any school in the nation. Gameday originated from Tar Heel games 11 times in the last four seasons.

# 2017 NATIONAL CHAMPIONS

# Sports Illustrated



PRESENTS

Finish the Job, My Brothers  
**BY MARCUS PAIGE**

**THE HEROES**

Jackson | Maye | Berry ▶

Best Shots in UNC History

Roar



ILLUSTRATED



NBA TV's Rick Fox  
with fellow Tar Heel  
John Henson.

# TAR HEELS IN BROADCASTING



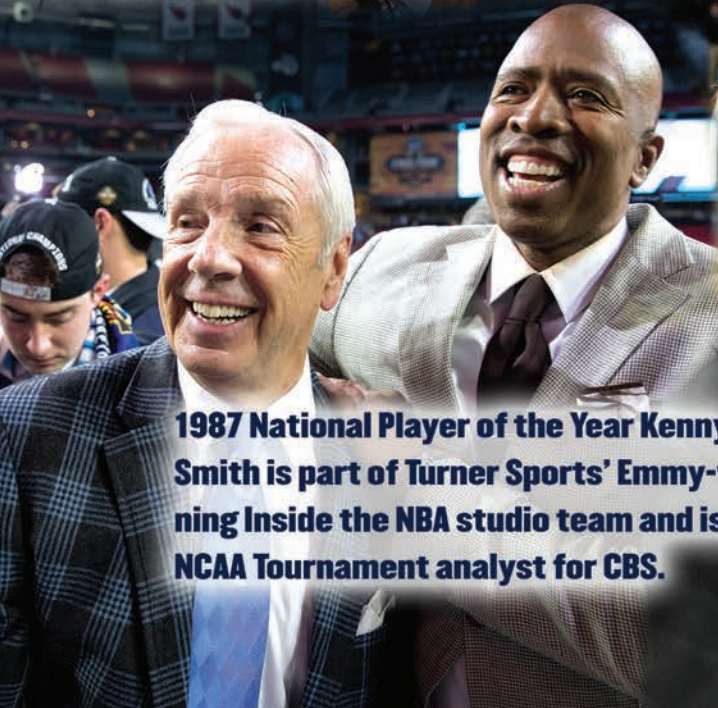
Vince Carter is still active as an NBA player but  
began his broadcasting career with Fox in 2018.



Jason Capel worked for ESPN and the ACC Network before  
returning to coaching in 2018.



Brendan Haywood (left) is a CBS analyst and  
Hubert Davis (right) was a member of ESPN's  
College Gameday crew before joining the UNC  
coaching staff.



1987 National Player of the Year Kenny  
Smith is part of Turner Sports' Emmy-win-  
ning Inside the NBA studio team and is an  
NCAA Tournament analyst for CBS.



Brad Daugherty, the No. 1 overall  
pick in the 1986 NBA draft, is an  
analyst for ESPN after previously  
appearing on the network's  
NASCAR coverage.

# A SPARKLING HOME FOR THE TAR HEELS



The Carolina Basketball locker room complex was renovated completely in 2016. Highlights of the upgrades included:

- Top-of-the-line players' locker room
- Video theater for film study
- Hydrotherapy room
- Team lounge and dining area
- Coaches' locker room
- Training room
- Gameday entryway for the team to the court

Inside the Tar Heel locker room

Locker room entry



# THE RENOVATED SMITH CENTER



Wall of Jordan Brand shoes



F  
A  
M  
I  
L  
Y

"CAROLINA BASKETBALL  
IS PLAYING FOR THE NAME ON THE FRONT OF THE JERSEY  
AND BEING PART OF A FAMILY,  
A BROTHERHOOD THAT IS BIGGER THAN EACH OF US, BUT TOGETHER FORMS  
A RELATIONSHIP THAT WILL LAST FOREVER."

— COACH ROY WILLIAMS

# THE SMITH CENTER



ROTC. LET US RISE FOR THE  
NG OF OUR

20:00 ▶ 0

ESPN



**GAMEDAY EXCITEMENT**

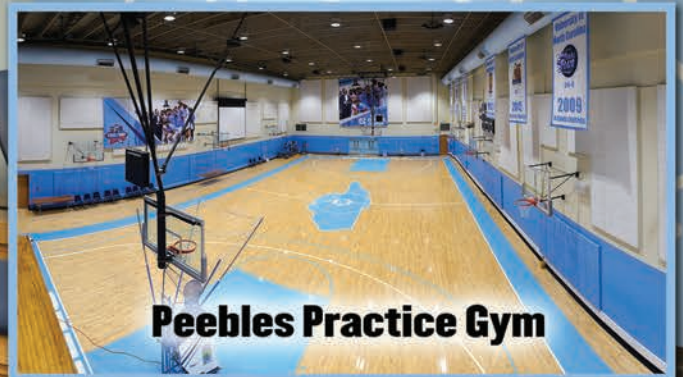
# TOP-NOTCH TRAINING

**Weight Room**

The Tar Heels receive top-notch training and instruction from strength & conditioning coordinator Jonas Sahratian, one of the nation's best strength coaches.



**Training room**



**Peebles Practice Gym**



# CAROLINA

## Hydrotherapy Room



**“He’s been like a father to a lot of us. I feel like no one in the world has my best interest like he has my best interest,” former Tar Heel and NBA vet Marvin Williams says of Sahratian.**

**OGUE**



# CAROLINA BASKETBALL TIMELINE



Jeffrey Comarati

The 2019-20 season is the 35th in which the Tar Heels will play in the Dean E. Smith Center. UNC has played nearly 500 games in the Smith Center in front of a combined audience of nearly 10 million fans. Carolina enters the 2019-20 season 419-73 in the Smith Center, a winning mark of 85.2 percent.

The Tar Heels have been in the top five in the national attendance leaders in 31 of the last 32 seasons.

The first game in the Smith Center featured No. 1 Carolina defeating No. 3 Duke, 95-92, in a battle of unbeaten teams on Jan. 18, 1986. The first Tar Heel basket was scored by Carolina center Warren Martin off a pass from Kenny Smith.

## RENOVATIONS

The Smith Center has undergone a number of improvements to keep it on the cutting edge of basketball arenas, including naming the court after Roy Williams and upgrading the video boards in 2018. UNC completed full renovations of the lockerrooms, training room and the addition of a team video room and dining room prior to the 2016-17 season.

The building added a new ribbon board surrounding the court for the 2012-13 season. The men's basketball offices were completely renovated and expanded in 2010.

The arena's lights and sound system were replaced and the training, weight and equipment rooms were expanded and renovated for 2009-10. A hydrotherapy room was added for the 2008-09 season.

In 2008, the Carolina Basketball Museum opened in the new Williamson Athletics Center, adjacent to the Koury Natatorium. The museum underwent

a \$1.5 million renovation in 2017.

In 2006-07, the seats in the lower level and upper level ring were replaced. The playing floor was completely refinished and refurbished for the 2007-08 campaign.

Four high-resolution video boards were installed for the 2005-06 season. At the same time, two 50-foot ribbon boards were added to the fascia around the upper level and a 40-foot

Year	Overall Record	ACC Record
1985-86	6-1	5-1
1986-87	13-0	7-0
1987-88	9-2	6-1
1988-89	12-2	6-1
1989-90	11-2	5-2
1990-91	11-2	5-2
1991-92	13-2	6-2
1992-93	12-0	8-0
1993-94	14-1	7-1
1994-95	12-1	7-1
1995-96	9-3	5-3
1996-97	11-1	7-1
1997-98	12-1	7-1
1998-99	12-2	6-2
1999-00	7-5	5-3
2000-01	12-2	7-1
2001-02	6-9	3-5
2002-03	13-5	5-3
2003-04	12-2	6-2
2004-05	15-0	8-0
2005-06	13-4	5-3
2006-07	16-1	7-1
2007-08	14-2	6-2
2008-09	14-1	7-1
2009-10	13-5	3-5
2010-11	15-0	8-0
2011-12	17-1	7-1
2012-13	14-2	7-2
2013-14	15-3	8-1
2014-15	10-5	5-4
2015-16	15-1	8-1
2016-17	16-0	9-0
2017-18	12-3	7-2
2018-19	14-2	7-2
<b>Totals</b>	<b>419-73</b>	<b>214-57</b>
	<b>(.852)</b>	<b>(.790)</b>

✓Record versus non-conference opponents is 205-16 (.928)  
 ✓All-time Smith Center attendance is 9,758,837

video board was added to the front of the scorer's table.

In 2000-01, a standing-room-only section reserved for students opened on the baseline closest to the Carolina bench. The Rams Club funded a \$150,000 renovation that allowed approximately 400 students to move court-side.

In May 1980, the Department of Athletics, in conjunction with the Educational Foundation, embarked on a mission to raise millions of dollars from private donations to construct an arena. The real inspiration for the fund-raising effort came from the campaign chairman, the late Hargrove "Skipper" Bowles.

Six years, 2,362 donors and over \$34 million later, the premiere basketball arena in America became a reality. Dedicated in September 1986 as the Dean Edwards Smith Center, the 300,000-square-foot structure stands on seven and one-half acres of the University's south campus. Over 20,000 cubic yards of rock were removed to make room for the 340-foot-wide, 380-foot-long and 140-foot-high building.



Jeffrey Comarati



Jeffrey Comarati

## CAROLINA BASKETBALL TIMELINE

**Note:** The “vs.” designation means the record was established by UNC; the “by” designation means the record was established by an opposing team or a team competing in an NCAA Tournament game at the Dean E. Smith Center.

**MOST POINTS**

129 vs. VMI, Dec. 17, 1994

**MOST POINTS IN A HALF**

77 vs. VMI, Dec. 17, 1994 (1st half)

**FEWEST POINTS IN A HALF**

12 by East Tennessee State, Dec. 8, 2012 (1st half)

**FEWEST POINTS IN A HALF BY UNC**

18 vs. Wake Forest, Jan. 27, 1996 (1st half)

18 vs. NC State, Feb. 24, 2015 (1st half)

**FEWEST COMBINED POINTS IN A HALF**

39 – Jan. 26, 1997 vs. Clemson (UNC 23, Clemson 16, first half)

**LARGEST HALFTIME LEAD**

47 vs. Florida Atlantic, Dec. 19, 2006 (65-18)

**LARGEST MARGIN OF VICTORY BY UNC**

68 vs. The Citadel, Feb. 18, 1991 (118-50)

68 vs. UNC Asheville, Nov. 30, 2008 (116-48)

**MOST POINTS IN A LOSS BY UNC**

114 vs. Wake Forest, Dec. 20, 2003 (114-119) (3OT)

**LARGEST MARGIN OF DEFEAT FOR UNC**

29 vs. Duke, Jan. 31, 2002 (58-87)

**MOST OPPONENT POINTS**

119 by Wake Forest, Dec. 20, 2003 (3OT)

**FEWEST POINTS BY UNC**

46 vs. NC State, Feb. 24, 2015

**FEWEST OPPONENT POINTS**

39 by Clemson, Feb. 16, 1995

**MOST POINTS, BOTH TEAMS**

233 vs. Wake Forest, Dec. 20, 2003 (114-119) (3OT)

**FEWEST POINTS, BOTH TEAMS**

92 vs. Princeton, Dec. 13, 1997 (50-42)

**MOST FIELD GOALS**

53 vs. VMI, Dec. 17, 1994

**MOST FIELD GOAL ATTEMPTS**

91 by VMI, Dec. 17, 1994

**HIGHEST FIELD GOAL PERCENTAGE**

.754 vs. Old Dominion, Dec. 1, 1992

**HIGHEST FIELD GOAL PCT. IN A HALF**

.857 vs. Old Dominion, Dec. 1, 1992 (24 of 28, 2nd half)

**MOST FREE THROWS MADE**

41 vs. Clemson, Jan. 28, 1998

**MOST FREE THROW ATTEMPTS**

59 vs. Clemson, Jan. 28, 1998

**MOST THREE-POINT FIELD GOAL ATTEMPTS**

42 by Clemson, Jan. 15, 1994

**MOST THREE-POINT FIELD GOALS MADE**

17 by Duke, March 2, 1997

**HIGHEST THREE-POINT FIELD GOAL PERCENTAGE (min. 10 made)**

.733 vs. Wake Forest, Feb. 22, 2014 (11 for 15)

**MOST BLOCKED SHOTS**

15 vs. Northern Kentucky, Dec. 27, 2013

**MOST REBOUNDS**

72 vs. Nicholls, Dec. 19, 2011

**MOST ASSISTS**

37 vs. VMI, Dec. 17, 1994

**MOST PERSONAL FOULS**

41 by Clemson, Jan. 28, 1998

**TEAM RECORDS: SEASON****HIGHEST SCORING AVERAGE**

95.2 in 1986–87 (1,238 in 13 games)

**HIGHEST AVERAGE VICTORY MARGIN**

26.6 in 2006-07

**HIGHEST SCORING AVERAGE ALLOWED**

83.2 in 1989–90 (1,082 in 13 games)

**HIGHEST FIELD GOAL PERCENTAGE**

.577 in 1985-86 (237 of 411)

**HIGHEST THREE-POINT FIELD GOAL PERCENTAGE**

.451 in 1986-87 (79 of 175)

**HIGHEST FREE THROW PERCENTAGE**

.774 in 2018-19 (291 of 376)

**INDIVIDUAL RECORDS****MOST POINTS (GAME)**

40 Tyler Hansbrough vs. Ga. Tech, Feb. 15, 2006

**MOST POINTS (CAREER)**

1,321 Tyler Hansbrough (2005-09) (21.3 per game in 62 games)

**MOST POINTS (SEASON)**

385 Tyler Hansbrough (2007-08)

**HIGHEST SCORING AVERAGE (SEASON)**

24.1 Tyler Hansbrough (2007-08) (385 in 16 games)

**MOST GAMES SCORING IN DOUBLE FIGURES**

18 James Michael McAdoo, 2013-14

**CONSECUTIVE GAMES SCORING IN DOUBLE FIGURES**

42 Tyler Hansbrough, 2005-09

**MOST FG MADE (GAME)**

16 Antawn Jamison vs. Maryland, Feb. 14, 1998

16 Derrick Chievous (Missouri) vs. Rhode Island, March 17, 1988

**MOST FG MADE (SEASON)**

128 Rashad McCants (2002-03)

**HIGHEST FG PERCENTAGE (GAME)**

1,000 Scott Williams vs. Virginia, Jan. 13, 1990 (12 of 12)

**MOST THREE-POINT FG MADE (GAME)**

9 on three occasions, most recently by Grayson Flittner (Gardner-Webb), Nov. 23, 2009

**MOST THREE-POINT FG MADE (SEASON)**

49 Rashad McCants (2002-03)

**MOST THREE-POINT FG ATTEMPTS (GAME)**

18 Dennis Scott (Georgia Tech) vs. UNC, Jan. 28, 1989



Freshman Tyler Hansbrough scored a Smith Center-record 40 points against Georgia Tech in 2006.

**HIGHEST THREE-POINT FG PERCENTAGE (Game, min. 5 made)**

1.000 Joel Berry II vs. Duke, March 4, 2017 (5 of 5)

1.000 by four opponents, most recently by John Mooney (Notre Dame) vs. UNC, Feb. 12, 2018 (6 of 6)

**MOST FT MADE (GAME)**

20 Tyler Zeller vs. Maryland, Feb. 29, 2011

**MOST FT ATTEMPTS (GAME)**

23 Tyler Zeller vs. Maryland, Feb. 29, 2011

**BEST FT PERCENTAGE (GAME, MIN. 10 MADE)**

1.000 13 times, most recently by Coby White vs. Syracuse, Feb. 26, 2019 (10 of 10)

**BEST FT PERCENTAGE (SEASON, MIN. 25 MADE)**

.906 Marcus Paige, 2013-14 (77 of 85)

.906 Kenny Williams, 2018-19 (29 of 32)

**MOST REBOUNDS (GAME)**

24 Sean May vs. Duke, Mar. 6, 2005

**MOST ASSISTS (GAME)**

18 Raymond Felton vs. George Mason, Dec. 7, 2003

**MOST STEALS (GAME)**

9 Johnny Rhodes (Maryland) vs. UNC, Feb. 6, 1996

8 Derrick Phelps vs. Central Florida, Dec. 7, 1991

8 Tyler Hansbrough vs. UNC Asheville, Dec. 28, 2005

**MOST BLOCKED SHOTS (GAME)**

10 Brendan Haywood vs. Miami (Fla.), Dec. 4, 2000



★  
★  
★  
★  
*late night*  
WITH **ROY**

**Before the Tar Heels open each season, they take to the court for an evening of fun at a packed Smith Center. The light-hearted event includes dances and other amusements and is a highlight of each season.**



NATIONAL CHAMPIONSHIPS

CAROLINA BASKETBALL



MUSEUM

1924

1957

2005

1982

1993

Opened in 2008, the Carolina Basketball Museum features artifacts, videos, photos and statistical and historical panels that highlight the history of the Carolina program. The museum experience begins with a theater presentation and includes video tributes to Dean Smith, Roy Williams, Phil Ford, Tyler Hansbrough, Michael Jordan and more.

The museum includes interactive presentations highlighting Carolina's seven national championships, 20 Final Four appearances, 18 ACC Tournament championships and many of the greatest games and most exciting finishes in Tar Heel history.

The museum is open on game days and is a must-see attraction for Tar Heel fans.

Nearly 500,000 patrons have visited the museum.

CH M

WMS

TAR HEELS IN THE NBA

FIRST ROUND AND DRAFT PICKS

YEAR	PLAYER	TEAM
1957	ROY WILLIAMS	INDIANA PACERS
1958	ROY WILLIAMS	INDIANA PACERS
1959	ROY WILLIAMS	INDIANA PACERS
1960	ROY WILLIAMS	INDIANA PACERS
1961	ROY WILLIAMS	INDIANA PACERS
1962	ROY WILLIAMS	INDIANA PACERS
1963	ROY WILLIAMS	INDIANA PACERS
1964	ROY WILLIAMS	INDIANA PACERS
1965	ROY WILLIAMS	INDIANA PACERS
1966	ROY WILLIAMS	INDIANA PACERS
1967	ROY WILLIAMS	INDIANA PACERS
1968	ROY WILLIAMS	INDIANA PACERS
1969	ROY WILLIAMS	INDIANA PACERS
1970	ROY WILLIAMS	INDIANA PACERS
1971	ROY WILLIAMS	INDIANA PACERS
1972	ROY WILLIAMS	INDIANA PACERS
1973	ROY WILLIAMS	INDIANA PACERS
1974	ROY WILLIAMS	INDIANA PACERS
1975	ROY WILLIAMS	INDIANA PACERS
1976	ROY WILLIAMS	INDIANA PACERS
1977	ROY WILLIAMS	INDIANA PACERS
1978	ROY WILLIAMS	INDIANA PACERS
1979	ROY WILLIAMS	INDIANA PACERS
1980	ROY WILLIAMS	INDIANA PACERS
1981	ROY WILLIAMS	INDIANA PACERS
1982	ROY WILLIAMS	INDIANA PACERS
1983	ROY WILLIAMS	INDIANA PACERS
1984	ROY WILLIAMS	INDIANA PACERS
1985	ROY WILLIAMS	INDIANA PACERS
1986	ROY WILLIAMS	INDIANA PACERS
1987	ROY WILLIAMS	INDIANA PACERS
1988	ROY WILLIAMS	INDIANA PACERS
1989	ROY WILLIAMS	INDIANA PACERS
1990	ROY WILLIAMS	INDIANA PACERS
1991	ROY WILLIAMS	INDIANA PACERS
1992	ROY WILLIAMS	INDIANA PACERS
1993	ROY WILLIAMS	INDIANA PACERS
1994	ROY WILLIAMS	INDIANA PACERS
1995	ROY WILLIAMS	INDIANA PACERS
1996	ROY WILLIAMS	INDIANA PACERS
1997	ROY WILLIAMS	INDIANA PACERS
1998	ROY WILLIAMS	INDIANA PACERS
1999	ROY WILLIAMS	INDIANA PACERS
2000	ROY WILLIAMS	INDIANA PACERS
2001	ROY WILLIAMS	INDIANA PACERS
2002	ROY WILLIAMS	INDIANA PACERS
2003	ROY WILLIAMS	INDIANA PACERS
2004	ROY WILLIAMS	INDIANA PACERS
2005	ROY WILLIAMS	INDIANA PACERS
2006	ROY WILLIAMS	INDIANA PACERS
2007	ROY WILLIAMS	INDIANA PACERS
2008	ROY WILLIAMS	INDIANA PACERS
2009	ROY WILLIAMS	INDIANA PACERS
2010	ROY WILLIAMS	INDIANA PACERS
2011	ROY WILLIAMS	INDIANA PACERS
2012	ROY WILLIAMS	INDIANA PACERS
2013	ROY WILLIAMS	INDIANA PACERS
2014	ROY WILLIAMS	INDIANA PACERS
2015	ROY WILLIAMS	INDIANA PACERS
2016	ROY WILLIAMS	INDIANA PACERS
2017	ROY WILLIAMS	INDIANA PACERS
2018	ROY WILLIAMS	INDIANA PACERS
2019	ROY WILLIAMS	INDIANA PACERS
2020	ROY WILLIAMS	INDIANA PACERS
2021	ROY WILLIAMS	INDIANA PACERS
2022	ROY WILLIAMS	INDIANA PACERS
2023	ROY WILLIAMS	INDIANA PACERS
2024	ROY WILLIAMS	INDIANA PACERS

DEAN SMITH

DEAN SMITH ACCOMPLISHMENTS

DEAN SMITH

Check off your favorite Dean Smith accomplishments.

1950-1957

1957-1961

1961-1965

1965-1969

1969-1973

1973-1977

1977-1981

1981-1985

1985-1989

1989-1993

1993-1997

1997-2001

2001-2005

2005-2009

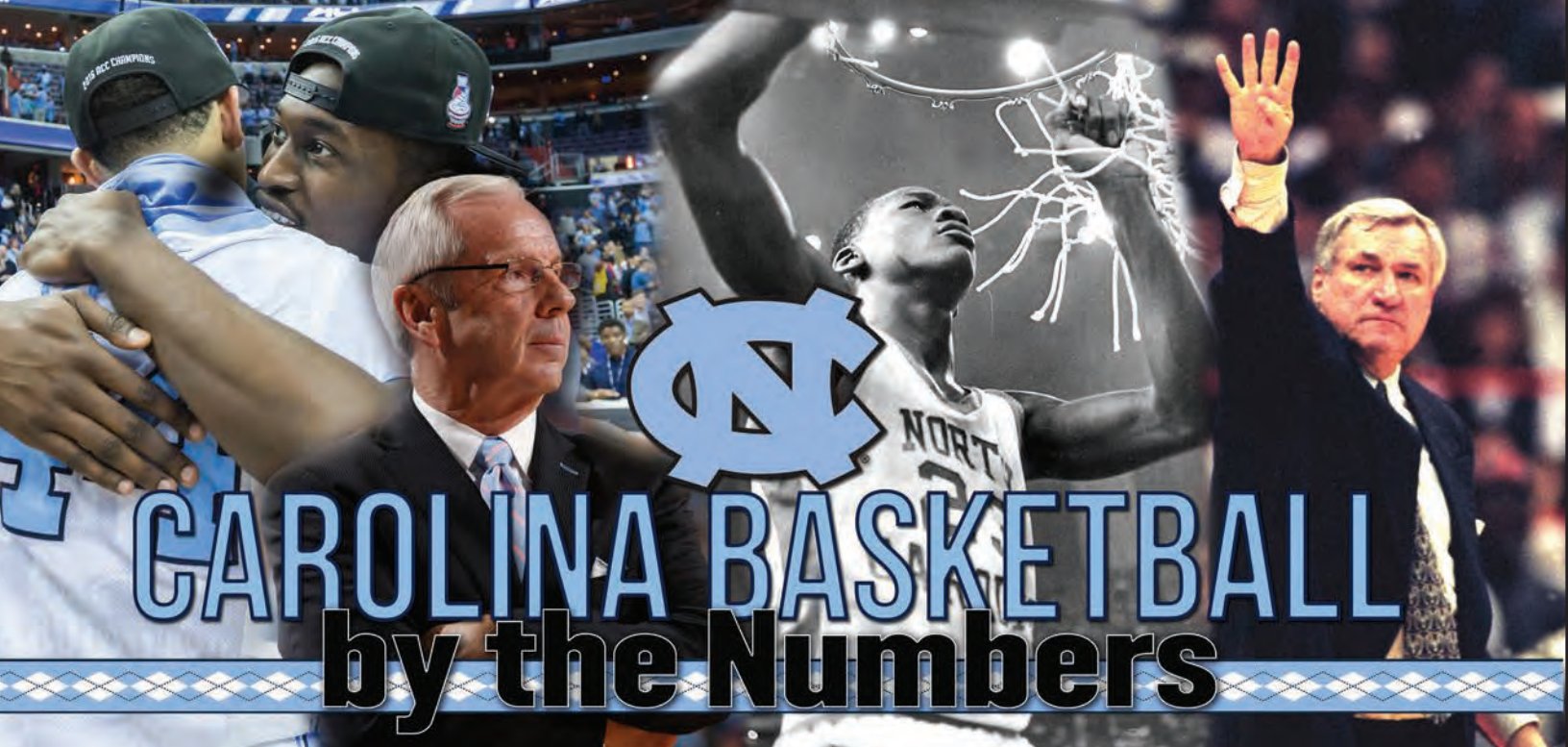
2009-2013

2013-2017

2017-2021

2021-2025





# CAROLINA BASKETBALL

## by the Numbers

**1**

### Rank, Most Players to Play in NCAA Final Four

In North Carolina's 20 Final Four appearances, 171 Tar Heel players have played in at least one Final Four game, more than any school in the nation.

**3**

### Of NBA's 50 Greatest Players

In the late 1990s, the NBA selected its All-Time 50 Greatest Players. Former Tar Heels **Billy Cunningham**, **Michael Jordan** and **James Worthy** were named to the team. Carolina, Houston and LSU were the only schools to have three players listed.

**5**

### Final Four MOPs

**Joel Berry II** had 22 points, four three-pointers and six assists to lead UNC past Gonzaga and earn Most Outstanding Player honors at the 2017 Final Four. He is the fifth Tar Heel to win the award, joining **James Worthy** in 1982 (28 points vs. Georgetown), **Donald Williams** in 1993 (25 points in the semifinals vs. Kansas and 25 points vs. Michigan in the championship), **Sean May** in 2005 (26 points and 10 rebounds vs. Illinois in championship) and **Wayne Ellington** in 2009 (19 points, 17 in the decisive opening half vs. Michigan State).

**7**

### National Championships

Carolina has won seven national championships, including six NCAA Tournament titles and the 1924 Helms Foundation national championship.

The Tar Heels won the NCAA Tournament in 1957, 1982, 1993, 2005, 2009 and 2017.

**7-0**

### In No. 1 vs. No. 2 Games

Carolina has played in seven games involving the top two ranked teams in the country in the Associated Press poll and the Tar Heels are 7-0 in those games (4-0 as No. 1 and 3-0 as No. 2).

A list of those games:

**March 23, 1957** – No. 1 UNC 54, No. 2 Kansas 53

**Dec. 26, 1981** – No. 1 UNC 82, No. 2 Kentucky 69

**Jan. 9, 1982** – No. 1 UNC 65, No. 2 Virginia 60

**Feb. 4, 1986** – No. 1 UNC 78, No. 2 Ga. Tech 77

**Feb. 3, 1994** – No. 2 UNC 89, No. 1 Duke 78

**Feb. 5, 1998** – No. 2 UNC 97, No. 1 Duke 73

**Apr. 4, 2005** – No. 2 UNC 75, No. 1 Illinois 70

**9**

### ACC Rookies of the Year

Nine Carolina players have been named ACC Rookie of the Year, including **Sam Perkins** (1981), **Michael Jordan** (1982), **J.R. Reid** (1987), **Ed Cota** (1997), **Joseph Forte** (2000), **Marvin Williams** (2005), **Tyler Hansbrough** (2006), **Brandon Wright** (2007) and **Harrison Barnes** (2011).

**10**

### First-Team Academic All-Americans

Tar Heel players have earned first-team Academic All-America honors 10 times, most recently by **Marcus Paige** in 2016 and **Tyler Zeller** in 2011 and 2012. Zeller also earned Academic All-America of the Year honors in '12. The list includes **Billy Cunningham**, **Charles Scott**, **Dennis Wuycik**, **Tommy LaGarde**, **Eric Montross**, Zeller and Paige, all of whose jerseys hang in the Smith Center rafters for their efforts on the court.

**11**

### Naismith Hall of Famers

Eleven Tar Heel coaches and players are members of the Naismith Basketball Hall of Fame, including 2019 inductee **Bobby Jones**, 2018 inductee **Charlie**

**Scott**, **Michael Jordan** and Carolina head coach **Roy Williams**, inducted in 2007.

**Larry Brown**, **Ben Carnevale** (coach), **Billy Cunningham** (player/coach), **Jones**, **Jordan**, **Robert McAdoo**, **Frank McGuire** (coach), **Scott**, **Dean Smith** (coach), **Williams** (coach) and **James Worthy** are Carolina's Hall of Fame members.

**11**

### National Players of the Year

Eleven Tar Heels have won National Player of the Year honors 13 times, including consensus winners **Phil Ford** (1978), **Michael Jordan** (1984), **Antawn Jamison** (1998) and **Tyler Hansbrough** (2008). Other winners include **Jack Cobb** (1926), **George Glamack** (1940 and 1941), **Lennie Rosenbluth** (1957), **James Worthy** (1982), **Jordan** (1983), **Kenny Smith** (1987), **Jerry Stackhouse** (1995) and **Sean May** (2005).

**12**

### National Coaches of the Year

Carolina head coaches have won national coach of the year honors 12 times, including **Frank McGuire** (1957), **Dean Smith** (1977, 1979, 1982 and 1993), **Bill Guthridge** (1998), **Matt Doherty** (2001) and **Roy Williams** (2005, 2006, 2009, 2017 and 2019).

**12**

### ACC 50th Anniversary Team

The Tar Heels placed 12 players on the ACC 50th Anniversary Team, more than any other school. Carolina's honorees included **Lennie Rosenbluth**, **Billy Cunningham**, **Larry Miller**, **Charles Scott**, **Bobby Jones**, **Walter Davis**, **Phil Ford**, **James Worthy**, **Sam Perkins**, **Michael Jordan**, **Brad Daugherty** and **Antawn Jamison**.

**15**

### ACC Players of the Year

Fifteen Tar Heels have been named ACC Player of



**Tar Heel NCAA Final Four Most Outstanding Players Sean May, Joel Berry II, Wayne Ellington, Donald Williams & James Worthy were honored in Kenan Stadium in 2017.**

the Year 15 times, including **Larry Miller**, who won the award in 1967 and 1968. Other Tar Heel recipients include **Lennie Rosenbluth** (1957), **Pete Brennan** (1958), **Lee Shaffer** (1960), **Billy Cunningham** (1965), **Mitch Kupchak** (1976), **Phil Ford** (1978), **Michael Jordan** (1984), **Antawn Jamison** (1998), **Joseph Forte** (2001), **Tyler Hansbrough** (2008), **Ty Lawson** (2009), **Tyler Zeller** (2012) and **Justin Jackson** (2017).

## 17

### NCAA Tournament No. 1 Seeds

Carolina has been a number one seed in the NCAA Tournament 17 times, more than any school in NCAA history. UNC's 17 No. 1 seeds came in 1979, 1982, 1984, 1987, 1991, 1993, 1994, 1997, 1998, 2005, 2007, 2008, 2009, 2012, 2016, 2017 and 2019.

Carolina has won NCAA titles as a No. 1 seed in 1982, 1993, 2005, 2009 and 2017 and also reached the Final Four as a top seed in 1991, 1997, 1998, 2008 and 2016.

Carolina has been a No. 1 seed eight times in 15 NCAA appearances under **Roy Williams** (2005, 2007, 2008, 2009, 2012, 2016, 2017 and 2019) and 14 times in the last 28 seasons. Williams has earned 13 No. 1 seeds in 31 seasons as a head coach, second-most in NCAA history.

## 18

### ACC Championships

Carolina has won 18 Atlantic Coast Conference Tournament championships and played in the championship game a record 35 times.

**Dean Smith** won 13 Tournament titles, second-most in history. Smith's teams were 58-23 and played in the championship game 21 times. **Roy Williams** has won ACC Tournament titles in 2007, 2008 and 2016.

## 20

### ACC All-Freshman Players

**Coby White** was an ACC All-Freshman Team selection in 2018-19. He became the 20th Tar Heel named to the squad since its inception in 1992-93.

## 20

### Final Fours

Carolina has played in 20 Final Fours, more than any school in the nation. The Tar Heels played in the Final Four in 1946, 1957, 1967, 1968, 1969, 1972, 1977, 1981, 1982, 1991, 1993, 1995, 1997, 1998, 2000, 2005, 2008, 2009, 2016 and 2017. The Tar Heels won the NCAA title in 1957, 1982, 1993, 2005, 2009 and 2017.

Carolina is the only school to play in the Final Four in each of the last eight decades (1940s through 2010s).

**Rusty Clark** (1967-69), **Bill Bunting** (1967-69) and **Ed Cota** (1997-98, 2000) started in three different Final Fours. Carolina holds the NCAA record for most players who have played in a Final Four with 171.

## 20

### Seasons Ranked No. 1

Carolina has been ranked No. 1 in the nation in the Associated Press poll in 20 different seasons since the AP began its rankings in 1948-49. Those seasons are 1957, 1958, 1959, 1978, 1982, 1983, 1984, 1986, 1987, 1988, 1993, 1994, 1995, 1998, 2001, 2007, 2008, 2009, 2012 and 2016.

The Tar Heels have been No. 1 in 111 AP polls. Carolina is third nationally in weeks ranked No. 1 in the country.

Carolina has been ranked in the Top 10 in 681 polls. That is the second-highest figure in NCAA basketball history. Carolina has appeared in the AP poll 916 times, more than any other school in history.

Carolina leads the nation with 14 wins over the No. 1-ranked team in the AP poll, including most recently a victory at Duke in 2018-19.

## 32

### Regular Season ACC Titles

The Tar Heels went 16-2 in ACC play in 2018-19, winning their record 32nd regular-season Atlantic Coast Conference championship. UNC has won 21 regular-season championships outright, shared 11 others and won 18 ACC Tournament titles.



**Justin Jackson was a consensus first-team All-America during the NCAA championship season of 2017.**

## 39

### First-Team All-Americans

Thirty-nine Tar Heels have earned first-team All-America honors, most recently **Justin Jackson** in 2017. **Tyler Hansbrough** was the first player in ACC history to earn first-team All-America honors in each of his four seasons (2006-07-08-09).

**Jack Cobb** (1924-26), **Phil Ford** (1976-78), **Mike O'Koren** (1978-80) and **Sam Perkins** (1982-84) earned first-team All-America honors on three occasions. **Hansbrough**, **Ford**, **O'Koren**, **Perkins**, NC State's **David Thompson** and Virginia's **Ralph Sampson** are the only players in ACC history to earn first-team All-America honors at least three times.

Eighteen Tar Heels have earned consensus first-team All-America honors a total of 27 times, which is second in NCAA history. They include **Cartwright Carmichael** (1923 and 1924), **Jack Cobb** (1924, 1925 and 1926), **George Glamack** (1940 and 1941), **Lennie Rosenbluth** (1957), **Larry Miller** (1968), **Robert McAdoo** (1972), **Phil Ford** (1977 and 1978), **James Worthy** (1982), **Michael Jordan** (1983 and 1984), **Sam Perkins** (1983 and 1984), **Kenny Smith** (1987), **J.R. Reid** (1988), **Jerry Stackhouse** (1995), **Antawn Jamison** (1998), **Joseph Forte** (2001), **Tyler Hansbrough** (2007, 2008 and 2009), **Brice Johnson** (2016) and **Justin Jackson** (2017).

## 50

### NCAA

### Tournament Berths

The Tar Heels are second in history in NCAA Tournament appearances with 50.

The Tar Heels established an all-time record with 27 consecutive trips to the Tournament from 1975-2001. UNC has the second-best winning percentage (.728) in NCAA Tournament history.



Dan Sears

**Marvin Williams graduated from UNC in December 2014 after nearly a decade's worth of summer school and online classes.**



**The NCAA champion Tar Heels went 32-0 in 1957.**



Robert Crawford

**James Worthy, Michael Jordan and Walter Davis were NBA first-round picks and All-Stars.**

## 49

### NBA Championship Rings

Former UNC players have won 49 NBA championship rings, more than any school in the Atlantic Coast Conference by a wide margin.

**Mitch Kupchak** won 10 NBA championship rings and **Michael Jordan** won six. They are among 17 former Tar Heels who have gone on to win NBA championship rings as players or coaches (most recently **Danny Green** in 2014 and 2019, **Harrison Barnes**

in 2015 and **James Michael McAdoo** in 2015 and 2017).

## 52

### First-Round NBA Draft Picks

Carolina has had 52 players taken in the first round of the NBA Draft, more than any other school in the nation, and 115 players selected overall. The Tar Heels have had 33 players drafted in the first round in the last 31 years.

In 2005, **Marvin Williams** (2nd), **Raymond Felton** (5th), **Sean May** (13th) and **Rashad McCants** (14th) made UNC the first school to have four players taken in the NBA Draft Lottery. Carolina duplicated the feat in 2012.

UNC's **James Worthy** and **Brad Daugherty** were selected No. 1 overall in the draft. The Los Angeles Lakers selected **Worthy** in 1982; the Cleveland Cavaliers took **Daugherty** No. 1 in 1986.

**Michael Jordan** was the third player selected in the 1984 Draft behind **Hakeem Olajuwon** (Houston) and **Sam Bowie** (Portland).

## 53

### Smith Center Jerseys

The jerseys of 53 former Carolina players hang in honor in the Smith Center rafters in Chapel Hill.

That total includes retired jerseys of **Jack Cobb**, **Lenie Rosenbluth** (No. 10), **Phil Ford** (No. 12), **George Glamack** (No. 20), **Michael Jordan** (No. 23), **Antawn Jamison** (No. 33), **Tyler Hansbrough** (No. 50) and **James Worthy** (No. 52).

## 61

### All-ACC Academic Choices

Tar Heel players have earned spots on the All-ACC Academic Team 61 times, second-most in conference history. **Luke Maye** earned the honor in 2016, 2017, 2018 and 2019, becoming just the fourth Tar Heel to earn the distinction four times (along with **Henrik Rodl** in 1990-93, **Tyler Zeller** in 2009-12 and **Marcus Paige** in 2013-16).

## 77

### 1,000-Point Scorers

Carolina has had 77 players score 1,000 points, more than any other school in the nation.

## 78

### First-Team All-ACC Players

With **Coby White** in 2019, Carolina has placed 78 players on the All-ACC first team, the most in league history.

**Tyler Hansbrough** was a unanimous selection in 2005-06, 2006-07, 2007-08 and 2008-09. He is the only player to earn first-team All-ACC honors four times.

In addition to **Hansbrough**, six Tar Heels earned first-team honors three times – **Lenie Rosenbluth** (1956-58), **York Larese** (1959-61), **Billy Cunningham** (1963-65), **Charles Scott** (1968-70), **Phil Ford** (1976-78), **Sam Perkins** (1982-84) and **Antawn Jamison** (1996-98).

## 79

### NCAA Wins for Williams

**Roy Williams** ranks second all-time with 79 NCAA Tournament victories. **Dean Smith** went 65-27 in NCAA play and is third all-time. **Williams** has led UNC to a 45-12 record in the NCAA Tournament since 2004, more wins than any coach in the nation.

## 126

### NCAA Tournament Wins

Carolina has won 126 games in the NCAA Tournament, second-most in the history of the event and the most in ACC history.

## 173

### NCAA Tournament Games

UNC is second in NCAA Tournament history in tournament games played with 173.

## Nearly 700

### ACC Victories

The Tar Heels have won 699 regular-season ACC games, more than any other school.

## Over 2,200

### Overall Victories

The Tar Heels have won 2,261 basketball games, the third-most in NCAA history behind Kentucky and Kansas. Carolina is second in NCAA history in winning percentage at .739.

## 20,000

### 20,000-point NBA Scorers

Three former Tar Heels (**Michael Jordan**, **Vince Carter** & **Antawn Jamison**) have scored at least 20,000 career NBA points, tied as the most in the nation (with the University of Houston).



Michael Jordan  
1984

Roy Williams  
2004

More UNC players have represented the USA in the Olympics than any other school in the nation.

# TAR HEEL OLYMPIANS

- 1964 Larry Brown (gold medal)
- 1968 Charles Scott (gold medal)
- 1972 Bobby Jones (silver medal)
- 1976 Walter Davis (gold medal)
- 1976 Phil Ford (gold medal)
- 1976 Bill Guthridge (gold medal)
- 1976 Tommy LaGarde (gold medal)
- 1976 Dean Smith (gold medal)
- 1980 Al Wood
- 1984 Michael Jordan (gold medal)
- 1984 Sam Perkins (gold medal)
- 1988 J.R. Reid (bronze medal)
- 1992 Michael Jordan (gold medal)
- 1992 Henrik Rodl (Germany)
- 2000 Vince Carter (gold medal)
- 2000 Larry Brown (gold medal)
- 2004 Larry Brown (bronze medal)
- 2004 Roy Williams (bronze medal)
- 2016 Harrison Barnes (gold medal)

Harrison Barnes  
2016

Bobby Jones  
1972

Larry Brown  
1964

Michael Jordan  
1992

Vince Carter  
2000

Michael Jordan  
1992

Dean Smith & Bill Guthridge  
1976

Walter Davis  
1976

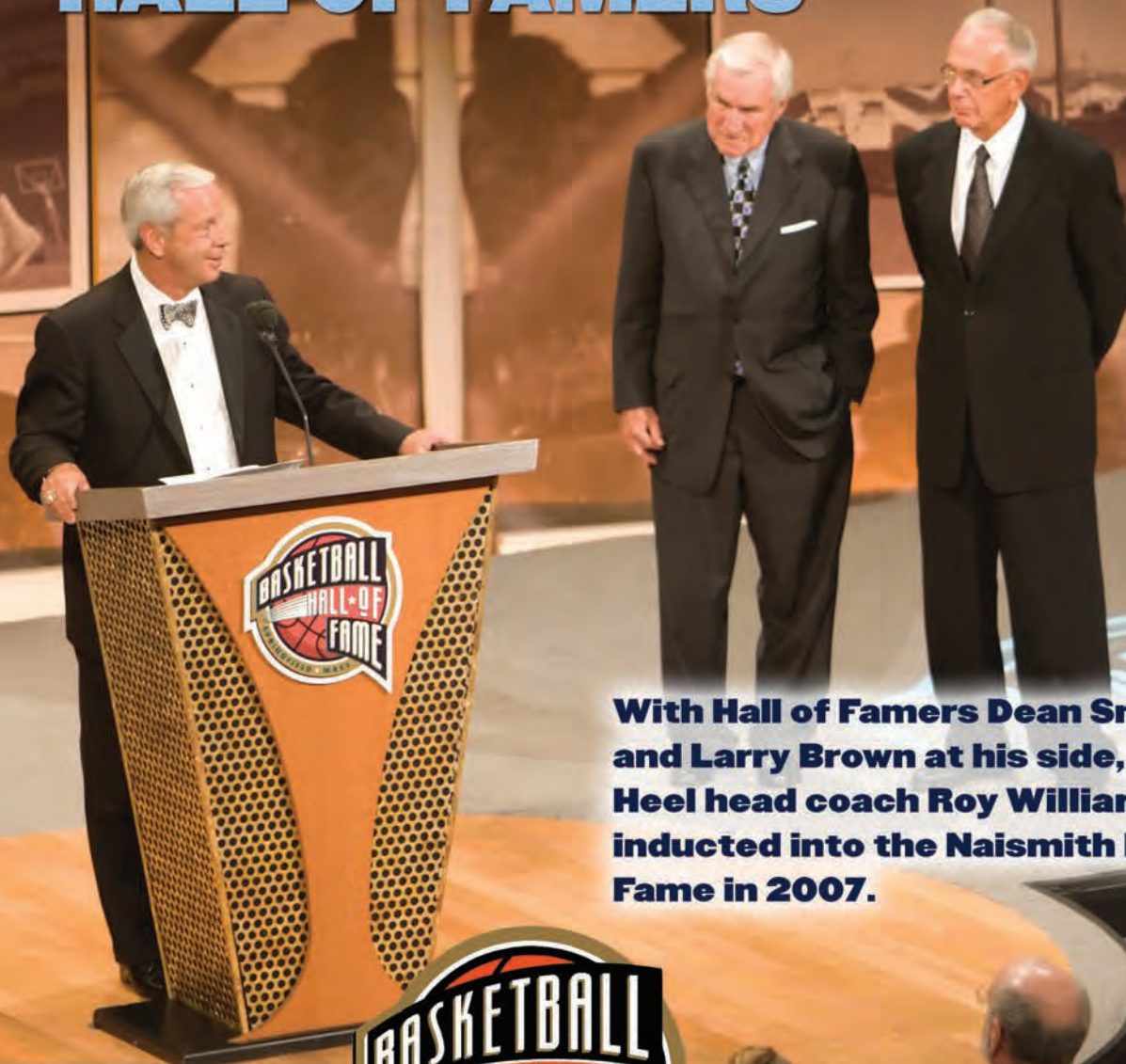
Mitch Tommy  
Kupchak LaGarde  
1976 1976

Harrison Barnes  
2016

Phil Ford  
1976



# HALL OF FAMERS



**With Hall of Famers Dean Smith and Larry Brown at his side, Tar Heel head coach Roy Williams was inducted into the Naismith Hall of Fame in 2007.**




**Frank McGuire**



**Billy Cunningham**



**Bob McAdoo**



**Bobby Jones**



**Roy Williams**



**Dean Smith**



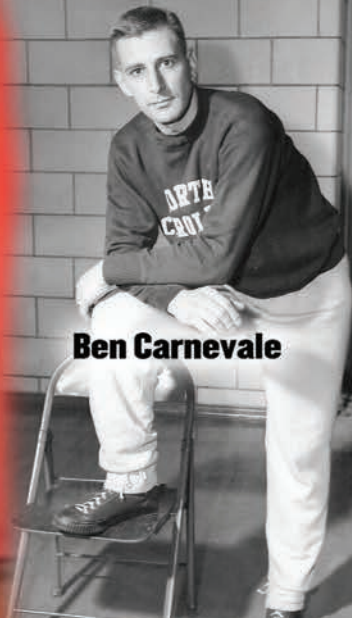
**Michael Jordan**



**James Worthy**



**Charlie Scott entered the Hall of Fame in 2018.**



**Ben Carnevale**

# PLAYERS OF THE YEAR

## National Players of the Year

Jack Cobb (1926)

George Glamack (1940, 1941)

Lennie Rosenbluth (1957)

Phil Ford (1978)

James Worthy (1982)

Michael Jordan (1983, 1984)


Kenny Smith (1987)

Jerry Stackhouse (1995)

Antawn Jamison (1998)

Sean May (2005)

Tyler Hansbrough (2008)




Michael Jordan




Sean May



Jack Cobb




George Glamack



Lennie Rosenbluth



Kenny Smith



James Worthy

# PLAYERS OF THE YEAR

## ACC Players of the Year

Lennie Rosenbluth (1957)

Pete Brennan (1958)

Lee Shaffer (1960)

Billy Cunningham (1965)

Larry Miller (1967, 1968)

Mitch Kupchak (1976)

Phil Ford (1978)

Michael Jordan (1984)

Antawn Jamison (1998)



Joseph Forte (2001)

Tyler Hansbrough (2008)

Ty Lawson (2009)

Tyler Zeller (2012)

Justin Jackson (2017)



## Bob Cousy Award as Nation's Best Point Guard

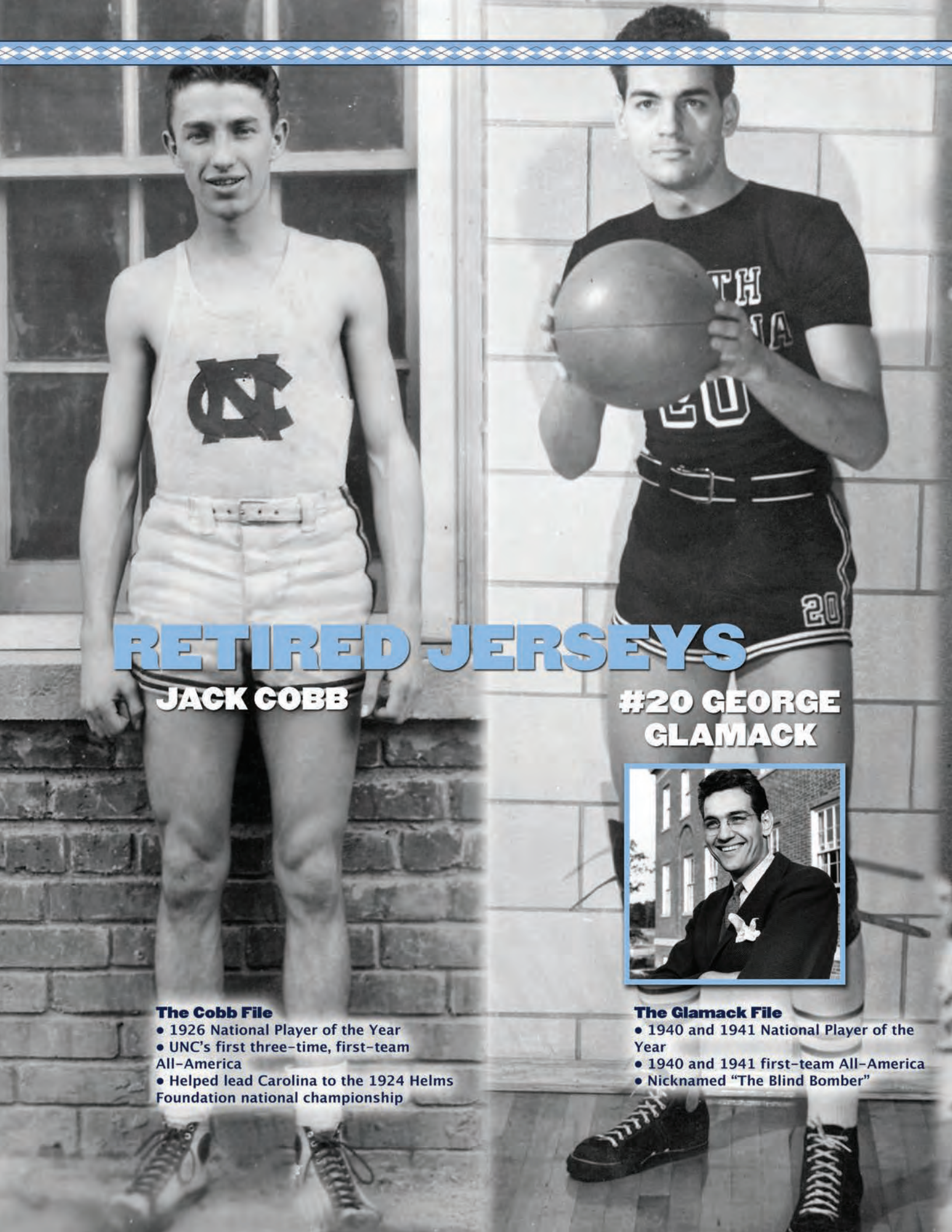
Raymond Felton (2005)

Ty Lawson (2009)

Kendall Marshall (2012)

Kendall Marshall





# RETIRED JERSEYS

**JACK COBB**

**#20 GEORGE GLAMACK**

**The Cobb File**

- 1926 National Player of the Year
- UNC's first three-time, first-team All-America
- Helped lead Carolina to the 1924 Helms Foundation national championship

**The Glamack File**

- 1940 and 1941 National Player of the Year
- 1940 and 1941 first-team All-America
- Nicknamed "The Blind Bomber"





**#10 LENNIE  
ROSENBLUTH**



**The Rosenbluth File**

- 1957 National Player of the Year
- Led the Tar Heels to the '57 NCAA championship
- Carolina's single-season (28.0 ppg in 1956-57) and career (26.9) scoring average leader



**#12 PHIL  
FORD**



**The Ford File**

- 1978 National Player of the Year
- Three-time first-team All-America
- Second-leading scorer in Carolina history and a 1976 Olympic gold medalist

# RETIRED JERSEYS


**#52 JAMES  
WORTHY**



## **The Worthy File**

- 1982 National Player of the Year
- Naismith Hall of Fame
- Most Outstanding Player of 1982 Final Four, leading UNC to '82 NCAA championship

**#23 MICHAEL  
JORDAN**



## **The Jordan File**

- 1983 and 1984 National Player of the Year
- Naismith Hall of Fame
- Named ESPN's Greatest Athlete of the 20th Century
- Hit the winning shot in 1982 NCAA title game





**#33 ANTAWN  
JAMISON**



**The Jamison File**

- Unanimous 1998 National Player of the Year
- Led Carolina to ACC titles and Final Four appearances in 1997 and 1998
- Three-time first-team All-ACC choice


**#50 TYLER  
HANSBROUGH**



**The Hansbrough File**

- 2008 National Player of the Year
- Four-time first-team All-America and All-ACC pick
- Led the Tar Heels to the 2009 NCAA championship
- ACC's all-time leading scorer

**Vince Carter**




# JERSEYS IN THE RAFTERS



**Joel Berry II**



**Marcus Paige**




**Brad Daugherty**

## Carolina's Honored Jerseys

- Cartwright Carmichael ('24)
- #00 · Eric Montross ('94)
- #00 · Brendan Haywood ('01)
- #2 · Raymond Felton ('05)
- #2 · Joel Berry II ('18)
- #5 · Ty Lawson ('09)
- #5 · Marcus Paige ('16)
- #8 · Jim Jordan ('46)
- #11 · Larry Brown ('63)
- #11 · Brice Johnson ('16)
- #12 · Lee Shaffer ('60)
- #13 · John Dillon ('48)
- #15 · Vince Carter ('98)
- #21 · Mitch Kupchak ('76)
- #21 · Donald Williams ('95)
- #22 · York Larese ('61)
- #22 · Bob Lewis ('67)
- #22 · Wayne Ellington ('09)
- #24 · Walter Davis ('77)
- #30 · Al Wood ('81)
- #30 · Kenny Smith ('87)
- #30 · Rasheed Wallace ('95)
- #31 · Bill Chamberlain ('72)
- #31 · Mike O'Koren ('80)
- #32 · Billy Cunningham ('65)
- #32 · Rashad McCants ('05)
- #33 · Charlie Scott ('70)
- #34 · Bobby Jones ('74)
- #34 · J.R. Reid ('89)
- #34 · George Lynch ('93)
- #35 · Pete Brennan ('58)
- #35 · Doug Moe ('61)
- #35 · Robert McAdoo ('72)
- #40 · Tommy Kearns ('58)
- #40 · Joseph Forte ('01)
- #40 · Harrison Barnes ('12)
- #41 · Sam Perkins ('84)
- #42 · Brad Daugherty ('86)
- #42 · Jerry Stackhouse ('95)
- #42 · Sean May ('05)
- #44 · Larry Miller ('68)
- #44 · Dennis Wuycik ('72)
- #44 · Tyler Zeller ('12)
- #44 · Justin Jackson ('17)
- #45 · Tommy LaGarde ('77)

**"The success of the Carolina point guard comes from the fact that he understands how to play with people and still be an individual. A lot of times it's difficult for a point guard to be an individual. Sometimes it's tough for them to be part of the team. Carolina gears you to think, and it becomes easy to be both."  
—Kenny Smith**


**Rasheed Wallace**




**Kenny Smith**




**George Lynch**

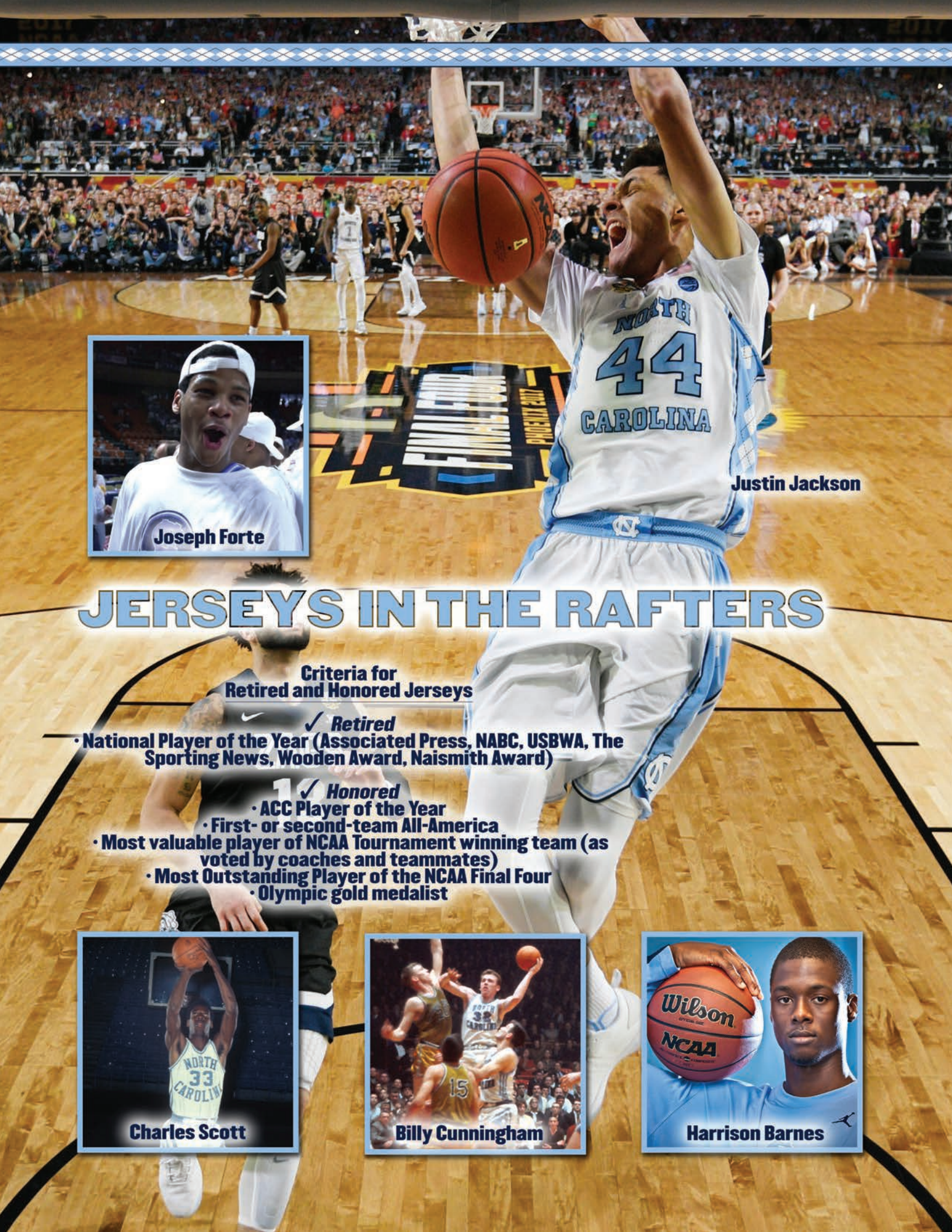


**Sam Perkins**



**Wayne Ellington**





**Justin Jackson**



**Joseph Forte**

# JERSEYS IN THE RAFTERS


## Criteria for Retired and Honored Jerseys

### ✓ Retired


- National Player of the Year (Associated Press, NABC, USBWA, The Sporting News, Wooden Award, Naismith Award)

### ✓ Honored

- ACC Player of the Year
- First- or second-team All-America
- Most valuable player of NCAA Tournament winning team (as voted by coaches and teammates)
- Most Outstanding Player of the NCAA Final Four
- Olympic gold medalist



**Charles Scott**



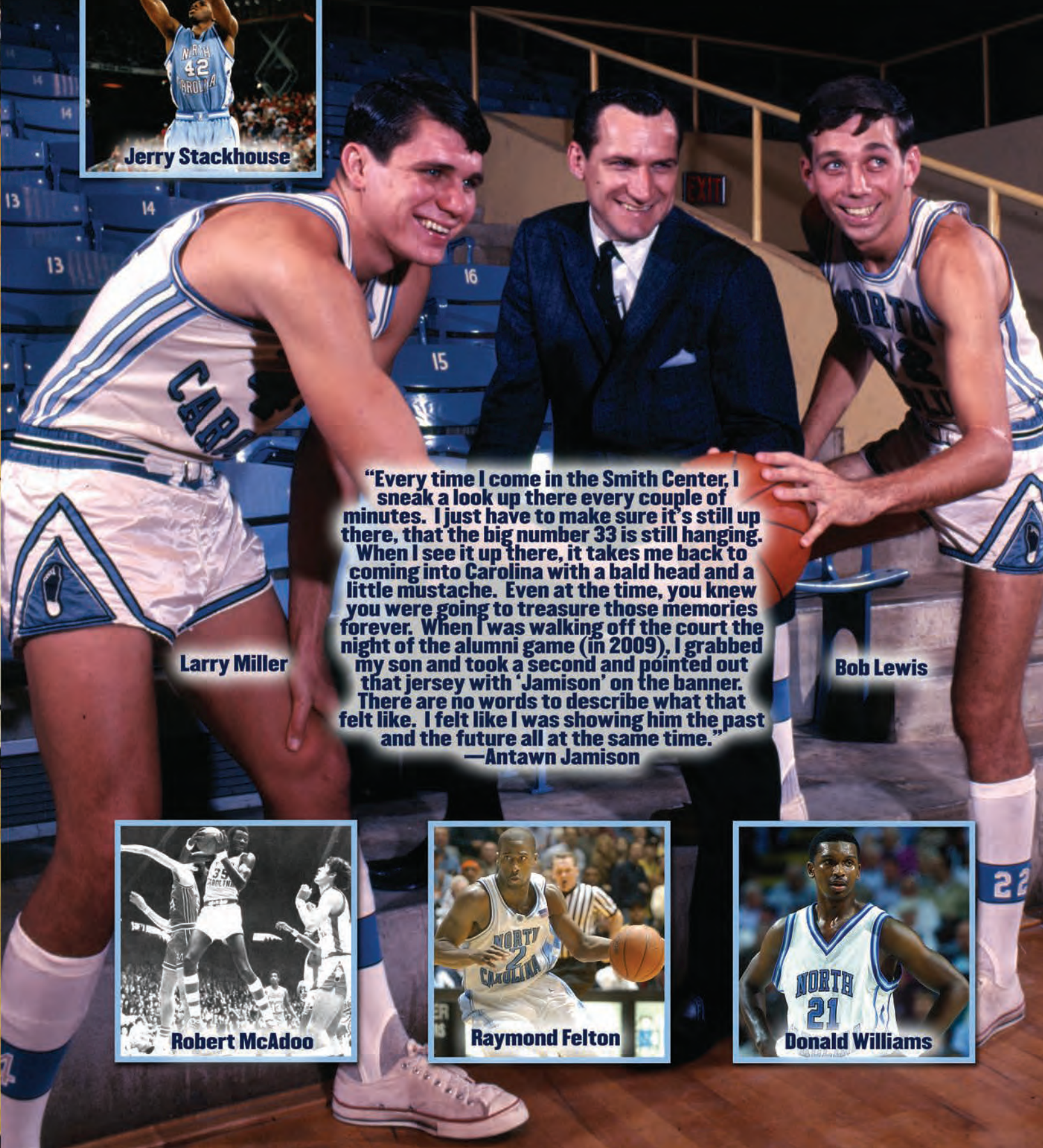
**Billy Cunningham**



**Harrison Barnes**




**Jerry Stackhouse**




**Larry Miller**

**“Every time I come in the Smith Center, I sneak a look up there every couple of minutes. I just have to make sure it’s still up there, that the big number 33 is still hanging. When I see it up there, it takes me back to coming into Carolina with a bald head and a little mustache. Even at the time, you knew you were going to treasure those memories forever. When I was walking off the court the night of the alumni game (in 2009), I grabbed my son and took a second and pointed out that jersey with ‘Jamison’ on the banner. There are no words to describe what that felt like. I felt like I was showing him the past and the future all at the same time.”**  
—Antawn Jamison


**Bob Lewis**



**Robert McAdoo**




**Raymond Felton**



**Donald Williams**

**CAROLINA BASKETBALL TIMELINE**



**George Glamack won National Player of the Year honors in 1940 and '41.**

**Jan. 27, 1911:** Carolina defeats Virginia Christian, 42-21, in first game. **Marvin “Philly” Ritch**, considered the Father of UNC Basketball, is the team’s first captain and leading scorer.

**Feb. 22, 1913:** Carolina plays the North Carolina College of Agricultural and Mechanic Arts (NC State) for the first time in any sport since 1906. The Tar Heels lost that first encounter, 26-18. The teams would not play again until the 1919 state championship.

**Dec. 29, 1913:** **Meb Long**, UNC’s first great scorer, scored 23 points in a win over the Charlotte YMCA. Long became the first Tar Heel to score 20 points in a game. Two weeks earlier, Meb and **Cyrus Long** became the first brothers to play basketball for UNC.

**Feb. 19, 1914:** **Ben Edwards** plays for Guilford in a 38-13 UNC victory. Earlier in the year, Edwards played in six games for Carolina, thus becoming the first and only player to play for and against the Tar Heels in the same season.

**Feb. 20, 1915:** Lynchburg YMCA wins 63-20, the most lopsided loss in UNC history.

**Jan. 24, 1920:** **Billy Carmichael** scored 16 points in a 36-25 win over Trinity in the first-ever basketball game between the two schools located eight miles apart. Carmichael led the team in scoring in 1919-20 (10.8 ppg) and was later the University’s controller and acting president. Carmichael Auditorium is named in his honor.

**Feb. 26, 1921:** **Cartwright Carmichael** scored 15 points in a win over Virginia and sets UNC’s single-season scoring record, surpassing Meb Long and ending the year with 286 points.

**Feb. 28, 1922:** **Cartwright Carmichael** and **Monk McDonald** lead UNC to a 40-26 win over Mercer for the Southern Conference Tournament title.

**Feb. 29, 1924:** En route to an undefeated season the Tar Heels play and beat Kentucky for the first time, a 41-20 win in the first round of the Southern Conference Tournament in Atlanta. **Jack “Sprat” Cobb** scored 17 points.

**March 4, 1924:** **Jack Cobb’s** 15 points almost single-handedly outscore Alabama in a 26-16 win in the Southern Conference title game. UNC finishes 26-0 and the Helms Foundation later selects Carolina as national champions. Cobb leads all scorers with a single-season school record 353 points. Cobb, **Cartwright Carmichael** and **Monk McDonald** combine to average 28 of UNC’s 36.9 points per game.

**Jan. 24, 1925:** **John Purser** scores 10 points to lead UNC to a 25-21 win at Duke’s Memorial Gymnasium. It was the first game ever played between North Carolina and Duke as the school formerly known as Trinity changed its name less than four weeks prior to the game.

**Feb. 12, 1925:** Head cheerleader **Vic Hugins** introduces Rameses, the school’s first ram mascot, at halftime of UNC’s 28-27 loss to South Carolina.

**Feb. 18, 1926:** A 17-8 loss to NC State marks the fewest points in UNC history, but two weeks later, Carolina beats Mississippi State to win the Southern Conference Tournament.

**Feb. 27, 1932:** **Virgil Weathers’** basket with less than 30 seconds to play gives Carolina a 43-42 win over Adolph Rupp’s top-seeded Kentucky in the second round of the Southern Conference Tournament. It would prove to be the final time the two schools played one another as members of the same conference.

**1933-34:** The first season in which Carolina wore numbers on its jerseys. Also, **Dave Mc-**

**Cachren** was captain, marking the first of four brothers from Charlotte (**Jim** 1936, **Bill** 1939 and **George** 1943) to captain the team.

**Jan. 15, 1936:** NYU beats the Tar Heels, 55-33, in Carolina’s first game in Madison Square Garden.

**March 7, 1936:** Trailing 42-30 with less than 10 minutes to play, the Tar Heels go on a 20-3 run to defeat Washington & Lee 50-45 to win the Southern Conference Tournament. The game was called the greatest comeback in the history of Southern basketball. **Andy Bershak**, who won All-America honors in football, scored the go-ahead basket and led UNC with 15 points.

**Feb. 10, 1941:** Two-time All-America **George Glamack** scores a record 45 points in a 76-53 win over Clemson. Later that year, UNC loses to Pittsburgh and Dartmouth in first-ever NCAA Tournament appearance.

**March 21, 1946:** 57-49 win over NYU in Madison Square Garden is Carolina’s first in the NCAA Tournament. Five days later, Oklahoma A&M beats UNC, 43-40, in NCAA championship game. **“Hook” Dillon** scores 16 for Tar Heels in title game, but **Bob Kurland** leads A&M with 23.

**Dec. 3, 1951:** 100-57 win over Furman marks the first of 169 games in which Carolina scores 100 or more points. The Tar Heels are 151-18 in those games.

**Feb. 29, 1952:** Duke’s **Dick Groat** scores 48, **Bernie Jernicki** grabs 31 rebounds in a 94-64 Blue Devil win.

**Dec. 1, 1952:** **Frank McGuire** Era begins with 70-50 win over The Citadel. McGuire

**NCAA DIVISION I LEADERS IN ALL-TIME WINS  
(entering the 2019-20 season)**

No.	School	Yrs.	Won	Lost	Tied	Pct.	Wins/Yr.
1.	Kentucky	117	2,293	706	1	.765	19.6
2.	Kansas	121	2,274	859	0	.726	18.8
3.	<b>North Carolina</b>	<b>109</b>	<b>2,261</b>	<b>799</b>	<b>0</b>	<b>.739</b>	<b>20.7</b>
4.	Duke	114	2,176	887	0	.710	19.1
5.	Temple	125	1,926	1,079	0	.641	15.4
6.	Syracuse	119	1,904	908	0	.677	16.0
7.	UCLA	100	1,887	852	0	.689	18.9
8.	Notre Dame	122	1,880	1,028	1	.646	15.4
9.	St. John’s (NY)	112	1,854	1,029	0	.643	16.6
10.	Indiana	119	1,836	1,050	0	.636	15.4

**NCAA DIVISION I LEADERS IN ALL-TIME WINNING PERCENTAGE  
(entering the 2019-20 season)**

No.	School	Yrs.	Won	Lost	Tied	Pct.
1.	Kentucky	117	2,293	706	1	.765
2.	<b>North Carolina</b>	<b>109</b>	<b>2,261</b>	<b>799</b>	<b>0</b>	<b>.739</b>
3.	Kansas	121	2,274	859	0	.726
4.	Duke	114	2,176	887	0	.710
5.	UNLV	61	1,262	557	0	.694
6.	UCLA	100	1,887	852	0	.689
7.	Syracuse	119	1,904	908	0	.677
8.	Western Kentucky	105	1,795	926	0	.660
9.	Arizona	115	1,813	946	1	.657
10.	Villanova	99	1,775	934	0	.655

## CAROLINA BASKETBALL TIMELINE

CAROLINA'S FINAL  
NATIONAL POLL RANKINGS

Year	Media Poll (Started 1949)	Coaches Poll (Started 1951)
1955-56	13th	11th
1956-57	1st	1st
1957-58	13th	12th
1958-59	9th	6th
1959-60	Not Ranked	14th
1960-61	5th	6th
1966-67	4th	3rd
1967-68	4th	4th
1968-69	4th	2nd
1970-71	13th	13th
1971-72	2nd	2nd
1972-73	11th	12th
1973-74	12th	8th
1974-75	9th	10th
1975-76	8th	6th
1976-77	5th	3rd
1977-78	16th	10th
1978-79	9th	3rd
1979-80	15th	15th
1980-81	6th	6th
1981-82	1st	1st
1982-83	8th	8th
1983-84	1st	1st
1984-85	7th	7th
1985-86	8th	8th
1986-87	2nd	3rd
1987-88	7th	8th
1988-89	5th	4th
1990-91	4th	4th
1991-92	18th	12th
1992-93	4th	1st
1993-94	1st	9th
1994-95	4th	3rd
1995-96	25th	24th
1996-97	4th	4th
1997-98	1st	3rd
1998-99	13th	18th
1999-00	Not Ranked	11th
2000-01	6th	10th
2003-04	18th	22nd
2004-05	2nd	1st
2005-06	10th	14th
2006-07	4th	tied 5th
2007-08	1st	3rd
2008-09	2nd	1st
2010-11	7th	8th
2011-12	4th	6th
2013-14	19th	21st
2014-15	15th	12th
2015-16	3rd	2nd
2016-17	5th	1st
2017-18	10th	14th
2018-19	3rd	9th



**March 23, 1957:** Lennie Rosenbluth and the Tar Heels beat Wilt Chamberlain and Kansas for Carolina's first NCAA title.

would post a 164-58 record in nine seasons.

**Dec. 12, 1953:** 82-56 win over South Carolina is UNC's first ACC game and win.

**Feb. 8, 1954:** Virginia's Buzz Wilkinson scores 48 in 83-69 Wahoo win, most points ever vs. UNC in an ACC game.

**March 4, 1954:** UNC loses first-ever ACC Tournament game, 52-51, to eventual champion NC State.

**Dec. 14, 1955:** Lennie Rosenbluth scores 29 as 16th-ranked Carolina beats fifth-ranked Alabama, 99-77, in UNC's first game as ranked team in AP poll.

**Jan. 14, 1956:** Rosenbluth ties UNC record with 45 points in a 103-99 win at Clemson. The Bronx native goes 15 for 23 from the floor and 15 for 24 from the line.

**Feb. 24, 1956:** Rosenbluth has 31 points and 14 boards in 73-65 win over Duke that clinches UNC's first-ever ACC regular-season title. Tar Heels, 11-3 in ACC, get first ACC Tournament win (over Virginia in quarterfinal), but are upset by No. 20 Wake Forest in semifinals.

**Dec. 4, 1956:** Rosenbluth sets UNC scoring record with 47 in season-opening win over Furman. Rosenbluth makes 20 of 37 shots from the floor and adds 17 rebounds.

**Dec. 29, 1956:** Carolina beats Wake Forest, 63-55, to win Dixie Classic for first time, one of four UNC wins that year over the Deacons (by a combined 18 points).

**Jan. 30, 1957:** Tar Heels beat Western Carolina, 77-59, in UNC's first-ever game as the No. 1-ranked team in the nation.

**Feb. 5-9, 1957:** Rosenbluth scores eight of UNC's extra-session points in double-overtime win at Maryland followed by a 75-73 win over Duke as Tommy Kearns hits two free throws in the final minute to keep their unbeaten streak alive.

**March 1, 1957:** Rosenbluth scores 40 at Duke to cap perfect 14-0 ACC record. Rosenbluth, the National Player of the Year, sets UNC record averaging 28.0 points for the season.

**March 7-9, 1957:** Carolina wins first ACC Tournament title with wins over Clemson, Wake Forest, and South Carolina. Rosenbluth has 45 in first round over Tigers and hits three-point play



**Jan. 13, 1964:** Billy Cunningham has 40 points and 28 rebounds against Maryland, one of his 40 consecutive double-doubles.

to beat Deacs in semifinals. The 45 points stand today as the ACC Tournament single-game record.

**March 22, 1957:** Pete Brennan sends national semifinal vs. Michigan State into second overtime with four seconds left and UNC wins, 74-70 in triple overtime. Rosenbluth (31) and Bob Cunningham (19) lead the Tar Heels.

**March 23, 1957:** No. 1 Carolina beats No. 2 Kansas, 54-53, in another triple overtime classic. Kearns jumps center against 7-0 All-America center Wilt Chamberlain. Rosenbluth scores 20, but fouls out in regulation. UNC center Joe Quigg hits the winning free throws with six seconds left in the third OT and Carolina caps perfect 32-0 season as national champions.

**Dec. 21, 1957:** Jerry West leads eighth-ranked West Virginia to 75-64 win over No. 1 Carolina in the finals of the Kentucky Invitational, ending UNC's 37-game win streak.

**Jan. 14, 1959:** Third-ranked UNC beats No. 1 NC State, 72-68, the first of an NCAA record 11 wins over No. 1 ranked teams.

**Dec. 29, 1959:** York Larese sets ACC record in 75-53 win over Duke by making 21 free throw attempts.

**Dec. 2, 1961:** Bryan McSweeney and Jim Hudock each score 20, and Larry Brown has 12 points and eight rebounds as Carolina beats Virginia, 80-46, in Dean Smith's first game as head coach.

**Dec. 17, 1962:** Yogi Poteet scores 17 and Billy Cunningham grabs 17 rebounds in Dean Smith's first of 13 wins against Kentucky

## CAROLINA BASKETBALL TIMELINE

(against only three losses), a 68-66 victory in Lexington.

**Jan. 13, 1964:** Cunningham scores 40 and has 28 rebounds in 97-88 win over Maryland, one of the Kangaroo Kid's 40 consecutive double-doubles.

**Dec. 7, 1964:** Bobby Lewis and Cunningham score 23 and 22 points, respectively, and Carolina beats 11th-ranked Kentucky, 82-67, in Charlotte, Dean Smith's first win over a ranked opponent.

**Dec. 4, 1965:** UNC beats William and Mary, 82-68, in the first game played at Carmichael Auditorium.

**Dec. 16, 1965:** Lewis scores a UNC-record 49 points in 115-80 win over Florida State, a mark that stands today. Lewis goes 18 of 25 from the floor and 13 of 16 from the line. He averages 27.4 points that year, second-best ever by a Tar Heel.

**March 4, 1966:** Mike Lewis hits a free throw to break a 20-all tie and give second-ranked Duke a 21-20 win in the ACC semifinals. John Yokley and Duke's Steve Vacendak share game-scoring honors with six points. Only a combined 36 field goal attempts were taken in a classic delay game. The Blue Devils led 7-5 at halftime.

**March 11, 1967:** Carolina had won the ACC regular-season title for the first time under Dean Smith, then beat Duke for the third time, 82-73, to win Smith's first ACC Tournament crown. MVP Larry Miller had 32 points and Lewis added 26.

**March 17, 1967:** Fourth-ranked Carolina beats No. 5 Princeton for Dean Smith's first NCAA Tournament win. Lewis earns regional MVP honors as UNC beats Boston College the next day to advance to the Final Four, where they lose to Dayton in the national semifinal.

**Feb. 21, 1968:** Rusty Clark sets UNC record with 30 rebounds in a win over Maryland.

**March 2, 1968:** Third-ranked UNC had already clinched its second straight ACC regular-season title, but lose in triple overtime at 10th-ranked Duke, 87-86. Miller plays all 55

FOUR-YEAR STARTERS  
(since 1972-73)

Player	Seasons
Walter Davis	1973-77
Phil Ford	1974-78
Mike O'Koren	1976-80
Sam Perkins	1980-84
Brad Daugherty	1982-86
Kenny Smith	1983-87
Jeff Lebo	1985-89
Ademola Okulaja	1995-99
Jason Capel	1998-2002
Kris Lang	1998-2002
Tyler Hansbrough	2005-09
Marcus Paige	2012-16
Kennedy Meeks	2013-17

FIRST-GAME STARTERS  
(since 1972-73)

The following Carolina players started their first game as freshmen:

Name	Season
Phil Ford	1974-75
Mike O'Koren	1976-77
James Worthy	1979-80
Michael Jordan	1981-82
Kenny Smith	1983-84
J.R. Reid	1986-87
Pete Chilcutt	1987-88
Rick Fox	1987-88
Vince Carter	1995-96
Antawn Jamison	1995-96
Ed Cota	1996-97
Brendan Haywood	1997-98
Jason Capel	1998-99
Kris Lang	1998-99
Joseph Forte	1999-00
Adam Boone	2000-01
Jawad Williams	2001-02
Raymond Felton	2002-03
Sean May	2002-03
Rashad McCants	2002-03
Quentin Thomas	2004-05
Bobby Frasier	2005-06
Marcus Ginyard	2005-06
Tyler Hansbrough	2005-06
Wayne Ellington	2006-07
Brandan Wright	2006-07
Tyler Zeller	2008-09
Harrison Barnes	2010-11
Marcus Paige	2012-13
Nate Britt	2013-14
Justin Jackson	2014-15
Theo Pinson	2014-15
Garrison Brooks	2017-18
Jalek Felton	2017-18
Coby White	2018-19

**Jan. 17, 1970:** Scott scores 43 in 91-90 loss to Wake Forest. Later that year, the ACC's leading scorer and co-Male Athlete of the Year scores 41 points in ACC Tournament loss to Virginia. Scott averages 27.1 points, the third-highest mark by a Tar Heel.

**March 13, 1971:** South Carolina beats UNC, 52-51, on a Tom Owens lay-up at the buzzer in the ACC championship game. Owens' basket followed a jump ball with just three seconds to play. Lee Dedmon shared MVP honors as a member of the second-place team.

**March 27, 1971:** Bill Chamberlain scores 34 points and has 10 rebounds as UNC beats Georgia Tech, 84-66, to win the NIT. The Tar Heels also beat Julius Erving and Massachusetts in the first round, Providence and Duke.

minutes and has 15 points and 15 rebounds.


**March 9, 1968:** Miller (21 points) earns his second ACC Tournament MVP in a row as Carolina beats NC State, 87-50, still the largest margin in ACC championship game history.

**March 15-16, 1968:** Fourth-ranked Tar Heels beat No. 3 St. Bonaventure and No. 8 Davidson behind regional MVP Clark to advance to Final Four. Clark has 22 points and 17 rebounds in regional final. Tar Heels beat Ohio State in Final Four, but fall to Lew Alcindor and UCLA, 78-55, for national title.

**Feb. 26, 1969:** Bill Bunting leads balanced effort with 14 points as Tar Heels beat South Carolina to wrap up third straight ACC regular-season title.

**March 8, 1969:** Charlie Scott scores 40 points, 29 in the second half, as Carolina beats Duke, 85-74 in ACC title game. Duke leads by nine at the half, but Scott sets ACC championship game scoring record and wins MVP honors.

**March 15, 1969:** Scott hits the game-winning jumper at the buzzer to beat Lefty Driesell's Davidson Wildcats, 87-85, to win NCAA East Regional and advance to third consecutive Final Four. Carolina loses to Purdue behind Rick Mount's 36 points.



**March 15, 1969:** Charlie Scott hit a shot to beat Davidson and send Carolina to a third consecutive Final Four.

**Jan. 29, 1972:** A 92-72 win over Maryland is Carolina's 1,000th victory. The Terps won the rematch in overtime, but Carolina won the rubber match, 73-59, to win the ACC Tournament. MVP Robert McAdoo averaged 15 points in the Tournament and Dennis Wuycik scored 24 in the championship game.

**March 18, 1972:** Second-ranked Carolina beats No. 3 Penn, 73-59, to advance to the Final Four. Wuycik (18), McAdoo (17) and George Karl (16) lead Carolina past the Quakers. McAdoo has 24 points and 15 rebounds in Final Four loss to Florida State, but fouled out with 13 minutes to play. McAdoo declares for the NBA after his junior year, his only year as a Tar Heel, and was selected No. 1 in the NBA Draft.

**Jan. 19, 1974:** All-America Bobby Jones steals the ball and drives the length of the floor for a game-winning lay-up as time expires in 73-71 win at Duke.

**March 2, 1974:** Freshman Walter Davis banks in a 35-footer at the buzzer to send the game to overtime, where the Tar Heels beat Duke, 96-92. Carolina trails the Blue Devils by eight points with 17 seconds to play in regulation, but UNC rallies behind Jones, who had four points and a steal.

**March 6-8, 1975:** Phil Ford becomes first freshman to win ACC Tournament MVP honors after leading Carolina to the title with 70-66 victory over defending NCAA champion NC State and David Thompson. Tar Heels beat Wake Forest, 101-100, in overtime in the quarterfinal after



## CAROLINA BASKETBALL TIMELINE

## MILESTONE WINS IN CAROLINA BASKETBALL HISTORY

Victory No.	Score	Opponent, Date
1	42-21	Virginia Christian, Jan. 27, 1911
100	29-23	at Duke, March 7, 1922
200	45-14	Salisbury YMCA, Dec. 10, 1927
300	24-23	at Virginia, Jan. 29, 1934
400	42-38	at Asheboro McCrary Eagles, Dec. 30, 1939
500	55-28	NC State in Southern Conf. Tournament, Feb. 22, 1945
600	64-42	South Carolina, Jan. 18, 1950
700	63-55	Wake Forest in Dixie Classic, Dec. 29, 1956
800	100-71	Virginia at Greensboro, N.C., Jan. 13, 1962
900	82-54	Georgia Tech at Charlotte, N.C., Jan. 27, 1968
1,000	92-72	Maryland, Jan. 29, 1972
1,100	79-74	Georgia Tech at Charlotte, N.C., Feb. 6, 1976
1,200	73-70 (OT)	Rutgers at Madison Square Garden, Feb. 14, 1980
1,300	64-51	St. John's at Madison Square Garden, Dec. 29, 1983
1,400	96-80	Clemson, Feb. 21, 1987
1,500	92-70	NC State, Feb. 7, 1991
1,600	90-67	Pittsburgh, Nov. 29, 1994
1,700	60-45	Virginia, Feb. 11, 1998
1,800	68-65	Connecticut, Jan. 18, 2003
1,900	77-61	Georgia Tech, Jan. 20, 2007
2,000	69-62	Miami, March 2, 2010
2,100	84-51	UNC Wilmington, Dec. 31, 2013
2,200	78-53	Miami, March 9, 2017
1st ACC win	82-56	South Carolina, Dec. 12, 1953
1st ACC Championship	95-75	South Carolina at Raleigh, N.C., March 9, 1957
1st NCAA Tournament win	57-49	NYU at Madison Square Garden, March 21, 1946
1st NCAA championship	54-53 (3 OT)	Kansas at Kansas City, Mo., March 23, 1957
Dean Smith's 1st win	80-46	Virginia, Dec. 2, 1961
Dean Smith's 877th win	73-56	Colorado at Winston-Salem, N.C., March 15, 1997
Dean Smith's last win	97-74	Louisville at Syracuse, N.Y., March 23, 1997
Bill Guthridge's 1st win	84-56	Middle Tennessee State, Nov. 14, 1997
Roy Williams' 1st win	90-64	Old Dominion, Nov. 22, 2003
Roy Williams' 1st NCAA title	75-70	Illinois at St. Louis, Mo., April 4, 2005
Carolina's 6th NCAA title	71-65	Gonzaga at Phoenix, Ariz., April 3, 2017
Roy Williams' 800th win	85-68	Syracuse, Jan. 16, 2017
1st win in Carmichael Auditorium	82-68	William and Mary, Dec. 4, 1965
Last win in Carmichael Auditorium	80-72	William and Mary, March 16, 2010
1st win in Smith Center	95-92	Duke, Jan. 18, 1986

trailing by eight points with 50 seconds to play. **Brad Hoffman** sends the game into overtime with a 12-foot jumper with two seconds to go. Ford scores 29 and UNC needs overtime again to knock out Clemson in semis, then scores 24 in title game win over Norm Sloan's Wolfpack.

**Feb. 14, 1976:** **Mitch Kupchak** has 35 points and 21 rebounds and **Davis** has 26 points, 11 boards and six steals as Carolina works four overtimes to beat Tulane, 113-106, in the Louisiana Superdome. It is the longest game in Carolina history.

**March 5, 1977:** **Ford** scores 26 and freshman **Mike O'Koren** adds 21 as Carolina returns the favor from a year before, beating Virginia, 75-69, in the ACC final. Tournament MVP **John Kuester** handles the ball after Ford fouls out with 5:45 to play and goes 6 for 6 from the line. Ford scores 19 of his 26 in the first half.

**March 17, 1977:** **Ford** hyper-extends his right elbow, but scores 29 points, including the winning free throw with two seconds left in 79-77 win over Notre Dame (on St. Patrick's Day) in the NCAA East Regional semifinal.

**March 19, 1977:** **Davis**, playing with a broken finger on his shooting hand, scores 21 points as fifth-ranked UNC beats No. 13 Kentucky, 79-72, to reach the Final Four.

**March 26, 1977:** **O'Koren** scores 31 as Tar Heels edge No. 4 UNLV, 84-83, in nation-

al semifinal. Carolina loses a second-half lead and the championship two days later to Al McGuire's Marquette Warriors, 67-59.

**Jan. 7, 1978:** The Tar Heels set an NCAA field goal percentage record by making 16 of 17 shots from the floor in the second half. Carolina shoots 94.1 percent in second half of 76-61 victory over Virginia.

**Feb. 25, 1978:** **Ford** scores a career-high 34 points on 13 of 19 shooting from the floor in his final game at Carmichael Auditorium, an 87-83 win over Duke. Ford clinches third straight ACC regular-season title with two free throws with six seconds left.

**Dec. 16, 1978:** **O'Koren's** 18 points and six assists out-duels "Magic" Johnson's 18 points, six assists and eight turnovers in UNC's 70-69 win over No. 3 Michigan State. The Spartans went on to win the 1979 NCAA title.

**Jan. 17, 1979:** **Dudley Bradley** steals the ball from Clyde Austin and dunks home the game-winner with seconds to play in a 70-69 win over NC State in a game that stuns the Reynolds Coliseum crowd. Carolina led 40-19, but the Pack came back to take the lead before Bradley's heroics.

**Feb. 24, 1979:** Carolina holds the ball in the first half and fails to score as Duke leads, 7-0, at intermission. The Tar Heels wait 12:25 into the game before attempting a shot. Both teams

score 40 in the second half and Duke wins, 47-40, in one of the most famous delay games ever played.

**March 3, 1979:** One week after the 47-40 game in Durham, No. 7 Carolina beats No. 5 Duke, 71-63, in ACC Tournament final. **Bradley**, the MVP, had 16 points, seven steals and four assists. **O'Koren** led with 18 points.

**March 11, 1979:** ACC champion Tar Heels, ranked No. 3 in the nation, are upset by Penn, 72-71, in Raleigh in the NCAA Tournament. Quaker forward **Tony Price** scores 25. Duke loses to St. John's the same day in what was dubbed "Black Sunday."

**Jan. 12, 1980:** **Al Wood** scores 20 and **Dave Colescott** adds 18 as 15th-ranked Tar Heels knock off No. 1 Duke at Cameron.

**March 7, 1981:** Carolina shoots 63 percent in the second half and beats Maryland, 61-60, in the ACC title game. **James Worthy** leads with 19. **Jimmy Black's** steal and lay-up give Carolina the lead for good. **Perkins** scores 22 in quarterfinal vs. NC State and 18 in semifinal vs. Wake Forest and becomes the second freshman to earn ACC Tournament MVP honors.

**March 28, 1981:** Senior forward **Wood**, who was the West Regional MVP after a 21-point, 17-rebound effort in Final 8 win over Kansas State, torches Virginia for 39 points in the Final Four. Wood sets a national semifinal scoring record by making 14 of 19 from the floor and 11 of 13 from the line. **Perkins** holds National Player of the Year Ralph Sampson to three field goals and 11 points.

**March 30, 1981:** **Isiah Thomas** has 23 points, five assists and four steals to lead Indiana past UNC, 63-50, in the NCAA championship game in Philadelphia. Wood leads Carolina with 18 points. The game tips off less than eight hours after an assassination attempt on President Ronald Reagan. The game is almost postponed due to the events in Washington, D.C.

**Nov. 28, 1981:** **Michael Jordan** scores 12 points in his debut with the top-ranked Tar Heels, a 74-67 win over Kansas.

**Dec. 26, 1981:** **Worthy** (26), **Perkins** (21) and **Jordan** (19) combine for 66 points as No. 1 Carolina beats No. 2 Kentucky, 82-69, in the N.J. Meadowlands. It's the only time the two schools that rank 1-2 in all-time victories will play as the top two ranked teams in the AP poll.

**Jan. 9, 1982:** In another 1 vs. 2 match-up, top-rated Carolina edges Virginia, 65-60, despite Sampson's 30 points and 19 rebounds. **Worthy** and **Jordan** combine for 33 points.

**March 7, 1982:** Leading 44-43 with 7:34 to play, Carolina spreads the floor and beats the Cavaliers, 47-45, for the ACC championship. Virginia shoots 67 percent from the floor, but only gets 33 field goal attempts. **Worthy** leads

## CAROLINA BASKETBALL TIMELINE

UNC with 16 points.

**March 27, 1982:** Perkins scores 25 points and grabs 10 rebounds and Jordan drops in 18 as UNC beats Houston, 68-63, in the Final Four semifinal in New Orleans. The Tar Heels shoot 59 percent from the floor.

**March 29, 1982:** Final Four MVP Worthy scores a game-high 28 points and Michael Jordan hits the game-winning shot with 17 seconds to play as Carolina beats Georgetown, 63-62, in one of the Final Four's greatest championship games. Worthy makes 13 of 17 shots from the floor and has three steals, including one at the end of the game that seals the victory. Jordan scores 16, and Georgetown's freshman center Patrick Ewing has 23 points and 11 rebounds. The win gives Dean Smith his first of two NCAA championships. The Tar Heels shot 61 percent in the second half (11 of 18).

**Nov. 30, 1982:** Defending NCAA champs drop their first two games against St. John's and Missouri but avoid an 0-3 start when Jordan comes up with a steal and a spinning, 24-foot jumper at the buzzer to send the Tulane game into OT. Tar Heels prevail, 70-68 in triple OT.

**Jan. 15, 1983:** Perkins scores 36 in Charlottesville and Tar Heels knock off second-ranked Virginia, 101-95.

**Feb. 10, 1983:** Top-ranked Carolina trails No. 3 Virginia by 16 points in the second half and by 10 with 4:12 to play, but pulls out an improbable 64-63 win, one of the most memorable ever in Carmichael Auditorium. Jordan's offensive rebound basket pulls the Tar Heels to within a point, then Jordan strips Rick Carlisle of the ball and slams home the go-ahead basket.

**Feb. 12, 1984:** Joe Klein scores 20 as Eddie Sutton's Arkansas Razorbacks upset No. 1 Carolina, 66-65, in Pine Bluff, Ark. Jordan scores 21 in defeat.

**March 3, 1984:** Playing his final home game, Matt Doherty hits a runner in the lane that ties the game at the end of regulation and the Tar Heels beat Duke in two overtimes, 96-83, to preserve a perfect 14-0 mark in the ACC. Jordan and Perkins, also playing in their Carmichael finales, score 25 apiece and Steve Hale has 13 assists.

**March 22, 1984:** Freshman guard Steve Alford scores 27 points to lead unranked Indiana to a 72-68 win over No. 1 Carolina in the NCAA second round in Atlanta. Perkins scores 26 in his final game as a Tar Heel and finishes his career first at UNC in rebounding and second in scoring. Jordan battles foul trouble and an injured finger, scoring 13 points in just 26 minutes before fouling out. The Hoosiers shoot 69 percent (11 for 16) in the second half and 65 percent for the game.

**Dec. 27, 1985:** Ranzino Smith and Kevin Madden both score 17 points to lead nine

players in double figures as Carolina scores a school-record 129 points in 129-45 win over Manhattan in Miami.

**Jan. 4, 1986:** Brad Daugherty scores 28 points in 90-79 win over NC State in the final regular-season game played in Carmichael Auditorium. The Tar Heels conclude play there with a 169-20 record.

**Jan. 18, 1986:** Hale scores 28 and Daugherty adds 23 and 11 rebounds as No. 1 Carolina beats No. 3 Duke, 95-92, in first game played in the Smith Center.

**Feb. 4, 1986:** Daugherty's 22 points and Joe Wolf's 14 points and 13 rebounds lead No. 1 UNC past No. 2 Georgia Tech, 78-77, in overtime in Atlanta.

**Feb. 20, 1986:** Len Bias scores 35 points to lead Maryland to a 77-72 overtime win, UNC's first defeat in the Smith Center.

**March 7, 1987:** Joe Wolf scores 27 and Jeff Lebo nets 22 in 84-82, double-overtime win over Virginia in the ACC semifinals. The next day, sixth-seeded NC State goes 14 for 14 from the line and beats the top-seeded Tar Heels, 67-66, for the ACC title.

**March 21, 1987:** No. 2 ranked Carolina is upset by No. 10 Syracuse, 79-75, in the NCAA East Regional final. Rony Seikaly leads the Orange with 26 points. Kenny Smith has 25 points and seven assists in his final game as a Tar Heel.

**Nov. 21, 1987:** In a rematch of the previous year's regional final, Carolina beats No. 1 ranked Syracuse, 96-93, in overtime in the Hall of Fame Classic. Playing without a suspended J.R. Reid, the Tar Heels rally from an 11-point halftime deficit. Ranzino Smith (21), Lebo (20) and freshmen Rick Fox (15) and Pete Chilcutt (14) lead UNC.

**March 19, 1988:** Carolina shoots a school-record 79.0 percent from the floor (49 of 62) in 123-97 rout over Loyola Marymount in NCAA Tournament second round. Ranzino Smith makes 11 of 14 shots en route to 27 points. UNC has 36 assists on 49 baskets.

**Jan. 18, 1989:** Playing without Lebo, who was injured in 106-83 loss at Virginia the previous game, UNC beats No. 1 and unbeaten Duke, 91-71, in Durham. Scott Williams scores 22 to lead the Tar Heels.

**March 12, 1989:** Steve Bucknall's three-point play with 1:46 left breaks a 66-all tie and Tournament MVP Reid leads with 14 points as UNC beats Duke, 77-74, in Atlanta to win Carolina's first ACC championship in seven years. The game is one of the most intense in ACC history. Carolina commits 26 turnovers, but holds Duke to 39 percent shooting, including 3 of 23 from three-point range.

**Nov. 24, 1989:** King Rice's bank shot at the



**March 29, 1982:** Freshman Michael Jordan hits this game-winning jump shot to lift UNC to a 63-62 win over Georgetown in the 1982 NCAA championship game in New Orleans.

buzzer beats James Madison, 80-79, in the first round of the Maui Invitational. Carolina rallies from a 79-70 deficit with less than a minute to play.

**Dec. 27, 1989:** Rice (22) and Fox (20) lead seven Tar Heels in double figures as UNC beats Kentucky, 121-110, in Louisville.

**March 17, 1990:** Fox banks in the game-winner as time expires and eighth-seeded Carolina beats No. 1 ranked and top-seed Oklahoma, 79-77, in the NCAA second round.

**Jan. 9, 1991:** Hubert Davis scores 25 in a 105-73 win over Maryland, Dean Smith's 700th win. He is the first ACC coach to win 700 games.

**Feb. 7, 1991:** Carolina beats NC State, 92-70, in Chapel Hill. The night before, the same teams play in Raleigh, a 97-91 Wolfpack win. The Feb. 7 game, which is also Carolina's 1500th victory, is re-scheduled from Jan. 15, 1991, because of the outbreak of the Gulf War.

**March 10, 1991:** Tournament MVP Fox scores 25, Davis adds 17 and Rice has seven assists and no turnovers as Carolina routs Duke, 96-74, in ACC championship game. Duke had won both regular-season games.

**March 24, 1991:** NCAA East Regional MVP Fox and Davis each score 19 points as Carolina holds off Mark Macon and Temple, 75-72, to advance to the Final Four for the first time since 1982. Macon scores 31 and narrowly misses a long three-pointer at the buzzer that would have sent the game to overtime.

**March 30, 1991:** Davis leads all scorers with 25 points, but Carolina shoots 38 percent

## CAROLINA BASKETBALL TIMELINE

for the game (3 of 18 from three-point range) and falls to Kansas, 79-73, in Indianapolis in the Final Four. The Jayhawks are coached by former UNC assistant Roy Williams.

**Feb. 2, 1992:** Derrick Phelps sets UNC record for steals with nine in 86-76 win at Georgia Tech.

**Feb. 5, 1992:** In a game most remembered for blood streaming down the back of **Eric Montross'** head, UNC beats defending NCAA champion and No. 1 Duke, 75-73, causing the students to rush the floor for the first time ever at the Smith Center.

**Feb. 8, 1992:** Carolina trails Wake Forest by 22 points but rallies for an 80-78 win on **Brian Reese's** buzzer-beating jumper. The Deacons led by 11 with 6:17 to play, before a 10-0 run by UNC. Davis led the Tar Heels with 30.

**Dec. 29, 1992:** Jalen Rose's offensive rebound basket at the buzzer gives No. 6 Michigan a 79-78 win over No. 5 Carolina in the semifinals of the Rainbow Classic in Honolulu. The teams would meet again later that season.


**Jan. 27, 1993:** Florida State leads by 17 at halftime and 73-54 with less than nine minutes to play. Carolina reels off 15 straight points, however, and takes the lead for good on a **George Lynch** steal and dunk with just under two minutes to play. **Donald Williams** seals the win at the free throw line as UNC outscores the Seminoles, 28-4, over the last nine minutes.

**March 28, 1993:** Cincinnati's Nick Van Exel scores 21 first-half points and the Bearcats lead Carolina by as many as 15 in the first half. Then **Derrick Phelps** clamps down on Van Exel and East Regional MVP **Lynch** scores 21 and grabs 14 rebounds in 75-68 overtime win to send Carolina to the Final Four. Lynch had 22 against Arkansas in the regional semifinal. **Williams** had 22 and 20 in the two regional games.

**April 5, 1993:** Final Four MVP **Williams** scores 25 points for the second Final Four game in a row, **Montross** scores 16 and **Lynch** posts his fourth straight double-double as Carolina avenges earlier loss to Michigan with 77-71 victory. The win gives **Dean Smith** his second NCAA championship. Williams hits 5 of 7 three-pointers in both Final Four games, including a 78-68 win over Roy Williams-led Kansas in the semifinal.

**Feb. 3, 1994:** Carolina prevails, 89-78, in the first-ever meeting against Duke in which the schools are ranked 1-2 in the country. Second-ranked Tar Heels get 18 points, six assists and no turnovers from **Phelps**.

**March 12, 1994:** ACC Tournament classic as UNC erases five-point deficit late in regulation and beats Wake Forest 86-84 in overtime. **Dante Calabria** send the game to overtime and Jerry Stackhouse wins it. It is Dean Smith's



**Feb. 2, 1995:** Jerry Stackhouse scores 25 points in a 102-100, double-overtime win at Duke.

800th win.

**March 20, 1994:** No. 1 Carolina is knocked out of the NCAA Tournament in the second round, 75-72, by Boston College.

**Feb. 2, 1995:** Stackhouse (25), Rasheed Wallace (25) and Williams (24) combined for 74 points as Carolina beats Duke, 102-100, in double overtime. Blue Devil guard Jeff Capel sends the game into second overtime with a halfcourt three-pointer, but a **Jeff McInnis** steal and basket provide the winning margin.

**March 11-12, 1995:** Wallace scores 33 in overtime win over Maryland in ACC semifinals, then sprains an ankle late in the championship game against Wake Forest. The Deacons, led by 37 points from Randolph Childress, beat Carolina, 82-80, in overtime.

**March 25, 1995:** No. 4 Carolina beats No. 2 Kentucky, 74-61, in Birmingham to advance to Final Four. Regional MVP **Stackhouse** has 18 points, 12 rebounds, six assists, two steals and two blocks. UNC falls to Arkansas in the Final Four, in part due to a leg injury Stackhouse suffers 12 seconds into the national semifinal.

**Feb. 12, 1997:** Ed Cota's baseline floater with 4.5 seconds to play gives Carolina a 45-44 win at NC State. It is the fewest points ever by Carolina in a **Dean Smith** victory.

**March 8-9, 1997:** ACC Tournament MVP **Shammond Williams** scores 24 in semifinals vs. Wake Forest and 23 in championship vs. NC State as Carolina wins ACC Tournament for 13th and final time under **Dean Smith**.

**March 15, 1997:** Carolina beats Colorado, 73-56, in NCAA Tournament second round. The news of the day is **Dean Smith's** 877th, breaking Adolph Rupp's all-time record for coaches.

**March 23, 1997:** **Shammond Williams** scores 22 and **Vince Carter** adds 18 as Carolina beats Louisville, 97-74, to send **Dean Smith** to his 11th Final Four. Smith would coach his final game, a 66-58 loss to Arizona, six days later.

**Oct. 9, 1997:** **Dean Smith** retires after 36 years as head coach. **Bill Guthridge**, Smith's assistant for 30 years, is named head coach. Guthridge posts a 34-4 record, ACC title and Final Four berth and is named National Coach of the Year.

**Feb. 5, 1998:** **Antawn Jamison**, the 1998 National Player of the Year, scores 35 points as No. 2 Carolina beats No. 1 Duke, 97-73.

**Feb. 8, 1998:** **Shammond Williams** scores 42 in 107-100 in a 2OT win at Georgia Tech.

**March 8, 1998:** **Jamison** shakes off a leg injury and earns ACC Tournament MVP honors with 22 points and 18 rebounds. The Tar Heels score last 15 points in 83-68 win over top-ranked Duke in ACC Tournament championship. Carolina later advances to Final Four.

**March 24-26, 2000:** Wins over Tennessee and Tulsa send **Guthridge** to his second Final Four in three years as head coach. He retires in June 2000 with a three-year record of 80-28.

**Nov. 10-11, 2000:** Carolina beats Winthrop, 66-61, in **Matt Doherty's** first game as head coach. The next night, **Joseph Forte** drops 38 on Tulsa.

**Dec. 4/17, 2000:** **Brendan Haywood** and **Jason Capel** post triple-doubles in wins over Miami and Buffalo, respectively.

**Feb. 1, 2001:** **Haywood** hits two free throws with one second to play to give UNC an 85-83 win at Duke. **Forte** is sensational with 24 points, 16 rebounds, six assists and three steals.

**Jan. 9, 2002:** Maryland beats UNC, 112-79, the most points ever allowed by Carolina in a regulation game. The Tar Heels would finish the year 8-20, missing the NCAA Tournament for the first time since 1974.

**Nov. 18, 2002:** **Rashad McCants** scores 28 points in his freshman debut and starts with **Raymond Felton** and **Sean May** – the first time in history the Tar Heels start three freshmen – in 85-55 win over Penn State.

**Nov. 27, 2002:** **McCants** scores 25 as Tar Heels upset Roy Williams and No. 2 Kansas, 67-56, in Preseason NIT semifinals. UNC knocks off Stanford two nights later to win the title.

## CAROLINA BASKETBALL TIMELINE



Robert Crawford

**March 15, 1997:** Dean Smith wins his 877th game, breaking Adolph Rupp's record.

**Feb. 8, 2003:** Jawad Williams scores 20 in 61-60 win over Florida State, making UNC the first school with 500 ACC victories.

**Nov. 22, 2003:** Carolina beats Old Dominion, 90-64, in Roy Williams' first game as head coach. Williams took over the program on April 14, 2003, two weeks after Doherty resigned. Doherty went 53-43 in three seasons.

**Dec. 7, 2003:** Felton sets a UNC record with 18 assists against George Mason.

**Dec. 20, 2003:** Wake Forest tops Carolina, 119-114 in triple overtime, in one of the ACC's most memorable regular-season games.

**Jan. 17, 2004:** No. 9 Carolina beats No. 1 Connecticut, 86-83, as McCants scores 27, including UNC's final 10 points. His three-pointer with six seconds to play beats the Huskies, who later that year win the NCAA title.

**March 6, 2005:** Marvin Williams' three-point play with 17 seconds left gives Carolina a 75-73 win over Duke as the Tar Heels clinch first in the ACC regular-season standings outright for the first time since 1993. May has a game-high 26 points and 24 rebounds, the most ever by a player in the Smith Center.

**March 27, 2005:** May earns Syracuse Regional MVP honors with 29 points and 12 rebounds in an 88-82 win over Wisconsin that sends Roy Williams to the Final Four for the first time as UNC's head coach. McCants hits a go-ahead three-pointer late and blocks a Badger three-point attempt to preserve the win.

**April 2, 2005:** Senior captain Jawad Williams scores 20 points and the Tar Heels hold Michigan State to 29 percent shooting from the floor in the second half in an 87-71 UNC win in the national semifinals.

**April 4, 2005:** Marvin Williams tips in the game-winner with 1:17 to play, Final Four MVP Sean May has a game-high 26 points and Raymond Felton makes key plays down the stretch as No. 2 Carolina beats No. 1 Illinois, 75-70, to win UNC's fourth NCAA title and the first for Coach Roy Williams. Felton hits a three to break a 65-all tie, then adds a steal and three clutch free throws in the final minute. The Illini went 12 for 40 from three-point range.

**June 28, 2005:** Carolina becomes the first school to have four lottery selections in one NBA Draft as Marvin Williams (2), Felton (5), May (13) and McCants (14) go in the first 14 picks.

**Feb. 15, 2006:** Tyler Hansbrough scores an ACC-freshman-record 40 points in an 82-75 win over Georgia Tech in the Smith Center.

**March 4, 2006:** Carolina beats No. 1 Duke 83-76 on Senior Night in Durham. The Tar Heels' four freshmen (Bobby Frasor, Marcus Ginyard, Danny Green and Hansbrough) out-scored Duke's four seniors (including first-team All-Americans J.J. Redick and Shelden Williams), 55-51.

**March 11, 2007:** Brandan Wright becomes the fifth freshman to win ACC Tournament MVP honors after leading UNC to its first ACC title since 1998. Wright had 20 points in the semifinal and 16 in the championship against NC State.

**March 16, 2008:** Wayne Ellington scores 24 points as Carolina wins its 17th ACC Tournament with an 86-81 win over Clemson.

**March 23, 2008:** Tyler Hansbrough breaks Christian Laettner's ACC record for career free throws against Arkansas in the NCAA Tournament's second round in Raleigh, N.C. Hansbrough set the UNC record on Feb. 3 at Florida State.

**March 29, 2008:** Tyler Hansbrough has 28 points and 13 rebounds and is named East Regional MVP as UNC beats Louisville to reach its 17th NCAA Final Four.

**Dec. 18, 2008:** Tyler Hansbrough scores with 7:42 to play in the first half against Evansville for his 2,292nd point, breaking Phil Ford's UNC scoring record.

**Feb. 28, 2009:** Tyler Hansbrough makes his 906th career free throw in UNC's win over Georgia Tech, breaking Dickie Hemric's (Wake Forest) NCAA record, set in 1955. Hansbrough finishes his career with 982 made free throws.

**March 19, 2009:** Tyler Hansbrough sinks a free throw in the first half of the NCAA Tournament first round win over Radford, giving him 2,770 points and breaking J.J. Redick's (Duke) ACC scoring mark. He finished with 2,872 points, 12th in NCAA history.

**March 29, 2009:** Ty Lawson, the 2009 Bob Cousy Award winner, scores 21 points and earns South Regional MVP honors as No. 1 seed UNC beats No. 2 seed Oklahoma, 72-60, in Memphis, Tenn., to send the Tar Heels to their record 18th Final Four.

**April 6, 2009:** Final Four MVP Wayne Ellington scores 17 of his 19 points in the first half, Ty Lawson has a game-high 21 points and sets a Final Four record with eight steals, and Tyler Hansbrough scores 18 points to cap his brilliant career as the Tar Heels beat Michigan State, 89-72, in Detroit to win the national championship.

**March 2, 2010:** Carolina beats Miami, 69-62, to become the second school in NCAA history to win its 2,000th game.

**April 1, 2010:** Forward Deon Thompson plays in his NCAA record-setting 152nd career game as the Tar Heels fall to Dayton, 79-68, in Madison Square Garden in the NIT championship game.

**March 12, 2011:** Harrison Barnes scores 40 points, an ACC Tournament record for freshman, to lead the Tar Heels to a 92-87 overtime win in the semifinals over Clemson. Carolina advanced to the title game despite trailing by 19 points in the second half in the quarterfinals against Miami and by 10 at halftime against the Tigers.

**March 18, 2011:** Tyler Zeller scores 32 points, John Henson has 28 points, 11 rebounds and six blocks and Harrison Barnes adds 24 points as UNC beats Long Island, 102-87, in the second round of the NCAA Tournament.

**Nov. 11, 2011:** Top-ranked Carolina beats Michigan State, 67-55, on the deck of the air-



Jeffrey Camarati

**Dec. 18, 2008:** Tyler Hansbrough breaks Phil Ford's UNC career scoring record, eventually setting the ACC record.

## CAROLINA BASKETBALL TIMELINE

craft carrier USS Carl Vinson. **Harrison Barnes** leads all scorers in the game played in front of President Barack Obama and thousands of U.S. military personnel.

**Feb. 29 and March 9, 2012:** **Kendall Marshall** sets the UNC single-season assist record in the final home game against Maryland, then breaks the ACC mark 10 days later in the ACC Tournament in Atlanta. Marshall finishes the season with 351 assists, fourth-most in NCAA history, and wins the Bob Cousy Award as the best point guard in the nation.

**March 22, 2013:** **P.J. Hairston** scores a game-high 23 points and Carolina defeats Villanova, 78-71, in the second round of the NCAA Tournament. The win is the 700th of Williams's career.

**Dec. 4, 2013:** Freshman **Kennedy Meeks** led five Tar Heels in double-figure with 15 points as Carolina won at No. 1 Michigan State, 79-65. The win was UNC's 13th against teams ranked No. 1 in the AP poll, an NCAA record, and the fifth time the Tar Heels beat No. 1 on their home court.

**Feb. 20, 2014:** **Leslie McDonald** scored a game-high 21 points, including the go-ahead basket with 3:54 to play, and **Marcus Paige** scored all 13 of his points in the second half in UNC's 74-66 win over Duke. The game was originally scheduled for February 12th, but was postponed eight days due to a winter storm.

**Jan. 4, 2016:** **Brice Johnson** scores 39 points and grabs 23 rebounds and **Marcus Paige** has 30 points in a 106-90 win at Florida State. It is the first 30-point, 20-rebound game by a Tar Heel in 40 years.

**March 5, 2016:** **Brice Johnson** leads Carolina with 18 points and 21 rebounds and the Tar Heels out-rebound Duke, 64-29, in a 76-72 win in Durham to clinch UNC's 30th ACC regular-season championship in 63 years.

**March 12, 2016:** Tournament MVP **Joel Berry II** has 19 points and UNC beats fourth-ranked Virginia, 61-57, to win its 18th ACC title. Carolina holds the Cavaliers to 36.5 percent shooting, including ACC Player of the Year Malcolm Brogdon to 6 of 22 from the floor.

**March 27, 2016:** East Regional MVP **Brice Johnson** tallies 25 points and 12 rebounds and Carolina shoots a season-high 61.5 percent from the floor and out-rebounds Notre Dame, 32-15, in an 88-74 win that sends the Tar Heels to their 19th Final Four.

**April 2, 2016:** The Tar Heels shoot 60 percent from the floor in the second half to beat Syracuse, 83-66, in the national semifinals in Houston.

**April 4, 2016:** Villanova's Kris Jenkins hits a three-pointer as time expires to lead the Wildcats to a 77-74 win over UNC in the national championship game. **Marcus Paige** leads all players with 21 points and six assists and hit an off-balance three with 4.7 seconds to play to tie the game at 74. Carolina sets an NCAA championship game record by making 11 of 17 three-point attempts, a record percentage of .647.

**Dec. 17, 2016:** **Justin Jackson** scores a career-high 34 points, but Kentucky freshman Malik Monk nets 47 as the Wildcats edge the Tar Heels, 103-100, in Las Vegas. It's just the second time UNC loses when scoring 100 points and the first time UNC loses in regulation when scoring 100.

**Jan. 8, 2017:** Carolina scores a series-best 107 points and beats NC State by 51, its largest win over the Wolfpack since 1921, and its largest win ever in an ACC game.

**Jan. 16, 2017:** Carolina beats Syracuse, the 800th win in **Roy Williams'** career. He wins his 800th in a fewer seasons (29) and the second-fewest games in NCAA history.

**March 26, 2017:** **Luke Maye** hits a jump shot with 0.3 seconds to play to beat Kentucky, 75-73, to win the NCAA South Regional and advance to the Final Four for an unprecedented 20th time.

**April 1, 2017:** **Kennedy Meeks** ties his career high with 25 points and grabs 14 rebounds in UNC's 77-76 win over Oregon in the national semifinals.

**April 3, 2017:** Final Four Most Outstanding Player **Joel Berry II** scores a game-high 22 points and **Isaiah Hicks** hits a clutch basket with 26 seconds to play to lead Carolina to a 71-65 win over No. 1 seed Gonzaga to win the 2017 NCAA championship. The NCAA Tournament title is **Roy Williams'** third and UNC's sixth.

**Feb. 20, 2019:** **Luke Maye** had 30 points and 15 rebounds to lead UNC to an 88-72 win at No. 1-ranked Duke. It was Carolina's 14th win and **Roy Williams'** eighth over an opponent ranked No. 1 in the AP Poll (both NCAA records). Maye joined **Elvin Hayes** of Houston as the only players in college basketball history to have 30/15 in a win over the No. 1 team in the nation. Maye also became the first Tar Heel to ever score 30 points at both NC State and Duke and the second Tar Heel ever with 30/15 against the Blue Devils (with **Billy Cunningham** in 1963).

**Feb. 26-March 2, 2019:** **Coby White** hit six threes and scored 34 points in a 93-85



**April 6, 2009:** Final Four MOP **Wayne Ellington** leads Carolina to a blowout win over Michigan State in the NCAA title game.



**April 3, 2017:** Final Four MOP **Joel Berry** scores 22 points as the Tar Heels win the 2017 NCAA title in Phoenix.

win over Syracuse to become the first Tar Heel freshman to score 30 points three times (also had 33 against Texas and Miami). In the next game at Clemson, **White** and **Cameron Johnson** became the first Tar Heel pair to both make six three-pointers in a game in an 81-79 Carolina victory. **White** became the first Tar Heel to ever make six 3FGs in consecutive games.

Jeffrey Camarati

NCAA Photos



## 1931-2015

### 36 Seasons as Head Coach 879-254 (.776)

**EDUCATION**  
B.S., Education  
Kansas '53

✓ Smith retired with more wins (879) than any other coach in NCAA Division I history.

✓ In 36 years, Smith coached Carolina to 11 Final Fours, two national titles and 13 ACC Tournament Championships.

✓ More than 95 percent of Smith's lettermen graduated.

✓ From 1981 to 1989, Carolina was ranked in the final Top 10 of both the Associated Press and coaches' poll each year.

✓ Smith was named the second-best coach in college basketball history (behind John Wooden) by the NABC in 2000.

✓ Smith was inducted into the Naismith Memorial Basketball Hall of Fame in 1983. He was also inducted into the North Carolina Hall of Fame in 1981. In 2006, he was named to the inaugural class of the National Collegiate Basketball Hall of Fame (along with James Naismith, John Wooden, Oscar Robertson and Bill Russell). He was inducted into the FIBA Hall of Fame in 2007.

✓ Smith was voted ACC Coach of the Year eight times - in 1967, 1968, 1971, 1976, 1977, 1979, 1988 and 1993.

When ESPN's award-winning SportsCentury program selected the greatest coaches of the 20th Century, it came as no surprise that Carolina basketball coach Dean Smith was among the top seven of all-time. Smith joined other legends Red Auerbach, Bear Bryant, George Halas, Vince Lombardi, John McGraw and John Wooden as the preeminent coaches in sports history.

Smith's tenure as Carolina's basketball coach from 1960-97 is a record of remarkable achievement and consistency. In 36 seasons at UNC, Smith's teams had a record of 879-254. His teams won more games than those of any other Division I men's basketball college coach in history, a record broken in 2007 by Bob Knight and surpassed again in 2011 by Mike Krzyzewski.

- Smith coached Carolina to the 1982 and 1993 NCAA championships and the 1971 NIT title.

- Under Smith, the Tar Heels won at least 20 games for 27 straight years and 30 of his final 31. No coach in history has ever produced that many consecutive 20-win seasons.

- Carolina was ranked in the final Top 10 of both the Associated Press and coaches' polls each year from 1981-89. That nine-year run was the second-longest streak of Top 10 finishes in history, exceeded only by UCLA's 13-year string from 1967 to 1979.

- The Tar Heels were ranked among the nation's final Top 15 teams in 28 of his last 31 seasons, missing only in 1970, 1990 and 1996, and were among the Top 10 on 23 occasions during that period. Smith's teams finished the season ranked No. 1 in at least one of the two major polls four times (1982, 1984, 1993 and 1994).

- Smith's teams were also the dominant force in the ACC. The Tar Heels under Smith had a record of 364-136 in ACC regular-season play, a winning percentage of .728.

- The Tar Heels finished at least third in the ACC regular-season standings for 33 successive seasons. In that span, Carolina finished first 17 times, second 11 times and third five times.

- Smith's teams finished in the ACC upper division all but one time. That was in 1964, when Carolina was fifth and had its only losing record in ACC regular-season play under Smith at 6-8.

- Carolina won 13 ACC Tournaments under Smith.

- His teams played in 11 Final Fours.

- Smith's teams made 23 consecutive appearances in the NCAA Tournament.

- In his last 31 years, Smith led the Tar Heels into the NCAA Tournament 27 times.

- Carolina reached the Sweet 16 of NCAA play each season from 1981-93. That 13-year streak is the second-longest in Tournament history to a 14-year stretch by UCLA from 1967 to 1980.

The awards and accolades continued to be given to Smith, even after he stepped down as Carolina's head coach on October 9, 1997. Smith was named Sportsman of the Year by Sports Illustrated and received the Arthur Ashe Award for Courage at the ESPY Awards. He was inducted into the FIBA Hall of Fame in 2007. In November 2013, he was awarded the Presidential Medal of Freedom, the highest civilian award in the U.S.

He received the Naismith Good Sportsmanship Award in 2011. Upon the announcement of that honor, Duke's Mike Krzyzewski said, "Dean set the standard for basketball - and not just college basketball - that everyone is still trying to reach. He demanded that his teams play as one. And what he got in return from all these guys who played for him was the intense loyalty that they feel toward him. And that's something I've admired since I started coaching. It's really one of the great things in all of sport: that intense loyalty the Tar Heel players have for Coach Smith."

In 2006, he was named to the inaugural class of the National Collegiate Basketball Hall of Fame (along with

James Naismith, John Wooden, Oscar Robertson and Bill Russell).

Smith also became the first recipient of the Mentor Award for Lifetime Achievement, given by the University of North Carolina Committee on Teaching Awards for "a broader range of teaching beyond the classroom."

He's recognized throughout the sports world for his character, his innovations to the game and his ability to have established Carolina's program as one of the greatest in college basketball. Smith's players consistently produce on the floor, in the classroom and in life.

When Smith broke Rupp's record in 1997, his coaching peers had this to say:

**John Wooden:** "What's more impressive to me about Dean than the record is how good he is as a teacher of basketball. I've always said he's a better teacher of basketball than anyone else. I couldn't begin to teach players the things Dean has taught them. I've admired him because there's more to him than just wins."

**Bob Knight:** "Let me say some things that he won't say. He's going to say an awful lot about teams and that's the way it should be. But let me put it in perspective. His being able to do that and do it at a single institution, do it through all the years without ever having a problem with any kind of recruiting violation or probation, is a very singular accomplishment in college basketball. I think it's a great achievement, indicative of a guy who really knows how to coach and has decided from day one that things are going to be done the absolute right way. He's not going to tell you, but just take my word for it. That's a great, great accomplishment for a coach."

**Roy Williams:** "He has a basketball program, he doesn't have a team. And when you have a program, you're concerned about the kids' entire lives, their entire existence ... and what they're going to do after they leave you and what kind of effect you can have on them as they mature."

Perhaps his greatest form of praise on a worldwide level came when a group of his peers, including Hall of Fame coaches Henry Iba, Pete Newell and Auerbach, chose Smith to coach the U.S. Olympic basketball team in the 1976 Montreal Games. The Americans finished a controversial second to the Soviet Union at Munich in 1972. Smith was given the challenge of trying to develop a team to regain the gold medal against a group of improving international teams.


Smith molded a group of college all-stars into a cohesive unit during a few short weeks in that summer of 1976 and led them to the gold medal, sweeping through the Games undefeated and beating Yugoslavia in the championship game. Emphasizing a tough pressure defense and a fast-breaking, attacking style on offense, the Americans returned to the top of the international game.

Just as Smith used his talents to develop that 1976 all-star team into an Olympic champion, he has prepared a host of players for successful careers in the NBA.

"UNC is a plus-four school," Orlando Magic Vice President of Basketball Operations-Player Personnel John Gabriel said about Smith's teams, "meaning that if I rate a player as the 10th-best player in the NBA Draft, being a Tar Heel automatically jumps him to number six. The plus-four rating is based upon the success of former Tar Heels in the NBA."

During his last 31 seasons, since Smith's Tar Heels won their first ACC title in 1967, the Tar Heels had a record of 813-207, winning 79.7 percent of their games.

In 23 of those 31 seasons, Carolina won either the ACC regular-season, tournament or both. Most schools are happy just to win 20 games in a season. At Carolina, it became a habit. No school in the country won more





Hugh Morfitt

**YEAR-BY-YEAR WITH DEAN SMITH AT NORTH CAROLINA**

Year	Overall W-L	Pct.	ACC W-L	ACC Regular Season Finish	ACC Tournament Finish	National Polls Media Coaches	Post-Season Finish
1961-62	8-9	.471	7-7	Tied 4th	Quarterfinalist		
1962-63	15-6	.714	10-4	3rd	Semifinalist		
1963-64	12-12	.500	6-8	5th	Semifinalist		
1964-65	15-9	.625	10-4	Tied 2nd	Quarterfinalist		
1965-66	16-11	.593	8-6	Tied 3rd	Semifinalist		
1966-67	26-6	.813	12-2	1st	Champion	4th 3rd	NCAA 4th Place
1967-68	28-4	.875	12-2	1st	Champion	4th 4th	NCAA Finalist
1968-69	27-5	.844	12-2	1st	Champion	4th 2nd	NCAA 4th Place
1969-70	18-9	.667	9-5	Tied 2nd	Quarterfinalist		NIT Final 16
1970-71	26-6	.813	11-3	1st	Finalist	13th 13th	NIT Champion
1971-72	26-5	.839	9-3	1st	Champion	2nd 2nd	NCAA 3rd Place
1972-73	25-8	.758	8-4	2nd	Quarterfinalist	11th 12th	NIT 3rd Place
1973-74	22-6	.786	9-3	Tied 2nd	Semifinalist	12th 8th	NIT Final 16
1974-75	23-8	.742	8-4	Tied 2nd	Semifinalist	9th 10th	NCAA Final 16
1975-76	25-4	.862	11-1	1st	Finalist	8th 6th	NCAA Final 32
1976-77	28-5	.848	9-3	1st	Champion	5th 3rd	NCAA Finalist
1977-78	23-8	.742	9-3	1st	Semifinalist	16th 10th	NCAA Final 32
1978-79	23-6	.793	9-3	Tied 1st	Champion	9th 3rd	NCAA Final 32
1979-80	21-8	.724	9-5	Tied 2nd	Semifinalist	15th 15th	NCAA Final 32
1980-81	29-8	.784	10-4	2nd	Champion	6th 6th	NCAA Finalist
1981-82	32-2	.941	12-2	Tied 1st	Champion	1st 1st	NCAA Champion
1982-83	28-8	.778	12-2	Tied 1st	Semifinalist	8th 8th	NCAA Final 8
1983-84	28-3	.903	14-0	1st	Semifinalist	1st 1st	NCAA Final 16
1984-85	27-9	.750	9-5	Tied 1st	Finalist	7th 7th	NCAA Final 8
1985-86	28-6	.824	10-4	3rd	Quarterfinalist	8th 8th	NCAA Final 16
1986-87	32-4	.889	14-0	1st	Finalist	2nd 3rd	NCAA Final 8
1987-88	27-7	.794	11-3	1st	Finalist	7th 8th	NCAA Final 8
1988-89	29-8	.784	9-5	Tied 2nd	Champion	5th 4th	NCAA Final 16
1989-90	21-13	.618	8-6	Tied 3rd	Quarterfinalist		NCAA Final 16
1990-91	29-6	.829	10-4	2nd	Champion	4th 4th	NCAA Final 4
1991-92	23-10	.697	9-7	3rd	Finalist	18th 12th	NCAA Final 16
1992-93	34-4	.895	14-2	1st	Finalist	4th 1st	NCAA Champion
1993-94	28-7	.800	11-5	2nd	Champion	1st 9th	NCAA Final 32
1994-95	28-6	.823	12-4	Tied 1st	Finalist	4th 3rd	NCAA Final 4
1995-96	21-11	.656	10-6	3rd	Quarterfinalist	25th 24th	NCAA Final 32
1996-97	28-7	.800	11-5	Tied 2nd	Champion	4th 4th	NCAA Final 4
<b>36 Years</b>	<b>879-254</b>	<b>.776</b>	<b>364-136</b>	<b>(.728)</b>	<b>13 ACC titles</b>		<b>2 NCAA titles</b> <b>11 Final Fours</b>

total games in that 31-year period than Carolina. UCLA was second with 751. The Tar Heels also had the most wins over his last 20 seasons with 539, and over his last 10 years with 268.

For Smith and his players, the word “class” applied to the team’s exemplary sportsmanship on the court, to its excellent academic performance and to Smith’s belief that basketball involves many complexities that must be learned over the course of time — that coaching and playing the game is a classroom situation in its own right.

Smith’s teams won championships at every level. There were NCAA titles in 1982 and 1993 and the NIT in 1971. His gold medal-winning team at the 1976 Summer Olympic Games makes Smith one of only three men in history to coach teams to an NCAA title, NIT championship and Olympic victory. The others are Pete Newell and Knight.

He was inducted into the Naismith Memorial Basketball Hall of Fame in Springfield, Mass., in 1983. He was also inducted into the North Carolina Sports Hall of Fame in 1981.

A key to Smith’s success was his ability to change Carolina’s style to fit his personnel. He favored an offense which used the fast break whenever possible and featured a quick passing attack, but he was also comfortable in a more disciplined style of play. He liked to play multiple defenses to confuse opponents. However, his preference was a man-to-man, pressure to speed up the action.

Among Smith’s many innovations were the Four Corners offense, crediting the passer, the run-and-jump defense, the scramble defense out of man-to-man pressure, the point zone, team huddles at the foul line, double-teaming the screen-and-roll, the freelance passing game and multiple screens against zone defenses.

Born February 28, 1931, in Emporia, Kan., Dean Edwards Smith grew up as the son of public school teachers. He graduated from Topeka High School in 1949 and went to the University of Kansas on an academic scholarship. He played varsity basketball and baseball and freshman football for the Jayhawks. He was a member of Jayhawk basketball teams that won the NCAA title in 1952 and finished second in 1953.

Smith was an assistant coach at Kansas to Phog Allen and Dick Harp, then served in the U.S. Air Force as a lieutenant. While in the service, he played and coached basketball in Germany. Smith served for three years as an assistant basketball coach under Bob Spear, recognized by his peers as one of the outstanding coaches in the history of the game, and one year each as head baseball and head golf coach at the United States Air Force Academy. In 1958, the late Frank McGuire asked him to join his staff at Carolina as an assistant coach. Smith served as an assistant under McGuire for three years before McGuire resigned to become head coach of the NBA’s Philadelphia Warriors in the summer of 1961. At that time, Carolina Chancellor William Aycock tapped the 30-year-old Smith to become UNC’s head coach.

Smith shared his knowledge of the game with a talented group of assistants. Many of his assistants went on to head coaching jobs, including Larry Brown, Roy Williams, John Lotz, Kenny Rosemond, Eddie Fogler, Randy Wiel and Bill Guthridge.

Smith’s talents did not lie solely in tutoring quality college coaches, as is evidenced by the number of outstanding players who went on to professional careers after their days in Chapel Hill. In Smith’s 36-year tenure, more than 50 of his play-

ers went on to play pro basketball in the NBA or ABA and more played in other professional leagues both in the U.S. and overseas.

“Coach taught me the game, when to apply speed, how to use your quickness, when to use that first step, or how to apply certain skills in certain situations,” says Jordan. “Dean Smith gave me the knowledge to score 37 points a game and that’s something people don’t understand.”

Smith also coached players who went on to become doctors, lawyers and businessmen. Better than 95 percent of his lettermen earned their degrees.

**Michael Jordan:** “The camaraderie that he has with his players goes a long way. He’s taught a lot of us similar traits and we’ve accepted that and we’ve moved on as players and people. That’s something we treasure more so than maybe our basketball experience — the things that we learned away from the game.

“He’s like a second father to me. When I first left school I was unsure, nervous, scared, going into a situation I wasn’t really comfortable with and I didn’t know if I was ready for it. He calmed me down with a fatherly attitude, taking me under his wing and teaching me a lot of things about being an adult.”

**Phil Ford:** “My first impression of Coach Smith was honesty. He didn’t promise me playing time. In fact, he told me I might have to play on the junior varsity my first year. That kind of set me back. But my mom really liked that because she said, ‘Phil, if he’s not out here promising you that you will start, that means you go there and work hard and do the best that you can do, then he won’t be out promising your job to another high school player.’ And if you think about it, that made a lot of sense.”

When he retired, Smith was the winningest coach in the history of the NCAA Tournament with 65 victories. In 36 ACC Tournaments, he had a coaching record of 58-23, a winning percentage of .716.

Smith, who played for the legendary Phog Allen at Kansas in the early 1950s, and Knight are the only two men to both play on and coach an NCAA championship team. Smith was a member of the Jayhawk squad that won college basketball’s top prize in 1952. He then coached the Tar Heels to national titles in 1982 and 1993.

After taking Carolina to the NCAA championship game in 1977, Smith was named National Coach of the Year by the NABC. He received similar honors from the U.S. Basketball Writers Association and Basketball Weekly in 1979 and from Medalist in 1982. He was named the Naismith National Coach of the Year in 1993 after leading the Tar Heels to the national crown.

In 1993, the Atlantic Coast Sportswriters Association named Smith the ACC Coach of the Year, an honor he received on seven previous occasions as well—1967, 1968, 1971, 1976, 1977, 1979 and 1988.

Smith died on February 7, 2015, in Chapel Hill.

# NATIONAL CHAMPIONSHIPS



Carolina is one of only three schools to win six or more NCAA championships



2017




# NATIONAL CHAMPIONS



# SEVEN TAR HEEL TITLES

1924 • 1957 • 1982 • 1993 • 2005 • 2009 • 2017



## Carolina and the NCAA Tournament

- 17 times a No. 1 seed (No. 1 all-time)
- 20 Final Fours (No. 1 all-time)
- 50 appearances (No. 2 all-time)
- .728 winning percentage (No. 2 all-time)
- 126 wins (No. 2 all-time)
- 172 games (No. 2 all-time)
- Six championships (No. 3 all-time)



# 20 FINAL FOURS

2016 NCAA DIVISION I MEN'S BASKETBALL CHAMPIONSHIP



Carolina has advanced to more Final Fours than any other school in NCAA history.



## ALL-TIME FINAL FOURS

North Carolina — 20

Kentucky — 17

UCLA — 17


Duke — 16

Kansas — 15



# CAROLINA in the FINAL FOUR

1946, 1957, 1967, 1968, 1969, 1972, 1977, 1981, 1982, 1991,  
1993, 1995, 1997, 1998, 2000, 2005, 2008, 2009, 2016, 2017




# 1957 NCAA CHAMPIONS




**NATIONAL COLLEGIATE BASKETBALL CHAMPIONSHIP**  
MUNICIPAL AUDITORIUM  
KANSAS CITY, MISSOURI  
MARCH 22, 23, 1957

1948 UTAH • 1949 OKLAHOMA A. & M. •  
1947 HOLY CROSS • 1948 KENTUCKY • 1949  
1951 KENTUCKY • 1952 KANSAS • 1953  
1955 SAN FRANCISCO • 1956 SAN FRANCISCO  
1957 • 1958 WYOMING • 1959 UTAH  
1960 OKLAHOMA A. & M. • 1961 HOLY CROSS  
1962 KENTUCKY • 1963 OKY • 1964 KENTUCKY  
1965 LA SALLE • 1966 WISCONSIN  
1967 WISCONSIN  
1968 KENTUCKY  
1969 KANSAS  
1970 SAN FRANCISCO  
1971 SAN FRANCISCO  
1972 OKY • 1973 OKY • 1974 HOLY CROSS  
1975 OKY • 1976 OKY • 1977 HOLY CROSS  
1978 LA SALLE • 1979 SAN FRANCISCO  
1980 OREGON • 1981 WYOMING • 1982  
1983 UTAH • 1984 OKLAHOMA A. & M. •  
1985 HOLY CROSS • 1986 KENTUCKY • 1987  
1988 KENTUCKY • 1989 KANSAS • 1990  
1991 SAN FRANCISCO • 1992 SAN FRANCISCO  
1993 OREGON • 1994 WISCONSIN • 1995  
• 1996 UTAH • OKLAHOMA A. & M. •


WISCONSIN • 1997 STANFORD • 1998 W  
OKLAHOMA A. & M. • 1999 OKLAHOMA A. &  
1992 KENTUCKY • 1993 KENTUCKY • 1994  
1995 KANSAS • 1996 KANSAS • 1997  
1998 KANSAS • 1999 MISSOURI • 2000  
50 CENTS




# 1982 NCAA CHAMPIONS



N. CAROLINA 61 T 4  
GEORGETOWN 62 O R 1  
:17  
HALF 2  
PL. 8  
FOUL 0




Louisiana Superdome • Houston • Louisville • North Carolina  
March 27 & 29, 1982



NORTH  
41  
CAROLINA



# 1993 NCAA CHAMPIONS







# 2005 NCAA CHAMPIONS



OFFICIAL PROGRAM \$10

00

Wichita


NCAA  
FINAL FOUR  
2005  
ST. LOUIS

DIVISION I  
MEN'S  
BASKETBALL  
CHAMPIONSHIP

NATIONAL  
CHAMPION

APRIL 2 & 4 • ST. LOUIS  
MISSOURI VALLEY CONFERENCE, HOST  
EDWARD JONES DOME

NCAA sports.com



2005  
DIVISION I  
MEN'S  
BASKETBALL  
CHAMPIONSHIP

2005  
NCAA MEN'S  
NATIONAL  
CHAMPIONS  
CAROLINA TAR HEELS



NORTH CAROLINA  
2005  
NCAA DIV. I  
MEN'S  
BASKETBALL  
CHAMPIONS!



# 2009 NCAA CHAMPIONS






NCAA

2009  
DIVISION I



NATIONAL CHAMPION



# 2017 NCAA CHAMPIONS





# NCAA TOURNAMENT HISTORY

Allen Dean Steele/Daily Tar Heel

## NCAA TOURNAMENT RECORDS

### ALL-TIME APPEARANCES

Team	No.
Kentucky	58
<b>North Carolina</b>	<b>50</b>
Kansas	48
UCLA	47
Duke, Louisville	43

### ALL-TIME CONSECUTIVE APPEARANCES

Team	No.
Kansas, 1990-present	30
<b>North Carolina, 1975-2001</b>	<b>27</b>
Duke, 1996-present	24
Michigan State, 1998-present	22
Gonzaga, 1999-present	21

### ALL-TIME TOURNAMENT GAMES

Team	No.
Kentucky	181
<b>North Carolina</b>	<b>173</b>
Kansas	155
Duke	152
UCLA	141

### ALL-TIME TOURNAMENT WINS

Team	No.
Kentucky	129
<b>North Carolina</b>	<b>126</b>
Duke	114
Kansas	108
UCLA	101

### TOURNAMENT WINNING PERCENTAGE

Team	Pct. (Record)
Duke	.750 (114-38)
<b>North Carolina</b>	<b>.728 (126-47)</b>
UCLA	.716 (101-40)
Kentucky	.713 (129-52)
Florida	.710 (44-18)



**1982  
NCAA  
champions**



**1957 NCAA champions**



### NCAA Tournament Appearances (50)

1941, 1946, 1957, 1959, 1967, 1968, 1969, 1972, 1975, 1976, 1977, 1978, 1979, 1980, 1981, 1982, 1983, 1984, 1985, 1986, 1987, 1988, 1989, 1990, 1991, 1992, 1993, 1994, 1995, 1996, 1997, 1998, 1999, 2000, 2001, 2004, 2005, 2006, 2007, 2008, 2009, 2011, 2012, 2013, 2014, 2015, 2016, 2017, 2018, 2019

### NCAA Championships (6)

1957, 1982, 1993, 2005, 2009, 2017

### NCAA Championship Game Appearances (11)

1946, 1957, 1968, 1977, 1981, 1982, 1993, 2005, 2009, 2016, 2017

### NCAA Final Four Appearances (20)

1946, 1957, 1967, 1968, 1969, 1972, 1977, 1981, 1982, 1991, 1993, 1995, 1997, 1998, 2000, 2005, 2008, 2009, 2016, 2017

### NCAA Regional Final or Final Eight (28)

1941, 1946, 1957, 1967, 1968, 1969, 1972, 1977, 1981, 1982, 1983, 1985, 1987, 1988, 1991, 1993, 1995, 1997, 1998, 2000, 2005, 2007, 2008, 2009, 2011, 2012, 2016, 2017

### NCAA Regional Semifinal or Final 16 (36)

1941, 1946, 1957, 1967, 1968, 1969, 1972, 1975, 1977, 1981, 1982, 1983, 1984, 1985, 1986, 1987, 1988, 1989, 1990, 1991, 1992, 1993, 1995, 1997, 1998, 2000, 2005, 2007, 2008, 2009, 2011, 2012, 2015, 2016, 2017, 2019

Jeffrey Camarati



**2009  
NCAA  
champions**





Jeffrey Camarati

**FINAL FOURS**

<b>North Carolina</b>	<b>20</b>
UCLA	17
Kentucky	17
Duke	16
Kansas	15

**NCAA CHAMPIONSHIPS**

UCLA	11
Kentucky	8
<b>North Carolina</b>	<b>6</b>
Indiana	5
Duke	5
Connecticut	4
Louisville	3
Kansas	3
Villanova	3
Cincinnati	2
Michigan State	2
NC State	2
Oklahoma State	2
San Francisco	2
Florida	2



**2017  
NCAA champions**

Jeffrey Camarati

Hugh Morton



**The Tar Heels hoist the 1993 NCAA championship trophy.**

J.D. Lyon Jr.



**Coby White and the Tar Heels were a No. 1 seed in the 2019 NCAA Tournament.**

**MOST NO. 1 SEEDS  
IN NCAA HISTORY**

- Carolina has been an NCAA Tournament No. 1 seed 17 times, including eight times under head coach Roy Williams.
- The Tar Heels have more No. 1 seeds (17) than any team in NCAA Tournament history (Duke and Kansas are second with 14 each).
- UNC earned a No. 1 seed in 1979, 1982, 1984, 1987, 1991, 1993, 1994, 1997, 1998, 2005, 2007, 2008, 2009, 2012, 2016, 2017 and 2019.
- The Tar Heels have advanced to the Final Four 10 times as a top seed.
- The Tar Heels won the national championship as a No. 1 seed in 1982, 1993, 2005, 2009 and 2017 and also reached the Final Four as a No. 1 seed in 1991, 1997, 1998, 2008 and 2016.
- Roy Williams has led teams to No. 1 seeds 13 times, the second-highest total of any coach. Duke's Mike Krzyzewski is first with 14.
- Carolina has beaten a No. 1 seed eight times, the third-most wins over No. 1 seeds in NCAA Tournament history.

# NCAA TOURNAMENT HISTORY

## CAROLINA VS. OPPONENTS IN THE NCAA TOURNAMENT

Opponent	Record	Last Time	Opponent	Record	Time
Air Force	1-0	2004	Missouri	1-0	2000
Alabama-Birmingham	1-0	1986	Mount St. Mary's	1-0	2008
Alabama	2-1	1992	Murray State	2-0	2006
Arizona	0-2	1997	Navy	1-1	1998
Arkansas	4-2	2017	New Mexico State	1-0	1975
Auburn	1-1	2019	New Orleans	1-0	1996
Boston College	2-1	1994	New York	1-0	1946
Butler	1-0	2017	North Texas	1-0	1988
California	1-0	1997	Northeastern	1-0	1991
Canisius	1-0	1957	Notre Dame	4-0	2016
Charlotte	1-0	1998	Oakland	1-0	2005
Cincinnati	1-0	1993	Ohio	1-0	2012
Colorado	1-0	1997	Ohio State	3-1	1992
Connecticut	1-0	1998	Oklahoma	2-0	2009
Creighton	1-0	2012	Oklahoma A&M	0-1	1946
Dartmouth	0-1	1941	Oregon	1-0	2017
Davidson	2-0	1969	Pennsylvania	2-1	1987
Dayton	0-1	1967	Penn State	0-1	2001
Drake	0-1	1969	Pittsburgh	1-1	1981
Dusquene	1-0	1969	Princeton	2-0	2001
East Carolina	1-0	1993	Providence	2-0	2016
Eastern Kentucky	1-0	2007	Purdue	1-1	1977
Eastern Michigan	1-0	1991	Radford	1-0	2009
Fairfield	1-0	1997	Rhode Island	1-0	1993
Florida	0-1	2000	San Francisco	0-1	1978
Florida Gulf Coast	1-0	2016	South Carolina	1-0	1972
Florida State	0-1	1972	Southern	1-0	1989
George Mason	0-1	2006	St. Bonaventure	1-0	1968
Georgetown	2-1	2007	SW Missouri St.	1-0	1990
Georgia	0-1	1983	Stanford	1-0	2000
Gonzaga	2-0	2017	Syracuse	2-2	2016
Harvard	1-0	2015	Temple	2-0	1991
Houston	1-1	1992	Tennessee	1-0	2000
Illinois	1-0	2005	Texas	0-1	2004
Indiana	1-2	2016	Texas A&M	0-2	2018
Iona	1-0	2019	Texas Southern	1-0	2017
Iowa State	2-1	2014	Texas Tech	0-1	1996
James Madison	2-0	1983	Tulsa	1-0	2000
Kansas	2-4	2013	UCLA	1-1	1989
Kansas State	1-0	1981	UNLV	1-0	1977
Kentucky	3-1	2017	USC	1-0	2007
Liberty	1-0	1994	Utah	2-1	1998
Lipscomb	1-0	2018	Vermont	1-0	2012
Long Island	1-0	2011	Villanova	5-2	2016
LSU	1-0	2009	Virginia	1-0	1981
Louisville	3-1	2008	Washington	2-0	2019
Loyola Marymount	1-0	1988	Washington State	1-0	2008
Marquette	1-1	2011	Weber State	0-1	1999
Miami (Ohio)	1-0	1992	Wisconsin	1-1	2015
Michigan	3-1	1993	Yale	1-0	1957
Michigan State	5-0	2009	<b>Total</b>	<b>126-47 (.728)</b>	
Middle Tennessee St	1-0	1985			

## HOW UNC PERFORMS (by seed)

Seed	W-L	Year(s)
1	63-12	1979, 1982, 1984, 1987, 1991, 1993, 1994, 1997, 1998, 2005, 2007, 2008, 2009, 2012, 2016, 2017, 2019
2	23-9	1981, 1983, 1985, 1988, 1989, 1995, 2001, 2011, 2018
3	3-4	1980, 1986, 1999, 2006
4	4-2	1992, 2015
6	3-3	1996, 2004, 2014
8	7-3	1990, 2000, 2013

## UNC VS. SEEDS IN NCAA TOURNAMENT PLAY

Seed	W-L	Last Faced (opponent)
1	8-4	2017 (Butler)
2	6-7	2017 (Kentucky)
3	7-6	2017 (Oregon)
4	7-5	2017 (Butler)
5	8-2	2019 (Auburn)
6	6-1	2005 (Notre Dame)
7	5-2	2018 (Texas A&M)
8	7-1	2017 (Arkansas)
9	12-2	2019 (Washington)
10	5-0	2016 (Syracuse)
11	5-1	2014 (Providence)
12	1-0	1991 (Eastern Michigan)
13	3-0	2015 (Harvard)
14	2-1	2006 (Murray State)
15	7-0	2018 (Lipscomb)
16	14-0	2019 (Iona)

## UNC'S WON-LOSS RECORD AT NCAA TOURNAMENT SITES

Site	Record	Last
Atlanta, Ga.	3-2	1989
Austin, Texas	4-0	2000
Birmingham, Ala.	5-1	2000
Charlotte, N.C.	12-1	2018
Cincinnati, Ohio	2-0	1992
College Park, Md.	6-0	1977
Columbus, Ohio	2-0	2019
Dallas, Texas	0-1	1990
Dayton, Ohio	1-2	2006
Denton, Texas	0-1	1980
Denver, Colo.	1-1	2004
Detroit, Mich.	2-0	2009
East Rutherford, N.J.	6-2	2007
El Paso, Texas	1-0	1981
Greensboro, N.C.	7-0	2012
Greenville, S.C.	2-0	2017
Hartford, Conn.	2-0	1998
Houston, Texas	1-2	2016
Indianapolis, Ind.	0-3	2000
Jacksonville, Fla.	2-0	2015
Kansas City, Mo.	3-2	2019
Landover, Md.	1-1	1994
Lexington, Ky.	0-2	1992
Los Angeles, Calif.	2-3	2015
Louisville, Ky.	0-4	1969
Madison, Wis.	0-2	1941
Memphis, Tenn.	4-0	2017
Morgantown, W.Va.	2-0	1972
Newark, N.J.	1-1	2011
New Orleans, La.	5-1	2001
New York, N.Y.	3-2	1959
Ogden, Utah	2-0	1986
Philadelphia, Pa.	5-1	2016
Phoenix, Ariz.	2-0	2017
Providence, R.I.	1-1	1975
Raleigh, N.C.	9-1	2016
Richmond, Va.	1-1	1996
St. Louis, Mo.	3-1	2012
Salt Lake City, Utah	4-0	1988
San Antonio, Texas	1-3	2014
Seattle, Wash.	1-3	1999
South Bend, Ind.	2-0	1985
Syracuse, N.Y.	7-1	2005
Tallahassee, Fla.	2-0	1995
Tempe, Ariz.	0-1	1978
Winston Salem, N.C.	6-0	2007
<b>Total</b>	<b>126-47 (.728)</b>	

## 2016 Final Four



**NCAA TOURNAMENT RESULTS**

YEAR	DATE	ROUND	OPPONENT (Seeds)	W/L	SCORE	SITE	ARENA
<b>Head Coach: Bill Lange (NCAA Tournament Record at UNC– 0-2)</b>							
1941	March 21	East Semifinal (Final 8)	Pittsburgh	L	20-26	Madison, Wis.	Wisconsin Field House
1941	March 22	East Consolation	Dartmouth	L	59-60	Madison, Wis.	Wisconsin Field House
<b>Head Coach: Ben Carnevale (NCAA Tournament Record at UNC– 2-1)</b>							
1946	March 21	East Semifinal (Final 8)	NYU	W	57-49	New York, N.Y.	Madison Square Garden
1946	March 23	FF- East Final (Final 4)	Ohio State	W (ot)	60-57	New York, N.Y.	Madison Square Garden
1946	March 26	FF- National Championship	Oklahoma A&M	L	40-43	New York, N.Y.	Madison Square Garden
<b>Head Coach: Frank McGuire (NCAA Tournament record at UNC– 5-1)</b>							
1957	March 12	East First	Yale	W	90-74	New York, N.Y.	Madison Square Garden
1957	March 15	East Semifinal	Canisius	W	87-75	Philadelphia, Pa.	Palestra
1957	March 16	East Final	Syracuse	W	67-58	Philadelphia, Pa.	Palestra
1957	March 22	FF- National Semifinal	Michigan State	W (3ot)	74-70	Kansas City, Mo.	Municipal Auditorium
1957	March 23	FF- National Championship	Kansas	W (3ot)	54-53	Kansas City, Mo.	Municipal Auditorium
1959	March 10	East First Round	Navy	L	63-76	New York, N.Y.	Madison Square Garden
<b>Head Coach: Dean Smith (NCAA Tournament Record at UNC– 65-27)</b>							
1967	March 17	East Semifinal	Princeton	W (ot)	78-70	College Park, Md.	Cole Field House
1967	March 18	East Final	Boston College	W	96-80	College Park, Md.	Cole Field House
1967	March 24	FF- National Semifinal	Dayton	L	62-76	Louisville, Ky.	Freedom Hall
1967	March 25	FF- National Consolation	Houston	L	62-84	Louisville, Ky.	Freedom Hall
1968	March 15	East Semifinal	St. Bonaventure	W	91-72	Raleigh, N.C.	Reynolds Coliseum
1968	March 16	East Final	Davidson	W	70-66	Raleigh, N.C.	Reynolds Coliseum
1968	March 22	FF- National Semifinal	Ohio State	W	80-66	Los Angeles, Calif.	Sports Arena
1968	March 23	FF- National Championship	UCLA	L	55-78	Los Angeles, Calif.	Sports Arena
1969	March 13	East Semifinal	Duquesne	W	79-78	College Park, Md.	Cole Field House
1969	March 15	East Final	Davidson	W	87-85	College Park, Md.	Cole Field House
1969	March 20	FF- National Semifinal	Purdue	L	65-92	Louisville, Ky.	Freedom Hall
1969	March 22	FF- National Consolation	Drake	L	84-104	Louisville, Ky.	Freedom Hall
1972	March 16	East Semifinal	South Carolina	W	92-69	Morgantown, W. Va.	WVU Coliseum
1972	March 18	East Final	Penn	W	73-59	Morgantown, W. Va.	WVU Coliseum
1972	March 23	FF- National Semifinal	Florida State	L	75-79	Los Angeles, Calif.	Sports Arena
1972	March 25	FF- National Consolation	Louisville	W	105-91	Los Angeles, Calif.	Sports Arena
1975	March 15	East First	New Mexico State	W	93-69	Charlotte, N.C.	Charlotte Coliseum
1975	March 20	East Semifinal	Syracuse	L	76-78	Providence, R.I.	Providence Civic Center
1975	March 22	East Consolation	Boston College	W	110-90	Providence, R.I.	Providence Civic Center
1976	March 13	Mideast First	Alabama	L	64-79	Dayton, Ohio	Univ. of Dayton Arena
1977	March 12	East First	Purdue	W	69-66	Raleigh, N.C.	Reynolds Coliseum
1977	March 17	East Semifinal	Notre Dame	W	79-77	College Park, Md.	Cole Field House
1977	March 19	East Final	Kentucky	W	79-72	College Park, Md.	Cole Field House
1977	March 26	FF- National Semifinal	UNLV	W	84-83	Atlanta, Ga.	Omni
1977	March 28	FF- National Championship	Marquette	L	59-67	Atlanta, Ga.	Omni
1978	March 11	West First	San Francisco	L	64-68	Tempe, Ariz.	Univ. Activities Center
1979	March 11	East Second	Penn (1/9)	L	71-72	Raleigh, N.C.	Reynolds Coliseum
1980	March 9	Midwest Second	Texas A&M (3/6)	L (2ot)	61-78	Denton, Texas	NTSU Coliseum
1981	March 15	West Second	Pittsburgh (2/10)	W	74-57	El Paso, Texas	Special Events Center
1981	March 19	West Semifinal	Utah (2/3)	W	61-56	Salt Lake City, Utah	Special Events Center
1981	March 21	West Final	Kansas State (2/8)	W	82-68	Salt Lake City, Utah	Special Events Center
1981	March 28	FF- National Semifinal	Virginia (2/1)	W	78-65	Philadelphia, Pa.	Spectrum
1981	March 30	FF- National Championship	Indiana (2/3)	L	50-63	Philadelphia, Pa.	Spectrum
1982	March 13	East Second	James Madison (1/9)	W	52-50	Charlotte, N.C.	Charlotte Coliseum
1982	March 19	East Semifinal	Alabama (1/4)	W	74-69	Raleigh, N.C.	Reynolds Coliseum
1982	March 21	East Final	Villanova (1/3)	W	70-60	Raleigh, N.C.	Reynolds Coliseum
1982	March 27	FF- National Semifinal	Houston (1/6)	W	68-63	New Orleans, La.	Superdome
1982	March 29	FF- National Championship	Georgetown (1/1)	W	63-62	New Orleans, La.	Superdome
1983	March 19	East Second	James Madison (2/10)	W	68-49	Greensboro, N.C.	Greensboro Coliseum
1983	March 25	East Semifinal	Ohio State (2/3)	W	64-51	Syracuse, N.Y.	Carrier Dome
1983	March 27	East Final	Georgia (2/4)	L	77-82	Syracuse, N.Y.	Carrier Dome
1984	March 17	East Second	Temple (1/8)	W	77-66	Charlotte, N.C.	Charlotte Coliseum
1984	March 22	East Semifinal	Indiana (1/4)	L	68-72	Atlanta, Ga.	Omni
1985	March 14	Southeast First	Middle Tennessee State (2/15)	W	76-57	South Bend, Ind.	Joyce Athletic Center
1985	March 16	Southeast Second	Notre Dame (2/7)	W	60-58	South Bend, Ind.	Joyce Athletic Center
1985	March 22	Southeast Semifinal	Auburn (2/11)	W	62-56	Birmingham, Ala.	Jefferson Coliseum
1985	March 24	Southeast Final	Villanova (2/8)	L	44-56	Birmingham, Ala.	Jefferson Coliseum
1986	March 13	West First	Utah (3/14)	W	84-72	Ogden, Utah	Dee Events Center
1986	March 15	West Second	Alabama-Birmingham (3/6)	W	77-59	Ogden, Utah	Dee Events Center
1986	March 20	West Semifinal	Louisville (3/2)	L	79-94	Houston, Texas	Summit
1987	March 12	East First	Penn (1/16)	W	113-82	Charlotte, N.C.	Charlotte Coliseum
1987	March 14	East Second	Michigan (1/9)	W	109-97	Charlotte, N.C.	Charlotte Coliseum
1987	March 19	East Semifinal	Notre Dame (1/5)	W	74-68	East Rutherford, N.J.	Meadowlands
1987	March 21	East Final	Syracuse (1/2)	L	75-79	East Rutherford, N.J.	Meadowlands
1988	March 17	West First	North Texas State (2/15)	W	83-65	Salt Lake City, Utah	Huntsman Center
1988	March 19	West Second	Loyola Marymount (2/10)	W	123-97	Salt Lake City, Utah	Huntsman Center
1988	March 25	West Semifinal	Michigan (2/3)	W	78-69	Seattle, Wash.	Kingdome
1988	March 27	West Final	Arizona (2/1)	L	52-70	Seattle, Wash.	Kingdome
1989	March 17	Southeast First	Southern (2/15)	W	93-79	Atlanta, Ga.	Omni
1989	March 19	Southeast Second	UCLA (2/7)	W	88-81	Atlanta, Ga.	Omni
1989	March 23	Southeast Semifinal	Michigan (2/3)	L	87-92	Lexington, Ky.	Rupp Arena
1990	March 15	Midwest First	SW Missouri State (8/9)	W	83-70	Austin, Texas	Erwin Center
1990	March 17	Midwest Second	Oklahoma (8/1)	W	79-77	Austin, Texas	Erwin Center
1990	March 22	Midwest Semifinal	Arkansas (8/4)	L	73-96	Dallas, Texas	Reunion Arena

## NCAA TOURNAMENT RESULTS

YEAR	DATE	ROUND	OPPONENT (Seeds)	W/L	SCORE	SITE	ARENA
1991	March 15	East First	Northeastern (1/16)	W	101-66	Syracuse, N.Y.	Carrier Dome
1991	March 17	East Second	Villanova (1/9)	W	84-69	Syracuse, N.Y.	Carrier Dome
1991	March 22	East Semifinal	Eastern Michigan (1/12)	W	93-67	East Rutherford, N.J.	Meadowlands
1991	March 24	East Final	Temple (1/10)	W	75-72	East Rutherford, N.J.	Meadowlands
1991	March 30	FF- National Semifinal	Kansas (1/3)	L	73-79	Indianapolis, Ind.	Hoosier Dome
1992	March 19	Southeast First	Miami (Ohio) (4/13)	W	68-63	Cincinnati, Ohio	Riverfront Coliseum
1992	March 21	Southeast Second	Alabama (4/5)	W	64-55	Cincinnati, Ohio	Riverfront Coliseum
1992	March 27	Southeast Semifinal	Ohio State (4/1)	L	73-80	Lexington, Ky.	Rupp Arena
1993	March 18	East First	East Carolina (1/16)	W	85-65	Winston-Salem, N.C.	Joel Coliseum
1993	March 20	East Second	Rhode Island (1/8)	W	112-67	Winston-Salem, N.C.	Joel Coliseum
1993	March 26	East Semifinal	Arkansas (1/4)	W	80-74	East Rutherford, N.J.	Meadowlands
1993	March 28	East Final	Cincinnati (1/2)	W (ot)	75-68	East Rutherford, N.J.	Meadowlands
1993	April 3	FF- National Semifinal	Kansas (1/2)	W	78-68	New Orleans, La.	Superdome
1993	April 5	FF- National Championship	Michigan (1/1)	W	77-71	New Orleans, La.	Superdome
1994	March 18	East First	Liberty (1/16)	W	71-51	Landover, Md.	US Air Arena
1994	March 20	East Second	Boston College (1/9)	L	72-75	Landover, Md.	US Air Arena
1995	March 17	Southeast First	Murray State (2/15)	W	80-70	Tallahassee, Fla.	Leon County CC
1995	March 19	Southeast Second	Iowa State (2/7)	W	73-51	Tallahassee, Fla.	Leon County CC
1995	March 23	Southeast Semifinal	Georgetown (2/6)	W	74-64	Birmingham, Ala.	Jefferson Civic Center
1995	March 25	Southeast Final	Kentucky (2/1)	W	74-61	Birmingham, Ala.	Jefferson Civic Center
1995	April 1	FF- National Semifinal	Arkansas (2/2)	L	68-75	Seattle, Wash.	Kingdome
1996	March 15	East First	New Orleans (6/11)	W	83-62	Richmond, Va.	Richmond Coliseum
1996	March 17	East Second	Texas Tech (6/3)	L	73-92	Richmond, Va.	Richmond Coliseum
1997	March 13	East First	Fairfield (1/16)	W	82-74	Winston-Salem, N.C.	Joel Coliseum
1997	March 15	East Second	Colorado (1/9)	W	73-56	Winston-Salem, N.C.	Joel Coliseum
1997	March 21	East Semifinal	California (1/5)	W	63-57	Syracuse, N.Y.	Carrier Dome
1997	March 23	East Final	Louisville (1/6)	W	97-74	Syracuse, N.Y.	Carrier Dome
1997	March 29	FF- National Semifinal	Arizona (1/4)	L	58-66	Indianapolis, Ind.	RCA Dome
<b>Head Coach: Bill Guthridge (NCAA Tournament Record at UNC– 8-3)</b>							
1998	March 12	East First	Navy (1/16)	W	88-52	Hartford, Conn.	Hartford Civic Center
1998	March 14	East Second	UNC Charlotte (1/8)	W (ot)	93-83	Hartford, Conn.	Hartford Civic Center
1998	March 19	East Semifinal	Michigan State (1/4)	W	73-58	Greensboro, N.C.	Greensboro Coliseum
1998	March 21	East Final	Connecticut (1/2)	W	75-64	Greensboro, N.C.	Greensboro Coliseum
1998	March 28	FF- National Semifinal	Utah (1/2)	L	59-66	San Antonio, Texas	Alamodome
1999	March 11	West First	Weber State (3/14)	L	74-76	Seattle, Wash.	Key Arena
2000	March 17	South First	Missouri (8/9)	W	84-70	Birmingham, Ala.	Jefferson Civic Center
2000	March 19	South Second	Stanford (8/1)	W	60-53	Birmingham, Ala.	Jefferson Civic Center
2000	March 24	South Semifinal	Tennessee (8/4)	W	74-69	Austin, Texas	Erwin Center
2000	March 26	South Final	Tulsa (8/7)	W	59-55	Austin, Texas	Erwin Center
2000	April 3	FF- National Semifinal	Florida (8/5)	L	59-71	Indianapolis, Ind.	RCA Dome
<b>Head Coach: Matt Doherty (NCAA Tournament Record at UNC– 1-1)</b>							
2001	March 16	South First	Princeton (2/15)	W	70-48	New Orleans, La.	Superdome
2001	March 18	South Second	Penn State (2/7)	L	74-82	New Orleans, La.	Superdome
<b>Head Coach: Roy Williams (NCAA Tournament Record at UNC– 45-12)</b>							
2004	March 18	South First	Air Force (6/11)	W	63-52	Denver, Colo.	Pepsi Center
2004	March 20	South Second	Texas (6/3)	L	75-78	Denver, Colo.	Pepsi Center
2005	March 18	East First	Oakland (Mich.) (1/16)	W	96-68	Charlotte, N.C.	Charlotte Coliseum
2005	March 20	East Second	Iowa State (1/8)	W	92-65	Charlotte, N.C.	Charlotte Coliseum
2005	March 25	East Semifinal	Villanova (1/5)	W	67-66	Syracuse, N.Y.	Carrier Dome
2005	March 27	East Final	Wisconsin (1/6)	W	88-82	Syracuse, N.Y.	Carrier Dome

Rich Clarkson




Dean Smith led the Tar Heels to three straight Final Fours in 1967-68-69.

Hugh Morton



Seniors Jimmy Black and Chris Brust celebrate the 1982 NCAA championship.



Rick Fox and the 1991 Tar Heels reached one of Dean Smith's 11 Final Fours.

Allsport



Vince Carter helped UNC to back-to-back Final Fours in 1997 and 1998.

**NCAA TOURNAMENT RESULTS**

YEAR	DATE	ROUND	OPPONENT (Seeds)	W/L	SCORE	SITE	ARENA
2005	April 2	FF- National Semifinal	Michigan State (1/5)	W	87-71	St. Louis, Mo.	Edward Jones Dome
2005	April 4	FF- National Championship	Illinois (1/1)	W	75-70	St. Louis, Mo.	Edward Jones Dome
2006	March 17	East First	Murray State (3/14)	W	69-65	Dayton, Ohio	Univ. of Dayton Arena
2006	March 19	East Second	George Mason (3/11)	L	60-65	Dayton, Ohio	Univ. of Dayton Arena
2007	March 15	East First	Eastern Kentucky (1/16)	W	86-65	Winston-Salem, N.C.	Joel Coliseum
2007	March 17	East Second	Michigan State (1/9)	W	81-67	Winston-Salem, N.C.	Joel Coliseum
2007	March 23	East Semifinal	Southern California (1/5)	W	74-64	East Rutherford, N.J.	Meadowlands
2007	March 25	East Final	Georgetown (1/2)	L (ot)	84-96	East Rutherford, N.J.	Meadowlands
2008	March 21	East First	Mount St. Mary's (1/16)	W	113-74	Raleigh, N.C.	RBC Center
2008	March 23	East Second	Arkansas (1/9)	W	108-77	Raleigh, N.C.	RBC Center
2008	March 27	East Semifinal	Washington State (1/4)	W	68-47	Charlotte, N.C.	Bobcats Arena
2008	March 29	East Final	Louisville (1/3)	W	83-73	Charlotte, N.C.	Bobcats Arena
2008	April 5	FF- National Semifinal	Kansas (1/1)	L	66-84	San Antonio, Texas	Alamodome
2009	March 19	South First	Radford (1/16)	W	101-58	Greensboro, N.C.	Greensboro Coliseum
2009	March 21	South Second	LSU (1/8)	W	84-70	Greensboro, N.C.	Greensboro Coliseum
2009	March 27	South Semifinal	Gonzaga (1/4)	W	98-77	Memphis, Tenn.	FedExForum
2009	March 29	South Final	Oklahoma (1/2)	W	72-60	Memphis, Tenn.	FedExForum
2009	April 4	FF- National Semifinal	Villanova (1/3)	W	83-69	Detroit, Mich.	Ford Field
2009	April 6	FF-National Championship	Michigan State (1/2)	W	89-72	Detroit, Mich.	Ford Field
2011	March 18	East First	Long Island University (2/15)	W	102-87	Charlotte, N.C.	Time Warner Cable Arena
2011	March 20	East Second	Washington (2/7)	W	86-83	Charlotte, N.C.	Time Warner Cable Arena
2011	March 25	East Semifinal	Marquette (2/11)	W	81-63	Newark, N.J.	Prudential Center
2011	March 27	East Final	Kentucky (2/4)	L	69-76	Newark, N.J.	Prudential Center
2012	March 16	Midwest First	Vermont (1/16)	W	77-58	Greensboro, N.C.	Greensboro Coliseum
2012	March 18	Midwest Second	Creighton (1/8)	W	87-73	Greensboro, N.C.	Greensboro Coliseum
2012	March 23	Midwest Semifinal	Ohio (1/13)	W (ot)	73-65	St. Louis, Mo.	Edward Jones Dome
2012	March 25	Midwest Final	Kansas (1/2)	L	67-80	St. Louis, Mo.	Edward Jones Dome
2013	March 22	South First	Villanova (8/9)	W	78-71	Kansas City, Mo.	Sprint Center
2013	March 24	South Second	Kansas (8/1)	L	58-70	Kansas City, Mo.	Sprint Center
2014	March 21	East First	Providence (6/11)	W	79-77	San Antonio, Texas	AT&T Center
2014	March 23	East Second	Iowa State (6/3)	L	83-85	San Antonio, Texas	AT&T Center
2015	March 19	West First	Harvard (4/13)	W	67-65	Jacksonville, Fla.	Veterans Memorial Arena
2015	March 21	West Second	Arkansas (4/5)	W	87-78	Jacksonville, Fla.	Veterans Memorial Arena
2015	March 26	West Semifinal	Wisconsin (4/1)	L	72-79	Los Angeles, Calif.	STAPLES Center
2016	March 17	East First	Florida Gulf Coast (1/16)	W	83-67	Raleigh, N.C.	PNC Arena
2016	March 19	East Second	Providence (1/9)	W	85-66	Raleigh, N.C.	PNC Arena
2016	March 25	East Semifinal	Indiana (1/5)	W	101-86	Philadelphia, Pa.	Wells Fargo Center
2016	March 27	East Final	Notre Dame (1/6)	W	88-74	Philadelphia, Pa.	Wells Fargo Center
2016	April 2	FF - National Semifinal	Syracuse (1/10)	W	83-66	Houston, Texas	NRG Stadium
2016	April 4	FF - National Championship	Villanova (1/2)	L	74-77	Houston, Texas	NRG Stadium
2017	March 17	South First	Texas Southern (1/16)	W	103-64	Greenville, S.C.	Bon Secours Wellness Arena
2017	March 19	South Second	Arkansas (1/8)	W	72-65	Greenville, S.C.	Bon Secours Wellness Arena
2017	March 24	South Semifinal	Butler (1/4)	W	92-80	Memphis, Tenn.	FedExForum
2017	March 26	South Final	Kentucky (1/2)	W	75-73	Memphis, Tenn.	FedExForum
2017	April 1	FF - National Semifinal	Oregon (1/3)	W	77-76	Phoenix, Ariz.	University of Phoenix Stadium
2017	April 3	FF - National Championship	Gonzaga (1/2)	W	71-65	Phoenix, Ariz.	University of Phoenix Stadium
2018	March 16	West First	Lipscomb (2/15)	W	84-66	Charlotte, N.C.	Spectrum Center
2018	March 18	West Second	Texas A&M (2/7)	L	65-86	Charlotte, N.C.	Spectrum Center
2019	March 22	Midwest First	Iona (1/16)	W	88-73	Columbus, Ohio	Nationwide Arena
2019	March 24	Midwest Second	Washington (1/9)	W	81-59	Columbus, Ohio	Nationwide Arena
2019	March 29	Midwest Semifinal	Auburn (1/5)	L	80-97	Kansas City, Mo.	Sprint Center

Tom Copeland/Greensboro News & Record



Ed Cota (left) and Joseph Forte led No. 8 seed Carolina on a run to the 2000 Final Four.



The 2009 Tar Heels visited with President Barack Obama at The White House.

J.D. Lyon Jr.



Roy Williams & Brice Johnson reached the 2016 NCAA title game.

Jeffrey Camarati



Isaiah Hicks and the Tar Heels won the 2017 NCAA title in Phoenix.

## NCAA TOURNAMENT TEAM RECORDS

### Most Points

123 vs. Loyola Marymount, 1988 West 2nd  
113 vs. Mount St. Mary's, 2008 East 1st  
113 vs. Pennsylvania, 1987 East 1st

### Fewest Points

20 vs. Pittsburgh, 1941 East Semifinal  
40 vs. Oklahoma A&M, 1946 NCAA Final

### Most Points in a Half

65 vs. Loyola Marymount (1st), 1988 West 2nd  
62 vs. Rhode Island (2nd), 1993 East 2nd

### Fewest Points in a Half

8 vs. Pittsburgh (2nd half), 1941 East Semifinal  
12 vs. Pittsburgh (1st half), 1941 East Semifinal

### Largest Winning Margin

45 vs. Rhode Island (112-67), 1993 East 2nd  
43 vs. Radford (101-58), 2009 South 1st

### Largest Margin in a Loss

27 vs. Purdue (65-92), 1969 NCAA Semifinal  
23 vs. UCLA (55-78), 1968 NCAA Final  
23 vs. Arkansas (73-96), 1990 Midwest Semifinal

### Most Points, Both Teams Combined

220 – UNC 123, Loyola Marymount 97, 1988 West 2nd  
206 – UNC 109, Michigan 97, 1987 East 2nd

### Fewest Points, Both Teams Combined

46 – Pittsburgh 26, UNC 20, 1941 East Semifinal  
83 – Oklahoma A&M 43, UNC 40, 1946 NCAA Final

### Most Field Goals

49 vs. Loyola Marymount, 1988 West 2nd  
44 vs. Arkansas, 2008 East 2nd  
44 vs. Boston College, 1975 East 3rd Place

### Fewest Field Goals

13 vs. Oklahoma A&M, 1946 NCAA Final  
17 vs. Syracuse, 1957 East Final

### Most Field Goals Attempted

91 vs. Ohio State, 1946 East Final  
88 vs. Michigan State, 1957 NCAA Semifinal

### Fewest Field Goals Attempted

38 vs. James Madison, 1983 East 2nd  
38 vs. James Madison, 1982 East 2nd  
38 vs. Kentucky, 1977 East Final

### Highest Field Goal Percentage

.790 vs. Loyola Marymount (49-62), 1988 West  
.677 vs. Arkansas (44-65), 2008 East 2nd

### Lowest Field Goal Percentage

.253 vs. Ohio State (23-91), 1946 East Final  
.282 vs. Houston (24-85), 1967 NCAA 3rd Place

### Highest Field Goal Percentage in a Half (70 percent or higher)

.800 vs. Loyola Marymount, 1st half (24-30), 1988 West 2nd  
.781 vs. Loyola Marymount, 2nd half (25-32), 1988 West 2nd

### Lowest Field Goal Percentage in a Half

.226 vs. Kansas, 2nd half (7 of 31), 2012 Midwest Final  
.244 vs. Houston, 1st half (10 of 41), 1967 NCAA 3rd Place

### Most Three-Point Field Goals Made

12 vs. Oakland, 2005 Syracuse 1st  
11 on five occasions, most recently vs. Villanova, 2016 NCAA final

### Fewest Three-Point Field Goals Made

0 vs. Alabama, 1992 Southeast 2nd  
1 on three occasions, most recently vs. Liberty, 1994 East 1st

### Most Three-Point Field Goal Attempts

31 vs. Texas A&M, 2018 West 2nd  
30 vs. George Mason, 2006 East 2nd  
28 on three occasions, most recently vs. Auburn, 2019 Midwest Semifinal

### Fewest Three-Point Field Goal Attempts

6 vs. Liberty, 1994 East 1st  
6 vs. Alabama, 1992 Southeast 2nd  
6 vs. SW Missouri State, 1990 Midwest 1st

### Highest Three-Point FG Percentage (min. 7 attempts)

.714 vs. Harvard (5-7), 2015 West 1st  
.714 vs. Kansas (5-7), 1993 NCAA Semifinal  
.700 vs. Oklahoma (7-10), 1990 Midwest 2nd

### Lowest Three-Point FG Percentage (min. 10 attempts)

.118 vs. Kansas (2-17), 2012 Midwest Final  
.130 vs. Utah (3-23), 1998 NCAA Semifinal

### Most Free Throws Made

33 on four occasions, most recently vs. Pennsylvania, 1987 East 1st  
32 vs. Princeton, 1967 East Semifinal

### Fewest Free Throws Made

2 vs. Utah, 1998 NCAA Semifinal  
4 on three occasions, most recently vs. George Mason, 2006 East 2nd

### Most Free Throws Attempted

45 vs. Pennsylvania, 1987 East 1st  
45 vs. Syracuse, 1957 East Final  
44 vs. Louisville, 1972 NCAA 3rd Place

### Fewest Free Throws Attempted

4 vs. George Mason, 2006 East 2nd  
6 vs. San Francisco, 1978 West 2nd

### Highest Free Throw Percentage (min. 10 attempts)

.938 vs. Oklahoma (15-16), 2009 South Final  
.917 vs. Kentucky (33-36), 1977 East Final

### Lowest Free Throw Percentage (min. 10 attempts)

.483 vs. Ohio State (14-29), 1946 East Final  
.522 vs. James Madison (12-23), 1982 East 2nd

### Lowest Free Throw Percentage (min. 30 attempts)

.595 vs. Villanova (22-37), 2009 NCAA Semifinal  
.595 vs. Iowa State (22-37), 1995 Southeast 2nd

### Most Rebounds

64 vs. Princeton, 1967 East Semifinal  
63 vs. Ohio, 2012 Midwest Semifinal

### Fewest Rebounds

20 vs. James Madison, 1982 East 2nd  
21 vs. Notre Dame, 1987 East Semifinal

### Largest Rebound Margin

33 vs. Ohio (63-30), 2012 Midwest Semifinal  
27 vs. Texas Southern (54-27), 2017 South 1st

### Most Personal Fouls

36 vs. Texas A&M, 1980 Midwest 2nd  
27 on three occasions, most recently vs. Kansas, 1991 NCAA Semifinal

### Fewest Personal Fouls

8 vs. Creighton, 2012 Midwest 2nd  
9 vs. Washington, 2011 East 2nd

### Most Assists

36 vs. Boston College, 1975 East 3rd Place  
36 vs. Loyola Marymount, 1988 West 2nd  
30 vs. Penn, 1987 East 1st

### Fewest Assists

4 vs. Texas A&M, 1980 Midwest 2nd  
7 vs. Kansas, 2008 NCAA Semifinal  
7 vs. Dayton, 1967 NCAA Semifinal

### Most Turnovers

36 vs. Drake, 1969 NCAA 3rd Place  
30 vs. Louisville, 1972 NCAA 3rd Place



Joel Berry II and UNC protected the ball and committed just four turnovers in the 2017 NCAA championship game vs. Gonzaga.

### Fewest Turnovers

2 vs. Fairfield, 1997 East 2nd  
4 vs. Gonzaga, 2017 NCAA Final  
4 vs. Wisconsin, 2015 West Semifinal

### Most Blocked Shots

11 vs. Georgetown, 1995 Southeast Semifinal  
10 on five occasions, most recently vs. Florida Gulf Coast, 2016 East 1st

### Fewest Blocked Shots

0 on seven occasions, most recently vs. Iona, 2019 Midwest 1st

### Most Steals

16 vs. Alabama, 1976 Midwest 1st  
15 vs. Kansas, 2013 South 2nd  
15 vs. New Mexico State, 1975 East 1st

### Fewest Steals

1 vs. Michigan State, 1998 East Semifinal  
1 vs. Loyola Marymount, 1988 West 2nd

### Most Overtimes Played

3 vs. Kansas, 1957 NCAA Final (UNC won, 54-53)  
3 vs. Michigan State, 1957 NCAA Semifinal (UNC won, 74-70)  
2 vs. Texas A&M, 1980 Midwest 2nd (Texas A&M won, 61-78)

### Largest Halftime Lead

29 vs. Rhode Island, 1993 East 2nd (UNC led 50-21, won 112-67)  
26 vs. Oakland, 2005 East 1st (UNC led 59-33, won 96-68)

### Largest Halftime Deficit

19 vs. Houston, 1967 NCAA 3rd Place (Houston led 23-42, won 62-84)  
17 vs. Kansas, 2008 NCAA Semifinal (KU led 27-44, won 66-84)

### Largest Halftime Lead in a Carolina Loss

9 vs. Kansas, 2013 South 2nd (UNC led 30-21, Kansas won 58-70)

7 vs. George Mason, 2006 East 2nd (UNC led 27-20, GMU won 60-65)

### Largest Halftime Deficit in a Carolina Win

10 vs. Notre Dame, 1977 East Semifinal (ND led 30-40, UNC won 79-77)  
9 vs. Southern California, 2007 East Semifinal (USC led 33-42, UNC won 74-64)

## NCAA TOURNAMENT INDIVIDUAL RECORDS

### Points (30 or more points)

39 – Al Wood vs. Virginia, 1981 NCAA Semifinal
39 – Lennie Rosenbluth vs. Canisius, 1957 East Semifinal
36 – Mitch Kupchak vs. Boston College, 1975 East 3rd Place
35 – Charlie Scott vs. Drake, 1969 NCAA 3rd Place
33 – Tyler Hansbrough vs. Michigan State, 2007 East 2nd
32 – Tyler Zeller vs. Long Island, 2011 East 1st
32 – Shammond Williams vs. UNC Charlotte, 1998 East 2nd
32 – Charlie Scott vs. Davidson, 1969 East Final
31 – J.R. Reid vs. Notre Dame, 1987 East Semifinal
31 – Mike O’Koren vs. UNLV, 1977 NCAA Semifinal
31 – Bobby Lewis vs. Boston College, 1967 East Final
31 – George Glamack vs. Dartmouth, 1941 East Consolation
30 – Robert McAdoo vs. Louisville, 1972 NCAA 3rd Place

### Field Goals Made

16 – Charlie Scott vs. Drake, 1969 NCAA 3rd Place (16 of 26)
15 – J.R. Reid vs. Notre Dame, 1987 East Semifinal (15 of 18)
15 – Lennie Rosenbluth vs. Canisius, 1957 East 1st (15 of 30)
14 on four occasions, most recently by Al Wood vs. Virginia, 1981 NCAA Semifinal (14 of 19)

### Field Goal Attempts

42 – Lennie Rosenbluth vs. Michigan State, 1957 NCAA Semifinal
30 – Lennie Rosenbluth vs. Canisius, 1957 East 1st
26 – Charlie Scott vs. Drake, 1969 NCAA 3rd Place
23 on four occasions, most recently by Rashad McCants vs. Texas, 2004 South 2nd

### Three-Point Field Goals Made

6 – Marcus Paige vs. Indiana, 2016 East Semifinal (6 of 9)
6 – Shammond Williams vs. UNC Charlotte, 1998 East 2nd (6 of 9)
5 on 14 occasions, most recently by Justin Jackson vs. Texas Southern, 2017 South 1st (5 of 8)

### Three-Point Field Goal Attempts

13 – Joel Berry II vs. Gonzaga, 2017 NCAA Final
12 – Rashad McCants vs. Texas, 2004 South 2nd
12 – Ademola Okulaja vs. Weber State, 1999 West 1st
12 – Donald Williams vs. Arkansas, 1995 NCAA Semifinal
11 – Kenny Smith vs. Syracuse, 1987 East Final

### Highest Three-Point Percentage (min. 5 made)

1.000 – Hubert Davis vs. Eastern Michigan, 1991 East Semifinal (5 of 5)
.714 – on four occasions, most recently by Wayne Ellington vs. Villanova, 2009 NCAA Semifinal (5 of 7)

### Free Throws Made

15 – Ty Lawson vs. Michigan State, 2009 NCAA Final (15 of 18)
14 – Tyler Zeller vs. Long Island, 2011 East 1st (14 of 19)
14 – Tyler Hansbrough vs. Georgetown, 2007 East Final (14 of 16)
14 – Tommy Kearns vs. Syracuse, 1957 East Final (14 of 19)
13 – John Kuester vs. Kentucky, 1977 East Final (13 of 14)
13 – Tyler Hansbrough vs. Michigan State, 2007 East 2nd (13 of 17)

### Free Throw Attempts

19 – Tyler Zeller vs. Long Island, 2011 East 1st
19 – Tommy Kearns vs. Syracuse, 1957 East Final
18 – Ty Lawson vs. Michigan State, 2009 NCAA Final
17 – Ty Lawson vs. Villanova, 2009 NCAA Semifinal
17 – Tyler Hansbrough vs. Michigan State, 2007 East 2nd

### Highest Free Throw Percentage (min. 10 made)

1.000 – Tyler Hansbrough vs. Radford, 2009 1st (12 of 12)
1.000 – Hubert Davis vs. Miami (Ohio), 1992 Southeast 1st (11 of 11)
1.000 – Phil Ford vs. Syracuse, 1975 East Semifinal (10 of 10)

### Rebounds

22 – Tyler Zeller vs. Ohio, 2012 Midwest Semifinal
19 – Robert McAdoo vs. Louisville, 1972 NCAA 3rd Place
19 – Lennie Rosenbluth vs. Yale, 1957 East 1st
18 – Mike O’Koren vs. Texas A&M, 1980 Midwest 2nd
18 – Rusty Clark vs. Boston College, 1967 East Semifinal

### Assists

14 – Kendall Marshall vs. Washington, 2011 East 2nd
12 – Kenny Smith vs. Notre Dame, 1987 East Semifinal
11 – on five occasions, most recently by Theo Pinson vs. Texas A&M, 2018 West 2nd

### Turnovers

11 – Eddie Fogler vs. Drake, 1969 NCAA 3rd Place
9 – Phil Ford vs. UNLV, 1977 NCAA Semifinal
9 – Lee Dedmon vs. Drake, 1969 NCAA 3rd place

### Blocked Shots

8 – Brice Johnson vs. Florida Gulf Coast, 2016 East 1st
6 – John Henson vs. Long Island, 2011 East 1st
6 – Rasheed Wallace vs. Georgetown, 1995 Southeast Semifinal
6 – Warren Martin vs. Middle Tennessee State, 1985 Southeast 1st
5 – John Henson vs. Marquette, 2011 East Semifinal
5 – Brandon Wright vs. Eastern Kentucky, 2007 East 1st

### Steals

8 – Ty Lawson vs. Michigan State, 2009 NCAA Final
6 – George Lynch vs. Cincinnati, 1993 East Final
5 – Justin Jackson vs. Arkansas, 2017 South 2nd
5 – Marcus Paige vs. Arkansas, 2015 West 2nd
5 – Marcus Paige vs. Kansas, 2013 South 2nd
5 – Dave Hanners vs. Alabama, 1976 Mideast 1st

### Double-Doubles, Points/Rebounds (Career)

8 – Antawn Jamison
6 – Rusty Clark, Tyler Hansbrough, Sam Perkins
5 – Brad Daugherty, John Henson, George Lynch
4 – Pete Brennan, Larry Miller, Rasheed Wallace, Sean May

### Double-Doubles, Points/Rebounds (One Tournament)

5 – Antawn Jamison (1998 vs. Navy, UNC Charlotte, Michigan State, Connecticut and Utah)
4 – Pete Brennan (1957 vs. Yale, Canisius, Michigan State and Kansas)
4 – George Lynch (1993 vs. Arkansas, Cincinnati, Kansas and Michigan)
4 – Sean May (2005 vs. Iowa State, Villanova, Wisconsin and Illinois)

### Double-Doubles, Points and Assists (Career)

3 – Kendall Marshall (one in 2011, in consecutive games in 2012)
2 – Steve Bucknall (in consecutive games vs. Southern and UCLA, 1989)
1 – Phil Ford
1 – Jimmy Black
1 – Kenny Smith
1 – Jeff McInnis
1 – Ed Cota



J.D. Lyon Jr.

Tyler Hansbrough scored 33 points vs. Michigan State with a broken nose in 2007.



Bob Dornan

Tyler Zeller scored 32 points and sank 14 free throws versus Long Island in the 2011 second round.



Jeffrey Camarati

Kennedy Meeks had 25 points and 14 rebounds in the 2017 NCAA semifinal vs. Oregon.

# CAROLINA IN THE ACC TOURNAMENT

- Carolina has won 18 Atlantic Coast Conference Tournament championships and played in the championship game a record 35 times.

- The Tar Heels have a 101-47 record in the ACC Tournament, second-most in history. UNC and Duke have combined to win 39 of the 66 championships (21 by Duke, 18 by Carolina).

- Dean Smith was the first coach to win 13 ACC Tournaments. Smith's teams were 58-23 and played in the championship game 21 times.

- Roy Williams is 26-13 with three titles and eight appearances in the championship game in 16 seasons.

- The Tar Heels have earned the No. 1 seed a record 26 times. Duke is second with 17 No. 1 seeds.

- Carolina is one of only two schools that have won three consecutive ACC regular-season titles and ACC Tournament championships. UNC did so in 1967-68-69.

- Roy Williams is one of eight coaches to win back-to-back ACC Tournament titles and one of seven to win at least three Tournaments.

- A Tar Heel has won the Most Valuable Player award 19 times – Lennie Rosenbluth (1957), Larry Miller (1967, 1968), Charles Scott (1969), Lee Dedmon (1971), Robert McAdoo (1972), Phil Ford (1975), John Kuester (1977), Dudley Bradley (1979), Sam Perkins (1981), James Worthy (1982), J.R. Reid (1989), Rick Fox (1991), Jerry Stackhouse (1994), Shammond Williams (1997), Antawn Jamison (1998), Brandan Wright (2007), Tyler Hansbrough (2008) and Joel Berry II (2016).

## 1957

Frank McGuire's eventual national champions ran the table in the regular season, winning all 14 games. That year marked the first time UNC reached the conference tournament final since the 1947 Southern Conference Tournament. The Tar Heels held off Wake Forest, 61-59, in the semifinal and defeated South Carolina by 20 to earn their first ACC championship. In the semifinal, Wake Forest took a one-point lead with less than a minute to play, but National Player of the Year Lennie Rosenbluth hit a hook shot from the circle and a free throw for a three-point play and the win.

Rosenbluth made 8 of 11 shots from the floor in the championship, scored 38 points and was MVP.

## 1967

The Tournament moved to the Greensboro Coliseum for the first time and was the site of Dean Smith's first title. Fittingly, Carolina won the title by sweeping its in-state rivals, beating NC State by three points, Wake Forest by 10 and Duke by nine in the title match. Larry Miller was named MVP after scoring 25.7 points and grabbing 8.3 rebounds per game. Bob Lewis (18.0 points, 5.0 rebounds) joined Miller on the first-team all-tournament squad.

### CAROLINA'S ACC TOURNAMENT LEDGER

<b>Record in:</b>	
First Round:	0-1
Second Round:	2-0
Quarterfinals:	46-13
Semifinals:	35-16
Championship:	18-17

<b>Record as a:</b>	
#1 seed:	51-15
#2 seed:	25-9
#3 seed:	13-8
#4 seed:	4-6
#5 seed:	4-5
#6 seed:	3-1
#7 seed:	1-2
#10 seed:	0-1

<b>Record vs:</b>	
#1 seeds:	3-9
#2 seeds:	12-6
#3 seeds:	11-7
#4 seeds:	16-8
#5 seeds:	10-8
#6 seeds:	9-5
#7 seeds:	13-4
#8 seeds:	18-0
#9 seeds:	6-0
#10 seeds:	1-0
#11 seeds:	1-0
#12 seeds:	1-0

<b>Record at:</b>	
Atlanta:	11-5
Brooklyn:	4-2
Charlotte:	22-8
Greensboro:	39-18
Landover:	6-2
Raleigh:	12-11
Tampa:	3-0
Washington, D.C.:	4-1
<b>Overall Record:</b>	<b>101-47</b>

was a lopsided 87-50 victory. Miller (25.3 points, 8.7 rebounds) became the second player ever (Len Chappell of Wake Forest) to repeat as MVP.

The 37-point margin of victory is the largest in championship game history.

## 1969

Carolina entered as the No. 1 seed for the third year in a row. Carolina's Charles Scott battled Wake's Charlie Davis in the semifinals. Davis won the first half, as the Deacons led 37-29 at in-



Carolina won a classic 1982 ACC title game over Ralph Sampson and Virginia in Greensboro.

## 1968

The Tournament moved again in 1968 for the first year of a three-year stay in Charlotte. UNC's semifinal game against South Carolina was a fierce battle. The Gamecocks sent the game into overtime with an 18-4 run to tie the score at 74. The Tar Heels came from behind in overtime and won on baskets by Dick Grubar and Gerald Tuttle.

In the championship, Carolina led NC State by only five at the half, but the final tally was a lopsided 87-50 victory. Miller (25.3 points, 8.7 rebounds) became the second player ever (Len Chappell of Wake Forest) to repeat as MVP.

The 37-point margin of victory is the largest in championship game history.

termission. Scott took over in the second stanza, enabling UNC to win, 80-72. Scott and Grubar led the Tar Heels with 23 points apiece.

Carolina and Duke squared off in the championship game. The Blue Devils led by nine at halftime and the Tar Heels lost Grubar to a first-half knee injury. The second half featured one of the most memorable performances in ACC history as Scott scored 25 of his game-high 40 points on 12 of 13 shooting. Carolina won its third straight ACC title, 85-74, and Scott earned MVP honors.

## 1972

South Carolina's departure from the ACC left only seven teams, and Carolina received a bye into the semifinal against Duke. Four Tar Heels scored in double figures, led by Bobby Jones, who carded a double-double (14 points, 11 rebounds) as the Tar Heels won, 63-48.

Carolina was in the championship game for the fifth time in six years. Maryland was in the finals for the first time since 1958. Robert McAdoo (15 points, 7.5 rebounds per game) became the fifth Tar Heel in six years to earn the MVP award as Carolina held on for a 73-64 win. Dennis Wuycik (17.5 points, 5 rebounds) and George Karl (13 points, 2.5 rebounds) joined McAdoo on the all-tournament first team.

### CAROLINA'S 18 ACC TOURNAMENT CHAMPIONSHIPS

Year	Tournament Site	Championship Game Result
1957	Raleigh, N.C.	North Carolina 95, South Carolina 75
1967	Greensboro, N.C.	North Carolina 82, Duke 73
1968	Charlotte, N.C.	North Carolina 87, N.C. State 50
1969	Charlotte, N.C.	North Carolina 85, Duke 74
1972	Greensboro, N.C.	North Carolina 73, Maryland 64
1975	Greensboro, N.C.	North Carolina 70, N.C. State 66
1977	Greensboro, N.C.	North Carolina 75, Virginia 69
1979	Greensboro, N.C.	North Carolina 71, Duke 63
1981	Landover, Md.	North Carolina 61, Maryland 60
1982	Greensboro, N.C.	North Carolina 47, Virginia 45
1989	Atlanta, Ga.	North Carolina 77, Duke 74
1991	Charlotte, N.C.	North Carolina 96, Duke 74
1994	Charlotte, N.C.	North Carolina 73, Virginia 66
1997	Greensboro, N.C.	North Carolina 64, N.C. State 54
1998	Greensboro, N.C.	North Carolina 83, Duke 68
2007	Tampa, Fla.	North Carolina 89, NC State 80
2008	Charlotte, N.C.	North Carolina 86, Clemson 81
2016	Washington, D.C.	North Carolina 61, Virginia 57



**CAROLINA IN THE ACC TOURNAMENT**



**Naismith Hall of Famer Robert McAdoo was the 1972 ACC Tournament MVP.**

**1975**

The Tar Heels trailed Wake Forest in the quarterfinal by eight points with 50 seconds left. Freshman point guard Phil Ford (44 seconds to play), Mitch Kupchak (36 seconds), Walter Davis (30 seconds) and Brad Hoffman (two seconds) hit jump shots and the Deacs missed a pair of free throws to force overtime. In the extra session with the game tied at 96 Carolina took possession with 58 seconds to play. UNC went Four Corners and drew a technical against Wake Forest with 29 seconds to play for not forcing UNC to take action. Ford hit the free throw and another free throw six seconds later as Carolina triumphed, 101-100. Davis (31 points, 12 rebounds), Kupchak (16 points, 14 rebounds) and Ford (25 points) led the Tar Heels.

Clemson came back from 11 down at the half to force overtime in the semifinals. A tip-in by Kupchak gave Carolina an overtime lead it would not relinquish. Ford led UNC with 29, making 15 of 18 from the free throw line.

Ford was outstanding in the championship game against defending NCAA champion NC State. Carolina took the lead, 56-55, on a jumper by Davis with nine minutes left and then went into its delay offense. Ford hit two baskets in the next two and one-half minutes, and NC State did not score during a 5:18 stretch, leading to a 70-66 Tar Heel victory. Ford (26 points per game) was the MVP and was joined on the first-team by Kupchak (13.7 points, 13.7 rebounds). Davis netted 19 points and grabbed 7.7 rebounds over the three games.

**1977**

No. 1 seed Carolina met No. 7 Virginia in the finals in a rematch of the 1976 final won by the Cavaliers. Ford scored 19 points in the first half, but the Cavaliers led by one at the break. Virginia led 64-56 with 7:08 remaining, but over the next 5:03 the Tar Heels outscored the Wahoos, 15-1. Freshman Mike O’Koren and John Kuester led the final charge after Ford fouled out with 5:45 to play and Virginia still holding a 64-61 advantage. A layup by Bruce Buckley with 3:37 to play broke a 67-all tie and gave UNC the lead for good. Kuester’s take-charge attitude and per-

fect free throw shooting earned him MVP honors after the Tar Heel title.

**1979**

Duke defeated UNC in the final game of the regular season to share the regular-season title, but the Tar Heels won the draw for the tournament’s top seed and first-round bye. Carolina defeated Maryland, 102-79, in the semifinals, as five Tar Heels scored in double figures. Al Wood led with 19 points on 8 of 10 shooting.

Carolina beat Duke in the finals, 71-63. Dudley Bradley scored 16 points with seven steals and four assists and earned MVP honors. O’Koren had 18 points and eight rebounds and was 10 for 11 from the free throw line. The Tar Heels turned the ball over just seven times and forced 14 Duke miscues. O’Koren and Dave Colescott also were first-team selections.

**1981**

UNC beat Wake Forest, 58-57, in the semifinal as Mike Pepper nailed a 16-foot jumper with eight seconds to play. Sam Perkins scored 18 points and pulled down 15 rebounds and James Worthy added 12 points and 11 rebounds. The Deacons led 53-46 but Pepper and Perkins each hit two baskets. The second basket by Perkins gave UNC a 56-55 lead with 4:12 to play. Alvis Rogers hit an 11-foot jumper to give Wake the lead back with 1:30 to play, but Pepper hit the game-winner with eight seconds to go.

Carolina and Maryland met in the final in the Capital Centre in Landover, Md. The game was tied seven times in the second half, but the Tar Heels went ahead for good with 2:53 to play on a Jimmy Black steal and lay-up. Wood scored twice in the final two minutes to secure a 61-60 triumph.

Perkins (17.7 points, 8.3 rebounds) became just the second freshman ever, and first since Ford, to be named MVP. Worthy (13 points, 7.7 rebounds) joined Perkins as a first-team all-tournament selection.

ACC TOURNAMENT SERIES RECORDS	
Boston College	2-1
Clemson	15-1
Duke	9-14
Florida State	5-2
Georgia Tech	4-5
Louisville	2-0
Maryland	14-3
Miami	3-1
NC State	12-4
Notre Dame	1-1
Pittsburgh	1-1
South Carolina	4-2
Syracuse	1-0
Virginia	13-4
Virginia Tech	2-0
Wake Forest	13-8
<b>Total</b>	<b>101-47</b>

**1982**

No. 1-ranked Carolina led No. 2 Virginia, 34-31, at halftime behind Worthy’s 16 points. Michael Jordan scored four of the Tar Heels’ first five field goals in the second half. His fourth straight field goal, with 8:44 to play, was Carolina’s last of the game. Leading 44-43 with 7:34 remaining, Carolina spread the floor and held the ball. Virginia fouled six times over the next 7:06, finally putting Matt Doherty on the foul line for 1-and-1 with 28 seconds left. Doherty hit the first for a two-point edge. Virginia turned the ball over with three seconds to play. Doherty

hit two free throws and Virginia’s Ralph Sampson had an uncontested dunk with one second left as UNC prevailed, 47-45. The field goal by Sampson was the first by the Cavaliers since the 7:34 mark.

Worthy (13.3 points, 8 rebounds), Perkins (9.7 points, 7.3 rebounds) and Jordan (11.7 points, 3 rebounds) were named to the first-team all-tournament team, and Worthy was named MVP.

**1989**

Carolina breezed to the championship game, recording a 15-point win over Georgia Tech and a 30-point rout of eighth-seeded Maryland, which had knocked off No. 1 seed NC State.

The 1989 ACC championship game was one of the most memorable and intense meetings ever between Carolina and Duke. Both teams had won regular-season games on the other’s home floor.

Stifling defense by both teams led to 44 turnovers, 26 of which the Tar Heels committed. J.R. Reid had 14 points and nine rebounds and Steve Bucknall had 10 points and five assists to lead UNC. The game was tied five times in the second half and Duke led just once, with 5:28 to play. Bucknall hit a driving basket and free throw with 1:46 remaining to break a 66-all tie. Bucknall and King Rice both went 4 for 4 from the line to clinch the win. Reid (16.0 points, 8.0 rebounds per game) won MVP honors.

**1991**

After hard-fought victories over Clemson and Virginia, the Tar Heels met a Duke team in the championship game that had swept the regular-season series from UNC. Carolina raced out to a 15-4 lead and thrashed Duke, 96-74. Rick Fox made 10 of 16 field goal attempts for 25 points and Hubert Davis netted 17. Rice had 12 points and seven assists and did not commit a turnover. Fox averaged 17.3 points and 9 rebounds over the three games and was named MVP. Davis averaged 13.7 points and hit nearly 64 percent from three-point range in the Tournament.

The win was the largest in the finals since Carolina beat NC State, 87-50, in 1968.

**1994**

Carolina faced Wake Forest in the semifinal in what proved to be one of the most exciting games in ACC Tournament history. Wake Forest led, 76-70, with 2:15 to play, but Derrick Phelps helped cut the deficit to three



**Freshman and ACC Tournament MVP Phil Ford cuts the nets in Greensboro in 1975.**

Sally Sather

**CAROLINA IN THE ACC TOURNAMENT**

Date	Site	Seeds (UNC-Opp.)	Opponent	W/L	Score	Round
3/4/1954	RAL	5-4	NC State	L	51-52	Quarterfinals
3/3/1955	RAL	5-4	Wake Forest	L	82-95	Quarterfinals
3/1/1956	RAL	2-7	Virginia	W	81-77	Quarterfinals
3/2/1956	RAL	2-3	Wake Forest	L	56-77	Semifinals
3/7/1957	RAL	1-8	Clemson	W	81-61	Quarterfinals
3/8/1957	RAL	1-4	Wake Forest	W	61-59	Semifinals
<b>3/9/1957</b>	<b>RAL</b>	<b>1-6</b>	<b>South Carolina</b>	<b>W</b>	<b>95-75</b>	<b>Championship</b>
3/6/1958	RAL	3-6	Clemson	W	63-51	Quarterfinals
3/7/1958	RAL	3-2	NC State	W	64-58	Semifinals
3/8/1958	RAL	3-4	Maryland	L	74-86	Championship
3/5/1959	RAL	2-7	Clemson	W	93-69	Quarterfinals
3/6/1959	RAL	2-3	Duke	W	74-71	Semifinals
3/7/1959	RAL	2-1	NC State	L	56-80	Championship
3/3/1960	RAL	1-8	Virginia	W	84-63	Quarterfinals
3/4/1960	RAL	1-4	Duke	L	69-71	Semifinals
3/1/1962	RAL	4-5	South Carolina	L	55-57	Quarterfinals
2/28/1963	RAL	3-6	South Carolina	W	93-76	Quarterfinals
3/1/1963	RAL	3-2	Wake Forest	L	55-56	Semifinals
3/5/1964	RAL	5-4	South Carolina	W	80-63	Quarterfinals
3/6/1964	RAL	5-1	Duke	L	49-65	Semifinals
3/4/1965	RAL	4-5	Wake Forest	L	76-92	Quarterfinals
3/3/1966	RAL	4-5	Maryland	W	77-70	Quarterfinals
3/4/1966	RAL	4-1	Duke	L	20-21	Semifinals
3/9/1967	GBO	1-8	NC State	W	56-53	Quarterfinals
3/10/1967	GBO	1-5	Wake Forest	W	89-79	Semifinals
<b>3/11/1967</b>	<b>GBO</b>	<b>1-2</b>	<b>Duke</b>	<b>W</b>	<b>82-73</b>	<b>Championship</b>
3/7/1968	CHAR	1-8	Wake Forest	W	83-70	Quarterfinals
3/8/1968	CHAR	1-4	South Carolina	W	82-79 (OT)	Semifinals
<b>3/9/1968</b>	<b>CHAR</b>	<b>1-3</b>	<b>NC State</b>	<b>W</b>	<b>87-50</b>	<b>Championship</b>
3/6/1969	CHAR	1-8	Clemson	W	94-70	Quarterfinals
3/7/1969	CHAR	1-5	Wake Forest	W	80-72	Semifinals
<b>3/8/1969</b>	<b>CHAR</b>	<b>1-3</b>	<b>Duke</b>	<b>W</b>	<b>85-74</b>	<b>Championship</b>
3/5/1970	CHAR	2-7	Virginia	L	93-95	Quarterfinals
3/11/1971	GBO	1-8	Clemson	W	76-41	Quarterfinals
3/12/1971	GBO	1-5	Virginia	W	78-68	Semifinals
3/13/1971	GBO	1-2	South Carolina	L	51-52	Championship
3/10/1972	GBO	1-4	Duke	W	63-48	Semifinals
<b>3/11/1972</b>	<b>GBO</b>	<b>1-2</b>	<b>Maryland</b>	<b>W</b>	<b>73-64</b>	<b>Championship</b>
3/8/1973	GBO	2-7	Wake Forest	L	52-54 (OT)	Quarterfinals
3/7/1974	GBO	3-6	Wake Forest	W	76-62	Quarterfinals
3/8/1974	GBO	3-2	Maryland	L	85-105	Semifinals
3/6/1975	GBO	2-7	Wake Forest	W	101-100 (OT)	Quarterfinals
3/7/1975	GBO	2-3	Clemson	W	76-71 (OT)	Semifinals
<b>3/8/1975</b>	<b>GBO</b>	<b>2-4</b>	<b>NC State</b>	<b>W</b>	<b>70-66</b>	<b>Championship</b>
3/5/1976	MD	1-4	Clemson	W	82-74	Quarterfinals
3/6/1976	MD	1-6	Virginia	L	62-67	Championship
3/4/1977	GBO	1-5	NC State	W	70-56	Semifinals
<b>3/5/1977</b>	<b>GBO</b>	<b>1-7</b>	<b>Virginia</b>	<b>W</b>	<b>75-69</b>	<b>Championship</b>
3/2/1978	GBO	1-5	Wake Forest	L	77-82	Semifinals
3/2/1979	GBO	1-4	Maryland	W	102-79	Semifinals
<b>3/3/1979</b>	<b>GBO</b>	<b>1-2</b>	<b>Duke</b>	<b>W</b>	<b>71-63</b>	<b>Championship</b>
2/28/1980	GBO	2-7	Wake Forest	W	75-62	Quarterfinals
2/29/1980	GBO	2-6	Duke	L	61-75	Semifinals
3/5/1981	MD	2-7	NC State	W	69-54	Quarterfinals
3/6/1981	MD	2-3	Wake Forest	W	58-57	Semifinals
<b>3/7/1981</b>	<b>MD</b>	<b>2-4</b>	<b>Maryland</b>	<b>W</b>	<b>61-60</b>	<b>Championship</b>
3/5/1982	GBO	1-8	Georgia Tech	W	55-39	Quarterfinals
3/6/1982	GBO	1-4	NC State	W	58-46	Semifinals
<b>3/7/1982</b>	<b>GBO</b>	<b>1-2</b>	<b>Virginia</b>	<b>W</b>	<b>47-45</b>	<b>Championship</b>
3/11/1983	ATL	1-8	Clemson	W	105-79	Quarterfinals
3/12/1983	ATL	1-4	NC State	L	84-91 (OT)	Semifinals
3/9/1984	GBO	1-8	Clemson	W	78-66	Quarterfinals
3/10/1984	GBO	1-4	Duke	L	75-77	Semifinals
3/8/1985	ATL	2-7	Wake Forest	W	72-61 (OT)	Quarterfinals
3/9/1985	ATL	2-3	NC State	W	57-51	Semifinals
3/10/1985	ATL	2-1	Georgia Tech	L	54-57	Championship
3/7/1986	GBO	3-6	Maryland	L	75-85	Quarterfinals
3/6/1987	MD	1-8	Maryland	W	82-63	Quarterfinals
3/7/1987	MD	1-4	Virginia	W	84-82 (2OT)	Semifinals
3/8/1987	MD	1-6	NC State	L	67-68	Championship
3/11/1988	GBO	1-8	Wake Forest	W	83-62	Quarterfinals
3/12/1988	GBO	1-5	Maryland	W	74-64	Semifinals
3/13/1988	GBO	1-3	Duke	L	61-65	Championship
3/10/1989	ATL	4-5	Georgia Tech	W	77-62	Quarterfinals
3/11/1989	ATL	4-8	Maryland	W	88-58	Semifinals
<b>3/12/1989</b>	<b>ATL</b>	<b>4-2</b>	<b>Duke</b>	<b>W</b>	<b>77-74</b>	<b>Championship</b>
3/9/1990	CHAR	4-5	Virginia	L	85-92 (OT)	Quarterfinals
3/8/1991	CHAR	2-7	Clemson	W	67-59	Quarterfinals
3/9/1991	CHAR	2-6	Virginia	W	76-71	Semifinals
<b>3/10/1991</b>	<b>CHAR</b>	<b>2-1</b>	<b>Duke</b>	<b>W</b>	<b>96-74</b>	<b>Championship</b>
3/13/1992	CHAR	3-6	Wake Forest	W	80-65	Quarterfinals
3/14/1992	CHAR	3-2	Florida State	W	80-76	Semifinals
3/15/1992	CHAR	3-1	Duke	L	74-94	Championship
3/12/1993	CHAR	1-8	Maryland	W	102-66	Quarterfinals
3/13/1993	CHAR	1-5	Virginia	W	74-56	Semifinals
3/14/1993	CHAR	1-6	Georgia Tech	L	75-77	Championship
3/11/1994	CHAR	2-7	Florida State	W	83-69	Quarterfinals
3/12/1994	CHAR	2-3	Wake Forest	W	86-84 (OT)	Semifinals
<b>3/13/1994</b>	<b>CHAR</b>	<b>2-4</b>	<b>Virginia</b>	<b>W</b>	<b>73-66</b>	<b>Championship</b>
3/10/1995	GBO	2-7	Clemson	W	78-62	Quarterfinals
3/11/1995	GBO	2-3	Maryland	W	97-92 (OT)	Semifinals
3/12/1995	GBO	2-1	Wake Forest	L	80-82 (OT)	Championship
3/8/1996	GBO	3-6	Clemson	L	73-75	Quarterfinals
3/7/1997	GBO	3-6	Virginia	W	78-68	Quarterfinals
3/8/1997	GBO	3-2	Wake Forest	W	86-73	Semifinals
<b>3/9/1997</b>	<b>GBO</b>	<b>3-8</b>	<b>NC State</b>	<b>W</b>	<b>64-54</b>	<b>Championship</b>
3/6/1998	GBO	2-8	NC State	W	73-46	Quarterfinals
3/7/1998	GBO	2-3	Maryland	W	83-73 (OT)	Semifinals
<b>3/8/1998</b>	<b>GBO</b>	<b>2-1</b>	<b>Duke</b>	<b>W</b>	<b>83-68</b>	<b>Championship</b>
3/5/1999	CHAR	3-6	Georgia Tech	W	78-49	Quarterfinals
3/6/1999	CHAR	3-2	Maryland	W	86-79	Semifinals
3/7/1999	CHAR	3-1	Duke	L	73-96	Championship
3/10/2000	CHAR	4-5	Wake Forest	L	52-58	Quarterfinals
3/9/2001	ATL	1-9	Clemson	W	99-81	Quarterfinals
3/10/2001	ATL	1-5	Georgia Tech	W	70-63	Semifinals
3/11/2001	ATL	1-2	Duke	L	53-79	Championship
3/8/2002	CHAR	7-2	Duke	L	48-60	Quarterfinals
3/14/2003	GBO	7-2	Maryland	W	84-72	Quarterfinals
3/15/2003	GBO	7-3	Duke	L	63-75	Semifinals
3/12/2004	GBO	5-4	Georgia Tech	L	82-83	Quarterfinals
3/11/2005	DC	1-9	Clemson	W	88-81	Quarterfinals
3/12/2005	DC	1-5	Georgia Tech	L	75-78	Semifinals
3/10/2006	GBO	2-7	Virginia	W	79-67	Quarterfinals
3/11/2006	GBO	2-3	Boston College	L	82-85	Semifinals
3/9/2007	TAM	1-9	Florida State	W	73-58	Quarterfinals
3/10/2007	TAM	1-4	Boston College	W	71-56	Semifinals
<b>3/11/2007</b>	<b>TAM</b>	<b>1-10</b>	<b>NC State</b>	<b>W</b>	<b>89-80</b>	<b>Championship</b>
3/14/2008	CHAR	1-9	Florida State	W	82-70	Quarterfinals
3/15/2008	CHAR	1-4	Virginia Tech	W	68-66	Semifinals
<b>3/16/2008</b>	<b>CHAR</b>	<b>1-3</b>	<b>Clemson</b>	<b>W</b>	<b>86-81</b>	<b>Championship</b>
3/13/2009	ATL	1-8	Virginia Tech	W	79-76	Quarterfinals
3/14/2009	ATL	1-4	Florida State	L	70-73	Semifinals
3/11/2010	GBO	10-7	Georgia Tech	L	58-62	First Round
3/11/2011	GBO	1-9	Miami	W	61-59	Quarterfinals
3/12/2011	GBO	1-4	Clemson	W	92-87 (ot)	Semifinals
3/13/2011	GBO	1-2	Duke	L	58-75	Championship
3/9/2012	ATL	1-8	Maryland	W	85-69	Quarterfinals
3/10/2012	ATL	1-5	NC State	W	69-67	Semifinals
3/11/2012	ATL	1-3	Florida State	L	82-85	Championship
3/15/2013	GBO	3-6	Florida State	W	83-62	Quarterfinals
3/16/2013	GBO	3-7	Maryland	W	79-76	Semifinals
3/17/2013	GBO	3-1	Miami	L	77-87	Championship
3/14/2014	GBO	4-5	Pittsburgh	L	75-80	Quarterfinals
3/11/2015	GBO	5-12	Boston College	W	81-63	Second Round
3/12/2015	GBO	5-4	Louisville	W	70-60	Quarterfinals
3/13/2015	GBO	5-1	Virginia	W	71-67	Semifinals
3/14/2015	GBO	5-3	Notre Dame	L	82-90	Championship
3/10/2016	DC	1-8	Pitt	W	88-71	Quarterfinals
3/11/2016	DC	1-4	Notre Dame	W	78-47	Semifinals
<b>3/12/2016</b>	<b>DC</b>	<b>1-2</b>	<b>Virginia</b>	<b>W</b>	<b>61-57</b>	<b>Championship</b>
3/9/2017	BKLN	1-9	Miami	W	78-53	Quarterfinals
3/10/2017	BKLN	1-5	Duke	L	83-93	Semifinals
3/7/2018	BKLN	6-11	Syracuse	W	78-59	Second Round
3/8/2018	BKLN	6-3	Miami	W	82-65	Quarterfinals
3/9/2018	BKLN	6-2	Duke	W	74-69	Semifinals
3/10/2018	BKLN	6-1	Virginia	L	63-71	Championship
3/14/2019	CHAR	2-7	Louisville	W	83-70	Quarterfinals
3/15/2019	CHAR	2-3	Duke	L	73-74	Semifinals

\*UNC did not compete in the ACC Tournament in 1961  
 \*UNC received quarterfinal byes in 1972, '76, '77, '78, '79

**Key to Sites:** ATL=Omni (1983, 1985, 1989)/Georgia Dome (2001, 2009)/Philips Arena (2012), Atlanta, Ga.; BKLN=Barclays Center, Brooklyn, N.Y.; CHAR=Charlotte Coliseum/Charlotte Bobcats Arena (2008), Charlotte, N.C.; DC=MCI Center, Washington, D.C.; GBO=Greensboro Coliseum, Greensboro, N.C.; MD=Capital Centre, Landover, Md.; RAL=Reynolds Coliseum, Raleigh, N.C.; TAM=St. Pete Times Forum, Tampa, Fla.

with 11 seconds left. Phelps then made the first of two free throws and rebounded his own miss on the second. He fed Dante Calabria who drove the lane and hit a twisting bank shot with three seconds remaining for a tie at 81.

Carolina led 84-81 in overtime, but a three-pointer by Rusty LaRue tied the game with 39 seconds left. UNC freshman Jerry Stackhouse, the Tournament's MVP, hit the game-winner on a baseline

drive with five seconds to play. Wake Forest guard Randolph Childress, who scored 31 points, just missed a long three-pointer as the clock expired.

Stackhouse had 14 points and seven rebounds and Eric Montross added 12 points and nine rebounds to lead Carolina past Virginia, 73-66, in the title game.

**1997**

The Tar Heels lost their first three ACC regular-season games, but rallied to go 8-0 in the second half to finish tied for second place. Carolina then swept past Virginia, Wake Forest and NC State to claim its 14th Tournament title. Junior guard Shammond Williams earned MVP honors, averaging 20.0 points and 5.0 assists. Antawn Jamison scored 24 points and grabbed

**CAROLINA IN THE ACC TOURNAMENT**



**The 1989 team won a legendarily intense ACC Tournament final over Duke in Atlanta.**

10 rebounds and point guard Ed Cota had 11 points and 10 assists in the 78-68 quarterfinal win over Virginia. Williams made eight of 11 shots, including four of seven three-pointers, in an 86-73 triumph over the Tim Duncan-led Demon Deacons in the semifinals.

In the championship game, Williams again led Carolina with 23 points, nine of which came on a trio of three-point baskets in a 2:02 span midway through the second half. Jamison added 17 points and a game-high 11 rebounds. Carolina shot 59.0 percent from the floor, the third-highest percentage ever by the winning team in an ACC final.

**1998**

Carolina repeated as Tournament champions for the first time since 1981-82 with victories over NC State, Maryland and Duke. Those wins avenged regular-season losses against the same three opponents. Jamison injured a muscle in the overtime win over the Terrapins in the semifinal, and was questionable for Sunday's championship game. However, Jamison was relentless against the Blue Devils, sparking UNC to a 15-point win over the nation's top-ranked team with a 22-point, 18-rebound effort that ranks as one of the finest in championship game history.

Jamison had 25 points in the opening round win over the Wolfpack. The Tar Heels trailed throughout much of the second half against Maryland, but rallied behind Shammond Williams to force overtime. Williams added 10 points in the extra stanza to lead Carolina to an 83-73 triumph.

Carolina's win over Duke in the championship game was UNC's sixth in title game matchups against the Blue Devils. The game was tied at 57 with less than 11 minutes to play, but the Tar Heels reeled off the next 13 points. Williams and Vince Carter had 19 and 16 points, respectively.

**2007**

Carolina won its 16th ACC Tournament in 2007 in Tampa, Fla., with wins over Florida State, Boston College and NC State.

As the Tournament's top seed, Carolina beat No. 9 seed Florida State in the quarterfinals. Wayne

**CAROLINA'S ACC TOURNAMENT MATRIX BY SEED**

Opp. Seed	#1	#2	#3	#4	#5	#6	#7	#8	#9	#10	#11	#12	Total
#1	—	5-3	3-2	11-4	8-3	1-3	1-0	15-0	6-0	1-0	—	—	51-15
UNC's #2	2-3	—	7-3	3-0	—	1-1	11-2	1-0	—	—	—	—	25-9
Seed #3	0-3	4-2	—	0-1	—	7-1	1-1	1-0	—	—	—	—	13-8
#4	0-1	1-0	—	—	2-5	—	—	1-0	—	—	—	—	4-6
#6	0-1	1-0	1-0	—	—	—	—	—	—	—	1-0	—	3-1
#5	1-1	—	—	2-3	—	—	—	—	—	—	—	1-0	4-5
#7	—	1-1	0-1	—	—	—	—	—	—	—	—	—	1-2
#10	—	—	—	—	—	—	0-1	—	—	—	—	—	0-1
								<b>Overall Record</b>					<b>101-47</b>

Ellington scored 18 points to lead four double-figure scorers in the win over the Seminoles. Brandan Wright scored 20 points to lead the top-seeded Tar Heels to a 71-56 win over No. 4 seed Boston College in the semifinals.

All five Tar Heel starters scored in double figures as Carolina beat NC State, 89-80, in the final. Reyshawn Terry scored eight consecutive points in a late-game stretch to capture the win.

Wright was named MVP, becoming the fifth freshman and fourth Tar Heel freshman to do so. Wright, Ellington and Ty Lawson made the All-ACC Tournament team, the first time three freshmen from the same team ever earned that honor.

**2008**

Carolina beat Florida State, Virginia Tech and Clemson to win the 2008 ACC title, its second in a row and an ACC-record 17th overall. The Tar Heels have won back-to-back ACC Tournament titles five times — 1967-68, 1968-69, 1981-82, 1997-98 and 2007-08.

Tyler Hansbrough, Wayne Ellington and Marcus Ginyard were named to the ACC All-Tournament First Team.

Virginia Tech led most of the game in the semifinals. Ellington hit a pair of three-pointers late to tie the game before Hansbrough hit a baseline jump shot with 0.8 seconds left for a 68-66 win. Ellington made 10 of 13 shots from the floor and had 24 points in the championship game win over Clemson.

Hansbrough had 26 points and nine rebounds against the Hokies and 18 points and 11 rebounds in the finals to earn MVP honors.

**2016**

Carolina opened the Tournament by surrendering the first eight points in its quarterfinal against No. 8 Pitt. The Panthers led by seven with 4:36 to play in the first half before the Tar Heels went on a 13-2 run to end the half. UNC shot 61.5 percent from the floor in the second and pulled away for an 88-71 win.

The Tar Heels dominated Notre Dame in the semifinals. The 78-47 win was UNC's largest ever in the semifinals and Carolina's biggest in any ACC Tournament game since 1993. The Tar Heels led 23-22, then went on an 18-0 run to end the half. Marcus Paige led with 16 points and seven assists and Isaiah Hicks had a career-high 15 rebounds.

The top-seeded Tar Heels beat No. 2 Virginia, 61-57 to win the title, avenging a loss in the only regular-season meeting two weeks prior in Charlottesville. Tournament MVP Joel Berry II led UNC with 19 points.

The championship game was tied at 28-28 at the half and at 44-all with 8:25 to play. The Tar Heels



**Vince Carter and Carolina won their second consecutive ACC title in 1998.**



**Brice Johnson and MVP Joel Berry II celebrate the 2016 ACC title.**

went on a 9-2 run over the next 6:40, sparked by a three-pointer by Berry and a steal and dunk by Justin Jackson.

Berry averaged a team-high 17.0 points and was 17 for 24 from the floor, 7 for 10 from three-pointers and 10 from 10 from the free throw line over the three games en route to MVP honors.

## FANTASTIC FINISHES

**1957 Season**

The Tar Heels had to pull out numerous close games to preserve their perfect 32-0 record and NCAA title. Win No. 17 was a 65-61 triumph over Maryland in double overtime. Tommy Kearns' free throws provided the winning margin in the 18th consecutive win, 75-73, over Duke. The Tar Heels beat Wake Forest for the fourth time in that one year in the ACC Tournament semifinals. Carolina trailed with less than a minute left, but squeaked out a 61-59 win.

Those close games were nothing compared to the drama that unfolded in the Final Four in Kansas City. The Tar Heels won back-to-back triple overtime games against Michigan State and Kansas to capture UNC's first NCAA championship. Pete Brennan's jumper against Michigan State was a key play that extended the game into the second overtime. Joe Quigg's two free throws with six seconds remaining in the third overtime gave Carolina a 54-53 win over Kansas and Wilt Chamberlain in the final. In 1999, Sports Illustrated selected the 1957 NCAA title game as its second-favorite game of all-time.

**UNC 87, Davidson 85**  
**March 15, 1969**

Charles Scott almost single-handedly carried the Tar Heels to victory in the NCAA East Regional final in College Park, Md. Scott connected on 10 of 14 field goal attempts in the second half. Davidson had the ball with 1:05 remaining and the score tied, 85-85, but Gerald Tuttle drew a charge for the Tar Heels. Scott hit a 20-footer with three seconds left and Carolina advanced to its third consecutive Final Four.

**UNC 73, Duke 71**  
**January 19, 1974**

The Tar Heels defeated the Blue Devils on a last-second shot at Cameron Indoor Stadium. The Tar Heels rallied to tie the score and Duke had the ball at half-court with four seconds left. Bobby Jones stole the inbounds pass and hit an off-balance lay-up with one second left to give Carolina a 73-71 win.

**UNC 96, Duke 92 (OT)**  
**March 2, 1974**

In one of the most famous comebacks in college basketball, the Tar Heels rallied from eight points down with 17 seconds remaining against Duke to force overtime. Trailing 86-78, Bobby Jones made both ends of a one-and-one with just 17 seconds left. John Kuester cut the deficit to four with 13 seconds to play with a lay-up after Duke threw away the inbounds pass. The Blue Devils again lost the inbounds pass and Jones cut the deficit to two on a put-back off an Ed Stahl miss. Six seconds remained. The Tar Heels fouled Pete Kramer with four seconds left, and he missed the front end of the one-and-one. Stahl grabbed the rebound and called a timeout with three ticks left. Mitch Kupchak in-bounded the ball to Walter Davis, who launched a 25-foot shot as time expired. The shot banked off the glass to



The UNC bench jumps for joy as Charlie Scott hits the game-winner as time expires, giving the Tar Heels an 87-85 win over Davidson in the 1969 NCAA East Regional Final.

tie the score at 86-86. Carmichael Auditorium erupted and Carolina went on to win 96-92 in overtime.

**UNC 101, Wake Forest 100 (OT)**  
**March 6, 1975**


Carolina trailed Wake Forest, 90-82, with 50 seconds remaining in the ACC quarterfinals. Phil Ford hit a 20-footer with 43 ticks left and Mitch Kupchak followed a Deacon turnover with a driving layup with 34 seconds to play. Wake Forest's inbounds pass grazed the scoreboard, turning the ball back to Carolina. Walter Davis scored to make it 90-88 with 29 seconds left. The Deacons failed to convert two one-and-one opportunities before Brad Hoffman drove the baseline and nailed a 12-footer to tie the game with two seconds left. The Tar Heels pulled out the 101-100 win in overtime and went on to capture the ACC title two days later.

**UNC 70, N.C. State 69**  
**January 17, 1979**

Carolina charged out to a 40-19 halftime lead and led by 17 with 10:30 to play, but the Wolfpack got hot. Kenny Matthews hit a jumper with 32 seconds left that gave State a 69-68 lead. Dudley Bradley missed a jumper for the Tar Heels and State grabbed the rebound with 16 seconds left. Reynolds Coliseum celebrated. But Bradley stole the ball from Clyde Austin at mid-court and drove in for the game-winning dunk and a 70-69 triumph.

**UNC 63, Georgetown 62**  
**March 29, 1982**

Michael Jordan hit a jumper from the left wing with 17 seconds to play to give Dean Smith his first national championship. Final Four MVP



Dudley Bradley's steal and dunk in the final seconds gave the Tar Heels a 70-69 win at NC State on January 17, 1979.

Sally Sather

## FANTASTIC FINISHES

James Worthy had 28 points, but it was the freshman Jordan who took a pass from Jimmy Black and made the game-winning shot. Worthy stole an errant pass from Hoya forward Fred Brown in the final seconds to clinch the title.

### UNC 70, Tulane 68 (3 OT) November 30, 1982

John Williams made two free throws with eight seconds to play to give Tulane a 53-51 edge. Michael Jordan was whistled for an offensive foul with four seconds remaining, and it appeared the Tar Heels would start a season with three successive losses for the first time since 1928-29. However, Jordan stole the inbounds pass and hit a 24-foot prayer at the buzzer to tie the game. Carolina prevailed, 70-68, in triple overtime.

### UNC 64, Virginia 63 February 10, 1983

Carolina trailed second-ranked Virginia by 16 points in the second half and was down 63-53 with 4:12 remaining. Jimmy Braddock hit a three-pointer and Matt Doherty and Sam Perkins each converted one-and-ones to close the gap to 63-60 with 2:54 remaining. Virginia held the ball and Perkins was forced to foul Ralph Sampson with 1:20 left. The All-America center missed the front end of his one-and-one. Braddock missed a three-pointer, but Michael Jordan was there to put in the rebound. As Rick Carlisle dribbled up-court, Jordan stole the ball and slammed it home for a 64-63 Tar Heel lead. Carlisle missed a last-second shot and Jordan grabbed the rebound in front of a delirious Carmichael crowd.

### UNC 75, Maryland 74 January 9, 1985

Lefty Driesell's Maryland Terrapins seemed poised to knock off Carolina at Carmichael Auditorium. The Terps led 72-69 with 23 seconds left and Keith Gatlin on the line for a one-and-one. The 83 percent foul shooter missed the front end and UNC's Kenny Smith sank a jump shot with 16 seconds left. Adrian Branch, a 78 percent free-throw shooter, also missed. Dave Popson provided the winning points with a high-arching jumper with nine seconds to play. Curtis Hunter's steal and free throws secured the win.

### UNC 60, Notre Dame 58 March 16, 1985

In the second round of the NCAA Tournament, the higher-seeded Tar Heels had to play at Notre Dame. Tied at 58 with 1:38 left, the Irish held for the last shot. Irish point guard David Rivers lost control of the ball, enabling Curtis Hunter to scoop it up and make a lead pass to Kenny Smith. Smith slammed it home, then stole the inbounds pass to seal the win.



Walter Davis (No. 24, at right) capped an eight-point comeback in the final 17 seconds of regulation with this 25-foot shot at the buzzer on March 2, 1974. Carolina went on to defeat Duke, 96-92, in overtime.

### UNC 96, Syracuse 93 (OT) November 21, 1987

Undermanned Carolina faced top-ranked Syracuse in the Hall of Fame Tip-Off Classic and the Orange led by 14 with 15:39 to play. Carolina stormed back and sent the game into overtime when freshman Pete Chilcutt hit a turnaround jumper at the horn to tie the game at 85.

### UNC 80, James Madison 79 November 24, 1989

The Tar Heels trailed Lefty Driesell's Dukes, 79-70, with less than a minute to play in the Maui Classic. An offensive rebound basket by Rick Fox and a steal and three-pointer by Hubert Davis cut the deficit to four with 48 seconds to play. Pete Chilcutt hit a three to pull within one with 10 ticks remaining. The Tar Heels had one last chance after a JMU player stepped out of bounds and King Rice tossed an off-balance runner from the top of the key that banked in at the buzzer.

### UNC 79, Oklahoma 77 March 17, 1990

The Tar Heels trailed No. 1 ranked Oklahoma, 74-73, with 55 seconds to play when Rick Fox nailed a three-pointer from 25 feet away. The Sooners answered with a conventional three-point play and led, 77-76, but King Rice was fouled with 10 seconds left. Rice hit the first shot, but missed the second. The rebound went out-of-bounds to Carolina with eight seconds to play. Fox hit a driving bank shot off the glass as time expired that gave the Tar Heels a 79-77 win and a 10th consecutive trip to the Sweet 16.

### UNC 80, Wake Forest 78 February 8, 1992

Just three days after knocking off No. 1 Duke, Carolina rallied from 22 points behind to defeat Wake Forest, 80-78, on Brian Reese's jumper at the buzzer. The comeback was the largest in Tar Heel history. UNC trailed by 20 with 14:49 to play and by 11 with 6:17 to go before a 10-0 run cut the Deacs lead to 75-74. Pat Sullivan tied the game at 78 with a pair of free throws with 38 seconds left. Reese set up the final possession with a steal with 16 seconds to go. He drove the lane and missed, but grabbed his own rebound and launched a 12-footer at the buzzer for the win.

### UNC 82, Florida State 77 January 27, 1993

The Seminoles jumped out to a 45-28 advantage at the half and later extended the lead to as many as 21 points. Carolina trailed 73-54 with less than nine minutes to play. The Tar Heels, keyed by a pair of three-pointers by Henrik Rodl, then ran off 15 straight points and Eric Montross hit a jump hook with 1:59 left to cut the FSU lead to 77-76. George Lynch stole a crosscourt pass by Charlie Ward and slammed the ball home to give Carolina a 78-77 lead. Clutch foul shooting by Donald Williams sealed the 82-77 victory.

The Tar Heels outscored the Seminoles 28-4 over the last nine minutes.

### 1993 NCAA Tournament

The Tar Heels had to overcome double-digit deficits on three different occasions. Carolina trailed Arkansas, 25-14, more than 10 minutes into the first half of the East Regional semifinal. Sparked by George Lynch and Donald Williams, the Tar Heels went on a 14-3 run to tie the game at 28. Carolina fell behind 38-31 before knotting the score at 45 at halftime and eventually prevailing 80-74.

The Tar Heels trailed Cincinnati 29-14 in the regional final with less than seven minutes remaining in the first half. Nick Van Exel hit his sixth three-pointer of the half with 4:50 remaining to chalk up his 21st point and a 33-20 UC lead. Led by Derrick Phelps' defense, Carolina cut the deficit to one by halftime, held Van Exel to only two points in the final 20 minutes and pulled out a 75-68 overtime win.

The Tar Heels fell behind Michigan, 23-13, in the national championship game. Carolina went on a 12-2 run to tie the game, capped off by a three-pointer by Donald Williams. Carolina took a 42-36 halftime lead and went on to win the title, 77-71. Williams finished with 25 points and hit four free throws in the final minutes to secure the win.

## FANTASTIC FINISHES

**UNC 86, Wake Forest 84 (OT)**  
**March 12, 1994**

The Tar Heels erased a five-point deficit in the final 1:15 of regulation to down the Demon Deacons, 86-84, in overtime in the ACC semifinals. Leading 81-78, Wake Forest chose to foul Derrick Phelps with 11.8 seconds left. Phelps made the first free throw and missed the second, but grabbed the rebound. He found Dante Calabria, whose baseline drive and basket with 3.8 ticks left tied the score at 81. Freshman Jerry Stackhouse took a pass from Phelps and hit a driving shot to win the game, 86-84. Carolina went on to win its 13th ACC title the next day with a 73-66 victory over Virginia.

**UNC 62, Wake Forest 61**  
**January 28, 1995**

Winston-Salem was the stage for a battle between sophomore centers Rasheed Wallace and Tim Duncan. Duncan had 18 points, 17 rebounds and seven blocks, and Wallace countered with 17 points, 10 rebounds and three blocks. Carolina trailed Wake Forest 53-43 with 6:39 left. Strong inside play from Wallace and the three-point shooting of Jeff McInnis and Donald Williams brought UNC to within one at 61-60. Williams then hit a running one-hander from the right side of the lane with 5.5 seconds remaining for a 62-61 win.

**UNC 102, Duke 100 (2 OT)**  
**February 2, 1995**

The Tar Heels jumped out to a 26-9 lead on a spectacular reverse dunk by Jerry Stackhouse over two Blue Devils. Duke pulled within five at halftime and led by as many as 12 in the second half. UNC battled back from a nine-point deficit with 6:18 remaining to force overtime. The Tar Heels led by nine, but Duke made three three-pointers, including a 30-footer from Jeff Capel at the buzzer, to knot the score at 95 and force a second overtime. Donald Williams hit a pair of 12-footers in the second OT and Jeff McInnis had a steal and lay-up with under a minute to play to give Carolina a 102-100 win. Stackhouse and Rasheed Wallace each had 25 points and Williams added 24 in one of the greatest college basketball games ever played.

**UNC 73, Duke 72**  
**January 31, 1996**

The Blue Devils' lead was three when Ademola Okulaja grabbed an offensive rebound and scored to make it 69-68 with 1:55 to go. Steve Wojciechowski hit a three-pointer for a 72-68 Duke lead with 1:13 to play, but Shammond Williams countered with a three of his own 15 seconds later. Duke turned the ball over and the Tar Heels nearly returned the favor, but Williams forced a jump ball after a scramble. Possession favored UNC and Jeff McInnis drove into the lane and fed Serge Zwikker, whose shot was blocked by Greg Newton. Dante Calabria tipped the loose ball in for a 73-72 lead. Duke had one final chance to win, but Ricky Price's baseline

Bob Donnan



**Jerry Stackhouse scored 25 points in the 102-100, double-overtime win at Duke in 1995.**

jumper at the buzzer hit the front of the rim.

**UNC 59, N.C. State 56**  
**January 15, 1997**

The Tar Heels began ACC play with three straight losses for the first time in history. Carolina led 36-28 at halftime, but did not score a field goal in the second half until the 8:09 mark and had just two baskets in the first 18 minutes of the second stanza. The Wolfpack led 56-47 with 2:00 to play, but the Tar Heels went on a 12-0 run to finish the game. Antawn Jamison began the rally by forcing a steal and Shammond Williams hit a lay-up to pull within seven. Williams hit a three-pointer and Jamison added a lay-up to pull within two points with 50 seconds to play. Trailing by one with 28 seconds left, Carolina fouled and State missed the front end of a one-and-one. The Tar Heels went ahead for good with 12 seconds to play as Ademola Okulaja fed Jamison on the low block for a lay-up. Vince Carter stole the inbounds pass after the go-ahead score to secure the win.

**UNC 45, N.C. State 44**  
**February 12, 1997**

This was the lowest scoring output in a win during Dean Smith's 36 years as head coach. The Tar Heels trailed 28-19 at the half, but pulled within 42-41 with 7:25 to play. Neither team scored until a Damon Thornton basket with 2:03 left gave State a 44-41 advantage. Serge Zwikker scored for UNC to make it 44-43. With 12.3 seconds to play, Antawn Jamison forced a turnover and freshman point guard Ed Cota drove to the left baseline and lofted a floater which found

the net with 4.5 seconds remaining. Vince Carter blocked State's last shot at the buzzer to clinch the victory.

**UNC 107, Ga. Tech 100 (2 OT)**  
**February 8, 1998**

The Tar Heels let a seven-point lead slip away in the final minute of regulation, but Shammond Williams put on an awesome three-point shooting display as Carolina prevailed, 107-100, in double-overtime in Atlanta. Williams forced a second overtime with a pair of free throws with six seconds left in the first extra period. In the second OT, Williams scored 12 of his career-high 42 points, including two three-pointers.

**UNC 74, Tennessee 69**  
**March 24, 2000**

Carolina was unranked for the first time in 10 years and entered the NCAA Tournament as a No. 8 seed. The Tar Heels trailed 10th-ranked Tennessee, 39-36, at halftime of the regional semifinal. The Vols led by two when UNC center Brendan Haywood fouled out with 8:03 left and led, 64-57, with 4:48 to play. But freshman Joseph Forte hit a three-pointer and Jason Capel had a steal and lay-up to make it 64-62 with 3:41 left. Ed Cota tied the game on a driving lay-up and followed with a jumper to give UNC the lead with 1:59 left. Forte, Julius Peppers and Cota each hit two free throws in the final 0:34 to cap a 15-3 Tar Heel run and a 74-69 win.

**UNC 70, Wake Forest 69**  
**January 6, 2001**

Brendan Haywood grabbed a loose ball in the lane and scored with 3.3 seconds to play to give the Tar Heels the win over No. 4-ranked and previously undefeated Wake Forest. Haywood finished with 24 points and 10 rebounds. His basket marked the fourth lead change in the final 1:22.

**UNC 85, Duke 83**  
**February 1, 2001**

Joseph Forte had 24 points, 16 rebounds (a UNC record for guards), six assists and three steals. The Tar Heels blistered the Cameron Indoor Stadium nets by shooting 51.5 percent from the floor. Carolina led by as many as 13 in the first half, but Duke took the lead midway through the second half. Ronald Curry scored six straight points in 48 seconds to give the Tar Heels a 63-59 lead. UNC later built a seven-point lead, but the Blue Devils tied the score with three seconds left. On the ensuing inbounds play, Shane Battier fouled Brendan Haywood and the UNC seven-footer hit both free throws with one second left for the win.

**UNC 86, Connecticut 83**  
**January 17, 2004**

Rashad McCants scored 27 points against the Huskies for the second straight year and for the second year in a row the Tar Heels upset Connecticut in the Smith Center. McCants scored the last 10 points of the game for Carolina, including

## FANTASTIC FINISHES

a three-pointer with just over six seconds to play. The Huskies would go on to win the national championship. It was Roy Williams' first win as UNC's head coach over a No. 1 ranked team.

### UNC 75, Duke 73

March 6, 2005

Carolina trailed, 73-64, after Blue Devil forward Lee Melchionni hit a three with 3:03 to play. But the Tar Heels outscored Duke, 11-0, the rest of the way to clinch the regular-season ACC title. Trailing by two with less than 30 seconds to play, David Noel stripped Daniel Ewing of the ball and Raymond Felton grabbed the loose ball and called timeout. On the ensuing possession, Felton hit the first of two free throws, Marvin Williams rebounded his missed second free throw and scored the go-ahead basket with 17 seconds to play. Sean May led UNC with 26 points and 24 rebounds.

### UNC 75, Illinois 70

April 4, 2005

Final Four MVP Sean May led UNC with 26 points and 10 rebounds, while Raymond Felton's and Marvin Williams' late heroics gave Roy Williams his first NCAA title. Marvin Williams broke a 70-all tie with a tip-in basket with 1:27 to play. Leading 72-70, Felton, who earlier hit a three-pointer to break a 65-65 tie, stole an Illini pass with 31 seconds to play and hit three of four free throws to cap the win.

### UNC vs. Clemson

2007-08 Regular Season

Carolina beat Clemson in a pair of close games during the 2007-08 regular season. In the first meeting on Jan. 6, 2008, in Clemson, Wayne Ellington hit a three-pointer with 0.4 seconds remaining in overtime to give UNC a 90-88 win. Ellington scored a career-high 36 points in the game, connecting on five three-pointers. The final shot by Ellington marked UNC's first late game-winner since David Noel rattled in a three-pointer with 1.8 seconds left on Nov. 19, 2005, to beat Gardner-Webb in the Smith Center and marked Carolina's first overtime win under head coach Roy Williams.

In the return matchup in Chapel Hill on Feb. 10, Tyler Hansbrough scored 13 of his 39 points in the two overtime periods as Carolina rallied from 15 points down to beat the Tigers, 103-93, in double overtime. The Tar Heels trailed by 11 points with 3:12 left to play in regulation before scoring nine straight points to cut the lead to 79-77. Quentin Thomas hit a driving layup to force the first overtime and UNC eventually won in the second extra stanza.

### UNC 80, Florida State 77

Jan. 28, 2009

Ty Lawson sank a game-winning three-pointer as time expired to beat Florida State, 80-77, in Tallahassee in a game in which UNC led by 11 at the half, but trailed by as many as five with less than seven minutes to play. Danny Green's steal and three-point play tied the game at 77 with 1:12



Marvin Williams' three-point play clinched the 2005 win over Duke.

to play, then Tyler Hansbrough forced a turnover by Toney Douglas with 3.2 seconds remaining. Hansbrough inbounded the ball to Lawson, who raced from his own free throw line to just outside the top of the key before launching a floater that found the bottom of the net as the buzzer rang.

### 2011 ACC Tournament

The Tar Heels trailed by 19 points against Miami in the quarterfinals but rallied for a 61-59 win on a buzzer-beating layup by Tyler Zeller after a drive and pass from freshman point guard Kendall Marshall. It was the largest comeback by UNC in ACC Tournament history. The Hurricanes led, 53-34, with 9:51 to play but Carolina scored 27 of the final 33 points.

The next day, fourth-seeded Clemson led the #1 seed Tar Heels, 38-28, at the half before UNC rallied again for a 92-87 win in overtime. The 10-point halftime deficit is the largest Carolina has ever overcome to win at the ACC Tournament. Harrison Barnes scored 40 points, including 14 in overtime, to tie the ACC freshman scoring record and set a record for freshman scoring in an ACC Tournament game.

### UNC 85, N.C. State 84

February 26, 2014

Marcus Paige scored 31 of his 35 points in the second half and overtime including a coast-to-coast game-winning layup with 0.9 seconds to play. Paige outdueled eventual ACC Player of the Year T.J. Warren, who led the Pack with 36. UNC trailed by double digits in the first half and by six points both late in regulation and in extra time. Paige hit seven threes and J.P. Tokoto had 16 points and 10 rebounds.

### UNC 75, Kentucky 73

March 26, 2017

Luke Maye came off the bench to score a career-high 17 points and hit the game-winning jumper with 0.3 seconds left to beat Kentucky, 75-73, in the NCAA South Regional championship in Memphis. The Tar Heels avenged a 103-

100 defeat to the Wildcats earlier in the season. The teams came into the game with a combined 244 NCAA Tournament wins, most ever by two teams in an NCAA Tournament game. All-America forward Justin Jackson led all scorers with 19 points and Kennedy Meeks grabbed a career-best 17 rebounds. Kentucky's Malik Monk tied the game with seven seconds to play on a three-pointer, but Meeks quickly got the ball inbounds to Theo Pinson, who raced upcourt and fed Maye. His 19-footer from the left wing sent UNC to its record 20th Final Four.



Luke Maye's jumper beat Kentucky and sent Carolina to the 2017 NCAA Final Four.

Bob Donnan

J.D. Lyon Jr.

# NBA LEGACY

ESPN ranked UNC the **No. 1** school in the nation in producing the best pros in the modern NBA Draft era (since 1989), based on the quality of the former players' pro careers.



Following their playing careers, former Tar Heels have gone on to positions throughout the NBA. Michael Jordan (above) is now principal owner and chairman of the Charlotte Hornets.

George Karl (below left) is one of just nine NBA coaches to have won 1,000 games. Mitch Kupchak (below right) was general manager of the L.A. Lakers from 2000-17 and now is the GM of the Charlotte Hornets.



## Tar Heels in the NBA

(As of Oct. 1, 2019)

- Harrison Barnes, Sacramento 
- Tony Bradley, Utah 
- Reggie Bullock, New York 
- Vince Carter, Atlanta 
- Ed Davis, Utah 
- Wayne Ellington, New York 
- Danny Green, Los Angeles 
- John Henson, Cleveland 
- Justin Jackson, Dallas 
- Cameron Johnson, Phoenix 
- Nassir Little, Portland 
- Luke Maye, Milwaukee 
- Theo Pinson, Brooklyn 
- Coby White, Chicago 
- Kenny Williams, San Antonio 
- Marvin Williams, Charlotte 

## PROFESSIONAL PLAYERS OVERSEAS

- Nate Britt
- Marcus Ginyard
- Will Graves
- Tyler Hansbrough
- Isaiah Hicks
- Desmond Hubert
- Joel James
- Justin Knox
- Ty Lawson
- James Michael McAdoo
- Marcus Paige
- Reyshawn Terry
- Deon Thompson
- J.P. Tokoto
- Jawad Williams








Tar Heels have been drafted by NBA teams, most in the ACC by a wide margin.

Twenty-six of those draftees have played for Roy Williams in the last 16 seasons.

Carolina's 52 first-round NBA Draft picks

are the most of any school in Draft history



**“UNC is a plus-four school, meaning that if I rate a player as the 10th-best player in the NBA Draft, being a Tar Heel automatically jumps him to number six. The plus-four rating is based upon the success of former Tar Heels in the NBA.”**

**– John Gabriel,  
New York Knicks Scouting Director**



Antawn Jamison and Vince Carter are among 15 Tar Heels to play in the NBA or ABA All-Star Game

# NBA PIPELINE

Carolina has produced **52**  
NBA first-round draft picks,  
most in the nation.



UNC had three first-round NBA Draft picks in 2019: Coby White went to the Bulls with the seventh pick, Cameron Johnson went to the Timberwolves with the 11th pick then was traded to the Suns, and Nassir Little went to the Trail Blazers with the 25th pick.



Coby White, with NBA Commissioner Adam Silver, was the seventh overall pick in the 2019 NBA Draft

“When it comes to impact on the NBA, one program clearly stands apart from the rest. Two schools, North Carolina and UCLA, have developed the most quality NBA talent over the span of the last 60 years of league history, and over the last 25 years the Tar Heels have left the Bruins far behind.

“Carolina has had more first round draft picks than any other program. Those draft picks have gone on to consistently meet or beat expectations for their performance in the NBA. As icing on the cake, Carolina has also had more former players develop into winning NBA coaches than any other college program, and in this regard there is not even a close second.”

— DraftExpress.com



Harrison Barnes, the seventh pick in the 2012 NBA Draft, is active in NBA and USA Basketball outreach.

# THE NEXT LEVEL



Harrison Barnes



Tony Bradley



Reggie Bullock



Vince Carter



Ed Davis



Wayne Ellington



Raymond Felton



Danny Green



Justin Jackson



Cameron Johnson



Nassir Little



Theo Pinson



Coby White



Marvin Williams


“To collect repeated No. 1 seeds and Final Four appearances in this day and age requires future pros on the roster, and UNC has continued its longstanding tradition of paying the NBA forward with the best of the best.”

—ESPN’s Joe Lunardi (2019)




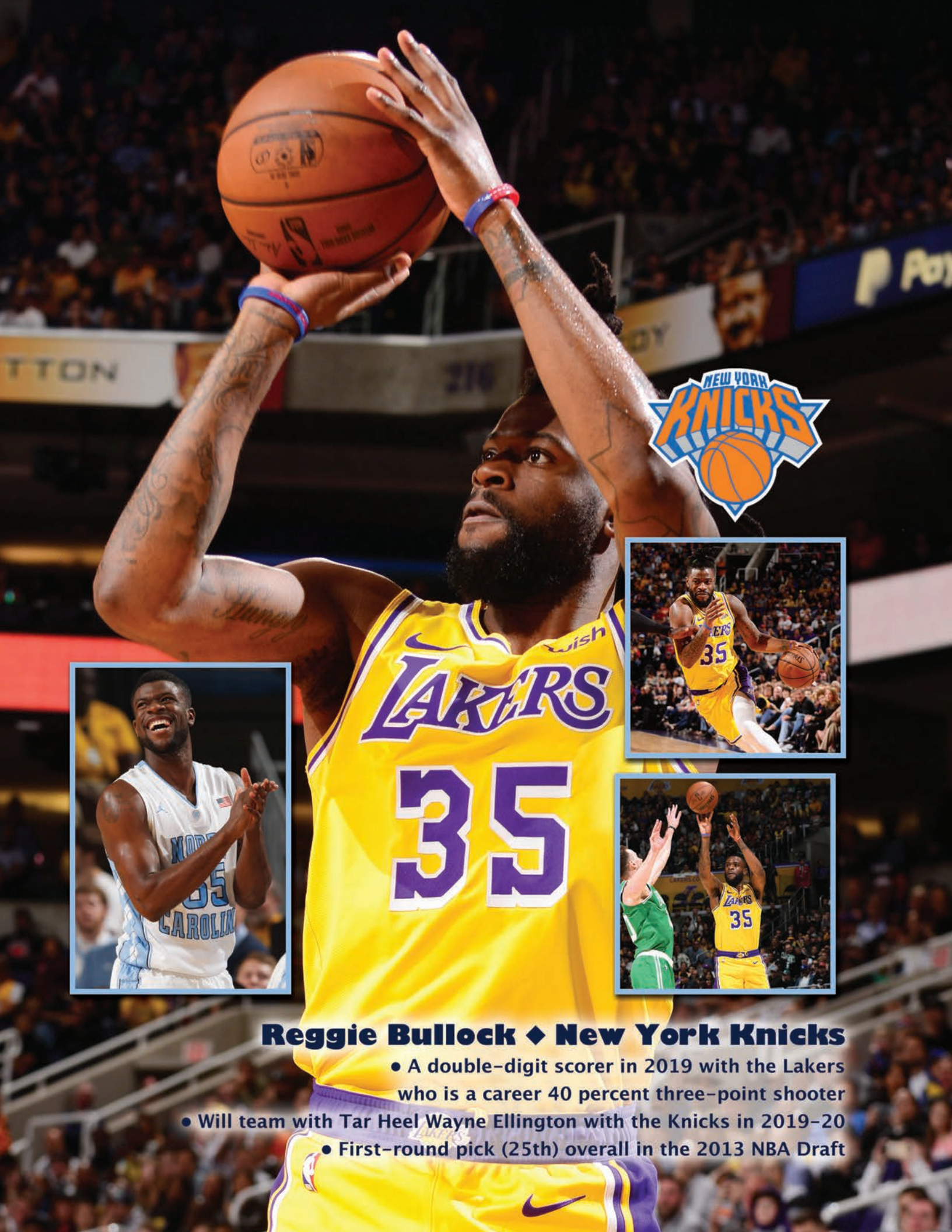
## **Harrison Barnes ♦ Sacramento Kings**

- Re-signed with Sacramento in the summer of 2019
- Won an NBA title with Golden State in 2015 & an Olympic gold medal in 2016
- A lottery pick in 2012




## **Tony Bradley ♦ Utah Jazz**

- First-round NBA Draft pick (28th) overall in 2017 after a season with the Tar Heels
- Won an NCAA title with Carolina in 2017



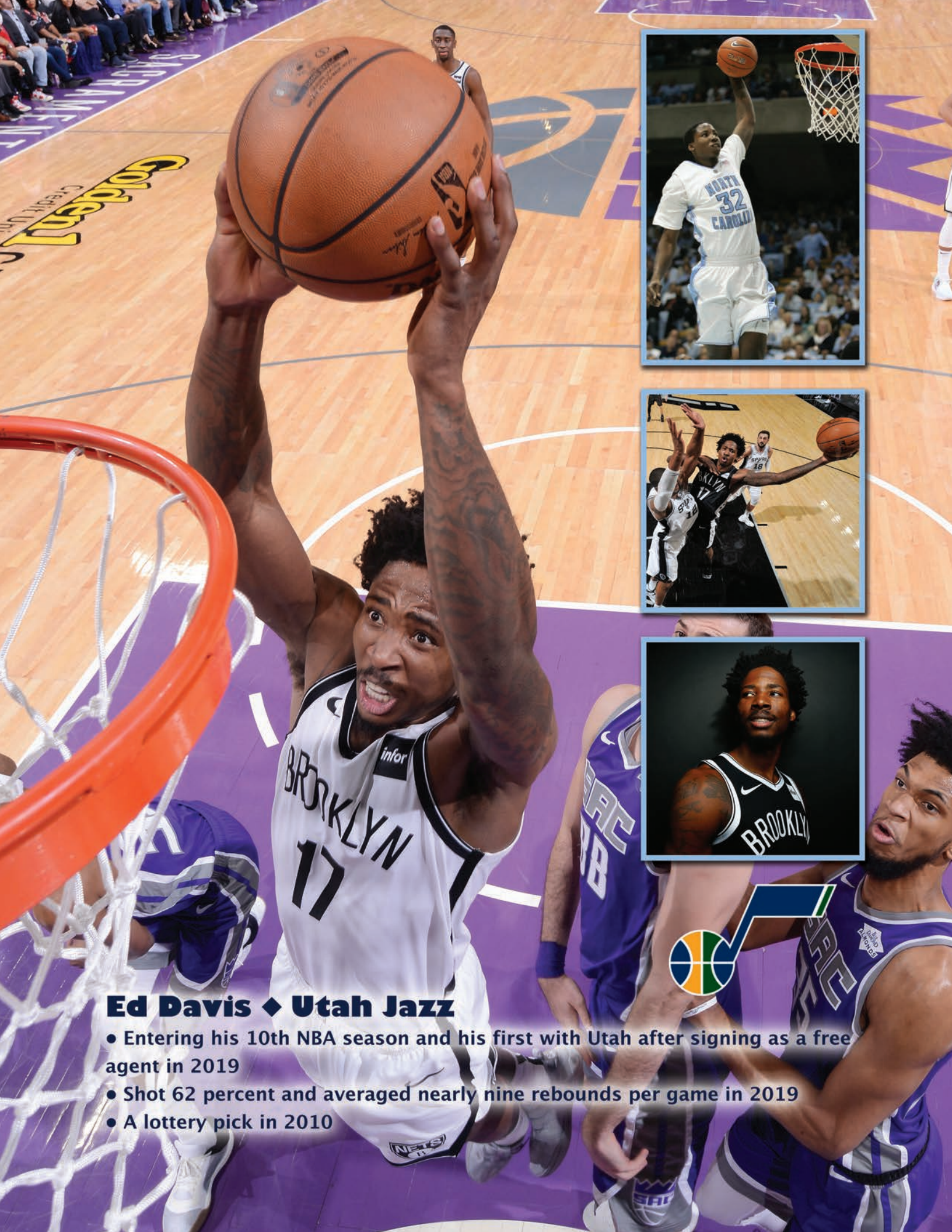
## **Reggie Bullock ♦ New York Knicks**

- A double-digit scorer in 2019 with the Lakers who is a career 40 percent three-point shooter
- Will team with Tar Heel Wayne Ellington with the Knicks in 2019-20
- First-round pick (25th) overall in the 2013 NBA Draft



## **Vince Carter ♦ Atlanta Hawks**

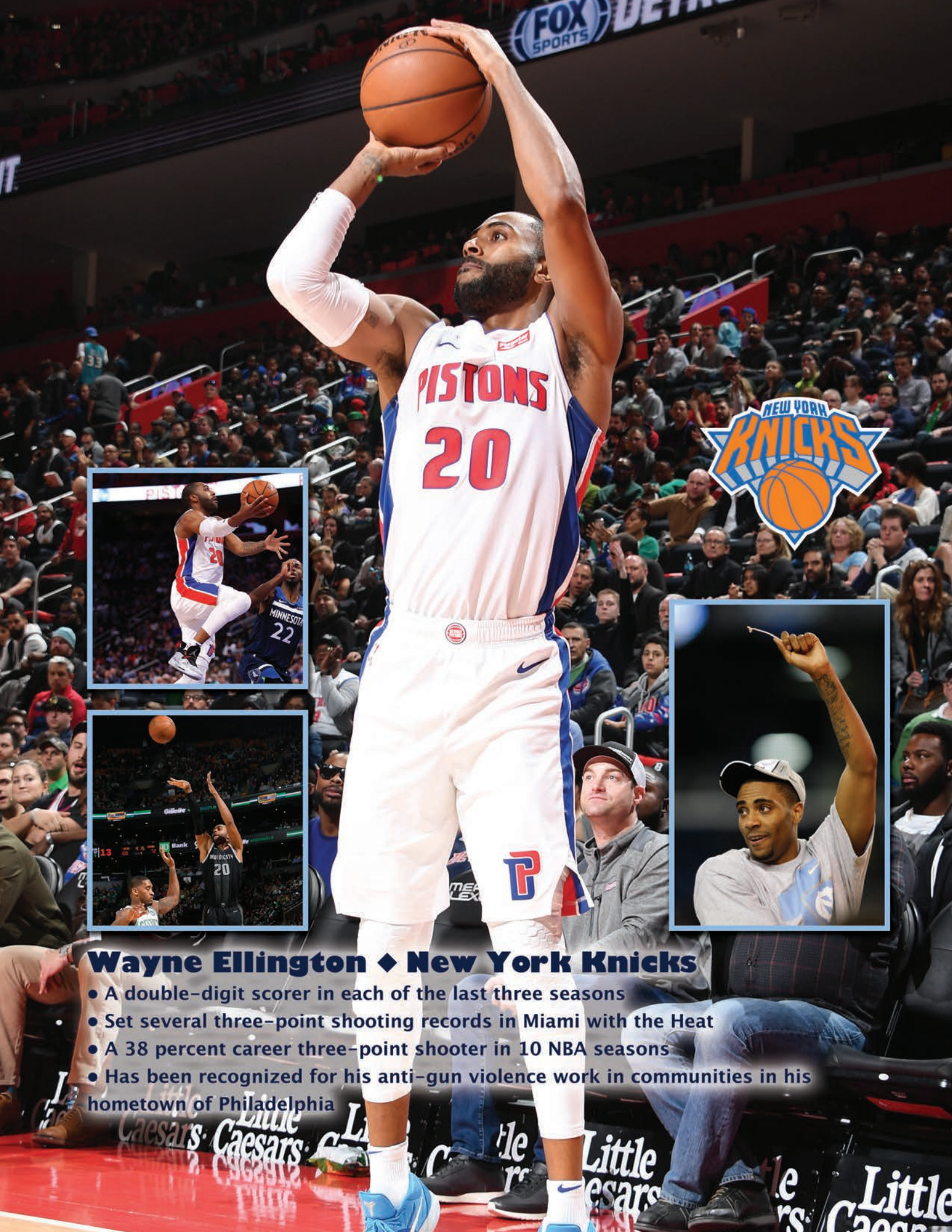
- Entering his 22nd and final NBA season
- By playing in 2019–20, he will have played more NBA seasons than any player in NBA history
- Won the 2018 NBPA's Backbone Award and Most Respected Award, as part of the Players Voice Awards
- Eight-time All-Star, receiving the most votes three times



## Ed Davis ♦ Utah Jazz

- Entering his 10th NBA season and his first with Utah after signing as a free agent in 2019
- Shot 62 percent and averaged nearly nine rebounds per game in 2019
- A lottery pick in 2010







## Wayne Ellington ♦ New York Knicks

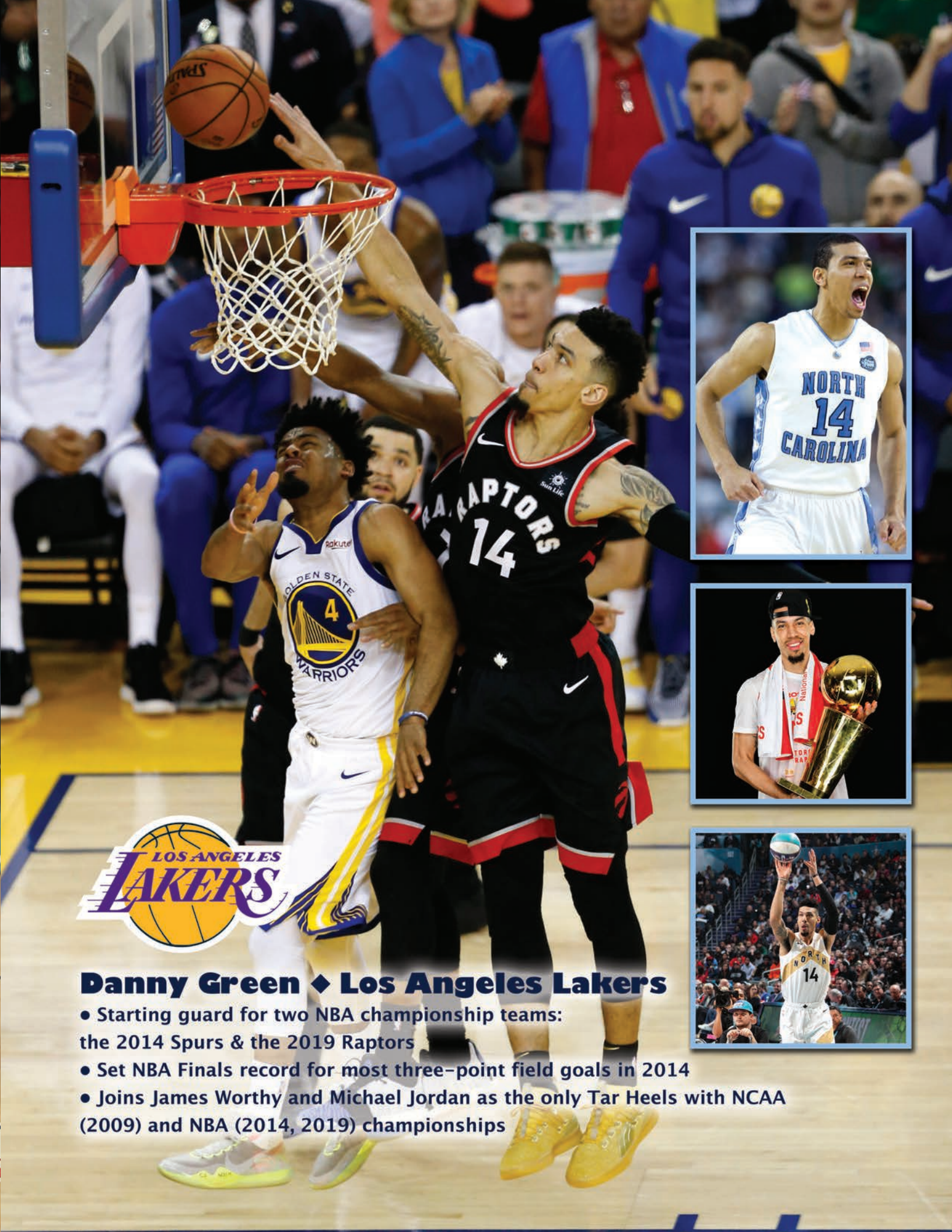
- A double-digit scorer in each of the last three seasons
- Set several three-point shooting records in Miami with the Heat
- A 38 percent career three-point shooter in 10 NBA seasons
- Has been recognized for his anti-gun violence work in communities in his hometown of Philadelphia






## Raymond Felton ♦ Oklahoma City Thunder

- A 14-year NBA veteran
- Boasts career averages of over 11 points and five assists per game
- Lottery pick (fifth overall) in 2005



## Danny Green ♦ Los Angeles Lakers

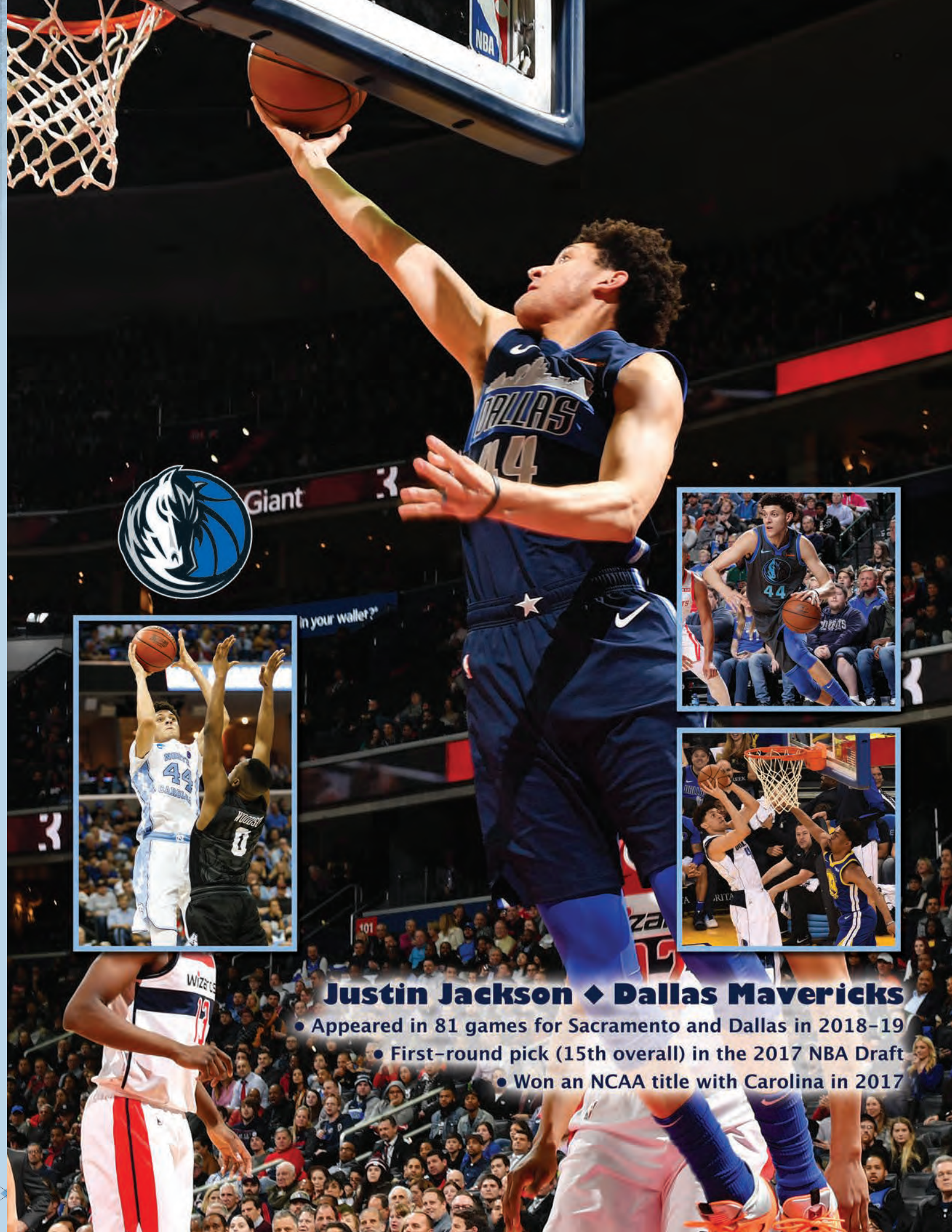
- Starting guard for two NBA championship teams: the 2014 Spurs & the 2019 Raptors
- Set NBA Finals record for most three-point field goals in 2014
- Joins James Worthy and Michael Jordan as the only Tar Heels with NCAA (2009) and NBA (2014, 2019) championships



## John Henson ♦ Cleveland Cavaliers

- Traded to Cleveland during the 2018-19 season
- Lottery pick (14th overall) in the 2012 NBA Draft





## **Justin Jackson ♦ Dallas Mavericks**

- Appeared in 81 games for Sacramento and Dallas in 2018-19
- First-round pick (15th overall) in the 2017 NBA Draft
- Won an NCAA title with Carolina in 2017



## **Cameron Johnson ♦ Phoenix Suns**

- First-round Lottery pick (11th overall) in the 2019 NBA Draft
- Improved from a possible second-round pick to the Lottery after earning All-ACC honors in 2018-19 at Carolina



BiOFREEZE

PORTLAND

9



**Nassir Little ♦ Portland Trail Blazers**

• First-round pick in the 2019 NBA Draft after a season as a Tar Heel



## Theo Pinson ♦ Brooklyn Nets

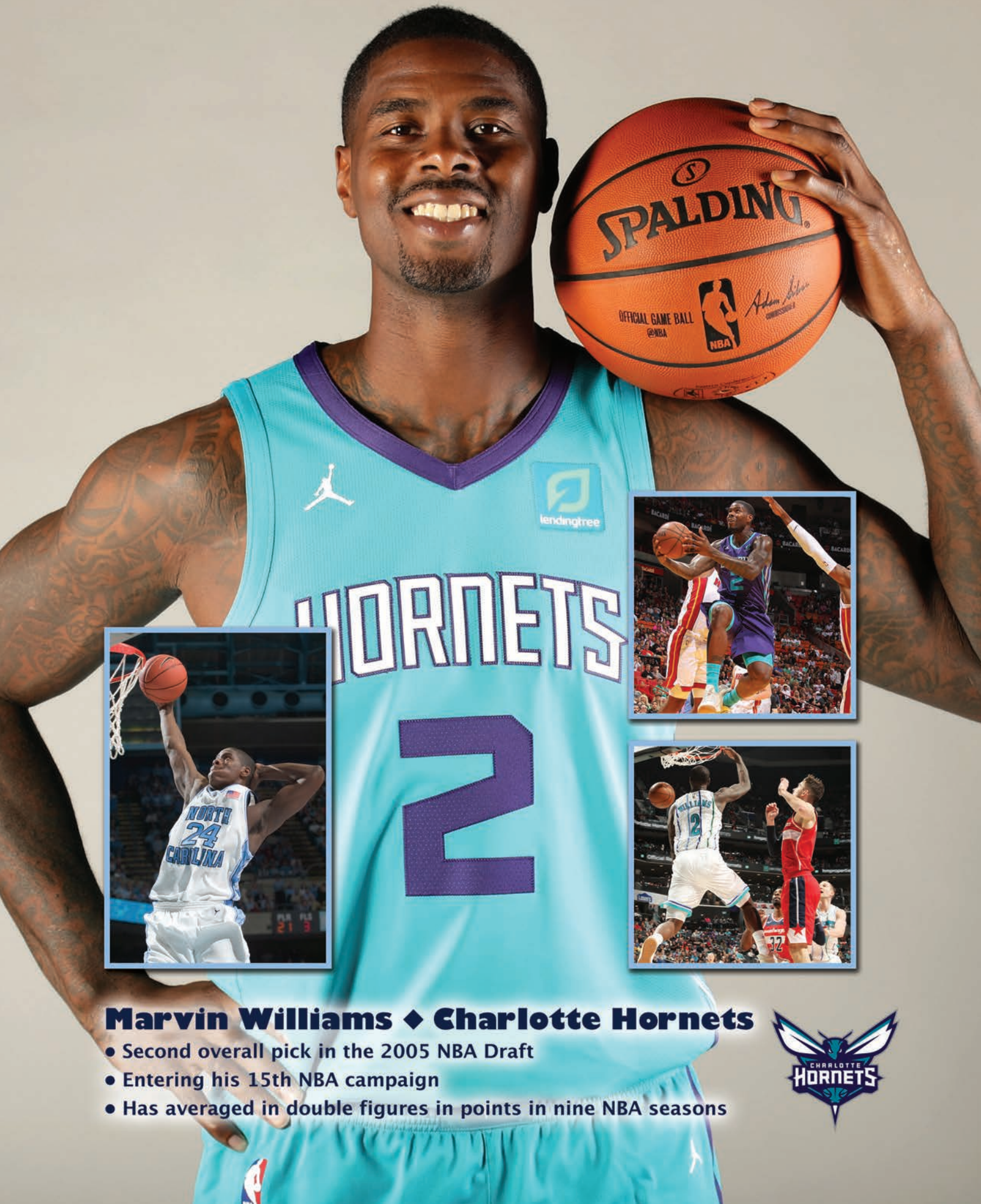
- Signed a contract extension with Brooklyn after the 2018-19 season
- Shot 38 percent from three-point range in the G League to earn a promotion to the NBA to close the season





## **Coby White** ♦ **Chicago Bulls**

- First-round Lottery pick in the 2019 NBA Draft (seventh overall) after a season as a Tar Heel




## **Marvin Williams ♦ Charlotte Hornets**

- Second overall pick in the 2005 NBA Draft
- Entering his 15th NBA campaign
- Has averaged in double figures in points in nine NBA seasons



**ALL-TIME PRO ROSTER**



**2000 NBA Dunk Champion & 22-year NBA veteran Vince Carter**

The following is a list of coaches, administrators or players who played at least one regular-season game in either the NBA (1947-present), the ABA (1968-76) the Basketball Association of America (1947-49) or the National Basketball League (1938-49). (\*Indicates active player/coach/administrator)

**PLAYERS**

**\*Barnes, Harrison** — Golden State 2012-16, Dallas 2016-19; Sacramento, 2019-

**Bradley, Dudley** — Indiana 1979-81; Phoenix 1981-82; Chicago 1982-83; Washington 1984-86; Milwaukee 1986-88; New Jersey 1987-88; Atlanta 1988-89

**\*Bradley, Tony** — Utah 2017-

**Brennan, Pete** — New York 1958-59

**Brown, Larry** — New Orleans (ABA) 1967-68; Oakland (ABA) 1968-69; Washington Capitols (ABA) 1969-70; Virginia Squires (ABA) 1970-71; Denver (ABA) 1970-72

**Bucknall, Steve** — Los Angeles Lakers 1989-90

**\*Bullock, Reggie** — Los Angeles Clippers 2013-14; Phoenix 2014-15; Detroit 2015-19; Los Angeles Lakers, 2019; New York, 2019-

**Bunting, Bill** — Carolina (ABA) 1969-70; New York Nets (ABA) 1969-70; Virginia (ABA) 1970-72

**\*Carter, Vince** — Toronto 1998-2005; New Jersey 2005-09; Orlando 2009-11; Phoenix 2010-11; Dallas 2011-14; Memphis 2014-17; Sacramento 2017-18; Atlanta 2018-

**Chamberlain, Bill** — Kentucky (ABA) 1972-73; Memphis (ABA) 1972-73; Phoenix 1973-74

**Chilcutt, Pete** — Sacramento 1991-94; Detroit 1994; Houston 1994-96; Vancouver 1996-99; Utah 1999-2000; Cleveland 1999-2000; Los Angeles Clippers 2000; Atlanta Hawks 2000-01

**Crompton, Geff** — Denver 1978-79; Portland 1980-81; Milwaukee 1981-82; San Antonio 1982-83; Cleveland 1983-84

**Cunningham, Billy** — Philadelphia 1965-72; Carolina (ABA) 1972-74; Philadelphia 1974-76

**Daugherty, Brad** — Cleveland 1986-96

**\*Davis, Ed** — Toronto 2010-13, Memphis 2013-14; Los Angeles Lakers 2014-15; Portland 2015-18; Brooklyn, 2018-19; Utah, 2019-

**Davis, Hubert** — New York 1992-96; Toronto 1996-97; Dallas 1997-2001; Washington 2001-02; Detroit 2002-03; New Jersey 2003-04

**Davis, Walter** — Phoenix 1977-1988; Denver 1988-1991; Portland 1990-91; Denver 1991-92

**Dillon, John** — Washington 1949-50

**Drew II, Larry** — Philadelphia 2014-15

**TAR HEELS WITH NBA CHAMPIONSHIP RINGS**

Name	Affiliation	Season	Team
Billy Cunningham (1)	Player	1966-67	Philadelphia 76ers
Charles Scott (1)	Player	1975-76	Boston Celtics
Mitch Kupchak	Player	1977-78	Washington Bullets
Tommy LaGarde (1)	Player	1978-79	Seattle SuperSonics
Mitch Kupchak	Player	1981-82	Los Angeles Lakers
Bob McAdoo	Player	1981-82	Los Angeles Lakers
Bobby Jones (1)	Player	1982-83	Philadelphia 76ers
Mitch Kupchak (3)	Player	1984-85	Los Angeles Lakers
Bob McAdoo (2)	Player	1984-85	Los Angeles Lakers
James Worthy	Player	1984-85	Los Angeles Lakers
James Worthy	Player	1986-87	Los Angeles Lakers
James Worthy (3)	Player	1987-88	Los Angeles Lakers
Michael Jordan	Player	1990-91	Chicago Bulls
Scott Williams	Player	1990-91	Chicago Bulls
Michael Jordan	Player	1991-92	Chicago Bulls
Scott Williams	Player	1991-92	Chicago Bulls
Michael Jordan	Player	1992-93	Chicago Bulls
Scott Williams (3)	Player	1992-93	Chicago Bulls
Kenny Smith	Player	1993-94	Houston Rockets
Pete Chilcutt (1)	Player	1994-95	Houston Rockets
Kenny Smith (2)	Player	1994-95	Houston Rockets
Michael Jordan	Player	1995-96	Chicago Bulls
Michael Jordan	Player	1996-97	Chicago Bulls
Michael Jordan (6)	Player	1997-98	Chicago Bulls
Rick Fox	Player	1999-00	Los Angeles Lakers
Rick Fox	Player	2000-01	Los Angeles Lakers
Rick Fox (3)	Player	2001-02	Los Angeles Lakers
Rasheed Wallace (1)	Player	2003-04	Detroit Pistons
Brendan Haywood (1)	Player	2010-11	Dallas Mavericks
Danny Green	Player	2013-14	San Antonio Spurs
Harrison Barnes (1)	Player	2014-15	Golden State Warriors
James Michael McAdoo	Player	2014-15	Golden State Warriors
James Michael McAdoo (2)	Player	2016-17	Golden State Warriors
Danny Green (2)	Player	2018-19	Toronto Raptors

Name	Affiliation	Season	Team
Billy Cunningham (1)	Head Coach	1982-83	Philadelphia 76ers
Mitch Kupchak	Asst. GM	1986-87	Los Angeles Lakers
Mitch Kupchak	Asst. GM	1987-88	Los Angeles Lakers
Mitch Kupchak	GM	1999-00	Los Angeles Lakers
Mitch Kupchak	GM	2000-01	Los Angeles Lakers
Mitch Kupchak	GM	2001-02	Los Angeles Lakers
Larry Brown (1)	Head Coach	2003-04	Detroit Pistons
Dave Hanners (1)	Asst. Coach	2003-04	Detroit Pistons
John Kuester (1)	Asst. Coach	2003-04	Detroit Pistons
Pat Sullivan (1)	Video Coord.	2003-04	Detroit Pistons
Bob McAdoo	Asst. Coach	2005-06	Miami Heat
Mitch Kupchak	GM	2008-09	Los Angeles Lakers
Mitch Kupchak (7)	GM	2009-10	Los Angeles Lakers
Bob McAdoo	Asst. Coach	2011-12	Miami Heat
Bob McAdoo (3)	Asst. Coach	2012-13	Miami Heat

**Players with NCAA championships and NBA titles**

James Worthy — 1982 UNC; 1985, 1987, 1988 L.A. Lakers  
 Michael Jordan — 1982 UNC; 1991, 1992, 1993, 1996, 1997, 1998 Chicago  
 Danny Green — 2009 UNC; 2014 San Antonio, 2019 Toronto



**Tar Heel NBA All-Stars (l-r): James Worthy, Michael Jordan and Walter Davis**

Robert Crawford

**ALL-TIME PRO ROSTER**

**\*Ellington, Wayne** — Minnesota 2009-12; Memphis 2012-13; Cleveland 2013; Dallas 2013-14; Los Angeles Lakers 2014-15; Brooklyn 2015-16; Miami 2016-19; Detroit, 2019; New York, 2019-  
**Elston, Darrell** — Virginia (ABA) 1974-75; Indiana 1976-77

**\*Felton, Raymond** — Charlotte 2005-10; New York 2010-11; Denver 2011; Portland 2011-12; New York 2012-14; Dallas 2014-16; Los Angeles Clippers 2016-17; Oklahoma City 2017-19  
**Ford, Phil** — Kansas City 1978-1982; New Jersey 1982-83; Milwaukee 1982-83; Houston 1983-85  
**Forte, Joseph** — Boston 2001-02; Seattle 2002-03  
**Fox, Rick** — Boston 1991-97; Los Angeles Lakers 1997-2004

**Glamack, George** — Akron 1941-42 (NBL); Rochester 1945-47 (NBL); Indianapolis Kautskys 1947-48 (NBL); Hammond 1948-49 (NBL); Indianapolis Jets 1948-49 (NBL)  
**\*Green, Danny** — Cleveland 2009-10; San Antonio 2010-18; Toronto, 2018-19; Los Angeles Lakers, 2019-  
**Grubar, Dick** — Indiana (ABA) 1969-70

**Hairston, P.J.** — Charlotte 2014-16; Memphis 2016-17  
**Hansbrough, Tyler** — Indiana 2009-13; Toronto 2013-15; Charlotte 2015-16

**Haywood Brendan** — Washington 2001-10; Dallas 2010-12; Charlotte 2012-14; Cleveland 2014-15  
**\*Henson, John** — Milwaukee 2012-19; Cleveland 2019-  
**\*Hicks, Isaiah** — N.Y. Knicks 2017-

**\*Jackson, Justin** — Sacramento 2017-19; Dallas 2019-  
**Jamison, Antawn** — Golden State 1998-2003; Dallas 2003-04; Washington 2004-2010; Cleveland 2010-12; L.A. Lakers 2012-13; L.A. Clippers 2013-14  
**Johnson, Brice** — Los Angeles Clippers 2016-18; Detroit 2018; Memphis 2018  
**\*Johnson, Cameron** — Phoenix 2019-  
**Jones, Bobby** — Denver (ABA) 1974-76; Denver (NBA) 1976-78; Philadelphia, 1978-86  
**Jordan, Michael** — Chicago 1984-93, 1995-98; Washington 2001-03  
**Karl, George** — San Antonio (ABA) 1973-76; San Antonio (NBA) 76-78  
**Kearns, Tommy** — Syracuse 1958-59  
**Kuester, John** — Kansas City 1977-78; Denver 1978-79; Indiana 1979-80  
**Kupchak, Mitch** — Washington 1976-1981; Los Angeles Lakers 1981-86

**LaGarde, Tom** — Denver 1977-78; Seattle 1978-80; Dallas 1980-82; New Jersey 1984-85  
**Larese, York** — Chicago Packers 1961-62; Philadelphia Warriors 1961-62  
**Lawson, Ty** — Denver 2009-15; Houston 2015-16; Indiana 2016; Sacramento 2016-17; Washington 2018  
**Lebo, Jeff** — San Antonio 1989-90  
**Lewis, Bobby** — San Francisco 1967-70; Cleveland 1970-71  
**\*Little, Nassir** — Portland 2019-  
**Lynch, George** — Los Angeles Lakers 1993-96; Vancouver 1996-98; Philadelphia 1998-2001; Charlotte/New Orleans 2001-05

**Marshall, Kendall** — Phoenix 2012-13; Los Angeles Lakers 2013-14; Milwaukee 2014-15; Philadelphia 2015-16  
**May, Sean** — Charlotte 2005-09; Sacramento 2009-10  
**McAdoo, Bob** — Buffalo 1972-1977; New York 1977-78; Boston 1978-79; Detroit 1979-81; New Jersey 1980-81; Los Angeles Lakers 1981-1985; Philadelphia 1985-86  
**McAdoo, James Michael** — Golden State 2014-17, Philadelphia, 2017-18  
**McCants, Rashad** — Minnesota 2005-09; Sacramento 2009  
**McInnis, Jeff** — Denver 1996-97; Washington 1998-99; Los Angeles Clippers 2000-2002; Portland 2002-2004; Cleveland 2004-2005; New Jersey 2005-07; Charlotte 2007-08  
**McKinney, Horace (Bones)** — Washington 1946-51  
**Miller, Bill** — Chicago 1948-49; St. Louis 1948-49  
**Miller, Larry** — Los Angeles Stars (ABA) 1968-70; Carolina (ABA) 1969-72; San Diego (ABA) 1972-74; Virginia (ABA) 1973-74; Utah (ABA) 1974-75  
**Moe, Doug** — New Orleans (ABA) 1967-68; Oakland (ABA) 1968-69; Carolina (ABA) 1969-70; Virginia (ABA) 1970-72  
**Montross, Eric** — Boston 1994-96; Dallas 1996-97; New Jersey 1996-97; Philadelphia 1997-98; Detroit 1998-2001; Toronto 2001-2003



**Raymond Felton has played 14 NBA seasons.**

**Nagy, Fred (Fritz)** — Indianapolis 1948-49  
**Noel, David** — Milwaukee 2006-08

**O’Koren, Mike** — New Jersey 1980-86, Washington 1986-87; New Jersey 1987-88

**Paige, Marcus** — Charlotte 2017-18  
**Perkins, Sam** — Dallas 1984-90; Los Angeles Lakers 1990-93; Seattle 1993-98; Indiana 1998-2001  
**Phelps, Derrick** — Sacramento 1994-95  
**\*Pinson, Theo** — Brooklyn, 2018-  
**Popson, Dave** — Los Angeles Clippers 1988-89; Miami 1988-89; Boston 1990-91; Milwaukee 1991-92  
**Previs, Steve** — Carolina (ABA) 1972-73

**Reid, J.R.** — Charlotte 1989-93; San Antonio 1992-96; New York 1995-96; Charlotte 1997-99; Los Angeles Lakers 1999; Milwaukee 1999-2000; Cleveland 2000-01  
**Rosenbluth, Lennie** — Philadelphia Warriors 1957-59  
**Rozier, Clifford** — Golden State 1994-96; Orlando 1996-97; Toronto 1996-97; Minnesota 1997-98

**Salvadori, Kevin** — Sacramento 1996-98  
**Scott, Charlie** — Virginia (ABA) 1970-72; Phoenix 1971-75; Boston 1975-78; Los Angeles Lakers 1977-78; Denver 1978-80  
**Shaffer, Lee** — Syracuse 1961-63; Philadelphia 1963-64  
**Smith, Kenny** — Sacramento 1987-90; Atlanta 1989-90; Houston 1990-96; Denver 1996-97; Detroit 1996-97  
**Stackhouse, Jerry** — Philadelphia 1995-98; Detroit 1998-2002; Washing-



**Naismith Hall of Famer Bob McAdoo was the 1975 NBA MVP.**

## ALL-TIME PRO ROSTER



**Rasheed Wallace won an NBA title with Detroit in 2004.**

ton 2002-04; Dallas 2004-09; Milwaukee 2009-10; Miami 2010-11; Atlanta 2011-12; Brooklyn 2012-13

**Stephenson, Alex** — L.A. Clippers 2016-17

**Wallace, Rasheed** — Washington 1995-96; Portland 1996-2003; Atlanta 2004; Detroit 2004-09; Boston 2009-10; New York 2012-13

**Washington, Donald** — Denver (ABA) 1974-75; Utah (ABA) 1975-76

**Wear, David** — Sacramento 2014-15

**Wear, Travis** — N.Y. Knicks 2014-15; Los Angeles Lakers, 2017-19

**Wenstrom, Matt** — Boston 1993-94

**\*White, Coby** — Chicago 2019-

**Williams, Jawad** — Cleveland 2008-11

**\*Williams, Marvin** — Atlanta 2005-12; Utah 2012-14; Charlotte 2014-

**Williams, Scott** — Chicago 1990-94; Philadelphia 1994-99; Milwaukee 1999-2001; Denver 2001-02; Phoenix 2002-04; Dallas 2004; Phoenix 2004; Cleveland 2004-05

**Williams, Shammond** — Atlanta 1998-99; Seattle 1999-2002; Boston 2002-03; Denver 2003; New Orleans 2004, Los Angeles Lakers 2006-07

**Wolf, Joe** — Los Angeles Clippers 1987-90; Denver 1990-92; Boston 1992-93; Portland 1992-93; Charlotte 1994-96; Orlando 1995-96; Milwaukee 1996-97; Denver 1997-98; Charlotte 1998-99

**Wood, Al** — Atlanta 1981-82; San Diego 1981-83; Seattle 1983-86; Dallas 1986-87

**Worthy, James** — Los Angeles Lakers 1982-94

**Wright, Brandon** — Golden State Warriors 2007-11; New Jersey 2011; Dallas 2011-15; Phoenix 2015; Memphis 2015-18; Houston 2018

**Wycik, Dennis** — Carolina (ABA) 1972-74; St. Louis (ABA) 1974-75

**Yonakor, Rich** — San Antonio 1981-82

**\*Zeller, Tyler** — Cleveland 2012-14; Boston 2014-17; Brooklyn 2017-18; Milwaukee 2018; Atlanta 2019; Memphis 2019

### NBA ADMINISTRATION, COACHES

**Brown, Larry:** Head Coach: Denver (ABA) 1974-76; Denver (NBA) 1976-79; New Jersey 1981-83; San Antonio 1988-1992; Los Angeles Clippers 1992-93; Indiana 1993-97; Philadelphia 1997-2003; Detroit 2003-05; New York 2005-06; Charlotte 2008-11

**Cunningham, Billy:** Head Coach: Philadelphia 1977-1985; Part-Owner: Miami 1988-95

**Davis, Walter:** Advance Scout: Washington 2000-04

**Ford, Phil:** Assistant Coach: Detroit 2004-2005; New York 2005-07; Charlotte 2007-2011

**Hanners, Dave:** Advance Scout/Assistant Coach: Philadelphia 2000-03; Assistant Coach: Detroit 2003-2005; New York 2005-08; Charlotte 2008-2011; New Orleans 2011-15



**Jerry Stackhouse was the 2017 NBA G League Coach of the Year, winning a championship with Toronto's squad.**

**\*Jamison, Antawn:** Director of Pro Personnel: Washington, 2019-

**\*Jordan, Michael:** Part Owner & President: Washington Wizards 2000-03; Managing Member of Basketball Operations: Charlotte Bobcats 2006-2010; Owner: Charlotte Bobcats/Hornets 2010-

**Karl, George:** Assistant Coach: San Antonio 1978-80; Director of Player Acquisition: Cleveland 1983-84; Head Coach: Cleveland 1984-86; Golden State 1986-88; Seattle 1991-98; Milwaukee 1998-2003; Denver 2005-13; Head Coach: Sacramento 2015-16

**Kuester, John:** Assistant Coach: Boston 1996-97; Philadelphia 1997-2003; Detroit 2003-04; New Jersey 2004-06; Orlando 2006-07; Cleveland 2007-09; Head Coach: Detroit 2009-2011; Assistant Coach: Los Angeles Lakers 2011-12; Advance Scout 2012-17

**\*Kupchak, Mitch:** Assistant General Manager: Los Angeles Lakers 1986-92; General Manager: Los Angeles Lakers 1992-2017; General Manager: Charlotte 2018-

**Larese, York:** Head Coach: New York Nets (ABA) 1969-70

**\*Lebo, Jeff:** Assistant Coach, Greensboro Swarm (G-League), 2019-

**McAdoo, Bob:** Assistant Coach: Miami 1995-2014

**McGuire, Frank:** Head Coach: Philadelphia Warriors 1961-62

**McKinney, Bones:** Head Coach: Washington 1950-51; Boston 1950-52

**Moe, Doug:** Assistant Coach: Carolina (ABA) 1972-74; Denver (ABA) 1974-76, 1979-80; Head Coach: San Antonio 1976-80; Denver 1980-90; Philadelphia 1992-93; Assistant Coach: Denver 2005-09

**\*Noel, David:** Assistant Coach, Capital City Go-Go (G-League), 2019-

**O'Koren, Mike:** Assistant Coach: New Jersey 1999-2003; Washington 2003-09; Philadelphia, 2009-10

**Perkins, Sam:** Vice President of Player Relations: Indiana 2008-2010

**\*Peterson, Buzz:** Director of Player Personnel, Charlotte 2007-09; Assistant General Manager, 2017-

**\*Simmons, Jackson:** Assistant Video Coordinator, Charlotte 2017-

**Stackhouse, Jerry:** Assistant Coach, Memphis, 2018-19

**\*Sullivan, Pat:** Video Coordinator: Detroit 2003-2004; Assistant Coach: Detroit 2004-2005; New Jersey 2005-08; Detroit 2008-12; Scout: Washington 2012-13; Assistant Coach: Washington 2013-16; Los Angeles Clippers 2016-18; New York, 2018-

**Wallace, Rasheed:** Assistant Coach: Detroit 2013-14

**\*Walsh, Donnie:** Assistant Coach: Denver 1978-81; Indiana 1984-86; General Manager: Indiana 1985-88; President: Indiana 1988-2003; CEO, 2003-08; President: New York 2008-11; Consultant: Indiana, 2012-

**Williams, Scott:** Assistant Coach: Milwaukee 2013-14


**\*Wolf, Joe:** Assistant Coach: Milwaukee 2008-13; New Jersey 2014-17; Head Coach, Greensboro Swarm (G-League), 2018-




**Tar Heels and longtime NBA coaches George Karl and Doug Moe**

**NBA DRAFT POWERHOUSE**


Year	Player	NBA Team	Round	# Pick	# Overall
1947	Fritz Nagy*	Pittsburgh Ironmen	n/a	n/a	n/a
1948	Hook Dillon	Chicago Stags	n/a	n/a	n/a
1948	Norman Kohler	Indianapolis Olympians	n/a	n/a	n/a
1948	Bob Paxton	Indianapolis Olympians	n/a	n/a	n/a
1957	Lennie Rosenbluth	Philadelphia Warriors	1st	6	6
1958	Pete Brennan	New York Knicks	1st	4	4
1958	Joe Quigg	New York Knicks	2nd	4	12
1958	Tommy Kearns	Syracuse Nationals	4th	6	29
1960	Lee Shaffer	Syracuse Nationals	1st	5	5
1960	Doug Moe	Detroit Pistons	7th	4	52
1961	York Larese	Chicago Packers	2nd	11	20
1961	Doug Moe	Chicago Packers	2nd	13	22
1961	Dick Kepley	St. Louis Hawks	11th	7	98
1962	Jim Hudock	Philadelphia Warriors	6th	7	50
1962	Ken McComb	Philadelphia Warriors	10th	6	84
1962	Donnie Walsh	Philadelphia Warriors	11th	5	89
1963	Larry Brown	Baltimore Bullets	7th	2	55
1965	Billy Cunningham	Philadelphia 76ers	1st	4	4
1966	Bob Bennett	New York Knicks	13th	1	101
1967	Bob Lewis	San Francisco Warriors	4th	8	39
1967	Mark Mirken	New York Knicks	11th	4	117
1968	Larry Miller	Philadelphia 76ers	5th	12	62
1969	Bill Bunting	New York Knicks	2nd	11	26
1969	Dick Grubar	Los Angeles Lakers	6th	12	83
1969	Rusty Clark	Detroit Pistons	11th	4	145
1970	Charles Scott	Boston Celtics	7th	4	106
1971	Lee Dedmon	Los Angeles Lakers	5th	13	81
1972	Robert McAdoo	Buffalo Braves	1st	2	2
1972	Dennis Wuycik	Boston Celtics	2nd	14	27
1972	Bill Chamberlain	Golden State Warriors	3rd	13	43
1972	Steve Previs	Boston Celtics	7th	14	111
1972	Kim Hubbard	Buffalo Braves	13th	2	176
1972	Craig Corson	Buffalo Braves	14th	2	182
1973	George Karl	New York Knicks	4th	14	66
1973	Donn Johnston	Buffalo Braves	18th	1	207
1974	Bobby Jones	Houston Rockets	1st	5	5
1974	Darrell Elston	Atlanta Hawks	3rd	7	43
1974	John O'Donnell	New York Knicks	10th	14	174
1975	Donald Washington	New York Knicks	5th	8	80
1975	Ed Stahl	Kansas City-Omaha Kings	5th	13	85
1976	Mitch Kupchak	Washington Bullets	1st	13	13
1977	Walter Davis	Phoenix Suns	1st	5	5
1977	Tommy LaGarde	Denver Nuggets	1st	9	9
1977	John Kuester	Kansas City Kings	3rd	9	53
1977	Bruce Buckley	San Antonio Spurs	6th	15	125
1978	Phil Ford	Kansas City Kings	1st	2	2
1978	Geff Crompton	Kansas City Kings	4th	4	70
1978	Tom Zaliagiris	Milwaukee Bucks	8th	12	164
1979	Dudley Bradley	Indiana Pacers	1st	13	13
1980	Mike O'Koren	New Jersey Nets	1st	6	6
1980	John Virgil	Golden State Warriors	3rd	3	49
1980	Rich Yonakor	San Antonio Spurs	3rd	15	61
1980	Jeff Wolf	Milwaukee Bucks	4th	17	86
1980	Dave Colescott	Utah Jazz	7th	2	140
1981	Al Wood	Atlanta Hawks	1st	4	4
1981	Pete Budko	Dallas Mavericks	5th	1	93
1981	Mike Pepper	San Diego Clippers	6th	8	123
1982	James Worthy	Los Angeles Lakers	1st	1	1
1982	Jimmy Black	New Jersey Nets	3rd	13	59
1982	Chris Brust	Denver Nuggets	6th	16	131
1982	Jeb Barlow	Denver Nuggets	7th	15	153
1983	Jimmy Braddock	Denver Nuggets	5th	14	107
1984	Michael Jordan	Chicago Bulls	1st	3	3
1984	Sam Perkins	Dallas Mavericks	1st	4	4
1984	Matt Doherty	Cleveland Cavaliers	6th	8	119
1984	Cecil Exum	Denver Nuggets	9th	10	194
1985	Buzz Peterson	Cleveland Cavaliers	7th	8	147
1986	Brad Daugherty	Cleveland Cavaliers	1st	1	1
1986	Warren Martin	Cleveland Cavaliers	4th	3	73
1986	Steve Hale	New Jersey Nets	4th	11	81
1987	Kenny Smith	Sacramento Kings	1st	6	6
1987	Joe Wolf	Los Angeles Clippers	1st	13	13
1987	Dave Popson	Detroit Pistons	4th	19	88



**Rasheed  
Wallace,  
1995**



**Vince  
Carter,  
1998**




**Marvin  
Williams,  
2005**

**52 FIRST-ROUND DRAFT PICKS — MOST IN HISTORY**

Year	Player	NBA Team	Round	# Pick	# Overall
1987	Curtis Hunter	Denver Nuggets	7th	18	156
1989	J.R. Reid	Charlotte Hornets	1st	5	5
1991	Rick Fox	Boston Celtics	1st	24	24
1991	Pete Chilcutt	Sacramento Kings	1st	27	27
1992	Hubert Davis	New York Knicks	1st	20	20
1993	George Lynch	Los Angeles Lakers	1st	12	12
1994	Eric Montross	Boston Celtics	1st	9	9
1994	Clifford Rozier**	Golden State Warriors	1st	16	16
1995	Jerry Stackhouse	Philadelphia 76ers	1st	3	3
1995	Rasheed Wallace	Washington Bullets	1st	4	4
1996	Jeff McInnis	Denver Nuggets	2nd	8	37
1997	Serge Zwikker	Houston Rockets	2nd	1	29
1998	Antawn Jamison	Toronto Raptors	1st	4	4
1998	Vince Carter	Golden State Warriors	1st	5	5
1998	Shammond Williams	Chicago Bulls	2nd	5	34
2001	Brendan Haywood	Cleveland Cavaliers	1st	20	20
2001	Joseph Forte	Boston Celtics	1st	21	21
2005	Marvin Williams	Atlanta Hawks	1st	2	2
2005	Raymond Felton	Charlotte Bobcats	1st	5	5
2005	Sean May	Charlotte Bobcats	1st	13	13
2005	Rashad McCants	Minnesota Timberwolves	1st	14	14
2006	David Noel	Milwaukee Bucks	2nd	9	39
2007	Brandan Wright	Charlotte Bobcats	1st	8	8
2007	Reyshawn Terry	Orlando Magic	2nd	14	44
2009	Tyler Hansbrough	Indiana Pacers	1st	13	13
2009	Ty Lawson	Minnesota Timberwolves	1st	18	18
2009	Wayne Ellington	Minnesota Timberwolves	1st	28	28
2009	Danny Green	Cleveland Cavaliers	2nd	16	46
2010	Ed Davis	Toronto Raptors	1st	13	13
2012	Harrison Barnes	Golden State Warriors	1st	7	7
2012	Kendall Marshall	Phoenix Suns	1st	13	13
2012	John Henson	Milwaukee Bucks	1st	14	14
2012	Tyler Zeller	Dallas Mavericks	1st	17	17
2013	Reggie Bullock	Los Angeles Clippers	1st	25	25
2014	P.J. Hairston	Miami Heat	1st	26	26
2015	J.P. Tokoto	Philadelphia 76ers	2nd	28	58
2016	Brice Johnson	Los Angeles Clippers	1st	25	25
2016	Marcus Paige	Brooklyn Nets	2nd	25	55
2017	Justin Jackson	Portland Trail Blazers	1st	15	15
2017	Tony Bradley	Los Angeles Lakers	1st	28	28
2019	Coby White	Chicago Bulls	1st	7	7
2019	Cameron Johnson	Phoenix Suns	1st	11	11
2019	Nassir Little	Portland Trail Blazers	1st	25	25

\* Nagy played one season at UNC before World War II, then finished his career at Akron

\*\* Rozier played one season at UNC before transferring to Louisville



**Harrison Barnes, 2012**




**Justin Jackson, 2017**



**Ed Davis, 2010**



**Nassir Little, 2019**



**Coby White, 2019**

**NBA AWARD WINNERS**

**NBA MOST VALUABLE PLAYER**

1974-75	Bob McAdoo	Buffalo Braves
1987-88	Michael Jordan	Chicago Bulls
1990-91	Michael Jordan	Chicago Bulls
1991-92	Michael Jordan	Chicago Bulls
1995-96	Michael Jordan	Chicago Bulls
1997-98	Michael Jordan	Chicago Bulls

**NBA COACH OF THE YEAR**

1987-88	Doug Moe	Denver Nuggets
2000-01	Larry Brown	Philadelphia 76ers

**NBA ROOKIE OF THE YEAR**

1972-73	Bob McAdoo	Buffalo Braves
1977-78	Walter Davis	Phoenix Suns
1978-79	Phil Ford	Kansas City Kings
1984-85	Michael Jordan	Chicago Bulls
1998-99	Vince Carter	Toronto Raptors

**NBA DEFENSIVE PLAYER OF THE YEAR**

1987-88	Michael Jordan	Chicago Bulls
---------	----------------	---------------

**NBA SIXTH MAN AWARD**

1982-83	Bobby Jones	Philadelphia 76ers
2003-04	Antawn Jamison	Dallas Mavericks

**NBA FINALS MOST VALUABLE PLAYER**

1988	James Worthy	Los Angeles Lakers
1991	Michael Jordan	Chicago Bulls
1992	Michael Jordan	Chicago Bulls
1993	Michael Jordan	Chicago Bulls
1996	Michael Jordan	Chicago Bulls
1997	Michael Jordan	Chicago Bulls
1998	Michael Jordan	Chicago Bulls

**ALL-NBA TEAM**

1968-69	Billy Cunningham	Philadelphia 76ers	First-team
1969-70	Billy Cunningham	Philadelphia 76ers	First-team
1970-71	Billy Cunningham	Philadelphia 76ers	First-team
1971-72	Billy Cunningham	Philadelphia 76ers	Second-team
1973-74	Bob McAdoo	Buffalo Braves	Second-team
1974-75	Bob McAdoo	Buffalo Braves	First-team
1977-78	Walter Davis	Phoenix Suns	Second-team
1978-79	Walter Davis	Phoenix Suns	Second-team
	Phil Ford	Kansas City Kings	Second-team
1984-85	Michael Jordan	Chicago Bulls	Second-team
1986-87	Michael Jordan	Chicago Bulls	First-team
1987-88	Michael Jordan	Chicago Bulls	First-team
1988-89	Michael Jordan	Chicago Bulls	First-team
1989-90	Michael Jordan	Chicago Bulls	First-team
	James Worthy	Los Angeles Lakers	Third-team
1990-91	Michael Jordan	Chicago Bulls	First-team
	James Worthy	Los Angeles Lakers	Third-team
1991-92	Michael Jordan	Chicago Bulls	First-team
	Brad Daugherty	Cleveland Cavaliers	Third-team
1992-93	Michael Jordan	Chicago Bulls	First-team
1995-96	Michael Jordan	Chicago Bulls	First-team
1996-97	Michael Jordan	Chicago Bulls	First-team
1997-98	Michael Jordan	Chicago Bulls	First-team
1999-00	Vince Carter	Toronto Raptors	Third-team
2000-01	Vince Carter	Toronto Raptors	Second-team

**Totals:** 25 All-NBA Team Selections (14 first-team, seven second-team, four third-team)

**NBA ALL-ROOKIE TEAM**

1972-73	Bob McAdoo	Buffalo Braves	First-team
1976-77	Mitch Kupchak	Washington Bullets	First-team
1977-78	Walter Davis	Phoenix Suns	First-team
1978-79	Phil Ford	Kansas City Kings	First-team
1982-83	James Worthy	Los Angeles Lakers	First-team




Michael Jordan — Six-time NBA Finals MVP and five-time NBA MVP



2005 NBA All-Stars Antawn Jamison and Vince Carter



**NBA AWARD WINNERS**



Seven-time All-Star & 1988 NBA Finals MVP James Worthy

1984-85	Michael Jordan	Chicago Bulls	First-team
	Sam Perkins	Dallas Mavericks	First-team
1986-87	Brad Daugherty	Cleveland Cavaliers	First-team
1987-88	Kenny Smith	Sacramento Kings	First-team
1989-90	J.R. Reid	Charlotte Hornets	Second-team
1991-92	Rick Fox	Boston Celtics	Second-team
1994-95	Eric Montross	Boston Celtics	Second-team
1995-96	Jerry Stackhouse	Philadelphia 76ers	First-team
	Rasheed Wallace	Washington Bullets	Second-team
1998-99	Vince Carter	Toronto Raptors	First-team
	Antawn Jamison	Golden State Warriors	Second-team
2005-06	Raymond Felton	Charlotte Bobcatss	Second-team
	Marvin Williams	Atlanta Hawks	Second-team
2012-13	Harrison Barnes	Golden State Warriors	First-team
	Tyler Zeller	Cleveland Cavaliers	Second-team

Totals: 20 All-Rookie Team Selections (12 1st-team, eight 2nd-team)

**NBA ALL-DEFENSIVE TEAM**

1976-77	Bobby Jones	Denver Nuggets	First-team
1977-78	Bobby Jones	Denver Nuggets	First-team
1978-79	Bobby Jones	Philadelphia 76ers	First-team
1979-80	Bobby Jones	Philadelphia 76ers	First-team
1980-81	Bobby Jones	Philadelphia 76ers	First-team
	Dudley Bradley	Indiana Pacers	Second-team
1981-82	Bobby Jones	Philadelphia 76ers	First-team
1982-83	Bobby Jones	Philadelphia 76ers	First-team
1983-84	Bobby Jones	Philadelphia 76ers	First-team
1984-85	Bobby Jones	Philadelphia 76ers	Second-team
1987-88	Michael Jordan	Chicago Bulls	First-team
1988-89	Michael Jordan	Chicago Bulls	First-team
1989-90	Michael Jordan	Chicago Bulls	First-team
1990-91	Michael Jordan	Chicago Bulls	First-team
1991-92	Michael Jordan	Chicago Bulls	First-team
1992-93	Michael Jordan	Chicago Bulls	First-team
1995-96	Michael Jordan	Chicago Bulls	First-team
1996-97	Michael Jordan	Chicago Bulls	First-team
1997-98	Michael Jordan	Chicago Bulls	First-team
2016-17	Danny Green	San Antonio Spurs	Second-team

Totals: 20 All-Defensive Team Selections (17 first-team, three second-team)

**NBA ALL-STAR GAME**

Player	Number (Years)
Vince Carter	8 (2000, 2001, 2002, 2003, 2004, 2005, 2006, 2007)
Billy Cunningham	4 (1969, 1970, 1971, 1972)
Brad Daugherty	5 (1988, 1989, 1991, 1992, 1993)
Walter Davis	6 (1978, 1979, 1980, 1981, 1984, 1987)
Antawn Jamison	2 (2005, 2008)
Bobby Jones	4 (1977, 1978, 1981, 1982)
Michael Jordan	14 (1985, 1986, 1987, 1988*, 1989, 1990, 1991, 1992, 1993, 1996*, 1997, 1998*, 2002, 2003)
Bob McAdoo	5 (1974, 1975, 1976, 1977, 1978)
Charlie Scott	3 (1973, 1974, 1975)
Lee Shaffer	1 (1963)
Jerry Stackhouse	2 (2000, 2001)
Rasheed Wallace	4 (2000, 2001, 2006, 2008)
James Worthy	7 (1986, 1987, 1988, 1989, 1990, 1991, 1992)

\*Indicates NBA All-Star Game MVP

**ABA ALL-STAR GAME**

Player	Number (Years)
Larry Brown	3 (1968*, 1969, 1970)
Billy Cunningham	1 (1973)
Bobby Jones	1 (1976)
Doug Moe	3 (1968, 1969, 1970)
Charlie Scott	2 (1971, 1972)

\*Indicates ABA All-Star Game MVP

(source: NBA)

**ABA MOST VALUABLE PLAYER**

1972-73 Billy Cunningham Carolina Cougars

**ABA ROOKIE OF THE YEAR**

1970-71 Charles Scott Virginia Squires

**ABA COACH OF THE YEAR**

1972-73 Larry Brown Carolina Cougars

1974-75 Larry Brown Denver Nuggets

1975-76 Larry Brown Denver Nuggets

**All-ABA TEAM**

Larry Brown (2nd team)

Billy Cunningham (1st team)

Bobby Jones (2nd team)

Doug Moe (1st team, 2nd team)

Charlie Scott (1st team, 2nd team)



Hall of Famer Billy Cunningham was named one of the top 50 players in NBA history.

**TAR HEEL NBA RETIRED JERSEYS**

Player	Team
Billy Cunningham	Philadelphia 76ers
Brad Daugherty	Cleveland Cavaliers
Walter Davis	Phoenix Suns
Bobby Jones	Philadelphia 76ers
Michael Jordan	Chicago Bulls
Doug Moe (coach)	Denver Nuggets
James Worthy	Los Angeles Lakers

**TEAM RECORDS: SINGLE-GAME**



**Ed Cota scored the winner in the 45-44 win at NC State in 1997, UNC's fewest points in the shot clock era.**

\*ACC Tournament game ~NIT game  
 \*NCAA Tournament game

**MOST POINTS SCORED**

- 129 vs. VMI, Dec. 17, 1994 (129-89)
- 129 vs. Manhattan, Dec. 27, 1985 (129-45) in Miami, Fla.
- 128 vs. Dartmouth, Dec. 5, 1972 (128-86) in Greensboro
- 127 vs. Rice, Dec. 2, 1971 (127-69)
- 127 vs. Richmond, Dec. 8, 1965 (127-76)

**MOST POINTS SCORED IN A HALF**

- 77 vs. VMI, Dec. 17, 1994 (1st half: 77-42)

**FEWEST POINTS SCORED IN A HALF**

- 0 at Duke, Feb. 24, 1979 (1st half: 0-7)

**LARGEST HALFTIME LEAD**

- 47 vs. Florida Atlantic, Dec. 19, 2006 (65-18)

**LARGEST MARGIN OF VICTORY**

- 84 vs. Manhattan, Dec. 27, 1985 (129-45) in Miami, Fla. (ACC record)
- 69 vs. Davidson, Feb. 7, 1945 (89-20)
- 68 vs. UNC Asheville, Nov. 30, 2008 (116-48)
- 68 vs. The Citadel, Feb. 18, 1991 (118-50)
- 65 vs. Florida Southern, Dec. 1, 1969 (112-47)

**MOST POINTS SCORED IN A LOSS**

- 114 vs. Wake Forest, Dec. 20, 2003 (114-119, 3 OT)
- 100 vs. Kentucky, Dec. 17, 2016 (100-103) in Las Vegas
- 97 vs. Iowa, Jan. 7, 1989 (97-98)
- 97 vs. West Virginia, Dec. 31, 1965 (97-102) in Raleigh
- 96 at Florida State, Feb. 27, 1992 (96-110)
- 96 vs. Wake Forest, Nov. 27, 1976 (96-97) in Greensboro
- 96 vs. Duke, Jan. 3, 1975 (96-99) in Greensboro

**LARGEST MARGIN OF DEFEAT**

- 43 at Lynchburg Elks, Feb. 20, 1915 (20-63)
- 42 at Kentucky, Jan. 9, 1950 (44-86)
- 40 at Maryland, Feb. 22, 2003 (56-96)
- 40 vs. NC State, Feb. 19, 1949 (39-79)
- 40 vs. Virginia, Feb. 9, 1914 (27-67) in Raleigh

**FEWEST POINTS SCORED**

- 8 at NC State, Feb. 18, 1926 (8-17)
- 13 at Roanoke, Feb. 9, 1916 (13-45)
- 14 vs. Duke, Feb. 1, 1930 (14-36)
- 14 at Virginia Tech, Feb. 19, 1919 (14-37)
- 15 on several occasions

**FEWEST POINTS SCORED, SHOT CLOCK ERA (1985-86 to present)**

- 43 at Virginia, Feb. 27, 2017 (43-53)
- 45 vs. Michigan State, Nov. 26, 2017 (45-63) in Portland, Ore.
- 45 at Syracuse, Jan. 11, 2014 (45-57)
- 45 at NC State, Feb. 12, 1997 (45-44)
- 46 vs. NC State, Feb. 24, 2015 (46-58)

\* 45-second clock from 1985-86 through 1992-93; 35-second clock from 1993-94 through 2014-15; 30-second clock beginning in 2015-16

**FEWEST POINTS SCORED IN ACC ERA (1953-54 to present)**

- \*20 vs. Duke, March 4, 1966 (20-21) in Raleigh
- 39 at NC State, Dec. 28, 1957 (39-30)
- 40 at Duke, Feb. 24, 1979 (40-47)
- 43 at Virginia, Feb. 27, 2017 (43-53)
- 44 three times, most recently vs. Villanova, March 24, 1985 (44-56) in Birmingham, Ala.

**MOST POINTS, BOTH TEAMS**

- 233 vs. Wake Forest, Dec. 20, 2003 (114-119, 3OT)
- 231 vs. Kentucky, Dec. 27, 1989 (121-110) in Louisville, Ky.
- \*220 vs. Loyola Marymount, March 19, 1988 (123-97) in Salt Lake City, Utah
- 219 at Tulane, Feb. 14, 1976 (113-106)
- 218 vs. VMI, Dec. 17, 1994 (129-89)

**FEWEST POINTS, BOTH TEAMS**

- 24 vs. Elon, Jan. 11, 1915 (15-9)
- 25 at NC State, Feb. 18, 1926 (8-17)
- 29 vs. Davidson, Feb. 24, 1930 (19-10)
- 32 at NC State, Feb. 12, 1927 (19-13)
- 32 vs. Durham YMCA, Dec. 15, 1915 (18-14)

**FEWEST POINTS, BOTH TEAMS IN SHOT CLOCK ERA**

- 89 at NC State, Feb. 12, 1997 (45-44)
- 92 vs. Wake Forest, Jan. 23, 1999 (52-40)
- 92 vs. Princeton, Dec. 13, 1997 (50-42)
- 94 vs. Boston College, Feb. 19, 2011 (48-46)
- 96 at Virginia, Feb. 27, 2017 (43-53)

**MOST FIELD GOALS MADE**

- 57 vs. Manhattan, Dec. 27, 1985 (57 of 78) in Miami, Fla.
- 56 vs. Dartmouth, Dec. 5, 1972 (56 of 93) in Greensboro
- 53 vs. VMI, Dec. 17, 1994 (53 of 80)
- 52 vs. Rice, Dec. 12, 1971 (52 of 76)
- 52 vs. Richmond, Dec. 8, 1965 (52 of 83)

**FEWEST FIELD GOALS MADE IN ACC ERA**

- \*7 vs. Duke, March 4, 1966 (7 of 15) in Raleigh
- 10 at NC State, Dec. 28, 1957 (10 of 22)
- 12 at Georgia Tech, Feb. 11, 1980 (12 of 32)
- 15 vs. Michigan State, Nov. 26, 2017 (15 of 61) in Portland, Ore.
- \*15 vs. Duke, March 8, 2002 (15 of 29) in Charlotte
- 15 at South Carolina, Feb. 20, 1971 (15 of 41)

**MOST FIELD GOAL ATTEMPTS**

- 102 vs. Clemson, Dec. 4, 1954 (38 of 102)
- 100 vs. Virginia, Feb. 6, 1968 (51 of 100)
- 97 at South Carolina, Feb. 1, 1958 (44 of 97)
- 95 at Tulane, Feb. 14, 1976 (43 of 95)
- 94 vs. Georgia Tech, Feb. 9, 1973 (46 of 94) in Charlotte
- 94 vs. Georgia, Dec. 18, 1963 (41 of 94)

**HIGHEST FIELD GOAL PERCENTAGE**

- ^ .790 vs. Loyola Marymount, March 19, 1988 (49 of 62) in Salt Lake City
- .767 at Virginia, Jan. 7, 1978 (33 of 43)
- .754 vs. Old Dominion, Dec. 1, 1992 (43 of 57)
- .750 vs. Dartmouth, Dec. 21, 1983 (45 of 60)
- .736 vs. Wake Forest, Feb. 8 1986 (39 of 53)

**BEST FIELD GOAL PERCENTAGE IN A HALF (NCAA Record)**

- .941 at Virginia, Jan. 7, 1978 (16 of 17, 2nd half)

**LOWEST FIELD GOAL PERCENTAGE**

- .246 vs. Michigan State, Nov. 26, 2017 (15 of 61) in Portland, Ore.
- \*.253 vs. Wake Forest, March 2, 1956 (19 of 75) in Raleigh
- .257 at NC State, Dec. 31, 1955 (19 of 74)
- .260 at Alabama, Jan. 4, 1955 (19 of 73)
- .276 at Georgia Tech, Jan. 16, 2011 (16 of 58)

**THREE-POINT FIELD GOALS**

- 1982-83 distance 17 feet, 9 inches
- 1986-87 through 2007-08 distance 19 feet, 9 inches
- 2008-09 to 2018-19 distance 20 feet, 9 inches
- 2019-20 to present distance 22 feet, 1.75 inches

**MOST THREE-POINT FIELD GOALS MADE**

- 17 vs. Florida State, Jan. 25, 1995 (17 of 25)
- 16 at Wake Forest, Feb. 16, 2019 (16 of 25)
- 16 vs. Virginia Tech (Jan. 21, 2019 (16 of 34)
- 16 vs. Western Carolina, Dec. 6, 2017 (16 of 22)
- 16 vs. Maryland, Feb. 3, 2009 (16 of 25)
- 16 vs. North Carolina A & T, Dec. 27, 2001 (16 of 33)
- 15 vs. Clemson, Jan. 16, 2018 (15 of 31)
- 15 vs. Mississippi State, Nov. 19, 2012 (15 of 32) in Maui

**FEWEST THREE-POINT FIELD GOALS MADE**

- 0 vs. Princeton, Dec. 13, 1997 (0 for 4)
- ^0 vs. Alabama, March 21, 1992 (0 for 6) in Cincinnati, Ohio
- 0 at Duke, Jan. 18, 1989 (0 for 2)
- 0 at NC State, Jan. 24, 1988 (0 for 2)
- 0 vs. Fordham, Jan. 6, 1988 (0 for 1) in Greensboro
- 1 many times (most attempts with one made three-pointer is 18 vs. Michigan State, Nov. 26, 2018, in Portland, Ore.)

**MOST THREE-POINT ATTEMPTS**

- 35 vs. Davidson, Jan. 8, 2003 (13 of 35)
- 34 vs. Virginia Tech, Jan. 21, 2019 (16 of 34)
- 34 at Clemson, Feb. 15, 2003 (12 of 34)
- 34 vs. Wake Forest, Feb. 2, 2003 (10 of 34)
- 34 vs. Hampton, Nov. 16, 2001 (6 of 34)

**FEWEST THREE-POINT ATTEMPTS**

- 1 vs. Fordham, Jan. 6, 1988 (0 for 1) in Greensboro
- 2 at Duke, Jan. 18, 1989 (0 for 2)
- 2 at NC State, Jan. 24, 1988 (0 for 2)
- 3 vs. Duke, Feb. 5, 1998 (2 for 3)
- 3 at Duke, March 4, 1990 (1 for 3)
- 4 on seven occasions

**HIGHEST THREE-POINT PERCENTAGE (min. 5 three-pointers made)**

- .889 vs. Stetson, Dec. 3, 1986 (8 of 9)
- .875 vs. Texas, Dec. 5, 1992 (7 of 8) in Charlotte
- .857 at Virginia, Jan. 14, 1987 (6 of 7)
- .833 vs. NC State, Jan. 5, 1994 (5 of 6)
- .800 at Duke, March 5, 1983 (12 of 15)

**HIGHEST THREE-POINT PERCENTAGE (min. 10 three-pointers made)**

- .800 at Duke, March 5, 1983 (12 of 15)
- .733 vs. Wake Forest, Feb. 22, 2014 (11 of 15)
- .727 vs. Western Carolina, Dec. 6, 2017 (16 of 22)
- .706 vs. Hofstra, Nov. 18, 2010 (12 of 17) in San Juan, P.R.
- .688 at Appalachian State, Nov. 17, 2000 (11 of 16)

**HIGHEST THREE-POINT PERCENTAGE (min. 10 three-point attempts)**

- .800 at Duke, March 5, 1983 (12 of 15)
- .733 vs. Wake Forest, Feb. 22, 2014 (11 of 15)
- .727 vs. Western Carolina, Dec. 6, 2017 (16 of 22)
- .706 vs. Hofstra, Nov. 18, 2010 (12 of 17) in San Juan, P.R.
- .700 vs. Maryland, Feb. 10, 2001 (7 of 10)
- ^ .700 vs. Oklahoma, March 17, 1990 (7 of 10) in Austin, Texas

**HIGHEST THREE-POINT PERCENTAGE (min. 20 three-point attempts)**

- .727 vs. Western Carolina, Dec. 6, 2017 (16 of 22)
- .680 vs. Florida State, Jan. 25, 1995 (17 of 25)
- .640 at Wake Forest, Feb. 16, 2019 (16 of 25)
- .640 vs. Maryland, Feb. 3, 2009 (16 of 25)
- .619 at Florida State, Jan. 22, 2006 (13 of 21)

**TEAM RECORDS: SINGLE-GAME**



**Rasheed Wallace (right) and UNC scored a school-record 129 points vs. VMI on December 17, 1994.**



**Carolina protected the ball and committed just four turnovers in the 2017 NCAA title game vs. Gonzaga, the second-best performance in school NCAA history.**

**LOWEST THREE-POINT PERCENTAGE  
(min. 10 three-point attempts)**

- .056 vs. Michigan State, Nov. 26, 2017 (1 of 18) in Portland, Ore.
- .063 vs. LSU, Dec. 18, 1996 (1 of 16) in Greensboro
- .071 vs. Duke, March 9, 2013 (1 of 14)
- .077 vs. Duke, Feb. 17, 2016 (1 of 13)
- .083 at UAB, Dec. 1, 2013 (1 of 12)
- .083 vs. Gardner-Webb, Nov. 9, 2012 (1 of 12)
- \*.083 vs. Wake Forest, March 10, 2000 (1 of 12) in Charlotte

**MOST FREE THROWS MADE**

- 43 vs. South Carolina, Dec. 5, 1959 (43 of 53)
- 43 at NC State, Jan. 15, 1957 (43 of 51)
- 41 vs. Clemson, Jan. 28, 1998 (41 of 59)
- \*37 vs. Clemson, March 11, 2005 (37 of 47) in Washington, D.C.
- 37 vs. Louisville, Dec. 17, 1998 (37 of 54)
- 37 at Nevada, Dec. 30, 1987 (37 of 47)
- 37 vs. Syracuse, Jan. 8, 1983 (37 of 48) in Charlotte
- 37 at NC State, Feb. 24, 1976 (37 of 46)
- 37 at NC State, Feb. 18, 1958 (37 of 46)

**MOST FREE THROW ATTEMPTS**

- 59 vs. Clemson, Jan. 28, 1998 (41 of 59)
- 59 at Clemson, Jan. 14, 1956 (33 of 59)
- 54 vs. Louisville, Dec. 17, 1998 (37 of 54)
- 54 at Duke, March 1, 1957 (36 of 54)
- 53 vs. South Carolina, Dec. 5, 1959 (43 of 53)

**FEWEST FREE THROWS MADE**

- 2 vs. Clemson, March 2, 2004 (2 of 4)
- 2 at Wake Forest, Jan. 23, 1999 (2 of 6)
- ^2 vs. Utah, March 28, 1998 (2 of 7) in San Antonio, Texas
- 2 vs. Duke, Jan. 17, 1990 (2 of 12)
- \*2 vs. NC State, March 8, 1987 (2 of 4) in Landover, Md.

**FEWEST FREE THROW ATTEMPTS**

- ^4 vs. George Mason, March 19, 2006 (4 of 4) in Dayton, Ohio
- 4 vs. Clemson, March 2, 2004 (2 of 4)
- \*4 vs. NC State, March 8, 1987 (2 of 4) in Landover, Md.
- 5 at Duke, March 3, 2018 (4 of 5)
- 5 at Virginia Tech, Jan. 22, 2018 (5 of 5)
- 5 at Maryland, Jan. 14, 1986 (5 of 5)
- 5 at Virginia, Feb. 3, 1982 (4 of 5)

**HIGHEST FREE THROW PERCENTAGE  
(MIN. 10 ATT.)**

- 1.000 vs. Duke, March 7, 2015 (13 of 13)
- 1.000 at LSU, Feb. 10, 1985 (13 of 13)
- 1.000 vs. Wisconsin, Nov. 23, 2016 (12 of 12) in Lahaina, Maui
- 1.000 at Georgia Tech, Jan. 29, 2000 (12 of 12)
- 1.000 vs. Wake Forest, Feb. 24, 1998 (12 of 12)
- \*1.000 at Georgia Tech, March 10, 1985 (12 of 12)
- 1.000 vs. Maryland, Feb. 19, 1984 (12 of 12)
- 1.000 vs. Rutgers, Dec. 22, 1980 (11 of 11) in Charlotte
- .964 vs. Niagara, Dec. 30, 1978 (27 of 28) in Rochester, N.Y.
- .958 vs. NC State, March 11, 2007 (23 of 24) in Tampa

**LOWEST FREE THROW PERCENTAGE  
(MIN. 10 ATTEMPTS)**

- .167 vs. Duke, Jan. 17, 1990 (2 of 12)
- .273 at Wake Forest, Feb. 16, 2019 (3 of 11)
- .300 vs. South Florida, Dec. 3, 1979 (3 of 10) in St. Petersburg, Fla.
- .316 at Virginia, Feb. 24, 1964 (6 of 19)
- .364 at UAB, Dec. 1, 2013 (4 of 11)
- .364 at Virginia, Feb. 25, 2001 (4 of 11)
- .364 vs. Duke, Dec. 2, 1978 (4 of 11) in Greensboro

**MOST REBOUNDS**

- 78 vs. Furman, Dec. 4, 1956
- 74 vs. Clemson, Feb. 16, 1968, in Charlotte
- 72 vs. Nicholls, Dec. 19, 2011
- 72 vs. Clemson, Dec. 4, 1954
- 70 vs. Maryland, Feb. 21, 1968

**MOST OFFENSIVE REBOUNDS  
(STATISTIC FIRST KEPT IN 1986-87)**

- 32 at Pittsburgh, Dec. 20, 1993
- 31 vs. Nicholls, Dec. 19, 2011
- 30 vs. Mississippi Valley State, Nov. 20, 2011
- 28 vs. Boston College, Jan. 4, 2009
- 28 vs. LSU, Dec. 19, 1996 in Greensboro

**MOST DEFENSIVE REBOUNDS  
(STATISTIC FIRST KEPT IN 1986-87)**

- ^47 vs. Loyola Marymount, March 19, 1988 in Salt Lake City, Utah
- ^42 vs. Long Island, March 25, 2011 in Newark, N.J.
- 42 vs. Oregon, Nov. 25, 2008 in Maui
- ^42 vs. Navy, March 15, 1998 in Hartford, Conn.
- 42 at VMI, Dec. 15, 1996

**MOST ASSISTS**

- 41 vs. Manhattan, Dec. 27, 1985 in Miami, Fla. (ties NCAA record)
- 41 vs. Rice, Dec. 2, 1971
- 40 at East Tennessee State, Dec. 20, 1975
- 40 vs. Dartmouth, Dec. 5, 1972 in Greensboro
- 39 vs. Howard, Nov. 29, 1975

**MOST TURNOVERS**

- 39 at Indiana, Dec. 12, 1964
- ^36 vs. Drake, March 22, 1969, in Louisville, Ky.
- 34 at NC State, Feb. 15, 1966
- ~33 vs. Purdue, March 16, 1974, in New York, N.Y.
- 31 at Tulane, Feb. 14, 1976 (4OT)
- 31 at Yale, Dec. 21, 1974
- 31 vs. Maryland, Jan. 30, 1971

**FEWEST TURNOVERS**

- 2 vs. Duke, Feb. 8, 2018
- ^2 vs. Fairfield, March 13, 1997 in Winston-Salem
- \*3 vs. Virginia, March 7, 1982 in Greensboro
- 3 at Duke, Feb. 24, 1979
- ^4 vs. Gonzaga, April 3, 2017 in Phoenix (national championship game)
- ^4 vs. Wisconsin, March 26, 2015 in Los Angeles
- 4 at Pitt, Feb. 14, 2015

**MOST BLOCKED SHOTS**

- 18 vs. Stanford, Dec. 20, 1985 (ties ACC record)
- 15 vs. Northern Kentucky, Dec. 27, 2013
- 15 at Duke, March 8, 2008
- 14 vs. VMI, Dec. 17, 1994
- 14 vs. Virginia, Feb. 19, 1994
- 14 vs. NC State, Jan. 5, 1994

**MOST STEALS**

- 23 at Tulane, Feb. 14, 1976
- 21 vs. The Citadel, Nov. 24, 1991
- 21 vs. Clemson, Jan. 5, 1977 in Greensboro
- 20 on five occasions, most recently vs. UNC Asheville, Dec. 28, 2005

**MOST PERSONAL FOULS**

- 38 vs. NC State, Jan. 19, 1954
- ^36 vs. Texas A&M, March 9, 1980 in Denton, Texas
- 34 at Maryland, Feb. 17, 1971
- 33 at Louisville, Jan. 31, 2015
- \*33 vs. Maryland, March 8, 1958 in Raleigh

**FEWEST PERSONAL FOULS**

- 5 vs. Princeton, Dec. 22, 1996
- 6 vs. UNC Asheville, Dec. 28, 1995
- 6 vs. UNC Asheville, Dec. 31, 1994
- 6 vs. Pittsburgh, Nov. 29, 1994
- \*6 vs. Duke, March 4, 1966, in Raleigh

**MOST OVERTIMES**

- 4 at Tulane, Feb. 14, 1976 (W, 113-106) (ties ACC record)
- 3 vs. Wake Forest, Dec. 20, 2003 (L, 114-119)
- 3 vs. Tulane, Nov. 30, 1982 (W, 70-68)
- 3 at Duke, March 2, 1968 (L, 86-87)
- ^3 vs. Kansas, March 23, 1957 (W, 54-53) in Kansas City, Mo.
- ^3 vs. Michigan State, March 22, 1957 (W, 74-70) in Kansas City, Mo.

# TEAM RECORDS: SEASON

## MOST GAMES PLAYED

40 in 2016-17 (33-7)  
 40 in 2015-16 (33-7)  
 39 in 2007-08 (36-3)  
 38 six times (2014-15, 2011-12, 2008-09, 2006-07, 1997-98, 1992-93)

## MOST WINS (30 or more)

36 in 2007-08 (36-3)  
 34 in 2008-09 (34-4)  
 34 in 1997-98 (34-4)  
 34 in 1992-93 (34-4)  
 33 in 2016-17 (33-7)  
 33 in 2015-16 (33-7)  
 33 in 2004-05 (33-4)  
 32 in 2011-12 (32-6)  
 32 in 1986-87 (32-4)  
 32 in 1981-82 (32-2)  
 32 in 1956-57 (32-0)  
 31 in 2006-07 (31-7)  
 30 in 1945-46 (30-5)

## MOST WINS WITHOUT A LOSS IN A SEASON

32 in 1956-57 (Ties NCAA Record w/ Indiana, 1975-76)

## MOST CONSECUTIVE WINS

37 (32 games in 1956-57 and five games in 1957-58) (ACC Record)  
 34 (1923-25)  
 21 (1985-86)  
 21 (1983-84)  
 20 (1967-68)

## MOST LOSSES

20 in 2001-02 (8-20)  
 17 in 2009-10 (20-17)  
 16 in 2002-03 (19-16)  
 15 in 1951-52 (12-15)  
 15 in 1950-51 (12-15)

## MOST POINTS SCORED

3,454 in 2007-08  
 3,413 in 2008-09  
 3,377 in 2016-17  
 3,331 in 1988-89  
 3,311 in 2015-16

## HIGHEST SCORING AVERAGE/GAME

91.3 in 1986-87 (3,285 points in 36 games)  
 90.0 in 1988-89 (3,331 points in 37 games)  
 89.9 in 2008-09 (3,413 points in 38 games)  
 89.1 in 1971-72 (2,762 points in 31 games)  
 88.9 in 1969-70 (2,399 points in 27 games)  
 88.9 in 1968-69 (2,844 points in 32 games)

## HIGHEST AVERAGE SCORING MARGIN

17.8 points in 2008-09 (89.8-72.0)  
 17.8 points in 1992-93 (86.1-68.3)  
 17.7 points in 2004-05 (88.0-70.3)  
 17.7 points in 1971-72 (89.1-71.4)  
 17.6 points in 1985-86 (86.6-69.0)

## LOWEST SCORING AVERAGE/GAME IN ACC ERA

66.7 in 1981-82 (2,269 points in 34 games)  
 68.5 in 1953-54 (1,439 points in 21 games)  
 71.4 in 1998-99 (2,428 points in 34 games)  
 71.8 in 1957-58 (1,867 points in 26 games)  
 71.9 in 1980-81 (2,660 points in 37 games)  
 71.9 in 1958-59 (1,797 points in 25 games)

## LOWEST SCORING AVERAGE/GAME IN SHOT CLOCK ERA

(beginning with 1985-86 season)

71.4 in 1998-99 (2,428 points in 34 games)  
 72.2 in 2001-02 (2,022 points in 28 games)  
 72.2 in 2002-03 (2,524 points in 35 games)  
 74.5 in 2009-10 (2,758 points in 37 games)  
 75.4 in 1999-2000 (2,715 points in 36 games)

## MOST POINTS ALLOWED

2,949 in 1988-89  
 2,828 in 2007-08  
 2,824 in 2016-17  
 2,801 in 2015-16  
 2,735 in 2008-09

## HIGHEST SCORING AVERAGE/GAME ALLOWED

79.7 in 1988-89 (2,949 points in 37 games)  
 78.9 in 2001-02 (2,208 points in 28 games)  
 78.8 in 1969-70 (2,128 points in 27 games)  
 78.0 in 1974-75 (2,417 points in 31 games)  
 77.9 in 1989-90 (2,650 points in 34 games)

## MOST FIELD GOALS MADE

1,250 in 2007-08 (ACC record)  
 1,238 in 1986-87  
 1,235 in 2015-16  
 1,228 in 1988-89  
 1,226 in 2016-17

## MOST FIELD GOALS ATTEMPTED

2,633 in 2016-17  
 2,564 in 2007-08  
 2,561 in 2015-16  
 2,509 in 2008-09  
 2,473 in 2011-12

## HIGHEST FIELD GOAL PERCENTAGE

.559 in 1985-86 (1,197 of 2,140) (ACC Record)  
 .543 in 1983-84 (966 of 1,779)  
 .540 in 1984-85 (1,039 of 1,925)  
 .537 in 1986-87 (1,238 of 2,304)  
 .537 in 1976-77 (1,054 of 1,961)

## MOST THREE-POINT FIELD GOALS MADE

312 in 2018-19  
 305 in 2017-18  
 290 in 2002-03  
 283 in 2016-17  
 277 in 2004-05

## MOST THREE-POINT FIELD GOALS ATTEMPTED

862 in 2018-19  
 849 in 2017-18  
 822 in 2002-03  
 798 in 2016-17  
 723 in 2012-13

## HIGHEST THREE-POINT FIELD GOAL PERCENTAGE

.437 in 1982-83 (132 of 302)  
 .436 in 1986-87 (213 of 488)  
 .430 in 1987-88 (169 of 393)  
 .410 in 1994-95 (266 of 648)  
 .403 in 2004-05 (277 of 687)

## LOWEST THREE-POINT FIELD GOAL PERCENTAGE

.327 in 2015-16 (224 of 685)  
 .328 in 2010-11 (190 of 580)  
 .329 in 2009-10 (176 of 535)  
 .330 in 1993-94 (144 of 437)  
 .343 in 1999-2000 (169 of 492)

## MOST FREE THROWS MADE

817 in 1956-57  
 739 in 2008-09  
 738 in 2007-08  
 724 in 2004-05  
 700 in 1971-72

## MOST FREE THROWS ATTEMPTED

1,165 in 1956-57 (ACC Record)  
 1,008 in 1993-94  
 998 in 2004-05  
 983 in 2008-09  
 975 in 2007-08

## HIGHEST FREE THROW PERCENTAGE

.783 in 1983-84 (551 of 704)  
 .761 in 1984-85 (569 of 748)  
 .758 in 1959-60 (542 of 715)  
 .757 in 2007-08 (738 of 975)  
 .752 in 2008-09 (739 of 983)

## LOWEST FREE THROW PERCENTAGE IN ACC ERA

.626 in 2013-14 (552 of 882)  
 .629 in 1953-54 (441 of 701)  
 .653 in 2009-10 (558 of 854)  
 .657 in 1977-78 (497 of 756)



Carolina played a school-record 40 games in 2015-16 and 2016-17.

.657 in 1963-64 (399 of 607)

## MOST REBOUNDS

1,749 in 2016-17  
 1,711 in 2011-12  
 1,695 in 2007-08  
 1,624 in 2015-16  
 1,597 in 2008-09

## HIGHEST REBOUNDING AVERAGE PER GAME

49.9 in 1960-61 (1,148 rebounds, 23 games)  
 48.8 in 1963-64 (1,171 rebounds, 24 games)  
 48.1 in 1955-56 (1,106 rebounds, 23 games)  
 47.2 in 1967-68 (1,511 rebounds, 32 games)  
 47.0 in 1966-67 (1,505 rebounds, 32 games)

## HIGHEST REBOUNDING MARGIN

12.3 in 2016-17 (43.7 to 31.4)  
 11.0 in 2007-08  
 10.8 in 1956-57  
 10.4 in 2018-19  
 10.4 in 2011-12

## MOST ASSISTS

855 in 1972-73 (ACC Record)  
 800 in 1985-86  
 788 in 1988-89  
 782 in 1986-87  
 722 in 2016-17

## HIGHEST ASSIST AVERAGE PER GAME

25.9 in 1972-73 (855 assists, 33 games) (ACC Record)  
 24.2 in 1973-74 (677 assists, 28 games)  
 23.5 in 1985-86 (800 assists, 34 games)  
 22.0 in 1971-72 (683 assists, 31 games)  
 21.7 in 1986-87 (782 assists, 36 games)

## MOST BLOCKED SHOTS

221 in 2011-12  
 219 in 1993-94  
 209 in 2009-10  
 204 in 2010-11  
 196 in 2008-09

## MOST STEALS

362 in 2004-05  
 357 in 1992-93  
 356 in 1976-77  
 325 in 2008-09  
 319 in 1986-87

## MOST PERSONAL FOULS

738 in 2014-15  
 718 in 2015-16  
 712 in 2016-17  
 690 in 2013-14  
 685 in 1976-77

**SCORING RECORDS**



Jack Morton

**Coby White posted three of the top five scoring games by a Tar Heel freshman in 2018-19.**



**Charlie Scott (right, with Dean Smith) scored 731 points as a senior in 1969-70.**

**SINGLE-GAME**

**MOST POINTS SCORED (40 or more)**

49	Bob Lewis vs. Florida State, Dec. 16, 1965
48	Billy Cunningham vs. Tulane, Dec. 10, 1964
47	Lennie Rosenbluth vs. Furman, Dec. 3, 1956
45*	Lennie Rosenbluth vs. Clemson, March 7, 1957, in Raleigh
45	Lennie Rosenbluth vs. William & Mary, Feb. 7, 1956
45	Lennie Rosenbluth at Clemson, Jan. 14, 1956
45	George Glamack vs. Clemson, Feb. 10, 1941
43	Charlie Scott vs. Wake Forest, Jan. 17, 1970
43	Bob Lewis vs. Richmond, Dec. 8, 1965
42	Shammond Williams at Georgia Tech, Feb. 8, 1998
41	Kenny Smith at Clemson, Jan. 28, 1987
41*	Charlie Scott vs. Virginia, March 5, 1970, in Charlotte
40*	Harrison Barnes vs. Clemson, March 12, 2011 in Greensboro
40	Tyler Hansbrough vs. Georgia Tech, Feb. 15, 2006
40*	Charlie Scott vs. Duke, March 8, 1969, in Charlotte
40	Billy Cunningham vs. Maryland, Jan. 13, 1964
40	Lennie Rosenbluth at Duke, March 1, 1957

**MOST 40-POINT GAMES, CAREER**

5	Lennie Rosenbluth (47, 45, 45, 45, 40)
3	Charlie Scott (43, 41, 40)
2	Bob Lewis (49, 43)
2	Billy Cunningham (48, 40)
1	Harrison Barnes (40), Tyler Hansbrough (40), Shammond Williams (42), Kenny Smith (41), George Glamack (45)

**MOST CONSECUTIVE 40-POINT GAMES**

2	Lennie Rosenbluth (40 at Duke, March 1, 1957; *45 vs. Clemson, March 7, 1957, in Raleigh)
---	---

**MOST CONSECUTIVE 30-POINT GAMES**

5	Bob Lewis (34 vs. William and Mary, Dec. 4, 1965; 30 at Ohio State, Dec. 6, 1965; 43 vs. Richmond, Dec. 8, 1965; 33 at Vanderbilt, Dec. 11, 1965; 49 vs. Florida State, Dec. 16, 1965)
4	Charles Scott, 1969-70
3	Lennie Rosenbluth, 1956-57 (twice)
2	Antawn Jamison, 1997-98
2	Hubert Davis, 1991-92
2	Brad Daugherty, 1985-86
2	Phil Ford, 1977-78
2	Dennis Wuycik, 1970-71
2	Charles Scott, 1969-70
2	Larry Miller, 1966-67 (twice)
2	Bob Lewis, 1965-66 (twice)
2	Billy Cunningham, 1964-65 (twice)
2	York Larese, 1960-61
2	Lennie Rosenbluth, 1956-57

**TWO TAR HEELS SCORING 30 POINTS IN SAME GAME**

Jan. 4, 2016 • at Florida State (Brice Johnson 39, Marcus Paige 30)
Feb. 8, 1998 • at Georgia Tech (Shammond Williams 42, Antawn Jamison 31)
Dec. 8, 1965 • vs. Richmond (Bob Lewis 43, Larry Miller 32)
Dec. 6, 1965 • at Ohio State (Larry Miller 33, Bob Lewis 30)
Feb. 9, 1965 • vs. Wake Forest (Billy Cunningham 35, Bob Lewis 35)
Jan. 16, 1965 • at Virginia (Bob Lewis 35, Billy Cunningham 33)
Dec. 14, 1964 • vs. Vanderbilt in Greensboro (Bob Lewis 31, Billy Cunningham 30)
Jan. 11, 1955 • vs. Virginia (Lennie Rosenbluth 32, Tony Radovich 30)

**MOST 20-POINT GAMES, CAREER**

78	Tyler Hansbrough, 2005-09 (ACC record)
63	Lennie Rosenbluth, 1954-57
60	Larry Miller, 1965-68
58	Phil Ford, 1974-78
50	Charlie Scott, 1967-70
50	Billy Cunningham, 1962-65

**MOST CONSECUTIVE 20-POINT GAMES**

20	Lennie Rosenbluth in 1956-57
13	Charlie Scott in 1969-70
13	Lennie Rosenbluth in 1955-56
12	Bob Lewis in 1965-66
10	Larry Miller in 1966-67

**MOST POINTS SCORED — ACC REGULAR-SEASON GAME**

45	Lennie Rosenbluth at Clemson, Jan. 14, 1956
----	---

**MOST POINTS SCORED — ACC TOURNAMENT CAREER**

196	Lennie Rosenbluth, 1954-57 (6 games)
-----	--------------------------------------

**MOST POINTS SCORED — ACC TOURNAMENT GAME**

45*	Lennie Rosenbluth vs. Clemson, quarterfinal, March 7, 1957, in Raleigh (ACC record)
-----	---

**MOST POINTS SCORED — ACC CHAMPIONSHIP GAME**

40*	Charlie Scott vs. Duke, March 8, 1969, in Charlotte (ACC record)
-----	--

**MOST POINTS SCORED — NCAA TOURNAMENT CAREER**

325	Tyler Hansbrough, 2005-09 (17 games)
-----	--------------------------------------

**MOST POINTS SCORED — NCAA TOURNAMENT GAME**

39^	Al Wood vs. Virginia, March 28, 1981, NCAA semifinal in Philadelphia
39^	Lennie Rosenbluth vs. Canisius, March 15, 1957, East Regional semifinal in Philadelphia

**MOST POINTS SCORED — NCAA CHAMPIONSHIP GAME**

28^	James Worthy vs. Georgetown, March 29, 1982, in New Orleans
-----	---

**MOST POINTS SCORED — SMITH CENTER GAME**

40	Tyler Hansbrough vs. Georgia Tech, Feb. 15, 2006
----	--

**MOST POINTS SCORED — BY A FRESHMAN**

40*	Harrison Barnes vs. Clemson, March 12, 2011 in Greensboro (ACC record)
40	Tyler Hansbrough vs. Georgia Tech, Feb. 15, 2006 (ACC record)
34	Coby White vs. Syracuse, Feb. 26, 2019
33	Coby White vs. Miami, Feb. 9, 2019
33	Coby White vs. Texas, Nov. 22, 2018, in Las Vegas
31	Antawn Jamison at Maryland, Jan. 6, 1996
31^	J.R. Reid vs. Notre Dame, March 19, 1987, in East Rutherford, N.J.
31	J.R. Reid vs. NC State, Jan. 18, 1987
31	Sam Perkins vs. Rutgers, Dec. 22, 1980, in Charlotte
31^	Mike O'Koren vs. UNLV, March 26, 1977, in Atlanta, Ga.
31	Walter Davis vs. Duke, March 2, 1974



**Tyler Hansbrough is the leading scorer in Carolina and ACC history and led Carolina to the 2009 NCAA championship.**



**The 2016-17 Tar Heels featured four 1,000-point scorers in Justin Jackson, Kennedy Meeks, Joel Berry II and Isaiah Hicks.**

**SEASON**

**MOST POINTS SCORED – SEASON  
 (600 or more)**

897	Lennie Rosenbluth, 1956-57
882	Tyler Hansbrough, 2007-08
822	Antawn Jamison, 1997-98
740	Bobby Lewis, 1965-66
731	Justin Jackson, 2016-17
731	Charlie Scott, 1969-70
721	Michael Jordan, 1982-83
717	Larry Miller, 1967-68
714	Charlie Scott, 1968-69
707	Hubert Davis, 1991-92
704	Tyler Hansbrough, 2008-09
700	Larry Miller, 1966-67
699	Tyler Hansbrough, 2006-07
690	Joseph Forte, 2000-01
687	Brad Daugherty, 1985-86
678	Brice Johnson, 2015-16
669	Al Wood, 1980-81
668	Antawn Jamison, 1996-97
652	Jerry Stackhouse, 1994-95
648	Harrison Barnes, 2011-12
647	Wayne Ellington, 2007-08
647	Sean May, 2004-05
637	Shammond Williams, 1997-98
625	Luke Maye, 2017-18
625	Phil Ford, 1977-78
623	Brad Daugherty, 1984-85
623	Billy Cunningham, 1963-64
621	Tyler Zeller, 2011-12
617	Joel Berry, 2017-18
617	Phil Ford, 1976-77
614	Lennie Rosenbluth, 1955-56
609	Billy Cunningham, 1964-65
608	Cameron Johnson, 2018-19
607	Michael Jordan, 1983-84
604	Robert McAdoo, 1971-72
602	Wayne Ellington, 2008-09
600	Joseph Forte, 1999-2000
600	Eric Montross, 1992-93



**Antawn Jamison, 1995-98**

**HIGHEST SCORING AVERAGE (20.0 points or more)**

28.0	Lennie Rosenbluth, 1956-57
27.4	Bobby Lewis, 1965-66
27.1	Charlie Scott, 1969-70
26.7	Lennie Rosenbluth, 1955-56
26.0	Billy Cunningham, 1963-64
25.5	Lennie Rosenbluth, 1954-55
25.4	Billy Cunningham, 1964-65
23.1	York Larese, 1960-61
22.7	Billy Cunningham, 1962-63
22.6	Tyler Hansbrough, 2007-08
22.4	Larry Miller, 1967-68
22.3	Charlie Scott, 1968-69
22.2	Antawn Jamison, 1997-98
21.9	Larry Miller, 1966-67
21.4	Hubert Davis, 1991-92

21.3	Pete Brennan, 1957-58
21.0	Bobby Lewis, 1964-65
20.9	Joseph Forte, 2000-01
20.9	Larry Miller, 1965-66
20.8	Phil Ford, 1977-78
20.7	Tyler Hansbrough, 2008-09
20.6	George Glamack, 1940-41
20.4	Doug Moe, 1960-61
20.2	Brad Daugherty, 1985-86
20.0	Rashad McCants, 2003-04
20.0	Michael Jordan, 1982-83

**MOST POINTS IN A SEASON (by class)**

<b>Senior</b>	897 by Lennie Rosenbluth, 1956-57
<b>Junior</b>	882 by Tyler Hansbrough, 2007-08
<b>Sophomore</b>	721 by Michael Jordan, 1982-83
<b>Freshman</b>	600 by Joseph Forte, 1999-00

**HIGHEST SCORING AVERAGE IN A SEASON (by class)**

<b>Senior</b>	28.0 by Lennie Rosenbluth, 1956-57
<b>Junior</b>	27.4 by Bob Lewis, 1965-66
<b>Sophomore</b>	25.5 by Lennie Rosenbluth, 1954-55
<b>Freshman</b>	18.9 by Tyler Hansbrough, 2005-06

**MOST POINTS BY TWO PLAYERS (same season)**

1,529	Tyler Hansbrough (882) and Wayne Ellington (647), 2007-08
1,459	Antawn Jamison (822) and Shammond Williams (637), 1997-98
1,414	Antawn Jamison (822) and Vince Carter (592), 1997-98
1,368	Lennie Rosenbluth (897) and Pete Brennan (471), 1956-57
1,314	Michael Jordan (721) and Sam Perkins (593), 1982-83

**MOST POINTS BY THREE PLAYERS (same season)**

2,051	Antawn Jamison (822), Shammond Williams (637) and Vince Carter (592), 1997-98
1,976	Tyler Hansbrough (882), Wayne Ellington (647) and Danny Green (447), 2007-08
1,887	Tyler Hansbrough (704), Wayne Ellington (602), and Ty Lawson (581), 2008-09
1,790	Justin Jackson (731), Joel Berry (558) and Kennedy Meeks (501), 2016-17
1,777	Lennie Rosenbluth (895), Pete Brennan (471) and Tommy Kearns (411), 1956-57

**HIGHEST AVERAGE BY TWO PLAYERS (same season)**

48.3	Bob Lewis (27.4) and Larry Miller (20.9), 1965-66
46.4	Billy Cunningham (25.4) and Bob Lewis (21.0), 1964-65
43.5	York Larese (23.1) and Doug Moe (20.4), 1960-61
42.7	Lennie Rosenbluth (28.0) and Pete Brennan (14.7), 1956-57
41.1	Charlie Scott (27.1) and Dennis Wuycik (14.0), 1969-70

**HIGHEST AVERAGE BY THREE PLAYERS (same season)**

58.1	Bob Lewis (27.4), Larry Miller (20.9), Tom Gauntlett (9.8), 1965-66
55.8	Larry Miller (22.4), Charlie Scott (17.6), Rusty Clark (15.8), 1967-68
55.5	Lennie Rosenbluth (28.0), Pete Brennan (14.7), Tommy Kearns (12.8), 1956-57
55.1	Billy Cunningham (25.4), Bob Lewis (21.0), Ray Respass (8.7), 1964-65
55.1	York Larese (23.1), Doug Moe (20.4), Jim Hudock (11.6), 1960-61

**SIX PLAYERS IN DOUBLE FIGURES (same season)**

1988-89	J.R. Reid (15.9), Kevin Madden (14.6), Steve Bucknall (13.1), Jeff Lebo (12.2), Rick Fox (11.5) and Scott Williams (11.4)
---------	---

**SCORING RECORDS**



**Billy Cunningham (left, 1,709 career points) and Bob Lewis (1,836) outside Carmichael Auditorium during the arena's construction.**

**FIVE PLAYERS IN DOUBLE FIGURES (same season)**

2017-18:	Joel Berry II (17.1), Lukje Maye (16.9), Cameron Johnson (12.4), Kenny Williams (11.4) and Theo Pinson (10.3)
2008-09:	Tyler Hansbrough (20.7), Ty Lawson (16.6), Wayne Ellington (15.8), Danny Green (13.1) and Deon Thompson (10.6)
2004-05:	Sean May (17.5), Rashad McCants (16.0), Jawad Williams (13.1), Raymond Felton (12.9) and Marvin Williams (11.3)
1994-95:	Jerry Stackhouse (19.2), Rasheed Wallace (16.6), Donald Williams (15.5), Jeff McInnis (12.4) and Dante Calabria (10.5)
1986-87:	Kenny Smith (16.9), Joe Wolf (15.2), J.R. Reid (14.7), Jeff Lebo (13.5) and Dave Popson (10.0)
1971-72:	Robert McAdoo (19.5), Dennis Wuycik (18.0), George Karl (11.0), Bill Chamberlain (10.9) and Bobby Jones (10.2)
1958-59:	York Larese (15.1), Lee Shaffer (13.2), Doug Moe (12.6), Harvey Salz (11.9) and Dick Kепley (10.6)

**CAREER**

**MOST POINTS SCORED (1,000 points or more)**

Rank	Name	Total Points
1.	2,872	Tyler Hansbrough, 2005-2009 ( <i>ACC record</i> )
2.	2,290	Phil Ford, 1974-78
3.	2,145	Sam Perkins, 1980-84
4.	2,047	Lennie Rosenbluth, 1954-57
5.	2,015	Al Wood, 1977-81
6.	2,007	Charlie Scott, 1967-70
7.	1,982	Larry Miller, 1965-68
8.	1,974	Antawn Jamison, 1995-98
9.	1,912	Brad Daugherty, 1982-86
10.	1,863	Walter Davis, 1973-77
11.	1,844	Marcus Paige, 2012-16
12.	1,836	Bobby Lewis, 1964-67
13.	1,813	Joel Berry II, 2014-18
14.	1,788	Michael Jordan, 1981-84
15.	1,765	Mike O'Koren, 1976-80
16.	1,747	George Lynch, 1989-93
17.	1,721	Rashad McCants, 2002-05
18.	1,716	Brice Johnson, 2012-16
19.	1,709	Billy Cunningham, 1962-65
20.	1,703	Rick Fox, 1987-91
21.	1,694	Wayne Ellington, 2006-09
22.	1,636	Kenny Smith, 1983-87
23.	1,627	Eric Montross, 1990-94
24.	1,626	Justin Jackson, 2014-17
25.	1,626	Jawad Williams, 2001-05
26.	1,615	Hubert Davis, 1988-92
27.	1,611	Mitch Kupchak, 1972-76
28.	1,567	Jeff Lebo, 1985-89
29.	1,552	J.R. Reid, 1986-89
30.	1,508	Scott Williams, 1986-90
31.	1,501	Tyler Zeller, 2008-12
32.	1,492	Donald Williams, 1991-95
33.	1,482	Kennedy Meeks, 2013-17
34.	1,469	Dennis Wuycik, 1969-72
35.	1,447	Jason Capel, 1998-2002
36.	1,444	Shammond Williams, 1994-98
37.	1,414	Deon Thompson, 2006-10
38.	1,411	Brendan Haywood, 1998-2001
39.	1,392	Kris Lang, 1998-2002

	1,392	Luke Maye, 2015-19
41.	1,375	Ty Lawson, 2006-09
42.	1,368	Danny Green, 2005-09
43.	1,339	Rusty Clark, 1966-69
44.	1,334	Pete Brennan, 1955-58
45.	1,322	Al Lifson, 1952-55
46.	1,296	Kevin Madden, 1985-90
47.	1,293	George Karl, 1970-73
48.	1,290	Joseph Forte, 1999-01
49.	1,287	York Larese, 1958-61
50.	1,267	Vince Carter, 1995-98
51.	1,264	Bobby Jones, 1971-74
52.	1,262	Ed Cota, 1996-2000
53.	1,260	Raymond Felton, 2002-05
54.	1,254	Ademola Okulaja, 1995-99
55.	1,232	James Michael McAdoo, 2011-14
56.	1,231	Joe Wolf, 1983-87
57.	1,228	Harrison Barnes, 2010-12
58.	1,219	James Worthy, 1979-82
59.	1,213	Sean May, 2002-05
60.	1,191	George Glamack, 1938-41
61.	1,187	Jerry Vayda, 1952-56
62.	1,165	Matt Doherty, 1980-84
63.	1,150	Pete Chilcutt, 1987-91
64.	1,128	Jeff McInnis, 1993-96
65.	1,124	John Henson, 2009-12
66.	1,113	Brian Reese, 1990-94
67.	1,112	Isaiah Hicks, 2013-17
68.	1,098	Dante Calabria, 1992-96
69.	1,080	Jerry Stackhouse, 1993-95
70.	1,069	Bill Bunting, 1966-69
71.	1,063	John "Hook" Dillon, 1944-48
72.	1,053	Lee Shaffer, 1957-60
73.	1,024	Cartwright Carmichael, 1920-24
74.	1,019	Lee Dedmon, 1968-71
75.	1,018	Vince Grimaldi, 1950-53
76.	1,010	Bob Paxton, 1944-48
77.	1,007	Tommy LaGarde, 1973-77

**MOST POINTS SCORED BY YEARS PLAYED**

**Four-year career:** 2,872 by Tyler Hansbrough, 2005-09  
**Three-year career:** 2,045 by Lennie Rosenbluth, 1954-57  
**Two-year career:** 1,290 by Joseph Forte, 1999-2001

**HIGHEST SCORING AVERAGE, CAREER (16.0 or higher)**

26.9	Lennie Rosenbluth, 1954-57
24.8	Billy Cunningham, 1962-65
22.1	Charlie Scott, 1967-70
22.1	Bobby Lewis, 1964-67
21.8	Larry Miller, 1965-68
20.2	Tyler Hansbrough, 2005-09
19.5	Robert McAdoo, 1971-72
19.0	Antawn Jamison, 1995-98
18.7	Phil Ford, 1974-78
18.6	Joseph Forte, 1999-2001
17.9	York Larese, 1958-61
17.7	Michael Jordan, 1981-84
17.6	Rashad McCants, 2002-05
16.9	Dennis Wuycik, 1969-72
16.8	George Glamack, 1938-41
16.5	Doug Moe, 1958-61
16.4	Harrison Barnes, 2010-12
16.4	Pete Brennan, 1955-58
16.2	J.R. Reid, 1986-89
16.0	Al Wood, 1977-81

**HIGHEST SCORING AVERAGE BY YEARS PLAYED**

**Four-year career:** 20.2 by Tyler Hansbrough, 2005-09  
**Three-year career:** 26.9 by Lennie Rosenbluth, 1954-57  
**Two-year career:** 18.6 by Joseph Forte, 1999-2001  
**One-year career:** 19.5 by Robert McAdoo, 1971-72

**MOST GAMES SCORING IN DOUBLE FIGURES (season)**

39	Tyler Hansbrough, 2007-08
37	Justin Jackson, 2016-17
37	Brice Johnson, 2015-16
36	Antawn Jamison, 1997-98
36	Eric Montross, 1992-93

## SCORING RECORDS

## MISCELLANEOUS

**MOST GAMES SCORING IN DOUBLE FIGURES (career, 100 or more)**

133	Tyler Hansbrough, 2005-09 (ACC record)
118	Sam Perkins, 1980-84
112	Phil Ford, 1974-78
106	Walter Davis, 1973-77
104	Al Wood, 1977-81
100	Mike O'Koren, 1976-80

**MOST CONSECUTIVE GAMES IN DOUBLE FIGURES**

64	Larry Miller (all 32 games in both 1966-67 and 1967-68)
55	Tyler Hansbrough
52	Charlie Scott
43	Al Wood
40	Bob Lewis
40	Billy Cunningham

**MOST POINTS IN A SEASON BY A FRESHMAN**

600	Joseph Forte, 1999-2000
594	Rashad McCants, 2002-03
587	Tyler Hansbrough, 2005-06
580	Harrison Barnes, 2010-11
562	Coby White, 2018-19

**HIGHEST SCORING AVERAGE AS A FRESHMAN**

18.9	Tyler Hansbrough, 2005-06
17.0	Rashad McCants, 2002-03
16.7	Joseph Forte, 1999-2000
16.4	Phil Ford, 1974-75
16.1	Coby White, 2018-19

**MOST POINTS IN FIRST GAME AS A FRESHMAN**

28	Rashad McCants vs. Penn State in Preseason NIT, Nov. 18, 2002
----	---

## DOUBLE-DOUBLES

**MOST DOUBLE-DOUBLES, POINTS & REBOUNDS – CAREER**

60	Billy Cunningham, 1962-65
51	Antawn Jamison, 1995-98
47	Tyler Hansbrough, 2005-09
47	Sam Perkins, 1980-84
44	Mitch Kupchak, 1972-76

**MOST DOUBLE-DOUBLES, POINTS & REBOUNDS – SEASON**

23	Brice Johnson, 2015-16
22	Billy Cunningham, 1963-64
21	Antawn Jamison, 1997-98
20	Mitch Kupchak, 1974-75
20	Billy Cunningham, 1962-63
20	Doug Moe, 1960-61

**MOST CONSECUTIVE DOUBLE-DOUBLES, POINTS & REBOUNDS**

40	Billy Cunningham, last 20 games in 1962-63 and first 20 games in 1963-64
11	Doug Moe, 1960-61
11	Doug Moe, last two games in 1959-60, first nine games in 1960-61
10	Billy Cunningham, 1964-65
9	John Henson, 2010-11

**MOST DOUBLE-DOUBLES, POINTS & ASSISTS – CAREER**

15	Phil Ford, 1974-78
13	Ed Cota, 1996-2000
11	Raymond Felton, 2002-05
8	Kendall Marshall, 2010-12
8	Kenny Smith, 1983-87

**MOST DOUBLE-DOUBLES, POINTS & ASSISTS – SEASON**

9	Phil Ford, 1975-76
6	Kendall Marshall, 2011-12
5	Raymond Felton, 2004-05
4	Raymond Felton (2002-03), Ed Cota (1999-2000), Jeff McInnis (1995-96), Kenny Smith (1986-87) and Phil Ford (1976-77)

**MOST CONSECUTIVE DOUBLE-DOUBLES, POINTS & ASSISTS**

3	Kendall Marshall, 2011-12
2	Ty Lawson, 2007-08
2	Raymond Felton (twice in 2002-03, once in 2004-05)
2	Ed Cota, 1996-97



**Luke Maye averaged a double-double in both 2017-18 and 2018-19, becoming the first Tar Heel to do so twice in over four decades.**

2	Jeff McInnis, 1995-96
2	Steve Bucknall, 1988-89
2	Phil Ford (three times in 1975-76)

**AVERAGED A DOUBLE-DOUBLE – SEASON**

Luke Maye	14.9 points & 10.5 rebounds, 2018-19
Luke Maye	16.9 points & 10.1 rebounds, 2017-18
Brice Johnson	17.0 points & 10.4 rebounds, 2015-16
John Henson	11.7 points & 10.1 rebounds, 2010-11
Tyler Hansbrough	22.6 points & 10.2 rebounds, 2007-08
Sean May	17.5 points & 10.7 rebounds, 2004-05
Antawn Jamison	22.2 points & 10.5 rebounds, 1997-98
Mitch Kupchak	17.6 points & 11.3 rebounds, 1975-76
Mitch Kupchak	18.5 points & 10.8 rebounds, 1974-75
Bobby Jones	15.0 points & 10.5 rebounds, 1972-73
Robert McAdoo	19.5 points & 10.1 rebounds, 1971-72
Rusty Clark	15.8 points & 11.0 rebounds, 1967-68
Rusty Clark	13.9 points & 10.3 rebounds, 1966-67
Larry Miller	20.9 points & 10.3 rebounds, 1965-66
Billy Cunningham	25.4 points & 14.3 rebounds, 1964-65
Billy Cunningham	26.0 points & 15.8 rebounds, 1963-64
Billy Cunningham	22.7 points & 16.1 rebounds, 1962-63
Jim Hudock	14.9 points & 10.1 rebounds, 1961-62
Doug Moe	20.4 points & 14.0 rebounds, 1960-61
Lee Shaffer	18.2 points & 11.2 rebounds, 1959-60
Doug Moe	16.8 points & 11.3 rebounds, 1959-60
Pete Brennan	21.3 points & 11.7 rebounds, 1957-58
Pete Brennan	14.7 points & 10.4 rebounds, 1956-57
Lennie Rosenbluth	26.7 points & 11.5 rebounds, 1955-56
Lennie Rosenbluth	25.5 points & 11.7 rebounds, 1954-55

**AVERAGED A DOUBLE-DOUBLE – CAREER**

Sean May	15.8 points & 10.0 rebounds, 2002-05
Robert McAdoo	19.5 points & 10.1 rebounds, 1971-72
Rusty Clark	14.7 points & 10.2 rebounds, 1966-69
Billy Cunningham	24.8 points & 15.4 rebounds, 1962-65
Doug Moe	16.5 points & 10.6 rebounds, 1958-61
Pete Brennan	16.4 points & 10.5 rebounds, 1955-58
Lennie Rosenbluth	26.9 points & 10.4 rebounds, 1954-57



**Phil Ford holds Carolina records for most points/assists double-doubles in a career (15) and a season (nine, in 1975-76).**



**FIELD GOAL RECORDS**

**FIELD GOALS MADE**

**MOST FIELD GOALS MADE — GAME**

21	Billy Cunningham vs. Tulane, Dec. 10, 1964
20	Lennie Rosenbluth vs. Furman, Dec. 4, 1956

**MOST FIELD GOALS MADE — ACC TOURNAMENT GAME**

19*	Lennie Rosenbluth vs. Clemson, quarterfinal, March 7, 1957, in Raleigh ( <i>ACC Record</i> )
-----	--

**MOST FIELD GOALS MADE — NCAA TOURNAMENT GAME**

16^	Charlie Scott vs. Drake, NCAA 3rd place, March 22, 1969, in Louisville, Ky.
-----	---

**MOST FIELD GOALS MADE — SMITH CENTER GAME**

16	Antawn Jamison vs. Maryland, Feb. 14, 1998
----	--

**MOST FIELD GOALS MADE — SEASON**

316	Antawn Jamison, 1997-98
306	Lennie Rosenbluth, 1956-57
290	Charlie Scott, 1968-69
289	Tyler Hansbrough, 2007-08
284	Brad Daugherty, 1985-86
282	Michael Jordan, 1982-83
281	Charlie Scott, 1969-70
278	Larry Miller, 1966-67
274	Al Wood, 1980-81
270	Antawn Jamison, 1996-97

**MOST FIELD GOALS MADE — CAREER**

939	Tyler Hansbrough, 2005-09
865	Phil Ford, 1974-78
825	Al Wood, 1977-81
805	Charlie Scott, 1967-70
787	Antawn Jamison, 1995-98
786	Sam Perkins, 1980-84
765	Larry Miller, 1965-68
760	Brad Daugherty, 1982-86
754	Walter Davis, 1973-77
722	Lennie Rosenbluth, 1954-57

**MOST CONSECUTIVE FIELD GOALS MADE**

16	Brad Daugherty in 1985-86 ( <i>ACC record</i> )
16	Brice Johnson in 2015-16

**MOST CONSECUTIVE FIELD GOALS MADE — GAME**

13	Brad Daugherty vs. UCLA, Nov. 24, 1985
12	Scott Williams vs. Virginia, Jan. 13, 1990

**FIELD GOALS ATTEMPTED**

**MOST FIELD GOALS ATTEMPTED — SEASON**

632	Lennie Rosenbluth, 1956-57
611	Charlie Scott, 1969-70
596	Justin Jackson, 2016-17
577	Charlie Scott, 1968-69
558	Joseph Forte, 2000-01
553	Larry Miller, 1966-67
546	Antawn Jamison, 1997-98
545	Larry Miller, 1967-68
535	Tyler Hansbrough, 2007-08
527	Michael Jordan, 1982-83

**MOST FIELD GOALS ATTEMPTED — CAREER**

1,752	Tyler Hansbrough, 2005-09
1,678	Charlie Scott, 1967-70
1,640	Phil Ford, 1974-78
1,572	Lennie Rosenbluth, 1954-57
1,498	Larry Miller, 1965-68
1,474	Al Wood, 1977-81
1,471	Marcus Paige, 2012-16
1,448	Joel Berry II, 2014-18
1,420	Walter Davis, 1973-77
1,387	Billy Cunningham, 1962-65



Sally Stanier

**Sam Perkins made 786 field goals in his career, earning first-team All-America honors three times along the way.**

**FIELD GOAL PERCENTAGE**

**HIGHEST FIELD GOAL PERCENTAGE — GAME**

(min. 10 made)

1.000	Brad Daugherty vs. UCLA, Nov. 24, 1985 (13 of 13) ( <i>ACC Record</i> )
**1.000	Scott Williams vs. Virginia, Jan. 13, 1990 (12 of 12)
1.000	Jeff McInnis vs. Cincinnati, Dec. 3, 1994, in Charlotte (10 of 10)

(\*\*Record for an ACC game)

**HIGHEST FIELD GOAL PERCENTAGE — SEASON**

.697	Brendan Haywood, 1999-2000 (191 of 274) ( <i>ACC record</i> )
.668	Bobby Jones, 1971-72 (127 of 190)
.654	Rasheed Wallace, 1994-95 (238 of 364)
.648	Brad Daugherty, 1985-86 (284 of 438)
.648	Brendan Haywood, 1998-99 (160 of 247)
.646	Brandan Wright, 2006-07 (228 of 353) ( <i>ACC freshman record</i> )
.643	Mike O'Koren, 1977-78 (173 of 269)
.626	Sam Perkins, 1980-81 (199 of 318)
.625	Brad Daugherty, 1984-85 (238 of 381)
.624	Antawn Jamison, 1995-96 (201 of 322)

**HIGHEST FIELD GOAL PERCENTAGE — CAREER**

(min. 100 made and two seasons played)

Name (Years Played)	Made	Att.	Pct.
Brendan Haywood (1997-01)	541	849	.637\$
Rasheed Wallace (1993-95)	377	594	.635
Brad Daugherty (1982-86)	760	1,226	.620
Bobby Jones (1971-74)	522	859	.608
Julius Peppers (1999-2001)	119	196	.607
J.R. Reid (1986-89)	584	972	.601
Warren Martin (1981-86)	256	431	.594
Dennis Wuycik (1969-72)	519	880	.590
Mitch Kupchak (1972-76)	651	1,110	.586
Eric Montross (1990-94)	626	1,070	.585
Tommy LaGarde (1973-77)	367	630	.583
Kevin Madden (1985-90)	519	893	.581
Antawn Jamison (1995-98)	787	1,364	.577
Sam Perkins (1980-84)	786	1,364	.576
Brice Johnson (2012-16)	714	1,242	.575
Mike O'Koren (1976-80)	643	1,124	.572
Isaiah Hicks (2013-17)	420	735	.571
Dave Chadwick (1968-71)	179	315	.568
Curtis Hunter (1982-87)	201	357	.563
Al Wood (1977-81)	825	1,474	.560
<b>Garrison Brooks (2017-present)</b>	<b>181</b>	<b>325</b>	<b>.557</b>
John Virgil (1976-80)	233	419	.556
Kennedy Meeks (2013-17)	608	1,097	.554
Scott Williams (1986-90)	595	1,080	.551
Joe Wolf (1983-87)	511	928	.551
Ed Davis (2008-2010)	210	383	.548
Vince Carter (1995-98)	481	880	.547
Charlie Shaffer (1961-64)	221	406	.544
Tyler Zeller (2008-12)	547	1010	.542

(\$ACC record)

## THREE-POINT FIELD GOAL RECORDS

## MOST THREE-POINTERS — GAME

8	Rashad McCants vs. Clemson, March 2, 2004
8	Raymond Felton at NC State, Jan. 26, 2003
8	Shammond Williams at Georgia Tech, Feb. 8, 1998
8	Jeff McInnis at Clemson, Feb. 14, 1996
8	Dante Calabria vs. Florida State, Jan. 25, 1995
8	Hubert Davis at Florida State, Feb. 27, 1992

## MOST THREE-POINTERS — HALF

7	Wayne Ellington vs. Miami, Jan. 17, 2009 (2 <sup>nd</sup> half)
6	Kenny Williams at Stanford, Nov. 20, 2017 (1st half)
6	Danny Green vs. UNC Asheville, Nov. 30, 2008 (2 <sup>nd</sup> half)
6	Hubert Davis at Florida State, Feb. 27, 1992 (2 <sup>nd</sup> half)

## MOST THREE-POINTERS — ACC REGULAR SEASON GAME

8	Rashad McCants vs. Clemson, March 2, 2004
8	Raymond Felton at NC State, Jan. 26, 2003
8	Shammond Williams at Georgia Tech, Feb. 8, 1998
8	Jeff McInnis at Clemson, Feb. 14, 1996
8	Dante Calabria vs. Florida State, Jan. 25, 1995
8	Hubert Davis at Florida State, Feb. 27, 1992

## MOST THREE-POINTERS — ACC TOURNAMENT GAME

6*	P.J. Hairston vs. Miami, final, March 17, 2013 in Greensboro
6*	Harrison Barnes vs. Clemson, semifinal, March 12, 2011 in Greensboro
6*	Jason Capel vs. Clemson, quarterfinal, March 9, 2001, in Atlanta

## MOST THREE-POINTERS — NCAA TOURNAMENT GAME

6 <sup>^</sup>	Marcus Paige vs. Indiana, East Regional Semifinal, March 25, 2016, in Philadelphia
6 <sup>^</sup>	Shammond Williams vs. UNC Charlotte, East Regional 2nd round, March 14, 1998, in Hartford, Conn.

## MOST THREE-POINTERS — NCAA CHAMPIONSHIP GAME

5 <sup>^</sup>	Donald Williams vs. Michigan, April 5, 1993, in New Orleans, La.
----------------	--

## MOST THREE-POINTERS — SMITH CENTER GAME

8	Rashad McCants vs. Clemson, March 2, 2004
8	Dante Calabria vs. Florida State, Jan. 25, 1995

## MOST CONSECUTIVE GAMES WITH A THREE-POINTER

34	Rashad McCants (last 19 games in 2003-04, first 15 in 2004-05)
34	Shammond Williams (last 27 in 1996-97, first seven in 1997-98)
34	Hubert Davis (last 21 games in 1990-91, first 13 in 1991-92)
33	P.J. Hairston (last 33 games in 2012-13)
30	Marcus Paige (last 30 games in 2014-15)
28	Kenny Smith (first 28 games in 1986-87)

## MOST CONSECUTIVE THREE-POINTERS MADE

12	Raymond Felton, 2004-05 (ACC Record)
----	--------------------------------------

## MOST THREE-POINTERS — SEASON

105	Justin Jackson, 2016-17
96	Cameron Johnson, 2018-19
95	Shammond Williams, 1996-97
94	Marcus Paige, 2014-15
93	Joel Berry II, 2017-18
89	P.J. Hairston, 2012-13
88	Joel Berry II, 2016-17
88	Reggie Bullock, 2012-13
87	Donald Williams, 1994-95
87	Kenny Smith, 1986-87

## MOST THREE-POINTERS — CAREER

299	Marcus Paige, 2012-16
266	Joel Berry II, 2014-18
233	Shammond Williams, 1994-98
229	Wayne Ellington, 2006-09
221	Rashad McCants, 2002-05
221	Donald Williams, 1991-95
211	Jeff Lebo, 1985-89
197	Hubert Davis, 1988-92
193	Dante Calabria, 1992-96
188	Reggie Bullock, 2010-13

## THREE-POINT FIELD GOALS ATTEMPTED

## MOST THREE-POINT ATTEMPTS — GAME

14	Rashad McCants at Florida State, Jan. 22, 2004
14	Shammond Williams vs. Maryland, Jan. 8, 1997
14	Rick Fox vs. NC State, Feb. 6, 1991
14	Jeff Lebo vs. Iowa, Jan. 7, 1989
14	Jeff Lebo vs. Temple, Feb. 21, 1988
14	Kenny Smith vs. SMU, Dec. 30, 1986



J.D. Lyon Jr.

Cameron Johnson hit 96 three-pointers in 2018-19, second-most in school history.

## MOST THREE-POINT ATTEMPTS — SEASON

284	Justin Jackson, 2016-17
270	Joel Berry II, 2014-18
238	Marcus Paige, 2014-15
232	Coby White, 2018-19
230	Joel Berry II, 2016-17
227	Shammond Williams, 1996-97
225	P.J. Hairston, 2012-13
221	Marcus Paige, 2013-14
218	Donald Williams, 1994-95
215	Shammond Williams, 1997-98

## MOST THREE-POINT ATTEMPTS — CAREER

798	Marcus Paige, 2012-16
726	Joel Berry II, 2014-18
578	Shammond Williams, 1994-98
577	Wayne Ellington, 2006-09
572	Donald Williams, 1991-95
533	Rashad McCants, 2002-05
498	Melvin Scott, 2001-05
496	Justin Jackson, 2016-17
493	Jeff Lebo, 1985-89
491	Danny Green, 2005-09

## THREE-POINT FIELD GOAL PERCENTAGE

## HIGHEST THREE-POINT PCT. — GAME (min. 5 made)

1.000*	Jason Capel vs. Clemson, March 9, 2001 (6 of 6), in Atlanta, Ga. (ties ACC record)
1.000	Joel Berry II vs. Duke, March 4, 2017 (5 of 5)
1.000	Marcus Paige at NC State, Jan. 14, 2015 (5 of 5)
1.000 <sup>^</sup>	Hubert Davis vs. Eastern Michigan, March 22, 1991, in East Rutherford, N.J. (5 of 5)
1.000	Hubert Davis at Alabama, Nov. 30, 1989 (5 of 5)
.857	Dante Calabria vs. VMI, Dec. 17, 1994 (6 of 7)
.857	Michael Jordan vs. Georgia Tech, Jan. 29, 1983 (6 of 7), in Greensboro
.857	Jim Braddock vs. Rutgers, Jan. 5, 1983 (6 of 7), in Greensboro

## HIGHEST THREE-POINT PCT. — SEASON (min. 50 made)

.496	Dante Calabria, 1994-95 (66 of 133)
.489	Hubert Davis, 1990-91 (64 of 131)
.472	Ty Lawson, 2008-09 (51 of 108)
.464	Jeff Lebo, 1987-88 (78 of 168)
.457	Cameron Johnson, 2018-19 (96 of 210)
.450	Jeff Lebo, 1986-87 (67 of 149)
.441	Wes Miller, 2005-06 (64 of 145)
.440	Raymond Felton, 2004-05 (70 of 159)
.438	Rick Fox, 1989-90 (70 of 160)
.436	Reggie Bullock, 2012-13 (88 of 202)

## HIGHEST THREE-POINT PCT. — CAREER (min. 100 made)

.435	Hubert Davis, 1988-92 (197 of 453)
.428	Jeff Lebo, 1985-89 (211 of 493)
.419	Reyshawn Terry, 2003-07 (103 of 246)
.415	Rashad McCants, 2002-05 (221 of 533)
.412	Dante Calabria, 1992-96 (193 of 469)
.411	Cameron Johnson, 2017-19 (143 of 348)
.403	Shammond Williams, 1994-98 (233 of 578)
.403	Ty Lawson, 2006-09 (112 of 278)
.397	Wayne Ellington, 2006-09 (229 of 577)
.397	Jeff McInnis, 1993-96 (138 of 348)

# FREE THROW RECORDS



J.D. Lyon Jr.

**Tyler Hansbrough made 982 free throws in his career, more than any player in NCAA history.**

## FREE THROWS MADE

### MOST FREE THROWS MADE — GAME

21	York Larese vs. Duke, Dec. 29, 1959, in Raleigh ( <i>Ties ACC Record</i> )
20	Tyler Zeller vs. Maryland, Feb. 29, 2012
19	Dennis Wuycik vs. Creighton, Dec. 12, 1970 in Charlotte
19	Larry Miller vs. Oregon State, Dec. 30, 1967 in Portland, Ore.
18	Pete Brennan at NC State, Feb. 18, 1958

### MOST FREE THROWS MADE — ACC TOURNAMENT GAME

17*	Charlie Scott vs. Virginia, quarterfinal, March 5, 1970, in Charlotte ( <i>ACC Record</i> )
-----	---

### MOST FREE THROWS MADE — NCAA TOURNAMENT GAME

15^	Ty Lawson vs. Michigan State, April 6, 2009, in Detroit, Mich. (national championship game)
-----	---

### MOST FREE THROWS MADE — SMITH CENTER

20	Tyler Zeller vs. Maryland, Feb. 29, 2012
17	Tyler Hansbrough vs. Clemson, Feb. 10, 2008
14	Tyler Hansbrough vs. Virginia Tech, Feb. 13, 2007
14	Tyler Hansbrough vs. Georgia Tech, Jan. 20, 2007
14	Tyler Hansbrough vs. Georgia Tech, Feb. 15, 2006
14	Tyler Hansbrough vs. NC State, Jan. 7, 2006

### MOST CONSECUTIVE FREE THROWS MADE

41	Jeff Lebo (from Jan. 3 to March 12, 1989)
----	---

### MOST FREE THROWS MADE — SEASON

304	Tyler Hansbrough, 2007-08 ( <i>ACC record</i> )
285	Lennie Rosenbluth, 1956-57
249	Tyler Hansbrough, 2008-09
242	Tyler Hansbrough, 2006-07
222	Bob Lewis, 1965-66
214	Pete Brennan, 1957-58
191	Sean May, 2004-05
189	Lennie Rosenbluth, 1954-55
187	Tyler Hansbrough, 2005-06
185	Pete Brennan, 1956-57
185	Jerry Stackhouse, 1994-95

### MOST FREE THROWS MADE — CAREER

982	Tyler Hansbrough, 2005-09 ( <i>NCAA record</i> )
603	Lennie Rosenbluth, 1954-57
561	Sam Perkins, 1980-84
560	Phil Ford, 1974-78
512	Bob Lewis, 1964-67
506	Pete Brennan, 1955-58
479	Mike O'Koren, 1976-80
452	Larry Miller, 1965-68
431	Dennis Wuycik, 1969-72
407	Tyler Zeller, 2008-12

## FREE THROWS ATTEMPTED

### MOST FREE THROWS ATTEMPTED — GAME

24	Billy Cunningham vs. Maryland, Jan. 13, 1964
24	Lennie Rosenbluth at Clemson, Jan. 14, 1956
23	Tyler Zeller vs. Maryland, Feb. 29, 2012

### MOST FREE THROWS ATTEMPTED — ACC TOURNAMENT

21*	Charlie Scott vs. Virginia (made 17), quarterfinal, March 5, 1970, in Charlotte
-----	---

### MOST FREE THROWS ATTEMPTED — NCAA TOURNAMENT

19^	Tyler Zeller vs. Long Island, East Regional 2nd round, March 25, 2011, in Charlotte
19^	Tommy Kearns vs. Syracuse, East Regional final, March 16, 1957, in Philadelphia, Pa.

### MOST FREE THROWS ATTEMPTED — SEASON

377	Tyler Hansbrough, 2007-08
376	Lennie Rosenbluth, 1956-57
315	Tyler Hansbrough, 2006-07
296	Tyler Hansbrough, 2008-09
291	Pete Brennan, 1957-58
276	Antawn Jamison, 1997-98
274	Bobby Lewis, 1965-66
262	Pete Brennan, 1956-57
260	Jerry Stackhouse, 1994-95
257	James Michael McAdoo, 2013-14

### MOST FREE THROWS ATTEMPTED — CAREER

1,241	Tyler Hansbrough, 2005-09 ( <i>ACC record</i> )
815	Lennie Rosenbluth, 1954-57
715	Pete Brennan, 1955-58
705	Sam Perkins, 1980-84
693	Phil Ford, 1974-78
661	Larry Miller, 1965-68
660	Mike O'Koren, 1976-80
660	Bobby Lewis, 1964-67
635	Antawn Jamison, 1995-98
633	Billy Cunningham, 1962-65

## FREE THROW PERCENTAGE

### HIGHEST FT PERCENTAGE — GAME (min. 15 made)

1.000	York Larese vs. Duke, Dec. 29, 1959 (21 of 21), in Raleigh ( <i>ACC record</i> )
1.000	Phil Ford at NC State, Feb. 24, 1976 (16 of 16)

### HIGHEST FT PERCENTAGE — NCAA TOURNAMENT GAME (min. 10 made)

1.000^	Tyler Hansbrough vs. Radford, March 19, 2009 (12 of 12), in Greensboro, N.C.
--------	--

### HIGHEST FT PERCENTAGE — SEASON (min. 75 made)

.911	Shammond Williams, 1997-98 (133 of 146)
.893	Joel Berry II, 2017-18 (108 of 121)
.878	Jeff Lebo, 1987-88 (86 of 98)
.877	Marcus Paige, 2013-14 (128 of 146)
.876	Steve Hale, 1984-85 (85 of 97)
.871	Darrell Elston, 1973-74 (81 of 93)
.868	York Larese, 1959-60 (131 of 151)
.867	Joel Berry II, 2015-16 (91 of 105)
.865	Marcus Paige, 2014-15 (96 of 111)
.864	Jeff Lebo, 1988-89 (89 of 103)

### HIGHEST FT PERCENTAGE — CAREER (min. 100 made)

Name (Years Played)	Made	Att.	Pct.
Shammond Williams (1994-98)	291	343	.848
Marvin Williams (2004-05)	138	163	.847
Danny Green (2005-09)	202	239	.845
Marcus Paige (2012-16)	347	411	.844
Jeff Lebo (1985-89)	308	367	.839
Jim Braddock (1979-83)	106	127	.835
Dennis Wuycik (1969-72)	431	517	.834
Joel Berry II (2014-18)	333	400	.833
Darrell Elston (1971-74)	125	150	.833
Ed Stahl (1972-75)	124	149	.832
Cameron Johnson (2017-19)	140	169	.828
Ranzino Smith (1984-88)	136	165	.824
Jason Capel (1998-02)	377	458	.823
Kenny Smith (1983-87)	293	356	.823
Hubert Davis (1989-92)	304	371	.819
Max Owens (1997-2001)	125	153	.817
Steve Hale (1982-86)	230	283	.813
Nate Britt (2013-17)	181	223	.812
Joseph Forte (1999-2001)	221	273	.810
Wayne Ellington (2006-09)	233	288	.809
Phil Ford (1974-78)	560	693	.808
P.J. Hairston (2011-13)	140	175	.800
Coby White (2018-19)	104	130	.800
Sam Perkins (1980-84)	561	705	.796
York Larese (1958-61)	351	441	.796
Tyler Hansbrough (2005-09)	982	1241	.791
Tony Radovich (1952-56)	216	276	.783
Larry Brown (1960-63)	221	283	.781

## REBOUNDING RECORDS

## SINGLE-GAME

## MOST REBOUNDS — GAME

30	Rusty Clark vs. Maryland, Feb. 21, 1968
28	Billy Cunningham vs. Maryland, Jan. 13, 1964
27	Billy Cunningham vs. Clemson, Feb. 16, 1963
25	five times, most recently by Billy Cunningham vs. Tulane, Dec. 10, 1964

## MOST REBOUNDS — ACC REGULAR SEASON GAME

30	Rusty Clark vs. Maryland, Feb. 21, 1968
----	---

## MOST REBOUNDS — ACC TOURNAMENT GAME

21*	Lee Shaffer vs. Clemson, quarterfinal, March 5, 1959, in Raleigh
-----	--

## MOST REBOUNDS — ACC CHAMPIONSHIP GAME

19*	Pete Brennan vs. South Carolina, March 9, 1957, in Raleigh
-----	--

## MOST REBOUNDS — NCAA TOURNAMENT GAME

22^	Tyler Zeller vs. Ohio, March 23, 2012, in St. Louis
-----	---

## MOST REBOUNDS — GAME (by a freshman)

20	Antawn Jamison at Virginia, Jan. 17, 1996
----	---

## MOST REBOUNDS — GAME (by a guard)

16	Joseph Forte at Duke, Feb. 1, 2001
----	------------------------------------

## MOST REBOUNDS — SMITH CENTER

24	Sean May vs. Duke, March 6, 2005
21	Sean May vs. Akron, Dec. 14, 2003
21	Sean May vs. Duke, Feb. 5, 2004
19	Sean May vs. Kentucky, Dec. 4, 2004
19	Brice Johnson vs. Duke, Feb. 17, 2016

## SEASON

## MOST REBOUNDS — SEASON (300 or more)

416	Brice Johnson, 2015-16
399	Tyler Hansbrough, 2007-08
397	Sean May, 2004-05
389	Antawn Jamison, 1997-98
379	Billy Cunningham, 1963-64
378	Kennedy Meeks, 2016-17
377	Luke Maye, 2018-19
374	John Henson, 2010-11
373	Luke Maye, 2017-18
365	Tyler Zeller, 2011-12
365	George Lynch, 1992-93
349	Brad Daugherty, 1984-85
348	John Henson, 2011-12
348	Bobby Jones, 1972-73
344	Billy Cunningham, 1964-65
341	Rusty Clark, 1967-68
339	Billy Cunningham, 1962-63
334	Mitch Kupchak, 1974-75
332	Pete Brennan, 1956-57
330	Sam Perkins, 1982-83
330	Rusty Clark, 1966-67
329	Antawn Jamison, 1996-97
321	Doug Moe, 1960-61
316	Mitch Kupchak, 1975-76
312	Robert McAdoo, 1971-72
309	Antawn Jamison, 1995-96
306	Brad Daugherty, 1985-86
303	Pete Brennan, 1957-58
301	Tyler Hansbrough, 2006-07
301	James Worthy, 1980-81

## HIGHEST REBOUNDING AVERAGE — SEASON

16.1	Billy Cunningham, 1962-63 (339 reb. in 21 games)
15.8	Billy Cunningham, 1963-64
14.3	Billy Cunningham, 1964-65
14.0	Doug Moe, 1960-61
11.7	Pete Brennan, 1957-58
11.7	Lennie Rosenbluth, 1954-55
11.6	Bud Maddie, 1952-53
11.5	Lennie Rosenbluth, 1955-56
11.3	Mitch Kupchak, 1975-76
11.3	Doug Moe, 1959-60



**Billy Cunningham had 40 double-figure rebounding games in a row in 1962-63 and 1963-64.**

## CAREER

## MOST REBOUNDS — CAREER (700 or more)

1,219	Tyler Hansbrough, 2005-09
1,167	Sam Perkins, 1980-84
1,097	George Lynch, 1989-93
1,062	Billy Cunningham, 1962-65
1,052	Kennedy Meeks, 2013-17
1,035	Brice Johnson, 2012-16
1,027	Antawn Jamison, 1995-98
1,006	Mitch Kupchak, 1972-76
1,003	Brad Daugherty, 1982-86
942	Luke Maye, 2015-19
941	Eric Montross, 1990-94
929	Rusty Clark, 1966-69
890	Ademola Okulaja, 1995-99
885	John Henson, 2011-12
861	Scott Williams, 1986-90
854	Pete Brennan, 1955-58
839	Brendan Haywood, 1997-01
834	Larry Miller, 1965-68
817	Bobby Jones, 1971-74
815	Mike O'Koren, 1976-80
807	Jason Capel, 1998-02
790	Lennie Rosenbluth, 1954-57
788	Tyler Zeller, 2011-12
771	Sean May, 2002-05
766	Pete Chilcutt, 1987-91
743	Deon Thompson, 2006-10
731	J.R. Reid, 1986-89
729	Lee Dedmon, 1968-71
707	Joe Wolf, 1983-87

## MOST REBOUNDS BY YEARS PLAYED

**Four-year career:** 1,219 by Tyler Hansbrough, 2005-09

**Three-year career:** 1,062 by Billy Cunningham, 1962-65

**Two-year career:** 511 by Rasheed Wallace, 1993-95

## HIGHEST REBOUNDING AVERAGE — CAREER (10.0 or more)

15.4	Billy Cunningham, 1962-65 (1,062 in 69 games)
10.6	Doug Moe, 1958-61
10.5	Pete Brennan, 1955-58
10.4	Lennie Rosenbluth, 1954-57
10.2	Rusty Clark, 1966-69
10.0	Sean May, 2002-05
10.0	Bud Maddie, 1953-54

## DOUBLE-DIGIT REBOUNDING GAMES

## MOST GAMES IN DOUBLE-FIGURE REBOUNDS — SEASON

23	Brice Johnson, 2015-16
22	Billy Cunningham, 1963-64
21	Billy Cunningham, 1962-63
21	John Henson, 2010-11 and 2011-12
21	Antawn Jamison, 1997-98

## MOST GAMES IN DOUBLE-FIGURE REBOUNDS — CAREER

61	Billy Cunningham, 1962-65
----	---------------------------

## CONSECUTIVE GAMES IN DOUBLE-FIGURE REBOUNDS

40	Billy Cunningham (last 20 games in 1962-63 and first 20 games in 1963-64)
----	---

## ASSIST RECORDS



Bob Dorman

Ed Cota is third in NCAA history with 1,030 career assists.

## SINGLE-GAME

## MOST ASSISTS — SINGLE GAME

18	Raymond Felton vs. George Mason, Dec. 7, 2003
17	Ed Cota vs. UNLV, Dec. 4, 1999, in Charlotte
17	Jeff Lebo vs. UT Chattanooga, Nov. 18, 1988
16	Kendall Marshall at Maryland, Feb. 4, 2012
16	Kendall Marshall vs. Long Beach State, Dec. 10, 2011
16	Kendall Marshall vs. Florida State, Feb. 6, 2011
15	Kendall Marshall vs. Tennessee State, Nov. 22, 2011
15	Kendall Marshall at UNC Asheville, Nov. 13, 2011
14	eight times, most recently by Kendall Marshall vs. South Carolina, Nov. 25, 2011, in Las Vegas

## MOST ASSISTS — ACC REGULAR-SEASON GAME

16	Kendall Marshall at Maryland, Feb. 4, 2012
16	Kendall Marshall vs. Florida State, Feb. 6, 2011

## MOST ASSISTS — ACC TOURNAMENT GAME

13*	Larry Brown vs. South Carolina, quarterfinal, Feb. 28, 1963, in Raleigh
-----	---

## MOST ASSISTS — NCAA TOURNAMENT GAME

14^	Kendall Marshall vs. Long Island, East 2nd round, March 18, 2011, in Charlotte
12^	Kenny Smith vs. Notre Dame, 1987 East Regional semifinal, March 19, 1987, in East Rutherford, N.J.

## MOST ASSISTS — SMITH CENTER GAME

18	Raymond Felton vs. George Mason, Dec. 7, 2003
17	Jeff Lebo vs. UT Chattanooga, Preseason NIT 1st round, Nov. 18, 1988

## MOST ASSISTS BY A FRESHMAN — GAME

16	Kendall Marshall vs. Florida State, Feb. 6, 2011
14	Raymond Felton vs. Wyoming, March 24, 2003, NIT

## MOST ASSISTS IN FIRST GAME AS A FRESHMAN

10	Raymond Felton vs. Penn State, Nov. 18, 2002, Preseason NIT (ties ACC record)
----	---

## MOST ASSISTS IN TWO CONSECUTIVE GAMES

29	Kendall Marshall vs. Tennessee State (15) & South Carolina (14); vs. Long Beach State (16) & Appalachian State (13), 2011
----	---

## MOST ASSISTS IN THREE CONSECUTIVE GAMES

41	Ed Cota vs. Appalachian State (14), at NC State (13) and vs. Florida State (14), 1997-98
----	--

## MOST ASSISTS IN FOUR CONSECUTIVE GAMES

52	Kendall Marshall vs. UNC Asheville (15), Mississippi Valley State (8), Tennessee State (15) & South Carolina (14), Nov. 2011
----	--

## MOST ASSISTS IN FIVE CONSECUTIVE GAMES

60	Kendall Marshall vs. UNC Asheville (15), Mississippi Valley State (8), Tennessee State (15), South Carolina (14) and UNLV (8), Nov. 2011
----	--

## SEASON

## MOST ASSISTS — SINGLE SEASON

351	Kendall Marshall, 2011-12 (ACC record, 4th-best NCAA history)
284	Ed Cota, 1999-2000
274	Ed Cota, 1997-98
249	Raymond Felton, 2004-05
238	Ed Cota, 1998-99
235	Raymond Felton, 2002-03
235	Kenny Smith, 1984-85
234	Ed Cota, 1996-97
230	Kendall Marshall, 2010-11
230	Ty Lawson, 2008-09

## MOST ASSISTS — BY A FRESHMAN

236	Raymond Felton, 2002-03
234	Ed Cota, 1996-97
230	Kendall Marshall, 2010-11

## HIGHEST ASSIST AVERAGE — SINGLE SEASON

9.75	Kendall Marshall, 2011-12 (351 assists in 36 games) (ACC record)
8.11	Ed Cota, 1999-2000 (284 assists in 35 games)
7.44	Ed Cota, 1998-99
7.41	Ed Cota, 1997-98
7.10	Raymond Felton, 2003-04

## HIGHEST ASSIST AVERAGE — BY A FRESHMAN

6.88	Ed Cota, 1996-97 (234 assists in 34 games)
6.74	Raymond Felton, 2002-03
6.22	Kendall Marshall, 2010-11

## CAREER

## MOST ASSISTS — CAREER (500 or more)

1,030	Ed Cota, 1996-2000 (3rd in NCAA history)
768	Kenny Smith, 1983-87
753	Phil Ford, 1974-78
697	Raymond Felton, 2002-05
637	Derrick Phelps, 1990-94
629	King Rice, 1987-91
608	Ty Lawson, 2006-09
602	Marcus Paige, 2012-16
581	Kendall Marshall, 2010-12
580	Jeff Lebo, 1985-89
525	Jimmy Black, 1978-82
503	Steve Hale, 1982-86

## MOST ASSISTS BY YEARS PLAYED

Four-year career:	1,030 by Ed Cota, 1996-2000
Three-year career:	698 by Raymond Felton, 2002-05
Two-year career:	581 by Kendall Marshall, 2010-12

## HIGHEST ASSIST AVERAGE — CAREER

7.96	Kendall Marshall, 2010-12 (581 assists in 73 games)
7.46	Ed Cota, 1996-2000 (1,030 assists in 138 games)
6.9	Raymond Felton, 2002-05
6.1	Phil Ford, 1974-78
6.0	Kenny Smith, 1983-87
5.8	Ty Lawson, 2006-09
5.2	Larry Brown, 1960-63
4.8	Derrick Phelps, 1990-94
4.5	King Rice, 1987-91
4.4	Jeff McInnis, 1993-96
4.4	Jeff Lebo, 1985-89

## MISCELLANEOUS

## MOST GAMES WITH 10 OR MORE ASSISTS — SEASON

17	Kendall Marshall, 2011-12 (ACC record)
12	Ed Cota, 1999-2000
9	Phil Ford, 1975-76

## MOST GAMES WITH 10 OR MORE ASSISTS — CAREER

32	Ed Cota, 1996-00
23	Kendall Marshall, 2010-12
18	Raymond Felton, 2002-05
16	Phil Ford, 1974-78
13	Kenny Smith, 1983-87

HIGHEST ASSIST-TURNOVER RATIO — SEASON  
(min. 200 assists)

3.49	Ty Lawson, 2008-09 (230 assists, 66 turnovers)
3.48	Kendall Marshall, 2011-12 (351 assists, 101 turnovers)
2.72	King Rice, 1990-91 (207 assists, 76 turnovers)
2.57	Ty Lawson, 2006-07 (213 assists, 83 turnovers)
2.50	Kendall Marshall, 2010-11 (230 assists, 92 turnovers)

HIGHEST ASSIST-TURNOVER RATIO — CAREER  
(min. 300 assists)

3.01	Kendall Marshall, 2010-12 (581 assists, 193 turnovers) (ACC record)
2.78	Ty Lawson, 2006-09 (608 assists, 219 turnovers)
2.21	Jeff Lebo, 1985-89 (580 assists, 263 turnovers)
2.20	Marcus Paige, 2012-16 (602 assists, 274 turnovers)
2.19	Ed Cota, 1996-2000 (1,030 assists, 470 turnovers)
2.19	King Rice, 1987-91 (629 assists, 287 turnovers)



Andrew Cline/The Daily Tar Heel

The defense of Derrick Phelps was a key factor in the run to the 1993 NCAA title. Phelps tallied a UNC-record 247 steals from 1990-94.



Keith Worrell

George Lynch ranks second in Carolina history in steals.

**SINGLE-GAME**

**MOST STEALS — SINGLE GAME**

9	Derrick Phelps at Georgia Tech, Feb. 2, 1992
8 <sup>A</sup>	Ty Lawson vs. Michigan State, April 6, 2009, in Detroit, Mich.
8	Tyler Hansbrough vs. UNC Asheville, Dec. 28, 2005
8	Derrick Phelps vs. Central Florida, Dec. 7, 1991
8	Dudley Bradley vs. Oregon State, Nov. 30, 1977
7	Ty Lawson vs. Michigan State, Dec. 3, 2008, in Detroit, Mich.
7	Derrick Phelps vs. Maryland, Feb. 10, 1994
7	George Lynch vs. Florida State, Jan. 27, 1993
7	Derrick Phelps vs. Cornell, Jan. 4, 1993
7	Derrick Phelps vs. Houston, Dec. 13, 1992
7	Jimmy Black vs. Tulsa, Dec. 3, 1981
7*	Dudley Bradley vs. Duke, March 3, 1979, in Greensboro
7	Dudley Bradley vs. Wake Forest, Dec. 1, 1978, in Greensboro

**MOST STEALS — ACC REGULAR SEASON GAME**

9	Derrick Phelps at Georgia Tech, Feb. 2, 1992
---	--

**MOST STEALS — ACC TOURNAMENT GAME**

*7	Dudley Bradley vs. Duke, championship, March 3, 1979, in Greensboro
----	---

**MOST STEALS — NCAA TOURNAMENT GAME**

*8	Ty Lawson vs. Michigan State, April 6, 2009, in Detroit, Mich. (national championship game)
----	---

**MOST STEALS — SMITH CENTER GAME**

8	Tyler Hansbrough vs. UNC Asheville, Dec. 28, 2005
8	Derrick Phelps vs. Central Florida, Dec. 7, 1991

**MOST STEALS BY A FRESHMAN**

8	Tyler Hansbrough vs. UNC Asheville, Dec. 28, 2005 (ACC freshman record)
---	---

**SEASON**

**MOST STEALS — SINGLE SEASON**

97	Dudley Bradley, 1978-79
89	George Lynch, 1992-93
82	Derrick Phelps, 1992-93
78	Derrick Phelps, 1991-92
78	Michael Jordan, 1982-83
78	Walter Davis, 1976-77
75	Ty Lawson, 2008-09
72	Raymond Felton, 2004-05
71	Walter Davis, 1975-76
70	Rick Fox, 1990-91

**CAREER**

**MOST STEALS — CAREER**

247	Derrick Phelps, 1990-94
241	George Lynch, 1989-93
203	Marcus Paige, 2012-16
197	Rick Fox, 1987-91
195	Kenny Smith, 1983-87
192	Ed Cota, 1997-00
191	Raymond Felton, 2002-05
190	Dudley Bradley, 1975-79
184	Ty Lawson, 2006-09
183	Mike O'Koren, 1976-80

**MOST STEALS BY YEARS PLAYED**

<b>Four-year career:</b>	247 by Derrick Phelps, 1990-94
<b>Three-year career:</b>	191 by Raymond Felton, 2002-05

**BLOCKED SHOT RECORDS**

**SINGLE-GAME**

**MOST BLOCKED SHOTS — SINGLE GAME**

10	Brendan Haywood vs. Miami (Fla.), Dec. 4, 2000
9	John Henson vs. Michigan State, Nov. 11, 2011, in San Diego, Calif. (on USS Carl Vinson)
9	Warren Martin vs. Stanford, Dec. 20, 1985

**MOST BLOCKED SHOTS — ACC REGULAR-SEASON GAME**

8	Warren Martin vs. NC State, Jan. 16, 1985
---	---

**MOST BLOCKED SHOTS — ACC TOURNAMENT GAME**

6*	Eric Montross vs. Florida State, quarterfinal, March 11, 1994, in Charlotte
----	---

**MOST BLOCKED SHOTS — NCAA TOURNAMENT GAME**

8^	Brice Johnson vs. Florida Gulf Coast, East first round, March 17, 2016, in Raleigh
----	--

**MOST BLOCKED SHOTS — SMITH CENTER GAME**

10	Brendan Haywood vs. Miami (Fla.), Dec. 4, 2000
----	--

**SEASON**

**MOST BLOCKED SHOTS — SINGLE SEASON**

120	Brendan Haywood, 2000-01
118	John Henson, 2010-11
101	John Henson, 2011-12
93	Rasheed Wallace, 1994-95
91	Brendan Haywood, 1999-2000
81	Warren Martin, 1985-86
81	Warren Martin, 1984-85
67	Sam Perkins, 1980-81
65	Ed Davis, 2008-09
65	Brandan Wright, 2006-07
65	Sam Perkins, 1982-83

**MOST BLOCKED SHOTS PER GAME — SEASON**

3.64	Brendan Haywood, 2000-01 (120 blocks in 33 games)
3.19	John Henson, 2010-11 (118 blocks in 37 games)
2.89	John Henson, 2011-12 (101 blocks in 35 games)
2.79	Warren Martin, 1985-86 (81 blocks in 29 games)
2.78	Ed Davis, 2009-10 (64 blocks in 23 games)

**CAREER**

**MOST BLOCKED SHOTS — CAREER**

304	Brendan Haywood, 1997-2001
279	John Henson, 2009-12
245	Sam Perkins, 1980-84
190	Warren Martin, 1981-86
174	Kevin Salvadori, 1990-94
169	Eric Montross, 1990-94
163	Brice Johnson, 2012-16
161	Scott Williams, 1986-90
156	Rasheed Wallace, 1993-95
155	Danny Green, 2005-09

**MOST BLOCKED SHOTS BY YEARS PLAYED**

**Four-year career:** 304 by Brendan Haywood, 1997-2001  
**Three-year career:** 279 by John Henson, 2009-12  
**Two-year career:** 156 by Rasheed Wallace, 1993-95

**MOST BLOCKED SHOTS PER GAME — CAREER**

2.56	John Henson, 2009-12 (279 blocks in 109 games)
2.26	Rasheed Wallace, 1993-95 (156 blocks in 69 games)
2.13	Brendan Haywood, 1997-2001 (304 blocks in 141 games)
2.11	Ed Davis, 2009-11 (129 blocks in 61 games)
1.81	Sam Perkins, 1980-84 (245 blocks in 135 games)

Robert Crawford



John Henson's 2.56 blocks per game in his career helped him to second place in UNC history in total blocks with 279.

Tom Copeland/Greensboro News & Record



Brendan Haywood owns Carolina's career, season and single-game blocked shot records.

**MISCELLANEOUS RECORDS**



Jeffrey Camarati

The 2009 senior class won 124 games, most in Carolina history.



Peyton Williams

Luke Maye played in 59 ACC wins, most in Carolina history, from 2015-19.

**MOST GAMES PLAYED — SINGLE SEASON**

- 40 Nate Britt, Justin Jackson, Kennedy Meeks, Seventh Woods in 2016-17
- 40 Joel Berry II, Isaiah Hicks, Justin Jackson, Brice Johnson, Theo Pinson in 2015-16
- 39 Tyler Hansbrough, Wayne Ellington, Danny Green, Deon Thompson, Marcus Ginyard in 2007-08

**MOST GAMES PLAYED — CAREER**

- 152 Deon Thompson, 2006-10 (*ACC record*)
- 151 Nate Britt, 2013-17
- 151 Isaiah Hicks, 2013-17
- 148 Brice Johnson, 2012-16
- 145 Danny Green, 2005-09
- 144 Joel Berry II, 2014-18
- 144 Kennedy Meeks, 2013-17
- 143 Marcus Ginyard, 2005-10
- 142 Tyler Hansbrough, 2005-09
- 141 Luke Maye, 1025-19
- 141 Marcus Paige, 2012-16
- 141 Brendan Haywood, 1997-2001

**MOST CAROLINA WINS PLAYED — SINGLE SEASON**

- 36 Tyler Hansbrough, Wayne Ellington, Danny Green, Deon Thompson, Marcus Ginyard in 2007-08
- 34 Ed Davis, Larry Drew II, Wayne Ellington, Bobby Frasor, Danny Green and Deon Thompson in 2008-09
- 34 Alex Stepheson, Quentin Thomas in 2007-08
- 34 Vince Carter, Brendan Haywood, Makhtar Ndiaye, Ademola Okulaja and Shammond Williams in 1997-98
- 34 George Lynch, Eric Montross, Henrik Rodl, Kevin Salvadori and Pat Sullivan in 1992-93

**MOST CAROLINA WINS PLAYED — CAREER**

- 123 Danny Green, 2005-09 (23 in 2005-06, 30 in 2006-07, 36 in 2007-08, 34 in 2008-09)
- 121 Deon Thompson, 2006-10 (30 in 2006-07, 36 in 2007-08, 34 in 2008-09, 20 in 2009-10)
- 120 Tyler Hansbrough, 2005-09 (23 in 2005-06, 31 in 2006-07, 36 in 2007-08, 30 in 2008-09)
- 116 Nate Britt, 2013-17 (24 in 2013-14, 26 in 2014-15, 33 in 2015-16, 33 in 2016-17)
- 116 Isaiah Hicks, 2013-17 (24 in 2013-14, 26 in 2014-15, 33 in 2015-16, 33 in 2016-17)

**MOST ACC WINS PLAYED — CAREER  
(includes ACC Tournament games)**

- 59 Luke Maye, 2015-19 (51 regular season, 8 ACC Tournament)
- 59 Nate Britt, 2013-17 (52 regular season, 7 ACC Tournament)
- 59 Isaiah Hicks, 2013-17 (52 regular season, 7 ACC Tournament)
- 58 Brice Johnson, 2012-16
- 58 Marcus Paige, 2012-16
- 58 Danny Green, 2005-09
- 58 Tyler Hansbrough, 2005-09

**TRIPLE-DOUBLE**

**(10 or More Points, Rebounds and Blocked Shots in Same Game)**

Brendan Haywood vs. Miami, Dec. 4, 2000 (18 points, 14 rebounds, 10 blocks)

**TRIPLE-DOUBLE**

**(10 or More Points, Rebounds and Assists in Same Game)**

Jason Capel vs. Buffalo, Dec. 17, 2000 (16 points, 11 rebounds, 10 assists)

(\*Note: The *Charlotte Observer* reported that Billy Cunningham had 33 points, 16 rebounds and 11 assists vs. Virginia on Jan. 16, 1965. However, assists were not an official statistic at that point.)

**ONLY PLAYER IN NCAA HISTORY WITH  
1,000 POINTS, 1,000 ASSISTS AND 500 REBOUNDS**

Ed Cota (1,261 points, 1,030 assists and 517 rebounds)

**MOST WINS BY A CLASS (Four-year span)**

- 124 2009 (Michael Copeland, Bobby Frasor, Marcus Ginyard, Danny Green, Tyler Hansbrough)
- 123 2008 (Quentin Thomas)
- 121 2019 (Luke Maye, Kenny Williams)
- 121 2010 (Deon Thompson)
- 118 2018 (Joel Berry II, Theo Pinson)
- 117 1984 (Matt Doherty, Cecil Exum, Sam Perkins)

**MOST PERSONAL FOULS**

- 443 Scott Williams (1986-90) (*ACC record*)

**MOST GAMES PLAYED WITHOUT FOULING OUT**

- 138 Ed Cota (1996-2000) (*NCAA record*)



**TAR HEEL SINGLE-GAME BESTS**

**TOP 25 TAR HEEL SCORING GAMES**

Pts.	Player	Opponent	Date and Site
49	Bob Lewis	Florida State	Dec. 16, 1965, in Chapel Hill
48	Billy Cunningham	Tulane	Dec. 10, 1964, in Chapel Hill
47	Lennie Rosenbluth	Furman	Dec. 4, 1956, in Chapel Hill
45*	Lennie Rosenbluth	Clemson	Mar. 7, 1957, at Raleigh, N.C.
45	Lennie Rosenbluth	William & Mary	Feb. 7, 1956, in Chapel Hill
45	Lennie Rosenbluth	Clemson	Jan. 14, 1956, at Clemson, S.C.
45	George Glamack	Clemson	Feb. 10, 1941, in Chapel Hill
43	Charlie Scott	Wake Forest	Jan. 17, 1970, in Chapel Hill
43	Bob Lewis	Richmond	Dec. 8, 1965, in Chapel Hill
42	Shammond Williams	Georgia Tech	Feb. 8, 1998, at Atlanta, Ga.
41	Kenny Smith	Clemson	Jan. 28, 1987, at Clemson, S.C.
41*	Charlie Scott	Virginia	Mar. 5, 1970, at Charlotte, N.C.
40*	Harrison Barnes	Clemson	Mar. 12, 2011, in Greensboro, N.C.
40	Tyler Hansbrough	Georgia Tech	Feb. 15, 2006, in Chapel Hill
40*	Charlie Scott	Duke	Mar. 8, 1969, at Charlotte, N.C.
40	Billy Cunningham	Maryland	Jan. 13, 1964, in Chapel Hill
40	Lennie Rosenbluth	Duke	Mar. 1, 1957, at Durham, N.C.
39	Brice Johnson	Florida State	Jan. 4, 2016, at Tallahassee, Fla.
39	Tyler Hansbrough	Clemson	Feb. 10, 2008, in Chapel Hill
39	Michael Jordan	Georgia Tech	Jan. 29, 1983, at Greensboro, N.C.
39^	Al Wood	Virginia	Mar. 28, 1981, at Philadelphia, Pa.
39	Dennis Wuycik	Creighton	Dec. 12, 1970, at Charlotte, N.C.
39^	Lennie Rosenbluth	Canisius	Mar. 15, 1957, at Philadelphia, Pa.
39	Lennie Rosenbluth	William & Mary	Dec. 11, 1954, at Williamsburg, Va.
38	Joseph Forte	Tulsa	Nov. 11, 2000, in Chapel Hill
38	Larry Miller	Virginia	Jan. 28, 1967, in Chapel Hill
38	Billy Cunningham	Virginia	Feb. 23, 1965, in Chapel Hill
38*	Lennie Rosenbluth	South Carolina	Mar. 9, 1957, at Raleigh, N.C.

**TOP 25 TAR HEEL REBOUNDING GAMES**

Reb.	Player	Opponent	Date and Site
30	Rusty Clark	Maryland	Feb. 21, 1968, in Chapel Hill
28	Billy Cunningham	Maryland	Jan. 13, 1964, in Chapel Hill
27	Billy Cunningham	Clemson	Feb. 16, 1963, at Charlotte, N.C.
25	Billy Cunningham	Tulane	Dec. 10, 1964, in Chapel Hill
25	Billy Cunningham	South Carolina	Feb. 15, 1964, at Charlotte, N.C.
25	Billy Cunningham	Virginia Tech	Jan. 18, 1964, in Chapel Hill
25	Lennie Rosenbluth	Virginia	Jan. 11, 1955, in Chapel Hill
25	Lennie Rosenbluth	South Carolina	Dec. 9, 1954, in Chapel Hill
24	Sean May	Duke	Mar. 6, 2005, in Chapel Hill
24	Billy Cunningham	Georgia	Dec. 3, 1964, at Athens, Ga.
23	Brice Johnson	Florida State	Jan. 4, 2016, at Tallahassee, Fla.
23	Billy Cunningham	Virginia	Feb. 20, 1963, in Chapel Hill
23	Pete Brennan	Clemson	Jan. 18, 1958, in Clemson, S.C.
23	Paul Likins	Clemson	Dec. 4, 1955, in Chapel Hill
23	Lennie Rosenbluth	Clemson	Dec. 4, 1955, in Chapel Hill
22^	Tyler Zeller	Ohio	Mar. 23, 2012, in St. Louis, Mo.
22	Billy Cunningham	Maryland	Feb. 18, 1964, at College Park, Md.
22	Pete Brennan	Wake Forest	Jan. 4, 1958, in Chapel Hill
22	Lennie Rosenbluth	William & Mary	Feb. 7, 1956, in Chapel Hill
21	Brice Johnson	Duke	March 5, 2016, in Chapel Hill
21	Tyler Hansbrough	Florida State	Feb. 3, 2008, in Tallahassee, Fla.
21	Sean May	Duke	Feb. 5, 2004, in Chapel Hill
21	Sean May	Akron	Dec. 14, 2003, in Chapel Hill
21	Mitch Kupchak	Tulane	Feb. 14, 1976, at New Orleans, La.
21	Bobby Jones	Duke	Jan. 20, 1973, in Chapel Hill
21	Billy Cunningham	South Carolina	Feb. 19, 1965, at Charlotte, N.C.
21	Billy Cunningham	South Carolina	Feb. 15, 1963, at Charlotte, N.C.
21	Doug Moe	Virginia	Jan. 14, 1961, at Charlottesville, Va.
21*	Lee Shaffer	Clemson	Mar. 5, 1959, at Raleigh, N.C.
21	Lennie Rosenbluth	Virginia	Jan. 10, 1956, in Chapel Hill



**Bob Lewis scored a school-record 49 points vs. Florida State in 1965.**




**Sean May had a career-high 24 rebounds in the win over Duke in 2005 in Chapel Hill.**


**Key to symbols:** \*ACC Tournament game ~NIT game  
^NCAA Tournament game

**TOP 25 TAR HEEL ASSIST GAMES**

As.	Player	Opponent	Date and Site
18	Raymond Felton	George Mason	Dec. 7, 2003, in Chapel Hill
17	Ed Cota	UNLV	Dec. 4, 1999, at Charlotte, N.C.
17	Jeff Lebo	Chattanooga	Nov. 18, 1988, in Chapel Hill
16	Kendall Marshall	Maryland	Feb. 4, 2012, in College Park, Md.
16	Kendall Marshall	Long Beach State	Dec. 10, 2011, in Chapel Hill
16	Kendall Marshall	Florida State	Feb. 6, 2011, in Chapel Hill
15	Kendall Marshall	Tennessee State	Nov. 22, 2011, in Chapel Hill
15	Kendall Marshall	UNC Asheville	Nov. 13, 2011, in Asheville, N.C.
14	Kendall Marshall	South Carolina	Nov. 25, 2011, in Las Vegas, Nev.
14^	Kendall Marshall	Washington	Mar. 20, 2011, in Charlotte, N.C.
14~	Raymond Felton	Wyoming	Mar. 24, 2003, in Chapel Hill
14	Ed Cota	Florida State	Jan. 24, 1998, in Chapel Hill
14	Ed Cota	Appalachian State	Jan. 17, 1998, in Chapel Hill
14	Phil Ford	NC State	Feb. 23, 1977, in Chapel Hill
14	Phil Ford	Brigham Young	Dec. 20, 1976, in Chapel Hill
14	Phil Ford	Howard	Nov. 29, 1975, in Chapel Hill
13	Kendall Marshall	NC State	Feb. 22, 2012, in Raleigh, N.C.
13	Kendall Marshall	Clemson	Feb. 18, 2012, in Chapel Hill
13	Kendall Marshall	Appalachian State	Dec. 17, 2011, in Chapel Hill
13	Ed Cota	Duke	Mar. 4, 2000, at Durham, N.C.
13	Ed Cota	Wake Forest	Feb. 12, 2000, in Chapel Hill
13	Ed Cota	Hampton	Nov. 23, 1998, at Hampton, Va.
13	Ed Cota	Georgia Tech	Feb. 8, 1998, at Atlanta, Ga.
13	Ed Cota	NC State	Jan. 21, 1998, at Raleigh, N.C.
13	Shammond Williams	Richmond	Nov. 19, 1997, at Richmond, Va.
13	Jeff McInnis	Florida State	Jan. 25, 1995, in Chapel Hill
13	King Rice	Kentucky	Dec. 27, 1989, at Louisville, Ky.
13	Kenny Smith	Miami (Fla.)	Dec. 6, 1986, in Chapel Hill
13	Jeff Lebo	Manhattan	Dec. 27, 1985, at Miami, Fla.
13	Kenny Smith	UCLA	Nov. 24, 1985, in Chapel Hill
13	Steve Hale	Clemson	Feb. 23, 1985, in Chapel Hill
13	Kenny Smith	The Citadel	Feb. 1, 1985, at Charlotte, N.C.
13	Kenny Smith	SMU	Jan. 13, 1985, at Greensboro, N.C.
13	Kenny Smith	Oral Roberts	Dec. 8, 1984, in Chapel Hill
13	Steve Hale	Duke	Mar. 3, 1984, in Chapel Hill
13*	Larry Brown	South Carolina	Feb. 28, 1963, at Raleigh, N.C.




**MITCH KUPCHAK**



**KENDALL MARSHALL**



**BILLY CUNNINGHAM**



**KENNY SMITH**

**YEARLY STATISTICAL LEADERS**

**FIELD GOAL PERCENTAGE  
(min. 85 field goals made)**

Year	Player	FGM	FGA	Pct.
1951-52	Al Lifson	163	401	.406
1952-53	Jerry Vayda	111	266	.417
1953-54	Jerry Vayda	123	298	.413
1954-55	Tony Radovich	85	194	.438
1955-56	Lennie Rosenbluth	227	496	.456
1956-57	Lennie Rosenbluth	305	631	.483
1957-58	Pete Brennan	170	388	.438
1958-59	Lee Shaffer	128	273	.468
1959-60	Lee Shaffer	169	388	.436
1960-61	Jim Hudock	94	188	.500
1961-62	Donnie Walsh*	85	152	.559
1962-63	Billy Cunningham	186	380	.487
1963-64	Charlie Shaffer	117	221	.525
1964-65	Billy Cunningham	237	481	.491
1965-66	Larry Miller	219	400	.548
1966-67	Rusty Clark*	181	328	.552
1967-68	Charlie Scott	234	470	.498
1968-69	Bill Bunting*	217	363	.598
1969-70	Dennis Wuycik	148	270	.548
1970-71	Dennis Wuycik*	182	300	.607
1971-72	Bobby Jones*	127	190	.668
1972-73	Mitch Kupchak	99	164	.604
1973-74	Bobby Jones*	189	326	.580
1974-75	Mitch Kupchak	239	397	.602
1975-76	Tommy LaGarde*	156	255	.612
1976-77	Tommy LaGarde	108	182	.593
1977-78	Mike O'Koren*	173	269	.643
1978-79	Al Wood*	210	367	.572
1979-80	Al Wood	216	378	.571
1980-81	Sam Perkins	199	318	.626
1981-82	Sam Perkins	174	301	.578
1982-83	Brad Daugherty	110	197	.558
1983-84	Brad Daugherty	128	210	.610
1984-85	Brad Daugherty	238	381	.625
1985-86	Brad Daugherty*#	284	438	.648
1986-87	J.R. Reid	198	339	.584
1987-88	J.R. Reid	222	366	.607
1988-89	J.R. Reid	164	267	.614
1989-90	Kevin Madden	120	211	.569
1990-91	Pete Chilcutt	175	325	.538
1991-92	Eric Montross	140	244	.574
1992-93	Eric Montross	222	361	.615
1993-94	Rasheed Wallace	139	230	.604
1994-95	Rasheed Wallace*	238	364	.654
1995-96	Antawn Jamison*	201	322	.624
1996-97	Antawn Jamison	270	496	.544
1997-98	Vince Carter*	224	379	.591
1998-99	Brendan Haywood	160	247	.648
1999-00	Brendan Haywood*#	191	274	.697
2000-01	Brendan Haywood	155	262	.592
2001-02	Jawad Williams	104	202	.515
2002-03	Rashad McCants	215	438	.491
2003-04	Rashad McCants	216	451	.479
2004-05	Sean May	228	402	.567
2005-06	Tyler Hansbrough	199	349	.570
2006-07	Brandon Wright*	228	353	.646
2007-08	Tyler Hansbrough	289	535	.540
2008-09	Ty Lawson	182	342	.532
2009-10	Ed Davis	111	192	.578
2010-11	Tyler Zeller*	210	384	.547
2011-12	Tyler Zeller	220	398	.553
2012-13	Brice Johnson	90	176	.511
2013-14	Brice Johnson	150	265	.566
2014-15	Brice Johnson	207	366	.566
2015-16	Brice Johnson*	267	435	.614
	Isaiah Hicks	132	215	.614
2016-17	Isaiah Hicks	174	302	.573
2017-18	Luke Maye	251	516	.486
	Kenny Williams	156	321	.486
2018-19	Garrison Brooks	116	202	.574

**THREE-POINT FIELD GOAL PERCENTAGE  
(min. 25 field goals made)**

Year	Player	Made	Att	Pct.
1982-83	Jim Braddock	43	93	.462
1986-87	Jeff Lebo	67	149	.450
1987-88	Jeff Lebo	78	168	.464
1988-89	Steve Bucknall	62	148	.419
1989-90	Rick Fox	70	160	.438
1990-91	Hubert Davis*	64	131	.489
1991-92	Hubert Davis	85	198	.429
1992-93	Donald Williams	83	199	.417
1993-94	Jeff McInnis	27	65	.415
1994-95	Dante Calabria*	66	133	.496

1995-96	Shammond Williams	46	116	.397
1996-97	Shammond Williams	95	227	.419
1997-98	Vince Carter	44	107	.411
1998-99	Ademola Okulaja	59	137	.431
1999-00	Jason Capel	46	121	.380
2000-01	Jason Capel	56	134	.418
2001-02	Adam Boone	34	79	.430
2002-03	Rashad McCants	72	174	.414
2003-04	Rashad McCants	78	191	.408
2004-05	Raymond Felton*	70	159	.440
2005-06	Weis Miller	64	145	.441
2006-07	Reyshawn Terry	45	103	.437
2007-08	Wayne Ellington	78	195	.400
2008-09	Ty Lawson	51	108	.472
2009-10	Will Graves	73	197	.371
2010-11	Leslie McDonald	51	134	.381
2011-12	Reggie Bullock	71	186	.382
2012-13	Reggie Bullock	88	202	.436
2013-14	Marcus Paige	86	221	.389
2014-15	Marcus Paige	94	238	.395
2015-16	Joel Berry II	68	178	.382
2016-17	Joel Berry II	88	230	.383
2017-18	Luke Maye	50	116	.431
2018-19	Cameron Johnson*	96	210	.457

**FREE THROW PERCENTAGE  
(min. 50 free throws made)**

Year	Player	FTM	FTA	Pct.
1951-52	Al Lifson	99	140	.707
1952-53	Al Lifson	100	142	.704
1953-54	Al Lifson	74	97	.763
1954-55	Tony Radovich	60	80	.750
1955-56	Tony Radovich	63	76	.829
1956-57	Lennie Rosenbluth	285	376	.758
1957-58	Harvey Salz	64	84	.761
1958-59	Lee Shaffer	74	96	.770
1959-60	York Larese*	131	151	.868
1960-61	York Larese	124	158	.785
1961-62	Larry Brown	101	127	.795
1962-63	Larry Brown	95	122	.779
1963-64	Ray Respass	52	66	.788
1964-65	Bobby Lewis	123	175	.703
1965-66	Bobby Lewis	222	274	.810
1966-67	Bobby Lewis	167	211	.791
1967-68	Dick Grubar	64	90	.711
1968-69	Bill Bunting	143	173	.827
1969-70	Charlie Scott	169	215	.786
1970-71	Dennis Wuycik	169	197	.858
1971-72	Kim Huband	53	57	.930
1972-73	Ed Stahl	73	88	.830
1973-74	Darrell Elston	81	93	.871
1974-75	Phil Ford	126	161	.783
1975-76	Tommy LaGarde	106	131	.809
1976-77	Phil Ford*	157	184	.853
1977-78	Phil Ford	149	184	.810
1978-79	Mike O'Koren	144	188	.766
1979-80	Al Wood	118	154	.766
1980-81	Jimmy Black	93	118	.788
1981-82	Matt Doherty	71	92	.772
1982-83	Jim Braddock	67	81	.827
1983-84	Sam Perkins*	155	181	.856
1984-85	Steve Hale*	85	97	.876
1985-86	Steve Hale	85	103	.825
1986-87	Jeff Lebo*	79	93	.849
1987-88	Ranzino Smith	52	58	.897
1988-89	Jeff Lebo	89	103	.864
1989-90	Hubert Davis	59	74	.797
1990-91	Hubert Davis	81	97	.835
1991-92	Hubert Davis*	140	169	.828
1992-93	Donald Williams*	97	117	.829
1993-94	Donald Williams	77	100	.770
1994-95	Jerry Stackhouse	185	260	.712
1995-96	Jeff McInnis	88	110	.800
1996-97	Shammond Williams	88	108	.815
1997-98	Shammond Williams*	133	146	.911
1998-99	Jason Capel	76	89	.854
1999-00	Jason Capel	116	140	.829
2000-01	Joseph Forte	133	156	.853
2001-02	Jason Capel	112	136	.824
2002-03	Jawad Williams	97	129	.752
2003-04	Raymond Felton	85	105	.810
2004-05	Marvin Williams	138	163	.847
2005-06	Reyshawn Terry	108	135	.800
2006-07	Wayne Ellington	51	61	.836
2007-08	Danny Green	69	79	.873
2008-09	Danny Green	52	61	.852
2009-10	Will Graves	50	62	.806

2010-11	Tyler Zeller	161	211	.763
2011-12	P.J. Hairston	52	62	.839
2012-13	Marcus Paige	51	61	.836
2013-14	Marcus Paige	128	146	.877
2014-15	Nate Britt	60	68	.882
2015-16	Joel Berry II	91	105	.867
2016-17	Isaiah Hicks	113	145	.779
2017-18	Joel Berry II	108	121	.893
2018-19	Cameron Johnson	90	110	.818

**SCORING AVERAGE**

Year	Player	PPG
1910-11	Marvin Ritch	9.5
1911-12	Junius Smith	12.0
1912-13	Meb Long	10.1
1913-14	Meb Long	12.7
1914-15	Meb Long	11.1
1915-16	Meb Long	14.7
1916-17	Mac McDuffie	11.1
1917-18	Peter Lynch	13.1
1918-19	Peter Lynch	11.8
1919-20	Billy Carmichael	10.8
1920-21	Cartwright Carmichael	15.1
1921-22	Cartwright Carmichael	12.6
1922-23	Cartwright Carmichael	14.9
1923-24	Jack Cobb	13.6
1924-25	Jack Cobb	9.5
1925-26	Jack Cobb	11.9
1926-27	Bill Vanstory	8.1
1927-28	Rufus Hackney	7.8
1928-29	Henry Satterfield	7.3
1929-30	Dave Neiman	6.7
1930-31	Sandy Dameron	7.3
1931-32	Wilmer Hines	8.9
1932-33	Wilmer Hines	10.1
1933-34	Virgil Weathers	7.8
1934-35	Mel Nelson	9.6
1935-36	Andy Bershak	6.8
1936-37	Pete Mullis	8.3
1937-38	Andy Bershak	7.5
1938-39	George Glamack	9.1
1939-40	George Glamack	17.6
1940-41	George Glamack	20.6
1941-42	Bob Rose	11.5
1942-43	Fritz Nagy	10.4
1943-44	Bernie Mock	9.1
1944-45	Jim Jordan	11.2
1945-46	John "Hook" Dillon	13.9
1946-47	Jim Hamilton	11.4
1947-48	Bob Paxton	12.2
1948-49	Coy Carson	15.3
1949-50	Nemo Nearman	13.2
1950-51	Jack Wallace	13.9
1951-52	Al Lifson	15.8
1952-53	Al Lifson	14.7
1953-54	Jerry Vayda	17.0
1954-55	Lennie Rosenbluth	25.5
1955-56	Lennie Rosenbluth*	26.7
1956-57	Lennie Rosenbluth	28.0
1957-58	Pete Brennan*	21.3
1958-59	York Larese	15.1
1959-60	Lee Shaffer*	18.2
1960-61	York Larese	23.1
1961-62	Larry Brown	16.5
1962-63	Billy Cunningham	22.7
1963-64	Billy Cunningham*	26.0
1964-65	Billy Cunningham*	25.4
1965-66	Bobby Lewis*	27.4
1966-67	Larry Miller	21.9
1967-68	Larry Miller	22.4
1968-69	Charlie Scott	22.3
1969-70	Charlie Scott*	27.1
1970-71	Dennis Wuycik	18.4
1971-72	Robert McAdoo	19.5
1972-73	George Karl	17.0
1973-74	Bobby Jones	16.1
1974-75	Mitch Kupchak	18.5
1975-76	Phil Ford	18.6
1976-77	Phil Ford	18.7
1977-78	Phil Ford	20.8
1978-79	Al Wood	17.8
1979-80	Al Wood	19.0
1980-81	Al Wood	18.1
1981-82	James Worthy	15.6
1982-83	Michael Jordan	20.0
1983-84	Michael Jordan*	19.6
1984-85	Brad Daugherty	17.3

## YEARLY STATISTICAL LEADERS

1985-86	Brad Daugherty	20.2
1986-87	Kenny Smith	16.9
1987-88	J.R. Reid	18.0
1988-89	J.R. Reid	15.9
1989-90	Rick Fox	16.2
1990-91	Rick Fox	16.9
1991-92	Hubert Davis	21.4
1992-93	Eric Montross	15.8
1993-94	Donald Williams	14.3
1994-95	Jerry Stackhouse	19.2
1995-96	Jeff McInnis	16.5
1996-97	Antawn Jamison	19.1
1997-98	Antawn Jamison*	22.2
1998-99	Ademola Okulaja	13.9
1999-00	Joseph Forte	16.7
2000-01	Joseph Forte	20.9
2001-02	Jason Capel	15.6
2002-03	Rashad McCants	17.0
2003-04	Rashad McCants*	20.0
2004-05	Sean May	17.5
2005-06	Tyler Hansbrough	18.9
2006-07	Tyler Hansbrough	18.4
2007-08	Tyler Hansbrough*	22.6
2008-09	Tyler Hansbrough	20.7
2009-10	Deon Thompson	13.7
2010-11	Tyler Zeller Harrison Barnes	15.7 15.7
2011-12	Harrison Barnes	17.1
2012-13	P.J. Hairston	14.6
2013-14	Marcus Paige	17.5
2014-15	Marcus Paige	14.1
2015-16	Brice Johnson	17.0
2016-17	Justin Jackson	18.3
2017-18	Joel Berry II	17.1
2018-19	Cameron Johnson	16.9

## REBOUNDING AVERAGE

Year	Player	RPg
1951-52	Howard Deasy	10.7
1952-53	Bud Maddie	11.6
1953-54	Paul Likins	10.9
1954-55	Lennie Rosenbluth	11.7
1955-56	Lennie Rosenbluth	11.5
1956-57	Pete Brennan	10.4
1957-58	Pete Brennan*	11.7
1958-59	Dick Kopley	7.3
1959-60	Doug Moe	11.3
1960-61	Doug Moe	14.0
1961-62	Jim Hudock	10.1
1962-63	Billy Cunningham*	16.1
1963-64	Billy Cunningham*	15.8
1964-65	Billy Cunningham*	14.3
1965-66	Larry Miller	10.3
1966-67	Rusty Clark	10.3
1967-68	Rusty Clark	11.0
1968-69	Rusty Clark	9.2
1969-70	Lee Dedmon	9.4
1970-71	Lee Dedmon	8.5
1971-72	Robert McAdoo	10.1
1972-73	Bobby Jones	10.5
1973-74	Bobby Jones	9.8
1974-75	Mitch Kupchak	10.8
1975-76	Mitch Kupchak*	11.3
1976-77	Tommy LaGarde	7.4
1977-78	Mike O'Koren	6.7
1978-79	Mike O'Koren	7.2
1979-80	Mike O'Koren	7.4
1980-81	James Worthy	8.4
1981-82	Sam Perkins	7.8
1982-83	Sam Perkins	9.4
1983-84	Sam Perkins	9.6
1984-85	Brad Daugherty*	9.7
1985-86	Brad Daugherty	9.0
1986-87	J.R. Reid	7.4
1987-88	J.R. Reid	8.9
1988-89	Scott Williams	7.3
1989-90	Scott Williams	7.3
1990-91	George Lynch	7.4
1991-92	George Lynch	8.8
1992-93	George Lynch	9.6
1993-94	Eric Montross	8.1
1994-95	Jerry Stackhouse	8.2
1995-96	Antawn Jamison	9.7
1996-97	Antawn Jamison	9.4
1997-98	Antawn Jamison*	10.5
1998-99	Ademola Okulaja	8.4
1999-00	Brendan Haywood	7.5

2000-01	Jason Capel	7.3
	Brendan Haywood	7.3
2001-02	Jason Capel	8.6
2002-03	Jawad Williams	5.6
2003-04	Sean May*	9.8
2004-05	Sean May	10.7
2005-06	Tyler Hansbrough	7.8
2006-07	Tyler Hansbrough	7.9
2007-08	Tyler Hansbrough*	10.2
2008-09	Tyler Hansbrough	8.1
2009-10	Ed Davis	9.2
2010-11	John Henson	10.1
2011-12	John Henson*	9.9
2012-13	James Michael McAdoo	7.3
2013-14	James Michael McAdoo	6.8
2014-15	Brice Johnson	7.8
2015-16	Brice Johnson	10.4
2016-17	Kennedy Meeks	9.5
2017-18	Luke Maye	10.1
2018-19	Luke Maye	10.5

## ASSISTS

Year	Player	Assists
1968-69	Charlie Scott	108
1969-70	Eddie Fogler	92
1970-71	Steve Previs	90
1971-72	Steve Previs	151
1972-73	George Karl	192
1973-74	Darrell Elston	158
1974-75	Phil Ford	161
1975-76	Phil Ford*	203
1976-77	Phil Ford*	217
1977-78	Phil Ford*	172
1978-79	Mike O'Koren	99
1979-80	Mike O'Koren	104
1980-81	Jimmy Black	188
1981-82	Jimmy Black*	213
1982-83	Matt Doherty	150
1983-84	Matt Doherty	124
1984-85	Kenny Smith	235
1985-86	Kenny Smith	210
1986-87	Kenny Smith	209
1987-88	Jeff Lebo	159
1988-89	Steve Bucknall	196
1989-90	King Rice	217
1990-91	King Rice	207
1991-92	Derrick Phelps	207
1992-93	Derrick Phelps	196
1993-94	Derrick Phelps	176
1994-95	Jeff McInnis	180
1995-96	Jeff McInnis	170
1996-97	Ed Cota*	234
1997-98	Ed Cota*	274
1998-99	Ed Cota*	238
1999-00	Ed Cota*	284
2000-01	Ronald Curry	119
2001-02	Adam Boone	89
2002-03	Raymond Felton	236
2003-04	Raymond Felton*	213
2004-05	Raymond Felton*	248
2005-06	Bobby Frasor	136
2006-07	Ty Lawson	213
2007-08	Ty Lawson	165
2008-09	Ty Lawson*	230
2009-10	Larry Drew II	222
2010-11	Kendall Marshall*	230
2011-12	Kendall Marshall*#	351
2012-13	Marcus Paige	161
2013-14	Marcus Paige	143
2014-15	Marcus Paige	170
2015-16	Joel Berry II	151
2016-17	Joel Berry II	138
2017-18	Theo Pinson	187
2018-19	Coby White	143

## BLOCKED SHOTS

Year	Player	Blocks
1975-76	Mitch Kupchak	32
1976-77	Tommy LaGarde	31
1977-78	Jeff Wolf	23
1978-79	Pete Budko	27
1979-80	Jeff Wolf	28
1980-81	Sam Perkins	67
1981-82	Sam Perkins	53
1982-83	Sam Perkins	65
1983-84	Sam Perkins	60
1984-85	Warren Martin	81

1985-86	Warren Martin	81
1986-87	Dave Popson	27
	J.R. Reid	27
	Scott Williams	27
1987-88	Scott Williams	43
1988-89	Scott Williams	50
1989-90	Scott Williams	41
1990-91	Pete Chilcutt	35
1991-92	Kevin Salvadori	63
1992-93	Eric Montross	47
1993-94	Rasheed Wallace	63
1994-95	Rasheed Wallace	93
1995-96	Serge Zwikker	49
1996-97	Serge Zwikker	61
1997-98	Makhtar Ndiaye	54
1998-99	Brendan Haywood	60
1999-00	Brendan Haywood	91
2000-01	Brendan Haywood*	120
2001-02	Kris Lang	33
2002-03	Jawad Williams	37
2003-04	Sean May	37
2004-05	Sean May	38
2005-06	Danny Green	32
2006-07	Brandan Wright	65
2007-08	Deon Thompson	51
2008-09	Ed Davis	65
2009-10	Ed Davis	64
2010-11	John Henson*	118
2011-12	John Henson*	101
2012-13	Desmond Hubert	30
2013-14	Brice Johnson	43
2014-15	Kennedy Meeks	46
2015-16	Brice Johnson	59
2016-17	Kennedy Meeks	47
2017-18	Luke Maye	38
2018-19	Luke Maye	20

## STEALS

Year	Player	Steals
1975-76	Walter Davis	71
1976-77	Walter Davis	78
1977-78	Dudley Bradley	61
1978-79	Dudley Bradley*	97
1979-80	Mike O'Koren	43
1980-81	Jimmy Black	64
1981-82	Jimmy Black	58
1982-83	Michael Jordan	78
1983-84	Michael Jordan	50
1984-85	Kenny Smith	64
1985-86	Steve Hale	55
1986-87	Kenny Smith	51
1987-88	Scott Williams	45
1988-89	Rick Fox	47
1989-90	Rick Fox	54
	King Rice	54
1990-91	Rick Fox	70
1991-92	Derrick Phelps	78
1992-93	George Lynch	89
1993-94	Derrick Phelps	60
1994-95	Jerry Stackhouse	50
1995-96	Jeff McInnis	38
1996-97	Ed Cota	57
1997-98	Ed Cota	58
1998-99	Ademola Okulaja	46
1999-00	Joseph Forte	54
2000-01	Joseph Forte	67
2001-02	Jason Capel	29
2002-03	Raymond Felton	56
2003-04	Raymond Felton	63
2004-05	Raymond Felton	72
2005-06	Tyler Hansbrough	38
2006-07	Ty Lawson	58
2007-08	Tyler Hansbrough	59
2008-09	Ty Lawson*	75
2009-10	Marcus Ginyard	44
2010-11	Dexter Strickland	46
2011-12	Kendall Marshall	43
2012-13	James Michael McAdoo	54
2013-14	J.P. Tokoto	55
2014-15	Marcus Paige	65
2015-16	Joel Berry II	58
2016-17	Joel Berry II	53
2017-18	Joel Berry II	42
2018-19	Cameron Johnson	43

\*Denotes ACC leader

#Denotes NCAA leader


## YEAR-BY-YEAR UNC TEAM STATISTICS

Year	GP	Field Goals Made-Att.	Pct.	3Pt. Field Goals Made-Att.	Pct.	Free Throws Made-Att.	Pct.	Rebounds Off-Def	Tot-Avg.	A	TO	BLK	STL	PF-D	Points-Avg.
1946-47															1433-53.1
1947-48															1452-53.8
1948-49															1486-59.4
1949-50	25	614				416								526	1652-57.0
1950-51	27	682-2025	.336			402-709	.668								1767-65.1
1951-52	27														1741-64.5
1952-53	27	659				423									2014-74.6
1953-54	21	499-1322	.377			441-701	.629		859-40.9					478	1439-68.5
1954-55	21	549-1386	.396			494-722	.684		794-37.8					396-21	1592-75.8
1955-56	23	623-1515	.411			593-862	.688		1106-48.1					417	1839-80.0
1956-57	32	860-1996	.431			817-1165	.701		1495-46.7					586	2537-79.3
1957-58	26	642-1621	.396			583-840	.694		1157-44.5					493	1867-71.8
1958-59	25	648-1509	.429			501-742	.691		1132-45.3					444	1797-71.9
1959-60	24	606-1467	.413			542-715	.758		1101-45.9					563	1754-73.1
1960-61	23	664-1497	.444			437-651	.671		1148-49.9					429	1765-76.7
1961-62	17	450-959	.469			330-495	.667		708-41.6					374	1230-72.4
1962-63	21	628-1368	.459			352-520	.676		918-43.7					390	1608-76.6
1963-64	24	731-1625	.450			399-607	.657		1171-48.8					477	1861-77.6
1964-65	24	757-1600	.473			400-605	.661		1092-45.5					438	1914-79.8
1965-66	27	838-1620	.517			508-693	.733		1007-37.3					453	2184-80.9
1966-67	32	1016-2154	.472			598-894	.669		1505-47.0					598	2630-82.2
1967-68	32	1028-2261	.455			624-916	.681		1511-47.2					570	2680-83.8
1968-69	32	1094-2228	.491			656-912	.717		1468-45.9	485				584	2844-88.9
1969-70	27	931-1936	.481			537-747	.719		1236-45.8	403				530	2399-88.9
1970-71	32	1010-1935	.522			686-923	.743		1382-43.2	586				654	2706-84.6
1971-72	31	1031-1954	.528			700-942	.743		1378-44.5	683				641	2762-89.1
1972-73	33	1150-2181	.527			496-703	.706		1405-42.6	855				675	2796-84.7
1973-74	28	1015-1952	.520			407-577	.705		1144-40.9	677				574	2437-87.0
1974-75	31	1037-1933	.536			549-775	.708		1090-35.2	391				699	2417-78.0
1975-76	29	966-1838	.526			537-715	.751		1086-37.4	598		74	279	567	2469-85.1
1976-77	33	1054-1961	.537			651-873	.746		1124-34.1	656		93	356	684	2759-83.6
1977-78	31	1008-1895	.532			497-756	.657		1111-35.8	595		93	294	633-18	2513-81.1
1978-79	29	861-1614	.533			496-688	.721		936-32.3	428		112	278	533-8	2218-76.5
1979-80	29	838-1603	.523			448-669	.670		994-32.6	462		110	225	559-18	2124-73.2
1980-81	37	1028-1969	.522			604-826	.731		1264-34.2	545		146	272	636-17	2660-71.9
1981-82	34	895-1668	.537			477-689	.692		999-29.4	583	438	110	239	471-6	2269-66.7
1982-83	36	1072-2082	.515	132-302	.437	629-849	.741		1268-35.2	597	509	173	248	673-19	2905-80.7
1983-84	31	966-1779	.543			551-704	.783		1073-34.6	605	476	157	221	499-10	2483-80.1
1984-85	36	1039-1925	.540			569-748	.761		1215-33.8	702	556	159	220	604-24	2647-73.5
1985-86	34	1197-2140	.559			551-747	.738		1272-37.4	800	522	152	271	642-20	2945-86.6
1986-87	36	1238-2304	.537	213-488	.436	596-826	.722		1329-36.9	782	567	103	319	662-15	3285-91.3
1987-88	34	1013-1892	.535	169-393	.430	596-820	.727		1175-34.6	618	581	105	252	574-15	2791-82.1
1988-89	37	1228-2328	.527	186-478	.389	689-950	.725		1418-38.3	788	634	122	285	645-17	3331-90.0
1989-90	34	1044-2098	.498	206-565	.365	525-765	.686		1281-37.7	594	584	114	309	607-21	2808-82.6
1990-91	35	1134-2257	.502	192-483	.398	607-866	.701		1455-41.6	699	566	148	315	574-6	3067-87.6
1991-92	33	1039-2080	.500	232-599	.387	534-746	.716		1264-38.3	616	538	142	283	598-15	2756-83.5
1992-93	38	1219-2407	.506	168-452	.372	666-943	.706		1561-41.1	698	581	145	357	602-10	3272-86.1
1993-94	35	1091-2188	.499	144-437	.330	670-1008	.665		1531-43.7	649	532	219	285	579-11	2996-85.6
1994-95	34	1044-2055	.508	266-648	.410	517-763	.678		1290-37.9	576	437	177	211	476-5	2871-84.4
1995-96	32	919-1869	.492	235-593	.396	411-613	.670	420-823	1243-38.8	559	429	110	172	471-6	2484-77.6
1996-97	35	1018-2124	.479	188-506	.372	485-713	.680	530-925	1455-41.6	632	495	142	261	547-10	2709-77.4
1997-98	38	1131-2184	.518	185-511	.362	666-937	.711	490-1022	1512-39.8	699	493	188	259	533-13	3113-81.9
1998-99	34	868-1841	.471	175-460	.380	517-720	.718	435-923	1358-39.9	541	530	134	192	505-8	2428-71.4
1999-00	36	1014-2066	.491	169-492	.343	518-740	.700	438-956	1394-38.7	609	536	178	210	580-11	2715-75.4
2000-01	33	945-1972	.479	189-519	.364	532-794	.670	411-952	1363-41.3	576	518	184	244	576-8	2611-79.1
2001-02	28	707-1612	.439	212-606	.350	396-534	.690	305-666	971-34.7	477	461	99	167	508-14	2022-72.2
2002-03	35	900-2062	.436	290-822	.353	434-655	.663	400-796	1196-34.2	555	522	163	293	601-8	2524-72.1
2003-04	30	877-1913	.458	195-555	.351	515-749	.688	460-731	1191-39.7	540	462	120	285	554-11	2464-82.1
2004-05	37	1128-2260	.499	277-687	.403	724-998	.725	502-997	1499-40.5	706	594	142	362	662-9	3257-88.0
2005-06	31	863-1809	.477	215-573	.375	519-733	.708	432-805	1237-39.9	552	512	127	242	531-6	2460-79.4
2006-07	38	1187-2379	.499	215-600	.358	669-940	.712	522-1029	1551-40.8	696	524	173	309	647-7	3258-85.7
2007-08	39	1250-2564	.488	216-580	.372	738-975	.757	605-1090	1695-43.5	656	560	174	318	658-9	3454-88.6
2008-09	38	1205-2509	.480	264-682	.387	739-983	.752	556-1041	1597-42.0	685	472	196	325	609-6	3413-89.8
2009-10	37	1012-2294	.441	176-535	.329	558-854	.653	558-995	1553-42.0	576	562	209	250	564-4	2758-74.5
2010-11	37	1044-2318	.450	190-580	.328	590-878	.672	525-1053	1578-42.6	573	493	204	232	597-5	2868-77.5
2011-12	38	1134-2473	.459	194-579	.335	629-922	.682	589-1122	1711-45.0	659	454	221	259	551-3	3091-81.3
2012-13	36	1023-2321	.441	272-723	.376	442-655	.675	488-899	1387-38.5	616	442	117	303	538-5	2762-76.7
2013-14	34	953-2057	.463	146-434	.336	552-882	.626	483-867	1350-39.7	523	406	161	249	690-21	2604-76.6
2014-15	38	1099-2309	.476	184-514	.358	571-814	.701	526-1015	1541-40.6	661	481	160	251	738-13	2953-77.7
2015-16	40	1235-2561	.482	224-685	.327	617-826	.747	568-1056	1624-40.6	712	431	177	269	718-5	3311-82.8
2016-17	40	1226-2633	.466	283-798	.355	642-916	.701	630-1119	1749-43.7	722	473	139	283	712-12	3377-84.4
2017-18	37	1105-2417	.457	305-849	.359	503-677	.743	511-1059	1570-42.4	674	445	151	213	587-2	3018-81.6
2018-19	36	1118-2410	.464	312-862	.362	541-728	.743	480-1097	1577-43.8	678	471	120	252	611-6	3089-85.8

## YEAR-BY-YEAR OPPONENT TEAM STATISTICS

Year	GP	Made-Att.	Pct.	Made-Att.	Pct.	Made-Att.	Pct.	Off-Def	Tot-Avg.	A	TO	BLK	STL	PF-D	Points-Avg.
1953-54	21	422-1320	.320			491-725	.677		797-37.9					452	1335-63.6
1954-55	21	563-1542	.365			471-625	.754		993-47.3					422-20	1599-76.1
1955-56	23	569-1636	.348			495-747	.663		991-43.1					487	1633-71.0
1956-57	32	720-2043	.352			658-956	.688		1151-35.9					761	2098-65.5
1957-58	26	605-1563	.387			475-602	.789		106140.8					565	1688-64.9
1958-59	25	627-1606	.390			375-598	.627		1113-44.5					500	1629-65.2
1959-60	24	531-1415	.375			432-634	.681		1019-42.5					471	1494-62.3
1960-61	23	549-1381	.398			414-605	.684		922-40.1					450	1512-65.7
1961-62	17	472-1042	.453			291-475	.613		720-42.4					381	1235-72.6
1962-63	21	576-1316	.438			335-483	.694		878-41.8					404	1487-70.8
1963-64	24	723-1657	.436			413-602	.686		1054-44.0					477	1859-77.5
1964-65	24	752-1681	.447			359-531	.676		1057-44.0					463	1863-77.6
1965-66	27	818-1709	.479			369-551	.669		1035-39.0					533	2005-75.3
1966-67	32	873-1854	.471			531-772	.688		1392-43.5					701	2277-71.2
1967-68	32	912-2052	.444			492-708	.695		1370-42.8					684	2316-72.4
1968-69	32	937-2076	.451			547-781	.700		1295-40.5	319				672	2421-75.7
1969-70	27	798-1810	.441			532-742	.717		1201-44.5	255				567	2128-78.8
1970-71	16	437-1020	.428			248-378	.656		611-38.2					322	1122-70.1
1971-72	31	808-1918	.421			597-853	.700		1153-37.2	368				695	2213-71.4
1972-73	33	967-2161	.447			469-679	.691		1237-37.5	419				725	2403-72.8
1973-74	28	870-1895	.459			368-521	.706		1049-37.5	354				594	2108-75.3
1974-75	31	1014-2154	.471			389-556	.700		1090-35.2	391				699	2417-78.0
1975-76	29	886-1886	.470			382-541	.706		1010-34.8	403		170		699	2154-74.3
1976-77	33	978-2050	.477			440-626	.703		1078-32.7	417		218		762	2396-72.6
1977-78	31	875-1769	.495			442-618	.715		935-30.2	453		216		710-40	2192-70.7
1978-79	29	761-1620	.470			376-508	.740		847-29.2	336		171		619-27	1898-65.4
1979-80	29	798-1610	.496			375-542	.692		861-29.7	401		182		584-29	1971-68.0
1980-81	37	975-2128	.458			394-579	.680		1065-28.8	467	302	302		752-30	2344-63.4
1981-82	34	811-1742	.466			263-407	.646		873-25.7	418	493	188		641-22	1885-55.4
1982-83	36	945-2130	.444	103-260	.396	476-701	.679		1151-32.0	489	569	233		779-33	2469-68.6
1983-84	31	851-1892	.450			308-476	.647		940-30.3	455	524	203		631-28	2010-64.8
1984-85	36	989-2197	.450			398-600	.663		1085-30.1	534	453	285		607-23	2376-66.0
1985-86	34	942-2163	.436			462-672	.688		1108-32.6	523	561	255		697-25	2346-69.0
1986-87	36	1043-2210	.472	130-342	.380	479-689	.695		1125-31.3	589	660	236		742-31	2695-74.9
1987-88	34	939-2063	.455	195-519	.376	417-605	.689		1043-30.7	490	536	260		687-21	2490-73.2
1988-89	37	1147-2530	.453	216-637	.339	439-648	.677		1338-36.2	603	654	343		808-21	2949-79.7
1989-90	34	996-2168	.459	206-565	.365	452-652	.693		1281-35.1	555	581	293		697-18	2650-77.9
1990-91	35	974-2329	.418	197-622	.317	362-568	.637		1225-35.0	519	635	270		708-21	2507-71.6
1991-92	33	909-2093	.434	232-599	.387	444-630	.705		1119-33.9	526	566	118	252	614-19	2494-75.6
1992-93	38	978-2370	.431	235-716	.328	405-603	.672		1222-32.2	536	581	138	273	750-20	2596-68.3
1993-94	35	923-2336	.395	273-802	.340	414-636	.651		1234-35.3	498	549	134	261	791-34	2533-72.4
1994-95	34	960-2326	.413	299-879	.340	297-423	.702		1230-36.2	503	434	95	226	652-22	2516-74.0
1995-96	32	826-2004	.412	308-857	.359	313-469	.667	401-642	1043-32.6	462	369	80	224	603-9	2273-71.0
1996-97	35	867-2154	.403	275-849	.324	325-523	.621	447-680	1127-32.2	453	479	98	256	644-19	2334-66.7
1997-98	38	923-2403	.384	282-879	.321	366-542	.675	525-703	1228-32.3	472	503	81	230	758-26	2494-65.6
1998-99	34	822-2091	.393	246-752	.327	316-480	.658	426-628	1054-31.0	434	378	121	267	615-13	2206-64.9
1999-00	36	953-2338	.408	229-744	.308	393-569	.691	510-735	1245-34.6	516	419	117	298	662-12	2528-70.2
2000-01	33	859-2196	.391	243-749	.324	380-578	.657	469-758	1227-37.2	461	447	108	298	669-16	2341-70.9
2001-02	28	803-1776	.452	216-596	.362	386-546	.707	362-685	1047-37.4	394	357	99	259	534-13	2208-78.9
2002-03	35	920-2103	.437	225-651	.346	427-618	.691	472-877	1349-38.5	489	581	153	288	637-15	2492-71.2
2003-04	30	799-1798	.444	229-650	.352	416-597	.697	364-697	1061-35.4	452	541	125	247	625-22	2243-74.8
2004-05	37	913-2274	.401	284-834	.341	490-689	.711	452-770	1222-33.0	500	658	173	328	808-30	2600-70.3
2005-06	31	779-1894	.411	200-605	.331	370-522	.708	377-609	986-31.8	406	465	114	282	639-10	2128-68.6
2006-07	38	962-2311	.416	254-751	.338	430-646	.666	425-802	1227-32.3	509	613	152	284	792-29	2608-68.6
2007-08	39	1061-2490	.426	278-852	.326	428-641	.668	446-820	1266-32.5	534	628	195	309	807-25	2828-72.5
2008-09	38	1013-2468	.410	274-814	.337	435-627	.694	494-863	1357-35.7	518	605	167	266	785-28	2735-72.0
2009-10	37	984-2389	.412	284-829	.343	409-585	.699	484-870	1354-36.6	536	508	168	318	713-21	2661-71.9
2010-11	37	948-2339	.405	267-806	.331	382-580	.659	454-889	1343-36.3	474	528	114	278	744-23	2545-68.8
2011-12	38	957-2431	.394	275-862	.319	360-529	.681	425-888	1313-34.6	445	507	129	238	784-30	2549-67.1
2012-13	36	918-2170	.423	248-717	.346	408-581	.702	417-911	1328-36.9	439	558	134	244	599-12	2492-69.2
2013-14	34	810-1949	.416	211-665	.317	541-807	.670	395-784	1179-34.7	374	462	136	202	717-20	2372-69.8
2014-15	38	889-2232	.398	247-822	.300	591-843	.701	460-790	1250-32.9	466	468	147	255	693-14	2616-68.8
2015-16	40	993-2385	.416	308-850	.362	505-725	.697	451-829	1280-32.0	434	511	122	225	734-13	2801-70.0
2016-17	40	982-2377	.413	319-939	.340	541-746	.725	367-890	1257-31.4	458	544	177	249	782-15	2824-70.6
2017-18	37	972-2297	.423	357-940	.380	410-597	.687	362-854	1216-32.9	541	433	176	228	658-14	2711-73.3
2018-19	36	935-2248	.416	330-985	.335	434-639	.679	324-880	1204-33.4	507	501	170	242	630-	2636-73.2

**CAROLINA HONOR ROLL**



**Michael Jordan**

**NAISMITH MEMORIAL BASKETBALL HALL OF FAME**

- Bernard Carnevale:** Coach, 1970
- Frank McGuire:** Coach, 1977
- Dean Smith:** Coach, 1983
- Billy Cunningham:** Player, 1986
- Bob McAdoo:** Player, 2000
- Larry Brown:** Coach, 2002
- James Worthy:** Player, 2003
- Roy Williams:** Coach, 2007
- Michael Jordan:** Player, 2009
- Charlie Scott:** Player, 2018
- Bobby Jones:** Player, 2019

**NABC COLLEGIATE BASKETBALL HALL OF FAME**

- Bernard Carnevale:** Coach, 1970
- Frank McGuire:** Coach, 1977
- Dean Smith:** Coach, 1983
- Billy Cunningham:** Player, 1986
- Bob McAdoo:** Player, 2000
- Larry Brown:** Coach, 2002
- James Worthy:** Player, 2003
- Roy Williams:** Coach, 2007
- Phil Ford:** Player, 2012
- Charlie Scott:** Player, 2015
- Sam Perkins:** Player, 2018

**CONSENSUS FIRST-TEAM ALL-AMERICAS**

- Cartwright Carmichael:** 1923, 1924
- Jack Cobb:** 1924, 1925, 1926
- George Glamack:** 1940, 1941
- Lennie Rosenbluth:** 1957
- Larry Miller:** 1968
- Robert McAdoo:** 1972
- Phil Ford:** 1977, 1978
- James Worthy:** 1982
- Michael Jordan:** 1983, 1984
- Sam Perkins:** 1983, 1984
- Kenny Smith:** 1987
- J.R. Reid:** 1988
- Jerry Stackhouse:** 1995
- Antawn Jamison:** 1998
- Joseph Forte:** 2001
- Tyler Hansbrough:** 2007, 2008, 2009
- Brice Johnson:** 2016
- Justin Jackson:** 2017

• 18 Tar Heels have earned consensus All-America honors on 27 occasions. UNC is second in NCAA history with 27 selections (Kansas has 30) and is third with 18 players (Kansas has 23 players and Kentucky 21).

**ALL-AMERICAS**

(First-team selections unless noted)

- Cartwright Carmichael:** 1923, 1924
- Jack Cobb:** 1924, 1925, 1926
- George Glamack:** 1940, 1941

- Jim Jordan:** Helms Foundation, 1945 (2nd), 1946
- John "Hook" Dillon:** The Sporting News, 1946; Maxwell, 1946; Converse, 1946 (2nd); Helms Foundation, 1946 (3rd)
- Lennie Rosenbluth:** Associated Press, 1956 (2nd), 1957; United Press International, 1956 (2nd), 1957; Helms Foundation, 1956, 1957; NEA, 1956 (3rd), 1957; Colliers, 1956 (3rd), 1957; Converse, 1956 (2nd), 1957; USBWA, 1957
- Tommy Kearns:** Converse, 1957 (2nd); Associated Press, 1958 (3rd)
- Pete Brennan:** Associated Press, 1958; The Sporting News, 1958; USBWA, 1958; Converse, 1958; United Press International, 1958 (2nd), Helms Foundation, 1958 (2nd)
- Lee Shaffer:** American Weekly, 1959 (3rd); USBWA, 1960
- York Larese:** Associated Press, 1959 (3rd); Coaches, 1960 (3rd), 1961 (2nd); The Sporting News, 1961 (2nd); NEA, 1961 (2nd); United Press International, 1961 (3rd); Converse, 1961 (2nd)
- Doug Moe:** The Sporting News, 1959 (2nd); USBWA, 1961, The Sporting News, 1961 (2nd)
- Billy Cunningham:** USBWA, 1964, 1965; Helms Foundation, 1965; The Sporting News, 1965 (2nd)
- Bob Lewis:** Helms Foundation, 1966, 1967; Associated Press, 1966 (2nd)
- Larry Miller:** USBWA, 1967, 1968; Helms Foundation, 1967, 1968; Converse, 1967, 1968; Associated Press, 1968; United Press International, 1968; Coaches, 1968
- Charlie Scott:** USBWA, 1969, 1970; Coaches, 1969, 1970; Helms Foundation, 1969, 1970; Converse, 1969, 1970; Basketball Weekly, 1969, 1970; NBA Coaches, 1970; Associated Press, 1970 (2nd); United Press International, 1970 (2nd); NEA, 1970
- Bill Chamberlain:** NBA Coaches, 1972 (2nd)
- Robert McAdoo:** NBA Coaches, 1972; Helms Foundation, 1972; NEA, 1972; The Sporting News, 1972; Associated Press, 1972 (2nd)
- Dennis Wuycik:** Helms Foundation, 1972; Basketball Weekly, 1972
- Bobby Jones:** USBWA, 1974; Coaches, 1974 (2nd); Associated Press, 1974 (2nd); United Press International, 1974 (2nd)
- Mitch Kupchak:** Citizen Savings Helms Foundation 1975, 1976; USBWA, 1976; Coaches, 1976; Converse, 1976; Associated Press, 1976 (2nd); United Press International, 1976 (2nd); Basketball Weekly, 1976 (3rd)
- Phil Ford:** Basketball Weekly, 1976, 1977, 1978;

- Coaches,** 1976, 1977, 1978; Associated Press, 1976 (2nd), 1977, 1978; United Press International, 1976 (2nd), 1977 (2nd), 1978; Citizen Savings (Helms Foundation), 1976, 1977, 1978; Sporting News, 1976, 1977 (2nd), 1978; USBWA, 1977, 1978
- Tommy LaGarde:** The Sporting News, 1977 (2nd)
- Mike O'Koren:** Citizen Savings Helms Foundation 1978, 1979, 1980; Converse, 1978, 1979, 1980; Basketball Weekly, 1978 (2nd), 1979, 1980 (2nd); USBWA, 1979, 1980; The Sporting News, 1979, 1980; Coaches, 1979 (2nd), 1980 (2nd); United Press International, 1979 (2nd), 1980 (3rd)
- Al Wood:** Converse, 1980, 1981; USBWA, 1981; Citizen Savings Helms Foundation 1981; Associated Press, 1981 (2nd); NABC, 1981 (2nd)
- James Worthy:** USBWA, 1981, 1982; United Press International, 1982; NABC, 1982; The Sporting News, 1982; Basketball Weekly, 1982; Naismith, 1982; NBA Coaches, 1982; Converse, 1982; First Interstate Bank Helms Foundation 1982; Associated Press, 1982 (2nd)
- Sam Perkins:** USBWA, 1982, 1983, 1984; Converse, 1982, 1983, 1984; First Interstate Bank Helms Foundation 1982, 1983, 1984; United Press International, 1982 (2nd), 1983, 1984; Naismith, 1982 (2nd), 1983, 1984; The Sporting News, 1982 (2nd), 1983 (2nd), 1984; Basketball Weekly, 1982 (2nd), 1983 (2nd), 1984; NABC, 1982 (2nd), 1983 (2nd), 1984 (2nd); ESPN, 1983, 1984; ABAUSA, 1983, 1984; Associated Press, 1983 (3rd), 1984; Basketball Times, 1983 (3rd), 1984; NBA Coaches, 1984
- Michael Jordan:** Associated Press, 1983, 1984; United Press International, 1983, 1984; The Sporting News, 1983, 1984; USBWA, 1983, 1984; NABC, 1983, 1984; Naismith, 1983, 1984; NBA Coaches,

**13 NATIONAL PLAYERS OF THE YEAR**

**CONSENSUS NATIONAL PLAYERS OF THE YEAR**

- Phil Ford:** 1978 (co-consensus with Butch Lee, Marquette)
- Michael Jordan:** 1984
- Antawn Jamison:** 1998
- Tyler Hansbrough:** 2008

**BY PLAYER**

- Jack Cobb:** 1926 (Helms Foundation)
- George Glamack:** 1940 (Helms Foundation), 1941 (Helms Foundation)
- Lennie Rosenbluth:** 1957 (Helms Foundation)
- Phil Ford:** 1978 (USBWA, NABC, Sporting News, John Wooden Award)
- James Worthy:** 1982 (Helms Foundation)
- Michael Jordan:** 1983 (Sporting News), 1984 (Sporting News, Associated Press, United Press International, USBWA, NABC, Basketball Weekly, John Wooden Award, Naismith Award, Rupp Trophy)
- Kenny Smith:** 1987 (Basketball Times)
- Jerry Stackhouse:** 1995 (Sports Illustrated)
- Antawn Jamison:** 1998 (Associated Press, John Wooden Award, Naismith Award, NABC, USBWA, Sporting News, CBS/Chevrolet, Basketball America, Basketball Times, Basketball News, Rupp Trophy)
- Sean May:** 2005 (Sports Illustrated)
- Tyler Hansbrough:** 2008 (Associated Press, USBWA, NABC, John Wooden Award, Naismith Award, Sports Illustrated, Sporting News, ESPN.com, Rupp Trophy, CBS/Chevrolet, Basketball Times)

**BY AWARD**

- Associated Press:** Jordan (1984), Jamison (1998), Hansbrough (2008)
- Wooden:** Ford (1978), Jordan (1984), Jamison (1998), Hansbrough (2008)
- Naismith:** Jordan (1984), Jamison (1998), Hansbrough (2008)
- Sporting News:** Ford (1978), Jordan (1983, 1984), Jamison (1998), Hansbrough (2008)
- NABC:** Ford (1978), Jordan (1984), Jamison (1998), Hansbrough (2008)
- USBWA:** Ford (1978), Jordan (1984), Jamison (1998), Hansbrough (2008)
- Helms Foundation:** Cobb (1926), Glamack (1940, 1941), Rosenbluth (1957), Worthy (1982)
- Rupp Trophy:** Jordan (1984), Jamison (1998), Hansbrough (2008)
- Sports Illustrated:** Stackhouse (1995), May (2005), Hansbrough (2008)
- Basketball Times:** Smith (1987), Jamison (1998), Hansbrough (2008)
- ESPN.com:** Hansbrough (2008)
- CBS/Chevrolet:** Jamison (1998), Hansbrough (2008)
- UPI:** Jordan (1984)
- Basketball Weekly:** Jordan (1984)
- Basketball America:** Jamison (1998)
- Basketball News:** Jamison (1998)

**CAROLINA HONOR ROLL**

1983, 1984; Basketball Weekly, 1983, 1984; ESPN, 1983, 1984; ABAUSA, 1983, 1984; Basketball Times, 1983, 1984; First Interstate Bank Helms Foundation 1983, 1984; Converse, 1983, 1984

**Brad Daugherty:** USBWA, 1986; Basketball Weekly, 1986; Associated Press, 1986 (2nd); United Press International, 1986 (2nd); NABC, 1986 (2nd); The Sporting News, 1986 (2nd)

**Kenny Smith:** Associated Press, 1987; United Press International, 1987; USBWA, 1987; NABC, 1987; Basketball Times, 1987; Basketball Weekly, 1987; The Sporting News, 1987; Naismith Board, 1987; First Interstate Bank Helms Foundation 1987; Converse, 1987

**J.R. Reid:** Associated Press, 1988; Basketball Weekly, 1988; USBWA, 1988; United Press International, 1988 (2nd); The Sporting News, 1988 (2nd); Basketball Times, 1988, 1989 (3rd); NABC, 1988, 1989 (3rd)

**Rick Fox:** Sporting News, 1991 (3rd)

**Eric Montross:** Naismith, 1994; Classic Games John R. Wooden All-America Team, 1993, 1994; Associated Press, 1993 (2nd), 1994 (2nd); NABC, 1993 (2nd), 1994; The Sporting News, 1993 (2nd), 1994 (2nd); Basketball Weekly, 1993 (2nd), 1994; United Press International, 1993 (3rd); Basketball Times, 1993 (3rd), 1994

**Jerry Stackhouse:** Associated Press, 1995; United Press International, 1995; USBWA, 1995; NABC, 1995; John Wooden Team, 1995; The Sporting News, 1995 (2nd); Basketball Times, 1995 (2nd)

**Rasheed Wallace:** The Sporting News, 1995; Basketball Times, 1995; John Wooden Team, 1995; Associated Press, 1995 (2nd); United Press International, 1995 (2nd); USBWA, 1995 (2nd); NABC, 1995 (2nd)

**Antawn Jamison:** John Wooden Team, 1997, 1998; Associated Press, 1997 (2nd), 1998; NABC, 1997 (2nd), 1998; The Sporting News, 1997 (2nd), 1998; Basketball Weekly, 1997 (2nd), 1998; Basketball Times, 1997 (3rd), 1998; USBWA, 1998; Basketball America, 1998; Basketball News, 1998

**Vince Carter:** John Wooden Team, 1998; Associated Press, 1998 (2nd); The Sporting News, 1998 (2nd); Basketball Times, 1998 (2nd); Basketball Weekly, 1998 (3rd); Basketball News, 1998 (2nd); USBWA, 1998 (2nd)

**Shammond Williams:** Basketball News, 1998 (3rd)

**Brendan Haywood:** The Sporting News, 2001 (2nd); NABC (3rd)

**Joseph Forte:** Associated Press, 2001; NABC, 2001; USBWA, 2001; The Sporting News, 2001; Basketball Times, 2001; CBS Sportsline, 2001; ESPN, 2001, John Wooden Team, 2001

**Sean May:** ESPN, 2004 (3rd); John Wooden Team, 2005; ESPN, 2005; Rupp, 2005; Associated Press, 2005 (2nd); Sports Illustrated, 2005 (2nd); USBWA, 2005 (2nd); The Sporting News (2nd); Basketball Times (2nd)

**Rashad McCants:** Associated Press, 2004 (3rd); Basketball Times, 2004 (2nd); CBS, 2004 (2nd); Sports Illustrated, 2004 (2nd); NABC, 2005 (3rd)

**Raymond Felton:** Associated Press, 2005 (3rd)

**Tyler Hansbrough:** The Sporting News, 2006, 2007, 2008, 2009; USBWA, 2007, 2008, 2009; Rupp Award, 2006, 2007, 2008, 2009; Associated Press, 2006 (3rd), 2007 (2nd), 2008, 2009; NABC 2006 (3rd), 2007, 2008, 2009; Basketball Times 2006 (3rd), 2007 (2nd), 2008, 2009 (2nd); John Wooden Team, 2007, 2008, 2009; Sports Illustrated, 2007 (2nd), 2008, 2009; Fox, 2008, 2009 (2nd)

**Ty Lawson:** Associated Press, 2009 (2nd); NABC, 2009; Wooden, 2009; Sports Illustrated, 2009; CBS Sportsline, 2009; Basketball Times, 2009; The Sporting News, 2009 (2nd); Rupp, 2009 (2nd); Fox, 2009 (3rd)

**Tyler Zeller:** Sporting News, 2011 (2nd); Wooden, 2012; Associated Press, 2012 (2nd); NABC,



**Phil Ford won the Wooden Award and was the co-consensus National Player of the Year as a senior in 1978.**

2012 (2nd); USBWA, 2012 (2nd); The Sporting News, 2012 (2nd); Basketball Times, 2012 (2nd); CBSSports.com, 2012 (3rd)

**Harrison Barnes:** Sporting News, 2011 (3rd); NABC, 2012 (2nd)

**Kendall Marshall:** CBSSports.com, 2012; Associated Press, 2012 (3rd)

**Marcus Paige:** Sporting News, 2014 (2nd); Basketball Times, 2014 (3rd)

**Brice Johnson:** Associated Press, 2016; NABC, 2016; USBWA, 2016; Wooden, 2016; USA Today, 2016; Sports Illustrated, 2016; Scout.com, 2016; Sporting News, 2016 (3rd)

**Justin Jackson:** Associated Press, 2017; NABC, 2017; Sporting News, 2017; Wooden, 2017; USBWA, 2017 (2nd); Sports Illustrated, 2017 (2nd); USA Today, 2017 (2nd)

**Joel Berry II:** NABC, 2018 (3rd)

**Luke Maye:** Associated Press, 2018 (3rd); Sporting News, 2018 (3rd); USA Today, 2018 (3rd); NBC Sports, 2018 (3rd)

**Cameron Johnson:** NBC Sports, 2019 (2nd); Basketball Times, 2019 (3rd)

Coby White: NBC Sports, 2019 (3rd)

**MULTIPLE FIRST-TEAM ALL-AMERICA SELECTIONS**

**FOUR TIMES**

**Tyler Hansbrough:** 2006, 2007, 2008, 2009

**THREE TIMES**

**Jack Cobb:** 1924, 1925, 1926

**Phil Ford:** 1976, 1977, 1978

**Mike O'Koren:** 1978, 1979, 1980

**Sam Perkins:** 1982, 1983, 1984

**TWO TIMES**

**Cartwright Carmichael:** 1923, 1924

**George Glamack:** 1940, 1941

**Lennie Rosenbluth:** 1956, 1957

**Billy Cunningham:** 1964, 1965

**Bob Lewis:** 1966, 1967

**Larry Miller:** 1967, 1968

**Charlie Scott:** 1969, 1970

**Mitch Kupchak:** 1975, 1976

**Al Wood:** 1980, 1981

**James Worthy:** 1981, 1982

**Michael Jordan:** 1983, 1984

**Eric Montross:** 1993, 1994

**Antawn Jamison:** 1997, 1998

• *Hansbrough is the only four-time first-team All-America in ACC history and one of only two in NCAA history.*  
 • *Hansbrough, Cobb, Ford, O'Koren and Perkins are among the seven players in ACC history to earn first-team All-America honors at least three times (with NC State's David Thompson and Virginia's Ralph Sampson).*

**WAYMAN TISDALE AWARD**  
**USBWA National Freshman of the Year**  
**Marvin Williams:** 2005  
**Tyler Hansbrough:** 2006

**FRESHMAN ALL-AMERICAS**  
**Phil Ford:** Basketball Weekly, 1975  
**Michael Jordan:** Basketball Weekly, 1982; NBC, 1982  
**Brad Daugherty:** Basketball Weekly, 1983 (2nd)  
**J.R. Reid:** Basketball Times, 1987; Basketball Weekly, 1987  
**Jerry Stackhouse:** Basketball Weekly, 1994; Basketball Times, 1994  
**Rasheed Wallace:** Basketball Weekly, 1994 (4th)  
**Antawn Jamison:** Basketball Weekly, 1996 (2nd); Basketball Times, 1996 (2nd)  
**Ed Cota:** Basketball Weekly, 1997; Basketball Times, 1997 (2nd)  
**Kris Lang:** College Hoops Insider, 1999  
**Joseph Forte:** The Sporting News, 2000; Basketball Times, 2000 (2nd)  
**Marvin Williams:** Basketball Times, 2005; The Sporting News, 2005  
**Tyler Hansbrough:** The Sporting News, 2006; Basketball Times, 2006

**Brandon Wright:** The Sporting News, 2007; Basketball Times, 2007

**Harrison Barnes:** USBWA, 2011; FoxSports.com, 2011  
**Kendall Marshall:** The Sporting News, 2011; USBWA, 2011 (2nd)

**Marcus Paige:** Kyle Macy, 2013

**Coby White:** Kyle Macy, 2019

**NATIONAL COACHES OF THE YEAR**

**Frank McGuire:** Coated Press International, 1957  
**Dean Smith:** National Association of Basketball Coaches, 1977; U.S. Basketball Writers Association, Basketball Weekly, 1979; Medalist, 1982; Naismith, 1993  
**Bill Guthridge:** National Association of Basketball Coaches, Naismith Award, The Sporting News, CBS/Chevrolet, 1998  
**Matt Doherty:** Associated Press, 2001  
**Roy Williams:** New York Athletic Club, 2005, 2009, 2017; Associated Press, USBWA, Rupp Award, Sports Illustrated, 2006; USA Today, 2019

**ACC 50TH ANNIVERSARY TEAM**

**Lennie Rosenbluth:** 1955-57  
**Billy Cunningham:** 1963-65  
**Larry Miller:** 1966-68  
**Charlie Scott:** 1968-70  
**Bobby Jones:** 1972-74  
**Walter Davis:** 1974-77  
**Phil Ford:** 1974-78  
**James Worthy:** 1980-82  
**Sam Perkins:** 1981-84  
**Michael Jordan:** 1982-84  
**Brad Daugherty:** 1983-86  
**Antawn Jamison:** 1996-98  
 • *Carolina had 12 players on the ACC's 50th Anniversary Team selected in 2003, more than any other school. Michael Jordan was selected the No. 1 male athlete in ACC history*

**ACC PLAYERS OF THE YEAR**

**Lennie Rosenbluth:** 1957  
**Pete Brennan:** 1958  
**Lee Shaffer:** 1960  
**Billy Cunningham:** 1965  
**Larry Miller:** 1967, 1968  
**Mitch Kupchak:** 1976  
**Phil Ford:** 1978  
**Michael Jordan:** 1984  
**Antawn Jamison:** 1998  
**Joseph Forte:** 2001 (co-winner)  
**Tyler Hansbrough:** 2008  
**Ty Lawson:** 2009  
**Tyler Zeller:** 2012  
**Justin Jackson:** 2017

Jeffrey Camarati



**Tyler Hansbrough** was a three-time consensus first-team All-America and the 2008 National Player of the Year.

**ACC COACHES OF THE YEAR**

- Frank McGuire: 1957
- Dean Smith: 1967, 1968, 1971, 1976, 1977, 1979, 1988, 1993
- Bill Guthridge: 1998
- Roy Williams: 2006, 2011

**ACC ATHLETES OF THE YEAR**

- Lennie Rosenbluth: 1957
- Larry Miller: 1967
- Charlie Scott: 1970 (co-winner)
- Phil Ford: 1977, 1978
- James Worthy: 1982
- Michael Jordan: 1984
- Antawn Jamison: 1998
- Sean May: 2005
- Tyler Hansbrough: 2008

**ACC TOURNAMENT MVPs**

- Lennie Rosenbluth: 1957
- Larry Miller: 1967, 1968
- Charlie Scott: 1969
- Lee Dedmon: 1971 (co-winner)
- Robert McAdoo: 1972
- Phil Ford: 1975
- John Kuester: 1977
- Dudley Bradley: 1979
- Sam Perkins: 1981
- James Worthy: 1982
- J.R. Reid: 1989
- Rick Fox: 1991
- Jerry Stackhouse: 1994
- Shammond Williams: 1997
- Antawn Jamison: 1998
- Brandan Wright: 2007
- Tyler Hansbrough: 2008
- Joel Berry II: 2016

*• Larry Miller is one of nine players to win ACC Player of the Year honors at least two times. Miller, Wake Forest's Len Chappell and Duke's J.J.Redick are the only three players to win ACC Player of the Year and ACC Tournament MVP honors in the same season on two occasions.*

**ALL-ACC TEAMS**

- Jerry Vayda: 1954 (2nd)
- Lennie Rosenbluth: 1955, 1956, 1957
- Tommy Kearns: 1957, 1958
- Pete Brennan: 1957 (2nd), 1958
- Doug Moe: 1959, 1961

Jeffrey Camarati



**Luke Maye** won back-to-back Skip Prosser Awards in 2018 and 2019 as the ACC's top scholar-athlete.

- Lee Shaffer: 1959 (2nd), 1960
- York Larese: 1959, 1960, 1961
- Larry Brown: 1962 (2nd), 1963
- Jim Hudock: 1962 (2nd)
- Billy Cunningham: 1963, 1964, 1965
- Bob Lewis: 1965 (2nd), 1966, 1967
- Larry Miller: 1966 (2nd), 1967, 1968
- Rusty Clark: 1968 (2nd)
- Charlie Scott: 1968, 1969, 1970
- Bill Bunting: 1969
- Dick Grubar: 1969 (2nd)
- Dennis Wuycik: 1971, 1972
- George Karl: 1971 (2nd), 1972 (2nd), 1973
- Robert McAdoo: 1972
- Bill Chamberlain: 1972 (2nd)
- Bobby Jones: 1973 (2nd), 1974
- Darrell Elston: 1974 (2nd)
- Mitch Kupchak: 1975, 1976
- Walter Davis: 1976 (2nd), 1977
- Phil Ford: 1976, 1977, 1978
- Tommy LaGarde: 1977 (2nd)
- Mike O'Koren: 1978, 1979 (2nd), 1980
- Al Wood: 1979, 1980 (2nd), 1981
- James Worthy: 1981 (2nd), 1982
- Sam Perkins: 1982, 1983, 1984
- Michael Jordan: 1983, 1984
- Brad Daugherty: 1985, 1986
- Kenny Smith: 1985 (2nd), 1986 (2nd), 1987
- Steve Hale: 1986 (2nd)
- Joe Wolf: 1987
- J.R. Reid: 1987 (2nd), 1988
- Jeff Lebo: 1988 (2nd)
- Steve Bucknall: 1989 (2nd)
- Kevin Madden: 1989 (2nd)
- Rick Fox: 1990 (3rd), 1991
- Pete Chilcutt: 1991 (3rd)
- Hubert Davis: 1992 (2nd)
- George Lynch: 1992 (3rd), 1993
- Eric Montross: 1993, 1994 (2nd)
- Derrick Phelps: 1994 (2nd)
- Rasheed Wallace: 1995
- Jerry Stackhouse: 1995
- Dante Calabria: 1996 (3rd)
- Jeff McInnis: 1995 (3rd), 1996 (2nd)
- Antawn Jamison: 1996, 1997, 1998
- Serge Zwikker: 1997 (3rd)
- Vince Carter: 1997 (3rd), 1998
- Shammond Williams: 1997 (3rd), 1998 (2nd)
- Ed Cota: 1998 (2nd), 1999 (2nd), 2000 (2nd)
- Ademola Okulaja: 1999

Nathaniel S. Butler/NBAE via Getty Images



**Charlie Scott** entered the Nasimith Memorial Hall of Fame in 2018.

- Brendan Haywood: 2000 (3rd), 2001 (2nd)
- Joseph Forte: 2000 (2nd), 2001
- Jason Capel: 2001 (3rd), 2002 (3rd)
- Raymond Felton: 2003 (3rd), 2004 (3rd), 2005
- Sean May: 2004 (2nd), 2005
- Rashad McCants: 2004, 2005 (3rd)
- Jawad Williams: 2005 (3rd)
- David Noel: 2006 (2nd)
- Reyshawn Terry: 2006 (3rd)
- Tyler Hansbrough: 2006, 2007, 2008, 2009
- Brandan Wright: 2007 (2nd)
- Wayne Ellington: 2008 (2nd)
- Ty Lawson: 2009
- Danny Green: 2009 (3rd)
- Harrison Barnes: 2011 (2nd), 2012
- John Henson: 2011 (2nd), 2012
- Tyler Zeller: 2011 (2nd), 2012
- Kendall Marshall: 2011 (3rd), 2012 (2nd)
- Reggie Bullock: 2013 (2nd)
- James Michael McAdoo: 2013 (2nd), 2014 (2nd media, 3rd coaches)
- Marcus Paige: 2014 (1st media, 1st coaches), 2015 (2nd media, 3rd coaches)
- Brice Johnson: 2015 (3rd media, 3rd coaches), 2016 (media, coaches)
- Justin Jackson: 2017
- Joel Berry II: 2017 (2nd), 2018
- Luke Maye: 2018, 2019 (2nd)
- Cameron Johnson: 2019
- Coby White: 2019 (2nd)

**MULTIPLE FIRST-TEAM ALL-ACC CHOICES  
 FOUR TIMES**

- Tyler Hansbrough: 2006, 2007, 2008, 2009

**THREE TIMES**

- Lennie Rosenbluth: 1955, 1956, 1957
- York Larese: 1959, 1960, 1961
- Billy Cunningham: 1963, 1964, 1965
- Charlie Scott: 1968, 1969, 1970
- Phil Ford: 1976, 1977, 1978
- Sam Perkins: 1982, 1983, 1984
- Antawn Jamison: 1996, 1997, 1998

**TWO TIMES**

- Tommy Kearns: 1957, 1958
- Doug Moe: 1959, 1961
- Bob Lewis: 1966, 1967
- Larry Miller: 1967, 1968
- Dennis Wuycik: 1971, 1972



**CAROLINA HONOR ROLL**

Mitch Kupchak: 1975, 1976  
 Mike O’Koren: 1978, 1980  
 Al Wood: 1979, 1981  
 Michael Jordan: 1983, 1984  
 Brad Daugherty: 1985, 1986  
 • Carolina placed three players on the first team in 2012 for the first time in school history and the second time in ACC history (with Duke in 2002)...Carolina has placed four players on the first two teams three times – 1972, 1998 and 2012...Carolina has placed multiple players on the first team 23 times.

**ALL-ACC TOURNAMENT TEAMS**

Skippy Winstead: 1954  
 Lennie Rosenbluth: 1956, 1957  
 Tommy Kearns: 1957 (2nd), 1958  
 Joe Quigg: 1957 (2nd)  
 Bob Cunningham: 1957 (2nd)  
 Pete Brennan: 1957, 1958  
 Ray Stanley: 1958 (2nd)  
 Lee Shaffer: 1959, 1960  
 Doug Moe: 1959 (2nd)  
 York Larese: 1959 (2nd), 1960  
 Larry Brown: 1963 (2nd)  
 Billy Cunningham: 1963, 1964  
 Bob Lewis: 1966 (2nd), 1967  
 Larry Miller: 1966 (2nd), 1967, 1968  
 Rusty Clark: 1967 (2nd), 1968 (2nd)  
 Dick Grubar: 1967 (2nd), 1968, 1969 (2nd)  
 Charlie Scott: 1968, 1969, 1970 (2nd)  
 Bill Bunting: 1969 (2nd)  
 Lee Dedmon: 1971  
 George Karl: 1971 (2nd), 1972  
 Robert McAdoo: 1972  
 Steve Previs: 1972 (2nd)  
 Dennis Wuycik: 1972  
 Mitch Kupchak: 1975, 1976  
 Walter Davis: 1975 (2nd), 1976 (2nd), 1977 (2nd)  
 Phil Ford: 1975, 1977, 1978 (2nd)  
 John Kuester: 1977  
 Mike O’Koren: 1977, 1979  
 Dudley Bradley: 1979  
 Dave Colescott: 1979  
 Al Wood: 1979 (2nd), 1980, 1981 (2nd)  
 Jimmy Black: 1981 (2nd)  
 James Worthy: 1981, 1982  
 Sam Perkins: 1981, 1982, 1983 (2nd)  
 Michael Jordan: 1982, 1983 (2nd), 1984 (2nd)  
 Matt Doherty: 1982 (2nd), 1983 (2nd), 1984  
 Brad Daugherty: 1985  
 Kenny Smith: 1985, 1987 (2nd)  
 Joe Wolf: 1987  
 Jeff Lebo: 1987, 1988 (2nd), 1989  
 J.R. Reid: 1987 (2nd), 1988, 1989  
 Scott Williams: 1988  
 Steve Bucknall: 1989 (2nd)  
 Rick Fox: 1989 (2nd), 1991  
 Hubert Davis: 1991, 1992  
 Pete Chilcutt: 1991 (2nd)  
 King Rice: 1991 (2nd)  
 George Lynch: 1992, 1993 (2nd)  
 Eric Montross: 1993, 1994 (2nd)  
 Brian Reese: 1993  
 Donald Williams: 1993 (2nd), 1995 (2nd)  
 Derrick Phelps: 1994  
 Jerry Stackhouse: 1994, 1995  
 Rasheed Wallace: 1994 (2nd), 1995  
 Dante Calabria: 1995 (2nd)  
 Jeff McInnis: 1995 (2nd)  
 Antawn Jamison: 1997, 1998  
 Shammond Williams: 1997, 1998  
 Ed Cota: 1997 (2nd), 1998 (2nd), 1999 (2nd)  
 Serge Zwikker: 1997 (2nd)  
 Vince Carter: 1998 (2nd)  
 Ademola Okulaja: 1998 (2nd), 1999  
 Kris Lang: 1999 (2nd)  
 Max Owens: 1999  
 Joseph Forte: 2001  
 Brendan Haywood: 2001 (2nd)  
 Jason Capel: 2001 (2nd)  
 Raymond Felton: 2003, 2005  
 Jawad Williams: 2003 (2nd)  
 Reyshawn Terry: 2006 (2nd)  
 Tyler Hansbrough: 2006, 2008, 2009

Peyton Williams



**2017 ACC Player of the Year  
Justin Jackson**

Wayne Ellington: 2007, 2008, 2009 (2nd)  
 Ty Lawson: 2007  
 Brandon Wright: 2007  
 Marcus Ginyard: 2008  
 Harrison Barnes: 2011, 2012 (2nd)  
 Tyler Zeller: 2011, 2012  
 John Henson: 2011 (2nd)  
 Kendall Marshall: 2011 (2nd), 2012  
 Reggie Bullock: 2013  
 P.J. Hairston: 2013  
 Marcus Paige: 2013 (2nd), 2015, 2016  
 Brice Johnson: 2015, 2016  
 Justin Jackson: 2015 (2nd)  
 Joel Berry II: 2016, 2018 (2nd)  
 Isaiah Hicks: 2017 (2nd)  
 Theo Pinson: 2018  
 Luke Maye: 2018, 2019 (2nd)  
 Cameron Johnson: 2019  
 Coby White: 2019 (2nd)  
 • Tyler Hansbrough is the only Tar Heel to be a first-team All-ACC Tournament selection three times

**ACC ROOKIES OF THE YEAR**

Sam Perkins: 1981  
 Michael Jordan: 1982  
 J.R. Reid: 1987  
 Ed Cota: 1997  
 Joseph Forte: 2000  
 Marvin Williams: 2005  
 Tyler Hansbrough: 2006  
 Brandon Wright: 2007  
 Harrison Barnes: 2011

**ALL-ACC FRESHMAN TEAMS**

Dante Calabria: 1993 (2nd)  
 Jerry Stackhouse: 1994  
 Rasheed Wallace: 1994  
 Jeff McInnis: 1994 (Honorable Mention)  
 Antawn Jamison: 1996  
 Ed Cota: 1997  
 Kris Lang: 1999  
 Joseph Forte: 2000  
 Jawad Williams: 2002  
 Raymond Felton: 2003  
 Rashad McCants: 2003  
 Marvin Williams: 2005  
 Tyler Hansbrough: 2006  
 Bobby Frasier: 2006  
 Ty Lawson: 2007  
 Brandon Wright: 2007  
 Ed Davis: 2009  
 Harrison Barnes: 2011  
 Kendall Marshall: 2011  
 Marcus Paige: 2013  
 Kennedy Meeks: 2014  
 Justin Jackson: 2015  
 Coby White: 2019

**ACC DEFENSIVE PLAYER OF THE YEAR**

John Henson: 2011, 2012

**ACC MOST IMPROVED PLAYER**

Marcus Paige: 2014 (media, coaches)  
 Luke Maye: 2018

**ACC SIXTH MAN OF THE YEAR**

Isaiah Hicks: 2016 (media, coaches)

**ALL-ACC DEFENSIVE TEAMS**

Brendan Haywood: 2001  
 Jackie Manuel: 2004, 2005  
 Marcus Ginyard: 2008  
 Danny Green: 2009  
 John Henson: 2011, 2012  
 J.P. Tokoto: 2014 (media, coaches)  
 Brice Johnson: 2016 (coaches)

**ACC PLAYERS OF THE WEEK**

(four or more selections)

Antawn Jamison: 12 (1 in 1996, 4 in 1997, 7 in 1998)  
 Tyler Hansbrough: 10 (1 in 2006, 8 in 2008, 1 in 2009)  
 Phil Ford: 6 (1 in 1976, 2 in 1977, 3 in 1978)  
 Luke Maye: 5 (3 in 2018, 2 in 2019)  
 Joel Berry II: 5 (1 in 2016, 4 in 2017)  
 Marcus Paige: 5 (4 in 2014)  
 Michael Jordan: 5 (3 in 1983, 2 in 1984)  
 Mike O’Koren: 5 (2 in 1978, 2 in 1979, 1 in 1980)  
 Brice Johnson: 4 (4 in 2016)  
 Joseph Forte: 4 (4 in 2001)  
 Sam Perkins: 4 (2 in 1982, 2 in 1984)  
 • Jamison shares the ACC career record with 12 selections with Duke’s J.J. Redick  
 • Hansbrough set the single-season record with eight selections in 2007-08

**USBWA DISTRICT COACH OF THE YEAR**

Dean Smith: 1993  
 Matt Doherty: 2001  
 Roy Williams: 2006, 2011

**JOE LAPCHICK TROPHY**

(Top senior college basketball player)

Sam Perkins: 1984

**BOB COUSY AWARD**

(Top college point guard)

Raymond Felton: 2005  
 Ty Lawson: 2009  
 Kendall Marshall: 2012

**MVPS OF POSTSEASON TOURNAMENTS**

Lennie Rosenbluth: NCAA East Regional, 1957  
 Bob Lewis: NCAA East Regional, 1967  
 Rusty Clark: NCAA East Regional, 1968  
 Charlie Scott: NCAA East Regional, 1969  
 Bill Chamberlain: NIT, 1971  
 Dennis Wuycik: NCAA East Regional, 1972  
 John Kuester: NCAA East Regional, 1977  
 Al Wood: NCAA West Regional, 1981  
 James Worthy: NCAA East Regional, 1982; NCAA Final Four, 1982  
 Brad Daugherty: NCAA Southeast Regional, 1985  
 George Lynch: NCAA East Regional, 1993  
 Donald Williams: NCAA Final Four, 1993  
 Jerry Stackhouse: NCAA Southeast Regional, 1995  
 Shammond Williams: NCAA East Regional, 1997  
 Antawn Jamison: NCAA East Regional, 1998  
 Joseph Forte: NCAA South Regional, 2000  
 Sean May: NCAA East Regional, 2005; NCAA Final Four, 2005  
 Tyler Hansbrough: NCAA East Regional, 2008  
 Ty Lawson: NCAA South Regional, 2009  
 Wayne Ellington: NCAA Final Four, 2009  
 Brice Johnson: NCAA East Regional, 2016  
 Luke Maye: NCAA South Regional, 2017  
 Joel Berry II: NCAA Final Four, 2017

**CAROLINA HONOR ROLL**

Dan Sears



**2012 Academic All-America of the Year Tyler Zeller**

**POSTSEASON**

**ALL-TOURNAMENT TEAMS**

- Lennie Rosenbluth: NCAA Final Four, 1957
- Pete Brennan: NCAA Final Four, 1957
- Bob Lewis: NCAA East Regional, 1967
- Rusty Clark: NCAA East Regional, 1967, 1968; NCAA Final Four, 1967 (2nd)
- Larry Miller: NCAA East Regional, 1967, 1968; NCAA Final Four, 1968
- Charlie Scott: NCAA East Regional, 1968, 1969; NCAA Final Four, 1968 (2nd)
- Bill Bunting: NCAA East Regional, 1969
- Bill Chamberlain: NIT, 1971
- Dennis Wuycik: NCAA East Regional, 1972
- Robert McAdoo: NCAA East Regional, 1972; NCAA Final Four, 1972
- George Karl: NCAA East Regional, 1972; NIT, 1973
- Bobby Jones: NIT, 1973
- Brad Hoffman: NCAA East Regional, 1975
- Mitch Kupchak: NCAA East Regional, 1975
- Phil Ford: NCAA East Regional, 1975 (2nd)
- Walter Davis: NCAA East Regional, 1977
- John Kuester: NCAA East Regional, 1977
- Mike O'Koren: NCAA Final Four, 1977
- Al Wood: NCAA West Regional, 1981; NCAA Final Four, 1981
- James Worthy: NCAA West Regional, 1981; NCAA East Regional, 1982; NCAA Final Four, 1982
- Sam Perkins: NCAA West Regional, 1981; NCAA East Regional, 1982; NCAA Final Four, 1982
- Jimmy Black: NCAA East Regional, 1982
- Michael Jordan: NCAA Final Four, 1982; NCAA East Regional, 1983
- Brad Daugherty: NCAA Southeast Sub-Regional, 1985; NCAA Southeast Regional, 1985; NCAA West Regional, 1986
- Kenny Smith: NCAA Southeast Sub-Regional, 1985; NCAA Southeast Regional, 1985
- J.R. Reid: NCAA East Regional, 1987; NCAA West Regional, 1988; NCAA Southeast Regional, 1989
- Rick Fox: NCAA East Regional, 1991
- Hubert Davis: NCAA East Regional,

Robert Crawford



**1998 National Player of the Year Antawn Jamison**

- 1991
- Eric Montross: NCAA Southeast Regional, 1992; NCAA East Regional, 1993; NCAA Final Four, 1993
- George Lynch: NCAA East Regional, 1993; NCAA Final Four, 1993
- Donald Williams: NCAA East Regional, 1993; NCAA Final Four, 1993; NCAA Southeast Regional, 1995
- Jerry Stackhouse: NCAA Southeast Regional, 1995
- Rasheed Wallace: NCAA Southeast Regional, 1995
- Shammond Williams: NCAA East Regional, 1997; NCAA East Regional, 1998
- Antawn Jamison: NCAA East Regional, 1997; NCAA East Regional, 1998
- Vince Carter: NCAA East Regional, 1997; NCAA East Regional, 1998
- Ed Cota: NCAA East Regional, 1997; NCAA East Regional, 1998; NCAA South Regional, 2000
- Jason Capel: NCAA South Regional, 2000
- Joseph Forte: NCAA South Regional, 2000
- Sean May: NCAA East Regional, 2005; NCAA Final Four, 2005
- Rashad McCants: NCAA East Regional, 2005; NCAA Final Four, 2005
- Raymond Felton: NCAA Final Four, 2005
- Tyler Hansbrough: NCAA East Regional, 2007, 2008; NCAA South Regional, 2009; NCAA Final Four, 2009
- Brandon Wright: NCAA East Regional, 2007
- Wayne Ellington: NCAA East Regional, 2008; NCAA Final Four, 2009
- Ty Lawson: NCAA East Regional, 2008; NCAA South Regional, 2009; NCAA Final Four, 2009
- Danny Green: NCAA South Regional, 2009
- Will Graves: NIT, 2010
- Deon Thompson: NIT, 2010
- Harrison Barnes: NCAA East Regional, 2011
- Tyler Zeller: NCAA East Regional, 2011; NCAA Midwest Regional, 2012
- Brice Johnson: NCAA East Regional, 2016; NCAA Final Four, 2016
- Marcus Paige: NCAA East Regional, 2016
- Joel Berry II: NCAA Final Four, 2016; NCAA South Regional, 2017; NCAA Final Four, 2017
- Justin Jackson: NCAA South Region-

J.D. Lyon Jr.



**Two-time Academic All-America Marcus Paige**



**All-America & Naismith Hall of Famer Robert McAdoo**

- al, 2017; NCAA Final Four, 2017
  - Kennedy Meeks: NCAA Final Four, 2017
  - J.R. Reid (1987-89), Ed Cota (1997-98, 2000) and Tyler Hansbrough (2007-09) are the only Tar Heels to earn All-NCAA Regional honors in three seasons
- CoSIDA ACADEMIC ALL-AMERICA TEAMS**
- Billy Cunningham: 1965
  - Charlie Scott: 1970
  - Steve Previs: 1972
  - Dennis Wuycik: 1972
  - Kim Hubbard: 1972 (3rd)
  - Brad Hoffman: 1975 (2nd)
  - Ed Stahl: 1975 (2nd)
  - Tommy LaGarde: 1975 (2nd), 1976
  - Bruce Buckley: 1976 (2nd)
  - Steve Hale: 1986
  - Henrik Rodl: 1993 (3rd)
  - Eric Montross: 1994
  - Tyler Zeller: 2011, 2012
  - Marcus Paige: 2014 (2nd), 2015 (2nd), 2016
  - Luke Maye: 2018 (2nd), 2019 (2nd)

**ACADEMIC ALL-AMERICA OF THE YEAR**

Tyler Zeller: 2012

**NCAA POST-GRADUATE SCHOLARSHIP WINNERS**

- Bob Bennett: 1966
- John O'Donnell: 1974
- Bruce Buckley: 1977
- Steve Hale: 1986
- Pearce Landry: 1995

**ACADEMIC ALL-ACC TEAM**

- Charlie Shaffer: 1963, 1964
- Billy Cunningham: 1965
- Tom Gauntlett: 1967
- Charlie Scott: 1970
- Dave Chadwick: 1971
- Kim Hubbard: 1972
- Steve Previs: 1972
- Dennis Wuycik: 1972
- John O'Donnell: 1973, 1974
- Brad Hoffman: 1975
- Ed Stahl: 1975
- Tommy LaGarde: 1975, 1976, 1977
- Bruce Buckley: 1976, 1977
- Eric Kenny: 1981
- Matt Doherty: 1984
- Steve Hale: 1984, 1985, 1986
- James Daye: 1986
- Jeff Lebo: 1988

- David May: 1988, 1989
- Henrik Rodl: 1990, 1991, 1992, 1993
- Jason Burgess: 1992
- Eric Montross: 1993, 1994
- Matt Wenstrom: 1993
- Pearce Landry: 1994, 1995
- Pat Sullivan: 1995
- Will Johnson: 2001, 2003
- Jason Capel: 2002
- Kris Lang: 2002
- Byron Sanders: 2004, 2006
- Melvin Scott: 2005
- Tyler Zeller: 2009, 2010, 2011, 2012
- Marcus Paige: 2013, 2014, 2015, 2016
- Luke Maye: 2016, 2017, 2018, 2019
- Nassir Little: 2019

- Four-time recipients: Henrik Rodl, Tyler Zeller, Marcus Paige, Luke Maye
- Three-time recipients: Tommy LaGarde, Steve Hale, Luke Maye
- Two-time recipients: Charlie Shaffer, John O'Donnell, Bruce Buckley, David May, Eric Montross, Pearce Landry, Will Johnson, Byron Sanders

**SKIP PROSSER AWARD**

- Tyler Zeller: 2011, 2012
- Marcus Paige: 2015, 2016
- Luke Maye: 2018, 2019
- Atlantic Coast Conference's Scholar-Athlete of the Year for men's basketball



**1982 National Player of the Year James Worthy**

Daily Tar Heel

## STATS FOR 1,000-POINT SCORERS

Year	Name	G	FG	FGA	PCT	3PT	3PA	PCT	FT	FTA	PCT	OR	TR	AVG	AST	TO	PF	STL	BLK	PTS	AVG
05-09	Hansbrough, Tyler	142	939	1752	.536	12	38	.316	982	1241	.791	482	1219	8.6	154	297	348	180	65	2872	20.2
74-78	Ford, Phil	123	865	1640	.527				560	693	.808		261	2.1	753		228	163	5	2290	18.6
80-84	Perkins, Sam	135	786	1364	.576	12	28	.429	561	705	.796		1167	8.6	160	185	350	125	245	2145	15.9
54-57	Rosenbluth, Lennie	76	722	1572	.459				603	815	.740		790	10.4	0		210			2047	26.9
77-81	Wood, Al	126	825	1474	.560				365	478	.764		624	5.0	171		328	126	64	2015	16.0
67-70	Scott, Charlie	91	805	1678	.480				397	547	.726		649	7.1	193		217			2007	22.1
65-68	Miller, Larry	91	765	1498	.511				452	661	.684		834	9.2	0		224			1982	21.8
95-98	Jamison, Antawn	104	787	1364	.577	8	27	.296	392	635	.617	376	1027	9.9	93	183	256	93	85	1974	19.0
82-86	Daugherty, Brad	135	760	1226	.620	0	1	.000	392	560	.700		1003	7.4	214	295	402	92	146	1912	14.2
73-77	Davis, Walter	119	754	1420	.531				355	459	.773		670	5.6	409		247	149	38	1863	15.7
12-16	Paige, Marcus	141	599	1471	.407	299	798	.375	347	411	.844	55	399	2.8	242	602	274	35	203	1844	13.1
64-67	Lewis, Bob	83	662	1352	.490				512	660	.776		510	6.1	0		194			1836	22.1
14-18	Berry II, Joel	144	607	1448	.419	266	726	.366	333	400	.833	65	340	2.8	405	223	275	165	27	1813	12.6
81-84	Jordan, Michael	101	720	1333	.540	34	76	.447	314	420	.748		509	5.0	181	200	271	169	71	1788	17.7
76-80	O'Koren, Mike	117	643	1124	.572				479	660	.726		815	7.0	348		327	183	37	1765	15.1
89-93	Lynch, George	140	711	1369	.519	11	32	.344	314	482	.651	431	1097	7.8	233	318	386	241	60	1747	12.5
02-05	McCants, Rashad	98	614	1263	.486	221	553	.415	272	377	.721	147	397	4.1	204	221	237	145	61	1721	17.6
12-16	Johnson, Brice	148	714	1242	.575	0	0	—	288	407	.708	314	1035	7.0	369	133	188	163	111	1716	11.6
62-65	Cunningham, Billy	69	656	1387	.473				397	633	.627		1062	15.4	0		262			1709	24.8
87-91	Fox, Rick	140	633	1221	.518	153	394	.388	284	375	.757		594	4.2	323	339	405	197	44	1703	12.2
06-09	Ellington, Wayne	115	616	1331	.463	229	577	.397	233	288	.809	126	469	4.1	258	175	168	109	14	1694	14.7
83-87	Smith, Kenny	127	628	1226	.512	87	213	.408	293	356	.823		283	2.2	768	373	185	195	6	1636	12.9
90-94	Montross, Eric	139	626	1070	.585	—	—	—	375	601	.624	381	941	6.8	86	211	408	63	169	1627	11.7
14-17	Jackson, Justin	118	615	1341	.459	168	496	.339	228	320	.713	181	481	4.1	314	162	179	76	45	1626	13.8
01-05	Williams, Jawad	128	591	1214	.487	124	355	.349	320	442	.724	231	615	4.8	192	288	225	90	86	1626	12.7
88-92	Davis, Hubert	137	557	1118	.498	197	453	.435	304	371	.819	98	248	1.8	179	135	129	108	23	1615	11.8
72-76	Kupchak, Mitch	119	651	1110	.586				309	465	.665		1006	8.5	160		214	15	32	1611	13.5
85-89	Lebo, Jeff	133	524	1095	.479	211	493	.428	308	367	.839		327	2.5	580	263	284	159	7	1567	11.8
86-89	Reid, J.R.	96	584	972	.601	—	—	—	384	575	.668		731	7.6	159	292	304	109	86	1552	16.2
86-90	Williams, Scott	138	595	1080	.551	4	17	.235	314	496	.633		861	6.2	124	266	443	140	161	1508	10.9
08-12	Zeller, Tyler	117	547	1010	.542	0	2	.000	407	524	.777	316	788	6.7	69	165	271	78	130	1501	12.8
91-95	Williams, Donald	126	516	1192	.433	221	572	.386	239	321	.745	62	252	2.0	202	132	130	93	6	1492	11.8
13-17	Meeks, Kennedy	144	608	1097	.554	0	1	.000	266	422	.630	407	1052	7.3	142	187	324	99	154	1482	10.3
69-72	Wuycik, Dennis	87	519	880	.590				431	517	.834		556	6.4	193		266			1469	16.9
98-02	Capel, Jason	120	453	1022	.443	164	437	.375	377	458	.823	214	807	6.7	329	257	302	123	23	1447	12.1
94-98	Williams, Shammond	134	460	1012	.455	233	578	.403	291	343	.849	55	332	2.5	399	271	164	92	2	1444	10.8
06-10	Thompson, Deon	152	579	1171	.494	0	2	.000	256	390	.656	290	743	4.9	114	202	323	118	141	1414	9.3
97-01	Haywood, Brendan	141	541	849	.637	—	—	—	329	554	.592	323	839	6.0	118	223	345	47	304	1411	10.0
98-02	Lang, Kris	128	576	1078	.534	0	1	.000	240	387	.620	219	678	5.3	74	155	216	81	81	1392	10.9
15-19	Luke Maye	141	542	1179	.460	104	288	.361	204	302	.675	287	942	6.7	220	180	274	77	68	1392	9.9
06-09	Lawson, Ty	105	463	896	.517	112	278	.403	337	432	.780	65	303	2.9	608	219	205	184	10	1375	13.1
05-09	Green, Danny	145	491	1079	.455	184	491	.375	202	239	.845	204	590	4.1	256	209	277	160	155	1368	9.4
66-69	Clark, Rusty	91	513	1003	.511				313	448	.699		929	10.2	35		282			1339	14.7
55-58	Brennan, Pete	81	413	991	.417				506	715	.708		854	10.5	0		248			1332	16.4
51-55	Lifson, Al	90	477	1211	.394				368	581	.633		154	3.9	0		0			1322	14.7
85-90	Madden, Kevin	134	519	893	.581	29	84	.345	229	346	.662		475	3.5	217	210	199	100	35	1296	9.7
70-73	Karl, George	94	494	964	.512				305	391	.780		279	3.0	394		278			1293	13.8
99-01	Forte, Joseph	69	479	1055	.454	111	302	.368	221	273	.810	99	399	5.8	210	169	138	121	12	1290	18.7
58-61	Larese, York	72	468	1057	.443				351	441	.796		407	5.7	73		206			1287	17.9
95-98	Carter, Vince	103	481	880	.547	99	269	.368	206	292	.705	183	466	4.5	197	123	190	114	80	1267	12.3
71-74	Jones, Bobby	92	522	859	.608				220	343	.641		817	8.9	285		239			1264	13.7
96-00	Cota, Ed	138	438	969	.452	93	250	.372	293	399	.734	106	517	3.7	1030	470	176	192	25	1262	9.1
02-05	Felton, Raymond	101	414	978	.423	174	464	.375	258	353	.731	69	417	4.1	698	233	233	192	27	1260	12.5
95-99	Okulaja, Ademola	139	424	967	.438	143	382	.374	263	387	.680	310	890	6.4	327	256	273	175	33	1254	9.0
11-14	McAdoo, James Michael	108	467	1044	.447	0	9	.000	298	524	.569	232	640	5.9	111	173	229	132	58	1232	11.4
83-87	Wolf, Joe	128	511	928	.551	23	40	.575	186	243	.765		707	5.5	243	207	279	84	39	1231	9.6
10-12	Barnes, Harrison	75	439	1018	.431	116	332	.349	234	319	.734	149	414	5.5	96	146	140	68	29	1228	16.4
79-82	Worthy, James	84	485	896	.541				249	382	.652		620	7.4	208	94	211	117	94	1219	14.5
02-05	May, Sean	77	442	862	.513	0	11	.000	329	459	.717	267	771	10.0	113	183	188	100	94	1213	15.8
38-41	Glamack, George	70	479						263											1191	17.0
53-56	Vayda, Jerry	92	398	981	.406				391	584	.670		687	7.5			185	27	4	1187	12.9
80-84	Doherty, Matt	129	418	876	.477	20	49	.408	309	406	.761		446	3.5	446	197	230	110	30	1165	9.0
87-91	Chilcutt, Pete	140	483	904	.534	20	58	.345	164	231	.710		766	5.5	188	226	155	115	83	1150	8.2
93-96	McInnis, Jeff	100	403	878	.459	138	348	.397	184	256	.719	63	277	2.8	435	200	177	108	0	1128	11.3
09-12	Henson, John	109	475	955	.497	5	24	.208	169	350	.483	269	885	8.1	108	166	159	68	279	1124	10.3
90-94	Reese, Brian	134	435	869	.501	47	148	.318	196	305	.643	185	436	3.3	266	260	140	70	17	1113	8.3
13-17	Hicks, Isaiah	151	420	735	.571	1	6	.167	271	374	.725	221	546	3.6	100	159	370	50	79	1112	7.4
92-96	Calabria, Dante	135	373	825	.452	193	469	.412	159	221	.719	115	426	3.2	336	195	226	115	8	1098	8.1
93-95	Stackhouse, Jerry	69	353	712	.496	39	110	.355	335	465	.720	171	456	6.6	162	198	129	92	76	1080	15.7
66-69																					

## ALL-TIME TAR HEEL LETTERMEN

Name	Years Played	Name	Years Played	Name	Years Played	Name	Years Played
Aitken, Stuart "Snooks"	1932-35	Chamberlain, Bill	1969-72	Everett, Charlie	2004-05	Hayes, Bill	1930-31
Akins, Bill	1988-89	Chambers, Bill B.	1972-76	Everett, Jim	1999-2001	Hayes, Robert	1927-28
Alexander, Tom	1929-32	Chambers, Bill L.	1969-72	Everett, Joe	2001-02	Haywood, Brendan	1997-2001
Allen, Bill	1944-45	Chambers, Lenoir	1911-14	Evtimov, Vasco	1996-97, 98-99	Hayworth, Jim	1942-43, 45-47
Altemose, Bob	1942-44	Chandler, Stuart	1931-33	Exum, Cecil	1980-84	Hayworth, Lewis	1941-44
Alvarez, Manny	1944-45	Cherry, Scott	1989-93	Farleigh, Stuart	1928-30	Henderson, Willis	1954-55
Amblor, John	1921-22	Chilcutt, Pete	1987-91	Fearrington, James	1917-18	Hendlin, Harry	1930-31
Anderson, Don	1943-46	Choate, Page	1928-31	Felton, James	1940-41	Hendrick, Frank	1916-17
Andrews, Ezra	1913-16	Clark, Franklin "Rusty"	1966-69	Feldman, Larry	1943-44	Henry, David	1930-33
Anisko, Paul	1952-53	Clarke, Buddy	1954-55	Felton, Jalek	2017-18	Hensley, Marty	1986-87, 88-89
Antolini, Ed	1940-42	Cleland, Tom	1928-31	Felton, Raymond	2002-05	Henson, John	2009-12
Asch, Roy	1939-40	Cobb, Jack	1923-26	Fenner, Julian	1927-28	Hicks, Isaiah	2013-17
Austin, John	1970-71	Cohen, Raymond	1930-31	Ferraro, Hal	1948-51	Hines, Wilmer	1930-33
		Coker, Kanler	2015-17	Fields, John	1945-46	Hirsch, Sid	1930-31
		Cole, Mervin	1946-48	Fingleton, Neil	2001-02	Hite, Ray	1971-74
Baggett, Robert	1926-27	Coleman, Justin	2014-16	Fisher, Michael	1945-46	Hodges, Luther	1916-19
Bailey, Edgar "Junie"	1946-47	Colescott, Dave	1976-80	Fitch, Jack	1943-44, 46-47	Hoffman, Brad	1972-75
Barber, Howard "Red"	1924-26	Coley, Woody	1974-77	Fitzsimmons, Owen	1915-16	Holden, Bill	1925-26
Barber, Milton	1930-33	Collett, Noah	1931-32	Fleming, Charles	1913-14	Holding, Clem	1914-16
Barlow, Jeb	1980-82	Conlon, Marty	1960-61	Fletcher, Ralph	1965-68	Holland, Gehrman	1956-59
Barnes, Harrison	2010-12	Connor, Henry	1930-32	Fogler, Eddie	1967-70	Holland, Woody	1938-39
Barnes, Octavus	1994-95	Cooke, Mike	1961-64	Ford, Phil	1974-78	Holley, Jesse	2003-05
Bauer, Fred	1944-45	Cooner, Randy	1934-35	Forste, Joseph	1999-2001	Holmes, Jonathan	1999-2003
Beach, Tom	1943-44	Cooper, Stewart	2010-12	Foster, Brooks	2004-05	Holmes, Terry	1948-49
Beale, Earle	1930-31, 32-34	Copeland, Mike	2005-09	Fox, Rick	1987-91	Homewood, Roy	1912-16
Bell, Mickey	1972-75	Corson, Craig	1969-72	Frasor, Bobby	2005-09	Hooker, C.J.	2003-05
Bennett, Benton	1948-50	Cota, Ed	1996-00	Frederick, Brad	1996-99	Howard, Jimmy	1938-41
Bennett, Bob	1963-66	Cowan, James "Zeke"	1915-16	Freedman, Ellis	1941-43	Howell, Harry	1924-25
Berry II, Joel	2014-18	Cox, John	1970-71	Frye, Jim	1965-68	Howell, Lee	1930-31
Bershak, Andy	1935-38	Craig, Tom	1928-29	Fuller, Walter	1914-15	Huband, Kim	1969-72
Bersticker, Brian	1997-2002	Creticos, Soc	1943-44	Gaines, Tom	1950-52	Hubert, Desmond	2011-15
Black, Jimmy	1978-82	Crompton, Geff	1973-74, 75-76, 77-78	Galantai, Bill	1962-64	Hudson, Jim	1959-62
Black, Kenny	1943-44	Crotty, John	1957-60	Gallagher, James	2009-10	<b>Huffman, Brandon</b>	<b>2017-</b>
<b>Black, Leaky</b>	<b>2019-</b>	Crouch, Patrick	2010-12	Garvin, Dick	1944-45	Hughes, Lester "Red"	1945-46
Blood, Ben	1933-35	Crouch, Walter	1929-30	Gauntlett, Tom	1964-67	Hunter, Curtis	1982-83, 84-87
Bohlander, Justin	2003-04	Cuneo, Frank	1937-40	Gersten, Bobby	1939-42	Hussey, Jack	1942-43
Bolick, Daniel	2010-11	Cunningham, Billy	1962-65	Geth, Ed	1992-93, 94-96	Hutchins, Jim	1934-35
Boone, Adam	2000-02	Cunningham, Bob	1955-58	Ginyard, Marcus	2005-10	Hutchinson, Joel (Jenks)	1929-30
Boone, Pete	1936-38	Curry, Ronald	1998-99, 2000-01	Gipple, Dale	1968-71	Hyatt, Rodney	1986-88
Bostick, Jim	1966-67	Cuthbertson, Reynolds	1916-19	Glance, Ivan "Jack"	1932-35		
Bowden, Hal	1952-53			Glamack, George	1938-41	Iannarella, Mike	1963-64
Bowers, Bruce	1962-63	Dalton, Spenser	2014-16	Glancy, Gene	1952-54	Jackson, Justin	2014-17
Bowman, Dave	1937-40	Dameron, Emerson "Sandy"	1928-31	Godwin, Marion	1949-50	James, Joel	2012-16
Box, Boyce	1943-44	Daugherty, Brad	1982-86	Goodson, Robert	1913-14	James, Larry	1942-43
Braddock, Jim	1979-83	Davis, Ed	2008-10	Goodwin, Frank	1954-55	Jamison, Antawn	1995-98
Bradley, Dudley	1975-79	Davis, Hubert	1988-92	Graham, Tom	1921-23	Jamison, Roger	1971-72
Bradley, Tony	2016-17	Davis, Larry	1992-94	Grandin, Elliot	1916-17	Jenkins, Joe	1987-88
Brandt, George	1931-33	Davis, Luke	2012-15	Grant, Damion	2002-05	Johnson, Brice	2012-16
Branson, Les	1938-40	Davis, Robert	1913-16	Graves, Will	2007-10	Johnson, Cameron	2017-19
Brennan, Pete	1955-58	Davis, Robert	1925-27	Green, Danny	2005-09	Johnson, Earl	1963-64
Britt, Nate	2013-17	Davis, Walter	1973-77	Green, Johnny	1929-30	Johnson, John	1913-16
Brooker, Lofton	1929-32	Daye, James	1984-86	Green, Winton	1921-24	Johnson, John	1913-16
Brooker, Michael	1997-2001	Deasy, Howard	1948-52	Greene, Hilliard	1954-56	Johnson, Troy	1923-24
<b>Brooks, Garrison</b>	<b>2017-</b>	Dedmon, Lee	1968-71	Greene, John	1988-90	Johnson, Will	1999-2003
Brown, Bill	1962-65	DeLancy, Bill	1925-26	Gribble, Dickson	1965-66	Johnston, Donn	1970-73
Brown, Billy	1927-30	Delany, Jim	1967-70	Griffith, Robert	1918-20	Johnston, D.J.	2010-11
Brown, Joe	1966-69	DeLorenzo, Vincent	1945-46	Grimaldi, Vince	1950-53	Jones, Bobby	1971-74
Brown, Larry	1960-63	Denny, Jeff	1986-90	Groll, Stan	1956-57	Jones, Dan	1931-33
Brown, Lou	1958-61	Devin, Billy	1923-26	Grubar, Dick	1966-69	Jones, Harry	1960-62
Brown, Sanford	1918-20, 21-22	Dewell, John	1943-44	Grubb, Foy	1935-38	Jordan, Jim	1944-46
Brownlee, John	1981-83	Dillon, John "Hook"	1944-48	Gurganus, Ransom	1927-28	Jordan, Michael	1981-84
Brust, Chris	1978-82	Dilworth, Ben	1937-40	Guyes, Leonard	1949-50		
Brust, Matt	1984-85	Dittmar, John	1951-52	Gwynn, John	1916-18	Kappler, Hugo	1948-51
Buckley, Bruce	1973-77	Dodderer, Bill	1923-26, 27-28	Hackney, Bunn	1924-27	Karl, George	1970-73
Bucknall, Steve	1985-89	Doherty, Matt	1980-84	Hackney, Rufus	1926-29	Katz, Art	1961-64
Budko, Pete	1977-81	Donnan, Dick	1942-44	Hairston, P.J.	2011-	Kaveny, Paul	1933-36
Bullock, Reggie	2010-13	Donohue, Jim	1958-60, 61-62	Hale, Steve	1982-86	Kearns, Tommy	1955-58
Bunting, Bill	1966-69	Doughton, Ged	1975-79	Hamilton, Jim	1946-47	Keesler, Ed	1914-15
Burgess, Jason	1991-92	Douglass, Jay	1919-20	Hanby, Howard	1920-21	Kendall, F. Bloomfield	1930-31
Burke, Dewey	2005-07	Dowd, Carey	1913-14	Hanes, John	1910-11	Kendrick, Frank	1915-16
Burns, Charlie	1961-63	Dowd, James	1918-19	Hanners, Dave	1973-76	Kenny, Eric	1978-81
Byerly, Guy	1940-42	Dowd, William	1943-44	Hansbrough, Tyler	2005-09	Kepley, Dick	1957-59, 60-61
Byrd, Tom	1943-44	Drew II, Larry	2008-11	Harnden, Chuck	1939-41	King, Clyde	1944-45
		Duls, Ferdinand	1910-11	Harper, Lacy "Puny"	1927-30	Kittrell, Tom	1919-20
		Dupont, David	2010-12	Harpold, Wayne	1950-51	Knox, Justin	2010-11
		Durham, Archie	1930-31	Harrell, Beemer	1916-17	Kocornik, Dick	1953-54
				Harris, Kenny	1989-91	Kohler, Norm	1946-48
		Earey, Mike	1969-70	Harris, Bucky	1930-35	Koone, Donald	1923-24
		Eaton, George	1920-21	Harrison, Billy	1934-35	Kornegay, Bob	1940-41
		Edwards, Ben	1913-14	Harrison, Ray	1972-74	Krafcisin, Steve	1976-77
		Edwards, Paul	1929-32	Harrison, William Jr.	1963-64	Krause, Dieter	1960-63
		Egbuna, Toby	2015-16	Harry, Eric	1974-76	Kuester, John	1973-77
		Eggleston, Don	1968-71	Hartley, Dick	1942-43, 46-48	Kupchak, Mitch	1972-76
		Ellington, Don	1968-71	Harvell, Billy	1924-26		
		Ellington, Bill	1950-51	Hassell, Charles "Pud"	1963-65	Laczowski, Matt	1999-2000
		Ellington, Wayne	2006-09	Hassell, Ray	1963-66	LaGarde, Tommy	1973-77
		<b>Ellis, Caleb</b>	<b>2019-</b>	Hatchell, Van	2010-11	Landry, Pearce	1993-95
		Elston, Darrell	1971-74	Hathaway, Bill	1956-57	Lang, Kris	1998-2002
		Elstun, Doug	1987-88			Larese, York	1958-61
		Erwin, Jesse	1919-21			Lawson, Ty	2006-09
		Erwin, Roy	1911-12			Lebed, Hank	1948-49
		Evans, Emanuel	1926-27				

## ALL-TIME TAR HEEL LETTERMEN

Lebo, Jeff	1985-89	Morrison, Ian	1964-65	Rohlman, Aaron	2016-18	Turk, Irving	1949-50
Lee, P.A.	1941-42	Mullis, Clyde "Pete"	1935-38	Ronner, Terry	1963-64	Turner, Bill	1927-28
Leonard, Clyde	1930-31	Murray, Robert	1920-21	Roper, Gary	1984-85	Tuttle, Gerald	1966-69
Lewis, Bob	1964-67	Myers, Bill	1931-32	Rose, Bob	1939-42	Tuttle, Richard	1968-71
Lewis, Wray	1940-42	Nagy, Fritz	1942-43	Rosemond, Ken	1955-57	Tyndall, Webb	1995-97
Lifson, Al	1951-55	Nalle, Brodie	1931-33	Rosenbluth, Lennie	1954-57		
Likins, Paul	1951-55	Nathan, Marx	1945-46, 47-48	Rourke, Bill	1918-21	Underwood, Emmett	1925-26
Lineberger, Henry	1921-24	Ndiaye, Makhtar	1996-98	Rozier, Clifford	1990-91		
Lineberger, Joe	1930-33	Neal, David	1994-96	<b>Rush, Shea</b>	<b>2016-</b>	Valentine, Keith	1975-76
Lipfert, Bailey	1917-21	Nearman, Sherman "Nemo"	1946-50	Ruth, Earl	1935-38	Vanstory, Bill	1925-28
Little, Bryce	1916-17	Neiman, Abe	1921-23, 25-26	Ryan, Fred "Rip"	1946-49	Vayda, Jerry	1952-56
Little, Crowell	1936-37	Neiman, David	1928-30			Vinroot, Richard	1961-63
Little, Greg	2007-08	Nelson, Joe	1940-41	Salvadori, Kevin	1990-94	Virgil, John	1976-80
Little, Nassir	2019	Nelson, Melvin	1933-36	Salz, Harvey	1957-60	Voris, Bill	1944-45
Long, Albert	1952-55	Newby, Terrence	1996-2000	Sanders, Byron	2002-06		
Long, Cyrus	1910-12, 13-14	Newcombe, Arthur "Artie"	1925-26	Satterfield, Henry	1927-29	Waddell, Charles	1972-74
Long, Meb	1912-16	Noel, David	2002-06	Sawyer, Holmes	1918-19	Wagner, Edwin	1946-48
Long, Morris	1932-34	Norfolk, Ira	1944-46	Scholbe, Roger	1945-48	Wakeley, William	1910-11
Longest, Ed	1929-30, 31-32	Norwood, Michael	1985-87	Schwarz, Ernie	1950-53	Walker, Cliff	1953-54
Loock, Bill	1940-41	Nyimicz, Dan	1946-49	Scott, Charles	1967-70	Wallace, Jack	1951-53
Lotz, Danny	1956-59			Scott, Melvin	2001-05	Wallace, Rasheed	1993-95
Lougee, Edgar	1942-43	O'Donnell, John	1971-74	Scruggs, Boyce	1915-16	Walsh, Donnie	1959-62
Loughran, George	1914-15	O'Koren, Mike	1976-80	Searcy, Roy	1955-58	Walters, John	1930-31
Lutz, Loren	1975-76	Okulaja, Ademola	1995-99	Seixas, Vic	1942-43, 46-47	Ward, Dick	1954-55
Lynch, George	1989-93	Owens, Max	1997-2001	Severin, Paul	1938-41	Washington, Donald	1972-73
Lynch, Peter	1916-19			Seymore, Sasha	2014-15	Watkins, John	1926-27
Lynn, Clyde	1994-96			Shaffer, Charlie	1961-64	Watson, Bill	1938-40
		Paige, Marcus	2012-16	Shaffer, Dean	1980-81	Watt, Lawrence	1924-25
Ma, Kane	2017-18	Paine, George	1940-43	Shaffer, Lee	1957-60	Watts, Justin	2008-12
Madden, Kevin	1985-86, 87-90	Parker, John	1912-13	Sharpe, Bill	1926-27	Wear, David	2009-10
Maddie, Bud	1950-54	Patterson, Fred	1915-16	Shaver, Tony	1973-74	Wear, Travis	2009-10
Mahler, Carl	1921-23	Patterson, Richard	1949-51	Shepard, Carlyle	1915-17, 19-21	Weathers, Virgil	1931-34
Makkonen, Timo	1981-84	Paxton, Bob	1944-48	Sher, Phil	1929-30	Webb, Ricky	1967-69
<b>Manley, Sterling</b>	<b>2017-</b>	Penton, Dan	1922-24	Shook, Bud	1941-42	Webster, Latch	1934-36
Manor, James	2012-	Pepper, Mike	1977-81	Shores, Tommy	1953-54	Weinstein, Harvey	1946-48
Manuel, Jackie	2001-05	Peppers, Julius	1999-2001	Shytle, Ed	1940-42	Wells, Darius	1948-51
Markham, Bill	1930-33	Perkins, Aubrey	1925-28	Sides, Bob	1924-27	Wenstrom, Matt	1989-93
Markin, Walter	1944-45	Perkins, Sam	1980-84	Simmons, Jackson	2011-15	White, Bill	1948-51
Marks, Dan	1941-43	Perry, Gales	1939-40	Slater, John	1929-31	White, Coby	2019
Marpet, Artie	1928-31	Perry, Curtis "Sis"	1916-18, 21-22	Smith, Bill	1951-52	White, Jim	1941-43, 45-47
Marshall, Kendall	2010-12	Pessar, Hank	1938-41	Smith, James	1973-74	White, Kenny	1999-2000
Martin, Warren	1981-83, 84-86	Petree, Terrence	2009-10	Smith, Julian	1939-42	White, Stilman	2011-12, 2014-17
Massey, Moulton	1915-16	Peters, Pete	1946-47	Smith, Junius	1910-12	Whitehead, Gra	1967-68
Mathes, Albert	1937-40	Peterson, Buzz	1981-85	<b>Smith, KJ</b>	<b>2019-</b>	Wideman, Frank	1942-44
May, David	1987-89	Phelps, Derrick	1990-94	Smith, Kenny	1983-87	Wiel, Randy	1975-79
May, Sean	2002-05	Phillips, Bob	1950-53	Smith, Larry	1991-92	Wiley, John	1927-28
Maye, Luke	2015-19	Phipps, John	1931-32	Smith, Mike	1964-66	Wilkins, Thomas	2005-06
McAdoo, James Michael	2011-	Pinson, Theo	2014-18	Smith, Ranzino	1984-88	Williams, Donald	1991-95
McAdoo, Robert	1971-72	<b>Platek, Andrew</b>	<b>2017-</b>	Smith, Winslow	1927-29, 30-31	Williams, Jawad	2001-05
McCabe, Gerry	1952-56	Poole, Barney	1943-44	Smithwick, Jim	1963-66	Williams, Kenny	2015-19
McCachren, Dave	1931-34	Poole, Jim	1943-44	Snyder, Roy	1940-41	Williams, Lloyd	1920-22
McCachren, George "Toad"	1940-43	Poole, Jimmy	1922-25	Sprague, Pete	1953-54	Williams, Marvin	2004-05
McCachren, Jim	1933-36	Poole, Grey	1957-60	Spurlock, Harold	1944-46	Williams, Scott Carmichael	1997-99
McCachren, William	1936-37, 38-39	Popson, Dave	1983-87	Stackhouse, Jerry	1993-95	Williams, Scott Christopher	1986-90
McCants, Rashad	2002-05	Poteet, Yogi	1959-61, 62-63	Stahl, Ed	1972-75	Williams, Shammond	1994-98
McComb, Ken	1960-61	Potts, Ramsey	1935-37	Stallard, Sam	1943-44	Wilson, Don	1941-42
McDonald, Leslie	2009-	Pou, James	1913-14	Stanley, Ray	1957-60	Wilson, Glenn	1925-26
McDonald, Monk	1920-24	Powell, Jack	1952-53	Stein, Lewis	1911-12	Winstead, Skippy	1951-54
McDonald, Sam	1922-25	Prevatte, Dick	1928-29	Stephenson, Glen	1952-53	Wolf, Jeff	1976-80
McDuffie, Lewis "Mac"	1916-17	Previs, Steve	1969-72	Stephenson, Travis	1991-93	Wolf, Joe	1983-87
McInnis, Jeff	1993-96	Price, Damien	2001-04	Stepheson, Alex	2006-08	Wood, Al	1977-81
McKinney, Horace "Bones"	1945-46	Price, Henry "Red"	1926-29	Stevenson, Buster	1943-44, 45-46	Wood, Billy	1942-43
McKnight, Roy	1910-12	Propst, Floyd	1951-52	Stirmweiss, George "Snuffy"	1937-38	Wood, Surry	2005-08
McLamb, Phillip	2001-04	Purser, Carr	1925-28	Stoopack, Chester "Red"	1936-38	Woods, Seventh	2016-19
McNairy, Charlie	1994-97	Purser, John	1921-25	Strickland, Dexter	2009-13	Woodall, Ches	1919-21
McSweeney, Bryan	1961-64			Suggs, Reid	1940-42	Wooten, Jack	2007-09
Meeks, Kennedy	2013-17	Quigg, Joe	1955-57	Sullivan, Pat	1990-93, 94-95	Worley, Dick	1937-39
Melendez, Orlando	1997-02			Sullivan, Ryan	1995-97	Worthy, James	1979-82
Mendler, John	1944-45	Race, George	1927-28, 29-30	Sutton, Ed	1954-55	Wright, Brandon	2006-07
Meroney, Dave "Red"	1936-37	Radovich, Tony	1952-57	Swartzberg, Fred	1946-48	Wright, Hank	1935-37
Miles, Hall	1945-47	Ragan, Bill	1925-26			Wright, T.B.	1921-22
Miller, Bill	1947-48	Rainey, John	1935-36	Tandy, George "Yank"	1913-16	Wuycik, Dennis	1969-72
Miller, Jonathan	2002-04	Ramsey, Frank	1934-35	Tanner, J.B.	2007-09		
Miller, Larry	1965-68	Ranson, Lucius	1912-13	Tanner, Frank	2012-13	Yokley, John	1963-66
<b>Miller, Walker</b>	<b>2017-</b>	Ravenel, Sam	1917-18	Taylor, Bill	1962-63	Yonakor, Rich	1976-80
Miller, Wes	2004-07	Redding, Frank	1949-52	Taylor, Cooper	1951-52, 53-54	Young, Bob	1954-57
Minor, William "Ike"	1931-33, 34-35	Redmon, Herman	1912-13	Teague, Ed	1943-44		
Mirken, Mark	1964-67	Reese, Brian	1990-94	Tennent, Charles "Buzz"	1916-18	Zaiser, Eugene	1932-33
Mitchell, Norm	1947-49	Reid, Garrison	1929-30	Tennent, George "Raby"	1913-17	Zaliagiris, Tom	1974-78
Mock, Bernie	1943-44	Reid, J.R.	1986-89	Terrell, Simon	1948-50	Zeller, Tyler	2008-12
Moe, Donnie	1965-67	Respass, Ray	1962-65	Terry, Reyshaw	2003-07	Zwikker, Serge	1993-97
Moe, Doug	1958-61	Rice, King	1987-91	Thomas, Gene	1946-47		
Montross, Eric	1990-94	Ritch, Marvin "Philly"	1910-11	Thomas, Quentin	2004-08		
Moody, Patrick	2007-09	Robbins, Austin	1939-40	Thompson, Clive	1944-45		
Moody, Wade	2012-	Roberson, Foy	1937-40	Thompson, Deon	2006-10		
Moore, James	1929-31	<b>Robinson, Brandon</b>	<b>2016-</b>	Thorne, Charlie	1948-51		
Moore, Jim	1963-64, 65-66	Robinson, Denzel	2012-	Thorne, Taylor	1942-43, 45-48		
Morris, Cliff	1983-85	Robinson, Lynwood	1981-83	Thornton, Thomas	2009-10		
Morris, John	1917-21	Robinson, Will	2005-06	Tillett, Bill	1910-13		
Morris, Worth	1925-28	Rodl, Henrik	1989-93	Tokoto, J.P.	2012-15		
Morrison, Brian	2000-02	Rodman, Cam	1941-43, 46-47	Tsantes, John	1948-50		

*Includes any known player who appeared in at least one game for the Tar Heels.*

## ALL-TIME UNIFORM NUMBERS

0

Jesse Holley, Joel James, Nate Britt, Seventh Woods, **Anthony Harris**

00

Eric Montross<sup>^</sup>, Brendan Haywood<sup>^</sup>

1

Melvin Scott, Marcus Ginyard, Dexter Strickland, Theo Pinson, **Leaky Black**

2

Raymond Felton<sup>^</sup>, Wayne Ellington, Marc Campbell, Leslie McDonald, Joel Berry II<sup>^</sup>, Coby White, **Cole Anthony**

3

John Rainey, Jimmy Howard, Soc Creitcos, Don Wilson, Herbert Porter, Clive Thompson, Taylor Thorne, Charlie Thorne, Irving Turk, Jeff Denny, Pat Sullivan, Shammond Williams, Vasco Evtimov, Brian Morrison, Reyshawn Terry, Daniel Bolick, Wade Moody, Kennedy Meeks, **Andrew Platek**

4

Jim McCachren, Foy Grubb, Pete Mullis, Bill Watson, Wray Lewis, Dan Marks, Lewis Hayworth, Vic Seixas, Buster Stevenson, Bob Paxton, Bill White, Charlie Thorne, Lynwood Robinson, James Daye, Kenny Harris, Larry Davis, David Neal, Makhtar Ndiaye, Scott Williams, Brooks Foster, Bobby Frasor, Luke Davis, Isaiah Hicks, **Brandon Robinson**

5

Stuart Aiken, Crowell Little, Foy Roberson, Julian Smith, Ed Antolini, Lew Hayworth, George Paine, Don Anderson, Ira Norfolk, Larry James, Vic Seixas, Dan Nyimicz, Marion Godwin, Richard Patterson, Henrik Rodl, Jeff McInnis, Ed Cota, Jackie Manuel, Ty Lawson<sup>^</sup>, Dexter Strickland, Kendall Marshall, Marcus Paige, Tony Bradley, Jalek Felton, Nassir Little, **Armando Bacot**

6

Earle Beale, Pete Mullis, Foy Grubb, Julian Smith, Ed Shytte, Dick Hartley, Walter Markin, Marx Nathan, Buster Stevenson, Hal Ferraro

7

Dave McCachren, Jim McCachren, Earl Ruth, Bobby Gersten, Edgar Lougee, P.A. Lee, Jim White, Don Anderson, Mervin Cole, Simon Terrell

8

Ike Manor, Earl Ruth, Bill McCachren, Bob Rose, Barney Poole, Jim Jordan<sup>^</sup>, Jim Hamilton, Rip Ryan, Richard Patterson

9

Bucky Harris, Hank Wright, Dick Worley, Chuck Harnden, Ellis Freedman, Jim Hayworth, Lew Hayworth, Fred Bauer, Norm Mitchell

10 (retired)

Paul Kaveny, Chester Stoopack, George Paine, Bobby Gersten, Cam Rodman, Clyde King, Roger Scholbe, Darius Wells, Lennie Rosenbluth<sup>\*</sup>

11

Morrie Long, Georje Stirnweiss, Paul Severin, Lewis Hayworth, Dick Garvin, Jim White, Harvey Weinstein, John Tsantes, Richard Patterson, Wayne Harpold, Charles Ellenwood, Ken

Rosemond, John Crotty, Larry Brown<sup>^</sup>, Ray Hassell, Gerald Tuttle, John Austin, Tony Shaver, Keith Valentine, Mike Pepper, Rodney Hyatt, Scott Cherry, Michael Brooker, Quentin Thomas, Larry Drew II, Stilman White, Brice Johnson, **Shea Rush**

12 (retired)

Melvin Nelson, Ramsey Potts, Al Mathes, George McCachren, Vincent DiLorenzo, Coy Carson, Hal Ferraro, Al Lifson, Lee Shaffer<sup>^</sup>, Harry Jones, Ray Respass, Jim Frye, Richard Tuttle, Ray Hite, Phil Ford<sup>\*</sup>

13

Virgil Weathers, Frank Cuneo, Ed Shytte, Ellis Freedman, Bernie Mock, John Dillon<sup>^</sup>, Benton Bennett, Bill White, Vince Grimaldi, Ian Morrison, Dick Grubar, Steve Previs, Brad Hoffman, Ademola Okulaja, Neil Fingleton, Will Graves, Van Hatchell, J.P. Tokoto, Kanler Coker, Cameron Johnson, **Jeremiah Francis**

14

Ben Blood, Ramsey Potts, Woody Holland, Guy Byerly, George Paine, Hugo Kappler, Simon Terrell, Skippy Winstead, Dave Hanners, Derek McAllister, Jeff Lebo, Derrick Phelps, Ryan Sullivan, Jonathan Holmes, Danny Green, Terrence Petree, Desmond Hubert, Brandon Robinson, Kane Ma

15

Frank Ramsey, Andy Bershak, Hank Feimster, Reid Suggs, Bob Altemose, Boyce Box, Bill Voris, Jack Fitch, Bones McKinney, Hank Lebed, Hugo Kappler, Bill Smith, Vince Grimaldi, Willis Henderson, John Kuester, Brian Ellerby, Courtney Dupree, Jason Burgess, Shammond Williams, Vince Carter<sup>^</sup>, Kenny White, Damien Price, Charlie Everett, Dewey Burke, J.B. Tanner, Leslie McDonald, Stewart Cooper, P.J. Hairston, **Garrison Brooks**

16

Jason Glace, Tony Cernugle, Les Branson, Bob Rose, Reid Suggs, Ed Shytte, Dan Marks, Michael Fisher, Norman Kohler

17

Latch Webster, Watts Carr, Dick Donnan, Joe Nelson, Don Wilson, Reid Suggs, Fritz Nagy, Manny Alvarez, Ed Wagner, Miles Hall, Irving Turk, Bill White

18

Dave "Red" Meroney, Ben Dilworth, Bob Rose, Jim White, Jack Fitch, Nemo Nearman, Norman Kohler, Bill Wood, Harold Spurlock

19

Pete Boone, Hank Pessar, Cam Rodman, John Dewell, Norman Kohler, Bob Shuford, Bill Allen, Marx Nathan, Fred Swartzberg

20 (retired)

George Glamack<sup>\*</sup>, Dan Marks, Frank Wideman, Lester Hughes, Dan Nyimicz, Hal Ferraro, Frank Redding, Ike Neeley, Cooper Taylor, Paul Anisko, Gene Glancy, Bob Young, Wallace Graham, Donnie Walsh, Peppy Callahan, John Yokley, Eddie Fogler, Bill Chambers, Ray Harrison, David Colescott, Cliff Morris, Steve Bucknall

21

Dave Bowman, Bill Locke, Wray Lewis, John Fields, Rip Ryan, Bill Miller,

Howard Deasy, Jerry Vayda, Al Lifson, Mitch Kupchak<sup>^</sup>, Jimmy Black, Michael Norwood, King Rice, Donald Williams<sup>^</sup>, Terrence Newby, Jawad Williams, Deon Thompson, Jackson Simmons, Seventh Woods, **Sterling Manley**

22

Junie Bailey, Terry Holmes, Leonard Guyes, Benton Bennett, Paul Likins, Edward Sutton, Roy Searcy, York Larese<sup>^</sup>, Mike Cooke, Bobby Lewis<sup>^</sup>, Jim Delany, George Karl, Dudley Bradley, Buzz Peterson, Kevin Madden, Pearce Landry, Webb Tyndall, Scott Williams, Ronald Curry, Justin Bohlander, Wes Miller, Wayne Ellington<sup>^</sup>, David Dupont, Frank Tanner, Isaiah Hicks, **Walker Miller**

23 (retired)

Albert Carr, John Tsantes, Bud Maddie, Skippy Winstead, Buddy Clarke, Jimmy Guill, Ged Doughton, Michael Jordan<sup>\*</sup>

24

Bob Altemose, Ernie Schwarz, Walter Davis<sup>^</sup>, Jim Braddock, Joe Wolf, Doug Elstun, Dante Calabria, Max Owens, Jesse Holley, Marvin Williams, Surry Wood, Justin Watts, Sasha Seymour, Kenny Williams

25

Jippy Carter, Albert Long, James Smith, Donnie Smith, Randy Wiel, Steve Hale, Jason Capel, Damion Grant, Justin Knox, J.P. Tokoto, Justin Coleman, Aaron Rohlman, **Caleb Ellis**

30

Darius Wells, Jack Wallace, Cliff Walker, Bill Hathaway, Ray Stanley, Dieter Krause, Jim Moore, Mike Iannarella, Greg Campbell, Al Armour, Dale Gipple, John O'Donnell, Woody Coley, Al Wood<sup>^</sup>, Kenny Smith<sup>^</sup>, Rasheed Wallace<sup>^</sup>, Phillip McLamb, Will Robinson, Jack Wooten, Thomas Thornton, Patrick Crouch, James Manor, Stilman White, **K.J. Smith**

31

Charlie Thorne, Tom Gaines, Al Lifson, Gerry McCabe, Gehrman Holland, Ken McComb, Bruce Bowers, Charlie Burns, Bill Taylor, Bob Bennett, Bill Bunting, Bill Chamberlain<sup>^</sup>, Mickey Bell, Loren Lutz, Mike O'Koren<sup>^</sup>, Matthew Brust, David May, Brian Reese, Adam Boone, Jonathan Miller, Thomas Wilkins, John Henson, Justin Coleman

32

Leonard Guyes, Frank Redding, Bob Phillips, Gerry McCabe, Bob Cunningham, Lou Brown, Peppy Callahan, Billy Cunningham<sup>^</sup>, Mark Mirken, Dave Chadwick, Darrell Elston, Tom Zaliagiris, Eric Kenny, John Brownlee, Pete Chilcutt, Orlando Melendez, Rashad McCants<sup>^</sup>, Alex Stepheson, Ed Davis, D.J. Johnston, Luke Maye, **Justin Pierce**

33 (retired)

Nemo Nearman, Bob Phillips, Jack Powell, Gerry McCabe, Danny Lotz, Jim Hudock, Bill Brown, Charlie Scott<sup>^</sup>, Roger Jamison, Dean Shaffer, Ranzino Smith, Kevin Salvadori, Antawn Jamison<sup>\*</sup>

34

Frank Redding, Bill Ellington, Frank Goodwin, John Dittmar, Paul Anisko, Dick Kopley, Richard Vinroot, Bruce Bowers, Charles Hassell, Terry Ronner, Pud Hassell, Jim Moore, Jim Bostick,

Don Eggleston, Bobby Jones<sup>^</sup>, Pete Budko, J.R. Reid<sup>^</sup>, George Lynch<sup>^</sup>, Charlie McNairy, David Noel, Brandon Wright, David Wear, Stewart Cooper, Denzel Robinson, Toby Egbuna

35

Cooper Taylor, Pete Brennan<sup>^</sup>, Doug Moe<sup>^</sup>, Charlie Burns, Bill Galantai, Ralph Fletcher, Lee Dedmon, Robert McAdoo<sup>^</sup>, Charles Waddell, Dave Popson, Joe Jenkins, Travis Stephenson, Brad Frederick, Jim Everett, C.J. Hooker, Patrick Moody, James Gallagher, Reggie Bullock, **Ryan McAdoo**

40

Dick Kocornik, Tommy Kearns<sup>^</sup>, Yogi Poteet, Bill Harrison, Earl Johnson, Donnie Moe, Ricky Webb, Bill Chambers, Donn Johnston, Bruce Buckley, Gary Roper, Hubert Davis, Ed Geth, Joseph Forte<sup>^</sup>, Mike Copeland, Harrison Barnes<sup>^</sup>

41

Paul Likins, Joe Quigg, Jim Donohue, Terry Ronner, Jim Smithwick, Joe Brown, Mike Earey, John Cox, Geff Crompton, Sam Perkins<sup>^</sup>, Byron Sanders

42

Hal Bowden, Bud Maddie, Walter Green, Hilliard Green, Harvey Salz, Marty Conlon, Charlie Shaffer, Tom Gauntlett, Gra Whitehead, Kim Huband, Bill Chambers, Jeff Wolf, Brad Daugherty<sup>^</sup>, Scott Williams, Jerry Stackhouse<sup>^</sup>, Kris Lang, Sean May<sup>^</sup>, Joel James, **Brandon Huffman**

43

Jerry Vayda, Stan Groll, Grey Poole, Art Katz, Mike Smith, Dickson Gribble, Rusty Clark, Craig Corson, Ed Stahl, John Virgil, Jeb Barlow, Curtis Hunter, Larry Smith, Matt Laczkowski, Joe Everett, Travis Wear, James Michael McAdoo, Spenser Dalton

44

Tony Radovich, Mike Steppe, Bryan McSweeney, Mark Mirken, Larry Miller<sup>^</sup>, Dennis Wuycik<sup>^</sup>, Donald Washington, Eric Harry, Matt Doherty, Rick Fox, Clyde Lynn, Will Johnson, Tyler Zeller<sup>^</sup>, Justin Jackson<sup>^</sup>

45

Grey Poole, Tommy LaGarde<sup>^</sup>, Chris Brust, Marty Hensley, Clifford Rozier, Serge Zwickler, Julius Peppers, Jesse Holley, Stilman White

50 (retired)

Rich Yonakor, Cecil Exum, Bill Akins, Octavus Barnes, Brian Bersticker, Tyler Hansbrough<sup>\*</sup>

51

Timo Makkonen

52 (retired)

James Worthy<sup>\*</sup>

54

Steve Krafscin, Warren Martin, John Greene, Vasco Evtimov

55

Matt Wenstrom, Wade Moody, **Christian Keeling**

<sup>\*</sup> player for whom the number is retired  
<sup>^</sup> player for whom the number is honored

# COACHING HISTORY & RECORDS



Frank McGuire came to Chapel Hill prior to the 1952-53 season after five seasons at St. John's. His 1952 team had reached the NCAA championship game before losing to Kansas.

His nine-year record was 164-58. Carolina finished first or tied for first place in the Atlantic Coast Conference standings five times in this period.

With his many contacts among New York high school coaches, he developed a pipeline of top talent for Carolina. This "underground railroad" brought players like Lennie Rosenbluth, Tommy Kearns, Pete Brennan, Joe Quigg and Bob Cunningham to Chapel Hill. They were the starters on McGuire's greatest team — the 1957 squad that went 32-0 and swept the NCAA title.

McGuire also brought New York-area stars like York Larese, Doug Moe, Donnie Walsh, Larry Brown and Billy Cunningham to Carolina.

The highlight of McGuire's Tar Heel career was the 1957 season. Rosenbluth was one of the national scoring leaders, averaging 28.0 points a game. Of Carolina's 32 victories, 13 were by 10 points or less.

The 1957 Final Four in Kansas City is regarded as one of the most exciting ever played. Carolina topped Michigan State, 74-40, in a triple-overtime semifinal game. The next game the Tar Heels had to go three overtimes again before outlasting Kansas, featuring Wilt Chamberlain, 54-53.

McGuire hired Dean Smith to be his top assistant prior to the 1958-59 season. Smith replaced McGuire when he moved to the NBA in 1961.

As coach of the Philadelphia Warriors, he led his team to a 49-31 record. The Warriors—with Hall of Famers Paul Arizin, Tom Gola and Chamberlain—lost to the Boston Celtics in the Eastern Conference finals.

McGuire returned to the college ranks for the 1964-65 season at South Carolina. He compiled a 283-142 record in 16 seasons with the Gamecocks. That gave him a career record of 549-236 in 30 years. He led South Carolina to its only ACC regular-season title in 1970 and only ACC Tournament championship in 1971.

McGuire, a member of the Naismith Hall of Fame, was the first coach in history to win 100 games at three schools and also to take two schools to the NCAA championship game. He remains the only man in history to win ACC titles at two schools.

He was named national coach of the year three times—in 1952 at St. John's, 1957 at Carolina and 1970 at South Carolina.



McGuire led the Tar Heels to the 1957 NCAA title.



Bill Guthridge led the Tar Heels to two Final Fours in three years as head coach and was consensus National Coach of the Year in 1998. He won more games than any college head coach in history after two seasons and tied Everett Case for most coaching victories after three years. He played or coached in 14 Final Fours, more than any person in NCAA history. That includes two as a head coach at Carolina, 10 as a Tar Heel assistant coach, and one each as a player and assistant coach at his alma mater, Kansas State.

Guthridge was Dean Smith's assistant for 30 years. He joined the UNC staff in 1967 after five years as assistant to Tex Winter at Kansas State. In his 33 seasons at Carolina, the Tar Heels won two NCAA championships (1982 and 1993), played in 12 Final Fours, won the ACC Tournament championship 13 times and played in the ACC Tournament championship game a total of 22 times.

He was a part of 867 wins in 33 seasons at Carolina and 960 college coaching victories overall, including 93 wins while on the staff at Kansas State.

The Parsons, Kan., native posted an 80-28 record in three seasons as Carolina's head coach. Guthridge led the 1998 and 2000 UNC teams to the Final Four. He joined Ohio State's Fred Taylor as just the second man in history to lead teams to two Final Fours in his first three seasons as a head coach. He was named National Coach of the Year in 1997-98. That season, UNC went 34-4 and Guthridge set the NCAA record for wins by a first-year head coach with 34. He directed UNC to the 1998 Atlantic Coast Conference Tournament championship and was named the ACC Coach of the Year.

He coached 1998 National Player of the Year Antawn Jamison and 1999 NBA Rookie of the Year Vince Carter, both of whom entered the NBA Draft after their junior seasons. In his tenure at UNC, he coached five National Players of the Year, six ACC Players of the Year, five ACC Rookies of the Year and 28 first-team All-ACC players. He also coached 66 players who were selected in the NBA and/or ABA Drafts.

Guthridge was an assistant coach along with Hall of Famer John Thompson under Dean Smith in 1976 when the United States won the Olympic gold medal in Montreal.

In 2013, he was inducted into the N.C. Sports Hall of Fame. Guthridge died in May 2015.

### HEAD COACHING RECORD

80-28, three seasons


#### EDUCATION

- ✓ B.S., Mathematics  
Kansas State '60
- ✓ M.A., Education  
Kansas State '63

#### COACHING HIGHLIGHTS

- ✓ Won more games (58) in his first two years than any coach in NCAA history and shares the NCAA record for most wins by a three-year coach (80).
- ✓ Was just the second coach in history to lead teams to two Final Fours in his first three seasons as a head coach.
- ✓ Was the consensus national coach of the year in 1997-98.
- ✓ Was a part of 14 Final Fours, including one as a player, 11 as an assistant coach and two as a head coach.

Dan Sears



## TAR HEEL COACHING LISTS

### Most Games

- 1133 – Dean Smith
- 586 – Roy Williams
- 222 – Frank McGuire
- 165 – Tom Scott
- 136 – Bill Lange

### Most Wins

- 879 – Dean Smith
- 453 – Roy Williams
- 164 – Frank McGuire
- 100 – Tom Scott
- 85 – Bill Lange

### Highest Winning Percentage (min. 100 games)

- .776 – Dean Smith (879-254)
- .773 – Roy Williams (453-133)
- .741 – Bill Guthridge (80-28)
- .739 – Frank McGuire (164-58)
- .684 – James Ashmore (80-37)

### Most ACC Regular-Season Wins

- 364 – Dean Smith
- 196 – Roy Williams
- 84 – Frank McGuire
- 32 – Bill Guthridge
- 23 – Matt Doherty

CAROLINA BASKETBALL HEAD COACHING RECORDS					
Seasons	Name	No. of Years	W-L	Pct.	
1911-14	Nat Cartmell	4	25-24	.510	
1915-16	Charles Doak	2	18-16	.529	
1917-19	Howell Peacock	3	23-14	.622	
1920-21	Fred Boye	2	19-17	.528	
1922-23	No Coach	2	30-7	.811	
1924	Norman Shepard	1	26-0	1.000	
1925	Monk McDonald	1	20-5	.800	
1926	Harlan Sanborn	1	20-5	.800	
1927-31	James Ashmore	5	80-37	.684	
1932-35	George Shepard	4	69-16	.812	
1936-39	Walter Skidmore	4	65-25	.722	
1940-44	Bill Lange	5	85-41	.675	
1945-46	Ben Carnevale	2	52-11	.825	
1947-52	Tom Scott	6	100-65	.606	
1953-61	Frank McGuire	9	164-58	.739	
1962-97	Dean Smith	36	879-254	.776	
1997-2000	Bill Guthridge	3	80-28	.741	
2000-03	Matt Doherty	3	53-43	.552	
2003-present	Roy Williams	16	453-133	.773	
<b>Totals</b>		<b>109</b>	<b>2,261-799</b>	<b>.739</b>	

**YEAR-BY-YEAR SUMMARY**

Year	W-L	Head Coach	Captain(s)
1910-11	7-4	Nat Cartmell	Marvin Ritch
1911-12	4-5	Nat Cartmell	Junius Smith
1912-13	4-7	Nat Cartmell	Ben Edwards
1913-14	10-8	Nat Cartmell	Meb Long

**South Atlantic Intercollegiate Athletic Association**

1914-15	6-10	9th	Charles Doak	Meb Long
1915-16	12-6	5th	Charles Doak	John Johnson
1916-17	5-4	7th	Howell Peacock	George Tennent
1917-18	9-3	3rd	Howell Peacock	George Tennent
1918-19	9-7	7th	Rennie Cuthbertson (player-coach)	
1919-20	7-9	8th	Maj. Fred Boye	Billy Carmichael
1920-21	12-8	4th	Maj. Fred Boye	Carlyle Shepard

Year	Overall W-L	Southern Conference W-L	SC Tournament Finish	Postseason Results	Head Coach	Captains
1921-22	15-6	3-3, Tied 7th	Champion		No Coach	Cartwright Carmichael
1922-23	15-1	5-0, Tied 1st	Second Round		No Coach	Monk McDonald
1923-24	26-0	7-0, Tied 1st	Champion		Norman Shepard	Winton Green
1924-25	20-5	8-0, 1st	Champion		Monk McDonald	Jack Cobb
1925-26	20-5	7-0, Tied 1st	Champion		Harlan Sanborn	Bill Dodderer
1926-27	17-7	7-3, 8th	Semifinalist		James Ashmore	Bunn Hackney
1927-28	17-2	8-1, Tied 3rd	Round of 16		James Ashmore	Billy Morris
1928-29	17-8	12-2, 2nd	Quarterfinalist		James Ashmore	Rufus Hackney
1929-30	14-11	4-7, 16th	Round of 16		James Ashmore	Puny Harper
1930-31	15-9	6-6, Tied 9th	Quarterfinalist		James Ashmore	Artie Marpet
1931-32	16-5	6-3, Tied 5th	Finalist		George Shepard	Tom Alexander
1932-33	12-5	5-3, Tied 5th	Semifinalist		George Shepard	Wilmer Hines
1933-34	18-4	12-2, Tied 2nd	Semifinalist		George Shepard	Dave McCachren
1934-35	23-2	12-1, 1st	Champion		George Shepard	Stewart Aitken
1935-36	21-4	13-3, 2nd	Champion		Walter Skidmore	Jim McCachren
1936-37	18-5	14-3, 2nd	Finalist		Walter Skidmore	Earl Ruth
1937-38	16-5	13-3, 1st	Quarterfinalist		Walter Skidmore	Earl Ruth
1938-39	10-11	8-7, 7th	First Round		Walter Skidmore	Bill McCachren
1939-40	23-3	11-2, 2nd	Champion		Bill Lange	Ben Dilworth
1940-41	19-9	14-1, 1st	Quarterfinalist	NCAA Final 8	Bill Lange	George Glamack
1941-42	14-9	9-5, 7th	Quarterfinalist		Bill Lange	Bob Rose
1942-43	12-10	8-9, 11th	Did Not Compete		Bill Lange	George McCachren, George Payne
1943-44	17-10	9-1, 1st	Finalist		Bill Lange	Game Captains
1944-45	22-6	11-3, 4th	Champion		Ben Carnevale	Game Captains
1945-46	30-5	13-1, 1st	Semifinalist	NCAA Finalist	Ben Carnevale	Jim Hayworth
1946-47	19-8	10-2, 2nd	Finalist		Tom Scott	Jim Hamilton, Jim White
1947-48	20-7	11-4, 3rd	Semifinalist		Tom Scott	Bob Paxton
1948-49	20-8	13-5, 3rd	Semifinalist		Tom Scott	Dan Nyimiz
1949-50	17-12	13-6, 5th	Quarterfinalist		Tom Scott	Nemo Nearman
1950-51	12-15	9-8, 9th	Did Not Compete		Tom Scott	Hugo Kappler, Charlie Thorne
1951-52	12-15	8-11, 11th	Did Not Compete		Tom Scott	Howard Deasy
1952-53	17-10	15-6, 8th	Quarterfinalist		Frank McGuire	Vince Grimaldi, Jack Wallace

**9 1sts      8 Tournament Championships**

Year	Overall W-L	ACC W-L	ACC Tournament Finish	Writers' Poll	Coaches' Poll	Postseason Results	Head Coach	Captains
1953-54	11-10	5-6, 5th	Quarterfinalist				Frank McGuire	Game Captains
1954-55	10-11	8-6, Tied 4th	Quarterfinalist				Frank McGuire	Al Lifson, Paul Likins
1955-56	18-5	11-3, Tied 1st	Semifinalist	13th	11th		Frank McGuire	Jerry Vayda
1956-57	32-0	14-0, 1st	Champion	1st	1st	NCAA Champs	Frank McGuire	Lennie Rosenbluth
1957-58	19-7	10-4, Tied 2nd	Finalist	13th	12th		Frank McGuire	Pete Brennan
1958-59	20-5	12-2, Tied 1st	Finalist	9th	6th	NCAA 1st Rd.	Frank McGuire	Danny Lotz
1959-60	18-6	12-2, Tied 1st	Semifinalist		14th		Frank McGuire	Harvey Salz
1960-61	19-4	12-2, 1st	Did Not Compete	5th	6th		Frank McGuire	Doug Moe, York Larese, Dick Kepley
1961-62	8-9	7-7, Tied 4th	Quarterfinalist				Dean Smith	Jim Hudock
1962-63	15-6	10-4, 3rd	Semifinalist				Dean Smith	Larry Brown, Yogi Poteet
1963-64	12-12	6-8, 5th	Semifinalist				Dean Smith	Mike Cooke, Charlie Shaffer
1964-65	15-9	10-4, Tied 2nd	Quarterfinalist				Dean Smith	Billy Cunningham
1965-66	16-11	8-6, Tied 3rd	Semifinalist				Dean Smith	Bob Bennett, John Yokley
1966-67	26-6	12-2, 1st	Champion	4th	3rd	NCAA 4th Place	Dean Smith	Tom Gauntlett, Bob Lewis
1967-68	28-4	12-2, 1st	Champion	4th	4th	NCAA Finalist	Dean Smith	Larry Miller
1968-69	27-5	12-2, 1st	Champion	4th	2nd	NCAA 4th Place	Dean Smith	Joe Brown, Bill Bunting, Rusty Clark, Dick Grubar, Gerald Tuttle
1969-70	18-9	9-5, Tied 2nd	Quarterfinalist			NIT First Round	Dean Smith	Jim Delany, Eddie Fogler, Charlie Scott
1970-71	26-6	11-3, 1st	Finalist	13th	13th	NIT Champion	Dean Smith	Lee Dedmon, Dale Gipple
1971-72	26-5	9-3, 1st	Champion	2nd	2nd	NCAA 3rd Place	Dean Smith	Steve Previs, Dennis Wuycik
1972-73	25-8	8-4, 2nd	First Round	11th	12th	NIT 3rd Place	Dean Smith	Donn Johnston, George Karl
1973-74	22-6	9-3, Tied 2nd	Semifinalist	12th	8th	NIT First Round	Dean Smith	Darrell Elston, Bobby Jones
1974-75	23-8	8-4, Tied 2nd	Champion	9th	10th	NCAA Final 16	Dean Smith	Mickey Bell, Brad Hoffman, Ed Stahl
1975-76	25-4	11-1, 1st	Finalist	8th	6th	NCAA 1st Rd.	Dean Smith	Bill Chambers, Dave Hanners, Mitch Kupchak



## YEAR-BY-YEAR SUMMARY

Year	Overall W-L	W-L	ACC Tournament Finish	Writers Poll	Coaches Poll	Postseason Results	Head Coach	Captains
1976-77	28-5	9-3, 1st	Champion	5th	3rd	NCAA Finalist	Dean Smith	Bruce Buckley, Woody Coley, Walter Davis, John Kuester, Tommy LaGarde
1977-78	23-8	9-3, 1st	Semifinalist	16th	10th	NCAA 1st Rd.	Dean Smith	Phil Ford, Tom Zaliagiris
1978-79	23-6	9-3, Tied 1st	Champion	9th	3rd	NCAA 2nd Rd.	Dean Smith	Dudley Bradley, Ged Doughton
1979-80	21-8	9-5, Tied 2nd	Semifinalist	15th	15th	NCAA 2nd Rd.	Dean Smith	Dave Colescott, Mike O'Koren, John Virgil, Jeff Wolf, Rich Yonakor
1980-81	29-8	10-4, 2nd	Champion	6th	6th	NCAA Finalist	Dean Smith	Pete Budko, Eric Kenny, Mike Pepper, Al Wood
1981-82	32-2	12-2, Tied 1st	Champion	1st	1st	NCAA Champion	Dean Smith	Jeb Barlow, Jimmy Black, Chris Brust
1982-83	28-8	12-2, Tied 1st	Semifinalist	8th	8th	NCAA Final 8	Dean Smith	Jim Braddock
1983-84	28-3	14-0, 1st	Semifinalist	1st	1st	NCAA Final 16	Dean Smith	Matt Doherty, Cecil Exum, Sam Perkins
1984-85	27-9	9-5, Tied 1st	Finalist	7th	7th	NCAA Final 8	Dean Smith	Buzz Peterson
1985-86	28-6	10-4, 3rd	Quarterfinalist	8th	8th	NCAA Final 16	Dean Smith	Brad Daugherty, Steve Hale
1986-87	32-4	14-0, 1st	Finalist	2nd	3rd	NCAA Final 8	Dean Smith	Kenny Smith, Joe Wolf
1987-88	27-7	11-3, 1st	Finalist	7th	8th	NCAA Final 8	Dean Smith	Joe Jenkins, Ranzino Smith
1988-89	29-8	9-5, Tied 2nd	Champion	5th	4th	NCAA Final 16	Dean Smith	Steve Bucknall, Jeff Lebo
1989-90	21-13	8-6, Tied 3rd	Quarterfinalist			NCAA Final 16	Dean Smith	Kevin Madden, Scott Williams
1990-91	29-6	10-4, 2nd	Champion	4th	4th	NCAA Final 4	Dean Smith	Pete Chilcutt, Rick Fox, King Rice
1991-92	23-10	9-7, 3rd	Finalist	18th	12th	NCAA Final 16	Dean Smith	Hubert Davis
1992-93	34-4	14-2, 1st	Finalist	4th	1st	NCAA Champion	Dean Smith	George Lynch, Henrik Rodl
1993-94	28-7	11-5, 2nd	Champion	1st	9th	NCAA 2nd Rd.	Dean Smith	Eric Montross, Derrick Phelps
1994-95	28-6	12-4, Tied 1st	Finalist	4th	3rd	NCAA Final 4	Dean Smith	Pearce Landry, Pat Sullivan, Donald Williams
1995-96	21-11	10-6, 3rd	Quarterfinalist	25th	24th	NCAA 2nd Rd.	Dean Smith	Dante Calabria
1996-97	28-7	11-5, Tied 2nd	Champion	4th	4th	NCAA Final 4	Dean Smith	Serge Zwikker, Shammond Williams
1997-98	34-4	13-3, 2nd	Champion	1st	3rd	NCAA Final 4	Bill Guthridge	Shammond Williams, Makhtar Ndiaye
1998-99	24-10	10-6, 3rd	Finalist	13th	18th	NCAA 1st Rd.	Bill Guthridge	Ademola Okulaja
1999-00	22-14	9-7, Tied 3rd	Quarterfinalist		11th	NCAA Final 4	Bill Guthridge	Ed Cota
2000-01	26-7	13-3, Tied 1st	Finalist	6th	10th	NCAA 2nd Rd.	Matt Doherty	Brendan Haywood
2001-02	8-20	4-12, Tied 7th	Quarterfinalist				Matt Doherty	Jason Capel, Kris Lang
2002-03	19-16	6-10, Tied 6th	Semifinalist			NIT Quarterfinalist	Matt Doherty	Jonathan Holmes, Will Johnson
2003-04	19-11	8-8, 5th	Quarterfinalist	18th	22nd	NCAA 2nd Rd.	Roy Williams	(no captains selected)
2004-05	33-4	14-2, 1st	Semifinalist	2nd	1st	NCAA Champion	Roy Williams	Jackie Manuel, Melvin Scott, Jawad Williams
2005-06	23-8	12-4, 2nd	Semifinalist	10th	14th	NCAA 2nd Rd.	Roy Williams	David Noel, Byron Sanders
2006-07	31-7	11-5, Tied 1st	Champion	4th	Tied 5th	NCAA Final 8	Roy Williams	Wes Miller, Reyshawn Terry
2007-08	36-3	14-2, 1st	Champion	1st	Tied 3rd	NCAA Final 4	Roy Williams	Quentin Thomas, Marcus Ginyard
2008-09	34-4	13-3, 1st	Semifinalist	2 <sup>nd</sup>	1 <sup>st</sup>	NCAA Champion	Roy Williams	Bobby Frasier, Danny Green, Tyler Hansbrough
2009-10	20-17	5-11, Tied 11 <sup>th</sup>	First Round			NIT Finalist	Roy Williams	Marcus Ginyard, Deon Thompson
2010-11	29-8	14-2, 1st	Finalist	7th	8th	NCAA Final 8	Roy Williams	Justin Knox, Justin Watts, Tyler Zeller
2011-12	32-6	14-2, 1st	Finalist	4th	6th	NCAA Final 8	Roy Williams	Justin Watts, Tyler Zeller
2012-13	25-11	12-6, 3rd	Finalist			NCAA 2nd Rd.	Roy Williams	Reggie Bullock, James Michael McAdoo, Dexter Strickland
2013-14	24-10	13-5, Tied 3rd	Quarterfinalist	19th	21st	NCAA 2nd Rd.	Roy Williams	James Michael McAdoo, Marcus Paige
2014-15	26-12	11-7, 5th	Finalist	15th	12th	NCAA Final 16	Roy Williams	Desmond Hubert, Marcus Paige
2015-16	33-7	14-4, 1st	Champion	3rd	2nd	NCAA Finalist	Roy Williams	Joel James, Brice Johnson, Marcus Paige
2016-17	33-7	14-4, 1st	Semifinalist	5th	1st	NCAA Champion	Roy Williams	Joel Berry II
2017-18	26-11	11-7, Tied 3rd	Finalist	10th	14th	NCAA 2nd Rd.	Roy Williams	Joel Berry II, Theo Pinson
2018-19	29-7	16-2, Tied 1st	Semifinalist	3rd	9th	NCAA Final 16	Roy Williams	Cameron Johnson, Luke Maye, Kenny Williams

## Seasons: 109

Overall Record: 2,261-799 (.739)

NCAA Appearances: 50

NCAA Tournament Record: 126-47 (.728)

NCAA Championships: 6 (1957, 1982, 1993, 2005, 2009, 2017)

NCAA Final Fours: 20 (1946, 1957, 1967, 1968, 1969, 1972, 1977, 1981, 1982, 1991, 1993, 1995, 1997, 1998, 2000, 2005, 2008, 2009, 2016, 2017)

ACC Regular-Season Record: 699-276 (.717)

ACC Regular-Season Titles: 32 (1956, 1957, 1959, 1960, 1961, 1967, 1968, 1969, 1971, 1972, 1976, 1977, 1978, 1979, 1982, 1983, 1984, 1985, 1987, 1988, 1993, 1995, 2001, 2005, 2007, 2008, 2009, 2011, 2012, 2016, 2017, 2019)

ACC Tournament Championships: 18 (1957, 1967, 1968, 1969, 1972, 1975, 1977, 1979, 1981, 1982, 1989, 1991, 1994, 1997, 1998, 2007, 2008, 2016)

ACC Tournament Record: 101-47 (.682)

Dean E. Smith Center Record: 419-73 (.852)

Top 25 Media Poll Finishes: 51


Top 25 Coaches Poll Finishes: 53

No. 1 in Final AP Poll: 6 (1957, 1982, 1984, 1994, 1998, 2008)

No. 1 in Final Coaches Poll: 7 (1957, 1982, 1984, 1993, 2005, 2009, 2017)

NIT Appearances: 6

NIT Championship: 1 (1971)



Brian Lantieri/Sports Illustrated

# SCORES IN THE ROY WILLIAMS ERA

(Note: Scores from previous years are available at GoHeels.com)

\*Indicates overtime game  
 \*\*Indicates double-overtime game  
 \*\*\*Indicates triple-overtime game

**2003-04**  
**Record: 19-11 (H: 12-2; A: 4-7; N: 3-2)**  
**ACC 8-8, 5th Place**  
**NCAA Second Round**  
**Coach: Roy Williams**

N22 Old Dominion (9/-)	H	W	90-64
N24 at Davidson (9/-)	CHAR	W	91-68
N29 at Cleveland St. (9/-)	A	W	82-76
<b>ACC-Big Ten Challenge</b>			
D2 Illinois (10/11)	GBO	W	88-81
D7 George Mason (10/-)	H	W	115-81
D14 Akron (7/-)	H	W	64-53
D20 Wake Forest (4/14)	H	L***	114-119
D28 UNC Wilmington (9/-)	MYR	W	71-54
D30 Coastal Carolina (9/-)	H	W	105-72
J3 at Kentucky (9/8)	A	L	56-61
J7 Miami (12/-)	H	W	89-64
J11 Georgia Tech (12/8)	H	W	103-88
J14 at Maryland (9/-)	A	L	84-90
J17 Connecticut (9/1)	H	W	86-83
J22 at Florida State (7/-)	A	L*	81-90
J24 Virginia (7/-)	H	W	96-77
J28 NC State (12/-)	H	W	68-66
J31 at Clemson (12/-)	A	L	72-81
F5 Duke (17/1)	H	L*	81-83
F7 at Wake Forest (17/16)	A	W	79-73
F10 at Ga. Tech (14/15)	A	L	77-88
F15 Maryland (14/-)	H	W	97-86
F21 Florida State (16/-)	H	W	78-71
F24 at Virginia (12/-)	A	L	72-74
F29 at NC State (12/14)	A	W	71-64
M2 Clemson (14/-)	H	W	69-53
M6 at Duke (14/3)	A	L	65-70
<b>ACC Tournament</b>			
M12 Georgia Tech (16/14)	GBO	L	82-83
<b>NCAA South Regional</b>			
M18 Air Force (18/-)	DEN	W	63-52
M20 Texas (18/12)	DEN	L	75-78

**2004-05**  
**Record: 33-4 (H: 15-0 A: 8-2 N: 10-2)**  
**ACC 14-2, 1st Place**  
**NCAA Champion**  
**Coach: Roy Williams**

N19 Santa Clara (4/-)	OAK	L	66-77
<b>Maui Invitational</b>			
N22 BYU (11/-)	MAUI	W	86-50
N23 Tennessee (11/-)	MAUI	W	94-81
N24 Iowa (11/-)	MAUI	W	106-92
<b>ACC-Big Ten Challenge</b>			
D1 Indiana (9/-)	A	W	70-63
D4 Kentucky (9/8)	H	W	91-78
D12 Loyola (8/-)	H	W	109-60
D19 Virginia Tech (5/-)	A	W	85-51
D21 Vermont (4/-)	H	W	93-65
D28 UNC Wilmington (9/-)	H	W	96-75
D30 Cleveland State (4/-)	H	W	107-64
J2 Wm. & Mary (4/-)	H	W	105-66
J8 Maryland (3/22)	H	W	109-75
J12 Georgia Tech (3/8)	H	W	91-69
J15 Wake Forest (3/4)	A	L	82-95
J19 Clemson (6/-)	A	W	77-58
J22 Miami (6/-)	H	W	87-67
J29 Virginia (3/-)	A	W	110-76
F3 NC State (2/-)	H	W	95-71
F6 Florida State (2/-)	A	W	81-60
F9 Duke (2/7)	A	L	70-71
F13 Connecticut (2/19)	HTF	W	77-70
F16 Virginia (4/-)	H	W	85-61
F19 Clemson (4/-)	H	W	88-56
F22 NC State (2/-)	A	W	81-71
F27 Maryland (2/-)	A	W	85-83
M3 Florida State (2/-)	H	W	91-76
M6 Duke (2/6)	H	W	75-73
<b>ACC Tournament</b>			
M11 Clemson (2/-)	DC	W	88-81
M12 Georgia Tech (2/-)	DC	L	75-78
<b>NCAA East Regional</b>			
M18 Oakland (2/-)	CHAR	W	96-68
M20 Iowa State (2/-)	CHAR	W	92-65
M25 Villanova (2/19)	SYR	W	67-66
M27 Wisconsin (2/20)	SYR	W	88-82
<b>NCAA Final Four</b>			
A2 Michigan St. (2/15)	STL	W	87-71
A4 Illinois (2/1)	STL	W	75-70

**2005-06**  
**Record: 23-8 (H: 13-4 A: 8-2 N: 2-2)**  
**ACC 12-4, 2nd Place**  
**NCAA Second Round**  
**Coach: Roy Williams**

N19 Gardner-Webb	H	W	83-80
N22 Cleveland State	H	W	112-55
N25 UC Santa Barbara	H	W	83-66
N29 Illinois (-12)	H	L	64-68
D3 Kentucky (-10)	A	W	83-79
D7 Saint Louis (23/-)	H	W	75-63
D17 Santa Clara (19/-)	H	W	76-58
D21 S. California (17/-)	A	L	59-74
D28 UNC Asheville (23/-)	H	W	89-47
J3 Davidson (25/-)	H	W	82-58
J7 NC State (25/13)	H	W	82-69
J10 Virginia Tech (20/-)	A	W	64-61
J14 Miami (20/-)	H	L	70-81
J19 Virginia (24/-)	A	L	68-72
J22 Florida State (24/-)	A	W	81-80
J25 Boston College (-20)	H	L	74-81
J28 Arizona	H	W	86-69
F2 Maryland	A	W	77-62
F4 Clemson	H	W	76-61
F7 Duke (23/2)	H	L	83-87
F12 Miami (23/-)	A	W	80-70
F15 Georgia Tech (23/-)	H	W	82-75
F19 Wake Forest (23/-)	A	W	83-72
F22 NC State (21/15)	A	W	95-71
F26 Maryland (21/-)	H	W	81-57
M1 Virginia (13/-)	H	W	99-54
M4 Duke (13/1)	A	W	83-76
<b>ACC Tournament</b>			
M10 Virginia (10/-)	GBO	W	79-67
M11 Boston College (10/11)	GBO	L	82-85
<b>NCAA East Regional</b>			
M17 Murray State (10/-)	DAY	W	69-65
M19 George Mason (10/-)	DAY	L	60-65

**2006-07**  
**Record: 31-7 (H: 16-1 A: 6-4 N: 9-2)**  
**ACC 11-5, Tied 1st Place**  
**NCAA Final Eight, ACC Champion**  
**Coach: Roy Williams**

<b>Preseason NIT Tipoff</b>			
N14 Sacred Heart (2/-)	CHAR	W	103-81
N15 Winthrop (2/-)	CHAR	W	73-66
N19 Gardner-Webb (2/-)	H	W	103-50
<b>Preseason NIT Tipoff</b>			
N22 Gonzaga (2/-)	NYC	L	74-82
N24 Tennessee (2-22)	NYC	W	101-87
<b>ACC-Big Ten Challenge</b>			
N29 Ohio State (7/3)	H	W	98-89
D2 Kentucky (7/-)	H	W	75-63
D9 High Point (3/-)	H	W	94-69
D16 UNC Asheville (3/-)	H	W	93-62
D19 Florida Atlantic (2/-)	H	W	105-52
D22 Saint Louis (2/-)	A	W	69-48
D28 Rutgers (2/-)	H	W	87-48
D31 Dayton (2/-)	H	W	81-51
J2 Penn (2/-)	H	W	102-64
J7 Florida State (2/-)	H	W	84-58
J10 Virginia (1/-)	H	W	79-69
J13 Virginia Tech (1/-)	A	L	88-94
J17 Clemson (4/19)	A	W	77-55
J20 Georgia Tech (4/-)	H	W	77-61
J24 Wake Forest (4/-)	A	W	88-60
J27 Arizona (4/17)	A	W	92-64
J31 Miami (3/-)	H	W	105-64
F2 NC State (3/-)	A	L	79-83
F7 Duke (5/16)	A	W	79-73
F10 Wake Forest (5/-)	H	W	104-67
F13 Virginia Tech (4/-)	H	L*	80-81
F17 Boston College (4/-)	A	W	77-72
F21 NC State (5/-)	H	W	83-64
F25 Maryland (5/-)	A	L	87-89
M1 Georgia Tech (8/-)	A	L	77-84
M4 Duke (8/14)	H	W	86-72
<b>ACC Tournament</b>			
M9 Florida State (8/-)	SPF	W	73-58
M10 Boston College (8/-)	SPF	W	71-56
M11 NC State (8/-)	SPF	W	89-80
<b>NCAA East Regional</b>			
M15 Eastern Kentucky (4/-)	W-S	W	86-65
M17 Michigan State (4/-)	W-S	W	81-67
M23 S. California (4/23)	ERNJ	W	74-64
M25 Georgetown (4/8)	ERNJ	L*	84-96

**2007-08**  
**Record: 36-3 (H: 14-2 A: 13-0 N: 9-1)**  
**ACC 14-2, 1st Place**  
**NCAA Final Four, ACC Champion**  
**Coach: Roy Williams**

N14 Davidson (1/-)	A	W	72-68
<b>Las Vegas Invitational</b>			
N18 Iona (1/-)	H	W	107-72
N20 SC State (1/-)	H	W	110-64

N23 Old Dominion (1/-)	LV	W	99-82
N24 BYU (1/-)	LV	W	73-63

**ACC/Big Ten Challenge**

N28 Ohio State (1/-)	A	W	66-55
D1 Kentucky (1/-)	A	W	86-77
D4 Penn (1/-)	A	W	106-71
D16 Rutgers (1/-)	A	W	93-71
D19 Nicholls (1/-)	H	W	88-78
D22 UC Santa Barbara (1/-)	H	W	105-70
D27 Nevada (1/-)	H	W	106-70
D30 Valparaiso (1/-)	H	W	90-58
J2 Kent State (1/-)	H	W	90-61
J6 Clemson (1/19)	A	W*	90-88
J9 UNC Asheville (1/-)	H	W	93-81
J12 NC State (1/-)	H	W	93-62
J16 Georgia Tech (1/-)	A	W	83-82
J19 Maryland (1/-)	H	L	80-82
J23 Miami (5/-)	A	W	98-82
J31 Boston College (4/-)	H	W	91-69
F3 Florida State (4/-)	A	W*	84-73
F6 Duke (3/2)	H	L	78-89
F10 Clemson (3/-)	H	W**	103-93
F12 Virginia (5/-)	A	W	75-74
F16 Virginia Tech (5/-)	H	W	92-53
F20 NC State (3/-)	A	W	84-70
F24 Wake Forest (3/-)	H	W	89-73
M1 Boston College (3/-)	A	W	90-80
M4 Florida State (1/-)	H	W	90-77
M8 Duke (1/6)	A	W	76-68

**ACC Tournament**

M14 Florida State (1/-)	CHAR	W	82-70
M15 Virginia Tech (1/-)	CHAR	W	68-66
M16 Clemson (1/22)	CHAR	W	86-81
<b>NCAA East Regional</b>			
M21 Mt. St. Mary's (1/-)	RAL	W	113-74
M23 Arkansas (1/-)	RAL	W	108-77
M27 Washington St (1/21)	CHAR	W	68-47
M29 Louisville (1/13)	CHAR	W	83-73
<b>NCAA Final Four</b>			
A5 Kansas (1/4)	SA	L	66-84

**2008-09**  
**Record: 34-4 (H: 14-1 A: 8-2 N: 12-1)**  
**ACC 13-3, 1st Place**  
**NCAA Champion**  
**Coach: Roy Williams**

N15 Penn (1/-)	H	W	86-71
N18 Kentucky (1/-)	H	W	77-58
N21 UC Santa Barbara (1/-)	A	W	84-67
<b>EA Sports Maui Invitational</b>			
N24 Chaminade (1/-)	MAUI	W	115-70
N25 Oregon (1/-)	MAUI	W	98-69
N26 Notre Dame (1/8)	MAUI	W	102-87
N30 UNC Asheville (1/-)	H	W	116-48
<b>ACC/Big Ten Challenge</b>			
D3 Michigan State (1/13)	DET	W	98-63
D13 Oral Roberts (1/-)	H	W	100-84
D18 Evansville (1/-)	H	W	91-73
D20 Valparaiso (1/-)	CHI	W	85-63
D28 Rutgers (1/-)	H	W	97-75
D31 Nevada (1/-)	A	W	84-61
J4 Boston College (1/-)	H	L	78-85
J7 Coll. of Charleston (1/-)	H	W	108-70
J11 Wake Forest (3/4)	A	L	89-92
J15 Virginia (5/-)	A	W	83-61
J17 Miami (5/-)	H	W	82-65
J21 Clemson (5/10)	H	W	94-70
J28 Florida State (5/-)	A	W	80-77
J31 NC State (5/-)	A	W	93-76
F3 Maryland (3/-)	H	W	108-91
F7 Virginia (3/-)	H	W	76-61
F11 Duke (3/6)	A	W	101-87
F15 Miami (3/-)	A	W	69-65
F18 NC State (3/-)	H	W	89-80
F21 Maryland (3/-)	A	L*	85-88
F28 Georgia Tech (4/-)	H	W	104-74
M4 Virginia Tech (2/-)	A	W	86-78
M8 Duke (2/7)	H	W	79-71

**ACC Tournament**

M13 Virginia Tech (1/-)	ATL	W	79-76
M14 Florida State (1/22)	ATL	L	70-73
<b>NCAA South Regional</b>			
M19 Radford (2/-)	GBO	W	101-58
M21 LSU (2/21)	GBO	W	84-70
M27 Gonzaga (2/10)	MEM	W	98-77
M29 Oklahoma (2/8)	MEM	W	72-60
<b>NCAA Final Four</b>			
A4 Villanova (2/11)	DET	W	83-69
A6 Michigan State (2/7)	DET	W	89-72

**2009-10**  
**Record: 20-17 (H: 14-5 A: 4-8 N: 2-4)**  
**ACC 5-11, Tied 10th Place**  
**NIT Finalist**  
**Coach: Roy Williams**

**Coaches vs. Cancer**

N9 FIU (6/-)	H	W	88-72
N11 NC Central (6/-)	H	W	89-42

N15 Valparaiso (6/-)	H	W	88-77
<b>Coaches vs. Cancer</b>			
N19 Ohio State (6/15)	NYC	W	77-73
N20 Syracuse (6/-)	NYC	L	71-87
N23 Gardner-Webb (11/-)	H	W	93-72
N29 Nevada (11/-)	H	W	80-73

**ACC/Big Ten Challenge**

D1 Michigan State (10/9)	H	W	89-82
D5 Kentucky (10/5)	A	L	66-68
D12 Presbyterian (11/-)	H	W	103-64
D19 Texas (10/2)	ARL	L	90-103
D22 Marshall (10/-)	H	W	98-61
D28 Rutgers (9/-)	H	W	81-67
D30 Albany (9/-)	H	W	87-70
J4 Coll. of Charleston (9/-)	A	L*	79-82
J10 Virginia Tech (9/-)	H	W	78-64
J13 Clemson (12/24)	A		

**SCORES IN THE ROY WILLIAMS ERA**

N22 Tennessee State (1/-)	H	W	102-69
N25 South Carolina (1/-)	LV	W	87-62
N26 UNLV (1/-)	LV	L	80-90

**ACC-Big Ten Challenge**

N30 Wisconsin (5/9)	H	W	60-57
D3 Kentucky (5/1)	A	L	72-73
D6 Evansville (4/-)	H	W	97-48
D10 Long Beach St. (4/-)	H	W	84-78
D17 Appalachian St. (5/-)	H	W	97-82
D19 Nicholls (5/-)	H	W	99-49
D21 Texas (5/-)	H	W	82-63
D29 Elon (5/-)	H	W	100-62
J1 Monmouth (5/-)	H	W	102-65
J7 Boston College (3/-)	H	W	83-60
J10 Miami (3/-)	H	W	73-56
J14 Florida State (3/-)	A	L	57-90
J19 Virginia Tech (8/-)	A	W	82-68
J26 NC State (8/-)	H	W	74-55
J29 Georgia Tech (8/-)	H	W	93-81
J31 Wake Forest (5/-)	A	W	68-53
F4 Maryland (5/-)	A	W	83-74
F8 Duke (5/10)	H	L	84-85
F11 Virginia (5/19)	H	W	70-52
F15 Miami (8/-)	A	W	73-64
F18 Clemson (8/-)	H	W	74-52
F22 NC State (7/-)	A	W	86-74
F25 Virginia (7/25)	A	W	54-51
F29 Maryland (6/-)	H	W	88-64
M3 Duke (6/4)	A	W	88-70

**ACC Tournament**

M9 Maryland (4/-)	ATL	W	85-69
M10 NC State (4/-)	ATL	W	69-67
M11 Florida State (4/17)	ATL	L	82-85

**NCAA Tournament**

M16 Vermont (4/-)	GBO	W	77-58
M18 Creighton (4/19)	GBO	W	87-73

**NCAA Midwest Regional**

M23 Ohio (4/-)	STL	W*	73-65
M25 Kansas (4/5)	STL	L	67-80

**2012-13**

Record: 25-11 (H: 14-2; A: 6-6; N: 5-3)

**ACC 12-6, 3rd Place**  
**NCAA Second Round**  
Coach: Roy Williams

N9 Gardner-Webb (11/-)	H	W	76-59
N11 Florida Atlantic (11/-)	H	W	80-56
N16 Long Beach St. (11/-)	A	W	78-63
<b>EA Sports Maui Invitational</b>			
N19 Mississippi State (11/-)	MAUI	W	95-49
N20 Butler (9/-)	MAUI	L	71-82
N21 Chaminade (9/-)	MAUI	W	112-70

**ACC/Big Ten Challenge**

N27 Indiana (13/1)	A	L	59-83
D1 UAB (13/-)	H	W	102-84
D8 E. Tenn. State (20/-)	H	W	78-55
D15 East Carolina (21/-)	H	W	93-87
D19 Texas (23/-)	A	L	67-85
D22 McNeese State (23/-)	H	W	97-63
D29 UNLV (-/20)	H	W	79-73
J6 Virginia	A	L	52-61
J10 Miami	H	L	59-68
J12 Florida State	A	W	77-72
J19 Maryland	H	W	62-52
J23 Georgia Tech	H	W	79-63
J26 NC State (-/18)	A	L	83-91
J29 Boston College	A	W	82-70
F2 Virginia Tech	H	W*	72-60
F5 Wake Forest	H	W	87-62
F9 Miami (-/8)	A	L	61-87
F13 Duke (-/2)	A	L	68-73
F16 Virginia	H	W	93-81
F19 Georgia Tech	A	W	70-58
F23 NC State	H	W	76-65
F28 Clemson	A	W	68-59
M3 Florida State	H	W	79-58
M6 Maryland	A	W	79-68
M9 Duke (-/3)	H	L	53-69

**ACC Tournament**

M15 Florida State	GBO	W	83-62
M16 Maryland	GBO	W	79-76
M17 Miami (-/9)	GBO	L	77-87

**NCAA South Regional**

M22 Villanova	KC	W	78-71
M24 Kansas (-/3)	KC	L	58-70

**2013-14**

Record: 24-10 (H: 15-3; A: 6-5; N: 3-2)

**ACC 13-5, T-3rd Place**  
**NCAA Second Round**  
Coach: Roy Williams

N8 Oakland (12/-)	H	W	84-61
<b>Hall of Fame Tipoff</b>			
N15 Holy Cross (12/-)	H	W	62-54
N17 Belmont (12/-)	H	L	80-83
N23 Richmond (24/-)	UNCAS	W	82-72
N24 Louisville (24/3)	UNCAS	W	93-84
D1 UAB (16/-)	A	L	59-63

**ACC-Big Ten Challenge**

D4 Michigan State (-/1)	A	W	79-65
D7 UNCG (-/)	H	W	81-50
D14 Kentucky (18/11)	H	W	82-77
D18 Texas (14/-)	H	L	83-86
D21 Davidson (14/-)	H	W*	97-85
D27 N. Kentucky (19/-)	H	W	75-60
D31 UNC Wilmington (19/-)	H	W	84-51
J5 Wake Forest (19/-)	A	L	67-73
J8 Miami (-/)	H	L	57-63
J11 Syracuse (-/2)	A	L	45-57
J18 Boston College (-/)	H	W	82-71
J20 Virginia (-/)	A	L	61-76
J26 Clemson (-/)	H	W	80-61
J29 Georgia Tech (-/)	A	W	78-65
F1 NC State (-/)	H	W	84-70
F4 Maryland (-/)	H	W	75-63
F8 Notre Dame (-/)	A	W	73-62
F15 Pittsburgh (-/25)	H	W	75-71
F17 Florida State (-/)	A	W	81-75
F20 Duke (-/5)	H	W	74-66
F22 Wake Forest (-/)	H	W	105-72
F26 NC State (19/-)	A	W*	85-84
M1 Virginia Tech (19/-)	A	W	60-56
M3 Notre Dame (14/-)	H	W	63-61
M8 Duke (14/4)	A	L	81-93

**ACC Tournament**

M14 Pittsburgh (15/-)	GBO	L	75-80
-----------------------	-----	---	-------

**NCAA Tournament**

M21 Providence (19/-)	SA	W	79-77
M23 Iowa State (19/9)	SA	L	83-85

**2014-15**

Record: 26-12 (H: 10-5; A: 8-4; N: 8-3)

**ACC 11-7, 5th Place**  
**NCAA Final 16**  
Coach: Roy Williams

N14 NC Central (6/-)	H	W	76-60
----------------------	---	---	-------

**Battle 4 Atlantis**

N16 Robert Morris (6/-)	H	W	103-59
N22 Davidson (6/-)	A	W	90-72

**Battle 4 Atlantis**

N26 Butler (5/-)	BAH	L	66-74
N27 UCLA (5/22)	BAH	W	78-56
N28 Florida (5/18)	BAH	W	75-64

**ACC-Big Ten Challenge**

D3 Iowa (12/-)	H	L	55-60
D7 East Carolina (12/-)	H	W	108-64
D13 Kentucky (21/1)	A	L	70-84
D16 UNCG (24/-)	A	W	79-56

**CBS Sports Classic**

D20 Ohio State (24/12)	CHI	W	82-74
D27 UAB (20/-)	H	W	89-58

D30 William and Mary (-19/-)	H	W	86-64
D37 Clemson (19/-)	A	W	74-50
J5 Notre Dame (18/13)	H	L	70-71
J10 Louisville (18/5)	H	W	72-71
J14 NC State (15/-)	A	W	81-79
J18 Virginia Tech (15/-)	H	W	68-53
J21 Wake Forest (15/-)	A	W	87-71
J24 Florida State (15/-)	H	W	78-74
J26 Syracuse (13/-)	H	W	93-83
J31 Louisville (13/10)	A	L*	68-78
F2 Virginia (12/3)	H	L	64-75
F7 Boston College (12/-)	A	W	79-68
F14 Pitt (12/-)	A	L	76-89
F18 Duke (15/4)	A	L*	90-92
F21 Georgia Tech (15/-)	H	W	89-60
F24 NC State (15/-)	H	L	46-58
F28 Miami (15/-)	A	W	73-64
M3 Georgia Tech (19/-)	A	W	81-49
M7 Duke (19/3)	H	L	77-84

**ACC Tournament**

M11 Boston College (19/-)	GBO	W	81-63
M12 Louisville (19/14)	GBO	W	70-60
M13 Virginia (19/3)	GBO	W	71-67
M14 Notre Dame (19/11)	GBO	L	82-90

**NCAA Tournament**

M19 Harvard (15/-)	JAX	W	67-65
M21 Arkansas (15/21)	JAX	W	87-78

**NCAA West Regional**

M26 Wisconsin (15/3)	LA	L	72-79
----------------------	----	---	-------

**2015-16**

Record: 33-7 (H: 15-1; A: 6-5; N: 12-1)

**ACC 14-4, 1st Place**  
**NCAA Finalist, ACC Champion**  
Coach: Roy Williams

N13 Temple (1/-)	ANN	W	91-67
<b>CBE Hall of Fame Classic</b>			
N15 Fairfield (1/-)	H	W	92-65
N18 Wofford (1/-)	H	W	78-58
N21 Northern Iowa (1/-)	A	L	67-71
<b>CBE Hall of Fame Classic</b>			
N23 Northwestern (9/-)	KC	W	80-69
N24 Kansas State (9/-)	KC	W	80-70

**ACC-Big Ten Challenge**

D1 Maryland (9/2)	H	W	89-81
-------------------	---	---	-------

D6 Davidson (9/-)	H	W	98-65
D12 Texas (3/-)	A	L	82-84
D16 Tulane (11/-)	H	W	96-72

**CBS Sports Classic**

D19 UCLA (11/22)	BKLN	W	89-76
D21 Appalachian St. (11/-)	H	W	94-70
D28 UNCG (7/-)	H	W	96-63
D30 Clemson (7/-)	H	W	80-69
J2 Georgia Tech (7/-)	H	W	86-78
J4 Florida State (6/-)	A	W	106-90
J9 Syracuse (6/-)	A	W	84-73
J16 NC State (5/-)	H	W	67-55
J20 Wake Forest (2/-)	H	W	83-68
J24 Virginia Tech (2/-)	A	W	75-70
J30 Boston College (2/-)	H	W	89-62
F1 Louisville (2/19)	A	L	65-71
F6 Notre Dame (2/-)	A	L	76-80
F9 Boston College (9/-)	A	W	68-65
F14 Pitt (9/-)	H	W	85-64
F17 Duke (5/20)	H	L	73-74
F20 Miami (5/11)	H	W	96-71
F24 NC State (7/-)	A	W	80-68
F27 Virginia (7/3)	A	L	74-79
F29 Syracuse (8/-)	H	W	75-70
M5 Duke (8/17)	A	W	76-72

**ACC Tournament**

M10 Pitt (7/-)	DC	W	88-71
M11 Notre Dame (7/-)	DC	W	78-47
M12 Virginia (7/4)	DC	W	61-57

**NCAA Tournament**

M17 Fla. Gulf Coast (3/-)	RAL	W	83-67
M19 Providence (3/-)	RAL	W	85-66

**NCAA East Regional**

M25 Indiana (3/14)	PHI	W	101-86
M27 Notre Dame (3/-)	PHI	W	88-74

**NCAA Final Four**

A2 Syracuse (3/-)	HOU	W	83-66
A4 Villanova (3/6)	HOU	L	74-77

**2016-17**

Record: 33-7 (H: 16-0; A: 7-5; N: 10-2)

**ACC 14-4, 1st Place**  
**NCAA Champion**  
Coach: Roy Williams

N11 at Tulane (7/-)	A	W	95-75
---------------------	---	---	-------

**Maui Jim Maui Invitational**

N13 Chattanooga (7/-)	H	W	97-57
N15 Long Beach St. (5/-)	H	W	93-67
N18 Hawai'i (5/-)	A	W	83-68

**Maui Jim Maui Invitational**

N21 Chaminade (4/-)	MAUI	W	104-61
N22 Oklahoma State (4/-)	MAUI	W	107-75
N23 Wisconsin (4/16)	MAUI	W	71-56

**ACC-Big Ten Challenge**

N30 Indiana (3/13)	A	L	67-76
D4 Radford (3/-)	H	W	95-50
D7 Davidson (7/-)	H	W	83-74
D11 Tennessee (7/-)	H	W	73-71

**CBS Sports Classic**

D17 Kentucky (7/6)	LV	L	100-103
D21 Northern Iowa (8/-)	H	W	85-42
D28 Monmouth (9/-)	H	W	102-74
D31 Georgia Tech (9/-)	A	L	63-75
J3 Clemson (14/-)	A	W*	89-86
J8 NC State (11/-)	H	W	107-56
J11 Wake Forest (11/-)	A	W	93-87
J14 Florida State (11/9)	H	W	96-83
J16 Syracuse (9/-)	H	W	85-68
J21 Boston College (9/-)	A	W	90-82
J26 Virginia Tech (9/-)	H	W	91-72
J28 Miami (9/-)	A	L	62-77
J31 Pitt (12/-)	H	W	80-78
F5 Notre Dame (12/20)	H	W	83-76
F9 Duke (8/18)	A	L	78-86
F15 NC State (10/-)	A	W	97-73
F18 Virginia (10/14)	H	W	65-41
F22 Louisville (8/6)	H	W	74-63
F25 Pitt (8/-)	A	L	85-67
F27 Virginia (5/23)	A	L	43-53
M4 Duke (5/17)	H	W	90-83

**ACC Tournament**

M9 Miami (6/-)	BKLN	W	78-53
M10 Duke (6/14)	BKLN	L	83-93

**NCAA Tournament**

M17 Texas Southern (5/-)	GRV	W	103-64
M19 Arkansas (5/-)	GRV	W	72-65

**NCAA South Regional**

M24 Butler (5/21)	MEM	W	92-80
-------------------	-----	---	-------

**CAROLINA IN THE AP POLL**



Hugh Morton

The 1981-82 team spent 11 weeks at No. 1, topping the preseason and final polls and winning the NCAA championship.



Bob Dorman

The Tar Heels started the 2008-09 season at No. 1 and won the NCAA championship.

**CAROLINA AND THE AP POLL**

- ◆ Since the inception of the Associated Press poll (prior to the 1948-49 season), Carolina has been ranked in the AP poll 916 times, more than any school in the nation.
- ◆ Carolina has been ranked in the Top 10 of the AP poll 681 times, most in ACC history and second-most all-time behind Kentucky. Carolina has been ranked in the Top 5 434 times, also second-most behind only Kentucky.
- ◆ The Tar Heels have been ranked in the top 10 in the AP poll in 56 of the poll's 71 seasons.
- ◆ Carolina has finished in the Top 10 of the AP poll 38 times, including 27 of the last 39 years.

**THE TAR HEELS AND THE NO. 1 RANKING IN THE AP POLL**

- ◆ The Tar Heels have been ranked No. 1 in the AP poll 111 times. That is fourth-most behind Duke (134), UCLA (134) and Kentucky (124). Carolina is 188-31 as the No. 1 team in the AP poll.
- ◆ Carolina has been ranked No. 1 in the final AP poll six times — in 1957, 1982, 1984, 1994, 1998 and 2008.
- ◆ Carolina has been ranked No.1 in the preseason AP poll nine times, more than any school. Duke is second with seven and Kentucky is third with five pre-season No. 1s. UNC was No. 1 in the pre-season AP poll in 1977-78, 1981-82, 1983-84, 1986-87, 1993-94, 2007-08, 2008-09, 2011-12 and 2015-16.
- ◆ Four times the Tar Heels were ranked No. 1 in the preseason and finished the season ranked No. 1 – in 1981-82, 1983-84, 1993-94 and 2007-08. UNC finished No. 2 two times, No. 4 once and No. 16 in 1977-78.
- ◆ UNC was ranked No. 1 for three weeks in 2016, marking the 20th season in which the Tar Heels have reached the No. 1 spot in at least one AP poll. The AP has ranked Carolina No. 1 in the following seasons: 1957 (for eight weeks), 1958 (2), 1959 (1), 1978 (1), 1982 (11), 1983 (2), 1984 (16), 1986 (13), 1987 (3), 1988 (1), 1993 (2), 1994 (5), 1995 (6), 1998 (8), 2001 (2), 2007 (1), 2008 (14), 2009 (9), 2012 (3) and 2016 (3).
- ◆ Williams has a 50-7 record as head coach at Carolina in 30 weeks as the No. 1 team in the AP poll.
- ◆ Carolina has defeated the No. 1 team in the AP poll 14 times, most in NCAA history.

**CAROLINA IN THE AP POLL**

Total Polls Ranked	916
Current Streak of Weeks in AP Poll	100
Top-10 Rankings	681
Top-5 Rankings	434
Weeks at No. 1	111
Longest Streak of Weeks Ranked	172
Seasons Ranked	62 of 71
Seasons With Top-10 Rankings	56 of 71
Seasons in Final Top 10	38 of 71

**CAROLINA AS NO. 1 IN THE ASSOCIATED PRESS POLL**

Season	Weeks as No. 1	Record as No. 1
1956-57	8	17-0
1957-58	2	5-1
1958-59	1	1-1
1977-78	1	1-0
1981-82	11	22-1
1982-83	2	4-1
1983-84	16	26-3
1985-86	13	24-3
1986-87	3	5-2
1987-88	1	1-1
1992-93	2	4-1
1993-94	5	6-4
1994-95	6	7-2
1997-98	8	13-3
2000-01	2	2-1
2006-07	1	1-1
2007-08	14	27-2
2008-09	9	14-2
2011-12	3	5-1
2015-16	3	3-1
<b>Total:</b>	<b>111</b>	<b>188-31</b>

**NCAA-RECORD 14 WINS OVER NO. 1-RANKED FOES**

Date	No. 1 Team	Site	Score
1/14/59	NC State	A	W, 72-68
1/12/80	Duke	A	W, 82-67
11/21/87	Syracuse	SPR	W, 96-93 OT
1/18/89	Duke	A	W, 91-71
3/17/90 <sup>A</sup>	Oklahoma	AUS	W, 79-77
2/5/92	Duke	H	W, 75-73
2/3/94	Duke	H	W, 89-78
2/5/98	Duke	H	W, 97-73
3/8/98*	Duke	GBO	W, 83-68
1/17/04	Connecticut	H	W, 86-83
4/4/05 <sup>A</sup>	Illinois	STL	W, 75-70
3/4/06	Duke	A	W, 83-76
12/4/13	Michigan State	A	W, 79-65
2/20/19	Duke	A	W, 88-72

**NO. 1 VS. NO. 2**

Carolina has played in seven games involving the No. 1 vs. the No. 2 teams in the AP poll, going 7-0 in those games

Date	Result
3/23/57	No. 1 UNC 54, No. 2 Kansas 53 (3 OT)
12/26/81	No. 1 UNC 82, No. 2 Kentucky 69
1/9/82	No. 1 UNC 65, No. 2 Virginia 60
2/4/86	No. 1 UNC 78, No. 2 Ga. Tech 77 (OT)
2/3/94	No. 2 UNC 89, No. 1 Duke 78
2/5/98	No. 2 UNC 97, No. 1 Duke, 73
4/4/05	No. 2 UNC 75, No. 1 Illinois 70

**2018-19 STATISTICS & RESULTS**

**Overall Record: 29-7 • ACC: 16-2**  
**Home: 14-2 • Away: 11-1 • Neutral: 4-4**  
**ACC Regular Season Co-Champion • NCAA Sweet 16**



**CAMERON JOHNSON**

Peyton Williams



**COBY WHITE**

Jack Morton

DATE	OPPONENT	RESULT	UNC POINTS	UNC REBOUNDS	UNC ASSISTS
Nov. 6	at Wofford	W, 78-67	Maye 24	Johnson 8	Williams 5
Nov. 9	at Elon	W, 116-67	Johnson, Little 21	Maye 10	Black, Woods 5
Nov. 12	Stanford	W, 90-72	Johnson 17	Brooks, Maye 8	Three with 4
Nov. 16	Tennessee Tech-1	W, 108-58	Maye 15	Maye 8	Woods 8
Nov. 19	Saint Francis-1	W, 101-76	Johnson 20	Maye 10	Williams 9
Nov. 22	vs. Texas-2	L, 89-92	White 33	Maye 9	Williams 5
Nov. 23	vs. UCLA-2	W, 94-78	White 19	Maye 8	White 8
Nov. 28	at Michigan-3	L, 67-84	White 12	Maye 15	White 4
Dec. 5	UNCW	W, 97-69	Johnson 21	Manley 10	Williams 8
Dec. 15	Gonzaga	W, 103-90	Johnson 25	Maye 16	White 6
Dec. 22	vs. Kentucky-4	L, 72-80	Johnson 17	Brooks 8	Williams 5
Dec. 29	Davidson	W, 82-60	Johnson 17	Maye 14	White 7
Jan. 2	Harvard	W, 77-57	Maye 14	Little, Maye 7	White 4
Jan. 5	at Pitt	W, 85-60	White 22	Maye 11	Brooks 5
Jan. 9	at NC State	W, 90-82	Maye 21	Johnson, Maye 11	Brooks, Johnson 5
Jan. 12	Louisville	L, 62-83	Williams 12	Maye 11	Maye 3
Jan. 15	Notre Dame	W, 75-69	White 17	Maye 10	Johnson 6
Jan. 19	at Miami	W, 85-76	Johnson 22	Maye 9	White 8
Jan. 21	Virginia Tech	W, 103-82	White 27	White 7	White 6
Jan. 29	at Georgia Tech	W, 77-54	Johnson 22	Brooks, Maye 9	White 8
Feb. 2	at Louisville	W, 79-69	Maye 20	Maye 11	White, Woods 4
Feb. 5	NC State	W, 113-96	Maye 31	Maye 12	Brooks 6
Feb. 9	Miami	W, 88-85 (OT)	White 33	Brooks, Maye, Little 6	White 6
Feb. 11	Virginia	L, 61-69	White 17	Maye 11	Williams 5
Feb. 16	at Wake Forest	W, 95-57	Johnson 27	Brooks, Maye 7	White 6
Feb. 20	at Duke	W, 88-72	Maye 30	Maye 15	Johnson, Williams 4
Feb. 23	Florida State	W, 77-59	Johnson, Little 18	Maye 11	White 4
Feb. 26	Syracuse	W, 93-85	White 34	Maye 12	Maye 6
March 1	at Clemson	W, 81-79	White 28	Maye 10	White 5
March 5	at Boston College	W, 79-66	Johnson 22	Maye 20	Johnson, Maye 5
March 9	Duke	W, 79-70	White 21	Maye 16	Maye 7
March 14	vs. Louisville-5	W, 83-70	Maye, White 19	Maye 9	White 6
March 15	vs. Duke-5	L, 73-74	Johnson 23	Maye 13	White 4
March 22	vs. Iona-6	W, 88-73	Johnson 21	Maye 9	Johnson, White 4
March 24	vs. Washington-6	W, 81-59	Little, Maye 20	Maye 14	Johnson 7
March 29	vs. Auburn-7	L, 80-97	Johnson, White 15	Maye 7	White 4

- 1-Las Vegas Invitational, Chapel Hill
- 2-Las Vegas Invitational, Las Vegas, Nev.
- 3-ACC/Big Ten Challenge, Ann Arbor, Mich.
- 4-CBS Sports Classic, Chicago, Ill.

- 5-ACC Tournament, Charlotte, N.C.
- 6-NCAA Invitational, Columbus, Ohio
- 7-NCAA Tournament, Kansas City, Mo.

**2018-19 CAROLINA STATISTICS**

Player	GP-GS	MIN	AVG	FG	FG%	3FG	3FG%	FT	FT%	OFF	DEF	REB	AVG	PF	A	TO	BL	ST	PTS	AVG
Johnson	36-36	1078	29.9	211-417	.506	96-210	.457	90-110	.818	65	142	207	5.8	53	86	54	10	43	608	16.9
White	35-35	999	28.5	188-445	.422	82-232	.353	104-130	.800	123	112	124	3.5	68	143	93	11	38	562	16.1
Maye	36-36	1112	30.9	198-460	.430	36-125	.288	103-133	.774	92	285	377	10.5	93	84	71	20	23	535	14.9
Little	36-0	654	18.2	131-273	.480	14-52	.269	77-100	.770	58	109	167	4.6	59	24	48	19	19	353	9.8
Williams	36-36	1080	30.0	107-268	.399	43-146	.295	51-64	.797	40	99	139	3.9	64	126	59	11	34	308	8.6
Brooks	36-36	829	23.0	116-202	.574	0-0	—	53-83	.639	82	120	202	5.6	104	45	30	18	20	285	7.9
Manley	18-0	149	8.3	26-45	.578	0-0	—	11-20	.550	14	39	53	2.9	25	4	12	8	4	63	3.5
Robinson	35-0	414	11.8	42-85	.494	23-50	.460	12-19	.632	16	40	56	1.6	48	48	17	5	13	119	3.4
Black	23-0	237	10.3	23-49	.469	5-12	.417	6-7	.857	10	39	49	2.1	27	27	15	4	14	57	2.5
Woods	34-1	366	10.8	31-74	.419	4-10	.400	18-28	.643	4	29	33	1.0	39	72	51	4	30	84	2.5
Huffman	27-0	67	2.5	13-22	.591	0-0	—	5-12	.417	11	13	24	0.9	8	2	1	3	2	31	1.1
Platek	32-0	115	3.6	14-30	.467	5-15	.333	2-4	.500	4	5	9	0.3	15	7	5	3	6	35	1.1
Smith	22-0	40	1.8	7-15	.467	3-7	.429	4-5	.800	1	2	3	0.1	3	7	3	1	0	21	1.0
Miller	19-0	30	1.6	7-12	.583	0-0	—	2-5	.400	1	6	7	0.4	1	1	1	1	1	16	0.8
Ellis	19-0	28	1.5	4-6	.667	1-1	1.000	1-3	.333	2	0	2	0.1	1	1	1	2	3	10	0.5
Rush	19-0	27	1.4	0-7	.000	0-2	.000	2-5	.400	3	3	6	0.3	3	1	4	0	2	2	0.1
Team										65	54	119							6	
UNC	36	7225		1118-2410	.464	312-862	.362	541-728	.743	480	1097	1577	43.8	611	678	471	120	252	3089	85.8
Opponents	36	7225		935-2248	.416	330-985	.335	434-639	.679	324	880	1204	33.4	630	507	501	170	242	2636	73.2

## 2018-19 TEAM STATISTICS (GAME-BY-GAME)

	PTS	FG	FG%	1st	2nd	3FG	3FG%	FT	FT%	O-D-REB	PF	A	TO	B	ST
Carolina, W	78	29-59	.492	.424	.577	9-22	.409	11-15	.733	10-25-35	13	21	15	2	5
at Wofford	67	24-63	.343	.343	.429	9-35	.257	10-11	.909	9-18-27	15	8	9	2	5
<b>Carolina, W</b>	<b>116</b>	<b>45-87</b>	<b>.517</b>	<b>.543</b>	<b>.488</b>	<b>7-24</b>	<b>.292</b>	<b>19-27</b>	<b>.704</b>	<b>24-36-60</b>	<b>22</b>	<b>18</b>	<b>11</b>	<b>5</b>	<b>12</b>
<b>at Elon</b>	67	21-59	.356	.571	.161	7-29	.241	18-28	.643	10-21-31	25	12	19	3	2
Carolina, W	90	35-71	.493	.600	.389	6-13	.462	14-21	.667	13-32-45	18	19	12	5	7
Stanford	72	27-67	.403	.355	.444	7-22	.318	11-15	.733	11-24-35	18	17	15	5	8
<b>Carolina, W</b>	<b>108</b>	<b>41-74</b>	<b>.554</b>	<b>.556</b>	<b>.553</b>	<b>5-23</b>	<b>.217</b>	<b>21-26</b>	<b>.808</b>	<b>18-36-54</b>	<b>15</b>	<b>29</b>	<b>13</b>	<b>8</b>	<b>16</b>
<b>Tennessee Tech</b>	58	23-64	.359	.333	.382	4-25	.160	8-13	.615	9-15-24	18	9	22	3	9
Carolina, W	101	34-65	.523	.514	.536	10-25	.400	23-27	.852	11-35-46	20	24	18	5	8
Saint Francis	76	23-67	.343	.273	.412	10-29	.345	20-27	.741	13-24-37	23	8	17	4	13
<b>Carolina, L</b>	<b>89</b>	<b>31-70</b>	<b>.443</b>	<b>.471</b>	<b>.417</b>	<b>11-29</b>	<b>.379</b>	<b>16-21</b>	<b>.762</b>	<b>15-26-41</b>	<b>23</b>	<b>13</b>	<b>17</b>	<b>2</b>	<b>4</b>
<b>vs. Texas</b>	92	31-59	.525	.457	.625	11-24	.458	19-29	.655	9-23-32	18	15	14	5	6
Carolina, W	94	31-64	.484	.441	.533	11-23	.478	21-28	.750	9-28-37	21	21	6	3	6
vs. UCLA	78	26-59	.441	.519	.375	10-22	.455	16-26	.615	12-25-37	23	15	13	5	4
<b>Carolina, L</b>	<b>67</b>	<b>26-66</b>	<b>.394</b>	<b>.483</b>	<b>.324</b>	<b>7-21</b>	<b>.333</b>	<b>8-13</b>	<b>.615</b>	<b>13-30-43</b>	<b>21</b>	<b>13</b>	<b>10</b>	<b>1</b>	<b>2</b>
<b>at Michigan</b>	84	31-54	.574	.556	.593	11-22	.500	11-23	.478	2-29-31	14	15	7	6	4
Carolina, W	97	37-75	.493	.514	.475	6-24	.250	17-28	.607	18-31-49	19	23	15	4	13
UNCW	69	22-62	.355	.387	.323	8-27	.296	15-21	.714	12-24-36	19	13	25	1	9
<b>Carolina, W</b>	<b>103</b>	<b>35-64</b>	<b>.547</b>	<b>.571</b>	<b>.517</b>	<b>13-25</b>	<b>.520</b>	<b>20-25</b>	<b>.800</b>	<b>14-28-42</b>	<b>18</b>	<b>18</b>	<b>23</b>	<b>2</b>	<b>6</b>
<b>Gonzaga</b>	90	32-63	.508	.452	.562	8-22	.364	18-23	.783	5-16-21	20	17	14	4	13
Carolina, L	72	27-63	.429	.412	.448	7-18	.389	11-16	.688	5-28-33	19	18	18	3	8
vs. Kentucky	80	28-65	.431	.400	.467	9-26	.682	15-22	.682	12-32-44	18	24	18	8	12
<b>Carolina, W</b>	<b>82</b>	<b>26-59</b>	<b>.441</b>	<b>.467</b>	<b>.414</b>	<b>8-23</b>	<b>.348</b>	<b>22-27</b>	<b>.815</b>	<b>9-40-49</b>	<b>12</b>	<b>20</b>	<b>14</b>	<b>5</b>	<b>4</b>
<b>Davidson</b>	60	20-67	.299	.267	.324	10-38	.263	10-11	.909	8-25-33	18	14	13	3	4
Carolina, W	77	26-62	.419	.472	.346	6-21	.286	19-22	.864	8-30-38	13	15	11	3	12
Harvard	57	21-54	.389	.455	.344	8-24	.333	7-13	.538	5-29-34	16	15	22	8	4
<b>Carolina, W</b>	<b>85</b>	<b>32-74</b>	<b>.432</b>	<b>.429</b>	<b>.436</b>	<b>10-24</b>	<b>.417</b>	<b>11-17</b>	<b>.647</b>	<b>17-34-51</b>	<b>24</b>	<b>24</b>	<b>11</b>	<b>7</b>	<b>8</b>
<b>at Pittsburgh</b>	60	19-62	.306	.207	.394	2-19	.105	20-32	.625	16-30-46	19	7	15	7	7
Carolina, W	90	29-64	.453	.474	.423	10-25	.400	22-26	.846	14-37-51	20	20	23	5	4
at NC State	82	31-73	.425	.432	.417	8-28	.286	12-17	.706	10-23-33	21	17	13	8	12
<b>Carolina, L</b>	<b>62</b>	<b>20-58</b>	<b>.345</b>	<b>.375</b>	<b>.308</b>	<b>3-22</b>	<b>.136</b>	<b>19-27</b>	<b>.704</b>	<b>13-18-31</b>	<b>21</b>	<b>13</b>	<b>14</b>	<b>3</b>	<b>9</b>
<b>Louisville</b>	83	28-54	.519	.545	.476	11-26	.423	16-26	.615	10-30-40	20	17	14	1	8
Carolina, W	75	27-68	.397	.371	.424	9-21	.429	12-20	.600	16-31-47	15	15	11	2	6
Notre Dame	69	25-61	.410	.448	.375	10-28	.357	9-14	.643	7-29-36	16	13	11	8	2
<b>Carolina, W</b>	<b>85</b>	<b>33-60</b>	<b>.550</b>	<b>.500</b>	<b>.600</b>	<b>9-20</b>	<b>.450</b>	<b>10-14</b>	<b>.714</b>	<b>13-25-38</b>	<b>19</b>	<b>26</b>	<b>15</b>	<b>1</b>	<b>7</b>
<b>at Miami</b>	76	27-55	.491	.414	.577	9-21	.429	13-18	.722	6-17-23	15	13	11	2	7
Carolina, W	103	36-67	.537	.471	.606	16-34	.471	15-17	.882	10-25-35	13	25	13	2	9
Virginia Tech	82	27-61	.443	.458	.432	13-28	.464	15-16	.938	10-22-32	18	21	16	1	8
<b>Carolina, W</b>	<b>77</b>	<b>29-61</b>	<b>.475</b>	<b>.414</b>	<b>.531</b>	<b>13-27</b>	<b>.481</b>	<b>6-11</b>	<b>.545</b>	<b>7-32-39</b>	<b>13</b>	<b>21</b>	<b>15</b>	<b>2</b>	<b>10</b>
<b>at Georgia Tech</b>	54	21-60	.350	.313	.393	2-16	.125	10-13	.769	6-28-34	12	15	16	7	8
Carolina, W	79	29-69	.420	.486	.353	6-24	.250	15-19	.789	18-31-49	15	16	10	3	7
at Louisville	69	26-62	.419	.355	.484	10-29	.345	7-9	.778	7-25-32	16	14	11	3	4
<b>Carolina, W</b>	<b>113</b>	<b>37-66</b>	<b>.561</b>	<b>.528</b>	<b>.600</b>	<b>8-21</b>	<b>.381</b>	<b>31-37</b>	<b>.838</b>	<b>14-27-41</b>	<b>23</b>	<b>26</b>	<b>17</b>	<b>7</b>	<b>7</b>
<b>NC State</b>	96	37-74	.500	.500	.500	7-17	.412	15-24	.625	14-13-27	28	17	11	6	9
Carolina, W (ot)	88	31-66	.470	.364	.640	13-26	.500	13-17	.765	6-26-32	13	15	10	4	9
Miami	85	32-68	.471	.375	.567	14-31	.452	7-7	1.000	9-30-39	16	14	16	3	6
<b>Carolina, L</b>	<b>61</b>	<b>23-65</b>	<b>.354</b>	<b>.355</b>	<b>.353</b>	<b>9-30</b>	<b>.300</b>	<b>6-7</b>	<b>.857</b>	<b>16-22-38</b>	<b>14</b>	<b>17</b>	<b>8</b>	<b>3</b>	<b>2</b>
<b>Virginia</b>	69	24-45	.533	.565	.500	11-20	.550	10-18	.556	3-24-27	11	16	10	6	5
Carolina, W	95	38-61	.623	.741	.529	16-25	.640	3-11	.273	9-30-39	19	21	15	6	13
at Wake Forest	57	22-67	.328	.206	.455	4-23	.174	9-13	.692	18-18-36	9	8	20	4	2
<b>Carolina, W</b>	<b>88</b>	<b>38-75</b>	<b>.507</b>	<b>.450</b>	<b>.571</b>	<b>2-20</b>	<b>.100</b>	<b>10-14</b>	<b>.714</b>	<b>10-36-46</b>	<b>15</b>	<b>21</b>	<b>16</b>	<b>2</b>	<b>10</b>
<b>at Duke</b>	72	25-72	.347	.325	.375	8-39	.205	14-19	.737	13-28-41	17	9	20	8	11
Carolina, W	77	26-61	.426	.389	.480	7-20	.350	18-25	.720	13-34-47	15	11	10	3	3
Florida State	59	18-59	.305	.355	.250	10-31	.323	13-16	.812	6-26-32	18	13	10	8	6
<b>Carolina, W</b>	<b>93</b>	<b>25-62</b>	<b>.403</b>	<b>.370</b>	<b>.429</b>	<b>9-29</b>	<b>.310</b>	<b>34-37</b>	<b>.919</b>	<b>18-28-46</b>	<b>18</b>	<b>19</b>	<b>9</b>	<b>2</b>	<b>5</b>
<b>Syracuse</b>	85	29-60	.483	.529	.423	14-31	.452	13-23	.565	8-17-25	26	17	10	3	5
Carolina, W	81	26-63	.413	.353	.483	13-33	.394	16-24	.667	11-28-39	17	19	13	3	5
at Clemson	79	27-57	.474	.433	.519	8-22	.364	17-22	.773	5-31-36	20	15	11	4	9
<b>Carolina, W</b>	<b>79</b>	<b>32-76</b>	<b>.421</b>	<b>.475</b>	<b>.361</b>	<b>7-22</b>	<b>.318</b>	<b>8-13</b>	<b>.615</b>	<b>20-40-60</b>	<b>12</b>	<b>22</b>	<b>11</b>	<b>2</b>	<b>5</b>
<b>at Boston College</b>	66	24-70	.343	.243	.455	12-36	.333	6-10	.600	7-28-35	14	11	8	7	6
Carolina, W	79	30-74	.405	.432	.378	12-31	.387	7-13	.538	14-34-48	14	16	10	8	5
Duke	70	25-73	.342	.471	.231	8-32	.250	12-17	.706	16-32-48	12	15	12	7	5
<b>Carolina, W (ACC)</b>	<b>83</b>	<b>30-65</b>	<b>.462</b>	<b>.486</b>	<b>.429</b>	<b>7-20</b>	<b>.350</b>	<b>16-21</b>	<b>.762</b>	<b>9-35-44</b>	<b>17</b>	<b>16</b>	<b>9</b>	<b>4</b>	<b>5</b>
<b>vs. Louisville</b>	<b>70</b>	<b>27-66</b>	<b>.409</b>	<b>.394</b>	<b>.424</b>	<b>11-36</b>	<b>.306</b>	<b>5-8</b>	<b>.625</b>	<b>6-29-35</b>	<b>20</b>	<b>18</b>	<b>11</b>	<b>2</b>	<b>2</b>
Carolina, L	73	29-73	.397	.471	.333	4-27	.148	11-15	.733	16-28-44	15	13	8	0	5
vs. Duke	74	31-65	.477	.486	.464	5-20	.250	7-13	.538	10-29-39	16	15	12	6	6
<b>Carolina, W (NCAA)</b>	<b>88</b>	<b>35-75</b>	<b>.467</b>	<b>.325</b>	<b>.629</b>	<b>7-22</b>	<b>.318</b>	<b>11-15</b>	<b>.733</b>	<b>20-32-52</b>	<b>16</b>	<b>16</b>	<b>12</b>	<b>0</b>	<b>3</b>
<b>vs. Iona</b>	<b>73</b>	<b>22-55</b>	<b>.400</b>	<b>.467</b>	<b>.320</b>	<b>15-41</b>	<b>.366</b>	<b>14-15</b>	<b>.933</b>	<b>2-24-26</b>	<b>14</b>	<b>11</b>	<b>12</b>	<b>1</b>	<b>6</b>
Carolina, W	81	32-63	.508	.516	.500	9-21	.429	8-10	.800	15-33-48	13	18	15	1	5
vs. Washington	59	23-60	.383	.483	.290	9-29	.310	4-10	.400	8-16-24	10	8	12	5	7
<b>Carolina, L</b>	<b>80</b>	<b>28-65</b>	<b>.431</b>	<b>.438</b>	<b>.424</b>	<b>7-28</b>	<b>.250</b>	<b>17-22</b>	<b>.773</b>	<b>14</b>					

## 2018-19 HIGHS &amp; LOWS

<b>CAROLINA</b>	<b>High</b>	<b>Low</b>
Field Goals	45 at Elon	20 vs. Louisville (H)
Field Goal Attempts	87 at Elon	58 vs. Louisville (H)
FG Percentage	.623 at Wake Forest (38x61)	.345 vs. Louisville (H) (20x58)
FG Percentage in a Half	.741, 1st half at Wake Forest (20x27)	.308, 2nd half vs. Louisville (H) (8x26)
3-Point Field Goals	16 vs. Virginia Tech, at Wake Forest	2 at Duke
3-Point Attempts	34 vs. Virginia Tech	13 vs. Stanford
3-Point Percentage (min. 10 att.)	.640 at Wake Forest (16x25)	.100 at Duke (2x20)
Free Throws Made	34 vs. Syracuse	3 at Wake Forest
Free Throw Attempts	37 vs. NC State (H), vs. Syracuse	7 vs. Virginia
FT Pct. (min. 10 att.)	.919 vs. Syracuse (34x37)	.273 at Wake Forest (3x11)
Offensive Rebounds	24 at Elon	5 vs. Kentucky
Defensive Rebounds	40 vs. Davidson, at Boston College	18 vs. Louisville (H)
Total Rebounds	60 at Elon, at Boston College	31 vs. Louisville (H)
Rebound Margin	+30 vs. Tennessee Tech (54-24)	-11 vs. Kentucky (33-44)
Assists	29 vs. Tennessee Tech	11 vs. Florida State
Turnovers	23 vs. Gonzaga, at NC State	6 vs. UCLA
Blocked Shots	8 vs. Tennessee Tech, Duke (H)	0 vs. Duke (ACC), Iona
Steals	16 vs. Tennessee Tech	2 at Michigan, vs. Virginia
Points	116 at Elon	61 vs. Virginia
Points in a Half	63, 1st at Elon	28, 2nd vs. Louisville (H)
Scoring Margin	+50 vs. Tennessee Tech (108-58)	-21 vs. Louisville (H) (62-83)
<b>OPPONENTS</b>	<b>High</b>	<b>Low</b>
Field Goals	37 by NC State (H)	18 by Florida State
Field Goal Attempts	74 by NC State (H)	45 by Virginia
FG Percentage	.574 at Michigan (31x54)	.299 by Davidson (20x67)
FG Percentage in a Half	.643, 2nd by Auburn (18x28)	.161, 2nd at Elon (5x31)
3-Point Field Goals	17 by Auburn	2 at Pitt, at Georgia Tech
3-Point Attempts	41 by Iona	16 at Georgia Tech
3-Point Percentage (min. 10 attempts)	.550 by Virginia (11x20)	.105 at Pitt (2x19)
Free Throws Made	20 by Saint Francis, at Pitt	4 by Washington
Free Throw Attempts	32 at Pitt	7 by Miami (H)
FT Pct. (min. 10 att.)	.938 by Virginia Tech (15x16)	.400 by Washington (4x10)
Offensive Rebounds	18 at Wake Forest	2 at Michigan, by Iona
Defensive Rebounds	32 by Kentucky, Duke (H)	13 by NC State (H)
Total Rebounds	48 by Duke (H)	21 by Gonzaga
Assists	24 by Kentucky	7 at Pitt
Turnovers	25 by UNCW	7 at Michigan
Blocked Shots	8 by six teams (latest: Florida State)	1 four times (latest: by Iona)
Steals	13 by Saint Francis, Gonzaga	2 five times (latest: by Louisville, ACC)
Points	97 by Auburn	54 at Georgia Tech
Points in a Half	56, 2nd by NC State (H) 56, 2nd by Auburn	21, 1st half at Wake Forest
<b>INDIVIDUAL BESTS</b>	<b>NORTH CAROLINA</b>	<b>OPPONENTS</b>
Points	34 by Coby White vs. Syracuse	33 by R.J. Barrett at Duke
Field Goals	14 by Luke Maye at Duke	13 by Zion Williamson, Duke (ACC)
Field Goal Attempts	24 by Luke Maye at Duke	27 by R.J. Barrett, Duke (H)
Field Goal Percentage (min. 10 att.)	.800 by Cameron Johnson at Georgia Tech (8x10)	.800 by Kerwin Roach II, Texas (12x15)
3-Point Field Goals	7 by Coby White vs. Texas, Miami 7 by Cameron Johnson at Wake Forest	7 by Ky Bowman at Boston College 7 by Rickey McGill, Iona
3-Field Goal Attempts	11 by Coby White vs. Virginia Tech, Virginia, at Clemson	16 by Fletcher Magee at Wofford 16 by Ky Bowman at Boston College
3-Point Field Goal Pct (min. 5 made)	.750 by Cameron Johnson vs. Gonzaga (6x8), at Clemson (6x8)	.778 by Rickey McGill, Iona (7x9)
Free Throws Made	10 by Luke Maye vs. NC State (H) 10 by Coby White vs. Syracuse	11 by Tyus Battle, Syracuse
Free Throw Attempts	10 by Luke Maye vs. NC State (H) 10 by Coby White vs. Syracuse 10 by Garrison Brooks vs. Duke (H)	16 by Trey McGowens at Pitt
Free Throw Percentage (min. 5 made)	1.000 by Luke Maye vs. NC State (H) (10x10) 1.000 by Coby White vs. Syracuse (10x10)	1.000 by Kerry Blackshear, Virginia Tech (7x7)
Offensive Rebounds	6 by Luke Maye at Boston College, vs. Duke (ACC)	10 by Kerry Blackshear, Virginia Tech
Defensive Rebounds	14 by Luke Maye at Boston College	16 by John Mooney, Notre Dame
Total Rebounds	20 by Luke Maye at Boston College	19 by John Mooney, Notre Dame
Assists	9 by Kenny Williams vs. Saint Francis	11 by Ty Jerome, Virginia 11 by Jared Harper, Auburn
Turnovers	7 by Luke Maye at NC State	6 by Jr. Clay, Tennessee Tech 6 by Josh Perkins, Gonzaga 6 by Chris Lykes, Miami (H) 6 by Brandon Childress at Wake Forest
Blocked Shots	3 by Luke Maye at Wake Forest 3 by Coby White vs. Duke (H)	5 by Jon Teske at Michigan
Steals	4 by Seventh Woods vs. Saint Francis 4 by Coby White vs. Virginia Tech	8 by Ashton Hagans, Kentucky
Minutes Played	39 by Luke Maye vs. Miami (H) 39 by Kenny Williams vs. Duke (H), Duke (ACC)	41 by Chris Lykes, Miami (H)

## 2018-19 MISCELLANEOUS STATISTICS

**Games as Leading Scorer**

	Season/Career
Luke Maye	9/25
Cameron Johnson	15/18
Coby White	13/13
Kenny Williams	1/5
Nassir Little	3/3

**Games as Leading Rebounder**

	Season/Career
Luke Maye	32/59
Garrison Brooks	5/6
Cameron Johnson	2/4
Sterling Manley	1/3
Nassir Little	2/2
Kenny Williams	0/2
Coby White	1/1

**Games as Leading in Assists**

	Season/Career
Coby White	18/18
Kenny Williams	8/12
Cameron Johnson	6/10
Luke Maye	4/8
Seventh Woods	4/6
Garrison Brooks	3/3
Leaky Black	1/1
Brandon Robinson	0/1

**Double-Doubles**

	Season/Career
Luke Maye	15/33
Cameron Johnson (career includes one double-double at Pitt)	5/8
Kenny Williams	1/1
Sterling Manley	0/1

**Double-Figure Scoring Games**

	Season/Career
Cameron Johnson (career includes 24 times at Pitt)	34/77
Luke Maye	30/65
Kenny Williams	17/49
Coby White	28/28
Nassir Little	18/18
Garrison Brooks	12/17
Sterling Manley	2/6
Brandon Robinson	1/2
Andrew Platek	0/2
Seventh Woods	1/1

**30-Point Games**

Luke Maye	2/5
Coby White	3/3
Cameron Johnson	0/1

**20-Point Games**

	Season/Career
Luke Maye	8/21
Cameron Johnson (career includes five times at Pitt)	11/19
Coby White	8/8
Nassir Little	3/3
Kenny Williams	0/2
Garrison Brooks	1/1

**10-Rebound Games**

	Season/Career
Luke Maye	20/41
Cameron Johnson (career includes one at Pitt)	5/8
Sterling Manley	1/3
Garrison Brooks	1/1
Kenny Williams	1/1

**30 Point/15 Rebound Games**

Luke Maye	1/3
-----------	-----

**30 Point/10 Rebound Games**

Luke Maye	2/5
-----------	-----

**20 Point/10 Rebound Games**

	Season/Career
Luke Maye	6/14
Cameron Johnson	1/1

**30 Point/5 Assist Games**

	Season/Career
Coby White	1/1

**Carolina's Largest Win:** 50 vs. Tennessee Tech (108-58)

**Carolina's Largest Loss:** 21 vs. Louisville (62-83)

**Carolina's Largest Lead in a Win:** 50 vs. Tennessee Tech (won 108-58)

**Carolina's Largest Lead in a Loss:** 13 vs. Texas (led 17-4, lost 89-92); vs. Duke in ACC Tournament (led 33-20, lost 73-74)

**Carolina's Largest Deficit:** 22 at Michigan (trailed by 22 several times, lost 67-84) and vs. Louisville (trailed by 22 several times, lost 62-83)

**Carolina's Largest Deficit Overcome to Win:** 11 vs. UCLA (trailed several times by 11, last time at 21-32 with 7:23 to play in the first half, won 94-78)

**Carolina's Largest Halftime Lead:** 28 at Wake Forest (led 49-21, won 95-57)

**Carolina's Largest Halftime Deficit:** 9 vs. Kentucky (trailed 31-40, lost 72-80) and vs. Louisville (trailed 34-43, lost 62-83)

**Carolina's Largest Halftime Deficit Overcome to Win:** 5 vs. UCLA (trailed 41-46, won 94-78) and Iona (trailed 33-38, won 88-73)

**CAROLINA'S RECORD IN 2018-19 WHEN:**

Cameron Johnson leads the team in scoring	12-3
Luke Maye leads the team in scoring	9-0
Coby White leads the team in scoring	9-4
Nassir Little leads the team in scoring	3-0
Kenny Williams leads the team in scoring	0-1
Five or more players score in double figures	11-0
Four players score in double figures	11-3
Three players score in double figures	6-3
Two players score in double figures	1-1
Garrison Brooks scores in double figures	10-2
Cameron Johnson does not score in double figures	1-1
Nassir Little scores in double figures	17-1
Luke Maye does not score in double figures	4-2
Kenny Williams scores in double figures	13-4
Coby White scores in double figures	23-5
Johnson, Maye and Williams score in double figures	11-2
Little and White score in double figures	15-1
Cameron Johnson makes multiple three-pointers	26-4
Cameron Johnson makes three or more three-pointers	16-0
Luke Maye makes multiple three-pointers	6-1
Kenny Williams makes multiple three-pointers	10-3
Coby White makes multiple three-pointers	16-2
Luke Maye has a double-double	13-2
Luke Maye has 10 or more rebounds	16-4
Coby White leads the team in assists	15-3
Coby White has four or more assists	18-3
Kenny Williams leads the team in assists	5-3
Kenny Williams has four or more assists	13-3
Seventh Woods leads the team assists	4-0