

CAROLINA

2017-18 TAR HEEL BASKETBALL



#1 THEO
PINSON
SR F/G

#2 JOEL
BERRY II
SR G



**#32 LUKE
MAYE
JR F**

**#24 KENNY
WILLIAMS
JR G**

**2017-18 SEASON
CONTENTS**

2017-18 SEASON

Contents	1
This is Carolina Basketball	2-3
2017 NCAA Champions	4-5
2017-18 Roster	6
2017-18 Photo Roster	7
2017-18 Schedule	8
2017-18 Outlook	9
Media Information	10

MEET THE TAR HEELS

Joel Berry II	11-14
Theo Pinson	15-18
Aaron Rohlfman	19
Cameron Johnson	20-22
Luke Maye	23-25
Kenny Williams	26-27
Brandon Robinson	28-29
Shea Rush	30
Seventh Woods	31-32
K.J. Smith	33
Garrison Brooks	34
Jalek Felton	35
Brandon Huffman	36
Sterling Manley	37
Walker Miller	38
Andrew Platek	39

COACHES & STAFF

Roy Williams	40-51
Steve Robinson	52
Hubert Davis	53
Brad Frederick	54
Sean May	55
Jonas Sahratian, Eric Hoots, Doug Halverson	56
Jenn Townsend, Support Staff	57

THIS IS CAROLINA BASKETBALL

Academic Excellence	58-59
Carolina: The First State University	60-61
The Rams Club	62-63
Carolina Family	64-65
The Carolina Way	66-67
Why Carolina?	68-69
Chancellor Carol Folt	70
Athletic Director Bubba Cunningham	70
Carolina in the Community	71
National Exposure	72-73
Sports Illustrated Covers	74
Tar Heels in Broadcasting	75
Smith Center Renovations	76-77
Smith Center Home Court Advantage	78-79
Top-Notch Training Facilities	80-81
The Dean E. Smith Center	82
Smith Center Records	83
Late Night With Roy	84
Carolina Basketball Museum	85

HISTORY

Carolina Basketball by the Numbers	86-88
Olympians	89
Hall of Famers	90-91
National Players of the Year	92-93
Retired Jerseys	94-97
Jerseys in the Rafters	98-101
Carolina Basketball Timeline	102-109
Dean Smith	110-111
NCAA Tournament Success	112-113
20 Final Fours	114-115
1957 NCAA Champions	116-117
1982 NCAA Champions	118-119
1993 NCAA Champions	120-121
2005 NCAA Champions	122-123
2009 NCAA Champions	124-125
2017 NCAA Champions	126-127
NCAA Tournament History	128-130
NCAA Tournament Results	131-133
NCAA Tournament Team Records	134
NCAA Tournament Individual Records	135
ACC Tournament History	136-139
Fantastic Finishes	140-143
NBA Legacy	144-145
Tar Heels in the NBA	146-147
Harrison Barnes	148
Tony Bradley	149
Reggie Bullock	150
Vince Carter	151
Ed Davis	152
Wayne Ellington	153
Raymond Felton	154
Danny Green	155
John Henson	156
Justin Jackson	157
Brice Johnson	158
James Michael McAdoo	159
Marcus Paige	160
Marvin Williams	161
Brandan Wright	162
Tyler Zeller	163
NBA Draft Powerhouse	164-165
NBA Award Winners	166-167
All-Time NBA/Pro Roster	168-169

RECORD BOOK

Team Records: Single Game	170-171
Team Records: Season	172
Scoring Records	173-176
Field Goal Records	177
Three-Point Field Goal Records	178
Free Throw Records	179
Rebounding Records	180
Assist Records	181
Steal Records	182
Blocked Shot Records	183
Miscellaneous Records	184
Top Single-Game Performances	185

Yearly Statistical Leaders	186-187
Annual UNC Team Statistics	188
Annual Opponent Team Statistics	189
Award Winners	190-194
Stats for 1,000-Point Scorers	195
All-Time Roster	196-197
Jersey Numbers	198
Frank McGuire	199
Bill Guthridge	199
Coaching Records	199
Year-by-Year Records	200-201
Scores in the Roy Williams Era	202-203

2016-17 SEASON REVIEW

2017 NCAA Champions	204-205
2016-17 Statistics & Results	206
2016-17 Team Game-by-Game Statistics	207
2016-17 Highs & Lows	208



The 2017-18 University of North Carolina men's basketball yearbook was published by the UNC Athletic Communications office.

Copies may be purchased by sending a check for \$15 to: UNC Athletic Communications, P.O. Box 3760, Chapel Hill, NC, 27514

Editor: Matt Bowers

Editorial Assistance: Steve Kirschner, Joe Amati (NBA Entertainment), Milledge Armes, Jeffrey Camarati, Katy Dettmer, Davis Dupree, Jeff Friday, Dana Gelin, Kendall Harden, Matt Hodgkin and Joe Wedra.

Photography: Head shots by Jeffrey Camarati. Special thanks to J.D. Lyon Jr. Photos of NBA players courtesy of NBA Entertainment/Getty Images.

Covers: Designed by Dana Gelin (front, inside front & back). Inside back cover designed by Tony Tucker.

Cover Photos: *ERONT:* Jeffrey Camarati; *INSIDE ERONT:* Camarati (posed), Peyton Williams (Maye action), Jack Morton (Williams action); *INSIDE BACK:* Camarati (Berry), Williams (Williams) Getty Images (May), Bob Donnan (Ellington); *BACK:* Camarati (Final Four MOPs, ring, team with rings, bottom background image), J.D. Lyon Jr. (team with trophy, top background image), Donnan (Williams)

Printing: The Around Campus Group of Chapel Hill, N.C. Special thanks to Keri Efirid and Anna Bowland.

GOHEELS.COM



@UNC_Basketball

Peyton Williams






This is Carolina Basketball



Academic Excellence



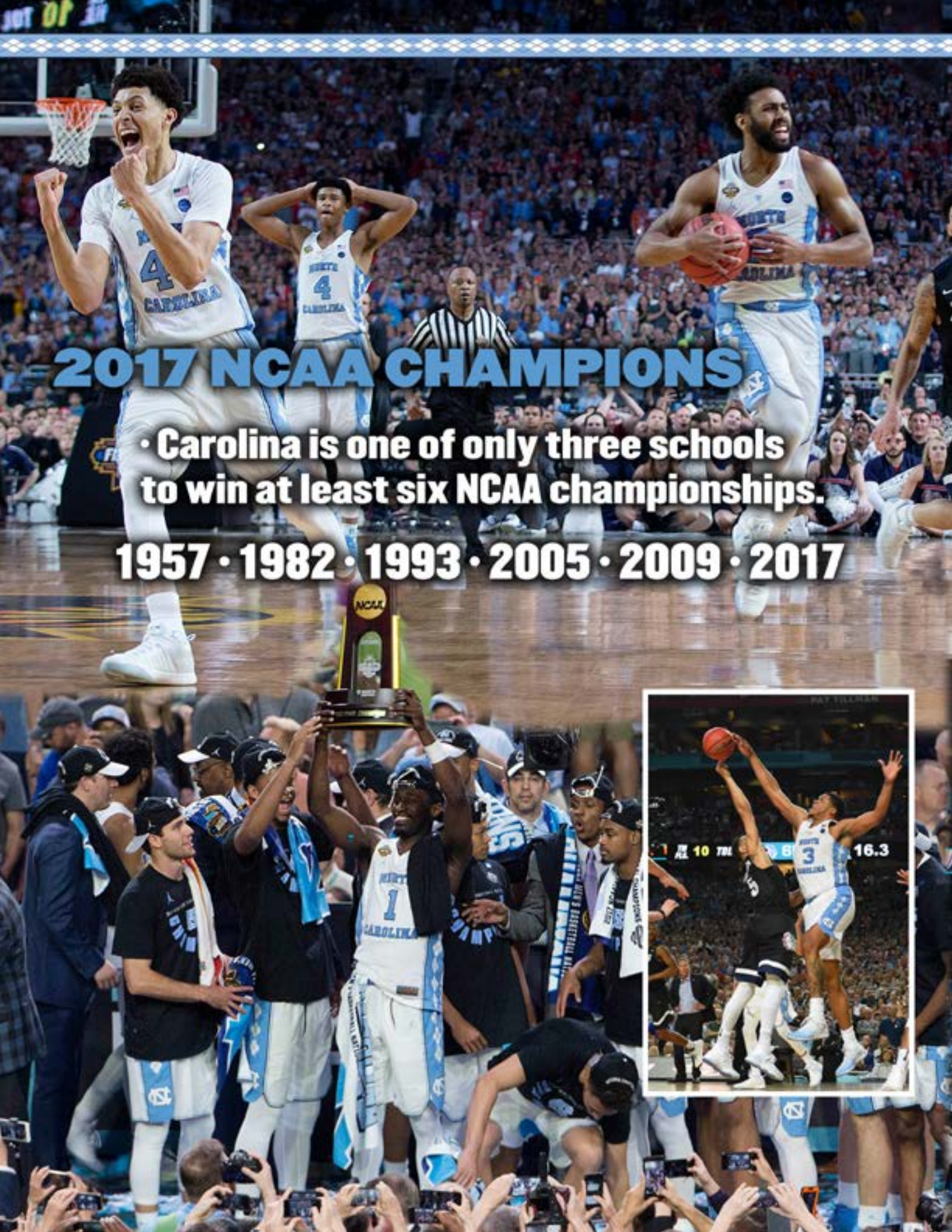
NBA Success



20 Final Fours







2017 NCAA CHAMPIONS

• Carolina is one of only three schools to win at least six NCAA championships.

1957 • 1982 • 1993 • 2005 • 2009 • 2017





NCAA® MEN'S BASKETBALL
2017 NATIONAL CHAMPIONS
NORTH CAROLINA



11.4

2017-18 ROSTER

ALPHABETICAL

No.	Player	Yr.	Pos.	Ht.	Wt.	Hometown	High School
2	Joel Berry II	Sr.	G	6-0	195	Apopka, Fla.	Lake Highland Prep (Orlando)
15	Garrison Brooks	Fr.	F	6-9	215	Lafayette, Ala.	Auburn (Auburn)
5	Jalek Felton	Fr.	G	6-3	190	West Columbia, S.C.	Gray Collegiate Academy (West Columbia)
42	Brandon Huffman	Fr.	F	6-10	250	Goldsboro, N.C.	Word of God Christian Academy (Raleigh, N.C.)
13	Cameron Johnson	Gr.#	G	6-8	210	Moon Township, Pa.	Our Lady of the Sacred Heart (Coraopolis)
21	Sterling Manley	Fr.	F	6-11	240	Reynoldsburg, Ohio	Pickerington Central (Pickerington)
32	Luke Maye	Jr.	F	6-8	240	Huntersville, N.C.	Hough (Cornelius)
22	Walker Miller	Fr.	F	6-10	220	Greensboro, N.C.	New Hampton Prep (N.H.)
3	Andrew Platek	Fr.	G	6-3	195	Guilderland, N.Y.	Northfield Mount Hermon School (Mass.)
1	Theo Pinson	Sr.	F/G	6-6	220	Greensboro, N.C.	Wesleyan Christian Academy (High Point)
4	Brandon Robinson	So.	G	6-5	170	Douglasville, Ga.	Douglas County
25	Aaron Rohlman	Sr.	F	6-6	210	Gastonia, N.C.	Hunter Huss
11	Shea Rush	So.	F	6-5	210	Fairway, Kan.	The Barstow School (Kansas City, Mo.)
30	K.J. Smith	So.^	G	6-2	180	Calabasas, Calif.	IMG Academy (Bradenton, Fla.)
24	Kenny Williams	Jr.	G	6-4	185	Midlothian, Va.	Bird (Chesterfield)
0	Seventh Woods	So.	G	6-1	185	Columbia, S.C.	Hammond School

NUMERICAL

No.	Player	Yr.	Pos.	Ht.	Wt.	Hometown	High School
0	Seventh Woods	So.	G	6-1	185	Columbia, S.C.	Hammond School
1	Theo Pinson	Sr.	F/G	6-6	220	Greensboro, N.C.	Wesleyan Christian Academy (High Point)
2	Joel Berry II	Sr.	G	6-0	195	Apopka, Fla.	Lake Highland Prep (Orlando)
3	Andrew Platek	Fr.	G	6-3	195	Guilderland, N.Y.	Northfield Mount Hermon School (Mass.)
4	Brandon Robinson	So.	G	6-5	170	Douglasville, Ga.	Douglas County
5	Jalek Felton	Fr.	G	6-3	190	West Columbia, S.C.	Gray Collegiate Academy (West Columbia)
11	Shea Rush	So.	F	6-5	210	Fairway, Kan.	The Barstow School (Kansas City, Mo.)
13	Cameron Johnson	Gr.#	G	6-8	210	Moon Township, Pa.	Our Lady of the Sacred Heart (Coraopolis)
15	Garrison Brooks	Fr.	F	6-9	215	Lafayette, Ala.	Auburn (Auburn)
21	Sterling Manley	Fr.	F	6-11	240	Reynoldsburg, Ohio	Pickerington Central (Pickerington)
22	Walker Miller	Fr.	F	6-10	220	Greensboro, N.C.	New Hampton Prep (N.H.)
24	Kenny Williams	Jr.	G	6-4	185	Midlothian, Va.	Bird (Chesterfield)
25	Aaron Rohlman	Sr.	F	6-6	210	Gastonia, N.C.	Hunter Huss
30	K.J. Smith	So.^	G	6-2	180	Calabasas, Calif.	IMG Academy (Bradenton, Fla.)
32	Luke Maye	Jr.	F	6-8	240	Huntersville, N.C.	Hough (Cornelius)
42	Brandon Huffman	Fr.	F	6-10	250	Goldsboro, N.C.	Word of God Christian Academy (Raleigh, N.C.)

– Cameron Johnson enrolled at Carolina as a graduate student after playing three seasons and graduating from Pitt (has two years of eligibility);

^ – K.J. Smith transferred to UNC after playing one season at Pacific and will sit out the 2017-18 season

Head Coach: Roy Williams (15th year as UNC's head coach, 30th as a college head coach)

Assistant Coaches: Steve Robinson (15th year at UNC), Hubert Davis (sixth year at UNC), Brad Frederick (fifth year at UNC)

Director of Operations: Sean May

Director of Strength and Conditioning: Jonas Sahratian

Director of Player Development/Assistant to the Athletic Director: Eric Hoots


Head Athletics Trainer: Doug Halverson

PRONUNCIATION GUIDE

Apopka	uh-POP-kuh
Joel Berry II	Jole
Jalek Felton	juh-LEEK
Platek	PLAY-teck
Rohlman	ROLL-man
Sahratian	suh-RAY-shun



2017-18 PHOTO ROSTER



Seventh Woods **0**
So. • G • 6-1 • 185



Theo Pinson **1**
Sr. • F/G • 6-6 • 220



Joel Berry II **2**
Sr. • G • 6-0 • 195



Andrew Platek **3**
Fr. • G • 6-3 • 195



Brandon Robinson **4**
So. • G • 6-5 • 170



Jalek Felton **5**
Fr. • G • 6-3 • 190



Shea Rush **11**
So. • F • 6-5 • 210



Cameron Johnson **13**
Gr. • G • 6-8 • 210



Garrison Brooks **15**
Fr. • F • 6-9 • 215



Sterling Manley **21**
Fr. • F • 6-11 • 240



Walker Miller **22**
Fr. • F • 6-10 • 220



Kenny Williams **24**
Jr. • G • 6-4 • 185



Aaron Rohlman **25**
Sr. • F • 6-6 • 210



K.J. Smith **30**
So. • G • 6-2 • 180



Luke Maye **32**
Jr. • F • 6-8 • 240



Brandon Huffman **42**
Fr. • F • 6-10 • 250



Roy Williams **Head Coach**
15th Season



Steve Robinson **Asst. Coach**
15th Season



Hubert Davis **Asst. Coach**
Sixth Season



Brad Frederick **Asst. Coach**
Fifth Season



Sean May **Dir. Ops.**
Third Season



Jonas Sahratian **Str. & Cond. Coord.**
14th Season



Eric Hoots **Dir. Player Devel.**
14th Season



Doug Halverson **Head Athletics Trainer**
Fifth Season

2017-18 SEASON

2017-18 SCHEDULE

DAY	DATE	OPPONENT/EVENT	SITE	TIME	TV
Fri.	Oct. 27	Barton College (exhibition)	Chapel Hill	7:30 p.m.	ACC Network Extra
Fri.	Nov. 10	Northern Iowa	Chapel Hill	7 p.m.	ESPNU

PK80 presented by State Farm

Wed.	Nov. 15	Bucknell	Chapel Hill	8 p.m.	ACCN
Mon.	Nov. 20	at Stanford (Maples Pavilion)	Stanford, Calif.	11:30 p.m.	ESPN2



PK80 presented by State Farm

Thu.	Nov. 23	vs. Portland (Moda Center)	Portland, Ore.	2:30 p.m.	ESPN
Fri.	Nov. 24	vs. Arkansas or Oklahoma (VMC)	Portland, Ore.	3:30 or 6 p.m.	ESPN or ESPN3
Sun.	Nov. 26	vs. UConn, DePaul, Michigan State or Oregon (TBA)	Portland, Ore.	TBA	TBA



ACC-Big Ten Challenge

Wed.	Nov. 29	Michigan	Chapel Hill	7:30 p.m.	ESPN
Fri.	Dec. 1	at Davidson (Spectrum Center)	Charlotte, N.C.	8 p.m.	ESPN2
Sun.	Dec. 3	Tulane	Chapel Hill	2 p.m.	ESPN2
Wed.	Dec. 6	Western Carolina	Chapel Hill	7 p.m.	RSN
Sun.	Dec. 17	at Tennessee (Thompson-Boling Arena)	Knoxville, Tenn.	3 p.m.	ESPN
Wed.	Dec. 20	Wofford	Chapel Hill	9 p.m.	ESPN2



CBS Sports Classic

Sat.	Dec. 23	vs. Ohio State (Smoothie King Center)	New Orleans, La.	1:30 p.m.	CBS
Sat.	Dec. 30	Wake Forest	Chapel Hill	TBA	ESPN or ESPN2
Wed.	Jan. 3	at Florida State (Donald L. Tucker Center)	Tallahassee, Fla.	7 p.m.	ESPN2
Sat.	Jan. 6	at Virginia (John Paul Jones Arena)	Charlottesville, Va.	Noon or 1 p.m.	ESPN
Tue.	Jan. 9	Boston College	Chapel Hill	8 p.m.	ACCN
Sat.	Jan. 13	at Notre Dame (Purcell Pavilion at the Joyce Center)	Notre Dame, Ind.	6 p.m.	ESPN or ESPN2
Tue.	Jan. 16	Clemson	Chapel Hill	7 p.m.	RSN
Sat.	Jan. 20	Georgia Tech	Chapel Hill	2 p.m.	ESPN or ESPN2
Mon.	Jan. 22	at Virginia Tech (Cassell Coliseum)	Blacksburg, Va.	7 p.m.	ESPN
Sat.	Jan. 27	NC State	Chapel Hill	Noon	CBS
Tue.	Jan. 30	at Clemson (Littlejohn Coliseum)	Clemson, S.C.	7 p.m.	ESPN2
Sat.	Feb. 3	Pittsburgh	Chapel Hill	8 p.m.	ACCN
Thu.	Feb. 8	Duke	Chapel Hill	8 p.m.	ESPN/ACCN
Sat.	Feb. 10	at NC State (PNC Arena)	Raleigh, N.C.	2 p.m.	ACCN
Mon.	Feb. 12	Notre Dame	Chapel Hill	7 p.m.	ESPN
Sat.	Feb. 17	at Louisville (KFC Yum! Center)	Louisville, Ky.	8 p.m.	ESPN
Wed.	Feb. 21	at Syracuse (Carrier Dome)	Syracuse, N.Y.	7 p.m.	ESPN
Tue.	Feb. 27	Miami	Chapel Hill	9 p.m.	ESPN
Sat.	March 3	at Duke (Cameron Indoor Stadium)	Durham, N.C.	8:15 p.m.	ESPN



Atlantic Coast Conference Tournament (Barclays Center)

Tue.	March 6	First Round	Brooklyn, N.Y.	Noon, 2:30 p.m. 7 p.m.	ESPN2/ACCN ESPNU/ACCN
Wed.	March 7	Second Round	Brooklyn, N.Y.	Noon, 2:30 p.m. 7, 9:30 p.m.	ESPN/ACCN ESPN2/ACCN
Thu.	March 8	Quarterfinals	Brooklyn, N.Y.	Noon, 2:30, 7, 9:30 p.m.	ESPN/ACCN
Fri.	March 9	Semifinals	Brooklyn, N.Y.	7 and 9:30 p.m.	ESPN or ESPN2/ACCN
Sat.	March 10	Championship	Brooklyn, N.Y.	8:30 p.m.	ESPN/ACCN

NCAA Tournament Sites

First Four: March 13-14 – Dayton, Ohio

First & Second Rounds: March 15 & 17 – Pittsburgh, Pa.; Wichita, Kan.; Dallas, Texas; Boise, Idaho; March 16 & 18 – Charlotte, N.C.; Detroit, Mich.; Nashville, Tenn.; San Diego, Calif.

Regionals: March 22 & 24 – Atlanta, Ga. (South); Los Angeles, Calif. (West); March 23 & 25 – Boston, Mass. (East); Omaha, Neb. (Midwest);

Final Four: March 31 & April 2 – San Antonio, Texas



Home games at the Dean E. Smith Center

ACCN is the ACC network; ACC Network Extra is an ACC-dedicated live-events digital network available to authenticated subscribers of ESPN3 (available on WatchESPN and the ESPN app); RSN indicates various regional sports networks.

LINEUP BREAKDOWN

STARTERS RETURNING (2)

No.	Player	Ht.	Wt.	Cl.	Pos.
1	Theo Pinson	6-6	220	Sr.	F/G
2	Joel Berry II	6-0	195	Sr.	G

OTHER LETTERMEN RETURNING (6)

No.	Player	Ht.	Wt.	Cl.	Pos.
0	Seventh Woods	6-1	185	So.	G
4	Brandon Robinson	6-5	170	So.	G
11	Shea Rush	6-5	210	So.	F
24	Kenny Williams	6-4	185	Jr.	G
25	Aaron Rohlman	6-6	210	Sr.	F
32	Luke Maye	6-8	240	Jr.	F

NEWCOMERS (8)

No.	Player	Ht.	Wt.	Cl.	Pos.
3	Andrew Platek	6-3	195	Fr.	G
5	Jalek Felton	6-3	190	Fr.	G
13	Cameron Johnson	6-8	210	Gr.	F
15	Garrison Brooks	6-9	215	Fr.	F
21	Sterling Manley	6-11	240	Fr.	F
22	Walker Miller	6-10	220	Fr.	F
30	K.J. Smith	6-2	180	So.	G
42	Brandon Huffman	6-10	250	Fr.	F

STARTERS LOST (3)

No.	Player	Ht.	Wt.	Cl.	Pos.
3	Kennedy Meeks	6-10	260	Sr.	F
4	Isaiah Hicks	6-9	242	Sr.	F
44	Justin Jackson	6-8	210	Jr.	F

OTHER LETTERMEN LOST (4)

No.	Player	Ht.	Wt.	Cl.	Pos.
0	Nate Britt	6-1	175	Sr.	G
5	Tony Bradley	6-11	240	Fr.	F
13	Kanler Coker	6-4	200	Sr.	F
30	Stilman White	6-1	178	Sr.	G

RETURNING PRODUCTION

The 2017-18 Tar Heels return 35 percent of their points (including four of their top eight scorers) and 32 percent of their rebounds from last year.

Carolina's top returnees:

POINTS

Return 35.1 percent (1,187 of 3,377 points)

Joel Berry II	14.7 ppg
Kenny Williams	6.2 ppg
Theo Pinson	6.1 ppg

REBOUNDS

Return 31.6 percent (554 of 1,749 rebounds)

Theo Pinson	4.6 rpg
Luke Maye	3.9 rpg
Kenny Williams	3.3 rpg

ASSISTS

Return 54.0 percent (390 of 722 assists)

Theo Pinson	3.7 apg
Joel Berry II	3.6 apg
Kenny Williams	2.2 apg

RETURNING STAT LEADERS

Minutes	Joel Berry II	30.4 mpg
Points	Joel Berry II	14.7 ppg
Field Goals	Joel Berry II	182
Field Goal Pct.	Luke Maye	.479
3-Pointers	Joel Berry II	106
3-Pt. FG Pct.	Joel Berry II	.383
Free Throws	Joel Berry II	106
FT Pct.	Joel Berry II	.774
Rebounds	Theo Pinson	4.6 rpg
Assists	Theo Pinson	3.7 apg
Blocked Shots	Kenny Williams	8
Steals	Joel Berry II	1.4 spg

CAROLINA QUICK FACTS

GENERAL INFORMATION

Location	Chapel Hill, N.C.
Founded	1789
Enrollment	18,523 (undergraduate)
Nickname	Tar Heels
School Colors	Carolina Blue & White
Conference	Atlantic Coast
Chancellor	Carol Folt
Athletic Director	Bubba Cunningham
Arena	Dean E. Smith Center (21,750)
2016-17 Record	33-7 (NCAA champion)
2016-17 ACC Record	14-4 (1st place, tournament semifinalist)

STAFF

Head Coach	Roy Williams
Record at Carolina	398-115 (14 seasons)
Record Overall	816-216 (29 seasons)

Asst. Coaches

Steve Robinson, Hubert Davis, Brad Frederick

Director of Operations

Sean May

Strength & Conditioning Coordinator

Jonas Sahrtian

Director of Player Development

Eric Hoots

Head Athletics Trainer

Doug Halverson

Josh Rivas



ATHLETIC COMMUNICATIONS



Steve Kirschner
Sr. Associate Athletic Director
for Communications
**(Basketball Contact -
Roy Williams/Credentials)**

Office: (919) 962-2123
Direct: (919) 962-7258
Home: (919) 968-1531
Mobile: (919) 475-2695
stevekirschner@unc.edu



Matt Bowers
Associate Director of
Athletic Communications
**(Basketball Contact -
Players)**

Office: (919) 962-2123
Direct: (919) 962-7259
Home: (919) 929-7814
Mobile: (919) 619-7021
mattbowers@unc.edu

CREDENTIALS

All season and single-game requests for credentials and/or parking passes must be made online. Email Steve Kirschner at stevekirschner@unc.edu for the link to apply for credentials. Credentials will be mailed if time permits or held on game day at media will call, located at Smith Center Entrance B. Media will call opens 90 minutes prior to the scheduled starting time. Prior to that, credentials can be picked up in the Athletic Communications office. Media with season credentials will receive an email from Kirschner several days prior to each game to secure a press row seat or photo spot. Season credentials do not automatically reserve a seat for individual games.

INTERVIEWS

Interview requests must be made through the athletic communications office. Contact Kirschner with interview requests for Coach Williams. Due to contractual obligations, Williams is unable to participate in live radio call-in shows.

Media should direct player interview requests to Matt Bowers (mattbowers@unc.edu, 919-619-7021). Player interviews typically occur before practice. Freshmen are available for interviews once they've played in a regular-season game. Players are not available for interviews on game day or on non-practice days.

Throughout the season, Williams and players will be available at press conferences at the Smith Center. These typically begin at 2 p.m. a day or two before select games. Media parking for the press conferences is located in the Manning Lot off Tar Heel Boulevard. Out-of-town media may watch press conferences live on GoHeels.com and submit questions by texting Kirschner (919-475-2695), preferably in advance.

PRACTICE

Select practices will be open to the media, who are asked to sit in sections 108 and 109. Media are not permitted to photograph, videotape or live stream any portions of practice (including Periscope, Facebook Live, Snapchat Stories, Instagram Stories, etc.) except when noted. Open

practices will be listed in the game notes.

POSTGAME AVAILABILITY

After home games, Coach Williams holds his postgame press conference in the media room. Players are available in the dining room adjacent to the locker room for 20 minutes following each home game.

ACC TELECONFERENCE

Beginning in January, Coach Williams is available on most Mondays for 10 minutes on the ACC teleconference. Coaches do not participate on the Monday call if their teams play that evening (Jan. 22 and Feb. 12 for UNC). Williams is scheduled for the following dates for the ACC call: Jan. 8 (12:20 p.m.), Jan. 15 (11:50 a.m.), Jan. 29 (12:20 p.m.), Feb. 5 (Noon), Feb. 19 (12:10 p.m.) and Feb. 26 (12:20 p.m.).

MEDIA/PHOTO WORK ROOM

The work room for writers, radio and TV personnel, photographers and videographers is adjacent to the visiting team's locker room. Wireless Internet and Ethernet lines are available. Interviews with the head coaches (and visiting players if they choose) will be conducted here.

Media access to and from the court is through either tunnel. Media access to the concourse for media section 110 is through the lower level stands or the elevators on either end of the media room hallway.

PHOTO SPOTS

Shooting locations around the court are assigned at all games. Specific requests for locations and special camera placements should be made in advance to Kirschner. For safety reasons, cameras are not permitted on the blue padding on the basket supports. Floor remotes must be removable. They may not be fixed to the floor and will only be allowed if a photographer is seated with the camera. All lenses must have rubber hoods.

WiFi

High-speed, wireless Internet access is available in the arena and media work room. In-game statistics are available online (see Kirschner or Bowers for the address). Instructions for logging on are posted in the media room.



J.D. Lyon Jr.

SMITH CENTER MEDIA PARKING & MEDIA ENTRANCE

Media parking for games is located in the Bowles Lot on Skipper Bowles Drive, adjacent to Kenan-Flagler Business School. Spaces are not reserved. Directions: NC Hwy 15-101 to Manning Drive, take the second left onto Bowles Drive and the Bowles Lot will be on your right at the bottom of the hill. The media entrance to the Smith Center is located at Entrance B, up the stairs from the Bowles parking lot. All briefcases, computer bags and photo equipment are subject to search.

ONLINE & SOCIAL MEDIA

Carolina's official website is GoHeels.com, which features the team yearbook, record book, statistics, game notes, roster, schedule, archives and other information. Video feeds of the weekly and postgame press conferences are posted to the site. Follow the Tar Heels on Twitter and Instagram at @UNC_Basketball.

GOHEELS.COM



VISITING RADIO

Radio network rights-holders for opposing teams are provided three seats at the scorer's table next to the visiting bench. A stat monitor is available and printed stats are provided at each media timeout. UNC provides two ISDN lines and two analog lines at no charge.

NBA SCOUTS

There are no scouting seats on press row. Seats for scouts in the stands are available by contacting Nadia Bond in the men's basketball office at (919) 962-1154 or by e-mail at nlynch@unc.edu. Due to limited space, scouts are not permitted in the media room. Pregame notes with rosters and statistics will be provided where scouts pick up their tickets.

PRESS CONFERENCE SCHEDULE

When	Event
Tue. Oct. 17	UNC Media Day
Thu. Nov. 9	vs. Northern Iowa
Tue. Nov. 28	vs. Michigan
Tue. Dec. 5	vs. Western Carolina
Fri. Dec. 15	at Tennessee
Fri. Dec. 29	Wake Forest
Fri. Jan. 5	at Virginia
Fri. Jan. 12	at Notre Dame
Fri. Jan. 19	Georgia Tech
Thu. Jan. 25	North Carolina State
Fri. Feb. 2	Pitt
Tue. Feb. 6	Duke
Fri. Feb. 16	at Louisville
Tue. Feb. 20	at Syracuse
Thu. March 1	at Duke
Mon., March 5*	ACC Tournament

**tentative*
All scheduled to begin at 2 p.m. except where noted. Subject to change.



Joel Berry II
#2

#2 Joel Berry II

Sr. • G • 6-0 • 195 • Apopka, Fla. • Exercise & Sport Science Major



- 2017 Final Four MOP
- 2016 & 2017 All-Final Four Teams
- 2016 ACC Tournament MVP
- 2017 UNC Team Captain

CAREER

One of seven players in college basketball history to score 20 or more points in consecutive NCAA title games • The only Tar Heel to earn All-Final Four honors in two seasons (2016 and 2017) • One of six Tar Heels to start in two national championship games.

Has played in 108 games and made 76 starts • One of 76 Tar Heels with 1,000 career points.

JUNIOR SEASON (2016-17)

Final Four Most Outstanding Player and All-Final Four selection • Team captain (first non-senior to be named UNC captain in a national championship season) •

THE BERRY FILE

- **Name:** Joel DeWayne Berry II
- **Birthdate:** April 1
- **Birthplace:** Orlando, Fla.
- **Parents:** Joel & Kathie Berry
- **Prep Coach:** Jason Vallery

Second-team All-ACC selection • Finalist for the Bob Cousy Award • Four-time ACC Player of the Week.

UNC's second-leading scorer (14.7) • Led UNC in assists (138), three-point percentage (.383) and steals (53) • Second on the team in three-pointers made (88) and free throw percentage (.774) • Equaled the fifth-most 3FGs in a season and attempted the third most 3FGs in a season by a Tar Heel • Berry and Justin Jackson combined for 193 three-pointers, which is the single-season school record for most three-pointers by two players • Made multiple three-pointers in 26 games and three or more 14 times • Career-high seven 3FGs at Clemson • Scored in double figures 28 times with 20 or more points in 10 games • Led UNC in scoring 11 times • Most Valuable Player at the Maui Jim Maui Invitational • Averaged 18.0 points, 4.0 rebounds, 3.7 assists and 2.3 steals in Maui.

2017 NCAA TOURNAMENT

Played throughout the NCAA Tournament on a pair of sprained ankles • Earned MOP honors at the

Final Four after scoring a game-high 22 points with a team-high six assists and two steals in the 71-65 championship game win over Gonzaga • First player since UCLA's Bill Walton in 1972-73 to score 20 or more points in consecutive NCAA title games • Named to the NCAA All-South Regional team after scoring 37 points in the wins over Butler (26) and Kentucky (11) • Guttled out 33 minutes against Kentucky despite playing with two ankle sprains

- Game-high 26

points against Butler (his NCAA best) • Sprained his right ankle in the second half of UNC's NCAA first round game vs. Texas Southern • Was a game-time decision to play vs. Arkansas • Played 34 minutes vs. the Razorbacks and scored 10 points with three assists and two steals.



BERRY'S CAREER STATISTICS

YEAR	GP-GS	MIN	AVG	FGM-A	PCT	3FGM-A	PCT	FTM-A	PCT	OFF DEF	REB	AVG	A TO	B S	PTS	AVG
2014-15	30-0	397	13.2	40-99	.404	17-48	.354	28-37	.757	3 23	26	0.9	46 21	1 12	125	4.2
2015-16	40-39	1228	30.7	177-397	.446	68-178	.382	91-105	.867	26 108	134	3.4	151 62	9 58	513	12.8
2016-17	38-37	1155	30.4	182-427	.426	88-230	.383	106-137	.774	16 102	118	3.1	138 72	5 53	558	14.7
TOTALS	108-76	2780	25.7	399-923	.432	173-456	.379	225-279	.806	45 233	278	2.6	335 155	15 123	1196	11.1

JOEL BERRY II



2016-17 GAME HIGHLIGHTS

Memorable 28-point performance in the win over Duke in the Smith Center to close the regular season • Scored 19 of his 28 in the first half • Made 7 of 11 shots from the floor, led UNC with 18 points and had six assists and three steals in the win at NC State – helped hold Dennis Smith Jr. to no field goals in the first 16 minutes of the second half • Led all scorers with 26 points, 17 in the first half, in the win over 9th-ranked Florida State • Made seven three-pointers, five in a 21-point second half, and finished with a career-high 31 points in the overtime win at Clemson • Scored 19 of UNC’s 23 points in a seven-and-a-half-minute stretch in the second half vs. the Tigers • Scored 23 points and had seven assists in the 103-100 loss to Kentucky • Scored a game-high 22 points on 9 of 12 shooting from the floor in the Maui title game vs. Wisconsin and helped limit Badger standout guard Bronson Koenig to 1 of 13 FGs • Sensational in the win over Oklahoma State with 24 points with five rebounds, four assists and three steals.

SOPHOMORE SEASON (2015-16)

Sixth Tar Heel to earn ACC Tournament MVP and All-Final

Four honors in the same year • Started at the point in 39 games (all except Senior Night) • Led the team in assists with 151, three-point percentage (.382), free throw percentage (.867) and steals (58) • Second on the team in scoring (12.8) in all games and ACC regular-season play (12.6) and led the Tar Heels in scoring in the ACC Tournament (17.0) • Second on the team with nine defensive player-of-the-game awards • Free throw percentage of .867 was UNC’s seventh-highest in UNC history • Made 60 of 66 from the FT line in ACC regular season and Tournament play (team high .909) and 9 of 10 (.900) in NCAA Tournament action • Was second in the ACC in FT percentage in conference play • Scored in double figures 34 times (second most on the team) • Tar Heels went 31-3 when he scored in double figures and 2-4 when he did not • Played 11 games without a turnover and 21 with one or fewer • Assist/error ratio of 2.4/1 • Committed a turnover every 19.8 minutes • Had the fewest turnovers in a season by a UNC starting point guard • Averaged 1.55 turnovers per game, fewest by a Tar Heel point guard • Sank 68 for 178 from three-point range (.388) • Raymond Felton is the only Tar Heel to ever average more points, rebounds, assists and



J.D. Lyon Jr.

NCAA Photos

JOEL BERRY II

Peyton Williams



steals per game in a season.

2016 NCAA TOURNAMENT

Averaged 13.7 points, had 30 assists, only eight turnovers and shot 50 percent from the floor (32 of 64) in six games • Scored 20 points in the national championship game vs. Villanova, including 15 in the first half as UNC built a 34-29 lead • Made all four of his three-point attempts, the second-best 3FG performance in championship game history • Had 10 assists in national semifinal vs. Syracuse, most by a Tar Heel in the national semifinal since Phil Ford had 10 vs. UNLV in 1977 • Also tied his career high with seven rebounds • Had eight assists and no turnovers against Notre Dame in the regional final • Scored all 14 of his points in the second half and had five assists in the win over Indiana.

2016 ACC TOURNAMENT

The 18th Tar Heel (and second UNC point guard) to win Most Valuable Player honors • First Tar Heel to win the award as a sophomore • First UNC point guard to win MVP honors since Phil Ford in 1975 • Scored a game-high 19 points in the championship vs. Virginia • Three-game total of 51 points (17.0 per game), eight assists and three turnovers • Scored 20 points against Pitt, 12 vs. Notre Dame and 19 vs. Virginia • Shot 17 for 24 from the floor (.708), 7 for 10 on three-pointers (.700) and made 10 of 10 free throws in the three games • All three turnovers came in the quarterfinals – played 66 minutes in the last two games without a turnover • The three opposing starting point guards went 7 for 32 from the floor and had nine assists and eight turnovers over the three games.

Game-high 19 points vs. Virginia in the ACC championship game • Made 4-4 FTs in the final 15 seconds to clinch the title • Scored 10 of his 12 points against Notre Dame in the first half • Led UNC with 20 points and tied his career high with four steals vs. Pitt in the ACC QF • Made 7 of 8 field goal attempts, his best single-game percentage (.875) as a Tar Heel.

GAME HIGHLIGHTS

Scored 10 second-half points in win at Duke, including a 3FG

and coast-to-coast drive that gave UNC a nine-point lead with 3:22 to play • Sank both ends of a 1-and-1 with 17 seconds to play for a five-point lead • Made career-best 5 of 9 three-pointers and scored a then-career-high 21 points at Virginia • Scored a then-career-high 19 points vs. Georgia Tech, including 8 of 9 from the free throw line in the second half • Had 16 points, four assists and no turnovers vs. Clemson in his first career ACC start • First career double-double with 11 points and a career-high 11 assists vs. Appalachian State • Scored 11 of his then-career-high 17 points in the second half and directed a Tar Heel attack that shot 61.1 percent in the final 20 minutes in the win over UCLA.

FRESHMAN SEASON (2014-15)

Came on strong at the end of the season • Averaged 15.2 minutes at the point over the last 14 games after returning from a seven-game layoff due to injury • Missed eight ACC games due to injury and illness • Had 46 assists, 21 turnovers and 12 steals in 30 games • Went 10 for 20 from three-point range in the last 10 games, including 6 for 11 in the post-season • Scored 60 points in the last nine games (6.7 per game).

GAME HIGHLIGHTS

Scored nine points and had three assists vs. Wisconsin in the NCAA Sweet 16 • Had seven points and four assists in the ACC championship game vs. Notre Dame • Scored eight straight UNC points midway through the first half in the ACC quarterfinals vs. Louisville • Led Carolina with a season-high 15 points and made a season-best three 3FGs in the win at Georgia Tech • Missed seven games due to injury.

PREP

Played for Coach Jason Vallery at Lake Highland Prep in Orlando, Fla. • Parade All-America • First player in Florida high school history to win Florida Dairy Farmers Mr. Basketball award three times (Vince Carter won the award in 1995) • Also won Gatorade Player of the Year honors three times, just the sixth player to do that in any state • Named King of the Court,



#1 Theo Pinson

Sr. • F/G • 6-6 • 220 • Greensboro, N.C. • Communication Studies Major

CAREER

One of 12 Tar Heels to play in two national championship games • Has played in 85 games with 21 starts • Has 377 points, 296 rebounds, 34 three-pointers, 229 assists and an assist/error ratio of 2.4 • Scored in double figures 10 times with highs of 13 vs. Clemson on 12/30/15 and Louisville on 2/22/17 • Has led UNC in assists 21 times.

JUNIOR SEASON (2016-17)

Averaged 7.0 points, 8.5 rebounds and 3.5 assists in the wins over Oregon and Gonzaga in the Final Four • His 17 rebounds in the Final Four are the most he ever grabbed in consecutive games • Averaged 6.1 points, 4.6 rebounds and 3.7 assists in 21 games • The Tar Heels went 18-3 in the 21 games he played • Missed 19 games over two different spans (sat out the first 16 games due to injury, returned to play in six, then missed three more games due to injury) • Had 77 assists and 31 turnovers (ratio of 2.5) • Had five or more assists seven times • Led the Tar Heels with 77 assists in his 21 games • Topped UNC in assists nine times • Scored in double fig-

ures four times with a season-high of 13 vs. Louisville (which tied his career best) • Made a season-high two three-pointers on 2/22 against Louisville • Averaged 27.4 minutes over the last 14 games • Played 30 or more minutes in four of the last nine games.

2017 NCAA TOURNAMENT

Had six points, nine boards and two assists in the NCAA championship game vs. Gonzaga – assisted on Justin Jackson’s basket and three-point play with 1:40 to play that gave UNC lead for good at 66-65 • Led UNC with five assists in the national semifinal vs. Oregon, but it was his offensive rebound after a missed free throw with five seconds to play that was one of the key plays in UNC’s win • Was his fourth offensive rebound, which tied his career high • Hit a three-pointer midway through the second half, his first “true” three in nine games (made one vs. Miami on 3/9 on a lob pass that went in the basket).

Played a prominent role in the 75-73 NCAA South Regional final win over Kentucky – involved in four key sequences in the final five minutes • Began UNC’s comeback



THE PINSON FILE

- **Name:** Theophilus Alphonso Pinson
- **Birthday:** November 5
- **Birthplace:** Greensboro, N.C.
- **Parents:** Theo & Barbara Pinson
- **Prep Coach:** Keith Gatlin

PINSON'S CAREER STATISTICS

YEAR	GP-GS	MIN	AVG	FGM-A	PCT	3FGM-A	PCT	FTM-A	PCT	OFF	DEF	REB	AVG	A TO	B	S	PTS	AVG	
2014-15	24-1	300	12.5	25-68	.368	7-26	.269	11-18	.611	21	51	72	3.0	37	17	5	14	68	2.8
2015-16	40-7	747	18.7	59-146	.404	18-62	.290	45-67	.672	43	84	127	3.2	115	49	10	24	181	4.5
2016-17	21-13	500	23.8	43-113	.381	9-38	.237	33-47	.702	28	69	97	4.6	77	31	4	18	128	6.1
TOTALS	85-21	1547	18.2	127-327	.388	34-126	.270	89-132	.674	92	204	296	3.5	229	97	19	56	377	4.4



J.D. Lyon Jr.

from its largest deficit (five points) with a tough, angled, baseline floater that cut UK's lead to 64-61 • Hit two free throws coming out of a timeout to give UNC a lead it would not relinquish at 65-64 • Grabbed a defensive rebound and made both ends of a one-and-one for a 71-64 lead with 54 seconds to play • Dribbled three-quarters of the court and fed Luke Maye for the winning basket with less than a second to play after UK's Malik Monk tied the game with seven seconds to play.

2016-17 GAME HIGHLIGHTS

Tied his career high with eight assists in a career-high 34 minutes against Duke in the ACC semifinal • Had seven assists in late-season wins over Duke and Pitt • Tied his career scoring high with 13 points and grabbed six rebounds vs. Louisville • First start of the season in the win at NC State, made a career-high six field goals and scored 12 points • Led UNC with seven rebounds and had six points and three assists at Duke • Came down awkwardly on his right ankle midway through the first half in the Virginia Tech game on 1/26 – left the game moments later and did not return the rest of that contest • Scored 11 points with five rebounds, three assists and no turnovers at Boston College • First career double-double with 12 points, 10 rebounds and three

assists in 96-83 win over Florida State • Electrified the crowd with a drive and dunk for his first field goal of the season that gave UNC a six-point lead with 5:47 to play • Played his first game of the season on 1/8/17 vs. NC State • Had surgery on 10/26/16 to repair a broken bone in his right foot • Began basketball activities the week after Christmas.

**SOPHOMORE SEASON
 (2015-16)**

Third on the team in assists with 115 • Led the team with an assist every 6.5 minutes of action • Led the Tar Heels in assists nine times • First UNC non-starter with 100 assists in a season since Quentin Thomas had 113 in 2008 • Assist-error ratio of 2.3/1 (115/49) • Five or more assists seven times • More assists than turnovers in 31 games • Scored in double figures six times • Made 18 three-pointers, including nine in the first six games • Started the first six games in the backcourt and the Feb. 9 game at Boston College at small forward • Tar Heels were 6-1 in his seven starts and 6-1 when he had five or more assists.

GAME HIGHLIGHTS

Had five points and five rebounds in national semifinal vs. Syracuse • Scored six points with four assists in the regional final vs. Notre Dame • Second on the team



Jack Morton

THEO PINSON

Jack Morton



in assists in the ACC Tournament with 11 • Had seven assists in 14 minutes vs. Pitt in the ACC QF and three assists and five rebounds vs. Notre Dame in the semifinals • Key figure in the win at Duke as he finished with six points, five rebounds and a team-high four assists • Two field goals both came on tip-ins, the latter of which broke the only tie of the game at 49-all • Made both ends of a 1-and-1 with 26 seconds to play with UNC holding a three-point lead.

Defense against Cat Barber late in the first half helped UNC take the lead it would not relinquish in the win at NC State • Sparked Carolina's win over Clemson with a career-high 13 points and six rebounds • Played 19 minutes, a number of them at the '4' in the win vs. UCLA when UNC went 'small' • Scored in double figures in both games in Kansas City • Matched his then-career high with eight assists and hit a career-best three 3FGs against Northwestern • Grabbed a then-career-high nine rebounds against Temple • Had 11 points and eight assists vs. Fairfield • First career game in double figures and had an assist-error ratio of 8/0 against Fairfield.

FRESHMAN SEASON (2014-15)

Underwent foot surgery on May 4, 2015, to repair a fracture of his left fifth metatarsal • Broke the bone on January 21st at Wake Forest • Missed the next 10 games before returning to action with five points in two minutes at Georgia Tech on March 3 • Played seven minutes in the regular-season finale at home vs. Duke • Averaged 12.5 minutes in 24 games • Missed 14 games, including 10 in a row, with the broken left foot • Played 14 minutes in the post-season, all in the NCAA Tournament • Was unable to play in the ACC Tournament after aggravating the injury during practice the week of the event • At the time of his injury in January, he was fourth on the team (best off the bench) in assists and rebounding • Scored a season-high seven points three times • Had an assist-error ratio of 2.2 to 1 (37/17).

GAME HIGHLIGHTS

Led Carolina in rebounding with eight and added seven points as he led second-half rally on 1/5 against Notre Dame • All of his points and rebounds vs. the Irish came in 12 second-half minutes • Led UNC (outright or shared) in assists three times • Had seven points and three steals vs. UAB • Scored five points and had three assists vs. East Carolina • Led Carolina with seven rebounds (four offensive) and had three assists against UCLA • Started his first collegiate game vs. NC Central and had four points, four assists and two steals.

PREP

Played for Coach Keith Gatlin (who played at Maryland) at Wesleyan Christian Academy in High Point, N.C. • Earned third-team USA Today All-America honors in 2014 • Played in McDonald's All-America Game, Nike Hoop Summit and Jordan Brand Classic • Won two consecutive 3-A NCISAA state championships • Averaged 23 points as a senior • The Charlotte Observer's Mr. Basketball for North Carolina in 2014 • Won the Elite 24 dunk contest in 2013 • Played at Oak Ridge (N.C.) Military Academy as a freshman • Teamed with Justin Jackson to earn a gold medal for Team USA at FIBA Americas U-16 championship in 2011 in Mexico.

PERSONAL

Born Theophilus Alphonso Pinson on Nov. 5 • Son of Theo and Barbara Pinson • Majoring in communication studies • Wears No. 1 because it was his AAU number • Worked on his shooting in the off-season • Favorite former Tar Heel is Ty Lawson • Would love to have Kobe Bryant's complete skill set on the court.

Jeffrey Camarati



Pinson's Career Highs

- **Points:** 13 vs. Clemson (12/30/15), Louisville (2/22/17)
- **Rebounds:** 10 vs. Florida State (1/14/17)
- **Assists:** 8 on three occasions, most recently vs. Duke (3/10/17)
- **Steals:** 4 vs. NC State (1/8/17)

Theo Pinson, Game-by-Game

2014-15	FG	3FG	FT	REB	PF	PTS	A	TO	B	S	MP
NC Central*	2-5	0-1	0-0	1-2-3	0	4	4	2	0	2	16
Robert Morris	0-1	0-1	0-0	0-3-3	0	0	5	0	0	2	14
at Davidson	2-6	1-2	2-2	1-2-3	1	7	1	0	2	1	14
vs. Butler	1-3	0-0	0-2	1-3-4	2	2	0	2	0	1	14
vs. UCLA	1-4	0-2	1-2	4-3-7	3	3	3	1	0	1	16
vs. Florida	0-2	0-0	0-0	1-3-4	2	0	4	1	0	0	20
Iowa	0-2	0-2	2-2	1-3-4	1	2	0	1	0	0	12
East Carolina	2-4	1-2	0-0	1-2-3	1	5	3	0	0	0	13
at Kentucky	2-2	1-1	0-0	0-3-3	1	5	1	1	1	0	13
at UNCG	1-2	1-1	0-1	1-2-3	2	3	4	2	0	2	14
vs. Ohio State	0-5	0-2	0-0	2-1-3	0	0	1	0	0	1	12
UAB	2-4	1-3	2-2	1-2-3	1	7	2	2	0	3	15
William and Mary	2-2	0-0	2-3	0-4-4	1	6	4	1	0	1	20
at Clemson	1-6	0-2	0-0	1-3-4	0	2	1	1	0	0	17
Notre Dame	3-5	1-2	0-0	3-5-8	0	7	0	0	0	0	16
Louisville	0-2	0-1	0-0	1-2-3	0	0	2	1	0	1	15
at NC State	1-2	0-1	1-2	0-1-1	1	3	1	1	0	0	13
Virginia Tech	2-2	0-0	0-0	1-4-5	2	4	0	0	0	0	17
at Wake Forest	1-2	0-0	0-0	1-1-2	1	2	0	0	0	0	6
next 10 games											
at Georgia Tech	2-3	1-1	0-0	0-1-1	1	5	0	0	0	0	2
Duke	0-2	0-1	0-0	0-0-0	1	0	0	0	0	0	7
vs. BC (ACC)											
vs. Louisville											
vs. Virginia											
vs. Notre Dame											
vs. Harvard (NCAA)	0-1	0-0	0-0	0-0-0	1	0	0	0	0	0	6
vs. Arkansas	0-0	0-0	0-0	0-1-1	0	0	1	0	1	0	4
vs. Wisconsin	0-1	0-1	1-2	0-0-0	0	1	0	1	0	0	4
vs. Temple*	2-6	2-3	1-3	1-8-9	0	7	5	4	1	1	30
Fairfield*	2-5	1-3	6-8	0-5-5	2	11	8	0	0	0	30
Wofford*	1-3	0-0	0-0	1-1-2	1	2	3	1	2	0	28
at Northern Iowa*	1-3	0-1	0-0	0-4-4	4	2	5	3	0	1	25
vs. Northwestern*	3-7	3-7	1-3	1-4-5	2	10	8	4	0	1	29
vs. Kansas State*	3-8	3-7	2-4	1-4-5	4	11	3	2	3	0	29
Maryland	1-3	0-0	4-6	1-3-4	1	6	2	1	0	0	18
Davidson	2-5	0-1	2-3	1-1-2	1	6	4	0	0	1	17
at Texas	0-1	0-1	0-0	0-2-2	0	0	2	1	0	0	10
Tulane	3-6	2-3	2-3	2-2-4	0	10	2	1	0	1	17
vs. UCLA	2-6	0-1	0-0	0-0-0	3	4	2	1	1	1	19
Appalachian State	1-4	0-1	4-4	2-3-5	1	6	1	3	1	1	21
UNCG	2-5	0-2	4-4	3-1-4	1	8	2	1	0	1	16
Clemson	5-5	3-3	0-0	4-2-6	1	13	2	1	0	0	24
Georgia Tech	0-2	0-1	1-2	0-1-1	4	1	1	0	0	0	8
at Florida State	0-3	0-0	0-0	3-3-6	4	0	2	3	0	0	19
at Syracuse	0-4	0-4	0-0	0-1-1	2	0	1	2	0	0	18
NC State	0-5	0-2	2-2	1-2-3	0	2	0	0	0	0	12
Wake Forest	1-3	0-2	3-5	0-3-3	1	5	1	2	0	2	17
at Virginia Tech	1-5	0-2	2-2	2-2-4	2	4	0	0	0	0	9
Boston College	4-5	1-1	0-0	2-1-3	1	9	6	1	0	2	15
at Louisville	0-3	0-2	1-2	0-2-2	3	1	3	2	0	1	19
at Notre Dame	0-1	0-0	0-0	0-3-3	1	0	4	1	1	0	18
at Boston College*	2-5	0-3	2-2	1-2-3	1	6	3	0	0	1	24
Pitt	0-1	0-1	0-0	0-1-1	2	0	6	1	0	0	15
Duke	1-2	0-0	0-0	0-0-0	2	2	2	1	0	0	14
Miami	4-6	1-2	1-1	1-4-5	0	10	3	1	0	1	21
at NC State	3-6	0-2	1-1	1-2-3	2	7	2	1	0	1	23
at Virginia	0-2	0-0	1-4	2-0-2	4	1	2	0	0	1	14
Syracuse	1-3	1-2	0-0	1-0-1	3	3	3	0	0	0	12
at Duke	2-3	0-1	2-2	3-2-5	0	6	4	2	0	1	21
vs. Pitt (ACC)	1-1	0-0	0-0	0-2-2	0	2	7	2	0	0	14
vs. Notre Dame	2-3	0-1	0-0	2-3-5	2	4	3	1	0	1	18
vs. Virginia	0-0	0-0	0-0	0-2-2	0	0	1	1	0	0	12
vs. FGCU (NCAA)	2-4	0-0	1-1	1-0-1	3	5	0	1	0	2	19
vs. Providence	1-2	0-0	0-0	1-4-5	1	2	2	1	0	0	20
vs. Indiana	2-4	0-1	0-0	1-1-2	1	4	2	1	0	2	14
vs. Notre Dame	2-2	0-0	2-5	2-0-2	3	6	4	0	0	1	23
vs. Syracuse	2-4	1-2	0-0	2-3-5	4	5	1	2	0	0	13
vs. Villanova	0-0	0-0	0-0	0-0-0	2	0	3	0	0	0	12
2016-17											
first 16 games											
NC State	0-3	0-1	0-1	1-4-5	2	0	5	0	0	4	13
at Wake Forest	0-4	0-3	2-2	0-3-3	0	2	2	1	0	0	17
Florida State	3-5	1-2	5-6	2-8-10	1	12	3	1	0	1	24
Syracuse	2-4	1-3	2-4	3-2-5	3	7	5	0	0	0	14
at Boston College	3-3	0-0	5-6	3-2-5	1	11	3	0	0	1	23
Virginia Tech	2-2	1-1	0-0	1-2-3	1	5	2	0	0	1	6
at Miami											
Pitt											
Notre Dame											
at Duke	3-9	0-0	0-1	1-6-7	2	6	3	0	1	0	19
at NC State*	6-8	0-1	0-0	0-2-2	2	12	4	2	0	1	24
Virginia*	4-6	1-3	0-1	0-1-1	3	9	3	1	0	1	27
Louisville*	4-10	2-4	3-4	2-4-6	2	13	0	3	0	0	28
at Pitt*	2-6	1-2	0-0	0-3-3	4	5	7	1	0	0	24
at Virginia*	0-2	0-2	0-0	2-2-4	0	0	3	1	0	1	28
Duke	0-4	0-2	0-0	0-3-3	1	0	7	2	0	1	31
vs. Miami (ACC)*	3-7	1-3	2-4	1-3-4	3	9	6	3	0	0	24
vs. Duke*	2-9	0-1	0-0	4-2-6	1	4	8	3	0	1	34
vs. TSU (NCAA)*	1-2	0-1	1-2	1-4-5	1	3	0	2	0	1	22
vs. Arkansas*	1-4	0-0	0-0	0-2-2	0	2	2	3	0	2	29
vs. Butler*	1-4	0-2	3-4	2-0-2	3	5	4	3	0	1	25
vs. Kentucky*	2-4	0-1	5-6	0-4-4	2	9	3	3	1	1	30
vs. Oregon*	2-8	1-2	3-4	4-4-8	3	8	5	1	1	0	28
vs. Gonzaga*	2-9	0-4	2-2	1-8-9	2	6	2	1	1	1	30

*started



A. Rohlman #25

#25 Aaron Rohlman

Sr. • F • 6-6 • 210 • Gastonia, N.C. • Biology Major

JUNIOR SEASON (2016-17)

Saw action in 20 games in his first year at the varsity level, grabbing 13 rebounds during the year • A former UNC junior varsity player • Walked onto the 2016-17 Tar Heel varsity team by winning a spot in preseason tryouts in October of 2016.

PREP

Attended Hunter Huss High School in Gastonia, N.C., and played for Coach Walter Wallace • Valedictorian of his graduating class • Played four years of football, basketball and baseball there • Earned all-district honors in football and basketball as a senior.

PERSONAL

Born in Bishop, Calif. • Birthday is June 6 • Is the son of George and Deborah Rohlman • Has a brother serving in the Air Force • Majoring in biology with a double-minor in chemistry and neuroscience.



Peyton Williams



THE ROHLMAN FILE

- **Name:** Aaron Ryan Rohlman
- **Birthday:** June 6
- **Birthplace:** Bishop, Calif.
- **Parents:** George & Deborah Rohlman
- **Prep Coach:** Walter Wallace

ROHLMAN'S CAREER STATISTICS

YEAR	GP-GS	MIN	AVG	FGM-A	PCT	3FGM-A	PCT	FTM-A	PCT	OFF	DEF	REB	AVG	A	TO	B	S	PTS	AVG
2016-17	20-0	33	1.7	0-1	.000	0-0	—	0-0	—	1	12	13	0.7	1	1	0	1	0	0.0

Peyton Williams




#13 Cameron Johnson

Gr. • G • 6-8 • 210 • Moon Township, Pa. • Exercise & Sport Science (Sports Administration)

Two-Time Academic All-ACC

CAREER

Graduated with honors from the University of Pittsburgh in three years with a degree in communications • Working toward his master's degree in UNC's exercise and sport science sports administration graduate master's program • Two-time Academic All-ACC team selection • Earned CoSIDA Academic all-district honors in 2017 • Made 34 starts in 73 games over two full seasons (plus eight games as a freshman before suffering a season-ending injury) for the Panthers • Played his first two seasons for head coach Jamie Dixon and 2016-17 for Kevin Stallings • Career stats at Pitt include 583 points, 217 rebounds and 97 assists • Made 116 three-pointers and shot 39.9 percent (116 of 291) from three-point range.

SOPHOMORE SEASON (2016-17)

One of two Panthers to start all 33 games • Established career highs in every statistical category: minutes (33.3), points (392), points per game (11.9), rebounds (4.5), assists (2.3), field goal percentage (.447), three-point percent-

age (.447), free throw percentage (.811), three-pointers (78), assists (77), blocks (11) and steals (31) • Led Pitt in three-pointers, three-point percentage, free throw percentage and steals • Led the team in scoring seven times, including a career-high tying 24 points on 1/31/17 in the Smith Center against the eventual national champion Tar Heels in an 80-78 UNC win • Tied his career high that night with six three-pointers and was one of three 20-point games last year • His 78 three-pointers are the eighth-most in a season by a Panther • Set Pitt record by making eight consecutive three-point attempts over a three-game stretch early in the season • Combined with Jamel Artis to become the first Panther teammates to make more than 70 threes in a season • Scored in double figures 20 times, including 11 straight games.

THE JOHNSON FILE

- **Name:** Cameron Jordan Johnson
- **Birthday:** March 3
- **Birthplace:** Moon Township, Pa.
- **Parents:** Gilbert & Amy Johnson
- **Prep Coach:** Mike Rodriguez



Jeffrey Camarati

JOHNSON'S CAREER STATISTICS (at Pitt)

YEAR	GP-GS	MIN	AVG	FGM-A	PCT	3FGM-A	PCT	FTM-A	PCT	OFF	DEF	REB	AVG	A	T	B	S	PTS	AVG
2014-15	8-0	115	14.4	13-33	.394	8-23	.348	2-4	.500	2	7	9	1.1	4	4	3	1	36	4.5
2015-16	32-1	374	11.7	52-131	.397	30-80	.375	21-26	.808	13	46	59	1.8	16	15	5	10	155	4.8
2016-17	33-33	1099	33.3	127-284	.447	78-188	.415	60-74	.811	23	126	149	4.5	77	38	11	31	392	11.9
TOTALS	73-34	1588	21.8	192-448	.429	116-291	.399	83-104	.798	38	179	217	3.0	97	57	19	42	583	8.0

CAMERON JOHNSON

Peyton Williams



Top performances included: 20 points against Virginia in the ACC Tournament • Ten points and five rebounds in a win over No. 17 Florida State • First career double-double with 17 points and a career-high 11 rebounds against Virginia Tech • Matched his career high with six three-pointers in a win over Syracuse • Made 9 of 13 field goals (6 of 9 3FGs) at UNC • Made five threes and scored 17 points at NC State • Had 16 points and eight rebounds in a win over No. 11 Virginia.

FRESHMAN SEASON (2015-16)

Played in 32 games with one start and averaged 4.8 points and 1.8 rebounds in 11.7 minutes per outing • Scored in double figures in three times with a season-high 24 points against Syracuse in the ACC Tournament • Also had 20 points against Boston College • Was 30 for 80 from three-point range and shot 80.8 percent from the free throw line.

2014-15 SEASON

Played in the first eight games before injuring his shoulder • Did not play again and received a medical redshirt • Averaged 4.5 points in those eight games with a high of

11 in his collegiate debut against Niagara.

PREP

Graduated in 2014 from Our Lady of the Sacred Heart in Coraopolis, Pa., where he played two seasons for Coach Mike Rodriguez • Second-team Class A all-state selection after scoring 27.8 points per game as a senior • Selected to the Class A “Fab Five” and “PA West” team by the Pittsburgh Post-Gazette • All-area selection by the Beaver County Times • Honor student • Was class salutatorian at Our Lady of the Sacred Heart • Played his first two years at Moon Area High School • Also played two years of football.

PERSONAL

Cameron Jordan Johnson • Birthday is March 3 • Son of Gilbert and Amy Johnson • His father played basketball at Pitt from 1988-90 • His mother, Amy Schuler Johnson, scored 1,018 points at Kent State • Has three brothers – Aaron, Donovan and Braylon • Aaron played basketball at Clarion.



Robert Crawford

CAMERON JOHNSON

Courtesy of University of Pittsburgh



Johnson's Career Highs
 • **Points:** 24 vs. UNC (1/31/17), vs. Syracuse (3/9/16)
 • **Rebounds:** 11 vs. Virginia Tech (2/14/17)
 • **Assists:** 7 vs. Virginia Tech (2/14/17)
 • **Steals:** 4 vs. Virginia (3/4/17), vs. UNC (2/25/17)

Cameron Johnson, Game-by-Game												
2014-15	FG	3FG	FT	REB	PF	PTS	A	TO	B	S	MP	
Niagara	4-5	1-2	2-2	0-1-1	4	11	0	0	0	1	19	
Samford	0-1	0-1	0-0	0-2-2	1	0	1	0	2	0	13	
at Hawaii	2-5	1-4	0-0	0-0-0	1	5	0	0	0	0	12	
vs. Chaminade	3-6	3-5	0-0	0-1-1	0	9	0	2	0	0	22	
vs. San Diego St.	1-6	1-3	0-0	0-1-1	1	3	1	2	1	0	19	
vs. Kansas St.	1-2	1-2	0-0	0-1-1	1	3	1	0	0	0	6	
at Indiana	2-6	1-4	0-0	1-1-2	3	5	0	0	0	0	18	
vs. Duquesne	0-2	0-2	0-2	1-0-1	1	0	1	0	0	0	6	
next 26 games DNP - shoulder												
2015-16	FG	3FG	FT	REB	PF	PTS	A	TO	B	S	MP	
St. Joseph's (IN)	3-7	2-5	2-2	0-2-2	1	10	1	0	0	1	15	
Detroit	1-3	1-2	0-0	0-0-0	1	3	0	0	0	0	5	
Cornell	3-6	1-2	2-2	0-4-4	1	9	1	0	0	0	13	
Kent St.	1-1	1-1	0-0	0-0-0	1	3	1	0	1	0	7	
Purdue	0-4	0-3	0-0	0-2-2	1	0	0	0	0	1	8	
vs. Duquesne	1-3	1-2	0-0	1-0-1	2	3	0	2	0	0	7	
Central Ark.	3-9	0-4	0-0	0-4-4	4	6	2	2	0	0	19	
Eastern Wash.	2-4	2-2	2-2	0-1-1	0	8	0	0	0	1	14	
Morehead St.	0-0	0-0	1-2	0-1-1	1	1	0	0	1	0	4	
vs. Davidson	2-4	2-3	2-2	1-2-3	2	8	0	1	0	0	13	
Western Carolina	0-1	0-1	0-0	0-0-0	1	0	0	1	0	0	6	
Syracuse	1-4	1-3	0-0	2-0-2	2	3	1	0	0	0	7	
Md. Eastern Shore	1-3	1-2	4-6	1-3-4	2	7	3	1	0	2	15	
Georgia Tech	1-1	0-0	0-0	0-0-0	1	2	0	0	0	0	2	
at Notre Dame	0-0	0-0	0-0	1-0-1	0	0	0	1	0	0	3	
at Louisville	1-2	0-1	0-0	0-0-0	1	2	0	0	0	0	5	
Boston College	7-10	4-7	2-2	1-1-2	2	20	1	0	0	0	15	
NC State	1-5	1-3	0-0	1-0-1	0	3	0	0	1	2	14	
at Florida St.	1-1	1-1	0-0	0-1-1	0	3	0	0	0	0	6	
at Clemson	0-0	0-0	0-0	0-0-0	1	0	1	0	1	0	4	
Virginia Tech	3-8	3-7	0-0	1-1-2	0	9	0	0	0	1	16	
Virginia	1-4	0-2	0-0	0-1-1	2	2	0	0	0	0	10	
at Miami	0-2	0-1	0-0	1-2-3	1	0	0	0	0	0	11	
at UNC	1-2	1-1	0-0	0-1-1	0	3	0	1	0	0	13	
Wake Forest	1-4	0-1	0-0	0-1-1	0	2	0	0	0	0	11	
at Syracuse	2-4	2-4	0-0	0-1-1	0	6	0	0	0	0	18	
Louisville	0-3	0-2	0-0	0-5-5	1	0	0	1	0	1	9	
Duke	1-1	1-1	0-0	0-0-0	1	3	0	2	0	0	6	
at Virginia Tech	3-5	1-3	2-2	2-5-7	5	9	2	1	1	0	23	
at Georgia Tech	DNP - elbow											
vs. Syracuse (ACC)	8-16	4-11	4-4	1-5-6	2	24	1	1	0	0	32	
vs. UNC (ACC)*	2-10	0-4	0-2	0-3-3	4	4	1	1	0	1	29	
vs. Wisconsin (NCAA)	1-4	0-1	0-0	0-0-0	1	2	1	0	0	0	14	
2016-17	FG	3FG	FT	REB	PF	PTS	A	TO	B	S	MP	
Eastern Mich.*	4-9	1-6	0-0	1-1-2	5	9	0	1	0	0	23	
Gardner-Webb*	7-8	4-4	0-0	1-3-4	1	18	4	1	1	1	25	
vs. SMU*	3-7	3-5	0-0	0-1-1	2	9	1	1	2	0	38	
vs. Marquette*	0-3	0-2	0-1	3-3-6	4	0	4	2	0	0	22	
Yale*	4-7	4-5	3-4	0-4-4	3	15	1	1	0	0	27	
Morehead St.*	5-8	4-7	2-2	1-5-6	1	16	4	0	0	1	34	
at Maryland*	3-7	1-4	4-4	0-3-3	1	11	1	0	1	0	35	
vs. Duquesne*	5-16	1-7	3-4	3-5-8	3	14	0	1	1	1	38	
Buffalo*	6-10	3-6	2-2	0-4-4	3	17	5	0	0	1	36	
vs. Penn St.*	4-10	2-7	0-1	1-3-4	5	10	3	0	0	1	33	
Rice*	4-8	2-5	0-0	0-5-5	3	10	3	1	0	0	38	
Omaha*	4-8	2-5	6-6	1-4-5	2	16	4	2	0	0	29	
Marshall*	6-11	3-6	1-2	2-6-8	5	16	3	1	0	1	31	
Notre Dame*	4-12	2-8	4-7	2-4-6	4	14	1	2	1	0	41	
Virginia*	4-6	4-5	4-4	1-7-8	3	16	1	1	1	0	41	
at Syracuse*	2-10	1-7	2-2	2-4-6	2	7	4	1	0	0	35	
at Louisville*	1-10	0-6	0-0	0-1-1	4	2	1	1	0	0	31	
Miami*	3-7	2-5	0-0	2-2-4	0	8	1	4	0	0	27	
at NC State*	5-11	5-10	2-2	0-4-4	3	17	2	3	0	2	36	
Louisville*	1-5	0-4	1-2	0-2-2	1	3	0	0	1	1	25	
Clemson*	4-10	2-4	6-7	1-1-2	2	16	1	0	0	0	34	
at UNC*	9-13	6-9	0-0	0-1-1	4	24	2	1	1	0	40	
at Duke*	1-4	1-3	0-0	0-6-6	1	3	2	2	0	3	35	
at Boston College*	2-8	1-4	2-2	0-4-4	1	7	4	1	1	2	37	
Syracuse*	6-9	6-8	4-4	0-5-5	4	22	1	2	0	2	35	
Virginia Tech*	6-11	5-9	0-0	1-10-11	3	17	7	2	0	0	39	
Florida St.*	3-6	2-4	2-2	0-5-5	1	10	2	0	0	3	36	
at Wake Forest*	2-10	2-8	3-4	0-7-7	3	9	4	0	0	3	37	
UNC*	3-5	1-3	2-3	0-1-1	2	9	1	2	0	4	31	
at Georgia Tech*	5-10	3-7	0-0	0-4-4	1	13	3	1	0	1	36	
at Virginia*	4-10	1-6	0-0	1-4-5	2	9	2	1	1	4	34	
vs. Ga. Tech (ACC)*	1-4	0-2	3-5	0-5-5	4	5	4	1	0	0	26	
vs. Virginia (ACC)*	6-11	4-7	4-4	0-2-2	3	20	1	2	0	0	34	

*started



#32 Luke Maye

Jr. • F • 6-8 • 240 • Huntersville, N.C. • Business Administration Major

2017 NCAA South Regional MOP
Two-Time Academic All-ACC

CAREER

Carolina's most experienced returning big man for 2017-18 • Admitted to UNC's Kenan-Flagler Business School's undergraduate program, which is ranked seventh nationally • Two-time Academic All-ACC pick • The 14th Tar Heel to earn Academic All-ACC honors in multiple seasons • His father, Mark, also earned Academic All-ACC honors as a UNC quarterback in 1986 and 1987 • His brother Cole plays baseball at the University of Florida • Luke and Cole are the first brothers in NCAA history to win basketball and baseball NCAA titles in the same year.

SOPHOMORE SEASON (2016-17)

Won UNC's Danny Green Award as the team's most improved player and the Tyler Zeller Award as the team's top student-athlete • Averaged 5.5 points and 3.9 rebounds in 14.2 minutes per game • Had nine games with at least six rebounds and scored in double figures six times • Made 16 of 40 (.400) from three-point range • Carolina went 10-1 when he had

five or more rebounds.

2016-17 NCAA TOURNAMENT

Averaged 8.7 points and 5.3 rebounds and shot 48.7 percent from the floor • Scored in double figures three times in 29 games leading into the NCAA Tournament and three times in six games in the NCAA Tournament • Most Outstanding Player in the NCAA South Regional after scoring career highs in both wins over Butler (16) and Kentucky (17) and sending the Tar Heels to the Final Four with a 19-foot jump shot with 0.3 seconds to play to give UNC a 75-73 win over Kentucky • First UNC non-starter to win NCAA Regional MOP honors • First non-starter to win regional MOP honors since Massachusetts' Marcus Camby in 1996 • Third player since 1985 (with Duke's Christian Laettner and Villanova's Scottie Reynolds)

THE MAYE FILE

- **Name:** Luke David Maye
- **Birthday:** March 7
- **Birthplace:** Cary, N.C.
- **Parents:** Mark & Aimee Maye
- **Prep Coaches:** Jason Grube, Justin Batts



MAYE'S CAREER STATISTICS

YEAR	GP-GS	MIN	AVG	FGM-A	PCT	3FGM-A	PCT	FTM-A	PCT	OFF	DEF	REB	AVG	A	TO	B	S	PTS	AVG
2015-16	33-0	178	5.4	15-40	.375	2-7	.286	6-14	.429	24	30	54	1.6	7	10	3	3	38	1.2
2016-17	35-1	497	14.2	78-163	.479	16-40	.400	22-38	.579	58	80	138	3.9	41	30	7	15	194	5.5
TOTALS	68-1	675	9.9	93-203	.458	18-47	.383	28-52	.538	82	110	192	2.8	48	40	10	18	232	3.4

LUKE MAYE

to advance their teams to the Final Four with last-second baskets • Averaged 16.5 points and 7.5 rebounds in Memphis.

Scored 17 points vs. Kentucky in the NCAA Elite Eight • With 34 seconds to play he alertly threw a long pass that led to a Justin Jackson breakaway dunk • Added a steal with 17 seconds to play • Capped it with UNC's first last-second winning field goal since 2014 • Made a career-high three 3FGs and posted his first career double-double with 16 points and 12 rebounds in the Sweet 16 vs. Butler • First Tar Heel to come off the bench for a double-double in an NCAA Tournament game since Marvin Williams vs. Iowa State in 2005 • Led UNC in rebounding • Scored 10 points, had a team-high nine rebounds and was UNC's defensive player of the game in the first round win over Texas Southern • Seven points in UNC's 72-65 win over Arkansas.

2016-17 GAME HIGHLIGHTS

Eight points, three offensive rebounds and two assists in 90-83 win over Duke • Scored 13 points, eight in the first half, at NC State • Made his first college start on 2/9 at Duke (stepping in for an injured Isaiah Hicks) and scored eight points in 20 minutes • Career-high 15 rebounds against ninth-ranked Florida State (seven more than his previous high) • Nine points and a then-career-high eight rebounds in the 107-56 win over NC State • Shared team rebounding honors in the NC State game, the first time he led UNC in his career • Scored all 11 of his points in the second half in the loss to Kentucky • With UNC trailing 78-72, he hit three straight field goals, including back-to-back threes, to keep UNC within four at 84-80 • Sprained his left ankle vs. Chattanooga on 11/13 and was unable to play in the next five games.

**FRESHMAN SEASON
(2015-16)**

Twenty-four of his 54 rebounds were offensive boards • Had three or more offensive rebounds four times with a high of four against Appalachian State • Played 11 minutes against Kansas State and had four rebounds plus an assist and a blocked shot • Graded out as UNC's best defender vs. KSU • Season-high five rebounds and

two assists vs. Tulane • Had three offensive rebounds vs. UCLA and his three-point play gave UNC an eight-point lead with 8:23 to play • Had a season-high seven points and five boards (four offensive) vs. Appalachian State • Hit his first 3FG vs. UNCG • Had four rebounds and two assists in seven minutes against NC State • Matched his season high with 15 minutes vs. Wake Forest • Matched his season high with five rebounds at Virginia Tech • Named to the ACC Academic Honor Roll.

PREP

Attended William A. Hough High School in Cornelius, N.C. • Two-time member of the Associated Press All-State team • Scored 1,923 career points and grabbed 1,369 rebounds • Averaged 20.7 points, 15.5 rebounds and 3.5 assists as a senior • Three-time all-conference selection • Two-time conference and district player of the year • MVP of the Capital Classic All-Star Game with 15 points and 12 rebounds • Won the three-point contest at the Florida Classic All-Star Game • Played in the N.C.-S.C. All-Star Game • Played for coaches Jason Grube and Justin Batts at Hough • Played four years of high school baseball at first base and outfield • Member of the National Honor Society, French Honor Society and Math Honor Society.

PERSONAL

Born Luke David Maye in Cary, N.C. • Birthday is March 7 • Son of Mark and Aimee Maye • His father, Mark, played quarterback at UNC from 1984-87, leading the ACC in 1986 with 1,401 passing yards • Majoring in business administration • Wore No. 32 in high school • Favorite former Tar Heels are Tyler Hansbrough and Sean May • Closest friend on another team is Torin Dorn of NC State.

Maye's Career Highs

- **Points:** 17 vs. Kentucky (3/24/17)
- **Rebounds:** 15 vs. Florida State (1/14/17)
- **Assists:** 3 vs. Virginia Tech (1/26/17), at Virginia (2/27/17)
- **Steals:** 3 vs. Davidson (12/7/16)



Peyton Williams

LUKE MAYE



J.D. Lyon Jr.

Luke Maye, Game-by-Game

2015-16	FG	3FG	FT	REB	PF	PTS	A	TO	B	S	MP
vs. Temple	0-1	0-0	0-0	0-2-2	1	0	0	0	0	0	4
Fairfield	1-1	0-0	0-0	0-1-1	0	2	0	0	0	0	4
Wofford	0-0	0-0	0-0	1-2-3	0	0	0	0	0	0	3
at Northern Iowa	1-2	0-1	0-0	0-1-1	3	2	1	0	0	0	4
vs. Northwestern	0-0	0-0	0-0	0-0-0	0	0	0	0	0	0	1
vs. Kansas State	0-1	0-0	0-0	1-3-4	1	0	1	1	1	0	11
Maryland				DNP							
Davidson	0-4	0-0	0-0	3-0-3	1	0	0	0	0	1	10
at Texas	0-1	0-1	0-0	0-0-0	0	0	0	0	0	0	3
Tulane	0-2	0-1	1-4	3-2-5	0	1	2	0	1	0	13
vs. UCLA	1-1	0-0	1-3	3-0-3	2	3	0	0	0	0	12
Appalachian State	3-6	0-0	1-1	4-1-5	3	7	0	1	0	0	12
UNCG	2-2	1-1	0-0	1-3-4	1	5	0	1	0	0	15
Clemson	0-0	0-0	0-0	0-0-0	1	0	0	0	0	0	5
Georgia Tech	0-0	0-0	0-0	0-0-0	0	0	0	0	0	0	3
at Florida State	0-0	0-0	0-0	0-0-0	1	0	0	0	0	0	2
at Syracuse				DNP							
NC State	0-2	0-1	0-0	2-2-4	1	0	2	0	0	0	7
Wake Forest	2-4	0-0	0-0	2-0-2	3	4	0	0	1	0	15
at Virginia Tech	0-1	0-0	2-4	2-3-5	2	2	0	1	0	1	11
Boston College	1-1	0-0	0-0	0-0-0	2	2	0	1	0	0	3
at Louisville	1-2	0-0	0-0	0-1-1	1	2	0	2	0	0	3
at Notre Dame	0-0	0-0	0-0	0-2-2	2	0	0	0	0	0	4
at Boston College	0-0	0-0	0-0	0-0-0	0	0	0	0	0	1	1
Pitt	1-1	1-1	0-0	0-1-1	0	3	0	1	0	0	3
Duke	0-1	0-0	0-0	0-2-2	0	0	0	0	0	0	5
Miami	1-1	0-0	0-0	0-0-0	0	2	0	0	0	0	1
at NC State				DNP							
at Virginia	0-0	0-0	0-0	0-1-1	1	0	1	1	0	0	5
Syracuse	1-3	0-1	0-0	1-2-3	0	2	0	1	0	0	6
at Duke				DNP							
vs. Pitt (ACC)	0-1	0-0	0-0	0-0-0	0	0	0	0	0	0	5
vs. Notre Dame	0-2	0-0	0-0	1-1-2	0	0	0	0	0	0	4
vs. Virginia				DNP							
vs. FGCU (NCAA)	0-0	0-0	0-0	0-0-0	0	0	0	0	0	0	1
vs. Providence	0-0	0-0	1-2	0-0-0	0	1	0	0	0	0	1
vs. Indiana	0-0	0-0	0-0	0-0-0	0	0	0	0	0	0	1
vs. Notre Dame				DNP							
vs. Syracuse	0-0	0-0	0-0	0-0-0	0	0	0	0	0	0	0+
vs. Villanova				DNP							
2016-17	FG	3FG	FT	REB	PF	PTS	A	TO	B	S	MP
at Tulane	1-4	0-0	0-0	2-2-4	2	2	1	2	2	1	14
Chattanooga	1-1	0-0	1-2	1-1-2	1	3	2	2	0	1	8
next 5 games				DNP – sprained left ankle							
at Indiana	0-2	0-1	2-3	1-0-1	3	2	2	0	1	0	8
Radford	2-3	0-0	0-1	3-3-6	2	4	0	1	0	0	14
Davidson	4-7	1-2	1-2	2-4-6	4	10	1	2	0	3	16
Tennessee	1-6	0-1	2-4	2-0-2	1	4	0	0	0	1	17
vs. Kentucky	4-6	2-3	1-2	1-2-3	0	11	0	1	0	1	21
Northern Iowa	3-4	1-2	0-0	0-3-3	1	7	2	2	0	0	16
Monmouth	0-3	0-1	2-2	1-2-3	2	2	2	1	0	0	11
at Georgia Tech	3-6	0-0	0-0	5-1-6	3	6	0	2	1	1	11
at Clemson	1-2	0-1	0-0	0-2-2	1	2	0	0	0	0	10
NC State	4-9	1-1	0-1	4-4-8	2	9	1	1	0	1	19
at Wake Forest	0-1	0-1	1-2	0-2-2	4	1	2	0	1	0	8
Florida State	1-6	0-1	0-0	5-10-15	3	2	2	4	0	0	25
Syracuse	4-5	0-0	0-2	0-0-0	2	8	2	0	0	0	13
at Boston College	1-4	1-2	0-0	1-4-5	0	3	1	1	0	1	14
Virginia Tech	2-3	0-0	0-0	0-0-0	0	4	3	0	0	0	10
at Miami	2-5	0-0	0-0	1-1-2	1	4	1	0	0	0	10
Pitt	3-3	1-1	0-0	1-0-1	2	7	0	1	0	0	7
Notre Dame	2-3	0-0	2-3	2-1-3	1	6	1	0	0	1	9
at Duke*	4-8	0-1	0-0	0-2-2	3	8	2	0	0	0	20
at NC State	6-11	1-3	0-0	4-3-7	2	13	0	0	0	0	23
Virginia	2-4	1-1	0-0	3-4-7	0	5	0	1	0	0	14
Louisville	0-2	0-0	1-2	1-1-2	2	1	1	1	0	2	16
at Pitt	1-4	0-0	0-0	4-1-5	4	2	2	1	0	0	12
at Virginia	1-3	0-1	0-0	0-2-2	0	2	3	2	1	0	16
Duke	4-5	0-1	0-0	3-0-3	3	8	2	1	0	0	18
vs. Miami (ACC)	2-2	2-2	0-0	1-2-3	1	6	0	1	0	0	13
vs. Duke	0-2	0-2	0-0	0-1-1	5	0	1	1	0	0	7
vs. TSU (NCAA)	4-11	0-2	2-3	4-5-9	1	10	1	2	1	0	19
vs. Arkansas	3-5	0-1	1-2	2-1-3	0	7	0	0	0	0	10
vs. Butler	6-10	3-5	1-2	3-9-12	1	16	2	0	0	1	25
vs. Kentucky	6-9	2-3	3-3	0-3-3	0	17	2	0	0	1	20
vs. Oregon	0-3	0-1	2-2	0-3-3	3	2	2	0	0	0	13
vs. Gonzaga	0-1	0-0	0-0	1-1-2	3	0	0	0	0	0	10

*started



Kenny Williams 24

#24 Kenny Williams

Jr. • G • 6-4 • 185 • Midlothian, Va. • Exercise & Sport Science Major

CAREER

Returning from a right knee injury and surgery that cost him the end of his sophomore campaign • Missed the last 14 games of the year • Started 22 games for the eventual national champions.

SOPHOMORE SEASON (2016-17)

Injured his right knee in warm-ups before practice on 2/14 • Underwent successful surgery on 2/21 and missed the rest of the season • Started his last 18 games and 22 overall • Third on the team in 3FGs made (27) • Made multiple three-pointers six times • Carolina's defensive player of the game five times • Grabbed multiple offensive rebounds in nine games, including three or more five times • Scored in double figures six times with a high of 19 vs. Radford.

Scored 11 points and had three assists vs. Notre Dame • Had 12 points and five assists in the win at Wake Forest • Scored six of his 11 points at Clemson in overtime, including a jumper that gave UNC an 81-79 lead and both ends of a 1-and-1 with 17 seconds to play to extend UNC's lead to 87-83 • Scored six of UNC's 12 points in overtime • Career-high seven rebounds against Monmouth • Tied

his career-high with five assists and had no turnovers in a career-high 34 minutes against Kentucky • Career-high 19 points and five three-pointers vs. Radford • Scored 16 first-half points (14 of UNC's first 18 in a span of three minutes and 18 seconds) • First career multi-3FG game when he made two at Hawai'i • Then-career high in points (11) and career highs in rebounds (6), assists (5) and steals (3) vs. Chattanooga • Made his first start in the opener at Tulane.

FRESHMAN SEASON (2015-16)

Saw action in 30 games as a freshman • Called on to provide a defensive spark in the ACC Tournament championship game vs. Virginia and the quarterfinal vs. Pitt • Played five second-half minutes against the Panthers, coming into the game with 10:30 to play and UNC leading by four • He set up Joel Berry II for a score, then hit his first 3FG of the year with 8:30 to play to give UNC an 11-point lead • He exited the game with UNC leading by 13 • In the championship game vs. UVA, he came on with 15:11 to play and UNC down by two and helped guard ACC Player of the Year Malcolm Brogdon • Played six min-

utes, during which time the game was tied and Brogdon made one of two field goals and had a turnover • Played five of his seven minutes in the second half in the win at Florida State • Scored a fast-break basket as part of an 8-0 Tar Heel run midway through the half • Played a season-high 11 minutes and matched his high with four points against UNCG • Scored his first collegiate points on a steal and breakaway layup vs. Temple • Season-high four points vs. Fairfield, Davidson and UNCG.



THE WILLIAMS FILE

- **Name:** Kenneth Fleming Williams III
- **Birthday:** November 18
- **Birthplace:** Midlothian, Va.
- **Parents:** Kenneth Williams Jr. & Sherri Townes
- **Prep Coach:** Troy Manns

WILLIAMS' CAREER STATISTICS

YEAR	GP-GS	MIN	AVG	FGM-A	PCT	3FGM-A	PCT	FTM-A	PCT	OFF	DEF	REB	AVG	A	TO	B	S	PTS	AVG
2015-16	30-0	122	4.1	8-22	.364	1-13	.077	6-6	1.000	4	7	11	0.4	6	1	0	3	23	0.8
2016-17	26-22	617	23.7	58-139	.417	27-80	.338	19-30	.633	34	52	86	3.3	56	30	8	23	162	6.2
TOTALS	56-22	739	13.2	66-161	.410	28-93	.301	25-36	.694	38	59	97	1.7	62	31	8	26	185	3.3

Peyton Williams

MEET THE 2017-18 TAR HEELS

KENNY WILLIAMS

PREP

Played for Coach Troy Manns at Lloyd C. Bird High School in Chesterfield, Va. • Led Bird to 89 wins in four years • Earned 5A all-state honors in 2014 and 2015 • Three-time All-Metro Richmond

selection • Scored 1,603 career points (15.7 per game) and had 488 rebounds, 247 assists, 247 steals and shot 38 percent from three-point range • Made 152 career three-pointers • Averaged 17.9 points, 5.7 rebounds, 3.4 assists

and 3.3 steals as a senior • Set the school record with 50 points in a game • Bird went 23-3 in 2015 and won the conference title for the second time • Conference player of the year in 2014 • Hit seven three-pointers and scored 31 points en route to Most Valuable Player honors at the '804' all-star game in 2015.

and sport science in the sport administration program • Has always worn No. 24 • Closest friend on another team is Devin Morgan Jr. (Delaware State) • Would love to witness a speech by Martin Luther King Jr.

Kenny Williams, Game-by-Game											
2015-16	FG	3FG	FT	REB	PF	PTS	A	TO	B	S	MP
vs. Temple	1-1	0-0	0-0	0-0-0	0	2	0	0	0	1	6
Fairfield	2-3	0-1	0-0	0-1-1	1	4	0	0	0	1	6
Wofford	0-0	0-0	0-0	0-0-0	0	0	0	0	0	0	3
at Northern Iowa	0-1	0-1	0-0	0-0-0	0	0	1	0	0	1	3
vs. Northwestern	0-2	0-2	0-0	0-0-0	2	0	0	0	0	0	6
vs. Kansas State	0-1	0-1	0-0	0-0-0	0	0	0	0	0	0	4
Maryland				DNP							
Davidson	2-3	0-1	0-0	0-3-3	0	4	1	0	0	0	8
at Texas				DNP							
Tulane	0-0	0-0	0-0	0-0-0	0	0	0	0	0	0	5
vs. UCLA	0-1	0-1	0-0	0-0-0	0	0	0	0	0	0	1
Appalachian State	0-1	0-1	0-0	0-0-0	1	0	1	0	0	0	9
UNCG	1-3	0-1	2-2	1-0-1	0	4	1	0	0	0	11
Clemson				DNP							
Georgia Tech	0-0	0-0	0-0	0-0-0	0	0	0	0	0	0	2
at Florida State	1-1	0-0	0-0	1-0-1	0	2	0	1	0	0	7
at Syracuse				DNP							
NC State	0-0	0-0	0-0	0-0-0	0	0	0	0	0	0	2
Wake Forest	0-1	0-1	2-2	0-1-1	0	2	1	0	0	0	7
at Virginia Tech	0-0	0-0	0-0	0-0-0	0	0	0	0	0	0	2
Boston College	0-1	0-1	0-0	0-0-0	1	0	0	0	0	0	7
at Louisville	0-0	0-0	0-0	0-0-0	0	0	0	0	0	0	3
at Notre Dame	0-0	0-0	0-0	0-0-0	0	0	0	0	0	0	0+
at Boston College	0-0	0-0	0-0	0-1-1	1	0	0	0	0	0	4
Pitt	0-1	0-1	0-0	0-0-0	0	0	0	0	0	0	1
Duke				DNP							
Miami	0-0	0-0	0-0	0-0-0	1	0	0	0	0	0	2
at NC State				DNP							
at Virginia	0-0	0-0	0-0	0-0-0	0	0	0	0	0	0	0+
Syracuse				DNP							
at Duke				DNP							
vs. Pitt (ACC)	1-1	1-1	0-0	0-0-0	0	3	1	0	0	0	5
vs. Notre Dame	0-1	0-0	0-0	1-0-1	0	0	0	0	0	0	4
vs. Virginia	0-0	0-0	0-0	0-0-0	1	0	0	0	0	0	6
vs. FGCU (NCAA)	0-0	0-0	2-2	1-1-2	0	2	0	0	0	0	5
vs. Providence	0-0	0-0	0-0	0-0-0	0	0	0	0	0	0	1
vs. Indiana	0-0	0-0	0-0	0-0-0	1	0	0	0	0	0	1
vs. Notre Dame				DNP							
vs. Syracuse	0-0	0-0	0-0	0-0-0	0	0	0	0	0	0	1
vs. Villanova				DNP							
2016-17	FG	3FG	FT	REB	PF	PTS	A	TO	B	S	MP
at Tulane*	1-5	0-3	0-0	2-3-5	0	2	4	1	0	1	21
Chattanooga	4-7	1-2	2-2	4-2-6	1	11	5	1	0	3	18
Long Beach St	1-3	1-2	1-2	2-3-5	1	4	1	0	0	0	17
at Hawai'i	2-4	2-3	0-0	0-3-3	2	6	2	2	0	0	20
vs. Chaminade*	3-6	1-3	0-0	3-1-4	2	7	2	3	1	3	27
vs. Oklahoma St*	3-5	3-4	0-0	0-3-3	1	9	0	2	0	0	21
vs. Wisconsin*	0-1	0-1	0-0	0-2-2	1	0	0	0	0	0	22
at Indiana	2-5	0-2	3-3	2-0-2	0	7	1	2	1	0	17
Radford*	7-10	5-6	0-0	3-2-5	1	19	1	0	0	1	25
Davidson*	2-4	1-3	1-2	1-1-2	4	6	3	3	1	1	25
Tennessee*	5-10	1-5	1-3	1-1-2	3	12	1	3	1	0	29
vs. Kentucky*	1-2	0-1	0-0	1-2-3	1	2	5	0	1	0	34
Northern Iowa*	1-3	0-2	0-1	1-1-2	2	2	5	0	0	1	28
Monmouth*	3-8	1-3	0-0	4-3-7	2	7	2	3	0	0	23
at Georgia Tech*	1-7	0-6	2-2	3-1-4	3	4	2	0	1	3	25
at Clemson*	4-8	1-3	2-2	1-3-4	1	11	0	2	0	2	30
NC State*	4-7	1-4	0-0	1-0-1	0	9	1	0	0	2	20
at Wake Forest*	3-3	2-2	4-6	0-0-0	2	12	5	2	0	2	25
Florida State*	1-7	1-4	1-4	2-4-6	1	4	1	0	0	2	30
Syracuse*	2-7	2-6	0-0	0-1-1	1	6	4	0	0	2	27
at Boston College*	1-4	0-1	2-2	0-4-4	3	4	3	1	2	0	19
Virginia Tech*	1-5	1-3	0-1	1-4-5	2	3	2	3	0	0	27
at Miami*	1-8	0-5	0-0	1-2-3	1	2	1	1	0	0	24
Pitt*	1-3	0-2	0-0	0-1-1	1	2	2	1	0	0	17
Notre Dame*	4-6	3-4	0-0	1-2-3	4	11	3	0	0	0	26
at Duke*	0-1	0-0	0-0	0-2-2	0	0	0	0	0	0	20
next 14 games				DNP – right knee\							
*started											

PERSONAL

Born Kenneth Fleming Williams III in Richmond, Va. • Birthday is November 18 • Parents are Kenneth Williams Jr. and Sherri Townes • Majoring in exercise

Williams' Career Highs

- **Points:** 19 vs. Radford (12/4/16)
- **Rebounds:** 7 vs. Monmouth (12/28/16)
- **Assists:** 5 on four occasions, most recently at Wake Forest (1/11/17)
- **Steals:** 3 vs. Chattanooga (11/13/16), vs. Chaminade (11/21/16)



Jack Worlton



B'Rob
#4

#4 Brandon Robinson

So. • F • 6-5 • 170 • Douglasville, Ga. • Media & Journalism Major

FRESHMAN SEASON (2016-17)

Played in 37 games at the '2/3'

- Averaged 7.6 minutes per game (4.6 in conference play) • Had 28 assists and 14 turnovers • Scored on a drive to the basket in the first half in the win over Duke • Five points in 12 minutes at Miami, his longest outing in ACC play • Made his first ACC three-pointer against Virginia Tech • Six points in six minutes vs. NC State • Scored six points vs. Northern Iowa • Scored six points, had three rebounds and three steals in 17 minutes against Tennessee • Tip-in basket with 50 seconds to play gave Carolina a 72-69 lead and provided the eventual winning points against the Vols • Hit a three-pointer, had two steals and was part of an earlier 8-0 run that gave UNC its first lead in the win over Davidson • Led Carolina with four assists and two blocks vs. Chaminade • Left the game in the first half after getting hit in the face by an elbow; received three stitches in his lip at halftime but played nine minutes in the second half • Hit a key three-pointer in the win at Hawai'i after the Rainbow Warriors pulled to within a point • Sank 4 of 5 free throws and

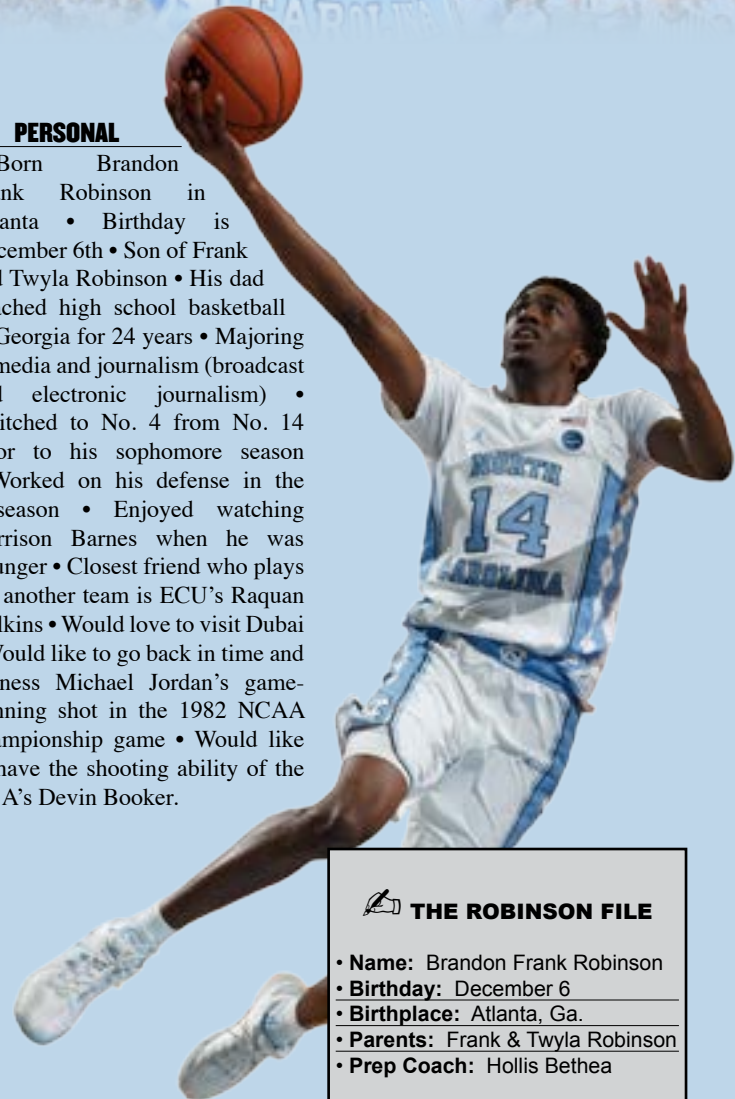
scored a season-high seven points in 22 minutes vs. Long Beach • Made his first field goal attempt, a three-pointer, at Tulane.

PREP

Played for Coach Hollis Bethea III at Douglas County High School in Douglasville, Ga. • Averaged 23 points, 5.3 rebounds, nearly four assists and two steals as a senior • Region 3-AAAAAA Player of the Year as selected by the coaches, Georgia Coaches All-State, Douglas County Player of the Year and first-team All-Metro Atlanta in 2016 • Earned second-team USA Today all-state honors • Two-time all-region, all-county selection • Also won Atlanta Journal-Constitution Class 6-A and Douglas County Sentinel Player of the Year honors as a senior • Junior 6-A player of the year as a junior • Career totals included 1,485 points, 412 rebounds, 301 assists, 129 steals and 101 blocked shots • Two-time captain • Made four straight trips to the state playoffs • Regional champions as a freshman • Led his Georgia Stars AAU team to the 2015 Nike Peach Jam title • Received a National Scholar-Athlete award as a senior • Honor student all four years.

PERSONAL

Born Brandon Frank Robinson in Atlanta • Birthday is December 6th • Son of Frank and Twyla Robinson • His dad coached high school basketball in Georgia for 24 years • Majoring in media and journalism (broadcast and electronic journalism) • Switched to No. 4 from No. 14 prior to his sophomore season • Worked on his defense in the offseason • Enjoyed watching Harrison Barnes when he was younger • Closest friend who plays for another team is ECU's Raquan Wilkins • Would love to visit Dubai • Would like to go back in time and witness Michael Jordan's game-winning shot in the 1982 NCAA championship game • Would like to have the shooting ability of the NBA's Devin Booker.



THE ROBINSON FILE

- **Name:** Brandon Frank Robinson
- **Birthday:** December 6
- **Birthplace:** Atlanta, Ga.
- **Parents:** Frank & Twyla Robinson
- **Prep Coach:** Hollis Bethea

ROBINSON'S CAREER STATISTICS

YEAR	GP-GS	MIN	AVG	FGM-A	PCT	3FGM-A	PCT	FTM-A	PCT	OFF	DEF	REB	AVG	A	TO	B	S	PTS	AVG
2016-17	37-0	281	7.6	22-64	.344	7-30	.233	18-27	.667	11	32	43	1.2	28	14	3	9	69	1.9

Peyton Williams

MEET THE 2017-18 TAR HEELS
BRANDON ROBINSON



Jeffrey Camarati

Robinson's Career Highs

- **Points:** 7 vs. Long Beach State (11/15/16)
- **Rebounds:** 4 at Hawai'i (11/18/16), vs. NC State (1/8/17)
- **Assists:** 4 vs. Chaminade (11/21/16)
- **Steals:** 2 vs. Davidson (12/7/16), at Clemson (1/3/17)

Brandon Robinson, Game-by-Game

2016-17	FG	3FG	FT	REB	PF	PTS	A	TO	B	S	MP
at Tulane	1-3	1-2	0-0	0-1-1	0	3	1	0	0	0	10
Chattanooga	2-6	0-2	1-2	1-2-3	0	5	1	0	0	1	11
Long Beach St	1-3	1-3	4-5	0-3-3	0	7	2	2	0	0	21
at Hawai'i	2-5	1-2	0-0	1-2-3	2	5	3	1	0	0	14
vs. Chaminade	2-3	1-2	0-0	0-3-3	1	5	4	1	2	0	14
vs. Oklahoma St	0-1	0-1	2-2	1-3-4	2	2	0	1	0	0	9
vs. Wisconsin	0-1	0-1	0-0	0-0-0	1	0	0	1	0	1	7
at Indiana	0-2	0-1	0-3	0-0-0	0	0	0	0	0	0	9
Radford	0-5	0-3	2-2	1-3-4	1	2	2	1	0	1	13
Davidson	1-1	1-1	0-0	0-2-2	1	3	1	0	0	2	14
Tennessee	3-5	0-1	0-0	1-2-3	1	6	3	0	0	0	17
vs. Kentucky	0-1	0-0	0-0	0-1-1	1	0	0	0	0	0	7
Northern Iowa	2-3	0-1	2-2	1-1-2	4	6	1	1	0	0	16
Monmouth	0-1	0-0	4-5	0-1-1	3	4	1	0	0	0	16
at Georgia Tech	0-5	0-1	0-0	2-0-2	1	0	0	2	0	0	9
at Clemson	1-2	0-1	0-0	0-1-1	0	2	1	0	0	2	6
NC State	3-4	0-0	0-0	1-0-1	1	6	0	1	0	1	6
at Wake Forest	0-0	0-0	0-0	0-0-0	0	0	0	0	0	0	1
Florida State	0-1	0-0	0-2	0-0-0	0	0	0	0	0	0	4
Syracuse	0-0	0-0	0-0	0-0-0	1	0	0	0	0	0	1
at Boston College	0-0	0-0	0-0	0-1-1	0	0	0	0	0	0	2
Virginia Tech	1-2	1-2	0-0	0-0-0	0	3	0	0	0	0	4
at Miami	1-2	1-2	2-2	0-1-1	2	5	0	0	0	0	12
Pitt	0-0	0-0	0-0	0-0-0	0	0	1	0	0	0	4
Notre Dame	0-1	0-0	0-0	1-0-1	0	0	1	0	1	0	3
at Duke	0-0	0-0	0-0	0-0-0	1	0	0	0	0	0	4
at NC State	0-1	0-1	0-0	0-1-1	1	0	0	1	0	0	6
Virginia	0-1	0-1	0-0	0-1-1	0	0	0	0	0	0	6
Louisville	0-0	0-0	0-0	0-0-0	0	0	0	0	0	0	2
at Pitt	0-0	0-0	0-0	0-1-1	0	0	2	1	0	1	5
at Virginia	0-1	0-0	1-2	1-0-1	0	1	0	0	0	0	5
Duke	1-1	0-0	0-0	0-1-1	2	2	1	0	0	0	3
vs. Miami (ACC)	0-1	0-1	0-0	0-0-0	1	0	1	1	0	0	8
vs. Duke	0-1	0-1	0-0	0-0-0	2	0	0	0	0	0	6
vs. TSU (NCAA)	1-1	0-0	0-0	0-1-1	2	2	2	1	0	0	7
vs. Arkansas	0-0	0-0	0-0	0-0-0	0	0	0	0	0	0	0+
vs. Butler	0-0	0-0	0-0	0-0-0	0	0	0	0	0	0	1
vs. Kentucky											DNP
vs. Oregon											DNP
vs. Gonzaga											DNP

Peyton Williams



Shea Rush #11



#11 Shea Rush

So. • F • 6-5 • 210 • Fairway, Kan.

CAREER

Came to UNC as a walk-on but is on scholarship this season.

FRESHMAN SEASON (2016-17)

Played in 20 games, including the NCAA first round and Sweet 16 wins over Texas Southern and Butler • Scored 15 points and had four rebounds • Season-high three points against Long Beach State and Northern Iowa.

PREP

Played for Coach Billy Thomas at The Barstow School in Kansas City, Mo. (Thomas played for Roy Williams and was a teammate of C.B. McGrath at Kansas from 1995-98) • Averaged 15.5 points, 5.7 rebounds and two steals as a senior • Led Barstow to a 102-17 record and three consecutive championship game appearances in the state playoffs, winning the title in 2015 • Went 27-4 as a senior • Won first-team all-conference and all-district and honorable mention all-metro and all-state honors in 2016 • Member of the Missouri and Kansas City all-star teams • Also played baseball and golf • President of the investment club.

PERSONAL

Birthday is December 22nd • Born Skylar Shea Rush in Fairway, Kan. • Son of JaRon Rush and Sarah Hofstra • JaRon played at UCLA • His uncle, Kareem, played at Missouri and seven seasons in the NBA • His uncle, Brandon, won an NCAA title at Kansas in 2008 and won an NBA title with Golden State in 2015 • His prep coach, Billy Thomas played for Roy Williams at Kansas • Chose jersey No. 11 “because it’s long and lanky, like me, and it’s aesthetically pleasing and the time 11:11 is lucky to me” • Admires former Tar Heel James Michael McAdoo • Closest friend on another team is Nebraska’s Jeriah Horne • Can play piano • Would like to possess LeBron James’ will to win and Steph Curry’s shooting consistency • Enjoys photography and making hats (fedoras) in his spare time.



THE RUSH FILE

- **Name:** Skylar Shea Rush
- **Birthday:** December 22
- **Birthplace:** Fairway, Kan.
- **Parents:** JaRon Rush & Sarah Hofstra
- **Prep Coach:** Billy Thomas

RUSH'S CAREER STATISTICS

YEAR	GP-GS	MIN	AVG	FGM-A	PCT	3FGM-A	PCT	FTM-A	PCT	OFF	DEF	REB	AVG	A	TO	B	S	PTS	AVG
2016-17	20-0	33	1.7	4-14	.286	1-3	.333	6-12	.500	1	3	4	0.2	0	2	1	3	15	0.8

Jeffrey Camarati



Seventh Woods #0

#0 Seventh Woods

So. • G • 6-1 • 185 • Columbia, S.C. • Exercise and Sport Science Major



FRESHMAN SEASON (2016-17)

Tied a school record by appearing in all 40 games

- Averaged 7.7 minutes per game in the primary relief role behind Joel Berry II at the point
- Had 49 assists, 42 turnovers and 21 steals
- Had 25 assists and 13 turnovers in ACC regular-season play
- Made two steals five times
- Played his best game in conference play at Duke, when he scored four points and had a team-high four assists in eight minutes
- Six points and four assists in 15 minutes against NC State
- Scored six points against Tennessee, including back-to-back driving layups that cut UT's lead to one point with under six minutes to play in the game
- Part of a group that sparked an early turnaround and gave UNC its first lead against Davidson
- Played a season-high 22 minutes against Radford after Berry went out with an injury
- Scored a season-high nine points vs. Radford and had one assist and a season-high five turnovers
- Seven points at Hawai'i
- Led the Tar Heels

with six assists vs. Long Beach State

- Had two assists and three rebounds in his collegiate debut at Tulane.

PREP

Played for Mark McClam at the Hammond School in Columbia, S.C.

- Two-time Mr. Basketball in South Carolina
- Led Hammond to the 2015 state championship, the school's first title in 16 years
- Helped Hammond win 36 straight games
- Went 23-3 as a senior, reaching the state semifinals in 2016
- Averaged 18.9 points, 4.5 rebounds, five assists and 3.6 steals per game as a senior
- Earned all-region and all-state honors in each year since the eighth grade
- Four-time South Carolina Independent Schools Association Player of the Year
- Four-time Region 3A Player of the Year
- Second-leading scorer in school history with more than 2,000 career points
- Set single-game school record with 49 points
- 2014 Gatorade Player of the Year in South Carolina and the State's Midlands Co-Player of the Year in 2015
- MaxPreps All-America as a senior
- Won a gold medal in Uruguay playing for USA Basketball in the 2013 FIBA Americas U-16 championship
- Captained that team
- Was the

youngest member of that Team USA squad.

PERSONAL

Birthday is August 7th

- Born Seventh Day'Vonte Woods in Columbia, S.C.
- Son of Louis and Monica Woods
- Is the youngest of six children
- Majoring in exercise and sport science (in the sports administration program)
- Switched to jersey No. 0 prior to his sophomore season after wearing No. 21 as a freshman
- Closest friend on another team was former NC State guard Dennis Smith
- Would like to go back in time to watch the 1992 Dream Team win the Olympic gold medal
- Would love to possess Steph Curry's outside shooting touch.

THE WOODS FILE

- **Name:** Seventh Day'Vonte Woods
- **Birthday:** August 7
- **Birthplace:** Columbia, S.C.
- **Parents:** Louis & Monica Woods
- **Prep Coach:** Mark McClam

WOODS' CAREER STATISTICS

YEAR	GP-GS	MIN	AVG	FGM-A	PCT	3FGM-A	PCT	FTM-A	PCT	OFF	DEF	REB	AVG	A	TO	B	S	PTS	AVG
2016-17	40-0	309	7.7	17-60	.283	2-11	.182	25-41	.610	6	49	55	1.4	49	42	2	21	61	1.5

Peyton Williams



Woods' Career Highs
 • **Points:** 9 vs. Radford (12/4/16)
 • **Rebounds:** 4 at Hawai'i (11/18/16), vs. NC State (1/8/17)
 • **Assists:** 6 vs. Long Beach State (11/15/16)
 • **Steals:** 2 several times



Jeffrey Camaratti

Seventh Woods, Game-by-Game												
2016-17	FG	3FG	FT	REB	PF	PTS	A	TO	B	S	MP	
at Tulane	0-1	0-0	2-2	1-2-3	2	2	2	2	0	1	10	
Chattanooga	1-3	1-1	3-6	0-0-0	1	6	1	1	0	1	12	
Long Beach St	0-1	0-0	0-0	0-2-2	2	0	6	3	0	1	17	
at Hawai'i	1-2	1-1	4-4	0-4-4	1	7	0	1	0	0	11	
vs. Chaminade	0-3	0-2	2-4	1-3-4	0	2	1	1	0	0	17	
vs. Oklahoma St	0-1	0-0	0-0	0-1-1	5	0	2	1	0	1	7	
vs. Wisconsin	0-0	0-0	0-0	0-0-0	0	0	1	1	1	0	6	
at Indiana	0-1	0-0	1-2	0-1-1	0	1	1	1	0	2	9	
Radford	3-6	0-1	3-4	0-3-3	1	9	1	5	0	2	22	
Davidson	1-3	0-1	2-2	2-1-3	0	4	2	1	0	2	11	
Tennessee	3-3	0-0	0-0	1-1-2	0	6	0	3	0	1	8	
vs. Kentucky	0-0	0-0	0-0	0-0-0	1	0	0	2	0	0	4	
Northern Iowa	2-5	0-0	0-0	1-2-3	0	4	1	0	0	2	6	
Monmouth	0-2	0-1	0-4	0-2-2	1	0	1	3	0	1	11	
at Georgia Tech	0-0	0-0	0-0	0-1-1	0	0	2	1	0	0	3	
at Clemson	0-1	0-0	0-0	0-1-1	0	0	0	1	0	0	4	
NC State	1-2	0-0	4-6	0-3-3	0	6	4	2	0	1	15	
at Wake Forest	0-0	0-0	0-0	0-0-0	0	0	1	0	0	0	7	
Florida State	0-2	0-0	0-1	0-0-0	0	0	0	0	0	0	3	
Syracuse	0-2	0-1	0-2	0-3-3	1	0	1	0	0	0	3	
at Boston College	0-2	0-1	0-0	0-0-0	0	0	2	1	0	0	7	
Virginia Tech	1-3	0-1	0-0	0-0-0	0	2	3	1	0	0	9	
at Miami	0-1	0-0	0-0	0-3-3	3	0	1	2	1	0	11	
Pitt	0-0	0-0	0-0	0-0-0	1	0	2	0	0	0	2	
Notre Dame	0-0	0-0	0-0	0-1-1	0	0	1	0	0	1	3	
at Duke	2-3	0-0	0-0	0-1-1	0	4	4	0	0	0	8	
at NC State	2-3	0-0	0-0	0-1-1	1	4	2	2	0	0	10	
Virginia	0-0	0-0	0-0	0-3-3	0	0	2	0	0	0	11	
Louisville	0-1	0-0	0-0	0-1-1	1	0	0	1	0	2	5	
at Pitt	0-2	0-0	0-0	0-2-2	1	0	0	1	0	0	8	
at Virginia	0-2	0-0	2-2	0-1-1	1	2	0	1	0	0	6	
Duke	0-2	0-0	0-0	0-1-1	1	0	0	0	0	0	3	
vs. Miami (ACC)	0-0	0-0	0-0	0-2-2	0	0	1	1	0	0	8	
vs. Duke	0-0	0-0	0-0	0-0-0	0	0	0	1	0	0	2	
vs. TSU (NCAA)	0-2	0-1	2-2	0-1-1	1	2	2	1	0	1	15	
vs. Arkansas	0-1	0-0	0-0	0-0-0	0	0	0	0	0	1	4	
vs. Butler	0-0	0-0	0-0	0-1-1	0	0	1	1	0	1	4	
vs. Kentucky	0-0	0-0	0-0	0-0-0	2	0	1	0	0	0	1	
vs. Oregon	0-0	0-0	0-0	0-1-1	1	0	0	0	0	0	3	
vs. Gonzaga	0-0	0-0	0-0	0-0-0	0	0	0	0	0	0	3	

Jaack Morton



K.J. Smith #30

#30 K.J. Smith

So. • G • 6-2 • 180 • Calabasas, Calif.



FRESHMAN SEASON (2016-17)

Transfer from the University of Pacific, where he played in 24 games as a freshman in 2016-17 • Will sit out the 2017-18 season • Averaged 13.0 minutes per game • Scored 76 points • Scored in double figures three times – a season-high 17 vs. Cal-State Fullerton, 15 vs. Pacific Union and 10 vs. Portland • Made eight three-pointers.

PREP

Finished his prep career at IMG Academy in Bradenton, Fla. • Played for coach Gary McKnight at Mater Dei High School in Santa Ana, Calif. • Also attended Oaks Christian High School in Westlake Village, Calif. • As a senior at Mater Dei, he was team captain and led his team to a 29-5 record and league title • Team won the SoCal state title.

PERSONAL

Born Kenneth Smith Jr. in Houston, Texas • Son of Kenny Smith and Dawn Reavis • Birthday is June 26 • His father, a two-time NBA champion with the Houston Rockets, played at Carolina from 1983-87, was named National Player of the Year by Basketball

THE SMITH FILE

- **Name:** Kenneth Smith Jr.
- **Birthday:** June 26
- **Birthplace:** Houston, Texas
- **Parents:** Kenny Smith & Dawn Reavis
- **Prep Coach:** Gary McKnight

Times in 1987 and finished his career with 1,636 points and was Carolina's all-time leader in assists and steals • Kenny Sr. is an award-winning TV analyst for Turner Sports • K.J. is wearing the No. 30 that his father wore as a Tar Heel and hangs in the rafters of the Smith Center • Favorite former Tar Heel (non-related division) is Kendall Marshall • Has three sisters – Kayla Brianna, an R&B singer, Monique Smith, an actress, and London Olivia – and a brother, Malloy Adrian • His stepmother is The Price is Right model Gwendolyn Osborne.

Smith's Career Highs

- **Points:** 17 at Cal State Fullerton (12/3/16)
- **Rebounds:** 3 vs. Pacific Union (12/23/16), at Portland (2/16/17)
- **Assists:** 4 at Cal State Fullerton (12/3/16)
- **Steals:** 3 vs. Pacific Union (12/23/16)



Jeffrey Camarati

SMITH'S CAREER STATISTICS


YEAR	GP-GS	MIN	AVG	FGM-A	PCT	3FGM-A	PCT	FTM-A	PCT	OFF	DEF	REB	AVG	A	TO	B	S	PTS	AVG
2016-17	24-3	312	13.0	28-77	.364	8-37	.216	12-24	.500	4	15	19	0.8	19	11	3	8	76	3.2



Brooks #15

#15 Garrison Brooks

Fr. • F • 6-9 • 215 • Lafayette, Ala.



PREP

Played for coaches Frank Tolbert and Chris Brandt at Auburn High School • Earned first-team all-state honors once and second-team honors twice • Opelika-Auburn News Player of the Year • Played in the Alabama-Mississippi All-Star game • Averaged 14.3 points, 9.1 rebounds and 2.3 blocks as a senior and broke the school record for career blocks with 334 • Scored 1,457 points and grabbed 1,116 rebounds in his four years, becoming the second player in Auburn High history with 1,000 or more in both categories • Earned first-team all-state, all-region and all-area honors • Was the runner-up for Class 7A state player-of-the-year honors.

PERSONAL

Born Garrison O'Neal Brooks in Meridian, Miss. • Son of Chris and Tammara Colquitt • Birthday is June 29 • Led Auburn to the 2017 7A state championship finals • Favorite former Tar Heel is Brice Johnson • Undeclared major.

THE BROOKS FILE

- **Name:** Garrison O'Neal Brooks
- **Birthday:** June 29
- **Birthplace:** Meridian, Miss.
- **Parents:** Chris and Tammara Colquitt
- **Prep Coaches:** Frank Tolbert, Chris Brandt



Jeffrey Camarati



Felton #5

#5 Jalek Felton

Fr. • G • 6-3 • 190 • West Columbia, S.C.



PREP

2017 Gatorade South Carolina Player of the Year • The Class 2A Player of the Year in South Carolina by the SC Basketball Coaches Association • Midlands Boys Basketball Player of the Year • Averaged 26.8 points, 5.4 rebounds and 4.8 assists per game • Shot 83 percent from the free throw line • Led his team to the 2A semifinals • Scored 2,584 points in his prep career • Scored 50 points in his final high school game at home • Played in the Jordan Brand Classic and the Allen Iverson Roundball Classic • Was co-MVP of the Under Armour Elite 24 game in 2016 • Invited to the Stephen Curry SC 30 Select Camp three times • Also attended Mullins (S.C.) High School • Played for USA Basketball in 2014-15 • Played in the 2015 FIBA 3-on-3 World Championship in Hungary.

THE FELTON FILE

- **Name:** Jalek Shiquan Felton
- **Birthday:** May 1
- **Birthplace:** Mullins, S.C.
- **Mother:** Charmaine Felton
- **Prep Coach:** Deon Bethea

PERSONAL

Born Jalek Shiquan Felton • Is the son of Charmaine Felton • Birthday is May 1 • Undeclared major • His uncle, Raymond Felton, won the Bob Cousy Award as the nation's top point guard in 2005 and led the Tar Heels to the national title that year • Jalek attended the 2005 national championship game in St. Louis to watch his uncle • Raymond was a first-round draft pick that year and has played 12 seasons in the NBA.



Jalek and Raymond Felton

J.D. Lyon, Jr.

Jeffrey Camaratti



Brandon Huffman
#42



#42 Brandon Huffman

Fr. • F • 6-10 • 250 • Goldsboro, N.C.

PREP

Played for Coach Brian Clifton at Word of God Christian Academy in Raleigh • Averaged 16.1 points, 14.2 rebounds and 2.2 blocks per game as a senior • Comes from a military family • Spent part of his youth living in Anchorage, Alaska • Earned first-team all-state honors in Alaska leading West Anchorage to a 4-A state title • Scored 23 points and had 24 rebounds in the state championship game • Nickname is Huff • Honor roll and principal's list student at Word of God.

PERSONAL

Born Brandon Karl Huffman in Goldsboro, N.C. • Son of Byron and Varanda Huffman • Birthday is April 2 • Began playing basketball at age 14 in church leagues • Favorite former Tar Heel is Brendan Haywood • Undeclared major.

THE HUFFMAN FILE

- **Name:** Brandon Karl Huffman
- **Birthday:** April 2
- **Birthplace:** Goldsboro, N.C.
- **Parents:** Byron & Varanda Huffman
- **Prep Coach:** Brian Clifton



Jeffrey Camarati



Sty Manley #21



#21 Sterling Manley

Fr. • F • 6-11 • 240 • Reynoldsburg, Ohio

PREP

Played for Coach Eric Kruger at Pickerington Central High School • Averaged 16.1 points and 8.5 rebounds as a senior and 12 points, 7.4 rebounds and three blocks as a junior • Helped lead Pickerington to a 26-3 record and a berth in the state semifinals in 2017 • Had 23 points, nine rebounds and four blocks in the regional final • Spent 10 days in Italy playing for an all-star team from Ohio after his sophomore year • Honor student.

PERSONAL

Born Sterling Montgomery Manley in Reynoldsburg, Ohio • Son of Eric and Kim Manley • Birthday is December 18 • His great, great uncle Willie Thrower played football at Michigan State, where he won a national championship in 1952 and was the first black quarterback in the NFL (playing for the Chicago Bears in 1953) • Favorite former Tar Heel is John Henson • Undeclared major.

THE MANLEY FILE

- **Name:** Sterling Montgomery Manley
- **Birthday:** December 18
- **Birthplace:** Reynoldsburg, Ohio
- **Parents:** Eric & Kim Manley
- **Prep Coach:** Eric Kruger



Jeffrey Camarati



Walker Miller #22



#22 Walker Miller

Fr. • F • 6-10 • 220 • Greensboro, N.C.

PREP

Played for Coach Nick Whitmore at New Hampton Prep in New Hampton, N.H. • Was team captain and an all-region selection and led New Hampton to a state title • Honor student • Teammate of UNC freshman Andrew Platek with the Albany City Rocks on the Nike EYBL circuit.

PERSONAL

Born Walker Bryon Miller in Greensboro, N.C. • Son of Ken Miller and Gail Boulton • Birthday is August 16 • Has four brothers and sisters (Wes, Lauren, Matthew and Bo) • His brother, Wes, played at Carolina from 2004-07 and was a member of the

THE MILLER FILE

- **Name:** Walker Bryon Miller
- **Birthday:** August 16
- **Birthplace:** Greensboro, N.C.
- **Parents:** Ken Miller & Gail Boulton
- **Prep Coach:** Nick Whitmore

2005 national championship team • Wes started at shooting guard in 2006, was a member of the 2007 ACC Tournament champions and is currently the head coach at UNCG • Wearing No. 22, the same number his brother wore at UNC • His father, Ken, played baseball at Wake Forest • Undeclared major.



Jeffrey Camaratti



Wes and Walker Miller

J.D. Lyon Jr.



#3
AP



#3 Andrew Platek

Fr. • G • 6-3 • 195 • Guilderland, N.Y.

PREP

Averaged 13.6 points, 5.7 rebounds and 3.1 assists at Northfield Mount Hermon School in Massachusetts • Played two seasons for Coach John Carroll at NMH • Also played three years at Guilderland High School for Coach Mike Parks • Averaged 25.3 points in his final season at Guilderland • Teammate of UNC freshman Walker Miller with the Albany City Rocks on the Nike EYBL circuit • Led his team to a school-record 30 wins, New England Prep League regular-season and Tournament 4A championships • Made 86 three-pointers and shot 38 percent from three-point range • Earned first-team All-New England Prep honors and was the team captain • Scored 22 points in the Jordan Brand Regional Game played in Brooklyn • Also played lacrosse • Member of the Dean's List for two years at NMH • National honors society student • Favorite former Tar Heels are Danny Green and Bobby Frasor.

PERSONAL

Born Andrew Theodore Platek in Albany, N.Y. • Son of Michael Platek and Catherine Schunk • Birthday is April 8 • Undeclared major.

THE PLATEK FILE

- **Name:** Andrew Theodore Platek
- **Birthday:** April 8
- **Birthplace:** Albany, N.Y.
- **Parents:** Michael Platek & Catherine Schunk
- **Prep Coaches:** John Carroll & Mike Parks



Jeffrey Camaratti

ROY WILLIAMS



“He always puts his players and his coaches before himself and he treats us like we’re one of his sons. You don’t find that at too many programs. When he promises us something, he really means it and he puts his all into it. A lot of coaches say they have it, but they really don’t mean it like Coach Williams does.”

*– Joel Berry II
2017 Final Four
Most Outstanding Player*

- One of six coaches to win three or more national championships
- Fourth in Final Fours (9)
- Second in NCAA Tournament wins (76) and games (100)
- Second in NCAA Tournament history in No. 1 seeds (12)



COACH, LEADER, CHAMPION



"The biggest thing about Coach Williams is his loyalty. Coach would never lie to you. He is someone who is going to be straight up with you and be honest with you. He cares for us. When Coach says he's going to do something, he does it. He really listens to us and really takes time for the people he cares about."

– Isaiah Hicks



"He's a really good person. When you come to play for him his competitiveness to win, his attention to detail and his precision really rub off on you. Coach Williams helped me mature when I came out of high school."

*–Harrison Barnes,
2016 Olympic gold medalist*

ROY WILLIAMS




**Williams has coached
28 first-round
NBA Draft picks.**

“He’s the best coach I’ve ever had. He runs a pro system and he does a great job of getting the most out of his players within a team concept.”

— Kendall Marshall,
2012 NBA Draft Lottery pick

“Coach Williams does a great job of getting everyone on the same page and molding them a certain way and doing things the right way. I learned that at Carolina. It’s easy for me to adjust to the Spurs organization, because I was doing those same things here.”

— Danny Green
2009 NBA Draft pick



Marvin Williams and Roy Williams

“What Coach Williams has meant to me personally, I can’t put into words. I’ve never had another person outside of my family care about me as much as Coach Williams has. I can never thank him for the things he’s done for me.”

— Marvin Williams
2005 NBA Draft Lottery pick



“What makes Coach Williams one of the great coaches isn’t just his extraordinary record, but his dedication to his players. He’s just as serious about making these guys into men and into leaders as he is into make them champions.”

— President Barack Obama



HALL OF FAME COACH




- Williams is one of only two coaches in NCAA history to win 30 or more games at least 12 times.
- Williams has been named national coach of the year in eight different seasons.



Tar Heel Family
Roy Williams, Michael Jordan and Dean Smith

- Third in NCAA Tournament winning percentage (.760) among coaches with at least 50 games
- Eighth all-time in Division I wins (816) and reached 800 wins in fewer seasons and the second-fewest games in NCAA history
- Sixth all-time in career winning percentage (.791)



Roy Williams

Head Coach • 15th Year at Carolina

Roy Williams

“This year the confetti is going to fall for North Carolina...they’re not going to be denied this time.”

Those were the words of CBS Sports’ announcer Jim Nantz as the Tar Heels defeated Gonzaga, 71-65, to win the 2017 NCAA championship, UNC’s third in the last 13 years under head coach Roy Williams.

The 2016-17 season was arguably the finest coaching performance in the Naismith Hall of Famer’s 29 years as a college head coach, guiding a team that had to replace its top two players from the previous year when it lost in the national championship game on a heart-breaking, buzzer-beating three-pointer. The 2017 national champions were vintage Carolina and quintessentially Roy Williams: an up-tempo, but balanced offensive attack that featured strong inside scoring and outstanding three-point shooting; exceptional and vastly underrated defense; dominant rebounding on both ends of the floor; and experienced talent.

“Roy Williams is one of the greatest coaches of all-time and in a society that judges things by counting championships, he’s right there on the top shelf with the greatest of all-time,” ESPN analyst Jay Bilas said after UNC reigned supreme in Phoenix.

Williams’ accomplishments unquestionably place him among the finest coaches in basketball

history. Williams is:

- **one of six coaches to win three or more national championships with John Wooden, Mike Krzyzewski, Jim Calhoun, Bob Knight and Adolph Rupp**
- **fourth in Final Fours (9) behind only Wooden, Krzyzewski and Dean Smith**
- **second in NCAA Tournament wins (76) and games (100)**
- **second in NCAA Tournament history in No. 1 seeds (12)**
- **third in NCAA Tournament winning percentage (.760) among coaches with at least 50 games**
- **first to win three national championships at his alma mater**
- **eighth all-time in Division I wins (816) and reached 800 wins in fewest seasons and the second-fewest games in NCAA history**
- **sixth all-time in career winning percentage (.791)**

Over the last 16 years, Williams has led Carolina and Kansas to 51 NCAA Tournament victories, the most in the nation. John Calipari is second over that time with 40, ahead of Bill Self (36), Krzyzewski (35) and Tom Izzo (31).

Carolina’s 42 NCAA Tournament wins in the Williams Era (2003-17) are more than any other school has won in that 14-year span (Kansas is second with 32).

In 14 seasons as Carolina’s head coach, Williams has led

UNC to a No. 1 seed in the NCAA Tournament seven times. Since the NCAA began seeding the field in 1979, only four schools have ever been a No. 1 seed that often.

Even greater is the impact he makes on the lives of the young men he coaches, leading to Williams winning the Nell and John Wooden Leadership in Coaching Award in October 2017.

“He’s made me become a man,” says Kennedy Meeks, who finished fifth in UNC history in rebounds and had 25 points and 14 boards in the 2017 national semifinal win over Oregon. “That hug (after the Gonzaga game) was all for being grateful for the opportunities, putting me in the right positions, and also for being one of the greatest coaches that I’ll ever be around, he’s been a major figure in my life that I’ll always remember.”

“The biggest thing about Coach Williams is his loyalty,” says Isaiah Hicks, whose basket with 26 seconds to play against Gonzaga was one of the season’s most important plays. “Coach would never lie to you. He is someone who is going to be straight up with you and be honest with you. He cares for us. When Coach says he’s going to do something, he does it. He really listens to us and really takes time for the people he cares about.”

“He always puts his players and his coaches before himself and he treats us like we’re one of his

THE WILLIAMS FILE

Career: 816-216 (29 seasons)
UNC: 398-115 (14 seasons)

- Naismith Hall of Fame
- Has the highest winning percentage (.791) of any active head coach in the nation with 20+ years experience, ranking sixth all-time
- Three-time NCAA champion (2005, 2009, 2017)
- Nine Final Fours
- Five Final Fours at UNC
- Has coached 29 first-round NBA Draft picks, including 18 at Carolina

• **Birthdate:** August 1
• **Education:** North Carolina, 1972; 1973 (Master’s)

• **Playing experience:** UNC freshman team, 1968-69

• **Previous head coaching experience:** Kansas (1988-2003)
Owen High School (1973-78)

• **Assistant coaching experience:** North Carolina (1978-88)

• **Family:** *Wife* - Wanda; *Son* - Scott, *Daughter* - Kimberly, *Daughter-in-law* - Katie, *Son-in-law* - Kurt Newlin; *Grandsons* - Aiden, Court, Kayson

sons, and you don’t find that at too many programs,” says Joel Berry II, the Most Outstanding Player of the 2017 Final Four. “When he promises us something, he really means it and he puts his all into it. A lot of coaches say they have it, but they really don’t mean it like Coach Williams does.”

“I feel like everything that he says is for the good of me,” says

Above photos by J.D. Lyon Jr.



NATIONAL COACH OF THE YEAR	CONFERENCE COACH OF THE YEAR
1990 (USBWA)	1990 (Big Eight - AP/UPI)
1991 (<i>Los Angeles Times</i>)	1992 (Big Eight - AP)
1992 (AP)	1995 (Big Eight - coaches co-winner)
1997 (Naismith, <i>The Sporting News</i>)	1996 (Big Eight - coaches co-winner)
2005 (New York Athletic Club)	1997 (Big 12 - AP/coaches)
2006 (AP, USBWA, Rupp)	2002 (Big 12 - AP/coaches)
2009 (New York Athletic Club)	2003 (Big 12 - AP/coaches)
2017 (New York Athletic Club)	2006 (ACC)
	2011 (ACC)

Bob Donnan/USA Today Images

2017 ACC Player of the Year and consensus first-team All-America Justin Jackson. “There’s no agenda with Coach. He is here to win basketball games. That’s his No. 1 job. But, at the end of the day, he always considers us like his sons, and that’s the way he tries to treat us. That’s a big reason why I came here, and a big reason why I wouldn’t change a single thing that I did.”

Over the last two seasons, Carolina has won 66 games, gone 11-1 in NCAA Tournament play, 28-8 in the ACC regular season and twice been a No. 1 seed playing in the national championship game.

Marcus Paige, who concluded his brilliant career in 2016 as Carolina’s all-time leader in three-pointers, its 11th-leading scorer and the first three-time Academic All-America in UNC Basketball history, said, “He cares about us as people, almost as much as he does about us as players, and that’s one thing that separates him as a coach. He’s a great coach. He develops our game and our skills, but at the end of the day he cares about us being ready for any aspect of life.”

Brice Johnson earned consensus first-team All-America honors in 2016, set the UNC single-season rebound record and became the second Tar Heel in history with 1,700 career points, 1,000 rebounds, 150 blocks, 100 assists and 100 steals.

“Coach Williams has meant a lot

to me; he’s the closest thing I’ve had as a role model to my father,” said Johnson. “My dad coached me in high school and Coach Williams tried to replicate how my dad pushed me as a coach for the past four years. He got on me more than anyone else on the team, but I thank him for that because he got me to be the player I am today because of his motivation and the little talks we would have here and there. But what I really appreciate even more is that he not only taught me to be the player that I am on the court, but the person I am off the court.”

Tyler Zeller, the 2012 ACC Player of the Year, and Paige combined to win the Skip Prosser Award as the ACC’s top scholar-athlete in four of the last seven seasons. Williams is the only NCAA coach to have two different players (Zeller and Kansas’s Jacque Vaughn) earn Academic All-America-of-the-Year honors, and Paige became the seventh to play for Williams to become an Academic All-America. Williams is tied with Dean Smith for fourth all-time among coaches whose players have earned first-team Academic All-America honors behind Wooden (13), Bob Knight (10) and Ted Owens (9).

“A lot of people were doubting me as a freshman, but one thing is you always believed in me,” Paige said in a memorable and emotional Senior Night speech in 2016 that was viewed more than 5 million times



Jeffrey Camarati

“He always tells you the straight-up truth about what you need to hear, not just what you want to hear. That helped me not only as a player but also as a person.”

**- Tyler Hansbrough
2008 National Player of the Year**

HEAD COACH ROY WILLIAMS

ROY WILLIAMS BY THE NUMBERS

HIGHEST WINNING PERCENTAGE, ALL-TIME
(minimum 10 seasons as a Division I head coach)

.826	Clair Bee	Rider, Long Island	412-87 (21 yrs)
.822	Adolph Rupp	Kentucky	876-190 (41 yrs)
.817	Mark Few	Gonzaga	503-113 (18 yrs)
.804	John Wooden	Indiana State, UCLA	664-162 (29 yrs)
.797	John Kresse	College of Charleston	560-143 (23 yrs)
.791	Roy Williams	North Carolina	816-216 (29 yrs)

HIGHEST WINNING PERCENTAGE, ACTIVE COACHES
(minimum 10 seasons as a Division I head coach)

.817	Mark Few	Gonzaga	503-113 (18 yrs)
.791	Roy Williams	North Carolina	816-216 (29 yrs)
.773	John Calipari	Kentucky	652-191 (25 yrs)
.764	Mike Krzyzewski	Duke	1071-330 (42 yrs)
.763	Bill Self	Kansas	623-193 (24 yrs)

MOST WINS IN FIRST 29 SEASONS AS A HEAD COACH

816	Roy Williams	Kansas, North Carolina
701	Jerry Tarkanian	Long Beach State, UNLV, Fresno State
695	Rick Pitino	Hawai'i, BU, Providence, Kentucky, Louisville
694	Mike Krzyzewski	Army, Duke
691	Bob Huggins	Walsh, Akron, Cincinnati, Kansas State, WVU.

MOST 30-WIN SEASONS

14	Mike Krzyzewski	Duke
12	Roy Williams	Kansas, North Carolina
9	John Calipari	Massachusetts, Memphis, Kentucky
9	Bill Self	Oral Roberts, Tulsa, Illinois, Kansas
8	Jim Calhoun	Connecticut
8	Rick Pitino	Boston U, Providence, Kentucky, Louisville

MOST WINS AS A DIVISION I HEAD COACH

1071	Mike Krzyzewski	Duke
902	Jim Boeheim	Syracuse
902	Bob Knight	Army, Indiana, Texas Tech
879	Dean Smith	North Carolina
876	Adolph Rupp	Kentucky
873	Jim Calhoun	Northeastern, Connecticut
830	Jim Phelan	Mt. St. Mary's
816	Roy Williams	North Carolina

MOST WINS PER SEASON, HEAD COACHES

(minimum 700 wins)

Avg.	Coach	Wins	Years
28.1	Roy Williams	816	29
25.5	Mike Krzyzewski	1071	42
24.4	Dean Smith	879	36
22.0	Jim Boeheim	902	41
21.8	Jim Calhoun	873	40

online. "You always told me: 'I believe in you, son. You're going to make shots; you're going to do fine. You're going to be a great player.' You just believed in me, and I can't thank you enough for that because that allowed me to be a confident person and helped me grow as a person... And I've tried to be every bit the player you wanted me to be, but you've made me a better man. And that's the most important thing. I'm 10 times a better man than when I got here. Thank you."

The 2017-18 season is Williams' 15th as Carolina's head coach and 30th as a college head coach. He's a member of the Naismith Basketball, College Basketball and North Carolina Sports Halls of Fame, leading Carolina to national championships in 2005, 2009 and

2017, five Final Fours, eight Elite Eights, seven NCAA Tournament No. 1 seeds in 13 appearances, nine Associated Press Top-10 final rankings, eight ACC regular-season titles, three ACC Tournament crowns and seven 30-win seasons. NBA teams have selected 18 of his UNC players in the first round of the NBA Draft.

The 2017 Tar Heels won 33 games and went 14-4 in ACC play for the second straight year. It was the fifth time in his career his teams won 30 or more games in consecutive seasons. UNC won its eighth ACC regular-season title under Williams – no other school or coach has won more than three since Williams returned to Chapel Hill in 2003. The Tar Heels led the nation in rebounds per game,

offensive rebounds and rebound margin, were fourth in assists and seventh in assist-turnover ratio. Jackson set a school record with 105 three-pointers, and he and Berry made more threes (193) than any other duo in Tar Heel history.

But as in 2005 and 2009, it was defense that paved the path toward cutting down the national championship nets. The 2017 Tar Heels allowed only 70.5 points per game and the opponents shot a collective 39.6 percent from the floor in the six NCAA Tourney victories. UNC held Kentucky to 41.5 percent from the floor in the regional final, Oregon to 37.9 percent in the national semifinal, and Gonzaga, which entered the game shooting 47 percent for the season, to 33.9 percent in the final. It was just the third time the Zags shot under 40 percent in a game.

In Carolina's six Final Four wins in the 2005, 2009 and 2017 national championship seasons, the Tar Heels held their opponents to a combined 35.9 percent from the floor, and only Michigan State in the 2009 title game shot as high as 40 percent.

Jackson became the fourth ACC Player of the Year (with Tyler Hansbrough in 2008, Ty Lawson in 2009, Tyler Zeller in 2012) and the third consensus first-team All-America (with Hansbrough in 2007-08-09 and Johnson in 2016) to play for Williams at Carolina. Jackson (15th pick) and freshman Tony Bradley (28th pick) became the 17th and 18th first-round NBA Draft picks to play for the Tar Heels under Williams.

On Jan. 16, 2017, Carolina defeated Syracuse for Williams' 800th win as a college head coach. That came in his 1,012th game in his 29th year. The previous record was 33 seasons by Dean Smith and Krzyzewski; Rupp is the only coach to reach 800 wins in fewer games (972).

In 2016, Williams moved into fourth place in all-time wins by an ACC coach and became the first coach in NCAA history to win at least 350 games at two schools. The Tar Heels defeated Virginia in the ACC Tournament championship game, the seventh time Williams led UNC to the ACC finals (all seven championship games were against different opponents).

The Asheville, N.C., native and

1972 UNC graduate has compiled a 29-year record of 816-216. Williams has the highest winning percentage (.791) among active coaches with at least 20 years experience, the highest among the eight coaches with 800 or more wins, the second highest among all active Division I coaches and sixth highest for all coaches. His teams have won regular-season titles 17 times in 29 seasons. No other active Naismith Hall of Fame coach has won as many regular-season championships and no other coach has won at least 800 games at a higher rate per season than Williams. His teams at Carolina and Kansas have produced 28.1 victories per season. Krzyzewski is second at 25.5 wins per year.

ESPN, Sports Illustrated, Sporting News and Fox Sports named Williams the Coach of the Decade for 2000-09 after he led Kansas and Carolina to 33 NCAA Tournament wins in that span, eight more than any other coach.

Williams is one of the most successful coaches in NCAA Tournament history – only six schools (Kentucky, UNC, Duke, UCLA, Kansas and Louisville) have more "March Madness" wins than Williams does. His teams are 76-24 in 27 appearances. He is second in wins (76) and games (100) and has the third-highest winning percentage (.760) among coaches with at least 50 games. In addition to nine Final Fours, his teams have reached the Sweet 16 in 18 seasons and the Elite Eight 13 times.

His teams made 20 consecutive NCAA Tournament appearances from 1990 to 2009, the third-longest streak in NCAA history, and he is the only coach to win an NCAA Tournament game in 20 consecutive seasons (1990-2009). He is the only coach to have won 27 straight first-round games.

Carolina is 42-10 in the NCAA Tournament under Williams, a winning percentage of .808 that is the highest in ACC history. The 42 wins under Williams are more than 13 other current or former ACC schools have won in their NCAA Tournament histories.

Williams is 398-115 (.776) in 14 seasons at Carolina, making him the second-winningest coach in school history. He is also second in Kansas history with 418 wins,

HEAD COACH ROY WILLIAMS



J.D. Lyon Jr.

ROY WILLIAMS' NCAA TOURNAMENT RANKINGS

MOST NCAA CHAMPIONSHIPS

10	John Wooden	UCLA (1964-65-67-68-69-70-71-72-73-75)
5	Mike Krzyzewski	Duke (1991-92-2001-10-15)
4	Adolph Rupp	Kentucky (1948-49-51-58)
3	Roy Williams	(UNC 2005-09-17)
3	Bob Knight	Indiana (1976-81-87)
3	Jim Calhoun	Connecticut (1999-2004-2011)
2	Dean Smith (UNC, 1982-93), Denny Crum (Louisville, 1980-86), Billy Donovan (Florida, 2006-07), Henry Iba (Oklahoma A&M, 1945-46), Ed Jucker (Cincinnati, 1961-62), Branch McCracken (Indiana, 1940-53), Rick Pitino (Kentucky 1996, Louisville 2013) and Phil Woolpert (San Francisco, 1955-56)	

MOST NCAA FINAL FOUR APPEARANCES

12	John Wooden – UCLA
12	Mike Krzyzewski – Duke
11	Dean Smith – North Carolina
9	Roy Williams – Kansas, North Carolina
7	Rick Pitino – Providence, Kentucky, Louisville
6	Adolph Rupp – Kentucky
6	Denny Crum – Louisville
6	Tom Izzo – Michigan State

MOST NCAA TOURNAMENT WINS

91	Mike Krzyzewski – Duke
76	Roy Williams – Kansas, North Carolina
65	Dean Smith – North Carolina
54	Rick Pitino – Boston University, Providence, Kentucky, Louisville
53	Jim Boeheim – Syracuse

HIGHEST NCAA TOURNAMENT WINNING PERCENTAGE
(minimum 30 games)

.825	John Wooden	UCLA	47-10
.765	Mike Krzyzewski	Duke	91-28
.760	Roy Williams	Kansas, UNC	76-24
.750	John Calipari	UMass, Memphis, Kentucky	51-17
.740	Rick Pitino	four teams	54-19

MOST NCAA TOURNAMENT APPEARANCES

32	Jim Boeheim	Syracuse	1977-active
32	Mike Krzyzewski	Duke	1981-active
28	Bob Knight	Indiana, Texas Tech	1973-2007
27	Dean Smith	North Carolina	1961-1997
27	Lute Olson	Iowa, Arizona	1979-2007
27	Roy Williams	Kansas, North Carolina	1988-active

MOST CONSECUTIVE NCAA TOURNAMENT APPEARANCES

23	Dean Smith	North Carolina	1975-97
22	Mike Krzyzewski	Duke	1996-active
20	Roy Williams	Kansas, North Carolina	1990-2009
20	Tom Izzo	Michigan State	1998-active
19	Bill Self	Tulsa, Illinois, Kansas	1999-active

MOST NCAA TOURNAMENT GAMES

119	Mike Krzyzewski	Duke	1981-active
100	Roy Williams	Kansas, North Carolina	1988-active
92	Dean Smith	North Carolina	1961-97
88	Jim Boeheim	Syracuse	1976-active
73	Lute Olson	Iowa, Arizona	1979-2007

placing him in the top two in victories at schools that are ranked second (KU) and third (UNC) all-time in wins in college basketball history.

The Tar Heels are 169-65 in ACC regular-season play under Williams, the third-highest percentage (.722) in ACC history behind Duke's Vic Bubas and Dean Smith. His teams improve as the year goes on, as evidenced by the fact that Carolina is 87-30 in the second half of ACC play (.744) under Williams.

Williams has a 75-42 record in ACC road games, a winning percentage of .641 that is the second-best in ACC history. The Tar Heels have posted winning ACC records on the road in 11 of his 14 seasons, including 8-0 in 2007-08, 7-1 in 2005-06 and 2011-12, 6-2 in three seasons and 6-3 in 2014-15 and 2015-16.

His teams have defeated the number one-ranked team in the Associated Press poll seven times. Only one other coach in history (Gary Williams) has knocked off the No. 1 team in the AP poll as often.

Williams has set UNC coaching records for most wins in one year (36 in 2007-08), two years (70 in 2008-09), three years (101 from 2007-09), four years (124 from 2006-09), five years (157 from 2005-09), six years (177 from 2005-10), seven years (206 from 2005-12), nine years (263 from 2005-13) and 10 years (292 from 2008-17); and tied the mark for any eight-year span (225, tied with 1991-98).

"What makes Coach Williams one of the great coaches isn't just his extraordinary record, but his dedication to his players," President Barack Obama said when the Tar Heels visited the White House after winning the 2009 championship. "He's just as serious about making these guys into men and into leaders as he is into making them champions."

At Carolina, Williams has coached two National Players of the Year (Sean May in 2005, Tyler Hansbrough in 2008), three Bob Cousy Award winners as the best point guard in the country (Raymond Felton in 2005, Ty Lawson in 2009, Kendall Marshall in 2012), four ACC Players of the Year (Hansbrough in 2008, Lawson

in 2009, Zeller in 2012 and Jackson in 2017), two ACC Athletes of the Year (May in 2005, Hansbrough in 2008), four ACC Rookies of the Year (Marvin Williams in 2005, Hansbrough in 2006, Brandon Wright in 2007, Harrison Barnes in 2011), three Final Four MOPs (May in 2005, Wayne Ellington in 2009 and Berry in 2017) and 23 NBA Draft picks.

Hansbrough became the most decorated player in Carolina Basketball history and set the all-time ACC scoring mark with 2,872 points. He became the first player in ACC history to earn first-team All-America and first-team All-ACC honors in each of his four seasons. He also became Carolina's all-time leading rebounder, set the NCAA record for free throws made, won an NCAA title and National Player of the Year honors and earned his degree. On March 8, 2009, Senior Day at Carolina, an emotional Hansbrough thanked Williams for living up to a promise Williams made during his recruitment that the coach would always be honest with him.

"He always tells you the straight-up truth about what you need to hear, not just what you want to hear," says Hansbrough. "That helped me not only as a player but also as a person."

Danny Green started at shooting guard for the San Antonio Spurs when they won the 2014 NBA championship, joining Hall of Famers Michael Jordan and James Worthy as players who won NCAA titles at UNC and NBA rings. Green says the winning cultures of the Tar Heels and the Spurs are similar.

"It starts with the coaches – Coach Williams and Coach Pop (Gregg Popovich) are very professional in the way they carry themselves," said Green, who averaged 13.1 points for the 2009 national championship team and played in more wins (123) than any Tar Heel in history. "They recruit not just great players, but great people. They want people who have the mentality of wanting to win and compete and not just be about the individual. Coach Williams gets kids who will buy into the message of winning, being a team and doing things the right way without worrying about individual accolades.

"Coach Williams does a great

COACHING STAFF

HEAD COACH ROY WILLIAMS

job of getting everyone on the same page and molding them a certain way and doing things the right way," adds Green. "I learned that at Carolina. It's easy for me to adjust to the Spurs organization, because I was doing those same things here."

The Tar Heels have set new standards for exemplary point guard play under Williams, who has coached a number of the top floor leaders in ACC history, three of whom have won the Cousy Award (no other school has more than one Cousy Award recipient).

Felton led the Tar Heels to the 2005 NCAA title; Lawson won a national championship in 2009 and set the ACC single-season record for highest assist-error ratio; Marshall led UNC to back-to-back regular-season league titles, set ACC records for most assists, highest assist average and most double-figure assist games in a season and posted the highest career assist-error ratio in ACC history; Berry was the ACC Tournament's Most Valuable Player in 2016 and became the first Tar Heel to ever earn All-Final Four honors in back-to-back seasons in 2016-17. Berry scored 20 points against Villanova in the 2016 title game and a game-high 22 in 2017 against Gonzaga, making him the first player to score 20 points in consecutive finals since Bill Walton in 1972-73.

"Coach Williams helped me learn the game from every aspect," says Felton, a 13-year NBA veteran. "He taught me not to worry about scoring, to play better defense, to play together as a team and to lead my team. He taught me how to make everybody on the court better, and get mine in between all of that."

"The success of the Carolina point guard comes from the fact that he understands how to play with people and still be an individual," says Turner Sports analyst Kenny Smith, himself a former UNC point guard and two-time NBA champion. "You learn when to take shots and

when to find people. You look at score, time and tempo of the game. Creating a pace your team can be part of and succeed in is the most valuable thing a point guard can bring to the game, and that's what point guards learn at Carolina. They learn to control the pace so they can be valuable to their team."

"He's the best coach I've ever had," said Marshall, whose 351 assists in 2012 are the fourth-highest single-season figure in NCAA history. "He runs a pro system and he does a great job of getting the most out of his players within a team concept."

His Hall-of-Fame ledger also includes:

- 1091-277 record in 39 seasons as a collegiate head coach and assistant coach
- 30-win seasons: 12, second most in NCAA history



J.D. Lyon Jr.

The Williams family celebrates the 2017 NCAA title.

ROY WILLIAMS, YEAR-BY-YEAR AS A HEAD COACH

Year	School	Overall			Big 8/12			Big 8/12 Tournament	NCAA Tournament	AP Poll	Coaches Poll
		W	L	Pct.	W	L	Finish				
1988-89	Kansas	19	12	.613	6	8	6th	0-1, 1st Round	—	NR	NR
1989-90	Kansas	30	5	.857	11	3	T-2nd	1-1, Semifinals	2nd Round	5	5
1990-91	Kansas	27	8	.771	10	4	T-1st	1-1, Semifinals	Final Four, 2nd	12	12
1991-92	Kansas	27	5	.844	11	3	1st	3-0, Champions	2nd Round	2	2
1992-93	Kansas	29	7	.806	11	3	1st	1-1, Semifinals	Final Four, T-3rd	9	8
1993-94	Kansas	27	8	.771	9	5	3rd	1-1, Semifinals	Sweet 16	13	12
1994-95	Kansas	25	6	.808	11	3	1st	1-1, Semifinals	Sweet 16	5	10
1995-96	Kansas	29	5	.853	12	2	1st	2-1, Finals	Final Eight	4	5
1996-97	Kansas	34	2	.944	15	1	1st	3-0, Champions	Sweet 16	1	5
1997-98	Kansas	35	4	.897	15	1	1st	3-0, Champions	2nd Round	2	8
1998-99	Kansas	23	10	.697	11	5	T-2nd	3-0, Champions	2nd Round	22	23
1999-00	Kansas	24	10	.706	11	5	5th	1-1, Semifinals	2nd Round	NR	NR
2000-01	Kansas	26	7	.788	12	4	T-2nd	1-1, Semifinals	Sweet 16	12	7
2001-02	Kansas	33	4	.892	16	0	1st	2-1, Finals	Final Four, T-3rd	2	2
2002-03	Kansas	30	8	.789	14	2	1st	1-1, Semifinals	Final Four, 2nd	6	2
15 years	Kansas	418	101	.805	175	49	9 1sts	24-11, 4 titles	34-14	9 Top 10s 7 Top 5s	10 Top 10s 6 Top 5s

Year	School	Overall			ACC			ACC Tournament	NCAA Tournament	AP Poll	Coaches Poll
		W	L	Pct.	W	L	Finish				
2003-04	UNC	19	11	.633	8	8	5th	0-1, Quarterfinals	1-1, 2nd Round	18	22
2004-05	UNC	33	4	.892	14	2	1st	1-1, Semifinals	6-0, Champions	2	1
2005-06	UNC	23	8	.742	12	4	2nd	1-1, Semifinals	1-1, 2nd Round	10	14
2006-07	UNC	31	7	.816	11	5	T-1st	3-0, Champions	3-1, Final Eight	4	T-5
2007-08	UNC	36	3	.923	14	2	1st	3-0, Champions	4-1, Final Four, T-3rd	1	3
2008-09	UNC	34	4	.895	13	3	1st	1-1, Semifinals	6-0, Champions	2	1
2009-10	UNC	20	17	.541	5	11	T-9th	0-1, First Round	(4-1, NIT finalists)	NR	NR
2010-11	UNC	29	8	.784	14	2	1st	2-1, Finals	3-1, Final Eight	7	8
2011-12	UNC	32	6	.842	14	2	1st	2-1, Finals	3-1, Final Eight	4	6
2012-13	UNC	25	11	.694	12	6	3rd	2-1, Finals	1-1, 3rd Round	NR	NR
2013-14	UNC	24	10	.706	13	5	T-3rd	0-1, Quarterfinals	1-1, 3rd Round	19	21
2014-15	UNC	26	12	.684	11	7	5th	3-1, Finals	2-1, Sweet 16	15	12
2015-16	UNC	33	7	.825	14	4	1st	3-0, Champions	5-1, Final Four, 2nd	3	2
2016-17	UNC	33	7	.825	14	4	1st	1-1, Semifinals	6-0, Champions	5	1
14 years	UNC	398	115	.776	169	65	8 1sts	22-11, 3 titles	42-10, 3 titles	9 Top 10s 7 Top 5s	8 Top 10s 6 Top 5s

Head Coaching Totals	Overall			Conference			Conference Tournament	NCAA Tournament	AP Poll	Coaches Poll
	W	L	Pct.	W	L	Finish				
29 years	816	216	.791	344	114	17 1sts	46-22 7 titles 13 title games	76-24 (.760) 3 NCAA titles 9 Final Fours 14 Regional Finals	18 Top 10s 14 Top 5s 2 No. 1s	18 Top 10s 12 Top 5s 3 No. 1s

COACHING STAFF

HEAD COACH ROY WILLIAMS

WILLIAMS IN THE RECORD BOOK

NCAA CHAMPIONSHIPS, UNC COACHES

3	Roy Williams	2005, 2009, 2017
2	Dean Smith	1982, 1993
1	Frank McGuire	1957

NCAA FINAL FOURS, UNC COACHES

11	Dean Smith	1967, 1968, 1969, 1972, 1977, 1981, 1982, 1991, 1993, 1995, 1997
5	Roy Williams	2005, 2008, 2009, 2016, 2017
2	Bill Guthridge	1998, 2000
1	Ben Carnevale	1946
1	Frank McGuire	1957

MOST WINS, UNC COACHES

879	Dean Smith	1961-97
398	Roy Williams	2003-active
164	Frank McGuire	1952-61
100	Tom Scott	1947-52
85	Bill Lange	1940-44

MOST ACC REGULAR-SEASON WINS, UNC COACHES

364	Dean Smith	1961-97
169	Roy Williams	2003-active
84	Frank McGuire	1953-61
32	Bill Guthridge	1997-2000
23	Matt Doherty	2000-03

WILLIAMS' MOST WINS AGAINST OPPONENT (ALL YEARS)

36	Kansas State	36-4
33	Colorado	33-2
32	NC State	32-3
25	Nebraska	25-8
25	Iowa State	25-11

WILLIAMS' MOST WINS AGAINST OPPONENT (AT UNC)

27	NC State	27-3
19	Clemson	19-2
19	Florida State	19-5
16	Virginia	16-8
14	vs. Boston College, Georgia Tech, Miami, Virginia	

- 20-win seasons: 27, the third most in NCAA history

- national coach of the year: eight times (1990, 1991, 1992, 1997, 2005, 2006, 2009, 2017)

- conference coach of the year: nine times (1990, 1992, 1995, 1996, 1997, 2002, 2003, 2006, 2011)

- ACC regular-season titles: eight in 14 seasons, the third most in ACC history (Smith won 17 in 36 years and Krzyzewski has won 12 in 37 years)

- milestone wins: reached 100, 200, 300, 400, 500, 600, 700 and 800 wins in fewer seasons than any other coach in college basketball history

- number one rankings: 13 seasons ranked No. 1 and 18 seasons ranked No. 1 or No. 2

- Associated Press rankings: Tar Heels have been ranked in the Top 25 in 225 of 269 polls, including 147 Top 10 rankings, 99 times in the Top 5 and 29 weeks as the No. 1 team in the country

In 29 seasons, Williams has coached four National Players of the Year, 17 first-team All-Americans, nine conference player or athletes of the year, three Bob Cousy Award winners, 31 first-team all-conference players, 42 academic all-conference selections, two Academic All-Americans of the

Year and 29 NBA first-round draft picks.

A 2003 recipient of the John Wooden Legends of Coaching Award, Williams wants his teams to run the floor, take care of and share the basketball, get high percentage, open shots, hold teams under 40 percent shooting from the floor and control the backboards.

The Tar Heels have scored 100 or more points 57 times in his tenure. His UNC and KU teams have averaged at least 80 points 21 times.

Overall his teams have finished in the top 10 nationally in scoring 12 times, in scoring margin 18 times, in field goal percentage 12 times, in win-loss percentage 13 times and in field goal defense four times. Also, his squads have finished in the top seven nationally in assists per game in 12 of the last 16 years and in the top 10 nationally in rebounding margin in 14 of the last 21 years.

Williams is one of nine Tar Heels enshrined in the Naismith Basketball Hall of Fame, joining a group that includes Dean Smith, Michael Jordan, Larry Brown, Billy Cunningham, James Worthy and Bob McAdoo. So respected is he, twenty-three of his former players from Carolina and Kansas attended the induction ceremony in

J.D. Lyon Jr.



"He always puts his players and his coaches before himself, and he treats us like we're one of his sons. You don't find that at too many programs. When he promises us something, he really means it and he puts his all into it. A lot of coaches say they have it, but they really don't mean it like Coach Williams does."

- Joel Berry II on Roy Williams

HEAD COACH ROY WILLIAMS

Springfield, Mass., in 2007.

“Carolina is number one,” said Worthy, the 1988 NBA Finals MVP, at the ring ceremony for the 2017 national champions. “This is where it started for me. It all started with Coach Smith, with him treating every individual player and manager the same, and reminding us to give back to the community in addition to being a basketball player. All of us from my era, we came back for Coach Smith. And we also came back to honor Roy, because what he’s doing right now is an amazing feat.”

The 2017 national title was Carolina’s first in eight years, since the 2009 Tar Heels put on a stunning display, winning six NCAA Tournament games by an average of 20.2 points, the highest margin in 13 years. The 2009 squad is considered one of the most dominant championship teams in the last 25 years. UNC became the first national champion to win all six games by a dozen or more points. Carolina trailed in the second half just once in those six contests and led Michigan State, 51-30, at halftime in the national championship game.

In 2008, Williams led the Tar Heels to a school-record 36 wins, ACC regular-season and Tournament titles and a berth in the Final Four. Hansbrough won every major National Player of the Year award. He became the fourth to play for Williams – along with Jayhawks Drew Gooden and Nick Collison and UNC’s Sean May – to win National Player-of-the-Year honors since 2002.

In 2006, Carolina faced the loss of its top seven scorers, which was unprecedented in ACC history. Sports Illustrated predicted Carolina would miss the NCAA Tournament and the Tar Heels were picked by the media to finish sixth in the ACC. However, Williams earned National and the first of his two ACC Coach-of-the-Year honors (also in 2011) by leading the youngest team in Carolina history to a second-place ACC finish, a win at top-ranked Duke and a No. 3 seed in the NCAA Tournament.

The 2005 national championship capped a season in which the Tar Heels went 33-4, including a 14-2 mark in the ACC. May scored 26 points and grabbed 10 rebounds in the title game, a month after

grabbing 24 rebounds in a heart-stopping win over Duke and following his East Regional MVP performance.

“Coach Williams allowed me to be successful,” said May. “He put me in positions to be successful. He pulled out my strengths and hid my weaknesses. And Coach taught me how to run the floor. I never wanted to know until I came here, but now I love it.”

The 2005 Tar Heels led the nation in scoring average, scoring margin and assists and became the third team in history to lead the nation in scoring and win the NCAA championship.

Williams became the UNC head coach on April 14, 2003, 10 days after leading Kansas to the NCAA championship game against Syracuse.

Williams was an assistant coach at Carolina from 1978-88. Working for Dean Smith, he helped coach such standouts as Mike O’Koren, Al Wood, James Worthy, Sam Perkins, Matt Doherty, Michael Jordan, Brad Daugherty, Kenny Smith, Joe Wolf, Steve Hale, Jeff Lebo, J.R. Reid and Scott

Williams. Carolina won the NCAA title in 1982, finished second in 1981 and won or shared six ACC regular-season titles and three ACC Tournament championships.

Kansas hired Williams on July 8, 1988, replacing another UNC Hall of Famer, Larry Brown. Williams coached a number of the finest Kansas players in history, including Mark Randall, Adonis Jordan, Rex Walters, Scot Pollard, Jacque Vaughn, Raef LaFrentz, Paul Pierce, Drew Gooden, Nick Collison and Kirk Hinrich.

The Jayhawks averaged 27.9 wins per season with a high of 35 in 1997-98.

In seven years of Big 12 Conference play, his teams went 94-18, capturing the regular-season title in 1997, 1998, 2002 and 2003 and the postseason tournament crown in 1997, 1998 and 1999. In 2001-02, KU became the first Big 12 team to go 16-0 in league play. From 1995-98, Kansas was a combined 123-17 – an average of 30.8 wins per season.

His UNC and KU teams have dominated at home, posting a record of 401-44 (.901). He led the



Peyton Williams

Jayhawks to a 201-17 record (92.2) in Allen Fieldhouse, at one point winning 62 consecutive games. The Tar Heels are 198-27 at the Smith Center (and 1-0 in home games at both Carmichael Arena and the Greensboro Coliseum) under Williams and set the school record for consecutive home wins with 31.

Williams has coached players to 31 first-team all-conference honors,

ROY WILLIAMS’ MILESTONE WINS

Win	Date	Score, Opponent	Note
1	11/25/88	94-81, Alaska-Anchorage	First as college head coach
75	3/23/91	93-81, Arkansas	First regional championship, advances to Final Four
100	3/13/92	84-66, Colorado	100th win (in 129 games)
102	3/15/92	66-57, Oklahoma State	First Big 8 Tournament championship
132	3/27/93	83-77, Indiana	Beats No. 1 Hoosiers to reach second Final Four
200	1/28/96	88-73, Nebraska	Eighth-fastest ever to 200 wins
300	2/20/99	60-50, Oklahoma	Tied for third-fastest to 300 behind Bee, Rupp
304	3/7/99	53-47, Oklahoma State	Third straight Big 12 Tournament title
388	3/24/02	104-86, Oregon	Returns Kansas to Final Four
400	1/15/03	98-70, Wyoming	Fourth fastest to 400 wins
417	3/29/03	78-75, Arizona	Earns second straight trip to Final Four
418	4/5/03	94-61, Marquette	Last win at Kansas, advances to national title game
419	11/22/03	90-64, Old Dominion	First win as head coach at North Carolina
463	3/6/05	75-73, Duke	Clinches first outright ACC regular-season title
468	3/27/05	88-82, Wisconsin	Reaches first Final Four as UNC head coach
470	4/4/05	75-70, Illinois	Beats No. 1-ranked Illinois for NCAA championship
500	12/9/06	94-69, High Point	Fastest to 500 wins in NCAA history
521	3/11/07	89-80, NC State	First ACC Tournament title
560	3/29/08	83-73, Louisville	Wins NCAA East Regional
583	2/15/09	69-65, Miami	Passes McGuire as UNC’s 2nd-winningest coach
590	3/21/09	84-70, LSU	First UNC coach to win 30 games in three straight seasons
592	3/29/09	72-60, Oklahoma	Advances to fifth Final Four in eight years
594	4/6/09	89-72, Michigan State	Wins second NCAA championship
600	11/29/09	80-73, Nevada	Fastest to 600 wins in NCAA history
700	3/22/13	78-71, Villanova	Third fastest to 700 behind Rupp and Tarkanian
705	12/4/13	79-65, Michigan State	Ties NCAA record with seventh win over #1 team in AP poll
718	2/17/14	81-75, Florida State	Fastest to 300 wins in ACC history
778	3/12/16	61-57, Virginia	Wins third ACC Tournament title
782	3/27/16	88-74, Notre Dame	Advances to eighth Final Four
800	1/16/17	85-68, Syracuse	Wins 800th game in fewer seasons (29) than any coach
814	3/26/17	75-73, Kentucky	Reaches ninth Final Four, fifth at Carolina
816	4/3/17	71-65, Gonzaga	First to win three NCAA titles at one’s alma mater

Overall Record: 816-216

UNC Record: 398-115

Home Record: 401-44

Against Ranked Teams (AP poll): 148-112

Against No. 1-Ranked Teams: 7-7

In Conference Tournament: 46-22

In NCAA Tournament: 76-24

In Overtime: 21-17

HEAD COACH ROY WILLIAMS

Roy Williams & the NBA
(*player, last year under Williams*)

Rick Calloway, 1990
Kevin Pritchard, 1990
Mark Randall, 1991
Adonis Jordan, 1993
Rex Walters, 1993
Darrin Hancock, 1994
Greg Ostertag, 1995
Scot Pollard, 1997
Jacque Vaughn, 1997
Raef LaFrentz, 1998
Paul Pierce, 1998
Ryan Robertson, 1999
Eric Chenoweth, 2001
Drew Gooden, 2002
*Nick Collison, 2003
Kirk Hinrich, 2003
Wayne Simien, 2003
*Marvin Williams, 2005
*Raymond Felton, 2005
Sean May, 2005
Rashad McCants, 2005
Jawad Williams, 2005
David Noel, 2006
*Brandan Wright, 2007
Tyler Hansbrough, 2009
Ty Lawson, 2009
*Wayne Ellington, 2009
*Danny Green, 2009
*Ed Davis, 2010
*Harrison Barnes, 2012
Kendall Marshall, 2012
*John Henson, 2012
*Tyler Zeller, 2012
*Reggie Bullock, 2013
P.J. Hairston, 2014
J.P. Tokoto, 2015
*Brice Johnson, 2016
*Marcus Paige, 2016
*Justin Jackson, 2017
*Tony Bradley, 2017

(*indicates active NBA player entering 2017-18 season)

Roy Williams'
First-Round NBA Draft Picks

Mark Randall, 1991
Rex Walters, 1993
Greg Ostertag, 1995
Scot Pollard, 1997
Jacque Vaughn, 1997
Raef LaFrentz, 1998
Paul Pierce, 1998
Drew Gooden, 2002
Kirk Hinrich, 2003
Nick Collison, 2003
Marvin Williams, 2005
Raymond Felton, 2005
Sean May, 2005
Rashad McCants, 2005
Wayne Simien, 2005
Brandan Wright, 2007
Tyler Hansbrough, 2009
Ty Lawson, 2009
Wayne Ellington, 2009
Ed Davis, 2010
Harrison Barnes, 2012
Kendall Marshall, 2012
John Henson, 2012
Tyler Zeller, 2012
Reggie Bullock, 2013
P.J. Hairston, 2014
Brice Johnson, 2016
Justin Jackson, 2017
Tony Bradley, 2017

including 14 UNC selections. The 2012 season marked only the second time in ACC history that three players (Zeller, John Henson

and Harrison Barnes) made the first team. Eight players – five Jayhawks and four Tar Heels – have won conference player-of-the-year honors.

Gooden (2002), Collison (2003), May (2005) and Hansbrough (2008) won National Player-of-the-Year honors and LaFrentz (1997, 1998), Pierce (1998), Gooden (2002), Collison (2003), Hansbrough (2007, 2008, 2009), Johnson (2016) and Jackson (2017) have earned consensus first-team All-America honors.

NBA teams have selected 29 of his players in the first round. His players have earned more than \$900 million in salary alone from NBA teams. In 2005 and 2012, four Tar Heels were chosen in the first round. Pierce was the 2008 NBA Finals MVP after leading the Boston Celtics to the title, Green set the NBA Finals record with 27 three-pointers in 2013 and Barnes won a title with Golden State in 2015 and was a starter when the Warriors set the NBA single-season record with 73 wins in 2016.

Williams emphasizes academic and personal development. May, the 2005 Final Four MVP, entered the NBA Draft after his junior year but later earned his degree. Marvin Williams, who went to the NBA in 2005 after just one season, returned to Chapel Hill for classes in seven subsequent summers and earned his degree in 2014.

“I think about what Coach Williams means to me a lot and I hope he’s proud of me,” says Marvin Williams. “I can’t really put into words what he means to me. He came to Bremerton (Wash.) and he gave a kid a chance to be something. I can’t thank him enough for what he’s meant to my family. I could never pay Coach Williams back for what he’s done for me, and I mean that genuinely. He told my mother if I worked hard, I could get a degree from this university. When I called my mom to tell her (I was graduating), she started crying. I hope I made my parents and my coach proud.”

Five of his players have earned first-team Academic All-America honors – the Jayhawks’ Vaughn (twice), Jerod Haase and Ryan Robertson and Carolina’s Zeller (twice) and Paige. Forty-two have earned academic all-conference honors, including four-time

recipients Zeller and Paige. Zeller is the only Tar Heel to earn first-team Academic All-America honors twice and Paige is one of only three players in ACC history to earn first- or second-team Academic All-America honors three times.

“I respect and admire Coach Williams—as a champion for the students we serve through the Carolina Covenant; as a leader and teacher of young men; as a person of great integrity,” says Stephen M. Farmer, UNC’s Vice Provost for Enrollment and Undergraduate Admissions. “I also respect and admire his love for this great university and his deep appreciation of the difference it makes in North Carolina and far beyond.”

Zeller majored in business administration and became the first Tar Heel to be named the National Academic All-America of the Year.

“Coach Williams always emphasizes that we have to go to class and get an education, because that’s why we are here,” Zeller said during his senior year. “There might be times we wish we didn’t have to do it. But down the road, we’ll appreciate it. He lets us know that if we take it seriously we will have a career outside of basketball.”

Williams grew up in the Biltmore neighborhood of Asheville. He attended Roberson High, where he played for Coach Buddy Baldwin. He played on Carolina’s freshman team in 1968-69 and earned a bachelor’s degree in education in 1972 and a master’s degree in teaching in 1973.

He began his coaching career in 1973 at Owen High School in Swannanoa, N.C., and was inducted into Owen’s Hall of Fame in 2010. He coached for USA Basketball teams in the 1991 World University Games, the 1992 U.S. Olympic Development Team, a U-22 tournament in Argentina in 1993 and the 2004 Olympics in Greece.

Several of his staff and players have gone on to head coaching positions, including Matt Doherty, Neil Dougherty, Jerry Green, Steve Robinson, Kevin Stallings, Mark Turgeon, Rex Walters, Wes Miller, Haase and C.B. McGrath.

“Coach Williams has always been great with his assistant coaches,” says Haase, who played for him at Kansas and is in his second year as the head coach at Stanford. “He

doesn’t micromanage. He expects everybody to do their job and to be competent and effective with it. Anytime there’s an important decision to make, an important thing going on, I’m always calling him first to get his opinion and feedback on everything.

“My dream is to have relationships with my players and my former players similar to what Coach Williams has with his players,” says Haase. “The way I look at him and respect him—the dream scenario is that someday my players look at me the same way.”

Williams was born on August 1, 1950. He and his wife, Wanda, a 1972 Carolina graduate, have a son, Scott, and a daughter, Kimberly. Scott earned a business degree from UNC and played point guard for the Tar Heels in 1997-98 and 1998-99. Scott and his wife, Katie (Wolford), live in Charlotte, with their sons, Aiden and Court. Katie is a 2001 Carolina graduate and former cheerleader. She earned a doctorate in physical therapy from Boston University.

Kimberly is a 2002 Carolina graduate with a degree in English, was a member of the UNC dance team in 2000 and 2001 and owns The Dance Spot in Huntersville. In 2016, she married Kurt Newlin, a 2003 UNC graduate who earned his master’s in health administration from UNC Charlotte. They live in Concord. Their son, Kayson, was born in September 2017.

The Williams family has contributed more than \$400,000 to the Carolina Covenant, an initiative at UNC that allows low-income students to attend the University debt free. Roy and Wanda serve as honorary chairs of a multi-million dollar campaign to endow the program. He hosts the annual Fast Break vs. Cancer breakfast that has reached \$2.5 million in donations and directs the autographed basketball program that has contributed nearly \$1.3 million to local charities.

The American Cancer Society honored Williams in 2012 for his efforts in the fight against cancer. A year later, Williams spoke to the United States Congress to advocate for cancer research funding and President Obama invited Williams to participate in a public service initiative to encourage young men to sign up for health care.



Steve Robinson

Steve Robinson

Assistant Coach • 15th Year at Carolina

A former college head coach and one of the nation's top assistants, Steve Robinson is in his 15th year at Carolina and his 23rd on Roy Williams' staff.

Williams' top assistant on the bench, Robinson has been named one of the top-25 recruiters in college basketball four times since coming to Carolina. In 2010, FoxSports.com named him one of the top five high-major assistant coaches in all of college basketball.

His primary responsibilities include scouting, recruiting and bench coaching. He helped recruit future NBA players Harrison Barnes, Danny Green, John Henson, Ed Davis, Marvin Williams, Brandon Wright and Paul Pierce to Carolina and Kansas. Robinson works directly with the Tar Heel perimeter players, helping to mentor Cousy Award-winning point guards Raymond Felton, Ty Lawson and Kendall Marshall, as well as 2017 Final Four MVP Joel Berry II.


Robinson was head coach at Tulsa for two years and at Florida State for five years. As head coach at Florida State, he led the Seminoles to the second round of the 1998 NCAA Tournament. Robinson was head coach at Tulsa in 1995-96 and 1996-97. He led the Golden Hurricane to a 46-18 record and back-to-back appearances in the NCAA Tournament.

Robinson was an assistant at Kansas from 1988-95 and in 2002-03. Before joining Williams in 1988, Robinson spent two years as an assistant coach at Cornell and three seasons at his alma mater, Radford.

A native of Roanoke, Va., Robinson graduated from William Fleming High School and attended Ferrum Junior College, where he played basketball for two seasons. He was team captain in 1979 and 1980. While at Radford, he earned his bachelor's degree in health and physical education in 1981 and his master's degree in counseling in 1985.

He is a member of both the Ferrum Junior College and Radford University Halls of Fame. He was appointed by the governor of Virginia to serve on the Board of Visitors at Radford.

Robinson and his wife, Lisa, have four children – daughters Shauna and Kiaya and sons Tarron and Denzel. Tarron is married to the former Kathryn Small. Denzel played two seasons for the Tar Heels and graduated in 2014.



Jeffrey Camarati

THE ROBINSON FILE

- Named one of the nation's top 25 recruiters four times. Has been named the fourth-best assistant in the nation and one of the ACC's top five assistants while at UNC.
- Duties at UNC include recruiting, scouting and bench coaching
- Has seven years of head coaching experience, including two at Tulsa (1995-97) and five at Florida State (1997-2002)

- **Birthdate:** October 29
- **Education:** Radford, 1981; Radford, 1985 (Master's)
- **Playing experience:** Ferrum JC (1976-78); Radford (1978-80)

- **Previous head coaching experience:** Tulsa (1995-97), Florida State (1997-2002)

- **Previous assistant coaching experience:** Radford (1983-86); Cornell (1986-88), Kansas (1988-95; 2002-03), North Carolina (2004-present)

- **Family:** Wife - Lisa; Sons - Tarron and Denzel; Daughters, Shauna and Kiaya; Daughter-in-law - Kathryn

Above photos by J.D. Lyon Jr. & Peyton Williams



Denzel, Shauna, Steve, Lisa, Kiaya, Tarron & Kathryn Robinson

Maggie Hobson



Hubert Davis

Hubert Davis

Assistant Coach • Sixth Year at Carolina

Former Tar Heel guard, 12-year NBA veteran and ESPN analyst Hubert Davis is in his sixth season as a member of the Carolina Basketball coaching staff. His duties include bench coaching, scouting and recruiting. He also serves as the head coach of the UNC junior varsity team and oversees the squad's charitable endeavors and clinics.

Davis previously worked for seven years with ESPN as a highly-regarded college basketball analyst and co-host of the College GameDay program.


The Burke, Va., native played in 137 games as a Tar Heel from 1988-92, during which time UNC went 102-37, won the 1989 and 1991 Atlantic Coast Conference Tournaments and played in the 1991 Final Four. He scored 1,615 points, an average of 11.8 per game, and holds the UNC record for career three-point percentage at .435 (197 of 453). He scored in double figures 80 times and had 23 games with 20 or more points.

He scored in double figures in each of his last eight NCAA Tournament games, averaging 18.5 points in those games. That included 19 against Temple in the 1991 NCAA East Regional final and 25 against Kansas (coached by Williams) in the 1991 Final Four.

Davis averaged 21.4 points and earned second-team All-ACC honors as a senior. He scored in double figures in 32 of 33 games that season, including 20 games with 20 or more points and 30 or more in four games. He netted a career-high 35 points at Duke on March 8, 1992. That 35-point game was part of a seven-game stretch late in the season in which he averaged a prolific 28.7 points.

The New York Knicks selected Davis with the 20th pick in the first round of the 1992 NBA Draft. He played 12 seasons in the NBA, scoring 5,583 points, an average of 8.2 per contest. He made 728 three-point field goals and is currently third in NBA history in three-point percentage at .441.

Davis graduated from UNC in 1992 with a degree in criminal justice. He and his wife, Leslie, have three children – Elijah, Bobbie Grace and Micah. His uncle, Walter, starred at UNC from 1973-77 and was a six-time NBA All-Star with the Phoenix Suns.



The Davis Family — Bobbie Grace, Elijah, Hubert, Leslie and Micah



Jim Hawkins

THE DAVIS FILE

- Duties at UNC include recruiting, scouting and bench coaching
- Former Tar Heel guard who played 12 seasons in the NBA
- Posted the highest three-point field goal percentage in UNC history and the third-highest in NBA history
- Has served three seasons as head coach of the UNC junior varsity team

- **Birthday:** May 17
- **Education:** North Carolina, 1992
- **Playing experience:** North Carolina (1988-92), NBA (1992-2004)

- **Previous coaching experience:** North Carolina (Assistant Coach, 2012-present)

- **Family:** Wife - Leslie; Has two sons, Elijah and Micah, and a daughter, Bobbie Grace

Above photos by J.D. Lyon Jr. & Jim Hawkins



Brad Frederick

Brad Frederick

Assistant Coach • Fifth Year at Carolina

Brad Frederick is in his fifth season on Roy Williams' staff at Carolina and his first as assistant coach in 2017-18. His primary responsibilities include scouting, recruiting and bench coaching. He coaches the UNC big men and coordinates the team's camps.

Frederick served as director of operations for four years upon joining the Tar Heel staff in 2013 after 14 seasons on Kevin Stallings' staff at Vanderbilt.

As a player, Frederick joined the UNC varsity team as a sophomore in Dean Smith's final season as head coach and also played two years under head coach Bill Guthridge. The Tar Heels went 86-21 in those three seasons. He played in 70 games and was part of UNC teams that won the 1997 and 1998 Atlantic Coast Conference Tournament titles and reached two Final Fours. Frederick played on Tar Heel teams that featured future NBA standouts Vince Carter and Antawn Jamison, as well as point guard Ed Cota. He was one of three seniors in 1999 along with Ademola Okulaja and Scott Williams.

Frederick began his coaching career in 2000 at Vanderbilt when Kevin Stallings became the Commodores' head coach and remained on Stallings' staff for the next 14 seasons. During his final season at Vanderbilt, Frederick held the longest tenure of any assistant coach in the Southeastern Conference.

Frederick is married to the former Jocelyn Isenburg. They have two sons, Benjamin and Sawyer, and a daughter, Carson. Brad's father, the late Dr. Bob Frederick, was the athletic director at Kansas for 14 years and served as chairman of the NCAA Division I Basketball Committee.



The Frederick Family — Jocelyn, Brad, Carson, Benjamin and Sawyer



Peyton Williams

THE FREDERICK FILE

- In his first year as an assistant coach at UNC after four as director of operations
- Former Tar Heel who played on Final Four teams in 1997 and '98
- Joined the UNC staff in 2013 after 14 seasons at Vanderbilt
- Was the longest-tenured assistant coach in the SEC prior to returning to Carolina

- **Birth day:** November 19
- **Education:** North Carolina, 1999
- **Playing experience:** North Carolina (1996-99)

- **Previous coaching experience:** Vanderbilt (Staff, 2000-13), North Carolina (Director of Operations, 2013-17; Assistant Coach, 2017-present)

- **Family:** Wife - Jocelyn; Has three children, Benjamin, Carson and Sawyer

Above photos by J.D. Lyon Jr. & Jim Hawkins



 **Sean May**
 Director of Operations • Third Year at Carolina

Sean May moves into a new role as director of basketball operations in 2017-18 after two years as Director of Player Personnel. His duties include scouting, recruiting, video services and more.

The 2005 Final Four Most Outstanding Player and NBA first-round draft pick is in his third year on Roy Williams' staff.

May played at Carolina from 2002-05 and is one of seven Tar Heels to average a double-double for his career. The Bloomington, Ind., native averaged 15.8 points and 10.0 rebounds over his three collegiate seasons. He joins Bob McAdoo, Rusty Clark, Billy Cunningham, Doug Moe, Pete Brennan and Lennie Rosenbluth as the only Tar Heels to average double figures in both career scoring and rebounding. May is the only Tar Heel to accomplish that since McAdoo in 1972.

May scored 26 points and grabbed 10 rebounds in the 2005 national championship game victory over Illinois, a game played on his 21st birthday. He was Sports Illustrated's National Player of the Year as a junior and also was the ACC's Top Male Athlete and a first-team All-America.

He posted eight consecutive double-doubles in 2005, including 26 points and 24 rebounds against Duke in his last home game, a 75-73 win that clinched the ACC regular-season title. The 24 rebounds are the most by any player in a game in Smith Center history. He led UNC in scoring, rebounding, field goal percentage and blocks in 2005.

May entered the NBA Draft after his junior season and earned his degree in 2009. Due to injuries, he was limited to 119 games over four NBA seasons. He averaged a career-high 11.9 rebounds and 6.7 rebounds for Charlotte in 2007. He also played professionally overseas.

May is one of four father-son combinations to win NCAA titles. His dad, Scott, was the 1976 National Player of the Year and led Indiana to a perfect season and NCAA title.

He and his wife, Grace, have three daughters – Layla, Lilianna and London.



The May Family — Layla, Sean, Lilianna, London & Grace



THE MAY FILE

- Duties include scouting, video services, on-campus recruiting and more
- In his third season on Roy Williams' staff
- The 2005 NCAA Final Four MVP and an NBA Draft Lottery pick in '05

- **Birthday:** April 4
- **Education:** UNC, 2009
- **Playing experience:** UNC, 2002-05

- **Previous coaching experience:** North Carolina (Director of Player Personnel, 2015-17; Director of Operations, 2017-present)

- **Family:** Wife - Grace; Has three daughters, Layla, Lilianna and London

Above photos by Jim Hawkins

Jim Hawkins

JONAS SAHRATIAN
Strength & Conditioning
Coordinator



One of the top strength & conditioning coordinators in college basketball, Jonas Sahratian enters his 14th season with the Tar Heel men's basketball program. He also served in the same capacity at the University of Kansas for five seasons.

Sahratian (whose name is pronounced suh-RAY-shun) plans and coordinates strength and conditioning for the Tar Heels. He has been a part of five Final Fours and three NCAA championships at Carolina, in addition to two other Final Fours at Kansas.

He worked with Carolina head coach Roy Williams at Kansas from January 1999 to April 2003. He also coordinated strength and conditioning for the volleyball, swimming and diving teams at Kansas and assisted with football from 1999-2001.

A native of Detroit, Mich., Sahratian graduated from Western Michigan University in 1997 with a bachelor of science degree in exercise science. In 2000, he received his master's in exercise physiology from Kansas.

In addition to working with Kansas athletics, Sahratian interned for two years at the Chicago Bulls/Vermeil's Sports and Fitness in Deerfield, Ill. He worked in Chicago during the Bulls' championship seasons in 1996-97 and 1997-98.

He is a certified strength and conditioning specialist through the National Strength and Conditioning Association and a certified club coach through USA Weightlifting.

Sahratian and his wife, Grechen, have a daughter, Natalie.



ERIC HOOTS
Assistant to the Athletic Director
Director of Player Development



Eric Hoots is in his 14th year on staff for the UNC men's basketball program. In his role as director of player development and assistant to the athletic director, he is responsible for a wide variety of tasks essential to the program's success.

Hoots serves as the program's in-office academic coordinator. As the contact with the Student Academic Support office, he is responsible for monitoring the players' academic progress. Hoots is also responsible for team travel and the team's equipment needs, including managing the budget, ordering apparel and serving as a liaison between Nike and the basketball staff.

Hoots also is the primary contact for former Tar Heel players playing professionally in the NBA and abroad. He assists with on-campus recruiting and also functions as video coordinator, responsible for handling all the team's video needs.

A 2004 North Carolina graduate majoring in communications, Hoots was a three-year Tar Heel varsity manager. He served as head manager as a senior in Roy Williams' first season as the head coach in Chapel Hill. While working under Williams, Hoots earned his master's in sport administration from Virginia Commonwealth in 2010.

Hoots, a Newton, N.C. native, married Amy Howe in 2009. The couple has two sons, Brady and Jackson, and a daughter, Avery.



DOUG HALVERSON
Head Athletic Trainer



Doug Halverson joined UNC's Sports Medicine staff in 2005 and is in his fifth season as the head athletic trainer for the men's basketball varsity and JV basketball programs.

He joined the men's basketball staff in 2013 after spending eight years working as a staff athletic trainer for the football (2007-13), women's lacrosse (2005-13), field hockey (2005-07), and men's and women's golf (2006-07) programs.

Halverson returned to UNC after working at Georgia State University, where his primary responsibility was coverage of the women's basketball team and supervising graduate athletic trainers in coverage of spring sports.

Halverson is a 2002 graduate of UNC, where he earned a B.A. in Exercise and Sport Science with a specialization in Athletic Training. While serving as a student athletic trainer from 1999-2002, he worked with the women's soccer, volleyball, and track and field teams.

Following his undergraduate degree, Halverson continued his education at UNC, where he served as a graduate assistant athletic trainer, working mainly with the Tar Heel football and men's and women's tennis programs. He received an M.A. in Exercise and Sports Science - Athletic Training in 2004.

He has been a NATABOC Certified Athletic Trainer (ATC) since 2002 and has been an NSCA Certified Strength and Conditioning Specialist (CSCS) since 2005.

Halverson is a native of Winston-Salem who lives in Chapel Hill with his wife, Emily Kiser.



COACHING STAFF
SUPPORT STAFF




John Bumgarner
Head Manager



Maria Vanderford
Manager



Emily Brickner
Manager



Tyson Creech
Manager



Trey Miles
Manager



Drew Seagroves
Manager



Nadia Bond
Office Staff



Kaye Chase
Office Staff



Cynthia Friend
Office Staff



Dr. Mario Ciocca
Director of
Sports Medicine




Dr. Tom Brickner
Team Physician



Dr. Alex Creighton
Team Orthopaedist



Angie Bitting
Smith Center
Director



George Hoyle
Smith Center
Operations Intern



Angie King
Smith Center
Operations Assistant



Shane Parrish
Equipment Manager



James Ayscue
Strength & Conditioning
Assistant

JENN TOWNSEND
Academic Advisor



Jenn Townsend is in her ninth season as an academic advisor at Carolina, currently working with the men's basketball and men's soccer teams.

Townsend previously spent three years at the University of Minnesota, where she was an academic counselor for the men's and women's basketball and softball squads.

Prior to her stint with the Golden Gophers, she worked for nearly four years at Indiana University, where she was an academic advisor for the men's and women's basketball, men's and women's soccer, baseball and field hockey teams. She also spent one year as a high school social studies teacher in Ann Arbor, Mich.

A 1998 graduate of the University of Pittsburgh, Townsend earned an M.A. from the University of Michigan in 2000. She is a native of Saginaw, Mich.



2017-18 Smith Center Maintenance Staff (left to right):
Tom Goodman, Jamie Groce, Kip Holsonback,
Jonathan Guthrie, Michael Copeland, Billy Modlin, David Thomas

Jeffrey Camarati

ACADEMIC EXCELLENCE

- The Academic Support Program assists Tar Heel student-athletes in exploring their interests and abilities, enjoying a broad educational experience and reaching their academic goals.
- An emphasis is placed on freshmen transitioning from high school to college through a variety of academic programs such as academic counseling, individual tutoring, group review sessions and supplemental instruction.
- The UNC team travels with an academic advisor, staying focused on academics even on road trips.



Marcus Paige

Receiving the 2016 Skip Prosser Award from UNC Chancellor Carol Folt

- Three-time Academic All-America (First team in 2016)
- Skip Prosser Award in 2015 and 2016 (Top scholar-athlete in ACC basketball)
- 2016 ACC Postgraduate Scholarship honorary winner



Tyler Zeller

- 2012 Academic All-America of the Year
- Two-time first-team Academic All-America
 - Two-time winner of the ACC's Skip Prosser Award
- 2012 ACC Postgraduate Scholarship honorary winner

- The Carolina men's basketball team has been honored in nine of the last 12 years for having an Academic Progress Rate among the top 10 percent nationally, posting a perfect, 1000 in each of the last three years.



UNC's outstanding *Richard A. Baddour* Carolina Leadership Academy provides leadership training for student-athletes.

THE FOUNDATION FOR SUCCESS



"I absolutely believe that what I learned as a Carolina basketball player is transferable to the business world. When I became CEO, we did a lot of leadership training. In that training I talked a good deal about the values of the Carolina program, and about what I learned and how I apply it to business. The discipline, values, teamwork and a lot of the organization can easily be applied to the business world from the culture that Coach Smith created and is still in practice at Carolina today."

– Bill Harrison (UNC '64),
former CEO of JP Morgan/Chase



2014 Graduate
Marvin Williams



THE UNIVERSITY OF NORTH CAROLINA

1st

among the 100 best U.S. public colleges and universities that offer students high-quality academics at an affordable price

(Kiplinger's Personal Finance magazine, 16th year)

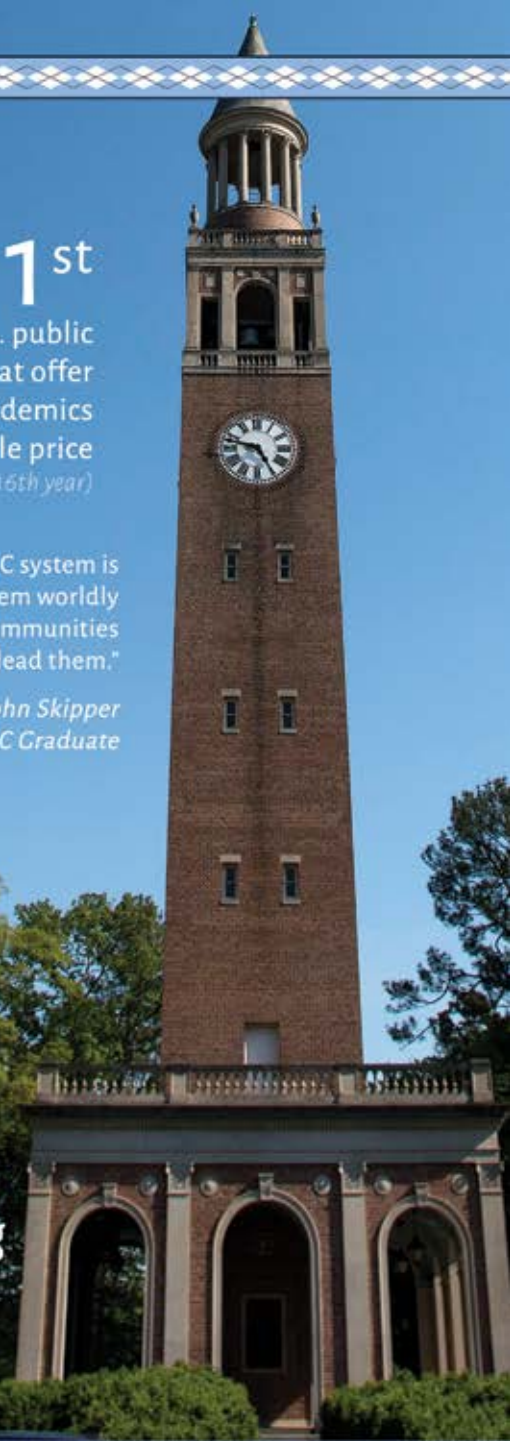

"I like to believe I am an example of what the UNC system is all about – taking small-town kids and giving them worldly exposure so that they can contribute in their communities and wherever opportunities lead them."

– John Skipper

President of ESPN, UNC Graduate

"If a moviemaker needs an idyllic setting for a film about college life, Chapel Hill just might take the prize."

– *Newsweek magazine*



FIRST and FINEST

Nation's

1st

public university –
chartered Dec. 11, 1789

18,523
undergraduates

More than **75**
majors and minors in
60 departments

750+
student-athletes

28
varsity athletic teams

11th

in annual research volume
among U.S. public and
private universities,
according to the National
Science Foundation

5,000+

Hours of community service
by student-athletes in 2016-17

13:1 student-faculty ratio

86% of classes have fewer than 50 students

385

UNC student-athletes
named to the ACC
Academic Honor Roll in
2016-17. The total
is an all-time high.

58

Members of the Student-
Athlete Advisory Council,
at least two from each
team, who meet monthly to
provide input on student-
athlete life and
department policies



More than one-third

of UNC undergraduates study in other countries before graduation, one of the
highest study-abroad rates among public universities nationwide. UNC offers a
variety of programs, making study abroad an option for all students

For more, please go to www.UNC.edu





YOU PROVIDE THE OPPORTUNITY

RAMS CLUB MEMBERS LIKE YOU GIVE THE GIFT OF OPPORTUNITY –

for the best student-athletes to attend the best university, to compete in the best facilities, and to play for the best coaches at the highest level of competition in all 28 of our varsity sports.



THE RAMS CLUB

JOIN THE RAMS CLUB STARTING AT \$100!
FOR MORE INFORMATION AND TO JOIN, VISIT RAMSCLUB.COM

P.O. BOX 2446 | CHAPEL HILL, NC 27515 | (919) 843-2000 | RAMSCLUB.COM |  RAMSCLUB |  @RAMSCLUB

Through your gifts to scholarships, facilities, team support and unrestricted annual giving, you provide Carolina student-athletes with life-changing experiences.

TAKE A LOOK AT WHAT YOU HAVE HELPED ACCOMPLISH.

28

VARSITY SPORTS

(Fourth most among Power 5 institutions)

800

STUDENT-ATHLETES

450

**STUDENT-ATHLETES RECEIVING
SCHOLARSHIP ASSISTANCE**

43 NCAA CHAMPIONSHIPS

(most in ACC history)

65

**INDIVIDUAL OR RELAY
NATIONAL CHAMPIONSHIPS**

270

ACC CHAMPIONSHIPS
(most in ACC history)

16 TEAMS

**WITH A PERFECT 1,000 APR
SCORE IN 2015-16**

20

**TOP 10 FINISHES IN THE
LEARFIELD DIRECTORS CUP**
(out of 22 years)

113

**TAR HEELS HAVE COMPETED
IN THE OLYMPIC GAMES**

385

**TAR HEELS HONORED IN 2016-17
ACC ACADEMIC HONOR ROLL**

**YOUR GIFTS IMPACT STUDENT-ATHLETES
FOR THE REST OF THEIR LIVES**



THE RAMS CLUB

CAROLINA FAMILY

"What's unique is the unity and the bond established in the short time you are at the University. It's a family atmosphere. You find yourself taking care of family members. It's hard for people outside of that to understand, but as long as people within understand it's something we cherish, no matter what happens to us or where we go. You will always cherish that relationship from the University of North Carolina."

— Michael Jordan



2015 NBA champs James Michael McAdoo and Harrison Barnes returned to the Smith Center to cheer on the Tar Heels

"Carolina gets in your blood. You see all the former guys coming back, and you want to be a part of that. It just seems like something you're supposed to do as a Carolina guy, and no matter how long you stay in school, you always look forward to coming back. In the NBA, Carolina guys look after each other. We're part of each others' lives."

— Vince Carter (UNC '01),
Eight-time NBA All-Star



Each 2017 player and coach received his ring from a previous national champion.

"Once you are here and put on that North Carolina uniform, we are all family. We take care of family. We're always there for family. When I left here, the coaches still called to check on my parents and my little brother. Those are examples you see in very important times in your lives."

— Antawn Jamison,
NBA All-Star and
UNC National Player of the Year



Tar Heel alums Sean May and Lennie Rosenbluth, both NCAA Champions

ONCE A TAR HEEL, ALWAYS A TAR HEEL



Tar Heel alums at the 2017 Final Four



"Those are the best memories I'll have, the teams I've played with and the teammates I've played alongside. I can call those guys family and brothers. Here at Carolina, I played here for four years and this is a second home to me."

— Danny Green,
2014 NBA champion

At Deon Thompson's wedding,
Summer 2016



THE CAROLINA WAY



PLAY

**HARD
SMART
TOGETHER**



"When we were here, we were young and we had no idea what the world was about and how much you learn at Carolina. But it paved the way for me to accomplish what I've accomplished, both as a person and as a basketball player. It's all because of this university and that Carolina brotherhood."

— Antawn Jamison, National Player of the Year and NBA All-Star

WHY CAROLINA

“Simply put, North Carolina has everything you want in a basketball program: tradition, historical success, current success, an enormous and passionate fan base, quality facilities, complete national recruiting reach and a Hall of Fame coach who already has won a national title at the school.”

– ESPN.com

In 2012, ESPN ranked Carolina the most successful college basketball program in the nation over the last 50 years.

• In ranking Carolina the best coaching job in all of college hoops, ESPN.com wrote, “UNC has the obvious things recruits want: great facilities, a chance at the pros, big-time exposure, a chance to play in the best rivalry in the country, a gorgeous campus — you name it. ... More than anything, though, it’s the ‘family’ — the scores of current and former pro stars who still come to Chapel Hill to play in alumni games and watch the young guns take on Duke. More specifically, perhaps, it’s Michael Jordan. ... If UNC has an edge over the rest, it comes from the Tar Heels brand, a brand built by [Dean] Smith and sustained by [Roy] Williams and long since ensured in relevance by the greatest basketball player who ever lived.”

– ESPN.com



7 NATIONAL CHAMPIONSHIPS
20 NCAA FINAL FOURS
11 NATIONAL PLAYERS OF THE YEAR
38 FIRST-TEAM ALL-AMERICAS
18 ACC TOURNAMENT TITLES
31 ACC REGULAR-SEASON CROWNS
15 ACC PLAYERS OF THE YEAR
9 NAISMITH HALL OF FAMERS
48 NBA CHAMPIONSHIP RINGS
49 NBA FIRST-ROUND DRAFT PICKS
#3 ALL-TIME IN NCAA WINS



NOTHING COULD BE FINER



"I didn't know it at the time, but when I chose to attend Carolina as a high school kid it was the best decision I've ever made in my life. I loved playing basketball, yes. But it has opened doors for me every day of my life — from the day I graduated until today — that I never could have imagined would be opened."

— Dick Grubar (UNC '69)



"Playing at North Carolina was always my dream, but these past four years have been beyond anything I could have imagined. The Final Four run, beating Duke, winning the ACC title and tournament ... I mean, I'm blessed to have just played a game in the Dean Smith Center. The first time you run out of the tunnel, or right before the ball is tipped, 22,000 people standing, screaming, cheering for you — it's surreal. And that's just for your everyday game."

—Brice Johnson

First Round NBA Draft pick in 2016



**CAROL FOLT
CHANCELLOR**


When Carol L. Folt was installed as Carolina’s 11th chancellor and first woman leader in October 2013, she said, “As America’s first public university, Carolina became the gold standard. The founders passed the baton, and the future is up to us. How can we fulfill this honorable charge in a way that is ever fresh and relevant?”

As leader of North Carolina’s flagship public university, Folt and her leadership team champion attracting, developing and retaining world-class faculty that are focused on excellence in teaching and research. Carolina’s faculty lead by doing, and each day they share their knowledge and excitement with the next generation who will face a rapidly evolving future as they embark upon impactful careers, many in fields that don’t exist today. Carolina is committed to benefiting its local and state communities and to cultivating the global outlook of its students, with more than a third of Carolina undergraduate students studying abroad – one of highest rates among public universities.

Folt believes a key mission of the chancellor is to share broadly stories about student and faculty excellence, demonstrating Carolina’s value to the state and commitment to the future. An enthusiastic presence in classrooms and at campus events and athletic competitions, Folt brings students and faculty to every meeting of Carolina’s Board of Trustees to discuss ground-breaking research and academic accomplishments and initiated significant investments in the communications team to tell stories to new audiences across the state, nation and world.

Folt came to Carolina from Dartmouth College, where she was interim president in 2012-2013 and served as a faculty member in the Department of Biological Sciences and academic leader. As a widely respected scientist, Folt and her students’ pioneering work on the effects of dietary mercury and arsenic on human and ecosystem health led to numerous changes in national and global policy and consumption advisories around the world. Folt graduated from the University of California, Santa Barbara, earning both a bachelor’s degree in aquatic biology and a master’s degree in biology. She received her doctorate from the University of California, Davis and undertook a postdoctoral fellowship at Michigan State University before joining the faculty at Dartmouth.

She is a fellow of the American Association for the Advancement of Science. Folt is married to David Peart, a professor of biological sciences at Dartmouth. They have two adult children, Noah and Tessa.



**BUBBA CUNNINGHAM
ATHLETIC DIRECTOR**

Since Lawrence R. (Bubba) Cunningham began his duties as Carolina’s director of athletics on November 14, 2011, UNC has graduated more than 750 student-athletes while consistently competing for championships in an array of different sports – exciting, motivating and influencing along the way. Among the department’s accomplishments:

- The Tar Heels have won nine national titles and finished second 10 times.
- More than 300 student-athletes have made the ACC Academic Honor roll -- which requires a cumulative GPA of 3.0 or better for the year – each of the past five years.
- Carolina’s APR has steadily risen, and 16 teams scored a perfect 1000 in 2015-16.
- The Tar Heels have finished in the top eight of the Learfield Directors’ Cup five times.
- And students-athletes have logged more than 25,000 hours of community service, helping at hospitals and local schools, and partnering with a variety of local and national groups.

Cunningham has led by supporting, challenging and innovating. Shortly after beginning his tenure as Carolina’s athletics director, he led a strategic planning process that defined a new mission statement: “We educate and inspire through athletics.”

Cunningham is in his 16th year as a Division I director of athletics. He came to Chapel Hill after spending the previous six years as the director of athletics at the University of Tulsa. He also served as Ball State University’s AD from 2002-2005.

Cunningham, who earned his bachelor’s and master’s degrees in business administration from Notre Dame in 1984 and 1988, respectively, worked in his alma mater’s athletics department from 1988-2002. The former member of the Irish golf team (1982-83) served as Notre Dame’s associate athletics director for finance and facilities from 1995-2000 and was the associate director of athletics for external affairs from 2000-02.

Born in Flint, Mich., and raised in Naples, Fla., Cunningham and his wife, Tina, have four grown children: Matthew, Michael, John and Sarah.



CAROLINA ATHLETICS ADMINISTRATION

Chancellor	Carol Folt
Faculty Athletics Representative	Lissa Broome
Director of Athletics	Bubba Cunningham
Exec. Assoc. AD	Larry Gallo
Sr. Assoc. AD/Human Resources/CFO	Martina Ballen
Sr. Assoc. AD/Smith Center/Event Management	Clint Gwaltney
Sr. Assoc. AD	Vince Ille
Sr. Assoc. AD/Communications	Steve Kirschner
Sr. Assoc. AD/Sr. Woman Administrator	Nicki Moore
Sr. Assoc. AD/Marketing	Rick Steinbacher
Assoc. AD/Facility Planning & Mgt.	Mike Bunting
Assoc. AD/Strategic Communications	Robbi Pickeral Evans
Assoc. AD/Football	Corey Holliday
Assoc. AD/Student-Athlete Development	Cricknet Lane
Assoc. AD/Risk Management	Paul Pogge
Assoc. AD/NCAA Compliance	Marielle vanGelder
Senior Asst. AD/Ticket Operations	Gerry Lajoie
Asst. AD/Marketing & Promotions	Michael Beale
Asst. AD/Event Management	John Brunner
Asst. AD/Emerging Media & GoHeels Productions	Ken Cleary
Asst. AD/Business & Finance	Mike Perkins
Director of Academic Support	Dr. Michelle Brown
Director of Sports Medicine	Dr. Mario Ciocca
Exec. Director of Rams Club	John Montgomery

IN THE COMMUNITY



School Visits



Holiday Shopping



Hospital Visits



**Special Olympics
Clinic**

Habitat For Humanity



NATIONAL EXPOSURE



NO COLLEGE BASKETBALL PROGRAM RECEIVES MORE OF THE NATIONAL SPOTLIGHT THAN CAROLINA.



Carolina games were the three most-watched college basketball games of 2016-17. The Tar Heels also played in the most-viewed regular season game and the most-watched conference tournament game.

UNC-Duke games routinely draw more viewers than any regular season games in the country.






GAMEDAY MAINSTAYS

North Carolina has made 17 all-time appearances at an ESPN College Gameday site, most of any school in the nation. Gameday originated from Tar Heel games twice in 2016-17 and three times in 2015-16.

TAR HEELS IN THE SPOTLIGHT

The vast majority of Carolina games are nationally televised. Twenty-seven of Carolina's 32 scheduled games in 2017-18 will be broadcast on either an ESPN channel or CBS.



2017 NATIONAL CHAMPIONS

Sports Illustrated

PRESENTS

Finish the Job, My Brothers

SPORTS ILLUSTRATED

COVERS

Jackson | Maye | Berry

Best Shots in UNC History



Roar



ILLUSTRATED

TAR HEELS IN BROADCASTING

NBA TV's Rick Fox with fellow Tar Heel John Henson.

George Karl has been part of ESPN's NBA in-studio coverage team.

Jason Capel interviews Nate Britt for ESPN.

Brendan Haywood (left) is a CBS analyst and Hubert Davis (center) was a member of ESPN's College Gameday crew before joining the UNC coaching staff.

1987 National Player of the Year Kenny Smith is part of Turner Sports' Emmy-winning Inside the NBA studio team and is an NCAA Tournament analyst for CBS.

Brad Daugherty, the No. 1 overall pick in the 1986 NBA draft, is an analyst for ESPN after previously appearing on the network's NASCAR coverage.



The Carolina Basketball locker room complex was renovated completely in 2016. Highlights of the upgrades included:

- **New, top-of-the-line players' locker room**
- **New video theater for film study**
- **New hydrotherapy room**
- **New team lounge and dining area**
- **New coaches' locker room**
- **New training room**
- **New gameday entryway for the team to the court**

Inside the Tar Heel locker room

Locker room entry



THE RENOVATED SMITH CENTER



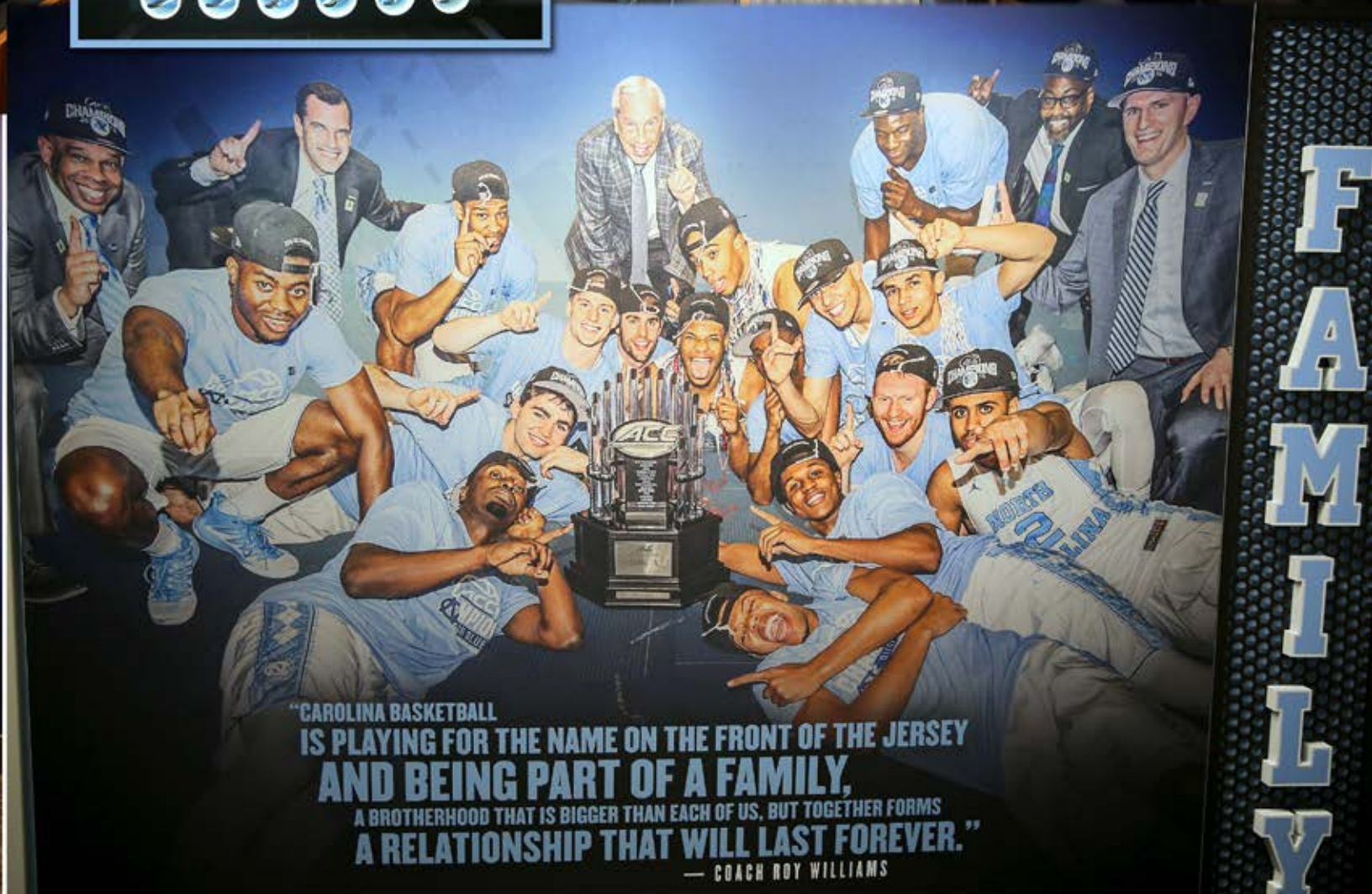
A SPARKLING HOME FOR THE TAR HEELS

LIFELONG TEAMMATES
BROTHERS.



Wall of Jordan Brand shoes

Video theater



"CAROLINA BASKETBALL
IS PLAYING FOR THE NAME ON THE FRONT OF THE JERSEY
AND BEING PART OF A FAMILY,
A BROTHERHOOD THAT IS BIGGER THAN EACH OF US, BUT TOGETHER FORMS
A RELATIONSHIP THAT WILL LAST FOREVER."
— COACH ROY WILLIAMS

F
A
M
I
L
Y

THE SMITH CENTER

“NORTH CAROLINA, WITHOUT QUESTION, [IS THE TOUGHEST ARENA IN THE ACC] ... NORTH CAROLINA IS JUST REALLY LOUD.”

— FORMER MARYLAND PLAYER SETH ALLEN





**"THIS IS ONE HECK OF A
HOMECOURT ADVANTAGE."
— HALL OF FAME HEAD
COACH JIM CALHOUN**

**"I THINK I'VE NEVER BEEN
IN A BUILDING THAT WAS AS
LOUD AS THAT BUILDING."
— FORMER OHIO STATE
HEAD COACH THAD MATTA**

GAMEDAY EXCITEMENT

TOP-NOTCH TRAINING FACILITIES




The Tar Heels receive top-notch training and instruction from strength & conditioning coordinator Jonas Sahratian, one of the nation's best strength coaches.



Preseason Conditioning



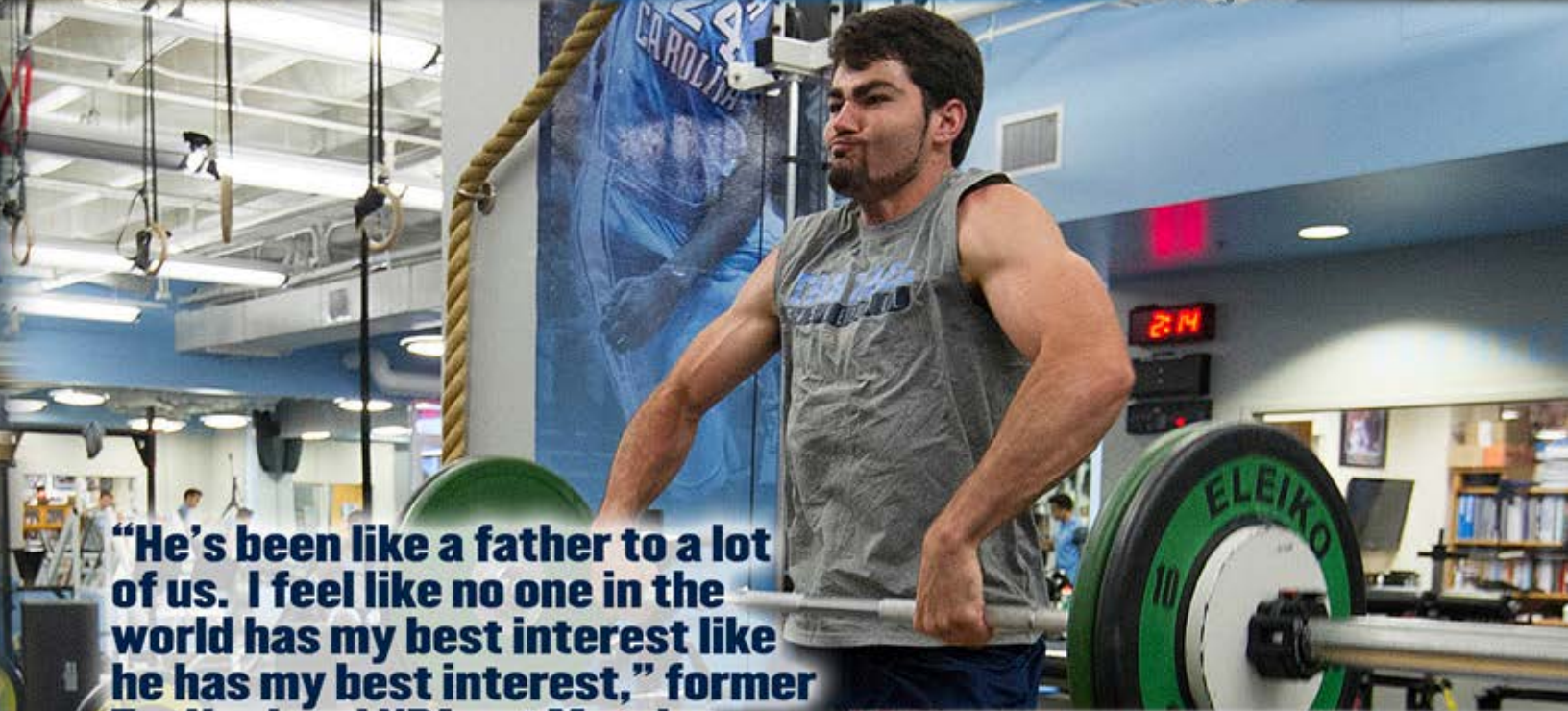
Training room



Peebles Practice Gym

CAROLINA

Hydrotherapy Room



“He’s been like a father to a lot of us. I feel like no one in the world has my best interest like he has my best interest,” former Tar Heel and NBA vet Marvin Williams says of Sahrtatian.



DEAN E. SMITH CENTER



Jeffrey Camarant

The 2017-18 season is the 33rd in which the Tar Heels will play in the Dean E. Smith Center. UNC has played nearly 500 games in the Smith Center in front of a combined audience of over nine million fans. Carolina enters the 2017-18 season 394-68 in the Smith Center, a winning mark of 85.3 percent.

The Tar Heels have been in the top five in the national attendance leaders in 30 of the last 31 seasons.

The first game in the Smith Center featured No. 1 Carolina defeating No. 3 Duke, 95-92, in a battle of unbeaten teams on Jan. 18, 1986. The first Tar Heel basket was scored by Carolina center Warren Martin off a pass from Kenny Smith.

The Tar Heels have a 199-27 record (.881) in the Smith Center in Roy Williams' 14 years as head coach. Dean Smith led the Tar Heels to a 133-17 record (.887) in the building that bears his name.

RENOVATIONS

The Smith Center has undergone a number of improvements to keep it on the cutting edge of basketball arenas, including full renovations of the locker-rooms, training room and the addition of a team video room and dining room prior to the 2016-17 season.

The building added a new ribbon board surrounding the court for the 2012-13 season. The men's basketball offices were completely renovated and expanded in 2010.

The arena's lights and sound system were replaced and the training, weight and equipment rooms were expanded and renovated for 2009-10. A hydrotherapy room was added for the 2008-09 season.

In 2008, the Carolina Basketball Museum opened

in the new Williamson Athletics Center, adjacent to the Koury Natatorium. The museum underwent a \$1.5 million renovation in 2017.

In 2006-07, the seats in the lower level and upper level ring were replaced. The playing floor was completely refinished and refurbished for the 2007-08 campaign.

Four high-resolution video boards were installed for the 2005-06 season. The boards

CAROLINA IN THE SMITH CENTER

Year	Overall Record	ACC Record
1985-86	6-1	5-1
1986-87	13-0	7-0
1987-88	9-2	6-1
1988-89	12-2	6-1
1989-90	11-2	5-2
1990-91	11-2	5-2
1991-92	13-2	6-2
1992-93	12-0	8-0
1993-94	14-1	7-1
1994-95	12-1	7-1
1995-96	9-3	5-3
1996-97	11-1	7-1
1997-98	12-1	7-1
1998-99	12-2	6-2
1999-00	7-5	5-3
2000-01	12-2	7-1
2001-02	6-9	3-5
2002-03	13-5	5-3
2003-04	12-2	6-2
2004-05	15-0	8-0
2005-06	13-4	5-3
2006-07	16-1	7-1
2007-08	14-2	6-2
2008-09	14-1	7-1
2009-10	13-5	3-5
2010-11	15-0	8-0
2011-12	17-1	7-1
2012-13	14-2	7-2
2013-14	15-3	8-1
2014-15	10-5	5-4
2015-16	15-1	8-1
2016-17	16-0	9-0
Totals	394-68 (.853)	193-53 (.785)

✓ Record versus non-conference opponents is 210-16 (.929)
 ✓ All-time Smith Center attendance is 9,156,563

measure 17.8 feet x 23.6 feet. At the same time, two 50-foot ribbon boards were added to the fascia around the upper level and a 40-foot video board was added to the front of the scorer's table.

In 2000-01, a standing-room-only section reserved for students opened on the baseline closest to the Carolina bench. The Rams Club funded a \$150,000 renovation that allowed approximately 400 students to move courtside.

In May 1980, the Department of Athletics, in conjunction with the Educational Foundation, embarked on a mission to raise millions of dollars from private donations to construct an arena. The real inspiration for the fund-raising effort came from the campaign chairman, the late Hargrove "Skipper" Bowles.

Six years, 2,362 donors and over \$34 million later, the premiere basketball arena in America became a reality. Dedicated in September 1986 as the Dean Edwards Smith Center, the 300,000-square-foot structure stands on seven and one-half acres of the University's south campus. Over 20,000 cubic yards of rock were removed to make room for the 340-foot-wide, 380-foot-long and 140-foot-high building.

Peyton Williams



Peyton Williams



Peyton Williams

SMITH CENTER RECORD BOOK

Note: The "vs." designation means the record was established by UNC; the "by" designation means the record was established by an opposing team or a team competing in an NCAA Tournament game at the Dean E. Smith Center.

MOST POINTS

129 vs. VMI, Dec. 17, 1994

MOST POINTS IN A HALF

77 vs. VMI, Dec. 17, 1994 (1st half)

FEWEST POINTS IN A HALF

12 by East Tennessee State, Dec. 8, 2012 (1st half)

FEWEST POINTS IN A HALF BY UNC

18 vs. Wake Forest, Jan. 27, 1996 (1st half)

18 vs. NC State, Feb. 24, 2015 (1st half)

FEWEST COMBINED POINTS IN A HALF

39 – Jan. 26, 1997 vs. Clemson (UNC 23, Clemson 16, first half)

LARGEST HALFTIME LEAD

47 vs. Florida Atlantic, Dec. 19, 2006 (65-18)

LARGEST MARGIN OF VICTORY BY UNC

68 vs. The Citadel, Feb. 18, 1991 (118-50)

68 vs. UNC Asheville, Nov. 30, 2008 (116-48)

MOST POINTS IN A LOSS BY UNC

114 vs. Wake Forest, Dec. 20, 2003 (114-119) (3OT)

LARGEST MARGIN OF DEFEAT FOR UNC

29 vs. Duke, Jan. 31, 2002 (58-87)

MOST OPPONENT POINTS

119 by Wake Forest, Dec. 20, 2003 (3OT)

FEWEST POINTS BY UNC

46 vs. NC State, Feb. 24, 2015

FEWEST OPPONENT POINTS

39 by Clemson, Feb. 16, 1995

MOST POINTS, BOTH TEAMS

233 vs. Wake Forest, Dec. 20, 2003 (114-119) (3OT)

FEWEST POINTS, BOTH TEAMS

92 vs. Princeton, Dec. 13, 1997 (50-42)

MOST FIELD GOALS

53 vs. VMI, Dec. 17, 1994

MOST FIELD GOAL ATTEMPTS

91 by VMI, Dec. 17, 1994

HIGHEST FIELD GOAL PERCENTAGE

.754 vs. Old Dominion, Dec. 1, 1992

HIGHEST FIELD GOAL PCT. IN A HALF

.857 vs. Old Dominion, Dec. 1, 1992 (24 of 28, 2nd half)

MOST FREE THROWS MADE

41 vs. Clemson, Jan. 28, 1998

MOST FREE THROW ATTEMPTS

59 vs. Clemson, Jan. 28, 1998

MOST THREE-POINT FIELD GOAL ATTEMPTS

42 by Clemson, Jan. 15, 1994

MOST THREE-POINT FIELD GOALS MADE

17 vs. Florida State, Jan. 25, 1995

17 by Duke, March 2, 1997

HIGHEST THREE-POINT FIELD GOAL PERCENTAGE (min. 10 made)

.733 vs. Wake Forest, Feb. 22, 2014 (11 for 15)

MOST BLOCKED SHOTS

15 vs. Northern Kentucky, Dec. 27, 2013

MOST REBOUNDS

72 vs. Nicholls, Dec. 19, 2011

MOST ASSISTS

37 vs. VMI, Dec. 17, 1994

MOST PERSONAL FOULS

41 by Clemson, Jan. 28, 1998

TEAM RECORDS: SEASON

HIGHEST SCORING AVERAGE

95.2 in 1986-87 (1,238 in 13 games)

HIGHEST AVERAGE VICTORY MARGIN

26.6 in 2006-07

HIGHEST SCORING AVERAGE ALLOWED

83.2 in 1989-90 (1,082 in 13 games)

HIGHEST FIELD GOAL PERCENTAGE

.577 in 1985-86 (237 of 411)

HIGHEST THREE-POINT FIELD GOAL PERCENTAGE

.451 in 1986-87 (79 of 175)

HIGHEST FREE THROW PERCENTAGE

.754 in 2008-09 (343 of 455)

INDIVIDUAL RECORDS

MOST POINTS (GAME)

40 Tyler Hansbrough vs. Ga. Tech, Feb. 15, 2006

MOST POINTS (CAREER)

1,321 Tyler Hansbrough (2005-09) (21.3 per game in 62 games)

MOST POINTS (SEASON)

385 Tyler Hansbrough (2007-08)

HIGHEST SCORING AVERAGE (SEASON)

24.1 Tyler Hansbrough (2007-08) (385 in 16 games)

MOST GAMES SCORING IN DOUBLE FIGURES

18 James Michael McAdoo, 2013-14

CONSECUTIVE GAMES SCORING IN DOUBLE FIGURES

42 Tyler Hansbrough, 2005-09

MOST FG MADE (GAME)

16 Antawn Jamison vs. Maryland, Feb. 14, 1998

16 Derrick Chievous (Missouri) vs. Rhode Island, March 17, 1988

MOST FG MADE (SEASON)

128 Rashad McCants (2002-03)

HIGHEST FG PERCENTAGE (GAME)

1.000 Scott Williams vs. Virginia, Jan. 13, 1990 (12 of 12)

MOST THREE-POINT FG MADE (GAME)

9 on three occasions, most recently by Grayson Flittner (Gardner-Webb), Nov. 23, 2009

MOST THREE-POINT FG MADE (SEASON)

49 Rashad McCants (2002-03)

MOST THREE-POINT FG ATTEMPTS (GAME)

18 Dennis Scott (Georgia Tech) vs. UNC, Jan. 28, 1989



Robert Crawford

Freshman Tyler Hansbrough scored a Smith Center-record 40 points against Georgia Tech in 2006.

HIGHEST THREE-POINT FG PERCENTAGE (Game, min. 5 made)

1.000 Geoff Brower (Florida State) vs. UNC, Feb. 24, 1996 (5 of 5)

1.000 Jordan Swing (UAB) vs. UNC, Dec. 1, 2012 (5 of 5)

MOST FT MADE (GAME)

20 Tyler Zeller vs. Maryland, Feb. 29, 2011

MOST FT ATTEMPTS (GAME)

23 Tyler Zeller vs. Maryland, Feb. 29, 2011

BEST FT PERCENTAGE (GAME, MIN. 10 MADE)

1.000 seven times, most recently by Marcus Paige vs. Kentucky, Dec. 14, 2013 (10 of 10)

BEST FT PERCENTAGE (SEASON, MIN. 25 MADE)

.906 Marcus Paige, 2013-14 (77 of 85)

MOST REBOUNDS (GAME)

24 Sean May vs. Duke, Mar. 6, 2005

MOST ASSISTS (GAME)

18 Raymond Felton vs. George Mason, Dec. 7, 2003

MOST STEALS (GAME)

8 Derrick Phelps vs. Central Florida, Dec. 7, 1991

8 Tyler Hansbrough vs. UNC Asheville, Dec. 28, 2005

MOST BLOCKED SHOTS (GAME)

10 Brendan Haywood vs. Miami (Fla.), Dec. 4, 2000




Late night
WITH **ROY**

Before the Tar Heels open each season, they take to the court for an evening of fun at a packed Smith Center. The light-hearted event includes dances and other amusements and is a highlight of each season.





CAROLINA BASKETBALL MUSEUM

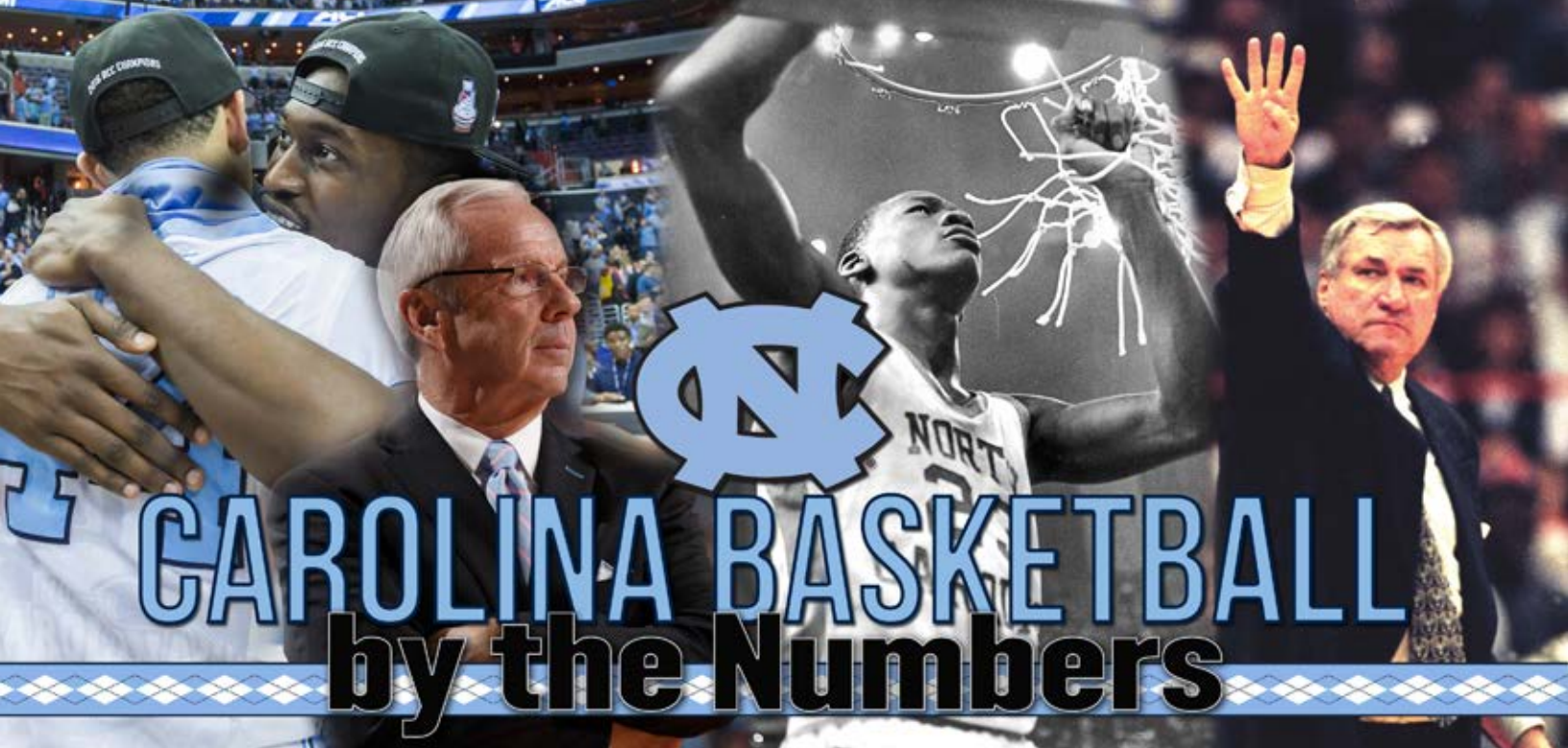
Opened in 2008, the Carolina Basketball Museum features artifacts, videos, photos and statistical and historical panels that highlight the history of the Carolina program. The museum experience begins with a theater presentation and includes video tributes to Dean Smith, Roy Williams, Phil Ford, Tyler Hansbrough, Michael Jordan and more.

The museum includes interactive presentations highlighting Carolina's seven national championships, 20 Final Four appearances, 18 ACC Tournament championships and many of the greatest games and most exciting finishes in Tar Heel history.

The museum is open on game days and is a must-see attraction for Tar Heel fans.

Over 450,000 patrons have visited the museum.





1

Rank, Most Players to Play in NCAA Final Four

In North Carolina's 20 Final Four appearances, 171 Tar Heel players have played in at least one Final Four game, more than any school in the nation.

3

Of NBA's 50 Greatest Players

In the late 1990s, the NBA selected its All-Time 50 Greatest Players. Former Tar Heels **Billy Cunningham**, **Michael Jordan** and **James Worthy** were named to the team. Carolina, Houston and LSU were the only schools to have three players listed.

5

Final Four MOPs

Joel Berry II had 22 points, four three-pointers and six assists to lead UNC past Gonzaga and earn Most Outstanding Player honors at the 2017 Final Four. He is the fifth Tar Heel to win the award, joining **James Worthy** in 1982 (28 points vs. Georgetown), **Donald Williams** in 1993 (25 points in the semi-finals vs. Kansas and 25 points vs. Michigan in the championship), **Sean May** in 2005 (26 points and 10 rebounds vs. Illinois in championship) and **Wayne Ellington** in 2009 (19 points, 17 in the decisive opening half vs. Michigan State).

7

National Championships

Carolina has won seven national championships, including six NCAA Tournament titles and the 1924 Helms Foundation national championship.

The Tar Heels won the NCAA Tournament in 1957, 1982, 1993, 2005, 2009 and 2017.

7-0

In No. 1 vs. No. 2 Games

Carolina has played in seven games involving the top two ranked teams in the country in the Associated Press poll and the Tar Heels are 7-0 in those games (4-0 as No. 1 and 3-0 as No. 2).

A list of those games:

March 23, 1957 – No. 1 UNC 54, No. 2 Kansas 53

Dec. 26, 1981 – No. 1 UNC 82, No. 2 Kentucky 69

Jan. 9, 1982 – No. 1 UNC 65, No. 2 Virginia 60

Feb. 4, 1986 – No. 1 UNC 78, No. 2 Ga. Tech 77

Feb. 3, 1994 – No. 2 UNC 89, No. 1 Duke 78

Feb. 5, 1998 – No. 2 UNC 97, No. 1 Duke 73

Apr. 4, 2005 – No. 2 UNC 75, No. 1 Illinois 70

9

ACC Rookies of the Year

Nine Carolina players have been named ACC Rookie of the Year, including **Sam Perkins** (1981), **Michael Jordan** (1982), **J.R. Reid** (1987), **Ed Cota** (1997), **Joseph Forte** (2000), **Marvin Williams** (2005), **Tyler Hansbrough** (2006), **Brandon Wright** (2007) and **Harrison Barnes** (2011).

9

Naismith Hall of Famers

Nine Tar Heel coaches and players are members of the Naismith Basketball Hall of Fame, including 2009 inductee **Michael Jordan** and Carolina head coach **Roy Williams**, who was inducted in 2007.

Larry Brown, **Ben Carnevale** (coach), **Billy Cunningham** (player/coach), **Jordan**, **Robert McAdoo**, **Frank McGuire** (coach), **Dean Smith** (coach), **Williams** (coach) and **James Worthy** are Carolina's Hall of Fame members.

10

First-Team Academic All-Americans

Tar Heel players have earned first-team Academic All-America honors 10 times, most recently by **Mar-**

cus Paige in 2016 and **Tyler Zeller** in 2011 and 2012. Zeller also earned Academic All-America of the Year honors in '12. The list includes **Billy Cunningham**, **Charles Scott**, **Dennis Wuycik**, **Tommy LaGarde**, **Eric Montross**, Zeller and Paige, all of whose jerseys hang in the Smith Center rafters for their efforts on the court.

11

National Coaches of the Year

Carolina head coaches have won national coach of the year honors 11 times, including **Frank McGuire** (1957), **Dean Smith** (1977, 1979, 1982 and 1993), **Bill Guthridge** (1998), **Matt Doherty** (2001) and **Roy Williams** (2005, 2006, 2009 and 2017).

11

National Players of the Year

Eleven Tar Heels have won National Player of the Year honors 13 times, including consensus winners **Phil Ford** (1978), **Michael Jordan** (1984), **Antawn Jamison** (1998) and **Tyler Hansbrough** (2008). Other winners include **Jack Cobb** (1926), **George Glamack** (1940 and 1941), **Lennie Rosenbluth** (1957), **James Worthy** (1982), **Jordan** (1983), **Kenny Smith** (1987), **Jerry Stackhouse** (1995) and **Sean May** (2005).

12

ACC 50th Anniversary Team

The Tar Heels placed 12 players on the ACC 50th Anniversary Team, more than any other school. Carolina's honorees included **Lennie Rosenbluth**, **Billy Cunningham**, **Larry Miller**, **Charles Scott**, **Bobby Jones**, **Walter Davis**, **Phil Ford**, **James Worthy**, **Sam Perkins**, **Michael Jordan**, **Brad Daugherty** and **Antawn Jamison**.

15

ACC Players of the Year

Fourteen Tar Heels have been named ACC Player of the Year 15 times, including **Larry Miller**, who



J.D. Lyon Jr.

The Tar Heels won the ACC regular season and tournament championships in 2016, then advanced to the Final Four and the NCAA title game.

won the award in 1967 and 1968. Other Tar Heel recipients include **Lennie Rosenbluth** (1957), **Pete Brennan** (1958), **Lee Shaffer** (1960), **Billy Cunningham** (1965), **Mitch Kupchak** (1976), **Phil Ford** (1978), **Michael Jordan** (1984), **Antawn Jamison** (1998), **Joseph Forte** (2001), **Tyler Hansbrough** (2008), **Ty Lawson** (2009), **Tyler Zeller** (2012) and **Justin Jackson** (2017).

16

NCAA Tournament No. 1 Seeds

Carolina has been a number one seed in the NCAA Tournament 16 times, more than any school in NCAA history (Duke is second with 13). UNC's 16 No. 1 seeds came in 1979, 1982, 1984, 1987, 1991, 1993, 1994, 1997, 1998, 2005, 2007, 2008, 2009, 2012 and 2016.

Carolina has won NCAA titles as a No. 1 seed in 1982, 1993, 2005, 2009 and 2017 and also reached the Final Four as a top seed in 1991, 1997, 1998, 2008 and 2016.

Carolina has been a No. 1 seed seven times in 13 appearances under **Roy Williams** (2005, 2007, 2008, 2009, 2012, 2016 and 2017) and 13 times in the last 26 seasons. Williams has earned 12 No. 1 seeds in 28 seasons as a head coach, second-most in NCAA history.

18

ACC Championships

Carolina has won 18 Atlantic Coast Conference Tournament championships and played in the championship game a record 34 times.

Dean Smith won 13 Tournament titles, second-most in history. Smith's teams were 58-23 and played in the championship game 21 times. **Roy Williams** has won ACC Tournament titles in 2007, 2008 and 2016.

19

ACC All-Freshman Players

Justin Jackson was an ACC All-Freshman Team selection in 2014-15. He became the 19th Tar Heel named to the squad since its inception in 1992-93.

20

Final Fours

Carolina has played in 20 Final Fours, more than any school in the nation. The Tar Heels played in the Final Four in 1946, 1957, 1967, 1968, 1969, 1972, 1977, 1981, 1982, 1991, 1993, 1995, 1997, 1998, 2000, 2005, 2008, 2009, 2016 and 2017. The Tar Heels won the NCAA title in 1957, 1982, 1993, 2005, 2009 and 2017.

Carolina is the only school to play in the Final Four in each of the last eight decades (1940s through 2010s).

Rusty Clark (1967-69), **Bill Bunting** (1967-69) and **Ed Cota** (1997-98, 2000) started in three different Final Fours. Carolina holds the NCAA record for most players who have played in a Final Four with 171.

20

Seasons Ranked No. 1

Carolina has been ranked No. 1 in the nation in the Associated Press poll in 20 different seasons since the AP began its rankings in 1948-49. Those seasons are 1957, 1958, 1959, 1978, 1982, 1983, 1984, 1986, 1987, 1988, 1993, 1994, 1995, 1998, 2001, 2007, 2008, 2009, 2012 and 2016.

The Tar Heels have been No. 1 in 111 AP polls. Carolina is third nationally in weeks ranked No. 1 in the country.

Carolina has been ranked in the Top 10 in 660 polls. That is the second-highest figure in NCAA basketball history. Carolina has appeared in the AP poll 877 times, more than any other school in history.

Carolina leads the nation with 13 wins over the No. 1-ranked team in the AP poll, including most recently a victory at Michigan State in 2013-14.

31

Regular Season ACC Titles

The Tar Heels went 14-4 in ACC play in 2016-17, winning their 31st regular-season Atlantic Coast Conference championship. UNC has won 21 regular-season championships outright, shared 10 others and won 18 ACC Tournament titles.

Carolina's 31 regular-season titles are 12 more than



Jeffrey Camaratti

Justin Jackson was a consensus first-team All-America during the NCAA championship season of 2017.

Duke and two more than the rest of the ACC combined.

39

First-Team All-Americans

Thirty-nine Tar Heels have earned first-team All-America honors, most recently **Justin Jackson** in 2017. **Tyler Hansbrough** was the first player in ACC history to earn first-team All-America honors in each of his four seasons (2006-07-08-09).

Jack Cobb (1924-26), **Phil Ford** (1976-78), **Mike O'Koren** (1978-80) and **Sam Perkins** (1982-84) earned first-team All-America honors on three occasions. **Hansbrough**, **Ford**, **O'Koren**, **Perkins**, **NC State's David Thompson** and **Virginia's Ralph Sampson** are the only players in ACC history to earn first-team All-America honors at least three times.

Eighteen Tar Heels have earned consensus first-team All-America honors a total of 27 times, which is second in NCAA history. They include **Cartwright Carmichael** (1923 and 1924), **Jack Cobb** (1924, 1925 and 1926), **George Glamack** (1940 and 1941), **Lennie Rosenbluth** (1957), **Larry Miller** (1968), **Robert McAdoo** (1972), **Phil Ford** (1977 and 1978), **James Worthy** (1982), **Michael Jordan** (1983 and 1984), **Sam Perkins** (1983 and 1984), **Kenny Smith** (1987), **J.R. Reid** (1988), **Jerry Stackhouse** (1995), **Antawn Jamison** (1998), **Joseph Forte** (2001), **Tyler Hansbrough** (2007, 2008 and 2009), **Brice Johnson** (2016) and **Justin Jackson** (2017).

48

NCAA

Tournament Berths

The Tar Heels are second in history in NCAA Tournament appearances with 48.

The Tar Heels established an all-time record with 27 consecutive trips to the Tournament from 1975-2001. UNC has the second-best winning percentage (.732) in NCAA Tournament history.



Dan Sears

Marvin Williams graduated from UNC in December 2014 after nearly a decade's worth of summer school and online classes.



The NCAA champion Tar Heels went 32-0 in 1957.



Robert Crawford

James Worthy, Michael Jordan and Walter Davis were NBA first-round picks and All-Stars.

48

NBA Championship Rings

Former UNC players have won 48 NBA championship rings, more than any school in the Atlantic Coast Conference by a wide margin.

Mitch Kupchak won 10 NBA championship rings and **Michael Jordan** won six. They are among 17 former Tar Heels who have gone on to win NBA championship rings as players or coaches (most recently **Danny Green** in 2014, **Harrison Barnes** in 2015 and

James Michael McAdoo in 2015 and 2017).

49

First-Round NBA Draft Picks

Carolina has had 49 players taken in the first round of the NBA Draft, more than any other school in the nation, and 112 players selected overall. The Tar Heels have had 30 players drafted in the first round in the last 29 years.

In 2005, **Marvin Williams** (2nd), **Raymond Felton** (5th), **Sean May** (13th) and **Rashad McCants** (14th) made UNC the first school to have four players taken in the NBA Draft Lottery. Carolina duplicated the feat in 2012.

UNC's **James Worthy** and **Brad Daugherty** were selected No. 1 overall in the draft. The Los Angeles Lakers selected **Worthy** in 1982; the Cleveland Cavaliers took **Daugherty** No. 1 in 1986.

Michael Jordan was the third player selected in the 1984 Draft behind **Hakeem Olajuwon** (Houston) and **Sam Bowie** (Portland).

53

Smith Center Jerseys

The jerseys of 51 former Carolina players hang in honor in the Smith Center rafters in Chapel Hill. **Justin Jackson** and **Joel Berry II** will join them soon.

That total includes retired jerseys of **Jack Cobb**, **Lennie Rosenbluth** (No. 10), **Phil Ford** (No. 12), **George Glamack** (No. 20), **Michael Jordan** (No. 23), **Antawn Jamison** (No. 33), **Tyler Hansbrough** (No. 50) and **James Worthy** (No. 52).

58

All-ACC Academic Choices

Tar Heel players have earned spots on the All-ACC Academic Team 58 times, second-most in conference history. **Luke Maye** earned the honor in 2016 and 2017. **Marcus Paige** (2013-16) is just the third UNC player to earn the distinction four times (along with **Henrik Rodl** in 1990-93 and **Tyler Zeller** in 2009-12).

75

First-Team All-ACC Players

With **Justin Jackson** in 2017, Carolina has placed 75 players on the All-ACC first team, the most in league history.

Tyler Hansbrough was a unanimous selection in 2005-06, 2006-07, 2007-08 and 2008-09. He is the only player to earn first-team All-ACC honors four times.

In addition to **Hansbrough**, six Tar Heels earned first-team honors three times – **Lennie Rosenbluth** (1956-58), **York Larese** (1959-61), **Billy Cunningham** (1963-65), **Charles Scott** (1968-70), **Phil Ford** (1976-78), **Sam Perkins** (1982-84) and **Antawn Jamison** (1996-98).

76

NCAA Wins for Williams

Roy Williams ranks second all-time with 76 NCAA Tournament victories. **Dean Smith** went 65-27 in NCAA play and is third all-time. **Williams** has led UNC to a 42-10 record in the NCAA Tournament since 2004, more wins than any coach in the nation.

76

1,000-Point Scorers

Carolina has had 76 players score 1,000 points, more than any other school in the nation.

123

NCAA Tournament Wins

Carolina has won 123 games in the NCAA Tournament, second-most in the history of the event and the most in ACC history.

168

NCAA Tournament Games

UNC is second in NCAA Tournament history in tournament games played with 168.

Over 650

ACC Victories

The Tar Heels have won 672 regular-season ACC games, more than any other school.

Over 2,200

Overall Victories

The Tar Heels have won 2,206 basketball games, the third-most in NCAA history behind Kentucky and Kansas. Carolina is second in NCAA history in winning percentage at .739.

20,000

20,000-point NBA Scorers

Three former Tar Heels (**Michael Jordan**, **Vince Carter** & **Antawn Jamison**) have scored at least 20,000 career NBA points, tied as the most in the nation (with the University of Houston).

TAR HEEL OLYMPIANS

Michael Jordan
1984

Roy Williams
2004

More UNC players have represented the USA in the Olympics than any other school in the nation.

Harrison Barnes
2016

Bobby Jones
1972

- 1964 Larry Brown (gold medal)
- 1968 Charles Scott (gold medal)
- 1972 Bobby Jones (silver medal)
- 1976 Walter Davis (gold medal)
- 1976 Phil Ford (gold medal)
- 1976 Bill Guthridge (gold medal)
- 1976 Tommy LaGarde (gold medal)
- 1976 Dean Smith (gold medal)
- 1980 Al Wood
- 1984 Michael Jordan (gold medal)
- 1984 Sam Perkins (gold medal)
- 1988 J.R. Reid (bronze medal)
- 1992 Michael Jordan (gold medal)
- 1992 Henrik Rodl (Germany)
- 2000 Vince Carter (gold medal)
- 2000 Larry Brown (gold medal)
- 2004 Larry Brown (bronze medal)
- 2004 Roy Williams (bronze medal)
- 2016 Harrison Barnes (gold medal)

Vince Carter
2000

Larry Brown
1964

Michael Jordan
1992

Michael Jordan
1992

Dean Smith & Bill Guthridge
1976

Walter Davis
1976

Mitch Kupchak
1976

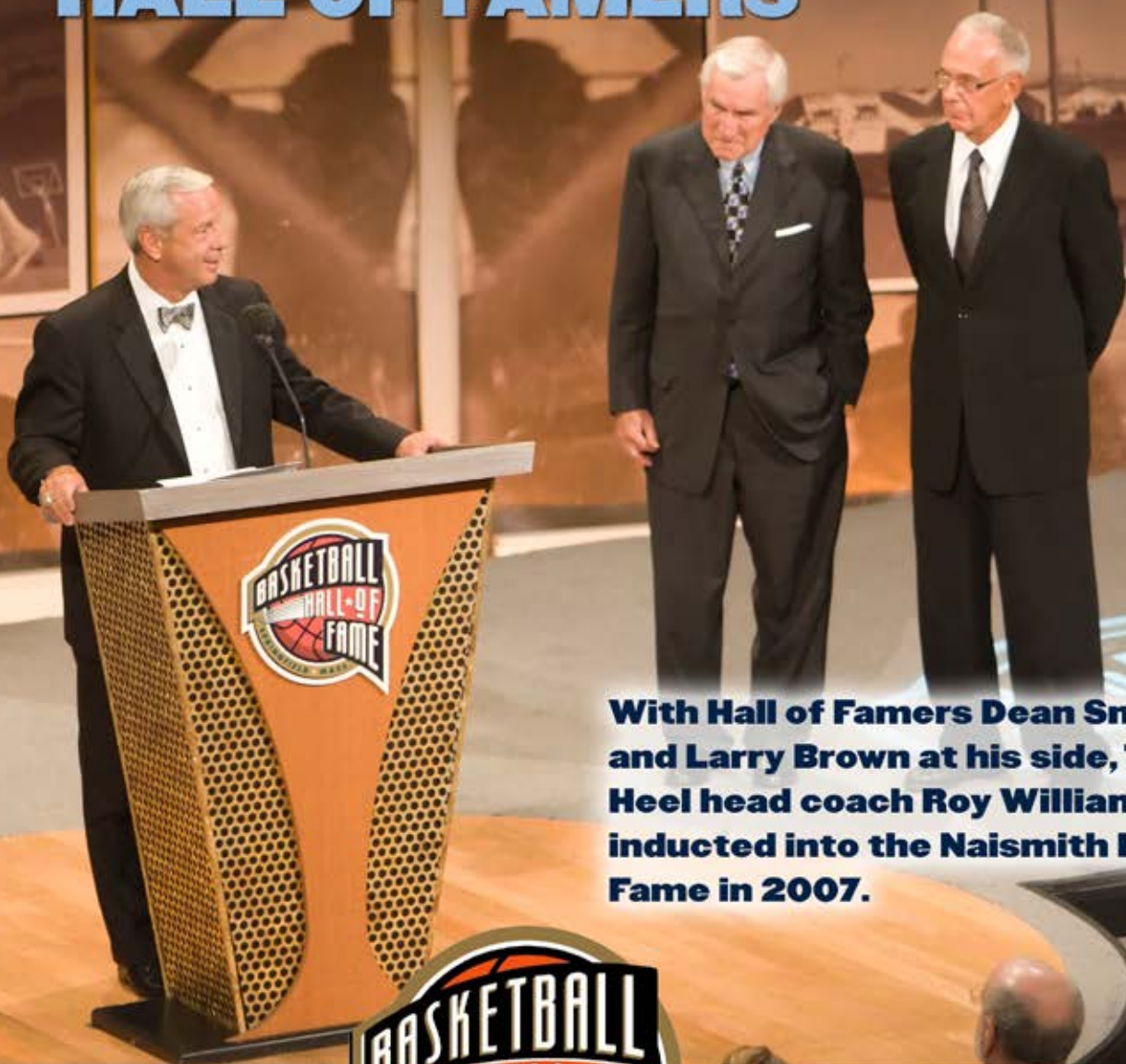
Tommy LaGarde
1976

Harrison Barnes
2016


Phil Ford
1976



HALL OF FAMERS




With Hall of Famers Dean Smith and Larry Brown at his side, Tar Heel head coach Roy Williams was inducted into the Naismith Hall of Fame in 2007.



Frank McGuire



Billy Cunningham



Bob McAdoo



Dean Smith

Roy Williams




Michael Jordan



**Naismith Memorial
Basketball Hall of Fame**
Springfield, MA




James Worthy




Ben Carnevale

PLAYERS OF THE YEAR



**Tyler
Hansbrough**



Antawn Jamison



Jack Cobb



Michael Jordan

NATIONAL PLAYER OF THE YEAR

Jack Cobb (1926)

George Glamack (1940, 1941)

Lennie Rosenbluth (1957)

Phil Ford (1978)

James Worthy (1982)

Michael Jordan (1983, 1984)


Kenny Smith (1987)

Jerry Stackhouse (1995)


Antawn Jamison (1998)

Sean May (2005)


Tyler Hansbrough (2008)




Jerry Stackhouse



Kenny Smith



James Worthy



Phil Ford



George Glamack

PLAYERS OF THE YEAR

Sean May



Kendall Marshall

BOB COUSY AWARD
(Nation's Best Point Guard)
Raymond Felton (2005)
Ty Lawson (2009)
Kendall Marshall (2012)



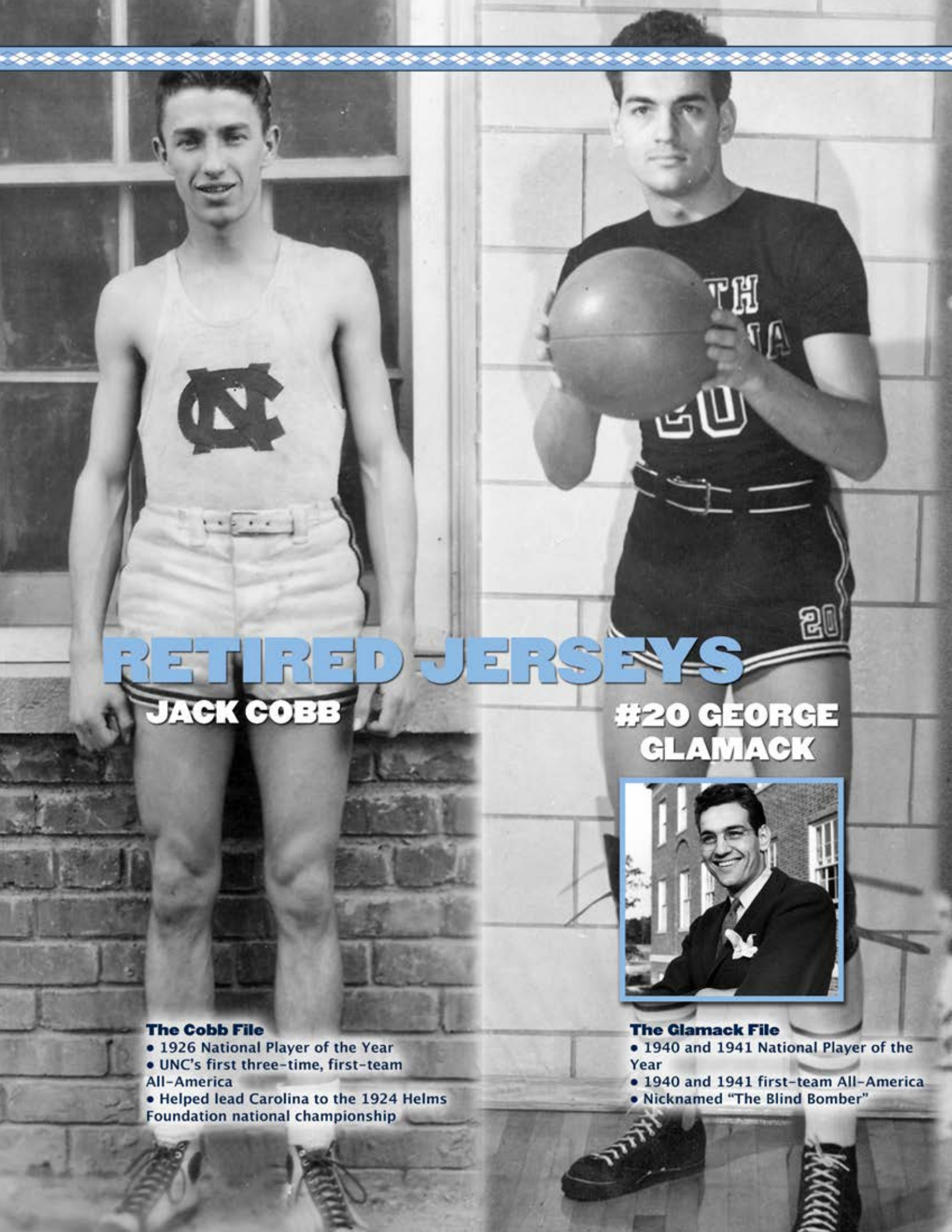
Lennie Rosenbluth

ACC PLAYER OF THE YEAR

Lennie Rosenbluth (1957)
Pete Brennan (1958)
Lee Shaffer (1960)
Billy Cunningham (1965)
Larry Miller (1967, 1968)
Mitch Kupchak (1976)
Phil Ford (1978)
Michael Jordan (1984)
Antawn Jamison (1998)
Joseph Forte (2001)
Tyler Hansbrough (2008)
Ty Lawson (2009)
Tyler Zeller (2012)
Justin Jackson (2017)



Justin Jackson



RETIRED JERSEYS

JACK COBB

#20 GEORGE GLAMACK

The Cobb File

- 1926 National Player of the Year
- UNC's first three-time, first-team All-America
- Helped lead Carolina to the 1924 Helms Foundation national championship

The Glamack File

- 1940 and 1941 National Player of the Year
- 1940 and 1941 first-team All-America
- Nicknamed "The Blind Bomber"





**#10 LENNIE
ROSENBLUTH**



The Rosenbluth File

- 1957 National Player of the Year
- Led the Tar Heels to the '57 NCAA championship
- Carolina's single-season (28.0 ppg in 1956-57) and career (26.9) scoring average leader



**#12 PHIL
FORD**



The Ford File

- 1978 National Player of the Year
- Three-time first-team All-America
- Second-leading scorer in Carolina history and a 1976 Olympic gold medalist

RETIRED JERSEYS

**#52 JAMES
WORTHY**



The Worthy File

- 1982 National Player of the Year
- Naismith Hall of Fame
- Most Outstanding Player of 1982 Final Four, leading UNC to '82 NCAA championship

**#23 MICHAEL
JORDAN**



The Jordan File

- 1983 and 1984 National Player of the Year
- Naismith Hall of Fame
- Named ESPN's Greatest Athlete of the 20th Century
- Hit the winning shot in 1982 NCAA title game

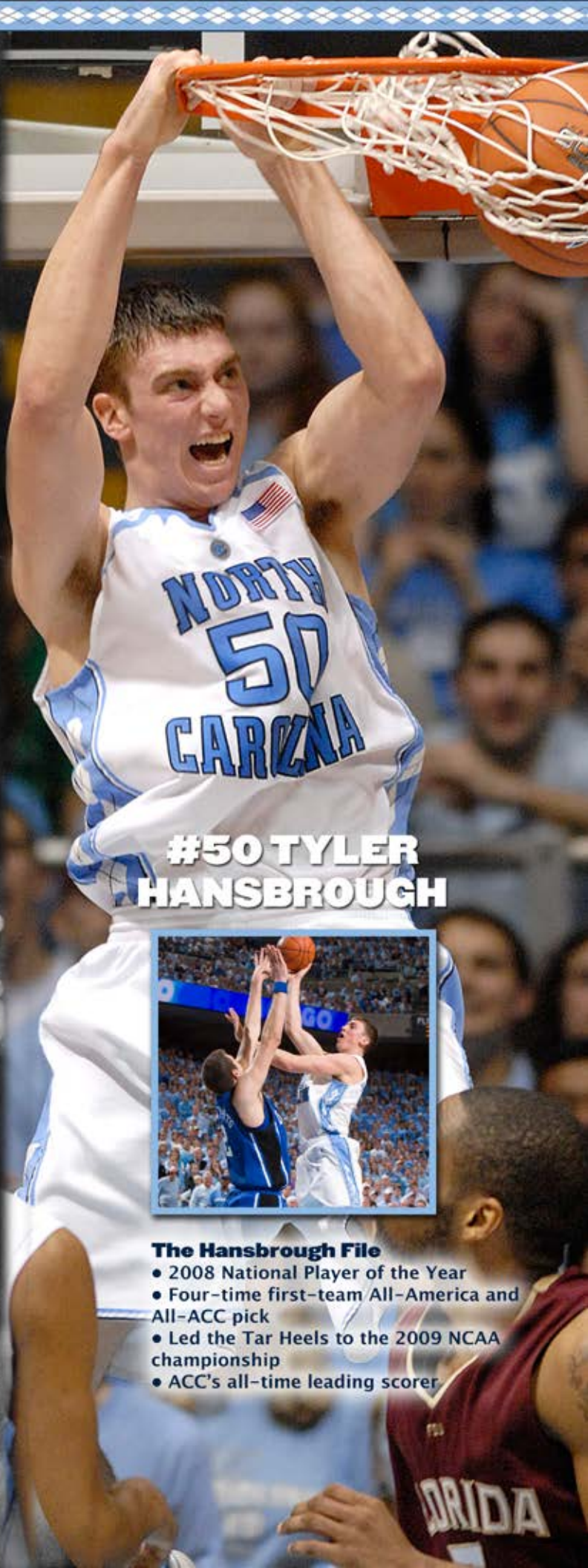


**#33 ANTAWN
JAMISON**



The Jamison File

- Unanimous 1998 National Player of the Year
- Led Carolina to ACC titles and Final Four appearances in 1997 and 1998
- Three-time first-team All-ACC choice



**#50 TYLER
HANSBROUGH**




The Hansbrough File

- 2008 National Player of the Year
- Four-time first-team All-America and All-ACC pick
- Led the Tar Heels to the 2009 NCAA championship
- ACC's all-time leading scorer



Vince Carter


JERSEYS IN THE RAFTERS



Bill Chamberlain



Marcus Paige



Brad Daugherty

Carolina's Honored Jerseys


- Cartwright Carmichael ('24)
- #00 · Eric Montross ('94)
- #00 · Brendan Haywood ('01)
- #2 · Raymond Felton ('05)
- #2 · Joel Berry II ('18)
- #5 · Ty Lawson ('09)
- #5 · Marcus Paige ('16)
- #8 · Jim Jordan ('46)
- #11 · Larry Brown ('63)
- #11 · Brice Johnson ('16)
- #12 · Lee Shaffer ('60)
- #13 · John Dillon ('48)
- #15 · Vince Carter ('98)
- #21 · Mitch Kupchak ('76)
- #21 · Donald Williams ('95)
- #22 · York Larese ('61)
- #22 · Bob Lewis ('67)
- #22 · Wayne Ellington ('09)
- #24 · Walter Davis ('77)
- #30 · Al Wood ('81)
- #30 · Kenny Smith ('87)
- #30 · Rasheed Wallace ('95)
- #31 · Bill Chamberlain ('72)
- #31 · Mike O'Koren ('80)
- #32 · Billy Cunningham ('65)
- #32 · Rashad McCants ('05)
- #33 · Charles Scott ('70)
- #34 · Bobby Jones ('74)
- #34 · J.R. Reid ('89)
- #34 · George Lynch ('93)
- #35 · Pete Brennan ('58)
- #35 · Doug Moe ('61)
- #35 · Robert McAdoo ('72)
- #40 · Tommy Kearns ('58)
- #40 · Joseph Forte ('01)
- #40 · Harrison Barnes ('12)
- #41 · Sam Perkins ('84)
- #42 · Brad Daugherty ('86)
- #42 · Jerry Stackhouse ('95)
- #42 · Sean May ('05)
- #44 · Larry Miller ('68)
- #44 · Dennis Wuycik ('72)
- #44 · Tyler Zeller ('12)
- #44 · Justin Jackson ('17)
- #45 · Tommy LaGarde ('77)

"The success of the Carolina point guard comes from the fact that he understands how to play with people and still be an individual.


"A lot of times it's difficult for a point guard to be an individual. Sometimes it's tough for them to be part of the team. Carolina gears you to think, and it becomes easy to be both."

—Kenny Smith


Rasheed Wallace




Kenny Smith



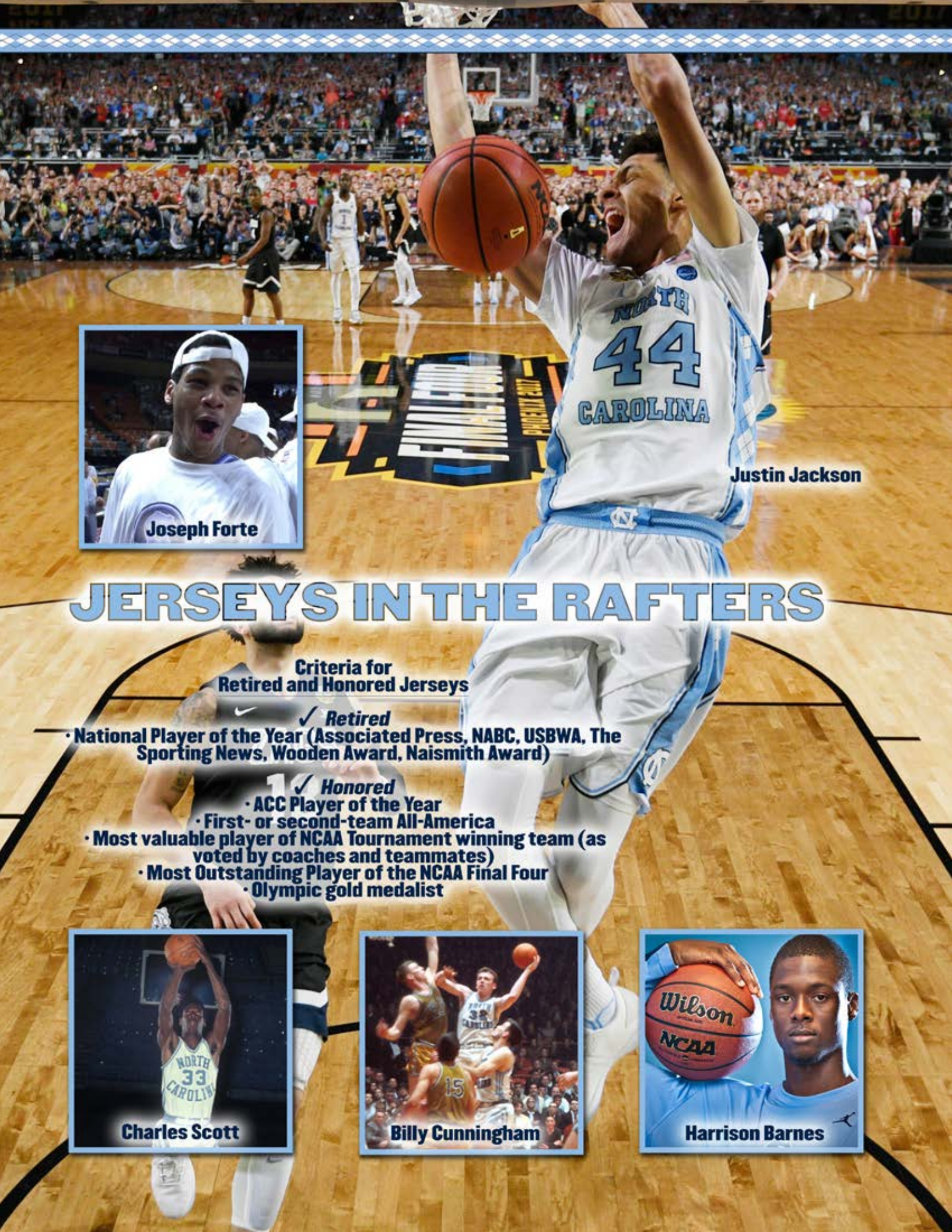
George Lynch



Sam Perkins



Wayne Ellington



Joseph Forte

Justin Jackson

JERSEYS IN THE RAFTERS


Criteria for Retired and Honored Jerseys

✓ Retired


- National Player of the Year (Associated Press, NABC, USBWA, The Sporting News, Wooden Award, Naismith Award)

✓ Honored


- ACC Player of the Year
- First- or second-team All-America
- Most valuable player of NCAA Tournament winning team (as voted by coaches and teammates)
- Most Outstanding Player of the NCAA Final Four
- Olympic gold medalist



Charles Scott



Billy Cunningham



Harrison Barnes




Jerry Stackhouse




Larry Miller

Bob Lewis


“Every time I come in the Smith Center, I sneak a look up there every couple of minutes. I just have to make sure it’s still up there, that the big number 33 is still hanging. When I see it up there, it takes me back to coming into Carolina with a bald head and a little mustache. Even at the time, you knew you were going to treasure those memories forever. When I was walking off the court the night of the alumni game (in 2009), I grabbed my son and took a second and pointed out that jersey with ‘Jamison’ on the banner. There are no words to describe what that felt like. I felt like I was showing him the past and the future all at the same time.”
—Antawn Jamison



Robert McAdoo




Raymond Felton



Donald Williams

CAROLINA BASKETBALL TIMELINE



George Glamack won National Player of the Year honors in 1940 and '41.

Jan. 27, 1911: Carolina defeats Virginia Christian, 42-21, in first game. Marvin “Philly” Ritch, considered the Father of UNC Basketball, is the team’s first captain and leading scorer.

Feb. 22, 1913: Carolina plays the North Carolina College of Agricultural and Mechanic Arts (NC State) for the first time in any sport since 1906. The Tar Heels lost that first encounter, 26-18. The teams would not play again until the 1919 state championship.

Dec. 29, 1913: Meb Long, UNC’s first great scorer, scored 23 points in a win over the Charlotte YMCA. Long became the first Tar Heel to score 20 points in a game. Two weeks earlier, Meb and Cyrus Long became the first brothers to play basketball for UNC.

Feb. 19, 1914: Ben Edwards plays for Guilford in a 38-13 Tar Heel victory. Earlier in the year, Edwards played in six games for Carolina, thus becoming the first and only player to play for and against the Tar Heels in the same season.

Feb. 20, 1915: Lynchburg YMCA wins 63-20, the most lopsided loss in UNC history.

Jan. 24, 1920: Billy Carmichael scored 16 points in a 36-25 win over Trinity in the first-ever basketball game between the two schools located eight miles apart. Carmichael led the team in scoring in 1919-20 (10.8 ppg) and was later the University’s controller and acting president. Carmichael Auditorium is named in his honor.

Feb. 26, 1921: Cartwright Carmichael scored 15 points in a win over Virginia and sets UNC’s single-season scoring record, surpassing Meb Long. Carmichael would finish the season with 286 points.

Feb. 28, 1922: Cartwright Carmichael and Monk McDonald lead UNC to a 40-26 win over Mercer for the Southern Conference Tournament title.

Feb. 29, 1924: En route to an undefeated season the Tar Heels play and beat Kentucky for the first time, a 41-20 win in the first round of the Southern Conference Tournament in Atlanta. Jack “Sprat” Cobb scored 17 points.

March 4, 1924: Jack Cobb’s 15 points almost single-handedly outscored Alabama in a 26-16 win in the Southern Conference title game. UNC finishes 26-0 and the Helms Foundation later selects Carolina as national champions. Cobb leads all scorers with a single-season school record 353 points. Cobb, Cartwright Carmichael and Monk McDonald combine to average 28 of UNC’s 36.9 points per game.

Jan. 24, 1925: John Purser scores 10 points to lead UNC to a 25-21 win at Duke’s Memorial Gymnasium. It was the first game ever played between North Carolina and Duke as the school formerly known as Trinity changed its name less than four weeks prior to the game.

Feb. 12, 1925: Head cheerleader Vic Hugins introduces Rameses, the school’s first ram mascot, at halftime of UNC’s 28-27 loss to South Carolina.

Feb. 18, 1926: A 17-8 loss to NC State marks the fewest points in UNC history, but two weeks later, Carolina beats Mississippi State to win the Southern Conference Tournament.

Feb. 27, 1932: Virgil Weathers’ basket with less than 30 seconds to play gives Carolina a 43-42 win over Adolph Rupp’s top-seeded Kentucky in the second round of the Southern Conference Tournament. It would prove to be the final time the two schools played one another as members of the same conference.

1933-34: The first season in which Carolina wore numbers on its jerseys. Also, Dave Mc-

Cachren was captain, marking the first of four brothers from Charlotte (Jim 1936, Bill 1939 and George 1943) to captain the team.

Jan. 15, 1936: NYU beats the Tar Heels, 55-33, in Carolina’s first game in Madison Square Garden.

March 7, 1936: Trailing 42-30 with less than 10 minutes to play, the Tar Heels go on a 20-3 run to defeat Washington & Lee 50-45 to win the Southern Conference Tournament. The game was called the greatest comeback in the history of Southern basketball. Andy Bershak, who won All-America honors in football, scored the go-ahead basket and led UNC with 15 points.

Feb. 10, 1941: Two-time All-America George Glamack scores a record 45 points in a 76-53 win over Clemson. Later that year, UNC loses to Pittsburgh and Dartmouth in first-ever NCAA Tournament appearance.

March 21, 1946: 57-49 win over NYU in Madison Square Garden is Carolina’s first in the NCAA Tournament. Five days later, Oklahoma A&M beats UNC, 43-40, in NCAA championship game. “Hook” Dillon scores 16 for Tar Heels in title game, but Bob Kurland leads A&M with 23.

Dec. 3, 1951: 100-57 win over Furman marks the first of 169 games in which Carolina scores 100 or more points. The Tar Heels are 151-18 in those games.

Feb. 29, 1952: Duke’s Dick Groat scores 48, Bernie Jernicki grabs 31 rebounds in a 94-64 Blue Devil win.

Dec. 1, 1952: Frank McGuire Era begins with 70-50 win over The Citadel. McGuire

**NCAA DIVISION I LEADERS IN ALL-TIME WINS
(entering the 2017-18 season)**

No.	School	1st Season	Yrs.	Won	Lost	Tied	Pct.
1.	Kentucky	1903	114	2,239	689	1	.765
2.	Kansas	1899	119	2,217	841	0	.725
3.	North Carolina	1911	107	2,206	781	0	.739
4.	Duke	1906	112	2,115	873	0	.708
5.	Temple	1895	121	1,886	1,053	0	.642
6.	Syracuse	1901	116	1,861	879	0	.679
7.	UCLA	1920	98	1,849	824	0	.692
8.	Notre Dame	1898	112	1,847	995	1	.650
9.	St. John’s (NY)	1908	110	1,817	999	0	.645
10.	Louisville	1912	103	1,803	901	0	.667

**NCAA DIVISION I LEADERS IN ALL-TIME WINNING PERCENTAGE
(entering the 2017-18 season)**

No.	School	1st Season	Yrs.	Won	Lost	Tied	Pct.
1.	Kentucky	1903	114	2,239	689	1	.765
2.	North Carolina	1911	107	2,206	781	0	.739
3.	Kansas	1899	119	2,217	841	0	.725
4.	Duke	1906	112	2,115	873	0	.708
5.	UNLV	1959	59	1,225	530	0	.698
6.	UCLA	1920	97	1,818	819	0	.689
7.	Syracuse	1901	116	1,861	879	0	.679
8.	Louisville	1912	103	1,803	901	0	.667
9.	Western Kentucky	1915	98	1,748	901	0	.660
10.	Arizona	1905	112	1,769	923	1	.657

CAROLINA BASKETBALL TIMELINE

CAROLINA'S FINAL
NATIONAL POLL RANKINGS

Year	Media Poll (Started 1949)	Coaches Poll (Started 1951)
1955-56	13th	11th
1956-57	1st	1st
1957-58	13th	12th
1958-59	9th	6th
1959-60	Not Ranked	14th
1960-61	5th	6th
1966-67	4th	3rd
1967-68	4th	4th
1968-69	4th	2nd
1970-71	13th	13th
1971-72	2nd	2nd
1972-73	11th	12th
1973-74	12th	8th
1974-75	9th	10th
1975-76	8th	6th
1976-77	5th	3rd
1977-78	16th	10th
1978-79	9th	3rd
1979-80	15th	15th
1980-81	6th	6th
1981-82	1st	1st
1982-83	8th	8th
1983-84	1st	1st
1984-85	7th	7th
1985-86	8th	8th
1986-87	2nd	3rd
1987-88	7th	8th
1988-89	5th	4th
1990-91	4th	4th
1991-92	18th	12th
1992-93	4th	1st
1993-94	1st	9th
1994-95	4th	3rd
1995-96	25th	24th
1996-97	4th	4th
1997-98	1st	3rd
1998-99	13th	18th
1999-00	Not Ranked	11th
2000-01	6th	10th
2003-04	18th	22nd
2004-05	2nd	1st
2005-06	10th	14th
2006-07	4th	tied 5th
2007-08	1st	3rd
2008-09	2nd	1st
2010-11	7th	8th
2011-12	4th	6th
2013-14	19th	21st
2014-15	15th	12th
2015-16	3rd	2nd
2016-17	5th	1st

would post a 164-58 record in nine seasons.

Dec. 12, 1953: 82-56 win over South Carolina is UNC's first ACC game and win.

Feb. 8, 1954: Virginia's Buzz Wilkinson scores 48 in 83-69 Wahoo win, most points ever vs. UNC in an ACC game.

March 4, 1954: UNC loses first-ever ACC Tournament game, 52-51, to eventual champion NC State.

Dec. 14, 1955: Lennie Rosenbluth scores 29 as 16th-ranked Carolina beats fifth-ranked Alabama, 99-77, in UNC's first game as ranked team in AP poll.

Jan. 14, 1956: Rosenbluth ties UNC record with 45 points in a 103-99 win at Clemson. The Bronx native goes 15 for 23 from the floor and 15 for 24 from the line.

Feb. 24, 1956: Rosenbluth has 31 points and 14 boards in 73-65 win over Duke that clinches UNC's first-ever ACC regular-season title. Tar Heels, 11-3 in ACC, get first ACC Tournament win (over Virginia in quarterfinal), but are upset by No. 20 Wake Forest in semifinals.

Dec. 4, 1956: Rosenbluth sets UNC scoring record with 47 in season-opening win over Furman. Rosenbluth makes 20 of 37 shots from the floor and adds 17 rebounds.


Dec. 29, 1956: Carolina beats Wake Forest, 63-55, to win Dixie Classic for first time, one of four UNC wins that year over the Deacons (by a combined 18 points).

Jan. 30, 1957: Tar Heels beat Western Carolina, 77-59, in UNC's first-ever game as the No. 1-ranked team in the nation (poll released Jan. 22).

Feb. 5-9, 1957: Rosenbluth scores eight of UNC's extra-session points in double-overtime win at Maryland followed by a 75-73 win over Duke as Tommy Kearns hits two free throws in the final minute to keep their unbeaten streak alive.

March 1, 1957: Rosenbluth scores 40 at Duke to cap perfect 14-0 ACC record. Rosenbluth, the National Player of the Year, sets UNC record averaging 28.0 points for the season.

March 7-9, 1957: Carolina wins first ACC Tournament title with wins over Clemson, Wake Forest, and South Carolina. Rosenbluth has 45 in first round over Tigers and



Jan. 13, 1964: Billy Cunningham has 40 points and 28 rebounds against Maryland, one of his 40 consecutive double-doubles.

hits three-point play to beat Deacs in semifinals. The 45 points stand today as the ACC Tournament single-game record.

March 22, 1957: Pete Brennan sends national semifinal vs. Michigan State into second overtime with four seconds left and UNC wins, 74-70 in triple overtime. Rosenbluth (31) and Bob Cunningham (19) lead the Tar Heels.

March 23, 1957: No. 1 Carolina beats No. 2 Kansas, 54-53, in another triple overtime classic. Kearns jumps center against 7-0 All-America center Wilt Chamberlain. Rosenbluth scores 20, but fouls out in regulation. UNC center Joe Quigg hits the winning free throws with six seconds left in the third OT and Carolina caps perfect 32-0 season as national champions.

Dec. 21, 1957: Jerry West leads eighth-ranked West Virginia to 75-64 win over No. 1 Carolina in the finals of the Kentucky Invitational, ending UNC's 37-game win streak.

Jan. 14, 1959: Third-ranked UNC beats No. 1 NC State, 72-68, the first of an NCAA record 11 wins over No. 1 ranked teams.

Dec. 29, 1959: York Larese sets ACC record in 75-53 win over Duke by making 21 free throw attempts.

Dec. 2, 1961: Bryan McSweeney and Jim Hudock each score 20, and Larry Brown has 12 points and eight rebounds as Carolina beats Virginia, 80-46, in Dean Smith's first game as head coach.



March 23, 1957: Lennie Rosenbluth and the Tar Heels beat Wilt Chamberlain and Kansas for Carolina's first NCAA title.

CAROLINA BASKETBALL TIMELINE

Dec. 17, 1962: Yogi Poteet scores 17 and Billy Cunningham grabs 17 rebounds in Dean Smith's first of 13 wins against Kentucky (against only three losses), a 68-66 victory in Lexington.

Jan. 13, 1964: Cunningham scores 40 and has 28 rebounds in 97-88 win over Maryland, one of the Kangaroo Kid's 40 consecutive double-doubles.

Dec. 7, 1964: Bob Lewis and Cunningham score 23 and 22 points, respectively, and Carolina beats 11th-ranked Kentucky, 82-67, in Charlotte, Dean Smith's first win over a ranked opponent.

Dec. 4, 1965: UNC beats William and Mary, 82-68, in the first game played at Carmichael Auditorium.

Dec. 16, 1965: Lewis scores a UNC-record 49 points in 115-80 win over Florida State, a mark that stands today. Lewis goes 18 of 25 from the floor and 13 of 16 from the line. He averages 27.4 points that year, second-best ever by a Tar Heel.

March 4, 1966: Mike Lewis hits a free throw to break a 20-all tie and give second-ranked Duke a 21-20 win in the ACC semifinals. John Yokley and Duke's Steve Vacendak share game-scoring honors with six points. Only a combined 36 field goal attempts were taken in a classic delay game. The Blue Devils led 7-5 at halftime.

March 11, 1967: Carolina had won the ACC regular-season title for the first time under Dean Smith, then beat Duke for the third time, 82-73, to win Smith's first ACC Tournament crown. MVP Larry Miller had 32 points and Lewis added 26.

March 17, 1967: Fourth-ranked Carolina beats No. 5 Princeton for Dean Smith's first NCAA Tournament win. Lewis earns regional MVP honors as UNC beats Boston College the next day to advance to the Final Four, where they lose to Dayton in the national semifinal.

Feb. 21, 1968: Rusty Clark sets UNC record with 30 rebounds in a win over Maryland.

March 2, 1968: Third-ranked UNC had already clinched its second straight ACC reg-

FOUR-YEAR STARTERS (since 1972-73)

Player	Seasons
Walter Davis	1974-77
Phil Ford	1975-78
Mike O'Koren	1977-80
Sam Perkins	1981-84
Brad Daugherty	1983-86
Kenny Smith	1984-87
Jeff Lebo	1986-89
Ademola Okulaja	1996-99
Jason Capel	1999-2002
Kris Lang	1999-2002
Tyler Hansbrough	2006-09
Marcus Paige	2013-16

FIRST-GAME STARTERS (since 1972-73)

The following Carolina players started their first game as freshmen:

Name	Season
Phil Ford	1974-75
Mike O'Koren	1976-77
James Worthy	1979-80
Michael Jordan	1981-82
Kenny Smith	1983-84
J.R. Reid	1986-87
Pete Chilcutt	1987-88
Rick Fox	1987-88
Vince Carter	1995-96
Antawn Jamison	1995-96
Ed Cota	1996-97
Brendan Haywood	1997-98
Jason Capel	1998-99
Kris Lang	1998-99
Joseph Forte	1999-00
Adam Boone	2000-01
Jawad Williams	2001-02
Raymond Felton	2002-03
Sean May	2002-03
Rashad McCants	2002-03
Quentin Thomas	2004-05
Bobby Frasier	2005-06
Marcus Ginyard	2005-06
Tyler Hansbrough	2005-06
Wayne Ellington	2006-07
Brandan Wright	2006-07
Tyler Zeller	2008-09
Harrison Barnes	2010-11
Marcus Paige	2012-13
Nate Britt	2013-14
Justin Jackson	2014-15

ular-season title, but lose in triple overtime at 10th-ranked Duke, 87-86. Miller plays all 55 minutes and has 15 points and 15 rebounds.

Jan. 17, 1970: Scott scores 43 in 91-90 loss to Wake Forest. Later that year, the ACC's leading scorer and co-Male Athlete of the Year scores 41 points in ACC Tournament loss to Virginia. Scott averages 27.1 points, the third-highest mark by a Tar Heel.

March 13, 1971: South Carolina beats UNC, 52-51, on a Tom Owens lay-up at the buzzer in the ACC championship game. Owens' basket followed a jump ball with just three seconds to play. Lee Dedmon shared MVP honors as a member of the second-place team.

March 27, 1971: Bill Chamberlain scores 34 points and has 10 rebounds as UNC beats Georgia Tech, 84-66, to win the NIT. The Tar Heels also beat Julius Erving and Massachusetts

ular-season title, but lose in triple overtime at 10th-ranked Duke, 87-86. Miller plays all 55 minutes and has 15 points and 15 rebounds.


March 9, 1968: Miller (21 points) earns his second ACC Tournament MVP in a row as Carolina beats NC State, 87-50, still the largest margin in ACC championship game history.

March 15-16, 1968: Fourth-ranked Tar Heels beat No. 3 St. Bonaventure and No. 8 Davidson behind regional MVP Clark to advance to Final Four. Clark has 22 points and 17 rebounds in regional final. Tar Heels beat Ohio State in Final Four, but fall to Lew Alcindor and UCLA, 78-55, for national title.

Feb. 26, 1969: Bill Bunting leads balanced effort with 14 points as Tar Heels beat South Carolina to wrap up third straight ACC regular-season title.

March 8, 1969: Charles Scott scores 40 points, 29 in the second half, as Carolina beats Duke, 85-74 in ACC title game. Duke leads by nine at the half, but Scott sets ACC championship game scoring record and wins MVP honors.

March 15, 1969: Scott hits the game-winning jumper at the buzzer to beat Lefty Driesell's Davidson Wildcats, 87-85, to win NCAA East Regional and advance to third consecutive Final Four. Carolina loses to Purdue behind Rick Mount's 36 points.



March 15, 1969: Charles Scott hits a jump shot to beat Davidson and send Carolina to a third consecutive Final Four.

in the first round, Providence and Duke (in the semifinal), all in Madison Square Garden.

Jan. 29, 1972: A 92-72 win over Maryland is Carolina's 1,000th victory. The Terps won the rematch in overtime, but Carolina won the rubber match, 73-59, to win the ACC Tournament. MVP Robert McAdoo averaged 15 points in the Tournament and Dennis Wuycik scored 24 in the championship game.

March 18, 1972: Second-ranked Carolina beats No. 3 Penn., 73-59, to advance to the Final Four. Wuycik (18), McAdoo (17) and George Karl (16) lead Carolina past the Quakers. McAdoo has 24 points and 15 rebounds in Final Four loss to Florida State, but fouled out with 13 minutes to play. McAdoo declares for the NBA after his junior year, his only year as a Tar Heel, and was selected No. 1 in the NBA Draft.

Jan. 19, 1974: All-America Bobby Jones steals the ball and drives the length of the floor for a game-winning lay-up as time expires in 73-71 win at Duke.

March 2, 1974: Freshman Walter Davis banks in a 35-footer at the buzzer to send the game to overtime, where the Tar Heels beat Duke, 96-92. Carolina trails the Blue Devils by eight points with 17 seconds to play in regulation, but UNC rallies behind Jones, who had four points and a steal.

March 6-8, 1975: Phil Ford becomes first freshman to win ACC Tournament MVP honors

CAROLINA BASKETBALL TIMELINE

MILESTONE WINS IN CAROLINA BASKETBALL HISTORY

Victory No.	Score	Opponent, Date
1	42-21	Virginia Christian, Jan. 27, 1911
100	29-23	at Duke, March 7, 1922
200	45-14	Salisbury YMCA, Dec. 10, 1927
300	24-23	at Virginia, Jan. 29, 1934
400	42-38	at Asheboro McCrary Eagles, Dec. 30, 1939
500	55-28	NC State in Southern Conf. Tournament, Feb. 22, 1945
600	64-42	South Carolina, Jan. 18, 1950
700	63-55	Wake Forest in Dixie Classic, Dec. 29, 1956
800	100-71	Virginia at Greensboro, N.C., Jan. 13, 1962
900	82-54	Georgia Tech at Charlotte, N.C., Jan. 27, 1968
1,000	92-72	Maryland, Jan. 29, 1972
1,100	79-74	Georgia Tech at Charlotte, N.C., Feb. 6, 1976
1,200	73-70 (OT)	Rutgers at Madison Square Garden, Feb. 14, 1980
1,300	64-51	St. John's at Madison Square Garden, Dec. 29, 1983
1,400	96-80	Clemson, Feb. 21, 1987
1,500	92-70	NC State, Feb. 7, 1991
1,600	90-67	Pittsburgh, Nov. 29, 1994
1,700	60-45	Virginia, Feb. 11, 1998
1,800	68-65	Connecticut, Jan. 18, 2003
1,900	77-61	Georgia Tech, Jan. 20, 2007
2,000	69-62	Miami, March 2, 2010
2,100	84-51	UNC Wilmington, Dec. 31, 2013
2,200	78-53	Miami, March 9, 2017
1st ACC win	82-56	South Carolina, Dec. 12, 1953
1st ACC Championship	95-75	South Carolina at Raleigh, N.C., March 9, 1957
1st NCAA Tournament win	57-49	NYU at Madison Square Garden, March 21, 1946
1st NCAA championship	54-53 (3 OT)	Kansas at Kansas City, Mo., March 23, 1957
Dean Smith's 1st win	80-46	Virginia, Dec. 2, 1961
Dean Smith's 877th win	73-56	Colorado at Winston-Salem, N.C., March 15, 1997
Dean Smith's last win	97-74	Louisville at Syracuse, N.Y., March 23, 1997
Bill Guthridge's 1st win	84-56	Middle Tennessee State, Nov. 14, 1997
Roy Williams' 1st win	90-64	Old Dominion, Nov. 22, 2003
Roy Williams' 1st NCAA title	75-70	Illinois at St. Louis, Mo., April 4, 2005
Carolina's 6th NCAA title	71-65	Gonzaga at Phoenix, Ariz., April 3, 2017
Roy Williams' 800th win	85-68	Syracuse, Jan. 16, 2017
1st win in Carmichael Auditorium	82-68	William and Mary, Dec. 4, 1965
Last win in Carmichael Auditorium	80-72	William and Mary, March 16, 2010
1st win in Smith Center	95-92	Duke, Jan. 18, 1986

after leading Carolina to the title with 70-66 victory over defending NCAA champion NC State and David Thompson. Tar Heels beat Wake Forest, 101-100, in overtime in the quarterfinal after trailing by eight points with 50 seconds to play. Brad Hoffman sends the game into overtime with a 12-foot jumper with two seconds to go. Ford scores 29 and UNC needs overtime again to knock out Clemson in semis, then scores 24 in title game win over Norm Sloan's Wolfpack.

Feb. 14, 1976: Mitch Kupchak has 35 points and 21 rebounds and Davis has 26 points, 11 boards and six steals as Carolina works four overtimes to beat Tulane, 113-106, in the Louisiana Superdome. It is the longest game in Carolina history.

March 5, 1977: Ford scores 26 and freshman Mike O'Koren adds 21 as Carolina returns the favor from a year before, beating Virginia, 75-69, in the ACC final. Tournament MVP John Kuester handles the ball after Ford fouls out with 5:45 to play and goes 6 for 6 from the line. Ford scores 19 of his 26 in the first half.

March 17, 1977: Ford hyper-extends his right elbow, but scores 29 points, including the winning free throw with two seconds left in 79-77 win over Notre Dame (on St. Patrick's Day) in the NCAA East Regional semifinal.

March 19, 1977: Davis, playing with a broken finger on his shooting hand, scores 21 points as fifth-ranked UNC beats No. 13 Ken-

tucky, 79-72, to reach the Final Four.

March 26, 1977: O'Koren scores 31 as Tar Heels edge No. 4 UNLV, 84-83, in national semifinal. Carolina loses a second-half lead and the championship two days later to Al McGuire's Marquette Warriors, 67-59.

Jan. 7, 1978: The Tar Heels set an NCAA field goal percentage record by making 16 of 17 shots from the floor in the second half. Carolina shoots 94.1 percent in second half of 76-61 victory over Virginia.

Feb. 25, 1978: Ford scores a career-high 34 points on 13 of 19 shooting from the floor in his final game at Carmichael Auditorium, an 87-83 win over Duke. Ford clinches third straight ACC regular-season title with two free throws with six seconds left.

Dec. 16, 1978: O'Koren's 18 points and six assists out-duels "Magic" Johnson's 18 points, six assists and eight turnovers in UNC's 70-69 win over No. 3 Michigan State. The Spartans went on to win the 1979 NCAA title.

Jan. 17, 1979: Dudley Bradley steals the ball from Clyde Austin and dunks home the game-winner with seconds to play in a 70-69 win over NC State in a game that stuns the Reynolds Coliseum crowd. Carolina led 40-19, but the Pack came back to take the lead before Bradley's heroics.

Feb. 24, 1979: Carolina holds the ball in the first half and fails to score as Duke leads, 7-0, at intermission. The Tar Heels wait 12:25 into the game before attempting a shot. Both teams score 40 in the second half and Duke wins, 47-40, in one of the most famous delay games ever played.

March 3, 1979: One week after the 47-40 game in Durham, No. 7 Carolina beats No. 5 Duke, 71-63, in ACC Tournament final. Bradley, the MVP, had 16 points, seven steals and four assists. O'Koren led with 18 points.

March 11, 1979: ACC champion Tar Heels, ranked No. 3 in the nation, are upset by Penn. 72-71, in Raleigh in the NCAA Tournament. Quaker forward Tony Price scores 25. Duke loses to St. John's the same day in what was dubbed "Black Sunday."

Jan. 12, 1980: Al Wood scores 20 and Dave Colescott adds 18 as 15th-ranked Tar Heels knock off No. 1 Duke at Cameron.

March 7, 1981: Carolina shoots 63 percent in the second half and beats Maryland, 61-60, in the ACC title game. James Worthy leads with 19. Jimmy Black's steal and lay-up give Carolina the lead for good. Perkins scores 22 in quarterfinal vs. NC State and 18 in semifinal vs. Wake Forest and becomes the second freshman to earn ACC Tournament MVP honors.

March 28, 1981: Senior forward Wood, who was the West Regional MVP after a 21-point, 17-rebound effort in Final 8 win over Kansas State, torches Virginia for 39 points in the Final Four. Wood sets a national semifinal scoring record by making 14 of 19 from the floor and 11 of 13 from the line. Perkins holds National Player of the Year Ralph Sampson to three field goals and 11 points.

March 30, 1981: Isiah Thomas has 23 points, five assists and four steals to lead Indiana past UNC, 63-50, in the NCAA championship game in Philadelphia. Wood leads Carolina with 18 points. The game tips off less than eight hours after an assassination attempt on President Ronald Reagan. The game is almost postponed due to the events in Washington, D.C.

Nov. 28, 1981: Michael Jordan scores 12 points in his debut with the top-ranked Tar Heels, a 74-67 win over Kansas.

Dec. 26, 1981: Worthy (26), Perkins (21) and Jordan (19) combine for 66 points as No. 1 Carolina beats No. 2 Kentucky, 82-69, in the N.J. Meadowlands. It's the only time the two schools that rank 1-2 in all-time victories will play as the top two ranked teams in the AP poll.

Jan. 9, 1982: In another 1 vs. 2 match-up, top-rated Carolina edges Virginia, 65-60, despite Sampson's 30 points and 19 rebounds. Worthy and Jordan combine for 33 points.

CAROLINA BASKETBALL TIMELINE

March 7, 1982: Leading 44-43 with 7:34 to play, Carolina spreads the floor and beats the Cavaliers, 47-45, for the ACC championship. Virginia shoots 67 percent from the floor, but only gets 33 field goal attempts. Worthy leads UNC with 16 points.

March 27, 1982: Perkins scores 25 points and grabs 10 rebounds and Jordan drops in 18 as UNC beats Houston, 68-63, in the Final Four semifinal in New Orleans. The Tar Heels shoot 59 percent from the floor.

March 29, 1982: Final Four MVP Worthy scores a game-high 28 points and Michael Jordan hits the game-winning shot with 17 seconds to play as Carolina beats Georgetown, 63-62, in one of the Final Four's greatest championship games. Worthy makes 13 of 17 shots from the floor and has three steals, including one at the end of the game that seals the victory. Jordan scores 16, and Georgetown's freshman center Patrick Ewing has 23 points and 11 rebounds. The win gives Dean Smith his first of two NCAA championships. The Tar Heels shot 61 percent in the second half (11 of 18).

Nov. 30, 1982: Defending NCAA champs drop their first two games against St. John's and Missouri but avoid an 0-3 start when Jordan comes up with a steal and a spinning, 24-foot jumper at the buzzer to send the Tulane game into OT. Tar Heels prevail, 70-68 in triple OT.

Jan. 15, 1983: Perkins scores 36 in Charlottesville and Tar Heels knock off second-ranked Virginia, 101-95.

Feb. 10, 1983: Top-ranked Carolina trails No. 3 Virginia by 16 points in the second half and by 10 with 4:12 to play, but pulls out an improbable 64-63 win, one of the most memorable ever in Carmichael Auditorium. Jordan's offensive rebound basket pulls the Tar Heels to within a point, then Jordan strips Rick Carlisle of the ball and slams home the go-ahead basket.

Feb. 12, 1984: Joe Klein scores 20 as Eddie Sutton's Arkansas Razorbacks upset No. 1 Carolina, 66-65, in Pine Bluff, Ark. Jordan scores 21 in defeat.

March 3, 1984: Playing his final home game, Doherty hits a runner in the lane that ties the game at the end of regulation and the Tar Heels beat Duke in two overtimes, 96-83, to preserve a perfect 14-0 mark in the ACC. Jordan and Perkins, also playing in their Carmichael finales, score 25 apiece and Steve Hale has 13 assists.

March 22, 1984: Freshman guard Steve Alford scores 27 points to lead unranked Indiana to a 72-68 win over No. 1 Carolina in the NCAA second round in Atlanta. Perkins scores 26 in his final game as a Tar Heel and finishes his career first at UNC in rebounding and second in scoring. Jordan battles foul trouble and an injured finger, scoring 13 points in just 26 minutes before fouling out. The Hoosiers shoot

69 percent (11 for 16) in the second half and 65 percent for the game.

Dec. 27, 1985: Ranzino Smith and Kevin Madden both score 17 points to lead nine players in double figures as Carolina scores a school-record 129 points in 129-45 win over Manhattan in Miami.

Jan. 4, 1986: Brad Daugherty scores 28 points in 90-79 win over NC State in the final regular-season game played in Carmichael Auditorium. The Tar Heels conclude play there with a 169-20 record.

Jan. 18, 1986: Hale scores 28 and Daugherty adds 23 and 11 rebounds as No. 1 Carolina beats No. 3 Duke, 95-92, in first game played in the Smith Center.

Feb. 4, 1986: Daugherty's 22 points and Joe Wolf's 14 points and 13 rebounds lead No. 1 UNC past No. 2 Georgia Tech, 78-77, in overtime in Atlanta.

Feb. 20, 1986: Len Bias scores 35 points to lead Maryland to a 77-72 overtime win, UNC's first defeat in the Smith Center.

March 7, 1987: Joe Wolf scores 27 and Jeff Lebo nets 22 in 84-82, double-overtime win over Virginia in the ACC semifinals. The next day, sixth-seeded NC State goes 14 for 14 from the line and beats the top-seeded Tar Heels, 67-66, for the ACC title.


March 21, 1987: No. 2 ranked Carolina is upset by No. 10 Syracuse, 79-75, in the NCAA East Regional final. Rony Seikaly leads the Orange with 26 points. Kenny Smith has 25 points and seven assists in his final game as a Tar Heel.

Nov. 21, 1987: In a rematch of the previous year's regional final, Carolina beats No. 1 ranked Syracuse, 96-93, in overtime in the Hall of Fame Classic. Playing without a suspended J.R. Reid, the Tar Heels rally from an 11-point halftime deficit. Ranzino Smith (21), Lebo (20) and freshmen Rick Fox (15) and Pete Chilcutt (14) lead UNC.

March 19, 1988: Carolina shoots a school-record 79.0 percent from the floor (49 of 62) in 123-97 rout over Loyola Marymount in NCAA Tournament second round. Ranzino Smith makes 11 of 14 shots en route to 27 points. UNC has 36 assists on 49 baskets.

Jan. 18, 1989: Playing without Lebo, who was injured in 106-83 loss at Virginia the previous game, UNC beats No. 1 and unbeaten Duke, 91-71, in Durham. Scott Williams scores 22 to lead the Tar Heels.

March 12, 1989: Steve Bucknall's three-point play with 1:46 left breaks a 66-all tie and Tournament MVP Reid leads with 14 points as UNC beats Duke, 77-74, in Atlanta to win Carolina's first ACC championship in seven years. The game is one of the most intense in ACC his-



Heinz Klummeier/SI

March 29, 1982: Freshman Michael Jordan hits this game-winning jump shot to lift UNC to a 63-62 win over Georgetown in the 1982 NCAA championship game in New Orleans.

tory. Carolina commits 26 turnovers, but holds Duke to 39 percent shooting, including 3 of 23 from three-point range.

Nov. 24, 1989: King Rice's bank shot at the buzzer beats James Madison, 80-79, in the first round of the Maui Invitational. Carolina rallies from a 79-70 deficit with less than a minute to play.

Dec. 27, 1989: Rice (22) and Fox (20) lead seven Tar Heels in double figures as UNC beats Kentucky, 121-110, in Louisville.

March 17, 1990: Fox banks in the game-winner as time expires and eighth-seeded Carolina beats No. 1 ranked and top-seed Oklahoma, 79-77, in the NCAA second round.

Jan. 9, 1991: Hubert Davis scores 25 in a 105-73 win over Maryland, Dean Smith's 700th win. He is the first ACC coach to win 700 games.

Feb. 7, 1991: Carolina beats NC State, 92-70, in Chapel Hill. The night before, the same teams play in Raleigh, a 97-91 Wolfpack win. The Feb. 7 game, which is also Carolina's 1500th victory, is re-scheduled from Jan. 15, 1991, because of the outbreak of the Gulf War.

March 10, 1991: Tournament MVP Fox scores 25, Davis adds 17 and Rice has seven assists and no turnovers as Carolina routs Duke, 96-74, in ACC championship game. Duke had won both regular-season games.

March 24, 1991: NCAA East Regional MVP Fox and Davis each score 19 points as Carolina holds off Mark Macon and Temple, 75-72, to advance to the Final Four for the first time since 1982. Macon scores 31 and narrow-

CAROLINA BASKETBALL TIMELINE

ly misses a long three-pointer at the buzzer that would have sent the game to overtime.

March 30, 1991: Davis leads all scorers with 25 points, but Carolina shoots 38 percent for the game (3 of 18 from three-point range) and falls to Kansas, 79-73, in Indianapolis in the Final Four. The Jayhawks are coached by former UNC assistant Roy Williams.

Feb. 2, 1992: Derrick Phelps sets UNC record for steals with nine in 86-76 win at Georgia Tech.

Feb. 5, 1992: In a game most remembered for blood streaming down the back of Eric Montross' head, UNC beats defending NCAA champion and No. 1 Duke, 75-73, causing the students to rush the floor for the first time ever at the Smith Center.

Feb. 8, 1992: Carolina trails Wake Forest by 22 points but rallies for an 80-78 win on Brian Reese's buzzer-beating jumper. The Deacons led by 11 with 6:17 to play, before a 10-0 run by UNC. Davis led the Tar Heels with 30.


Dec. 29, 1992: Jalen Rose's offensive rebound basket at the buzzer gives No. 6 Michigan a 79-78 win over No. 5 Carolina in the semifinals of the Rainbow Classic in Honolulu. The teams would meet again later that season.

Jan. 27, 1993: Florida State leads by 17 at halftime and 73-54 with less than nine minutes to play. Carolina reels off 15 straight points, however, and takes the lead for good on a George Lynch steal and dunk with just under two minutes to play. Donald Williams seals the win at the free throw line as UNC outscores the Seminoles, 28-4, over the last nine minutes.

March 28, 1993: Cincinnati's Nick Van Exel scores 21 first-half points and the Bearcats lead Carolina by as many as 15 in the first half. Then Derrick Phelps clamps down on Van Exel and East Regional MVP Lynch scores 21 and grabs 14 rebounds in 75-68 overtime win to send Carolina to the Final Four. Lynch had 22 against Arkansas in the regional semifinal. Williams had 22 and 20 in the two regional games.

April 5, 1993: Final Four MVP Williams score 25 points for the second Final Four game in a row, Montross scores 16 and Lynch posts his fourth straight double-double as Carolina avenges earlier loss to Michigan with 77-71 victory. The win gives Dean Smith his second NCAA championship. Williams hits 5 of 7 three-pointers in both Final Four games, including a 78-68 win over Roy Williams-led Kansas in the semifinal.

Feb. 3, 1994: Carolina prevails, 89-78, in the first-ever meeting against Duke in which the schools are ranked 1-2 in the country. Second-ranked Tar Heels get 18 points, six assists and no turnovers from Phelps.



Feb. 2, 1995: Jerry Stackhouse scores 25 points in a 102-100, double-overtime win at Duke.

March 12, 1994: ACC Tournament classic as UNC erases five-point deficit late in regulation and beats Wake Forest 86-84 in overtime. Dante Calabria send the game to overtime and Jerry Stackhouse wins it. It is Dean Smith's 800th win.

March 20, 1994: No. 1 Carolina is knocked out of the NCAA Tournament in the second round, 75-72, by Boston College.

Feb. 2, 1995: Stackhouse (25), Rasheed Wallace (25) and Williams (24) combined for 74 points as Carolina beats Duke, 102-100, in double overtime. Blue Devil guard Jeff Capel sends the game into second overtime with a halfcourt three-pointer, but a Jeff McInnis steal and basket provides the winning margin for UNC.

March 11-12, 1995: Wallace scores 33 in overtime win over Maryland in ACC semifinals, then sprains an ankle late in the championship game against Wake Forest. The Deacons, led by 37 points from Randolph Childress, beat Carolina, 82-80, in overtime.

March 25, 1995: No. 4 Carolina beats No. 2 Kentucky, 74-61, in Birmingham to advance to Final Four. Regional MVP Stackhouse has 18 points, 12 rebounds, six assists, two steals and two blocks. UNC falls to Arkansas in the Final Four, in part due to a leg injury Stackhouse suffers 12 seconds into the national semifinal.

Feb. 12, 1997: Ed Cota's baseline floater with 4.5 seconds to play gives Carolina a 45-44 win at NC State. It is the fewest points ever by Carolina in a Dean Smith victory.

March 8-9, 1997: ACC Tournament MVP Shammond Williams scores 24 in semifinals vs. Wake Forest and 23 in championship vs. NC State as Carolina wins ACC Tournament for 13th and final time under Dean Smith.

March 15, 1997: Carolina beats Colorado, 73-56, in NCAA Tournament second round. The news of the day is Dean Smith's 877th, breaking Adolph Rupp's all-time record for coaches.

March 23, 1997: Shammond Williams scores 22 and Vince Carter adds 18 as Carolina beats Louisville, 97-74, to send Dean Smith to his 11th Final Four. Smith would coach his final game, a 66-58 loss to Arizona, six days later.

Oct. 9, 1997: Dean Smith retires after 36 years as head coach. Bill Guthridge, Smith's assistant for 30 years, is named head coach. Guthridge posts a 34-4 record, ACC title and Final Four berth and is named National Coach of the Year.

Feb. 5, 1998: Antawn Jamison, the 1998 National Player of the Year, scores 35 points as No. 2 Carolina beats No. 1 Duke, 97-73.

Feb. 8, 1998: Shammond Williams scores 42 in 107-100 in a 2OT win at Georgia Tech.

March 8, 1998: Jamison shakes off a leg injury and earns ACC Tournament MVP honors with 22 points and 18 rebounds. The Tar Heels score last 15 points in 83-68 win over top-ranked Duke in ACC Tournament championship. Carolina later advances to Final Four.

March 24-26, 2000: Wins over Tennessee and Tulsa send Guthridge to his second Final Four in three years as head coach. He retires in June 2000 with a three-year record of 80-28.

Nov. 10-11, 2000: Carolina beats Winthrop, 66-61, in Matt Doherty's first game as head coach. The next night, Joseph Forte drops 38 on Tulsa to set the Smith Center scoring record.

Dec. 4/17, 2000: Brendan Haywood and Jason Capel post triple-doubles in wins over Miami and Buffalo, respectively.

Feb. 1, 2001: Haywood hits two free throws with one second to play to give UNC an 85-83 win at Duke. Forte is sensational with 24 points, 16 rebounds, six assists and three steals.

Jan. 9, 2002: Maryland beats UNC, 112-79, the most points ever allowed by Carolina in a regulation game. The Tar Heels would finish the year 8-20, missing the NCAA Tournament for the first time since 1974.

Nov. 18, 2002: Rashad McCants scores 28 points in his freshman debut and starts with Raymond Felton and Sean May – the first time in history the Tar Heels start three freshmen – in 85-55 win over Penn State.

CAROLINA BASKETBALL TIMELINE



Robert Crawford

March 15, 1997: Dean Smith wins his 877th game, breaking Adolph Rupp's record.

Nov. 27, 2002: McCants scores 25 as Tar Heels upset Roy Williams and No. 2 Kansas, 67-56, in Preseason NIT semifinals. UNC knocks off Stanford two nights later to win the title.

Feb. 8, 2003: Jawad Williams scores 20 in 61-60 win over Florida State, making UNC the first school with 500 ACC victories.

Nov. 22, 2003: Carolina beats Old Dominion, 90-64, in Roy Williams' first game as head coach. Williams took over the program on April 14, 2003, two weeks after Doherty resigned. Doherty went 53-43 in three seasons.

Dec. 7, 2003: Felton sets a UNC record with 18 assists against George Mason.

Dec. 20, 2003: Wake Forest tops Carolina, 119-114 in triple overtime, in one of the ACC's most memorable regular-season games.

Jan. 17, 2004: No. 9 Carolina beats No. 1 Connecticut, 86-83, as McCants scores 27, including UNC's final 10 points. His three-pointer with six seconds to play beats the Huskies, who later that year win the NCAA title.

March 6, 2005: Marvin Williams' three-point play with 17 seconds left gives Carolina a 75-73 win over Duke as the Tar Heels clinch first in the ACC regular-season standings outright for the first time since 1993. May has a game-high 26 points and 24 rebounds, the most ever by a player in the Smith Center.

March 27, 2005: May earns Syracuse Regional MVP honors with 29 points and 12 rebounds in an 88-82 win over Wisconsin that sends Roy Williams to the Final Four for the first time as UNC's head coach. McCants hits a go-ahead three-pointer late and blocks a Badger three-point attempt to preserve the win.

April 2, 2005: Senior captain Jawad Williams scores 20 points and the Tar Heels hold Michigan State to 29 percent shooting from the floor in the second half in an 87-71 UNC win in the national semifinals.

April 4, 2005: Marvin Williams tips in the game-winner with 1:17 to play, Final Four MVP Sean May has a game-high 26 points and Raymond Felton makes key plays down the stretch as No. 2 Carolina beats No. 1 Illinois, 75-70, to win UNC's fourth NCAA title and the first for Coach Roy Williams. Felton hits a three to break a 65-all tie, then adds a steal and three clutch free throws in the final minute. The Illini went 12 for 40 from three-point range.

June 28, 2005: Carolina becomes the first school to have four lottery selections in one NBA Draft as Marvin Williams (2), Felton (5), May (13) and McCants (14) go in the first 14 picks.

Feb. 15, 2006: Tyler Hansbrough scores an ACC-freshman-record 40 points in an 82-75 win over Georgia Tech in the Smith Center.

March 4, 2006: Carolina beats No. 1 Duke 83-76 on Senior Night in Durham. The Tar Heels' four freshmen (Bobby Frasier, Marcus Ginyard, Danny Green and Hansbrough) out-scored Duke's four seniors (including first-team All-Americans J.J. Redick and Shelden Williams), 55-51.

March 11, 2007: Brandan Wright becomes the fifth freshman to win ACC Tournament MVP honors after leading UNC to its first ACC title since 1998. Wright had 20 points in the semifinal and 16 in the championship against NC State.

March 16, 2008: Wayne Ellington scores 24 points as Carolina wins its 17th ACC Tournament with an 86-81 win over Clemson.

March 23, 2008: Tyler Hansbrough breaks Christian Laettner's ACC record for career free throws against Arkansas in the NCAA Tournament's second round in Raleigh, N.C. Hansbrough set the UNC record on Feb. 3 at Florida State.

March 29, 2008: Tyler Hansbrough has 28 points and 13 rebounds and is named East Regional MVP as UNC beats Louisville to reach its 17th NCAA Final Four.

Dec. 18, 2008: Tyler Hansbrough scores with 7:42 to play in the first half against Evansville for his 2,292nd point, breaking Phil Ford's UNC scoring record.

Feb. 28, 2009: Tyler Hansbrough makes his 906th career free throw in UNC's win over Georgia Tech, breaking Dickie Hemric's (Wake Forest) NCAA record, set in 1955. Hansbrough finishes his career with 982 made free throws.

March 19, 2009: Tyler Hansbrough sinks a free throw in the first half of the NCAA Tournament first round win over Radford, giving him 2,770 points and breaking J.J. Redick's (Duke) ACC scoring mark. He finished with 2,872 points, 12th in NCAA history.

March 29, 2009: Ty Lawson, the 2009 Bob Cousy Award winner, scores 21 points and earns South Regional MVP honors as No. 1 seed UNC beats No. 2 seed Oklahoma, 72-60, in Memphis, Tenn., to send the Tar Heels to their record 18th Final Four.

April 6, 2009: Final Four MVP Wayne Ellington scores 17 of his 19 points in the first half, Ty Lawson has a game-high 21 points and sets a Final Four record with eight steals, and Tyler Hansbrough scores 18 points to cap his brilliant career as the Tar Heels beat Michigan State, 89-72, in Detroit to win the national championship.

March 2, 2010: Carolina beats Miami, 69-62, to become the second school in NCAA history to win its 2,000th game.

April 1, 2010: Forward Deon Thompson plays in his NCAA record-setting 152nd career game as the Tar Heels fall to Dayton, 79-68, in Madison Square Garden in the NIT championship game.

March 12, 2011: Harrison Barnes scores 40 points, an ACC Tournament record for freshman, to lead the Tar Heels to a 92-87 overtime win in the semifinals over Clemson. Carolina advanced to the title game despite trailing by 19 points in the second half in the quarterfinals against Miami and by 10 at halftime against the Tigers.

March 18, 2011: Tyler Zeller scores 32 points, John Henson has 28 points, 11 rebounds and six blocks and Harrison Barnes adds 24



Jeffrey Camarati

Dec. 18, 2008: Tyler Hansbrough breaks Phil Ford's UNC career scoring record, eventually setting the ACC record.

CAROLINA BASKETBALL TIMELINE

points as UNC beats Long Island, 102-87, in the second round of the NCAA Tournament.

Nov. 11, 2011: Top-ranked Carolina beats Michigan State, 67-55, on the deck of the aircraft carrier USS Carl Vinson. Harrison Barnes leads all scorers in the game played in front of President Barack Obama and thousands of U.S. military personnel.

Feb. 29 and March 9, 2012: Kendall Marshall sets the UNC single-season assist record in the final home game against Maryland, then breaks the ACC mark 10 days later in the ACC Tournament in Atlanta. Marshall finishes the season with 351 assists, fourth-most in NCAA history, and wins the Bob Cousy Award as the best point guard in the nation.

March 22, 2013: P.J. Hairston scores a game-high 23 points and Carolina defeats Villanova, 78-71, in the second round of the NCAA Tournament. The win is the 700th of Williams' career.

Dec. 4, 2013: Freshman Kennedy Meeks led five Tar Heels in double-figure with 15 points as Carolina won at No. 1 Michigan State, 79-65. The win was UNC's 13th against teams ranked No. 1 in the AP poll, an NCAA record, and the fifth time the Tar Heels beat No. 1 on their home court.

Feb. 20, 2014: Leslie McDonald scored a game-high 21 points, including the go-ahead basket with 3:54 to play, and Marcus Paige scored all 13 of his points in the second half in UNC's 74-66 win over Duke. The game was originally scheduled for February 12th, but was postponed eight days due to a winter storm.

Jan. 4, 2016: Brice Johnson scores 39 points and grabs 23 rebounds and Marcus Paige has 30 points in a 106-90 win at Florida State. It is the first 30-point, 20-rebound game by a Tar Heel in 40 years.

March 5, 2016: Brice Johnson leads Carolina with 18 points and 21 rebounds and the Tar Heels out-rebound Duke, 64-29, in a 76-72 win in Durham to clinch UNC's 30th ACC regular-season championship in 63 years.

March 12, 2016: Tournament MVP Joel Berry II has 19 points and UNC beats fourth-ranked Virginia, 61-57, to win its 18th ACC title. Carolina holds the Cavaliers to 36.5 percent shooting, including ACC Player of the Year Malcolm Brogdon to 6 of 22 from the floor.

March 27, 2016: East Regional MVP Brice Johnson tallies 25 points and 12 rebounds and Carolina shoots a season-high 61.5 percent from the floor and out-rebounds Notre Dame, 32-15, in an 88-74 win that sends the Tar Heels to their 19th Final Four.

April 2, 2016: The Tar Heels shoot 60 percent from the floor in the second half to beat Syracuse, 83-66, in the national semifinals in Houston.

April 4, 2016: Villanova's Kris Jenkins hits a three-pointer as time expires to lead the Wildcats to a 77-74 win over UNC in the national championship game. Marcus Paige leads all players with 21 points and six assists and hit an off-balance three with 4.7 seconds to play to tie the game at 74. Carolina sets an NCAA championship game record by making 11 of 17 three-point attempts, a record percentage of .647.

Dec. 17, 2016: Justin Jackson scores a career-high 34 points, but Kentucky freshman Malik Monk nets 47 as the Wildcats edge the Tar Heels, 103-100, in Las Vegas. It's just the second time UNC loses when scoring 100 points and the first time UNC loses in regulation when scoring 100.

Jan. 8, 2017: Carolina scores a series-best 107 points and beats NC State by 51, its largest win over the Wolfpack since 1921, and its largest win ever in an ACC game.

Jan. 16, 2017: Carolina beats Syracuse, the 800th win in Roy Williams' career. He wins his 800th in a fewer seasons (29) and the second-fewest games in NCAA history.

March 26, 2017: Luke Maye hits a jump shot with 0.3 seconds to play to beat Kentucky, 75-73, to win the NCAA South Regional and advance to the Final Four for an unprecedented 20th time.

April 1, 2017: Kennedy Meeks ties his career high with 25 points and grabs 14 rebounds in UNC's 77-76 win over Oregon in the national semifinals.

April 3, 2017: Final Four Most Outstanding Player Joel Berry II scores a game-high 22 points and Isaiah Hicks hits a clutch basket with 26 seconds to play to lead Carolina to a 71-65 win over No. 1 seed Gonzaga to win the 2017 NCAA championship. The NCAA Tournament title is Roy Williams' third and UNC's sixth.



April 6, 2009: Final Four MOP Wayne Ellington leads Carolina to a blowout win over Michigan State in the NCAA title game.



April 3, 2017: Final Four MOP Joel Berry scores 22 points as the Tar Heels win the 2017 NCAA title in Phoenix.

Jeffrey Camarati

NCAA Photos



1931-2015

**36 Seasons
as Head Coach
879-254
(-776)**

EDUCATION
B.S., Education
Kansas '53

✓ Smith retired with more wins (879) than any other coach in NCAA Division I history.

✓ In 36 years, Smith coached Carolina to 11 Final Fours, two national titles and 13 ACC Tournament Championships.

✓ More than 95 percent of Smith's lettermen graduated.

✓ From 1981 to 1989, Carolina was ranked in the final Top 10 of both the Associated Press and coaches' poll each year.

✓ Smith was named the second-best coach in college basketball history (behind John Wooden) by the NABC in 2000.

✓ Smith was inducted into the Naismith Memorial Basketball Hall of Fame in 1983. He was also inducted into the North Carolina Hall of Fame in 1981. In 2006, he was named to the inaugural class of the National Collegiate Basketball Hall of Fame (along with James Naismith, John Wooden, Oscar Robertson and Bill Russell). He was inducted into the FIBA Hall of Fame in 2007.

✓ Smith was voted ACC Coach of the Year eight times - in 1967, 1968, 1971, 1976, 1977, 1979, 1988 and 1993.

When ESPN's award-winning SportsCentury program selected the greatest coaches of the 20th Century, it came as no surprise that Carolina basketball coach Dean Smith was among the top seven of all-time. Smith joined other legends Red Auerbach, Bear Bryant, George Halas, Vince Lombardi, John McGraw and John Wooden as the preeminent coaches in sports history.

Smith's tenure as Carolina's basketball coach from 1960-97 is a record of remarkable achievement and consistency. In 36 seasons at UNC, Smith's teams had a record of 879-254. His teams won more games than those of any other Division I men's basketball college coach in history, a record broken in 2007 by Bob Knight and surpassed again in 2011 by Mike Krzyzewski.

- Smith coached Carolina to the 1982 and 1993 NCAA championships and the 1971 NIT title.

- Under Smith, the Tar Heels won at least 20 games for 27 straight years and 30 of his final 31. No coach in history has ever produced that many consecutive 20-win seasons.

- Carolina was ranked in the final Top 10 of both the Associated Press and coaches' polls each year from 1981-89. That nine-year run was the second-longest streak of Top 10 finishes in history, exceeded only by UCLA's 13-year string from 1967 to 1979.

- The Tar Heels were ranked among the nation's final Top 15 teams in 28 of his last 31 seasons, missing only in 1970, 1990 and 1996, and were among the Top 10 on 23 occasions during that period. Smith's teams finished the season ranked No. 1 in at least one of the two major polls four times (1982, 1984, 1993 and 1994).

- Smith's teams were also the dominant force in the ACC. The Tar Heels under Smith had a record of 364-136 in ACC regular-season play, a winning percentage of .728.

- The Tar Heels finished at least third in the ACC regular-season standings for 33 successive seasons. In that span, Carolina finished first 17 times, second 11 times and third five times.

- Smith's teams finished in the ACC upper division all but one time. That was in 1964, when Carolina was fifth and had its only losing record in ACC regular-season play under Smith at 6-8.

- Carolina won 13 ACC Tournaments under Smith.

- His teams played in 11 Final Fours.

- Smith's teams made 23 consecutive appearances in the NCAA Tournament.

- In his last 31 years, Smith led the Tar Heels into the NCAA Tournament 27 times.

- Carolina reached the Sweet 16 of NCAA play each season from 1981-93. That 13-year streak is the second-longest in Tournament history to a 14-year stretch by UCLA from 1967 to 1980.

The awards and accolades continued to be given to Smith, even after he stepped down as Carolina's head coach on October 9, 1997. Smith was named Sportsman of the Year by Sports Illustrated and received the Arthur Ashe Award for Courage at the ESPY Awards. He was inducted into the FIBA Hall of Fame in 2007. In November 2013, he was awarded the Presidential Medal of Freedom, the highest civilian award in the U.S.

He received the Naismith Good Sportsmanship Award in 2011. Upon the announcement of that honor, Duke's Mike Krzyzewski said, "Dean set the standard for basketball - and not just college basketball - that everyone is still trying to reach. He demanded that his teams play as one. And what he got in return from all these guys who played for him was the intense loyalty that they feel toward him. And that's something I've admired since I started coaching. It's really one of the great things in all of sport: that intense loyalty the Tar Heel players have for Coach Smith."

In 2006, he was named to the inaugural class of the National Collegiate Basketball Hall of Fame (along with

James Naismith, John Wooden, Oscar Robertson and Bill Russell).

Smith also became the first recipient of the Mentor Award for Lifetime Achievement, given by the University of North Carolina Committee on Teaching Awards for "a broader range of teaching beyond the classroom."

He's recognized throughout the sports world for his character, his innovations to the game and his ability to have established Carolina's program as one of the greatest in college basketball. Smith's players consistently produce on the floor, in the classroom and in life.

When Smith broke Rupp's record in 1997, his coaching peers had this to say:

John Wooden: "What's more impressive to me about Dean than the record is how good he is as a teacher of basketball. I've always said he's a better teacher of basketball than anyone else. I couldn't begin to teach players the things Dean has taught them. I've admired him because there's more to him than just wins."

Bob Knight: "Let me say some things that he won't say. He's going to say an awful lot about teams and that's the way it should be. But let me put it in perspective. His being able to do that and do it at a single institution, do it through all the years without ever having a problem with any kind of recruiting violation or probation, is a very singular accomplishment in college basketball. I think it's a great achievement, indicative of a guy who really knows how to coach and has decided from day one that things are going to be done the absolute right way. He's not going to tell you, but just take my word for it. That's a great, great accomplishment for a coach."

Roy Williams: "He has a basketball program, he doesn't have a team. And when you have a program, you're concerned about the kids' entire lives, their entire existence ... and what they're going to do after they leave you and what kind of effect you can have on them as they mature."

Perhaps his greatest form of praise on a worldwide level came when a group of his peers, including Hall of Fame coaches Henry Iba, Pete Newell and Auerbach, chose Smith to coach the U.S. Olympic basketball team in the 1976 Montreal Games. The Americans finished a controversial second to the Soviet Union at Munich in 1972. Smith was given the challenge of trying to develop a team to regain the gold medal against a group of improving international teams.


Smith molded a group of college all-stars into a cohesive unit during a few short weeks in that summer of 1976 and led them to the gold medal, sweeping through the Games undefeated and beating Yugoslavia in the championship game. Emphasizing a tough pressure defense and a fast-breaking, attacking style on offense, the Americans returned to the top of the international game.

Just as Smith used his talents to develop that 1976 all-star team into an Olympic champion, he has prepared a host of players for successful careers in the NBA.

"UNC is a plus-four school," Orlando Magic Vice President of Basketball Operations-Player Personnel John Gabriel said about Smith's teams, "meaning that if I rate a player as the 10th-best player in the NBA Draft, being a Tar Heel automatically jumps him to number six. The plus-four rating is based upon the success of former Tar Heels in the NBA."

During his last 31 seasons, since Smith's Tar Heels won their first ACC title in 1967, the Tar Heels had a record of 813-207, winning 79.7 percent of their games.

In 23 of those 31 seasons, Carolina won either the ACC regular-season, tournament or both. Most schools are happy just to win 20 games in a season. At Carolina, it became a habit. No school in the country won more





Hugh Morton

total games in that 31-year period than Carolina. UCLA was second with 751. The Tar Heels also had the most wins over his last 20 seasons with 539, and over his last 10 years with 268.

For Smith and his players, the word “class” applied to the team’s exemplary sportsmanship on the court, to its excellent academic performance and to Smith’s belief that basketball involves many complexities that must be learned over the course of time — that coaching and playing the game is a classroom situation in its own right.

Smith’s teams won championships at every level. There were NCAA titles in 1982 and 1993 and the NIT in 1971. His gold medal-winning team at the 1976 Summer Olympic Games makes Smith one of only three men in history to coach teams to an NCAA title, NIT championship and Olympic victory. The others are Pete Newell and Knight.

He was inducted into the Naismith Memorial Basketball Hall of Fame in Springfield, Mass., in 1983. He was also inducted into the North Carolina Sports Hall of Fame in 1981.

A key to Smith’s success was his ability to change Carolina’s style to fit his personnel. He favored an offense which used the fast break whenever possible and featured a quick passing attack, but he was also comfortable in a more disciplined style of play. He liked to play multiple defenses to confuse opponents. However, his preference was a man-to-man, pressure to speed up the action.

Among Smith’s many innovations were the Four Corners offense, crediting the passer, the run-and-jump defense, the scramble defense out of man-to-man pressure, the point zone, team huddles at the foul line, double-teaming the screen-and-roll, the freelance passing game and multiple screens against zone defenses.

Born February 28, 1931, in Emporia, Kan., Dean Edwards Smith grew up as the son of public school teachers. He graduated from Topeka High School in 1949 and went to the University of Kansas on an academic scholarship. He played varsity basketball and baseball and freshman football for the Jayhawks. He was a member of Jayhawk basketball teams that won the NCAA title in 1952 and finished second in 1953.

Smith was an assistant coach at Kansas to Phog Allen and Dick Harp, then served in the U.S. Air Force as a lieutenant. While in the service, he played and coached basketball in Germany. Smith served for three years as an assistant basketball coach under Bob Spear, recognized by his peers as one of the outstanding coaches in the history of the game, and one year each as head baseball and head golf coach at the United States Air Force Academy. In 1958, the late Frank McGuire asked him to join his staff at Carolina as an assistant coach. Smith served as an assistant under McGuire for three years before McGuire resigned to become head coach of the NBA’s Philadelphia Warriors in the summer of 1961. At that time, Carolina Chancellor William Aycock tapped the 30-year-old Smith to become UNC’s head coach.

Smith shared his knowledge of the game with a talented group of assistants. Many of his assistants went on to head coaching jobs, including Larry Brown, Roy Williams, John Lotz, Kenny Rosemond, Eddie Fogler, Randy Wiel and Bill Guthridge.

Smith’s talents did not lie solely in tutoring quality college coaches, as is evidenced by the number of outstanding players who went on to professional careers after their days in Chapel Hill. In Smith’s 36-year tenure, more than 50 of his play-

YEAR-BY-YEAR WITH DEAN SMITH AT NORTH CAROLINA

Year	Overall W-L	Pct.	ACC W-L	ACC Regular Season Finish	ACC Tournament Finish	National Polls Media Coaches	Post-Season Finish
1961-62	8-9	.471	7-7	Tied 4th	Quarterfinalist		
1962-63	15-6	.714	10-4	3rd	Semifinalist		
1963-64	12-12	.500	6-8	5th	Semifinalist		
1964-65	15-9	.625	10-4	Tied 2nd	Quarterfinalist		
1965-66	16-11	.593	8-6	Tied 3rd	Semifinalist		
1966-67	26-6	.813	12-2	1st	Champion	4th	3rd NCAA 4th Place
1967-68	28-4	.875	12-2	1st	Champion	4th	4th NCAA Finalist
1968-69	27-5	.844	12-2	1st	Champion	4th	2nd NCAA 4th Place
1969-70	18-9	.667	9-5	Tied 2nd	Quarterfinalist		NIT Final 16
1970-71	26-6	.813	11-3	1st	Finalist	13th	13th NIT Champion
1971-72	26-5	.839	9-3	1st	Champion	2nd	2nd NCAA 3rd Place
1972-73	25-8	.758	8-4	2nd	Quarterfinalist	11th	12th NIT 3rd Place
1973-74	22-6	.786	9-3	Tied 2nd	Semifinalist	12th	8th NIT Final 16
1974-75	23-8	.742	8-4	Tied 2nd	Champion	9th	10th NCAA Final 16
1975-76	25-4	.862	11-1	1st	Finalist	8th	6th NCAA Final 32
1976-77	28-5	.848	9-3	1st	Champion	5th	3rd NCAA Finalist
1977-78	23-8	.742	9-3	1st	Semifinalist	16th	10th NCAA Final 32
1978-79	23-6	.793	9-3	Tied 1st	Champion	9th	3rd NCAA Final 32
1979-80	21-8	.724	9-5	Tied 2nd	Semifinalist	15th	15th NCAA Final 32
1980-81	29-8	.784	10-4	2nd	Champion	6th	6th NCAA Finalist
1981-82	32-2	.941	12-2	Tied 1st	Champion	1st	1st NCAA Champion
1982-83	28-8	.778	12-2	Tied 1st	Semifinalist	8th	8th NCAA Final 8
1983-84	28-3	.903	14-0	1st	Semifinalist	1st	1st NCAA Final 16
1984-85	27-9	.750	9-5	Tied 1st	Finalist	7th	7th NCAA Final 8
1985-86	28-6	.824	10-4	3rd	Quarterfinalist	8th	8th NCAA Final 16
1986-87	32-4	.889	14-0	1st	Finalist	2nd	3rd NCAA Final 8
1987-88	27-7	.794	11-3	1st	Finalist	7th	8th NCAA Final 8
1988-89	29-8	.784	9-5	Tied 2nd	Champion	5th	4th NCAA Final 16
1989-90	21-13	.618	8-6	Tied 3rd	Quarterfinalist		NCAA Final 16
1990-91	29-6	.829	10-4	2nd	Champion	4th	4th NCAA Final 4
1991-92	23-10	.697	9-7	3rd	Finalist	18th	12th NCAA Final 16
1992-93	34-4	.895	14-2	1st	Finalist	4th	1st NCAA Champion
1993-94	28-7	.800	11-5	2nd	Champion	1st	9th NCAA Final 32
1994-95	28-6	.823	12-4	Tied 1st	Finalist	4th	3rd NCAA Final 4
1995-96	21-11	.656	10-6	3rd	Quarterfinalist	25th	24th NCAA Final 32
1996-97	28-7	.800	11-5	Tied 2nd	Champion	4th	4th NCAA Final 4
36 Years	879-254	.776	364-136	(.728)	13 ACC titles		2 NCAA titles 11 Final Fours

ers went on to play pro basketball in the NBA or ABA and more played in other professional leagues both in the U.S. and overseas.

“Coach taught me the game, when to apply speed, how to use your quickness, when to use that first step, or how to apply certain skills in certain situations,” says Jordan. “Dean Smith gave me the knowledge to score 37 points a game and that’s something people don’t understand.”

Smith also coached players who went on to become doctors, lawyers and businessmen. Better than 95 percent of his lettermen earned their degrees.

Michael Jordan: “The camaraderie that he has with his players goes a long way. He’s taught a lot of us similar traits and we’ve accepted that and we’ve moved on as players and people. That’s something we treasure more so than maybe our basketball experience — the things that we learned away from the game.

“He’s like a second father to me. When I first left school I was unsure, nervous, scared, going into a situation I wasn’t really comfortable with and I didn’t know if I was ready for it. He calmed me down with a fatherly attitude, taking me under his wing and teaching me a lot of things about being an adult.”

Phil Ford: “My first impression of Coach Smith was honesty. He didn’t promise me playing time. In fact, he told me I might have to play on the junior varsity my first year. That kind of set me back. But my mom really liked that because she said, ‘Phil, if he’s not out here promising you that you will start, that means you go there and work hard and do the best that you can do, then he won’t be out promising your job to another high school player.’ And if you think about it, that made a lot of sense.”

When he retired, Smith was the winningest coach in the history of the NCAA Tournament with 65 victories. In 36 ACC Tournaments, he had a coaching record of 58-23, a winning percentage of .716.

Smith, who played for the legendary Phog Allen at Kansas in the early 1950s, and Knight are the only two men to both play on and coach an NCAA championship team. Smith was a member of the Jayhawk squad that won college basketball’s top prize in 1952. He then coached the Tar Heels to national titles in 1982 and 1993.

After taking Carolina to the NCAA championship game in 1977, Smith was named National Coach of the Year by the NABC. He received similar honors from the U.S. Basketball Writers Association and Basketball Weekly in 1979 and from Medalist in 1982. He was named the Naismith National Coach of the Year in 1993 after leading the Tar Heels to the national crown.

In 1993, the Atlantic Coast Sportswriters Association named Smith the ACC Coach of the Year, an honor he received on seven previous occasions as well—1967, 1968, 1971, 1976, 1977, 1979 and 1988.

Smith died on February 7, 2015, in Chapel Hill.

NATIONAL CHAMPIONSHIPS



CAROLINA AND THE NCAA TOURNAMENT

- 48 Appearances (No. 2 all-time)
- 6 Championships (No. 3 all-time)
- 20 Final Fours (No. 1 all-time)
- 123 Wins (No. 2 all-time)
- .732 winning percentage (No. 2 all-time)
- 168 games (No. 2 all-time)
- 16 times a No. 1 seed (No. 1 all-time)




Carolina is one of only three schools to win six or more NCAA championships.

NCAA SUCCESS



1924 · 1957 · 1982 · 2009 · 2017



20 FINAL FOURS

More than any other school
in NCAA history



ALL-TIME FINAL FOURS NORTH CAROLINA 20

UCLA 17

KENTUCKY 17

DUKE 16

KANSAS 14





1946

1957

1967

1968

1969

1972

1977

1981

1982

1991

1993

1995

1997

1998

2000

2005

2008

2009

2016

2017

1957 NCAA CHAMPIONS




NATIONAL COLLEGIATE BASKETBALL CHAMPIONSHIP
 MUNICIPAL AUDITORIUM
 KANSAS CITY, MISSOURI
 MARCH 22, 23, 1957

1956 UTAH • 1957 ILLINOIS A. & M. • 1958 HOUSTON • 1959 KENTUCKY • 1960 SAN FRANCISCO • 1961 KANSAS • 1962 KENTUCKY • 1963 SAN FRANCISCO • 1964 SAN FRANCISCO • 1965 ILLINOIS A. & M. • 1966 ILLINOIS A. & M. • 1967 ILLINOIS A. & M. • 1968 ILLINOIS A. & M. • 1969 ILLINOIS A. & M. • 1970 ILLINOIS A. & M. • 1971 ILLINOIS A. & M. • 1972 ILLINOIS A. & M. • 1973 ILLINOIS A. & M. • 1974 ILLINOIS A. & M. • 1975 ILLINOIS A. & M. • 1976 ILLINOIS A. & M. • 1977 ILLINOIS A. & M. • 1978 ILLINOIS A. & M. • 1979 ILLINOIS A. & M. • 1980 ILLINOIS A. & M. • 1981 ILLINOIS A. & M. • 1982 ILLINOIS A. & M. • 1983 ILLINOIS A. & M. • 1984 ILLINOIS A. & M. • 1985 ILLINOIS A. & M. • 1986 ILLINOIS A. & M. • 1987 ILLINOIS A. & M. • 1988 ILLINOIS A. & M. • 1989 ILLINOIS A. & M. • 1990 ILLINOIS A. & M. • 1991 ILLINOIS A. & M. • 1992 ILLINOIS A. & M. • 1993 ILLINOIS A. & M. • 1994 ILLINOIS A. & M. • 1995 ILLINOIS A. & M. • 1996 ILLINOIS A. & M. • 1997 ILLINOIS A. & M. • 1998 ILLINOIS A. & M. • 1999 ILLINOIS A. & M. • 2000 ILLINOIS A. & M. • 2001 ILLINOIS A. & M. • 2002 ILLINOIS A. & M. • 2003 ILLINOIS A. & M. • 2004 ILLINOIS A. & M. • 2005 ILLINOIS A. & M. • 2006 ILLINOIS A. & M. • 2007 ILLINOIS A. & M. • 2008 ILLINOIS A. & M. • 2009 ILLINOIS A. & M. • 2010 ILLINOIS A. & M. • 2011 ILLINOIS A. & M. • 2012 ILLINOIS A. & M. • 2013 ILLINOIS A. & M. • 2014 ILLINOIS A. & M. • 2015 ILLINOIS A. & M. • 2016 ILLINOIS A. & M. • 2017 ILLINOIS A. & M. • 2018 ILLINOIS A. & M. • 2019 ILLINOIS A. & M. • 2020 ILLINOIS A. & M. • 2021 ILLINOIS A. & M. • 2022 ILLINOIS A. & M. • 2023 ILLINOIS A. & M. • 2024 ILLINOIS A. & M. • 2025 ILLINOIS A. & M.




1982 NCAA CHAMPIONS




N. CAROLINA 61 T 4
GEORGETOWN 62 R 1

:17

HALF 2
PL. 8
FOULS 0







NORTH
41
CAROLINA



1993 NCAA CHAMPIONS





2005 NCAA CHAMPIONS





2005
DIVISION I
MEN'S
BASKETBALL
CHAMPIONSHIP

2005
NCAA MEN'S
NATIONAL
CHAMPIONS
ROLINATARHEELS



2009 NCAA CHAMPIONS





NCAA

2009
DIVISION I



NATIONAL CHAMPION



2017 NCAA CHAMPIONS





NCAA TOURNAMENT HISTORY

Allen Dean Steele/Daily Tar Heel

NCAA TOURNAMENT RECORDS

ALL-TIME APPEARANCES

Team	No.
Kentucky	56
North Carolina	48
UCLA	46
Kansas	46
Louisville	42

ALL-TIME CONSECUTIVE APPEARANCES

Team	No.
Kansas, 1990-present	28
North Carolina, 1975-2001	27
Duke, 1996-present	22
Michigan State, 1998-present	20
Gonzaga, 1999-present	19
Wisconsin, 1999-present	19
Indiana, 1986-2003	18

ALL-TIME TOURNAMENT GAMES

Team	No.
Kentucky	174
North Carolina	168
Kansas	147
Duke	144
UCLA	140

ALL-TIME TOURNAMENT WINS

Team	No.
Kentucky	124
North Carolina	123
Duke	108
Kansas	103
UCLA	101

TOURNAMENT WINNING PERCENTAGE

Team	Pct. (Record)
Duke	.750 (108-36)
North Carolina	.732 (123-45)
Florida	.724 (42-16)
UCLA	.721 (101-39)
Kentucky	.713 (124-50)



NCAA Tournament Appearances (48)

1941, 1946, 1957, 1959, 1967, 1968, 1969, 1972, 1975, 1976, 1977, 1978, 1979, 1980, 1981, 1982, 1983, 1984, 1985, 1986, 1987, 1988, 1989, 1990, 1991, 1992, 1993, 1994, 1995, 1996, 1997, 1998, 1999, 2000, 2001, 2004, 2005, 2006, 2007, 2008, 2009, 2011, 2012, 2013, 2014, 2015, 2016, 2017

NCAA Championships (6)

1957, 1982, 1993, 2005, 2009, 2017

NCAA Championship Game Appearances (11)

1946, 1957, 1968, 1977, 1981, 1982, 1993, 2005, 2009, 2016, 2017

NCAA Final Four Appearances (20)

1946, 1957, 1967, 1968, 1969, 1972, 1977, 1981, 1982, 1991, 1993, 1995, 1997, 1998, 2000, 2005, 2008, 2009, 2016, 2017

NCAA Regional Final Appearances (28)

1941, 1946, 1957, 1967, 1968, 1969, 1972, 1977, 1981, 1982, 1983, 1985, 1987, 1988, 1991, 1993, 1995, 1997, 1998, 2000, 2005, 2007, 2008, 2009, 2011, 2012, 2016, 2017

NCAA Sweet 16 Appearances (34)

1946, 1957, 1967, 1968, 1969, 1972, 1975, 1977, 1981, 1982, 1983, 1984, 1985, 1986, 1987, 1988, 1989, 1990, 1991, 1992, 1993, 1995, 1997, 1998, 2000, 2005, 2007, 2008, 2009, 2011, 2012, 2015, 2016, 2017



Getty Images



Jeffrey Camarati

FINAL FOURS

North Carolina	20
UCLA	17
Kentucky	17
Duke	16
Kansas	14

NCAA CHAMPIONSHIPS

UCLA	11
Kentucky	8
North Carolina	6
Indiana	5
Duke	5
Connecticut	4
Louisville	3
Kansas	3
Cincinnati	2
Michigan State	2
NC State	2
Oklahoma State	2
San Francisco	2
Florida	2
Villanova	2




**2017
NCAA champions**

Jeffrey Camarati

Hugh Morton



The Tar Heels hoist the 1993 NCAA championship trophy.



Bones McKinney led Carolina to its first Final Four in 1946.

**MOST NO. 1 SEEDS
IN NCAA HISTORY**

- Carolina has been an NCAA Tournament No. 1 seed 16 times, including seven times under head coach Roy Williams.
- The Tar Heels have more No. 1 seeds (16) than any team in NCAA Tournament history (Duke is second with 13).
- UNC earned a No. 1 seed in 1979, 1982, 1984, 1987, 1991, 1993, 1994, 1997, 1998, 2005, 2007, 2008, 2009, 2012, 2016 and 2017.
- The Tar Heels have advanced to the Final Four 10 times as a top seed.
- The Tar Heels won the national championship as a No. 1 seed in 1982, 1993, 2005, 2009 and 2017 and also reached the Final Four as a No. 1 seed in 1991, 1997, 1998, 2008 and 2016.
- Roy Williams has led teams to No. 1 seeds 12 times, the second-highest total of any coach. Duke's Mike Krzyzewski is first with 13; Dean Smith is third with eight.
- Carolina has beaten a No. 1 seed eight times, the third-most wins over No. 1 seeds in NCAA Tournament history.

NCAA TOURNAMENT HISTORY

CAROLINA VS. OPPONENTS IN THE NCAA TOURNAMENT

Opponent	Record	Last Time	Opponent	Record	Time
Air Force	1-0	2004	Missouri	1-0	2000
Alabama-Birmingham	1-0	1986	Mount St. Mary's	1-0	2008
Alabama	2-1	1992	Murray State	2-0	2006
Arizona	0-2	1997	Navy	1-1	1998
Arkansas	4-2	2017	New Mexico State	1-0	1975
Auburn	1-0	1985	New Orleans	1-0	1996
Boston College	2-1	1994	New York	1-0	1946
Butler	1-0	2017	North Texas	1-0	1988
California	1-0	1997	Northeastern	1-0	1991
Canisius	1-0	1957	Notre Dame	4-0	2016
Charlotte	1-0	1998	Oakland	1-0	2005
Cincinnati	1-0	1993	Ohio	1-0	2012
Colorado	1-0	1997	Ohio State	3-1	1992
Connecticut	1-0	1998	Oklahoma	2-0	2009
Creighton	1-0	2012	Oklahoma A&M	0-1	1946
Dartmouth	0-1	1941	Oregon	1-0	2017
Davidson	2-0	1969	Pennsylvania	2-1	1987
Dayton	0-1	1967	Penn State	0-1	2001
Drake	0-1	1969	Pittsburgh	1-1	1981
Dusquene	1-0	1969	Princeton	2-0	2001
East Carolina	1-0	1993	Providence	2-0	2016
Eastern Kentucky	1-0	2007	Purdue	1-1	1977
Eastern Michigan	1-0	1991	Radford	1-0	2009
Fairfield	1-0	1997	Rhode Island	1-0	1993
Florida	0-1	2000	San Francisco	0-1	1978
Florida Gulf Coast	1-0	2016	South Carolina	1-0	1972
Florida State	0-1	1972	Southern	1-0	1989
George Mason	0-1	2006	St. Bonaventure	1-0	1968
Georgetown	2-1	2007	SW Missouri St.	1-0	1990
Georgia	0-1	1983	Stanford	1-0	2000
Gonzaga	2-0	2017	Syracuse	2-2	2016
Harvard	1-0	2015	Temple	2-0	1991
Houston	1-1	1992	Tennessee	1-0	2000
Illinois	1-0	2005	Texas	0-1	2004
Indiana	1-2	2016	Texas A&M	0-1	1980
Iowa State	2-1	2014	Texas Southern	1-0	2017
James Madison	2-0	1983	Texas Tech	0-1	1996
Kansas	2-4	2013	Tulsa	1-0	2000
Kansas State	1-0	1981	UCLA	1-1	1989
Kentucky	3-1	2017	UNLV	1-0	1977
Liberty	1-0	1994	USC	1-0	2007
Long Island	1-0	2011	Utah	2-1	1998
LSU	1-0	2009	Vermont	1-0	2012
Louisville	3-1	2008	Villanova	5-2	2016
Loyola Marymount	1-0	1988	Virginia	1-0	1981
Marquette	1-1	2011	Washington	1-0	2011
Miami (Ohio)	1-0	1992	Washington State	1-0	2008
Michigan	3-1	1993	Weber State	0-1	1999
Michigan State	5-0	2009	Wisconsin	1-1	2015
Middle Tennessee St	1-0	1985	Yale	1-0	1957
Total			Total	123-45 (.732)	

HOW UNC PERFORMS (by seed)

Seed	W-L	Year(s)
1	61-11	1979, 1982, 1984, 1987, 1991, 1993, 1994, 1997, 1998, 2005, 2007, 2008, 2009, 2012, 2016, 2017
2	22-8	1981, 1983, 1985, 1988, 1989, 1995, 2001, 2011
3	3-4	1980, 1986, 1999, 2006
4	4-2	1992, 2015
6	3-3	1996, 2004, 2014
8	7-3	1990, 2000, 2013

UNC VS. SEEDS IN NCAA TOURNAMENT PLAY

Seed	W-L	Last Faced (opponent)
1	8-4	2017 (Butler)
2	6-7	2017 (Kentucky)
3	7-6	2017 (Oregon)
4	7-5	2017 (Butler)
5	8-1	2016 (Indiana)
6	6-1	2005 (Notre Dame)
7	5-1	2011 (Washington)
8	7-1	2017 (Arkansas)
9	11-2	2016 (Providence)
10	5-0	2016 (Syracuse)
11	5-1	2014 (Providence)
12	1-0	1991 (Eastern Michigan)
13	3-0	2015 (Harvard)
14	2-1	2006 (Murray State)
15	6-0	2011 (Long Island)
16	13-0	2017 (Texas Southern)

UNC'S WON-LOSS RECORD AT NCAA TOURNAMENT SITES

Site	Record	Last
Atlanta, Ga.	3-2	1989
Austin, Texas	4-0	2000
Birmingham, Ala.	5-1	2000
Charlotte, N.C.	11-0	2011
Cincinnati, Ohio	2-0	1992
College Park, Md.	6-0	1977
Dallas, Texas	0-1	1990
Dayton, Ohio	1-2	2006
Denton, Texas	0-1	1980
Denver, Colo.	1-1	2004
Detroit, Mich.	2-0	2009
East Rutherford, N.J.	6-2	2007
El Paso, Texas	1-0	1981
Greensboro, N.C.	7-0	2012
Greenville, S.C.	2-0	2017
Hartford, Conn.	2-0	1998
Houston, Texas	1-2	2016
Indianapolis, Ind.	0-3	2000
Jacksonville, Fla.	2-0	2015
Kansas City, Mo.	3-1	2013
Landover, Md.	1-1	1994
Lexington, Ky.	0-2	1992
Los Angeles, Calif.	2-3	2015
Louisville, Ky.	0-4	1969
Madison, Wis.	0-2	1941
Memphis, Tenn.	4-0	2017
Morgantown, W.Va.	2-0	1972
Newark, N.J.	1-1	2011
New Orleans, La.	5-1	2001
New York, N.Y.	3-2	1959
Ogden, Utah	2-0	1986
Philadelphia, Pa.	5-1	2016
Phoenix, Ariz.	2-0	2017
Providence, R.I.	1-1	1975
Raleigh, N.C.	9-1	2016
Richmond, Va.	1-1	1996
St. Louis, Mo.	3-1	2012
Salt Lake City, Utah	4-0	1988
San Antonio, Texas	1-3	2014
Seattle, Wash.	1-3	1999
South Bend, Ind.	2-0	1985
Syracuse, N.Y.	7-1	2005
Tallahassee, Fla.	2-0	1995
Tempe, Ariz.	0-1	1978
Winston Salem, N.C.	6-0	2007
Total	123-45 (.732)	

2016 Final Four



J.D. Lyon, Jr.

HISTORY

NCAA TOURNAMENT RESULTS

YEAR	DATE	ROUND	OPPONENT (Seeds)	W/L	SCORE	SITE	ARENA
Head Coach: Bill Lange (NCAA Tournament Record at UNC – 0-2)							
1941	March 21	East Semifinal	Pittsburgh	L	20-26	Madison, Wis.	Wisconsin Field House
1941	March 22	East Consolation	Dartmouth	L	59-60	Madison, Wis.	Wisconsin Field House
Head Coach: Ben Carnevale (NCAA Tournament Record at UNC – 2-1)							
1946	March 21	East Semifinal	NYU	W	57-49	New York, N.Y.	Madison Square Garden
1946	March 23	FF- East Final	Ohio State	W (ot)	60-57	New York, N.Y.	Madison Square Garden
1946	March 26	FF- National Championship	Oklahoma A&M	L	40-43	New York, N.Y.	Madison Square Garden
Head Coach: Frank McGuire (NCAA Tournament Record at UNC – 5-1)							
1957	March 12	East First	Yale	W	90-74	New York, N.Y.	Madison Square Garden
1957	March 15	East Semifinal	Canisius	W	87-75	Philadelphia, Pa.	Palestra
1957	March 16	East Final	Syracuse	W	67-58	Philadelphia, Pa.	Palestra
1957	March 22	FF- National Semifinal	Michigan State	W (3ot)	74-70	Kansas City, Mo.	Municipal Auditorium
1957	March 23	FF- National Championship	Kansas	W (3ot)	54-53	Kansas City, Mo.	Municipal Auditorium
1959	March 10	East First Round	Navy	L	63-76	New York, N.Y.	Madison Square Garden
Head Coach: Dean Smith (NCAA Tournament Record at UNC – 65-27)							
1967	March 17	East Semifinal	Princeton	W (ot)	78-70	College Park, Md.	Cole Field House
1967	March 18	East Final	Boston College	W	96-80	College Park, Md.	Cole Field House
1967	March 24	FF- National Semifinal	Dayton	L	62-76	Louisville, Ky.	Freedom Hall
1967	March 25	FF- National Consolation	Houston	L	62-84	Louisville, Ky.	Freedom Hall
1968	March 15	East Semifinal	St. Bonaventure	W	91-72	Raleigh, N.C.	Reynolds Coliseum
1968	March 16	East Final	Davidson	W	70-66	Raleigh, N.C.	Reynolds Coliseum
1968	March 22	FF- National Semifinal	Ohio State	W	80-66	Los Angeles, Calif.	Sports Arena
1968	March 23	FF- National Championship	UCLA	L	55-78	Los Angeles, Calif.	Sports Arena
1969	March 13	East Semifinal	Duquesne	W	79-78	College Park, Md.	Cole Field House
1969	March 15	East Final	Davidson	W	87-85	College Park, Md.	Cole Field House
1969	March 20	FF- National Semifinal	Purdue	L	65-92	Louisville, Ky.	Freedom Hall
1969	March 22	FF- National Consolation	Drake	L	84-104	Louisville, Ky.	Freedom Hall
1972	March 16	East Semifinal	South Carolina	W	92-69	Morgantown, W. Va.	WVU Coliseum
1972	March 18	East Final	Penn	W	73-59	Morgantown, W. Va.	WVU Coliseum
1972	March 23	FF- National Semifinal	Florida State	L	75-79	Los Angeles, Calif.	Sports Arena
1972	March 25	FF- National Consolation	Louisville	W	105-91	Los Angeles, Calif.	Sports Arena
1975	March 15	East First	New Mexico State	W	93-69	Charlotte, N.C.	Charlotte Coliseum
1975	March 20	East Semifinal	Syracuse	L	76-78	Providence, R.I.	Providence Civic Center
1975	March 22	East Consolation	Boston College	W	110-90	Providence, R.I.	Providence Civic Center
1976	March 13	Midwest First	Alabama	L	64-79	Dayton, Ohio	Univ. of Dayton Arena
1977	March 12	East First	Purdue	W	69-66	Raleigh, N.C.	Reynolds Coliseum
1977	March 17	East Semifinal	Notre Dame	W	79-77	College Park, Md.	Cole Field House
1977	March 19	East Final	Kentucky	W	79-72	College Park, Md.	Cole Field House
1977	March 26	FF- National Semifinal	UNLV	W	84-83	Atlanta, Ga.	Omni
1977	March 28	FF- National Championship	Marquette	L	59-67	Atlanta, Ga.	Omni
1978	March 11	West Second	San Francisco	L	64-68	Tempe, Ariz.	Univ. Activities Center
1979	March 11	East Second	Penn (1/9)	L	71-72	Raleigh, N.C.	Reynolds Coliseum
1980	March 9	Midwest Second	Texas A&M (3/6)	L (2ot)	61-78	Denton, Texas	NTSU Coliseum
1981	March 15	West Second	Pittsburgh (2/10)	W	74-57	El Paso, Texas	Special Events Center
1981	March 19	West Semifinal	Utah (2/3)	W	61-56	Salt Lake City, Utah	Special Events Center
1981	March 21	West Final	Kansas State (2/8)	W	82-68	Salt Lake City, Utah	Special Events Center
1981	March 28	FF- National Semifinal	Virginia (2/1)	W	78-65	Philadelphia, Pa.	Spectrum
1981	March 30	FF- National Championship	Indiana (2/3)	L	50-63	Philadelphia, Pa.	Spectrum
1982	March 13	East Second	James Madison (1/9)	W	52-50	Charlotte, N.C.	Charlotte Coliseum
1982	March 19	East Semifinal	Alabama (1/4)	W	74-69	Raleigh, N.C.	Reynolds Coliseum
1982	March 21	East Final	Villanova (1/3)	W	70-60	Raleigh, N.C.	Reynolds Coliseum
1982	March 27	FF- National Semifinal	Houston (1/6)	W	68-63	New Orleans, La.	Superdome
1982	March 29	FF- National Championship	Georgetown (1/1)	W	63-62	New Orleans, La.	Superdome
1983	March 19	East Second	James Madison (2/10)	W	68-49	Greensboro, N.C.	Greensboro Coliseum
1983	March 25	East Semifinal	Ohio State (2/3)	W	64-51	Syracuse, N.Y.	Carrier Dome
1983	March 27	East Final	Georgia (2/4)	L	77-82	Syracuse, N.Y.	Carrier Dome
1984	March 17	East Second	Temple (1/8)	W	77-66	Charlotte, N.C.	Charlotte Coliseum
1984	March 22	East Semifinal	Indiana (1/4)	L	68-72	Atlanta, Ga.	Omni
1985	March 14	Southeast First	Middle Tennessee State (2/15)	W	76-57	South Bend, Ind.	Joyce Athletic Center
1985	March 16	Southeast Second	Notre Dame (2/7)	W	60-58	South Bend, Ind.	Joyce Athletic Center
1985	March 22	Southeast Semifinal	Auburn (2/11)	W	62-56	Birmingham, Ala.	Jefferson Coliseum
1985	March 24	Southeast Final	Villanova (2/8)	L	44-56	Birmingham, Ala.	Jefferson Coliseum
1986	March 13	West First	Utah (3/14)	W	84-72	Ogden, Utah	Dee Events Center
1986	March 15	West Second	Alabama-Birmingham (3/6)	W	77-59	Ogden, Utah	Dee Events Center
1986	March 20	West Semifinal	Louisville (3/2)	L	79-94	Houston, Texas	Summit
1987	March 12	East First	Penn (1/16)	W	113-82	Charlotte, N.C.	Charlotte Coliseum
1987	March 14	East Second	Michigan (1/9)	W	109-97	Charlotte, N.C.	Charlotte Coliseum
1987	March 19	East Semifinal	Notre Dame (1/5)	W	74-68	East Rutherford, N.J.	Meadowlands
1987	March 21	East Final	Syracuse (1/2)	L	75-79	East Rutherford, N.J.	Meadowlands
1988	March 17	West First	North Texas State (2/15)	W	83-65	Salt Lake City, Utah	Huntsman Center
1988	March 19	West Second	Loyola Marymount (2/10)	W	123-97	Salt Lake City, Utah	Huntsman Center
1988	March 25	West Semifinal	Michigan (2/3)	W	78-69	Seattle, Wash.	Kingdome
1988	March 27	West Final	Arizona (2/1)	L	52-70	Seattle, Wash.	Kingdome
1989	March 17	Southeast First	Southern (2/15)	W	93-79	Atlanta, Ga.	Omni
1989	March 19	Southeast Second	UCLA (2/7)	W	88-81	Atlanta, Ga.	Omni
1989	March 23	Southeast Semifinal	Michigan (2/3)	L	87-92	Lexington, Ky.	Rupp Arena
1990	March 15	Midwest First	SW Missouri State (8/9)	W	83-70	Austin, Texas	Erwin Center
1990	March 17	Midwest Second	Oklahoma (8/1)	W	79-77	Austin, Texas	Erwin Center
1990	March 22	Midwest Semifinal	Arkansas (8/4)	L	73-96	Dallas, Texas	Reunion Arena

HISTORY

NCAA TOURNAMENT RESULTS

YEAR	DATE	ROUND	OPPONENT (Seeds)	W/L	SCORE	SITE	ARENA
1991	March 15	East First	Northeastern (1/16)	W	101-66	Syracuse, N.Y.	Carrier Dome
1991	March 17	East Second	Villanova (1/9)	W	84-69	Syracuse, N.Y.	Carrier Dome
1991	March 22	East Semifinal	Eastern Michigan (1/12)	W	93-67	East Rutherford, N.J.	Meadowlands
1991	March 24	East Final	Temple (1/10)	W	75-72	East Rutherford, N.J.	Meadowlands
1991	March 30	FF- National Semifinal	Kansas (1/3)	L	73-79	Indianapolis, Ind.	Hoosier Dome
1992	March 19	Southeast First	Miami (Ohio) (4/13)	W	68-63	Cincinnati, Ohio	Riverfront Coliseum
1992	March 21	Southeast Second	Alabama (4/5)	W	64-55	Cincinnati, Ohio	Riverfront Coliseum
1992	March 27	Southeast Semifinal	Ohio State (4/1)	L	73-80	Lexington, Ky.	Rupp Arena
1993	March 18	East First	East Carolina (1/16)	W	85-65	Winston-Salem, N.C.	Joel Coliseum
1993	March 20	East Second	Rhode Island (1/8)	W	112-67	Winston-Salem, N.C.	Joel Coliseum
1993	March 26	East Semifinal	Arkansas (1/4)	W	80-74	East Rutherford, N.J.	Meadowlands
1993	March 28	East Final	Cincinnati (1/2)	W (ot)	75-68	East Rutherford, N.J.	Meadowlands
1993	April 3	FF- National Semifinal	Kansas (1/2)	W	78-68	New Orleans, La.	Superdome
1993	April 5	FF- National Championship	Michigan (1/1)	W	77-71	New Orleans, La.	Superdome
1994	March 18	East First	Liberty (1/16)	W	71-51	Landover, Md.	US Air Arena
1994	March 20	East Second	Boston College (1/9)	L	72-75	Landover, Md.	US Air Arena
1995	March 17	Southeast First	Murray State (2/15)	W	80-70	Tallahassee, Fla.	Leon County CC
1995	March 19	Southeast Second	Iowa State (2/7)	W	73-51	Tallahassee, Fla.	Leon County CC
1995	March 23	Southeast Semifinal	Georgetown (2/6)	W	74-64	Birmingham, Ala.	Jefferson Civic Center
1995	March 25	Southeast Final	Kentucky (2/1)	W	74-61	Birmingham, Ala.	Jefferson Civic Center
1995	April 1	FF- National Semifinal	Arkansas (2/2)	L	68-75	Seattle, Wash.	Kingdome
1996	March 15	East First	New Orleans (6/11)	W	83-62	Richmond, Va.	Richmond Coliseum
1996	March 17	East Second	Texas Tech (6/3)	L	73-92	Richmond, Va.	Richmond Coliseum
1997	March 13	East First	Fairfield (1/16)	W	82-74	Winston-Salem, N.C.	Joel Coliseum
1997	March 15	East Second	Colorado (1/9)	W	73-56	Winston-Salem, N.C.	Joel Coliseum
1997	March 21	East Semifinal	California (1/5)	W	63-57	Syracuse, N.Y.	Carrier Dome
1997	March 23	East Final	Louisville (1/6)	W	97-74	Syracuse, N.Y.	Carrier Dome
1997	March 29	FF- National Semifinal	Arizona (1/4)	L	58-66	Indianapolis, Ind.	RCA Dome
Head Coach: Bill Guthridge (NCAA Tournament Record at UNC – 8-3)							
1998	March 12	East First	Navy (1/16)	W	88-52	Hartford, Conn.	Hartford Civic Center
1998	March 14	East Second	UNC Charlotte (1/8)	W (ot)	93-83	Hartford, Conn.	Hartford Civic Center
1998	March 19	East Semifinal	Michigan State (1/4)	W	73-58	Greensboro, N.C.	Greensboro Coliseum
1998	March 21	East Final	Connecticut (1/2)	W	75-64	Greensboro, N.C.	Greensboro Coliseum
1998	March 28	FF- National Semifinal	Utah (1/2)	L	59-66	San Antonio, Texas	Alamodome
1999	March 11	West First	Weber State (3/14)	L	74-76	Seattle, Wash.	Key Arena
2000	March 17	South First	Missouri (8/9)	W	84-70	Birmingham, Ala.	Jefferson Civic Center
2000	March 19	South Second	Stanford (8/1)	W	60-53	Birmingham, Ala.	Jefferson Civic Center
2000	March 24	South Semifinal	Tennessee (8/4)	W	74-69	Austin, Texas	Erwin Center
2000	March 26	South Final	Tulsa (8/7)	W	59-55	Austin, Texas	Erwin Center
2000	April 3	FF- National Semifinal	Florida (8/5)	L	59-71	Indianapolis, Ind.	RCA Dome
Head Coach: Matt Doherty (NCAA Tournament Record at UNC – 1-1)							
2001	March 16	South First	Princeton (2/15)	W	70-48	New Orleans, La.	Superdome
2001	March 18	South Second	Penn State (2/7)	L	74-82	New Orleans, La.	Superdome
Head Coach: Roy Williams (NCAA Tournament Record at UNC – 43-10)							
2004	March 18	South First	Air Force (6/11)	W	63-52	Denver, Colo.	Pepsi Center
2004	March 20	South Second	Texas (6/3)	L	75-78	Denver, Colo.	Pepsi Center
2005	March 18	East First	Oakland (Mich.) (1/16)	W	96-68	Charlotte, N.C.	Charlotte Coliseum
2005	March 20	East Second	Iowa State (1/8)	W	92-65	Charlotte, N.C.	Charlotte Coliseum
2005	March 25	East Semifinal	Villanova (1/5)	W	67-66	Syracuse, N.Y.	Carrier Dome

Rich Clarkson




Dean Smith led the Tar Heels to three straight Final Fours in 1967-68-69.

Hugh Morton



Seniors Jimmy Black and Chris Brust celebrate the 1982 NCAA championship.



Rick Fox and the 1991 Tar Heels reached one of Dean Smith's 11 Final Fours.

Allsport



Vince Carter helped UNC to back-to-back Final Fours in 1997 and 1998.

HISTORY

NCAA TOURNAMENT RESULTS

YEAR	DATE	ROUND	OPPONENT (Seeds)	W/L	SCORE	SITE	ARENA
2005	March 27	East Final	Wisconsin (1/6)	W	88-82	Syracuse, N.Y.	Carrier Dome
2005	April 2	FF - National Semifinal	Michigan State (1/5)	W	87-71	St. Louis, Mo.	Edward Jones Dome
2005	April 4	FF - National Championship	Illinois (1/1)	W	75-70	St. Louis, Mo.	Edward Jones Dome
2006	March 17	East First	Murray State (3/14)	W	69-65	Dayton, Ohio	Univ. of Dayton Arena
2006	March 19	East Second	George Mason (3/11)	L	60-65	Dayton, Ohio	Univ. of Dayton Arena
2007	March 15	East First	Eastern Kentucky (1/16)	W	86-65	Winston-Salem, N.C.	Joel Coliseum
2007	March 17	East Second	Michigan State (1/9)	W	81-67	Winston-Salem, N.C.	Joel Coliseum
2007	March 23	East Semifinal	Southern California (1/5)	W	74-64	East Rutherford, N.J.	Meadowlands
2007	March 25	East Final	Georgetown (1/2)	L (ot)	84-96	East Rutherford, N.J.	Meadowlands
2008	March 21	East First	Mount St. Mary's (1/16)	W	113-74	Raleigh, N.C.	RBC Center
2008	March 23	East Second	Arkansas (1/9)	W	108-77	Raleigh, N.C.	RBC Center
2008	March 27	East Semifinal	Washington State (1/4)	W	68-47	Charlotte, N.C.	Bobcats Arena
2008	March 29	East Final	Louisville (1/3)	W	83-73	Charlotte, N.C.	Bobcats Arena
2008	April 5	FF - National Semifinal	Kansas (1/1)	L	66-84	San Antonio, Texas	Alamodome
2009	March 19	South First	Radford (1/16)	W	101-58	Greensboro, N.C.	Greensboro Coliseum
2009	March 21	South Second	LSU (1/8)	W	84-70	Greensboro, N.C.	Greensboro Coliseum
2009	March 27	South Semifinal	Gonzaga (1/4)	W	98-77	Memphis, Tenn.	FedExForum
2009	March 29	South Final	Oklahoma (1/2)	W	72-60	Memphis, Tenn.	FedExForum
2009	April 4	FF - National Semifinal	Villanova (1/3)	W	83-69	Detroit, Mich.	Ford Field
2009	April 6	FF - National Championship	Michigan State (1/2)	W	89-72	Detroit, Mich.	Ford Field
2011	March 18	East First	Long Island University (2/15)	W	102-87	Charlotte, N.C.	Time Warner Cable Arena
2011	March 20	East Second	Washington (2/7)	W	86-83	Charlotte, N.C.	Time Warner Cable Arena
2011	March 25	East Semifinal	Marquette (2/11)	W	81-63	Newark, N.J.	Prudential Center
2011	March 27	East Final	Kentucky (2/4)	L	69-76	Newark, N.J.	Prudential Center
2012	March 16	Midwest First	Vermont (1/16)	W	77-58	Greensboro, N.C.	Greensboro Coliseum
2012	March 18	Midwest Second	Creighton (1/8)	W	87-73	Greensboro, N.C.	Greensboro Coliseum
2012	March 23	Midwest Semifinal	Ohio (1/13)	W (ot)	73-65	St. Louis, Mo.	Edward Jones Dome
2012	March 25	Midwest Final	Kansas (1/2)	L	67-80	St. Louis, Mo.	Edward Jones Dome
2013	March 22	South First	Villanova (8/9)	W	78-71	Kansas City, Mo.	Sprint Center
2013	March 24	South Second	Kansas (8/1)	L	58-70	Kansas City, Mo.	Sprint Center
2014	March 21	East First	Providence (6/11)	W	79-77	San Antonio, Texas	AT&T Center
2014	March 23	East Second	Iowa State (6/3)	L	83-85	San Antonio, Texas	AT&T Center
2015	March 19	West First	Harvard (4/13)	W	67-65	Jacksonville, Fla.	Veterans Memorial Arena
2015	March 21	West Second	Arkansas (4/5)	W	87-78	Jacksonville, Fla.	Veterans Memorial Arena
2015	March 26	West Semifinal	Wisconsin (4/1)	L	72-79	Los Angeles, Calif.	STAPLES Center
2016	March 17	East First	Florida Gulf Coast (1/16)	W	83-66	Raleigh, N.C.	PNC Arena
2016	March 19	East Second	Providence (1/9)	W	85-66	Raleigh, N.C.	PNC Arena
2016	March 25	East Semifinal	Indiana (1/5)	W	101-86	Philadelphia, Pa.	Wells Fargo Center
2016	March 27	East Final	Notre Dame (1/6)	W	88-74	Philadelphia, Pa.	Wells Fargo Center
2016	April 2	FF - National Semifinal	Syracuse (1/10)	W	83-66	Houston, Texas	NRG Stadium
2016	April 4	FF - National Final	Villanova (1/2)	L	74-77	Houston, Texas	NRG Stadium
2017	March 17	South First	Texas Southern (1/16)	W	103-64	Greenville, S.C.	Bon Secours Wellness Arena
2017	March 19	South Second	Arkansas (1/8)	W	72-65	Greenville, S.C.	Bon Secours Wellness Arena
2017	March 24	South Semifinal	Butler (1/4)	W	92-80	Memphis, Tenn.	FedExForum
2017	March 26	South Final	Kentucky (1/2)	W	75-73	Memphis, Tenn.	FedExForum
2017	April 1	FF - National Semifinal	Oregon (1/3)	W	77-76	Phoenix, Ariz.	University of Phoenix Stadium
2017	April 3	FF - National Championship	Gonzaga (1/2)	W	71-65	Phoenix, Ariz.	University of Phoenix Stadium

UNC seed is listed first

Tom Copeland/Greensboro News & Record



Ed Cota (left) and Joseph Forte led No. 8 seed Carolina on a run to the 2000 Final Four.




The 2009 Tar Heels visited with President Barack Obama at The White House.

J.D. Lyon Jr.



Roy Williams & Brice Johnson reached the 2016 NCAA title game.

Jeffrey Camarati



Final Four MVP Joel Berry II and the Tar Heels won the 2017 NCAA title in Phoenix.

HISTORY

NCAA TOURNAMENT TEAM RECORDS

Most Points

123 vs. Loyola Marymount, 1988 West 2nd
113 vs. Mount St. Mary's, 2008 East 1st
113 vs. Pennsylvania, 1987 East 1st

Fewest Points

20 vs. Pittsburgh, 1941 East Semifinal
40 vs. Oklahoma A&M, 1946 NCAA Final

Most Points in a Half

65 vs. Loyola Marymount (1st), 1988 West 2nd
62 vs. Rhode Island (2nd), 1993 East 2nd

Fewest Points in a Half

8 vs. Pittsburgh (2nd half), 1941 East Semifinal
12 vs. Pittsburgh (1st half), 1941 East Semifinal

Largest Winning Margin

45 vs. Rhode Island (112-67), 1993 East 2nd
43 vs. Radford (101-58), 2009 South 1st

Largest Margin in a Loss

27 vs. Purdue (65-92), 1969 NCAA Semifinal
23 vs. UCLA (55-78), 1968 NCAA Final
23 vs. Arkansas (73-96), 1990 Midwest Semifinal

Most Points, Both Teams Combined

220 – UNC 123, Loyola Marymount 97, 1988 West 2nd
206 – UNC 109, Michigan 97, 1987 East 2nd

Fewest Points, Both Teams Combined

46 – Pittsburgh 26, UNC 20, 1941 East Semifinal
83 – Oklahoma A&M 43, UNC 40, 1946 NCAA Final

Most Field Goals

49 vs. Loyola Marymount, 1988 West 2nd
44 vs. Arkansas, 2008 East 2nd
44 vs. Boston College, 1975 East 3rd Place

Fewest Field Goals

13 vs. Oklahoma A&M, 1946 NCAA Final
17 vs. Syracuse, 1957 East Final

Most Field Goals Attempted

91 vs. Ohio State, 1946 East Final
88 vs. Michigan State, 1957 NCAA Semifinal

Fewest Field Goals Attempted

38 vs. James Madison, 1983 East 2nd
38 vs. James Madison, 1982 East 2nd
38 vs. Kentucky, 1977 East Final

Highest Field Goal Percentage

79.0 vs. Loyola Marymount (49-62), 1988 West
67.7 vs. Arkansas (44-65), 2008 East 2nd

Lowest Field Goal Percentage

25.3 vs. Ohio State (23-91), 1946 East Final
28.2 vs. Houston (24-85), 1967 NCAA 3rd Place

Highest Field Goal Percentage in a Half (70 percent or higher)

.790 vs. Loyola Marymount, 1st half (23-30), 1988 West 2nd
.781 vs. Loyola Marymount, 2nd half (25-32), 1988 West 2nd

Lowest Field Goal Percentage in a Half

.226 vs. Kansas, 2nd half (7 of 31), 2012 Midwest Final
.244 vs. Houston, 1st half (10 of 41), 1967 NCAA 3rd Place

Most Three-Point Field Goals Made

12 vs. Oakland, 2005 Syracuse 1st
11 on five occasions, most recently vs. Villanova, 2016 NCAA final

Fewest Three-Point Field Goals Made

0 vs. Alabama, 1992 Southeast 2nd
1 on three occasions, most recently vs. Liberty, 1994 East 1st

Most Three-Point Field Goal Attempts

30 vs. George Mason, 2006 East 2nd
28 vs. Texas, 2004 South 2nd
28 vs. Arkansas, 1995 NCAA Semifinal

Fewest Three-Point Field Goal Attempts

6 vs. Liberty, 1994 East 1st
6 vs. Alabama, 1992 Southeast 2nd
6 vs. SW Missouri State, 1990 Midwest 1st

Highest Three-Point FG Percentage (min. 7 attempts)

71.4 vs. Harvard (5-7), 2015 West 1st
71.4 vs. Kansas (5-7), 1993 NCAA Semifinal
70.0 vs. Oklahoma (7-10), 1990 Midwest 2nd

Lowest Three-Point FG Percentage (min. 7 attempts)

11.8 vs. Kansas (2-17), 2012 Midwest Final
12.5 vs. Ohio State (1-8), 1992 Southeast Semifinal

Most Free Throws Made

33 on four occasions, most recently vs. Pennsylvania, 1987 East 1st
32 vs. Princeton, 1967 East Semifinal

Fewest Free Throws Made

2 vs. Utah, 1998 NCAA Semifinal
4 on three occasions, most recently vs. George Mason, 2006 East 2nd

Most Free Throws Attempted

45 vs. Pennsylvania, 1987 East 1st
45 vs. Syracuse, 1957 East Final
44 vs. Louisville, 1972 NCAA 3rd Place

Fewest Free Throws Attempted

4 vs. George Mason, 2006 East 2nd
6 vs. San Francisco, 1978 West 2nd

Highest Free Throw Percentage (min. 10 attempts)

93.8 vs. Oklahoma (15-16), 2009 South Final
91.7 vs. Kentucky (33-36), 1977 East Final

Lowest Free Throw Percentage (min. 10 attempts)

48.3 vs. Ohio State (14-29), 1946 East Final
52.2 vs. James Madison (12-23), 1982 East 2nd

Lowest Free Throw Percentage (min. 30 attempts)

59.5 vs. Villanova (22-37), 2009 NCAA Semifinal
59.5 vs. Iowa State (22-37), 1995 Southeast 2nd

Most Rebounds

64 vs. Princeton, 1967 East Semifinal
63 vs. Ohio, 2012 Midwest Semifinal

Fewest Rebounds

20 vs. James Madison, 1982 East 2nd
21 vs. Notre Dame, 1987 East Semifinal

Largest Rebound Margin

33 vs. Ohio (63-30), 2012 Midwest Semifinal
27 vs. Texas Southern (54-27), 2017 South 1st

Most Personal Fouls

36 vs. Texas A&M, 1980 Midwest 2nd
27 on three occasions, most recently vs. Kansas, 1991 NCAA Semifinal

Fewest Personal Fouls

8 vs. Creighton, 2012 Midwest 2nd
9 vs. Washington, 2011 East 2nd

Most Assists

36 vs. Boston College, 1975 East 3rd Place
36 vs. Loyola Marymount, 1988 West 2nd
30 vs. Penn, 1987 East 1st

Fewest Assists

4 vs. Texas A&M, 1980 Midwest 2nd
7 vs. Kansas, 2008 NCAA Semifinal
7 vs. Dayton, 1967 NCAA Semifinal

Most Turnovers

36 vs. Drake, 1969 NCAA 3rd Place
30 vs. Louisville, 1972 NCAA 3rd Place



J.D. Lyon Jr.

Joel Berry II and UNC protected the ball and committed just four turnovers in the 2017 NCAA championship game vs. Gonzaga.

Fewest Turnovers

2 vs. Fairfield, 1997 East 2nd
4 vs. Gonzaga, 2017 NCAA Final
4 vs. Wisconsin, 2015 West Semifinal

Most Blocked Shots

11 vs. Georgetown, 1995 Southeast Semifinal
10 on five occasions, most recently vs. Florida Gulf Coast, 2016 East 1st

Fewest Blocked Shots

0 on five occasions, most recently vs. Michigan State, 2009 NCAA Final

Most Steals

16 vs. Alabama, 1976 Mideast 1st
15 vs. Kansas, 2013 South 2nd
15 vs. New Mexico State, 1975 East 1st

Fewest Steals

1 vs. Michigan State, 1998 East Semifinal
1 vs. Loyola Marymount, 1988 West 2nd

Most Overtimes Played

3 vs. Kansas, 1957 NCAA Final (UNC won, 54-53)
3 vs. Michigan State, 1957 NCAA Semifinal (UNC won, 74-70)
2 vs. Texas A&M, 1980 Midwest 2nd (Texas A&M won, 61-78)

Largest Halftime Lead

29 vs. Rhode Island, 1993 East 2nd (UNC led 50-21, won 112-67)
26 vs. Oakland, 2005 East 1st (UNC led 59-33, won 96-68)

Largest Halftime Deficit

19 vs. Houston, 1967 NCAA 3rd Place (Houston led 23-42, won 62-84)
17 vs. Kansas, 2008 NCAA Semifinal (KU led 27-44, won 66-84)

Largest Halftime Lead in a Carolina Loss

9 vs. Kansas, 2013 South 2nd (UNC led 30-21, Kansas won 58-70)

7 vs. George Mason, 2006 East 2nd (UNC led 27-20, GMU won 60-65)

Largest Halftime Deficit in a Carolina Win

10 vs. Notre Dame, 1977 East Semifinal (ND led 30-40, UNC won 79-77)
9 vs. Southern California, 2007 East Semifinal (USC led 33-42, UNC won 74-64)

HISTORY

NCAA TOURNAMENT INDIVIDUAL RECORDS

Points (30 or more points)

39 – Lennie Rosenbluth vs. Canisius, 1957 East Semifinal
 39 – Al Wood vs. Virginia, 1981 NCAA Semifinal
 36 – Mitch Kupchak vs. Boston College, 1975 East 3rd Place
 35 – Charles Scott vs. Drake, 1969 NCAA 3rd Place
 33 – Tyler Hansbrough vs. Michigan State, 2007 East 2nd
 32 – Tyler Zeller vs. Long Island, 2011 East 1st
 32 – Shammond Williams vs. UNC Charlotte, 1998 East 2nd
 32 – Charles Scott vs. Davidson, 1969 East Final
 31 – J.R. Reid vs. Notre Dame, 1987 East Semifinal
 31 – Mike O’Koren vs. UNLV, 1977 NCAA Semifinal
 31 – Bob Lewis vs. Boston College, 1967 East Final
 31 – George Glamack vs. Dartmouth, 1941 East Consolation
 30 – Robert McAdoo vs. Louisville, 1972 NCAA 3rd Place

Field Goals Made

16 – Charles Scott vs. Drake, 1969 NCAA 3rd Place (16 of 26)
 15 – J.R. Reid vs. Notre Dame, 1987 East Semifinal (15 of 18)
 15 – Lennie Rosenbluth vs. Canisius, 1957 East 1st (15 of 30)
 14 on four occasions, most recently by Al Wood vs. Virginia, 1981 NCAA Semifinal (14 of 19)

Field Goal Attempts

42 – Lennie Rosenbluth vs. Michigan State, 1957 NCAA Semifinal
 30 – Lennie Rosenbluth vs. Canisius, 1957 East 1st
 26 – Charles Scott vs. Drake, 1969 NCAA 3rd Place
 23 on four occasions, most recently by Rashad McCants vs. Texas, 2004 South 2nd

Three-Point Field Goals Made

6 – Marcus Paige vs. Indiana, 2016 East Semifinal (6 of 9)
 6 – Shammond Williams vs. UNC Charlotte, 1998 East 2nd (6 of 9)
 5 on 13 occasions, most recently by Justin Jackson vs. Texas Southern, 2017 South 1st (5 of 8)

Three-Point Field Goal Attempts

13 – Joel Berry II vs. Gonzaga, 2017 NCAA Final
 12 – Rashad McCants vs. Texas, 2004 South 2nd
 12 – Ademola Okulaja vs. Weber State, 1999 West 1st
 12 – Donald Williams vs. Arkansas, 1995 NCAA Semifinal
 11 – Kenny Smith vs. Syracuse, 1987 East Final

Highest Three-Point Percentage (min. 5 made)

1.000 – Hubert Davis vs. Eastern Michigan, 1991 East Semifinal (5 of 5)
 71.4 – on four occasions, most recently by Wayne Ellington vs. Villanova, 2009 NCAA Semifinal (5 of 7)

Free Throws Made

15 – Ty Lawson vs. Michigan State, 2009 NCAA Final (15 of 18)
 14 – Tyler Zeller vs. Long Island, 2011 East 1st (14 of 19)
 14 – Tyler Hansbrough vs. Georgetown, 2007 East Final (14 of 16)
 14 – Tommy Kearns vs. Syracuse, 1957 East Final (14 of 19)
 13 – John Kuester vs. Kentucky, 1977 East Final (13 of 14)
 13 – Tyler Hansbrough vs. Michigan State, 2007 East 2nd (13 of 17)

Free Throw Attempts

19 – Tyler Zeller vs. Long Island, 2011 East 1st
 19 – Tommy Kearns vs. Syracuse, 1957 East Final
 18 – Ty Lawson vs. Michigan State, 2009 NCAA Final
 17 – Ty Lawson vs. Villanova, 2009 NCAA Semifinal
 17 – Tyler Hansbrough vs. Michigan State, 2007 East 2nd

Highest Free Throw Percentage (min. 10 made)

1.000 – Tyler Hansbrough vs. Radford, 2009 1st (12 of 12)
 1.000 – Hubert Davis vs. Miami (Ohio), 1992 Southeast 1st (11 of 11)
 1.000 – Phil Ford vs. Syracuse, 1975 East Semifinal (10 of 10)

Rebounds

22 – Tyler Zeller vs. Ohio, 2012 Midwest Semifinal
 19 – Robert McAdoo vs. Louisville, 1972 NCAA 3rd Place
 19 – Lennie Rosenbluth vs. Yale, 1957 East 1st
 18 – Mike O’Koren vs. Texas A&M, 1980 Midwest 2nd
 18 – Rusty Clark vs. Boston College, 1967 East Semifinal

Assists

14 – Kendall Marshall vs. Washington, 2011 East 2nd
 12 – Kenny Smith vs. Notre Dame, 1987 East Semifinal
 11 – on four occasions, most recently by Kendall Marshall vs. Creighton, 2012 Midwest 2nd

Turnovers

11 – Eddie Fogler vs. Drake, 1969 NCAA 3rd Place
 9 – Phil Ford vs. UNLV, 1977 NCAA Semifinal
 7 – on 10 occasions, most recently by Ed Cota vs. Tulsa, 2000 South Final

Blocked Shots

8 – Brice Johnson vs. Florida Gulf Coast, 2016 East 1st
 6 – John Henson vs. Long Island, 2011 East 1st
 6 – Rasheed Wallace vs. Georgetown, 1995 Southeast Semifinal
 6 – Warren Martin vs. Middle Tennessee State, 1985 Southeast 1st
 5 – John Henson vs. Marquette, 2011 East Semifinal
 5 – Brandon Wright vs. Eastern Kentucky, 2007 East 1st

Steals

8 – Ty Lawson vs. Michigan State, 2009 NCAA Final
 6 – George Lynch vs. Cincinnati, 1993 East Final
 5 – Justin Jackson vs. Arkansas, 2017 South 2nd
 5 – Marcus Paige vs. Arkansas, 2015 West 2nd
 5 – Marcus Paige vs. Kansas, 2013 South 2nd
 5 – Dave Hanners vs. Alabama, 1976 Mideast 1st

Double-Doubles, Points/Rebounds (Career)


8 – Antawn Jamison
 6 – Rusty Clark, Tyler Hansbrough, Sam Perkins
 5 – Brad Daugherty, John Henson, George Lynch
 4 – Pete Brennan, Larry Miller, Rasheed Wallace
 3 – Sean May, Robert McAdoo, Eric Montross, Mike O’Koren, J.R. Reid, Joe Wolf, Tyler Zeller, Brice Johnson, Kennedy Meeks

Double-Doubles, Points/Rebounds (One Tournament)

5 – Antawn Jamison (1998 vs. Navy, UNC Charlotte, Michigan State, Connecticut and Utah)
 4 – Pete Brennan (1957 vs. Yale, Canisius, Michigan State and Kansas)
 4 – George Lynch (1993 vs. Arkansas, Cincinnati, Kansas and Michigan)

Double-Doubles, Points and Assists (Career)

3 – Kendall Marshall (one in 2011, in consecutive games in 2012)
 2 – Steve Bucknall (in consecutive games vs. Southern and UCLA, 1989)
 1 – Phil Ford
 1 – Jimmy Black
 1 – Kenny Smith
 1 – Ed Cota



J.D. Lyon Jr.

Tyler Hansbrough scored 33 points vs. Michigan State with a broken nose in 2007.



Bob Donnan

Tyler Zeller scored 32 points and sank 14 free throws versus Long Island in the 2011 second round.



Jeffrey Camaratti

Kennedy Meeks had 25 points and 14 rebounds in the 2017 NCAA semifinal vs. Oregon.

CAROLINA IN THE ACC TOURNAMENT

- Carolina has won 18 Atlantic Coast Conference Tournament championships and played in the championship game a record 34 times.

- The Tar Heels have a 97-45 record in ACC Tournament history. UNC has the second-most wins and second-most titles (UNC and Duke have combined to win 38 of the 64 championships).

- Dean Smith won 13 Tournaments, and played in the championship game 21 times.

- Roy Williams is 22-11 with three titles and seven appearances in the championship game in 14 seasons. Williams has led UNC to the finals seven times against seven different opponents.

- The Tar Heels have earned the No. 1 seed 26 times. Duke is second with 17 No. 1 seeds; NC State is third with six.

- Roy Williams is one of eight coaches to win back-to-back ACC Tournament titles and one of seven coaches to win the Tournament at least three times.

- A Tar Heel has won the Most Valuable Player award 19 times. They include: Lennie Rosenbluth (1957), Larry Miller (1967, 1968), Charles Scott (1969), Lee Dedmon (1971), Robert McAdoo (1972), Phil Ford (1975), John Kuester (1977), Dudley Bradley (1979), Sam Perkins (1981), James Worthy (1982), J.R. Reid (1989), Rick Fox (1991), Jerry Stackhouse (1994), Shammond Williams (1997), Antawn Jamison (1998), Brandan Wright (2007), Tyler Hansbrough (2008) and Joel Berry II (2016).

1957

Frank McGuire's eventual national champions ran the table in the regular season, winning all 14 games. That year marked the first time UNC reached the conference tournament final since the 1947 Southern Conference Tournament. The Tar Heels held off Wake Forest, 61-59, in the semifinal and defeated South Carolina by 20 to earn their first ACC championship. In the semifinal, Wake Forest took a one-point lead with less than a minute to play, but National Player of the Year Lennie Rosenbluth hit a hook shot from the circle and a free throw for a three-point play and the win.

Rosenbluth made 8 of 11 shots from the floor in the championship, scored 38 points and was MVP.

1967

The Tournament moved to the Greensboro Coliseum for the first time and was the site of Dean Smith's first title. Fittingly, Carolina won the title by sweeping its in-state rivals, beating NC State by three points, Wake Forest by 10 and Duke by nine in the title match. Larry Miller was named MVP after scoring 25.7 points and grabbing 8.3 rebounds per game. Bob Lewis (18.0 points, 5.0 rebounds) joined Miller on the first-team all-tournament squad.

CAROLINA'S ACC TOURNAMENT LEDGER

Record in:

First Round:	0-1
Second Round:	1-0
Quarterfinals:	44-13
Semifinals:	34-15
Championship:	18-16

Record as a:

#1 seed:	51-15
#2 seed:	24-8
#3 seed:	13-8
#4 seed:	4-6
#5 seed:	4-5
#7 seed:	1-2
#10 seed:	0-1

Record vs:

#1 seeds:	3-8
#2 seeds:	11-6
#3 seeds:	10-6
#4 seeds:	16-8
#5 seeds:	10-8
#6 seeds:	9-5
#7 seeds:	12-4
#8 seeds:	18-0
#9 seeds:	6-0
#10 seeds:	1-0
#12 seeds:	1-0

Record at:

Atlanta:	11-5
Brooklyn:	1-1
Charlotte:	21-7
Greensboro:	39-18
Landover:	6-2
Raleigh:	12-11
Tampa:	3-0
Washington, D.C.:	4-1
Overall Record:	97-45



Carolina won the 1982 ACC title over Ralph Sampson and Virginia.

1968

The Tournament moved again in 1968 for the first year of a three-year stay in Charlotte. UNC's semifinal game against South Carolina was a fierce battle. The Gamecocks sent the game into overtime with an 18-4 run to tie the score at 74. The Tar Heels came from behind in overtime and won on baskets by Dick Grubar and Gerald Tuttle.

In the championship, Carolina led NC State by only five at the half, but the final tally was a lopsided 87-50 victory. Miller (25.3 points, 8.7 rebounds) became the second player ever (Len Chappell of Wake Forest) to repeat as MVP.

The 37-point margin of victory is the largest in championship game history.

1969

Carolina entered as the No. 1 seed for the third year in a row. Carolina's Charles Scott battled Wake's Charlie Davis in the semifinals. Davis won the first half, as the Deacons led 37-29 at in-

termission. Scott took over in the second stanza, enabling UNC to win, 80-72. Scott and Grubar led the Tar Heels with 23 points apiece.

Carolina and Duke squared off in the championship game. The Blue Devils led by nine at halftime and the Tar Heels lost Grubar to a first-half knee injury. The second half featured one of the most memorable performances in ACC history as Scott scored 25 of his game-high 40 points on 12 of 13 shooting. Carolina won its third straight ACC title, 85-74, and Scott earned MVP honors.

1972

South Carolina's departure from the ACC left only seven teams, and Carolina received a bye into the semifinal against Duke. Four Tar Heels scored in double figures, led by Bobby Jones, who carded a double-double (14 points, 11 rebounds) as the Tar Heels won, 63-48.

Carolina was in the championship game for the fifth time in six years. Maryland was in the finals for the first time since 1958. Robert McAdoo (15 points, 7.5 rebounds per game) became the fifth Tar Heel in six years to earn the MVP award as Carolina held on for a 73-64 win. Dennis Wuycik (17.5 points, 5 rebounds) and George Karl (13 points, 2.5 rebounds) joined McAdoo on the all-tournament first team.

CAROLINA'S 18 ACC TOURNAMENT CHAMPIONSHIPS		
Year	Tournament Site	Championship Game Result
1957	Raleigh, N.C.	North Carolina 95, South Carolina 75
1967	Greensboro, N.C.	North Carolina 82, Duke 73
1968	Charlotte, N.C.	North Carolina 87, N.C. State 50
1969	Charlotte, N.C.	North Carolina 85, Duke 74
1972	Greensboro, N.C.	North Carolina 73, Maryland 64
1975	Greensboro, N.C.	North Carolina 70, N.C. State 66
1977	Greensboro, N.C.	North Carolina 75, Virginia 69
1979	Greensboro, N.C.	North Carolina 71, Duke 63
1981	Landover, Md.	North Carolina 61, Maryland 60
1982	Greensboro, N.C.	North Carolina 47, Virginia 45
1989	Atlanta, Ga.	North Carolina 77, Duke 74
1991	Charlotte, N.C.	North Carolina 96, Duke 74
1994	Charlotte, N.C.	North Carolina 73, Virginia 66
1997	Greensboro, N.C.	North Carolina 64, N.C. State 54
1998	Greensboro, N.C.	North Carolina 83, Duke 68
2007	Tampa, Fla.	North Carolina 89, NC State 80
2008	Charlotte, N.C.	North Carolina 86, Clemson 81
2016	Washington, D.C.	North Carolina 61, Virginia 57

CAROLINA IN THE ACC TOURNAMENT



Robert McAdoo was the 1972 ACC Tournament MVP.

1975

The Tar Heels trailed Wake Forest in the quarter-final by eight points with 50 seconds left. Freshman point guard Phil Ford (44 seconds to play), Mitch Kupchak (36 seconds), Walter Davis (30 seconds) and Brad Hoffman (two seconds) hit jump shots and the Deacs missed a pair of free throws to force overtime. In the extra session with the game tied at 96 Carolina took possession with 58 seconds to play. UNC went Four Corners and drew a technical against Wake Forest with 29 seconds to play for not forcing UNC to take action. Ford hit the free throw and another free throw six seconds later as Carolina triumphed, 101-100. Davis (31 points, 12 rebounds), Kupchak (16 points, 14 rebounds) and Ford (25 points) led the Tar Heels.

Clemson came back from 11 down at the half to force overtime in the semifinals. A tip-in by Kupchak gave Carolina an overtime lead it would not relinquish. Ford led UNC with 29, making 15 of 18 from the free throw line.

Ford was outstanding in the championship game against defending NCAA champion NC State. Carolina took the lead, 56-55, on a jumper by Davis with nine minutes left and then went into its delay offense. Ford hit two baskets in the next two and one-half minutes, and NC State did not score during a 5:18 stretch, leading to a 70-66 Tar Heel victory. Ford (26 points per game) was the MVP and was joined on the first-team by Kupchak (13.7 points, 13.7 rebounds). Davis netted 19 points and grabbed 7.7 rebounds over the three games.

1977

No. 1 seed Carolina met No. 7 Virginia in the finals in a rematch of the 1976 final won by the Cavaliers. Ford scored 19 points in the first half, but the Cavaliers led by one at the break. Virginia led 64-56 with 7:08 remaining, but over the next 5:03 the Tar Heels outscored the Wahoos, 15-1. Freshman Mike O’Koren and John Kuester led the final charge after Ford fouled out with 5:45 to play and Virginia still holding a 64-61 advantage. A layup by Bruce Buckley with 3:37 to play broke a 67-all tie and gave UNC the lead for good. Kuester’s take-charge attitude and per-

fect free throw shooting earned him MVP honors after the Tar Heel title.

1979

Duke defeated UNC in the final game of the regular season to share the regular-season title, but the Tar Heels won the draw for the tournament’s top seed and first-round bye. Carolina defeated Maryland, 102-79, in the semifinals, as five Tar Heels scored in double figures. Al Wood led with 19 points on 8 of 10 shooting.

Carolina beat Duke in the finals, 71-63. Dudley Bradley scored 16 points with seven steals and four assists and earned MVP honors. O’Koren had 18 points and eight rebounds and was 10 for 11 from the free throw line. The Tar Heels turned the ball over just seven times and forced 14 Duke miscues. O’Koren and Dave Colescott also were first-team selections.

1981

UNC beat Wake Forest, 58-57, in the semifinal as Mike Pepper nailed a 16-foot jumper with eight seconds to play. Sam Perkins scored 18 points and pulled down 15 rebounds and James Worthy added 12 points and 11 rebounds. The Deacons led 53-46 but Pepper and Perkins each hit two baskets. The second basket by Perkins gave UNC a 56-55 lead with 4:12 to play. Alvis Rogers hit an 11-foot jumper to give Wake the lead back with 1:30 to play, but Pepper hit the game-winner with eight seconds to go.

Carolina and Maryland met in the final in the Capital Centre in Landover, Md. The game was tied seven times in the second half, but the Tar Heels went ahead for good with 2:53 to play on a Jimmy Black steal and lay-up. Wood scored twice in the final two minutes to secure a 61-60 triumph.

Perkins (17.7 points, 8.3 rebounds) became just the second freshman ever, and first since Ford, to be named MVP. Worthy (13 points, 7.7 rebounds) joined Perkins as a first-team all-tournament selection.

ACC TOURNAMENT SERIES RECORDS	
Boston College	2-1
Clemson	15-1
Duke	8-13
Florida State	5-2
Georgia Tech	4-5
Louisville	1-0
Maryland	14-3
Miami	2-1
NC State	12-4
Notre Dame	1-1
Pittsburgh	1-1
South Carolina	4-2
Virginia	13-3
Virginia Tech	2-0
Wake Forest	13-8
Total	97-45

1982

No. 1-ranked Carolina led No. 2 Virginia, 34-31, at halftime behind Worthy’s 16 points. Michael Jordan scored four of the Tar Heels’ first five field goals in the second half. His fourth straight field goal, with 8:44 to play, was Carolina’s last of the game. Leading 44-43 with 7:34 remaining, Carolina spread the floor and held the ball. Virginia fouled six times over the next 7:06, finally putting Matt Doherty on the foul line for 1-and-1 with 28 seconds left. Doherty hit the first for a two-point edge. Virginia turned the ball over with three seconds to play. Doherty

hit two free throws and Virginia’s Ralph Sampson had an uncontested dunk with one second left as UNC prevailed, 47-45. The field goal by Sampson was the first by the Cavaliers since the 7:34 mark.

Worthy (13.3 points, 8 rebounds), Perkins (9.7 points, 7.3 rebounds) and Jordan (11.7 points, 3 rebounds) were named to the first-team all-tournament team, and Worthy was named MVP.

1989

Carolina breezed to the championship game, recording a 15-point win over Georgia Tech and a 30-point rout of eighth-seeded Maryland, which had knocked off No. 1 seed NC State.

The 1989 ACC championship game was one of the most memorable and intense meetings ever between Carolina and Duke. Both teams had won regular-season games on the other’s home floor.

Stifling defense by both teams led to 44 turnovers, 26 of which the Tar Heels committed. J.R. Reid had 14 points and nine rebounds and Steve Bucknall had 10 points and five assists to lead UNC. The game was tied five times in the second half and Duke led just once, with 5:28 to play. Bucknall hit a driving basket and free throw with 1:46 remaining to break a 66-all tie. Bucknall and King Rice both went 4 for 4 from the line to clinch the win. Reid (16.0 points, 8.0 rebounds per game) won MVP honors.

1991

After hard-fought victories over Clemson and Virginia, the Tar Heels met a Duke team in the championship game that had swept the regular-season series from UNC. Carolina raced out to a 15-4 lead and thrashed Duke, 96-74. Rick Fox made 10 of 16 field goal attempts for 25 points and Hubert Davis netted 17. Rice had 12 points and seven assists and did not commit a turnover. Fox averaged 17.3 points and 9 rebounds over the three games and was named MVP. Davis averaged 13.7 points and hit nearly 64 percent from three-point range in the Tournament.

The win was the largest in the finals since Carolina beat NC State, 87-50, in 1968.

1994

Carolina faced Wake Forest in the semifinal in what proved to be one of the most exciting games in ACC Tournament history. Wake Forest led, 76-70, with 2:15 to play, but Derrick Phelps helped cut the deficit to three



Freshman and ACC Tournament MVP Phil Ford cuts the nets in Greensboro in 1975.

Sally Sather

HISTORY

CAROLINA IN THE ACC TOURNAMENT

Date	Site	Seeds (UNC-Opp.)	Opponent	W/L	Score	Round
3/4/1954	RAL	5-4	NC State	L	51-52	Quarterfinals
3/3/1955	RAL	5-4	Wake Forest	L	82-95	Quarterfinals
3/1/1956	RAL	2-7	Virginia	W	81-77	Quarterfinals
3/2/1956	RAL	2-3	Wake Forest	L	56-77	Semifinals
3/7/1957	RAL	1-8	Clemson	W	81-61	Quarterfinals
3/8/1957	RAL	1-4	Wake Forest	W	61-59	Semifinals
3/9/1957	RAL	1-6	South Carolina	W	95-75	Championship
3/6/1958	RAL	3-6	Clemson	W	63-51	Quarterfinals
3/7/1958	RAL	3-2	NC State	W	64-58	Semifinals
3/8/1958	RAL	3-4	Maryland	L	74-86	Championship
3/5/1959	RAL	2-7	Clemson	W	93-69	Quarterfinals
3/6/1959	RAL	2-3	Duke	W	74-71	Semifinals
3/7/1959	RAL	2-1	NC State	L	56-80	Championship
3/3/1960	RAL	1-8	Virginia	W	84-63	Quarterfinals
3/4/1960	RAL	1-4	Duke	L	69-71	Semifinals
3/1/1962	RAL	4-5	South Carolina	L	55-57	Quarterfinals
2/28/1963	RAL	3-6	South Carolina	W	93-76	Quarterfinals
3/1/1963	RAL	3-2	Wake Forest	L	55-56	Semifinals
3/5/1964	RAL	5-4	South Carolina	W	80-63	Quarterfinals
3/6/1964	RAL	5-1	Duke	L	49-65	Semifinals
3/4/1965	RAL	4-5	Wake Forest	L	76-92	Quarterfinals
3/3/1966	RAL	4-5	Maryland	W	77-70	Quarterfinals
3/4/1966	RAL	4-1	Duke	L	20-21	Semifinals
3/9/1967	GBO	1-8	NC State	W	56-53	Quarterfinals
3/10/1967	GBO	1-5	Wake Forest	W	89-79	Semifinals
3/11/1967	GBO	1-2	Duke	W	82-73	Championship
3/7/1968	CHAR	1-8	Wake Forest	W	83-70	Quarterfinals
3/8/1968	CHAR	1-4	South Carolina	W	82-79 (OT)	Semifinals
3/9/1968	CHAR	1-3	NC State	W	87-50	Championship
3/6/1969	CHAR	1-8	Clemson	W	94-70	Quarterfinals
3/7/1969	CHAR	1-5	Wake Forest	W	80-72	Semifinals
3/8/1969	CHAR	1-3	Duke	W	85-74	Championship
3/5/1970	CHAR	2-7	Virginia	L	93-95	Quarterfinals
3/11/1971	GBO	1-8	Clemson	W	76-41	Quarterfinals
3/12/1971	GBO	1-5	Virginia	W	78-68	Semifinals
3/13/1971	GBO	1-2	South Carolina	L	51-52	Championship
3/10/1972	GBO	1-4	Duke	W	63-48	Semifinals
3/11/1972	GBO	1-2	Maryland	W	73-64	Championship
3/8/1973	GBO	2-7	Wake Forest	L	52-54 (OT)	Quarterfinals
3/7/1974	GBO	3-6	Wake Forest	W	76-62	Quarterfinals
3/8/1974	GBO	3-2	Maryland	L	85-105	Semifinals
3/6/1975	GBO	2-7	Wake Forest	W	101-100 (OT)	Quarterfinals
3/7/1975	GBO	2-3	Clemson	W	76-71 (OT)	Semifinals
3/8/1975	GBO	2-4	NC State	W	70-66	Championship
3/5/1976	MD	1-4	Clemson	W	82-74	Quarterfinals
3/6/1976	MD	1-6	Virginia	L	62-67	Championship
3/4/1977	GBO	1-5	NC State	W	70-56	Semifinals
3/5/1977	GBO	1-7	Virginia	W	75-69	Championship
3/2/1978	GBO	1-5	Wake Forest	L	77-82	Semifinals
3/2/1979	GBO	1-4	Maryland	W	102-79	Semifinals
3/3/1979	GBO	1-2	Duke	W	71-63	Championship
2/28/1980	GBO	2-7	Wake Forest	W	75-62	Quarterfinals
2/29/1980	GBO	2-6	Duke	L	61-75	Semifinals
3/5/1981	MD	2-7	NC State	W	69-54	Quarterfinals
3/6/1981	MD	2-3	Wake Forest	W	58-57	Semifinals
3/7/1981	MD	2-4	Maryland	W	61-60	Championship
3/5/1982	GBO	1-8	Georgia Tech	W	55-39	Quarterfinals
3/6/1982	GBO	1-4	NC State	W	58-46	Semifinals
3/7/1982	GBO	1-2	Virginia	W	47-45	Championship
3/11/1983	ATL	1-8	Clemson	W	105-79	Quarterfinals
3/12/1983	ATL	1-4	NC State	L	84-91 (OT)	Semifinals
3/9/1984	GBO	1-8	Clemson	W	78-66	Quarterfinals
3/10/1984	GBO	1-4	Duke	L	75-77	Semifinals
3/8/1985	ATL	2-7	Wake Forest	W	72-61 (OT)	Quarterfinals
3/9/1985	ATL	2-3	NC State	W	57-51	Semifinals
3/10/1985	ATL	2-1	Georgia Tech	L	54-57	Championship
3/7/1986	GBO	3-6	Maryland	L	75-85	Quarterfinals
3/6/1987	MD	1-8	Maryland	W	82-63	Quarterfinals
3/7/1987	MD	1-4	Virginia	W	84-82 (2OT)	Semifinals
3/8/1987	MD	1-6	NC State	L	67-68	Championship
3/11/1988	GBO	1-8	Wake Forest	W	83-62	Quarterfinals
3/12/1988	GBO	1-5	Maryland	W	74-64	Semifinals
3/13/1988	GBO	1-3	Duke	L	61-65	Championship
3/10/1989	ATL	4-5	Georgia Tech	W	77-62	Quarterfinals
3/11/1989	ATL	4-8	Maryland	W	88-58	Semifinals
3/12/1989	ATL	4-2	Duke	W	77-74	Championship
3/9/1990	CHAR	4-5	Virginia	L	85-92 (OT)	Quarterfinals
3/8/1991	CHAR	2-7	Clemson	W	67-59	Quarterfinals
3/9/1991	CHAR	2-6	Virginia	W	76-71	Semifinals
3/10/1991	CHAR	2-1	Duke	W	96-74	Championship
3/13/1992	CHAR	3-6	Wake Forest	W	80-65	Quarterfinals
3/14/1992	CHAR	3-2	Florida State	W	80-76	Semifinals
3/15/1992	CHAR	3-1	Duke	L	74-94	Championship
3/12/1993	CHAR	1-8	Maryland	W	102-66	Quarterfinals
3/13/1993	CHAR	1-5	Virginia	W	74-56	Semifinals
3/14/1993	CHAR	1-6	Georgia Tech	L	75-77	Championship
3/11/1994	CHAR	2-7	Florida State	W	83-69	Quarterfinals
3/12/1994	CHAR	2-3	Wake Forest	W	86-84 (OT)	Semifinals
3/13/1994	CHAR	2-4	Virginia	W	73-66	Championship
3/10/1995	GBO	2-7	Clemson	W	78-62	Quarterfinals
3/11/1995	GBO	2-3	Maryland	W	97-92 (OT)	Semifinals
3/12/1995	GBO	2-1	Wake Forest	L	80-82 (OT)	Championship
3/8/1996	GBO	3-6	Clemson	L	73-75	Quarterfinals
3/7/1997	GBO	3-6	Virginia	W	78-68	Quarterfinals
3/8/1997	GBO	3-2	Wake Forest	W	86-73	Semifinals
3/9/1997	GBO	3-8	NC State	W	64-54	Championship
3/6/1998	GBO	2-8	NC State	W	73-46	Quarterfinals
3/7/1998	GBO	2-3	Maryland	W	83-73 (OT)	Semifinals
3/8/1998	GBO	2-1	Duke	W	83-68	Championship
3/5/1999	CHAR	3-6	Georgia Tech	W	78-49	Quarterfinals
3/6/1999	CHAR	3-2	Maryland	W	86-79	Semifinals
3/7/1999	CHAR	3-1	Duke	L	73-96	Championship
3/10/2000	CHAR	4-5	Wake Forest	L	52-58	Quarterfinals
3/9/2001	ATL	1-9	Clemson	W	99-81	Quarterfinals
3/10/2001	ATL	1-5	Georgia Tech	W	70-63	Semifinals
3/11/2001	ATL	1-2	Duke	L	53-79	Championship
3/8/2002	CHAR	7-2	Duke	L	48-60	Quarterfinals
3/14/2003	GBO	7-2	Maryland	W	84-72	Quarterfinals
3/15/2003	GBO	7-3	Duke	L	63-75	Semifinals
3/12/2004	GBO	5-4	Georgia Tech	L	82-83	Quarterfinals
3/11/2005	DC	1-9	Clemson	W	88-81	Quarterfinals
3/12/2005	DC	1-5	Georgia Tech	L	75-78	Semifinals
3/10/2006	GBO	2-7	Virginia	W	79-67	Quarterfinals
3/11/2006	GBO	2-3	Boston College	L	82-85	Semifinals
3/9/2007	TAM	1-9	Florida State	W	73-58	Quarterfinals
3/10/2007	TAM	1-4	Boston College	W	71-56	Semifinals
3/11/2007	TAM	1-10	NC State	W	89-80	Championship
3/14/2008	CHAR	1-9	Florida State	W	82-70	Quarterfinals
3/15/2008	CHAR	1-4	Virginia Tech	W	68-66	Semifinals
3/16/2008	CHAR	1-3	Clemson	W	86-81	Championship
3/13/2009	ATL	1-8	Virginia Tech	W	79-76	Quarterfinals
3/14/2009	ATL	1-4	Florida State	L	70-73	Semifinals
3/11/2010	GBO	10-7	Georgia Tech	L	58-62	First Round
3/11/2011	GBO	1-9	Miami	W	61-59	Quarterfinals
3/12/2011	GBO	1-4	Clemson	W	92-87 (ot)	Semifinals
3/13/2011	GBO	1-2	Duke	L	58-75	Championship
3/9/2012	ATL	1-8	Maryland	W	85-69	Quarterfinals
3/10/2012	ATL	1-5	NC State	W	69-67	Semifinals
3/11/2012	ATL	1-3	Florida State	L	82-85	Championship
3/15/2013	GBO	3-6	Florida State	W	83-62	Quarterfinals
3/16/2013	GBO	3-7	Maryland	W	79-76	Semifinals
3/17/2013	GBO	3-1	Miami	L	77-87	Championship
3/14/2014	GBO	4-5	Pittsburgh	L	75-80	Quarterfinals
3/11/2015	GBO	5-12	Boston College	W	81-63	Second Round
3/12/2015	GBO	5-4	Louisville	W	70-60	Quarterfinals
3/13/2015	GBO	5-1	Virginia	W	71-67	Semifinals
3/14/2015	GBO	5-3	Notre Dame	L	82-90	Championship
3/10/2016	DC	1-8	Pitt	W	88-71	Quarterfinals
3/11/2016	DC	1-4	Notre Dame	W	78-47	Semifinals
3/12/2016	DC	1-2	Virginia	W	61-57	Championship
3/9/2017	BKLYN	1-9	Miami	W	78-53	Quarterfinals
3/10/2017	BKLYN	1-5	Duke	L	83-93	Semifinals

*UNC did not compete in the ACC Tournament in 1961
 *UNC received quarterfinal byes in 1972, '76, '77, '78, '79

Key to Sites: ATL=Omni (1983, 1985, 1989)/Georgia Dome (2001, 2009)/Philips Arena (2012), Atlanta, Ga.; BKLYN=Barclays Center, Brooklyn, N.Y.; CHAR=Charlotte Coliseum/Charlotte Bobcats Arena (2008), Charlotte, N.C.; DC=MCI Center, Washington, D.C.; GBO=Greensboro Coliseum, Greensboro, N.C.; MD= Capital Centre, Landover, Md.; RAL=Reynolds Coliseum, Raleigh, N.C.; TAM=St. Pete Times Forum, Tampa, Fla.

with 11 seconds left. Phelps then made the first of two free throws and rebounded his own miss on the second. He fed Dante Calabria who drove the lane and hit a twisting bank shot with three seconds remaining for a tie at 81.

Carolina led 84-81 in overtime, but a three-point-er by Rusty LaRue tied the game with 39 seconds left. UNC freshman Jerry Stackhouse, the Tournament's MVP, hit the game-winner on a baseline drive with five seconds to play. Wake Forest guard

Randolph Childress, who scored 31 points, just missed a long three-pointer as the clock expired.

Stackhouse had 14 points and seven rebounds and Eric Montross added 12 points and nine rebounds to lead Carolina past Virginia, 73-66, in the title game.

1997

The Tar Heels lost their first three ACC regular-season games, but rallied to go 8-0 in the second half to finish tied for second place. Carolina then swept past Virginia, Wake Forest and NC State to claim its 14th Tournament title. Junior guard Shammond Williams earned MVP honors, averaging 20.0 points and 5.0 assists.

Antawn Jamison scored 24 points and grabbed 10 rebounds and point guard Ed Cota had 11 points

CAROLINA IN THE ACC TOURNAMENT



The 1989 team won a legendary ACC Tournament final over Duke in Atlanta.

and 10 assists in the 78-68 quarterfinal win over Virginia. Williams made eight of 11 shots, including four of seven three-pointers, in an 86-73 triumph over the Tim Duncan-led Demon Deacons in the semifinals.

In the championship game, Williams again led Carolina with 23 points, nine of which came on a trio of three-point baskets in a 2:02 span midway through the second half. Jamison added 17 points and a game-high 11 rebounds. Carolina shot 59.0 percent from the floor, the third-highest percentage ever by the winning team in an ACC final.

1998

Carolina repeated as Tournament champions for the first time since 1981-82 with victories over NC State, Maryland and Duke. Those wins avenged regular-season losses against the same three opponents. Jamison injured a muscle in the overtime win over the Terrapins in the semifinal, and was questionable for Sunday's championship game. However, Jamison was relentless against the Blue Devils, sparking UNC to a 15-point win over the nation's top-ranked team with a 22-point, 18-rebound effort that ranks as one of the finest in championship game history.

Jamison had 25 points in the opening round win over the Wolfpack. The Tar Heels trailed throughout much of the second half against Maryland, but rallied behind Shammond Williams to force overtime. Williams added 10 points in the extra stanza to lead Carolina to an 83-73 triumph.

Carolina's win over Duke in the championship game was UNC's sixth in title game matchups against the Blue Devils. The game was tied at 57 with less than 11 minutes to play, but the Tar Heels reeled off the next 13 points. Williams and Vince Carter had 19 and 16 points, respectively.

2007

Carolina won its 16th ACC Tournament in 2007 in Tampa, Fla., with wins over Florida State, Boston College and NC State.

As the Tournament's top seed, Carolina beat No. 9 seed Florida State in the quarterfinals. Wayne Ellington scored 18 points to lead four double-fig-

ure scorers in the win over the Seminoles. Brandon Wright scored 20 points to lead the top-seeded Tar Heels to a 71-56 win over No. 4 seed Boston College in the semifinals.

All five Tar Heel starters scored in double figures as Carolina beat NC State, 89-80, in the final. Keyshawn Terry scored eight consecutive points in a late-game stretch to capture the win.

Wright was named MVP, becoming the fifth freshman and fourth Tar Heel freshman to do so. Wright, Ellington and Ty Lawson made the All-ACC Tournament team, the first time three freshmen from the same team ever earned that honor.

2008

Carolina beat Florida State, Virginia Tech and Clemson to win the 2008 ACC title, its second in a row and an ACC-record 17th overall. The Tar Heels have won back-to-back ACC Tournament titles five times — 1967-68, 1968-69, 1981-82, 1997-98 and 2007-08.

Tyler Hansbrough, Wayne Ellington and Marcus Ginyard were named to the ACC All-Tournament First Team.

Virginia Tech led most of the game in the semifinals. Ellington hit a pair of three-pointers late to tie the game before Hansbrough hit a baseline jump shot with 0.8 seconds left for a 68-66 win. Ellington made 10 of 13 shots from the floor and had 24 points in the championship game win over Clemson.

Hansbrough had 26 points and nine rebounds against the Hokies and 18 points and 11 rebounds in the finals to earn MVP honors.

2016

Carolina opened the Tournament by surrendering the first eight points in its quarterfinal against No. 8 Pitt. The Panthers led by seven with 4:36 to play in the first half before the Tar Heels went on a 13-2 run to end the half. UNC shot 61.5 percent from the floor in the second and pulled away for an 88-71 win.

The Tar Heels dominated Notre Dame in the semifinals. The 78-47 win was UNC's largest ever in the semifinals and Carolina's biggest in any ACC Tournament game since 1993. The Tar Heels led 23-22, then went on an 18-0 run to end the half. Marcus Paige led with 16 points and seven assists and Isaiah Hicks had a career-high 15 rebounds.

The top-seeded Tar Heels beat No. 2 Virginia, 61-57 to win the title, avenging a loss in the only regular-season meeting two weeks prior in Charlottesville. Tournament MVP Joel Berry II led UNC with 19 points.

The championship game was tied at 28-28 at the half and at 44-all with 8:25 to play. The Tar Heels went on a 9-2 run over the next 6:40, sparked by a three-pointer by Berry and a steal and dunk by Justin Jackson.

CAROLINA'S ACC TOURNAMENT MATRIX BY SEED

Opp. Seed	#1	#2	#3	#4	#5	#6	#7	#8	#9	#10	#12	Total	
UNC's	#2	2-3	—	7-2	3-0	0-0	1-1	10-2	1-0	0-0	—	24-8	
Seed	#3	0-3	4-2	—	0-1	0-0	7-1	1-1	1-0	0-0	—	13-8	
	#4	0-1	1-0	0-0	—	2-5	0-0	0-0	1-0	0-0	—	4-6	
	#5	1-1	0-0	0-0	2-3	—	0-0	0-0	0-0	0-0	1-0	4-5	
	#7	—	1-1	0-1	—	—	—	—	—	—	—	1-2	
	#10	—	—	—	—	—	0-1	—	—	—	—	0-1	
												Overall Record	97-45



Vince Carter and Carolina won their second consecutive ACC title in 1998.



Brice Johnson and MVP Joel Berry II celebrate the 2016 ACC title.

Berry averaged a team-high 17.0 points and was 17 for 24 from the floor, 7 for 10 from three-pointers and 10 from 10 from the free throw line over the three games en route to MVP honors.

1957 Season

The Tar Heels had to pull out numerous close games to preserve their perfect 32-0 record and NCAA title. Win No. 17 was a 65-61 triumph over Maryland in double overtime. Tommy Kearns' free throws provided the winning margin in the 18th consecutive win, 75-73, over Duke. The Tar Heels beat Wake Forest for the fourth time in that one year in the ACC Tournament semifinals. Carolina trailed with less than a minute left, but squeaked out a 61-59 win.

Those close games were nothing compared to the drama that unfolded in the Final Four in Kansas City. The Tar Heels won back-to-back triple overtime games against Michigan State and Kansas to capture UNC's first NCAA championship. Pete Brennan's jumper against Michigan State was a key play that extended the game into the second overtime. Joe Quigg's two free throws with six seconds remaining in the third overtime gave Carolina a 54-53 win over Kansas and Wilt Chamberlain in the final. In 1999, Sports Illustrated selected the 1957 NCAA title game as its second-favorite game of all-time.

**UNC 87, Davidson 85
March 15, 1969**

Charles Scott almost single-handedly carried the Tar Heels to victory in the NCAA East Regional final in College Park, Md. Scott connected on 10 of 14 field goal attempts in the second half. Davidson had the ball with 1:05 remaining and the score tied, 85-85, but Gerald Tuttle drew a charge for the Tar Heels. Scott hit a 20-footer with three seconds left and Carolina advanced to its third consecutive Final Four.

**UNC 73, Duke 71
January 19, 1974**

The Tar Heels defeated the Blue Devils on a last-second shot at Cameron Indoor Stadium. The Tar Heels rallied to tie the score and Duke had the ball at half-court with four seconds left. Bobby Jones stole the inbounds pass and hit an off-balance lay-up with one second left to give Carolina a 73-71 win.

**UNC 96, Duke 92 (OT)
March 2, 1974**

In one of the most famous comebacks in college basketball, the Tar Heels rallied from eight points down with 17 seconds remaining against Duke to force overtime. Trailing 86-78, Bobby Jones made both ends of a one-and-one with just 17 seconds left. John Kuester cut the deficit to four with 13 seconds to play with a lay-up after Duke threw away the inbounds pass. The Blue Devils again lost the inbounds pass and Jones cut the deficit to two on a put-back off an Ed Stahl miss. Six seconds remained. The Tar Heels fouled Pete Kramer with four seconds left, and he missed the front end of the one-and-one. Stahl grabbed the rebound and called a timeout with three ticks left. Mitch Kupchak in-bounded the ball to Walter Davis, who launched a 25-foot shot as time expired. The shot banked off the glass to



The UNC bench jumps for joy as Charles Scott hits the game-winner as time expires, giving the Tar Heels an 87-85 win over Davidson in the 1969 NCAA East Regional Final.

tie the score at 86-86. Carmichael Auditorium erupted and Carolina went on to win 96-92 in overtime.

**UNC 101, Wake Forest 100 (OT)
March 6, 1975**


Carolina trailed Wake Forest, 90-82, with 50 seconds remaining in the ACC quarterfinals. Phil Ford hit a 20-footer with 43 ticks left and Mitch Kupchak followed a Deacon turnover with a driving layup with 34 seconds to play. Wake Forest's inbounds pass grazed the scoreboard, turning the ball back to Carolina. Walter Davis scored to make it 90-88 with 29 seconds left. The Deacons failed to convert two one-and-one opportunities before Brad Hoffman drove the baseline and nailed a 12-footer to tie the game with two seconds left. The Tar Heels pulled out the 101-100 win in overtime and went on to capture the ACC title two days later.

**UNC 70, N.C. State 69
January 17, 1979**

Carolina charged out to a 40-19 halftime lead and led by 17 with 10:30 to play, but the Wolfpack got hot. Kenny Matthews hit a jumper with 32 seconds left that gave State a 69-68 lead. Dudley Bradley missed a jumper for the Tar Heels and State grabbed the rebound with 16 seconds left. Reynolds Coliseum celebrated. But Bradley stole the ball from Clyde Austin at mid-court and drove in for the game-winning dunk and a 70-69 triumph.

**UNC 63, Georgetown 62
March 29, 1982**

Michael Jordan hit a jumper from the left wing with 17 seconds to play to give Dean Smith his first national championship. Final Four MVP



Dudley Bradley's steal and dunk in the final seconds gave the Tar Heels a 70-69 win at NC State on January 17, 1979.

FANTASTIC FINISHES

James Worthy had 28 points, but it was the freshman Jordan who took a pass from Jimmy Black and made the game-winning shot. Worthy stole an errant pass from Hoya forward Fred Brown in the final seconds to clinch the title.

UNC 70, Tulane 68 (3 OT) November 30, 1982

John Williams made two free throws with eight seconds to play to give Tulane a 53-51 edge. Michael Jordan was whistled for an offensive foul with four seconds remaining, and it appeared the Tar Heels would start a season with three successive losses for the first time since 1928-29. However, Jordan stole the inbounds pass and hit a 24-foot prayer at the buzzer to tie the game. Carolina prevailed, 70-68, in triple overtime.

UNC 64, Virginia 63 February 10, 1983

Carolina trailed second-ranked Virginia by 16 points in the second half and was down 63-53 with 4:12 remaining. Jimmy Braddock hit a three-pointer and Matt Doherty and Sam Perkins each converted one-and-ones to close the gap to 63-60 with 2:54 remaining. Virginia held the ball and Perkins was forced to foul Ralph Sampson with 1:20 left. The All-America center missed the front end of his one-and-one. Braddock missed a three-pointer, but Michael Jordan was there to put in the rebound. As Rick Carlisle dribbled up-court, Jordan stole the ball and slammed it home for a 64-63 Tar Heel lead. Carlisle missed a last-second shot and Jordan grabbed the rebound in front of a delirious Carmichael crowd.

UNC 75, Maryland 74 January 9, 1985

Lefty Driesell's Maryland Terrapins seemed poised to knock off Carolina at Carmichael Auditorium. The Terps led 72-69 with 23 seconds left and Keith Gatlin on the line for a one-and-one. The 83 percent foul shooter missed the front end and UNC's Kenny Smith sank a jump shot with 16 seconds left. Adrian Branch, a 78 percent free-throw shooter, also missed. Dave Popson provided the winning points with a high-arching jumper with nine seconds to play. Curtis Hunter's steal and free throws secured the win.

UNC 60, Notre Dame 58 March 16, 1985

In the second round of the NCAA Tournament, the higher-seeded Tar Heels had to play at Notre Dame. Tied at 58 with 1:38 left, the Irish held for the last shot. Irish point guard David Rivers lost control of the ball, enabling Curtis Hunter to scoop it up and make a lead pass to Kenny Smith. Smith slammed it home, then stole the inbounds pass to seal the win.



Walter Davis (No. 24) capped an eight-point comeback in the final 17 seconds of regulation with this 25-foot shot at the buzzer on March 2, 1974. Carolina went on to defeat Duke, 96-92, in overtime.

UNC 96, Syracuse 93 (OT) November 21, 1987

Undermanned Carolina faced top-ranked Syracuse in the Hall of Fame Tip-Off Classic and the Orange led by 14 with 15:39 to play. Carolina stormed back and sent the game into overtime when freshman Pete Chilcutt hit a turnaround jumper at the horn to tie the game at 85.

UNC 80, James Madison 79 November 24, 1989

The Tar Heels trailed Lefty Driesell's Dukes, 79-70, with less than a minute to play in the Maui Classic. An offensive rebound basket by Rick Fox and a steal and three-pointer by Hubert Davis cut the deficit to four with 48 seconds to play. Pete Chilcutt hit a three to pull within one with 10 ticks remaining. The Tar Heels had one last chance after a JMU player stepped out of bounds and King Rice tossed an off-balance runner from the top of the key that banked in at the buzzer.

UNC 79, Oklahoma 77 March 17, 1990

The Tar Heels trailed No. 1 ranked Oklahoma, 74-73, with 55 seconds to play when Rick Fox nailed a three-pointer from 25 feet away. The Sooners answered with a conventional three-point play and led, 77-76, but King Rice was fouled with 10 seconds left. Rice hit the first shot, but missed the second. The rebound went out-of-bounds to Carolina with eight seconds to play. Fox hit a driving bank shot off the glass as time expired that gave the Tar Heels a 79-77 win and a 10th consecutive trip to the Sweet 16.

UNC 80, Wake Forest 78 February 8, 1992

Just three days after knocking off No. 1 Duke, Carolina rallied from 22 points behind to defeat Wake Forest, 80-78, on Brian Reese's jumper at the buzzer. The comeback was the largest in Tar Heel history. UNC trailed by 20 with 14:49 to play and by 11 with 6:17 to go before a 10-0 run cut the Deacs lead to 75-74. Pat Sullivan tied the game at 78 with a pair of free throws with 38 seconds left. Reese set up the final possession with a steal with 16 seconds to go. He drove the lane and missed, but grabbed his own rebound and launched a 12-footer at the buzzer for the win.

UNC 82, Florida State 77 January 27, 1993

The Seminoles jumped out to a 45-28 advantage at the half and later extended the lead to as many as 21 points. Carolina trailed 73-54 with less than nine minutes to play. The Tar Heels, keyed by a pair of three-pointers by Henrik Rodl, then ran off 15 straight points and Eric Montross hit a jump hook with 1:59 left to cut the FSU lead to 77-76. George Lynch stole a crosscourt pass by Charlie Ward and slammed the ball home to

give Carolina a 78-77 lead. Clutch foul shooting by Donald Williams sealed the 82-77 victory. The Tar Heels outscored the Seminoles 28-4 over the last nine minutes.

1993 NCAA Tournament

The Tar Heels had to overcome double-digit deficits on three different occasions. Carolina trailed Arkansas, 25-14, more than 10 minutes into the first half of the East Regional semifinal. Sparked by George Lynch and Donald Williams, the Tar Heels went on a 14-3 run to tie the game at 28. Carolina fell behind 38-31 before knotting the score at 45 at halftime and eventually prevailing 80-74.

The Tar Heels trailed Cincinnati 29-14 in the regional final with less than seven minutes remaining in the first half. Nick Van Exel hit his sixth three-pointer of the half with 4:50 remaining to chalk up his 21st point and a 33-20 UC lead. Led by Derrick Phelps' defense, Carolina cut the deficit to one by halftime, held Van Exel to only two points in the final 20 minutes and pulled out a 75-68 overtime win.

The Tar Heels fell behind Michigan, 23-13, in the national championship game. Carolina went on a 12-2 run to tie the game, capped off by a three-pointer by Donald Williams. Carolina took a 42-36 halftime lead and went on to win the title, 77-71. Williams finished with 25 points and hit four free throws in the final minutes to secure the win.

FANTASTIC FINISHES

UNC 86, Wake Forest 84 (OT)
March 12, 1994

The Tar Heels erased a five-point deficit in the final 1:15 of regulation to down the Demon Deacons, 86-84, in overtime in the ACC semifinals. Leading 81-78, Wake Forest chose to foul Derrick Phelps with 11.8 seconds left. Phelps made the first free throw and missed the second, but grabbed the rebound. He found Dante Calabria, whose baseline drive and basket with 3.8 ticks left tied the score at 81. Freshman Jerry Stackhouse took a pass from Phelps and hit a driving shot to win the game, 86-84. Carolina went on to win its 13th ACC title the next day with a 73-66 victory over Virginia.

UNC 62, Wake Forest 61
January 28, 1995

Winston-Salem was the stage for a battle between sophomore centers Rasheed Wallace and Tim Duncan. Duncan had 18 points, 17 rebounds and seven blocks, and Wallace countered with 17 points, 10 rebounds and three blocks. Carolina trailed Wake Forest 53-43 with 6:39 left. Strong inside play from Wallace and the three-point shooting of Jeff McInnis and Donald Williams brought UNC to within one at 61-60. Williams then hit a running one-hander from the right side of the lane with 5.5 seconds remaining for a 62-61 win.

UNC 102, Duke 100 (2 OT)
February 2, 1995

The Tar Heels jumped out to a 26-9 lead on a spectacular reverse dunk by Jerry Stackhouse over two Blue Devils. Duke pulled within five at halftime and led by as many as 12 in the second half. UNC battled back from a nine-point deficit with 6:18 remaining to force overtime. The Tar Heels led by nine, but Duke made three three-pointers, including a 30-footer from Jeff Capel at the buzzer, to knot the score at 95 and force a second overtime. Donald Williams hit a pair of 12-footers in the second OT and Jeff McInnis had a steal and lay-up with under a minute to play to give Carolina a 102-100 win. Stackhouse and Rasheed Wallace each had 25 points and Williams added 24 in one of the greatest college basketball games ever played.

UNC 73, Duke 72
January 31, 1996

The Blue Devils' lead was three when Ademola Okulaja grabbed an offensive rebound and scored to make it 69-68 with 1:55 to go. Steve Wojciechowski hit a three-pointer for a 72-68 Duke lead with 1:13 to play, but Shammond Williams countered with a three of his own 15 seconds later. Duke turned the ball over and the Tar Heels nearly returned the favor, but Williams forced a jump ball after a scramble. Possession favored UNC and Jeff McInnis drove into the lane and fed Serge Zwikker, whose shot was blocked by Greg Newton. Dante Calabria tipped the loose ball in for a 73-72 lead. Duke had one final chance to win, but Ricky Price's baseline



Jerry Stackhouse scored 25 points in the 102-100, double-overtime win at Duke in 1995.

jumper at the buzzer hit the front of the rim.

UNC 59, N.C. State 56
January 15, 1997

The Tar Heels began ACC play with three straight losses for the first time in history. Carolina led 36-28 at halftime, but did not score a field goal in the second half until the 8:09 mark and had just two baskets in the first 18 minutes of the second stanza. The Wolfpack led 56-47 with 2:00 to play, but the Tar Heels went on a 12-0 run to finish the game. Antawn Jamison began the rally by forcing a steal and Shammond Williams hit a lay-up to pull within seven. Williams hit a three-pointer and Jamison added a lay-up to pull within two points with 50 seconds to play. Trailing by one with 28 seconds left, Carolina fouled and State missed the front end of a one-and-one. The Tar Heels went ahead for good with 12 seconds to play as Ademola Okulaja fed Jamison on the low block for a lay-up. Vince Carter stole the inbounds pass after the go-ahead score to secure the win.

UNC 45, N.C. State 44
February 12, 1997

This was the lowest scoring output in a win during Dean Smith's 36 years as head coach. The Tar Heels trailed 28-19 at the half, but pulled within 42-41 with 7:25 to play. Neither team scored until a Damon Thornton basket with 2:03 left gave State a 44-41 advantage. Serge Zwikker scored for UNC to make it 44-43. With 12.3 seconds to play, Antawn Jamison forced a turnover and freshman point guard Ed Cota drove to the left baseline and lofted a floater which found

the net with 4.5 seconds remaining. Vince Carter blocked State's last shot at the buzzer to clinch the victory.

UNC 107, Ga. Tech 100 (2 OT)
February 8, 1998

The Tar Heels let a seven-point lead slip away in the final minute of regulation, but Shammond Williams put on an awesome three-point shooting display as Carolina prevailed, 107-100, in double-overtime in Atlanta. Williams forced a second overtime with a pair of free throws with six seconds left in the first extra period. In the second OT, Williams scored 12 of his career-high 42 points, including two three-pointers.

UNC 74, Tennessee 69
March 24, 2000

Carolina was unranked for the first time in 10 years and entered the NCAA Tournament as a No. 8 seed. The Tar Heels trailed 10th-ranked Tennessee, 39-36, at halftime of the regional semifinal. The Vols led by two when UNC center Brendan Haywood fouled out with 8:03 left and led, 64-57, with 4:48 to play. But freshman Joseph Forte hit a three-pointer and Jason Capel had a steal and lay-up to make it 64-62 with 3:41 left. Ed Cota tied the game on a driving lay-up and followed with a jumper to give UNC the lead with 1:59 left. Forte, Julius Peppers and Cota each hit two free throws in the final 0:34 to cap a 15-3 Tar Heel run and a 74-69 win.

UNC 70, Wake Forest 69
January 6, 2001

Brendan Haywood grabbed a loose ball in the lane and scored with 3.3 seconds to play to give the Tar Heels the win over No. 4-ranked and previously undefeated Wake Forest. Haywood finished with 24 points and 10 rebounds. His basket marked the fourth lead change in the final 1:22.

UNC 85, Duke 83
February 1, 2001

Joseph Forte had 24 points, 16 rebounds (a UNC record for guards), six assists and three steals. The Tar Heels blistered the Cameron Indoor Stadium nets by shooting 51.5 percent from the floor. Carolina led by as many as 13 in the first half, but Duke took the lead midway through the second half. Ronald Curry scored six straight points in 48 seconds to give the Tar Heels a 63-59 lead. UNC later built a seven-point lead, but the Blue Devils tied the score with three seconds left. On the ensuing inbounds play, Shane Battier fouled Brendan Haywood and the UNC seven-footer hit both free throws with one second left for the win.

UNC 86, Connecticut 83
January 17, 2004

Rashad McCants scored 27 points against the Huskies for the second straight year and for the second year in a row the Tar Heels upset Connecticut in the Smith Center. McCants scored the last 10 points of the game for Carolina, including

FANTASTIC FINISHES

a three-pointer with just over six seconds to play. The Huskies would go on to win the national championship. It was Roy Williams' first win as UNC's head coach over a No. 1 ranked team.

UNC 75, Duke 73 March 6, 2005

Carolina trailed, 73-64, after Blue Devil forward Lee Melchionni hit a three with 3:03 to play. But the Tar Heels outscored Duke, 11-0, the rest of the way to clinch the regular-season ACC title. Trailing by two with less than 30 seconds to play, David Noel stripped Daniel Ewing of the ball and Raymond Felton grabbed the loose ball and called timeout. On the ensuing possession, Felton hit the first of two free throws, Marvin Williams rebounded his missed second free throw and scored the go-ahead basket with 17 seconds to play. Sean May led UNC with 26 points and 24 rebounds.

UNC 75, Illinois 70 April 4, 2005

Final Four MVP Sean May led UNC with 26 points and 10 rebounds, while Raymond Felton's and Marvin Williams' late heroics gave Roy Williams his first NCAA title. Marvin Williams broke a 70-all tie with a tip-in basket with 1:27 to play. Leading 72-70, Felton, who earlier hit a three-pointer to break a 65-65 tie, stole an Illini pass with 31 seconds to play and hit three of four free throws to cap the win.

UNC vs. Clemson 2007-08 Regular Season

Carolina beat Clemson in a pair of close games during the 2007-08 regular season. In the first meeting on Jan. 6, 2008, in Clemson, Wayne Ellington hit a three-pointer with 0.4 seconds remaining in overtime to give UNC a 90-88 win. Ellington scored a career-high 36 points in the game, connecting on five three-pointers. The final shot by Ellington marked UNC's first late game-winner since David Noel rattled in a three-pointer with 1.8 seconds left on Nov. 19, 2005, to beat Gardner-Webb in the Smith Center and marked Carolina's first overtime win under head coach Roy Williams.

In the return matchup in Chapel Hill on Feb. 10, Tyler Hansbrough scored 13 of his 39 points in the two overtime periods as Carolina rallied from 15 points down to beat the Tigers, 103-93, in double overtime. The Tar Heels trailed by 11 points with 3:12 left to play in regulation before scoring nine straight points to cut the lead to 79-77. Quentin Thomas hit a driving layup to force the first overtime and UNC eventually won in the second extra stanza.

UNC 80, Florida State 77 Jan. 28, 2009

Ty Lawson sank a game-winning three-pointer as time expired to beat Florida State, 80-77, in Tallahassee in a game in which UNC led by 11 at the half, but trailed by as many as five with less than seven minutes to play. Danny Green's steal and three-point play tied the game at 77 with 1:12



Marvin Williams' three-point play clinched the 2005 win over Duke.

to play, then Tyler Hansbrough forced a turnover by Toney Douglas with 3.2 seconds remaining. Hansbrough inbounded the ball to Lawson, who raced from his own free throw line to just outside the top of the key before launching a floater that found the bottom of the net as the buzzer rang.

2011 ACC Tournament

The Tar Heels trailed by 19 points against Miami in the quarterfinals but rallied for a 61-59 win on a buzzer-beating layup by Tyler Zeller after a drive and pass from freshman point guard Kendall Marshall. It was the largest comeback by UNC in ACC Tournament history. The Hurricanes led, 53-34, with 9:51 to play but Carolina scored 27 of the final 33 points.

The next day, fourth-seeded Clemson led the #1 seed Tar Heels, 38-28, at the half before UNC rallied again for a 92-87 win in overtime. The 10-point halftime deficit is the largest Carolina has ever overcome to win at the ACC Tournament. Harrison Barnes scored 40 points, including 14 in overtime, to tie the ACC freshman scoring record and set a record for freshman scoring in an ACC Tournament game.

UNC 85, N.C. State 84 February 26, 2014

Marcus Paige scored 31 of his 35 points in the second half and overtime including a coast-to-coast game-winning layup with 0.9 seconds to play. Paige outdueled eventual ACC Player of the Year T.J. Warren, who led the Pack with 36. UNC trailed by double digits in the first half and by six points both late in regulation and in extra time. Paige hit seven threes and J.P. Tokoto had 16 points and 10 rebounds.

UNC 75, Kentucky 73 March 26, 2017

Luke Maye came off the bench to score a career-high 17 points and hit the game-winning jumper with 0.3 seconds left to beat Kentucky, 75-73, in the NCAA South Regional championship in Memphis. The Tar Heels avenged a 103-

100 defeat to the Wildcats earlier in the season. The teams came into the game with a combined 244 NCAA Tournament wins, most ever by two teams in an NCAA Tournament game. All-America forward Justin Jackson led all scorers with 19 points and Kennedy Meeks grabbed a career-best 17 rebounds. Kentucky's Malik Monk tied the game with seven seconds to play on a three-pointer, but Meeks quickly got the ball inbounds to Theo Pinson, who raced upcourt and fed Maye. His 19-footer from the left wing sent UNC to its record 20th Final Four.



Luke Maye's jumper beat Kentucky and sent Carolina to the 2017 NCAA Final Four.

Bob Donnan

J.D. Lyon Jr.

NBA PIPELINE

**Carolina has produced 49
NBA first-round draft picks,
most in the nation.**



Tony Bradley was the 28th pick in the 2017 NBA Draft, giving the Tar Heels two first-round selections.



Justin Jackson, with NBA Commissioner Adam Silver, was the 15th overall pick in the 2017 Draft.



James Michael McAdoo won a second NBA Championship with Golden State in 2017.

**Head coach Roy Williams has coached 23 former
Tar Heels who have been selected in the NBA Draft,
including 18 in the first round.**

“When it comes to impact on the NBA, one program clearly stands apart from the rest. Two schools, North Carolina and UCLA, have developed the most quality NBA talent over the span of the last 60 years of league history, and over the last 25 years the Tar Heels have left the Bruins far behind. Carolina has had more first round draft picks than any other program. Those draft picks have gone on to consistently meet or beat expectations for their performance in the NBA. As icing on the cake, Carolina has also had more former players develop into winning NBA coaches than any other college program, and in this regard there is not even a close second.”

– DraftExpress.com

THE NEXT LEVEL



Harrison Barnes



Tony Bradley



Reggie Bullock



Vince Carter



Ed Davis



Wayne Ellington



Raymond Felton



Danny Green



John Henson



Justin Jackson



Brice Johnson



James Michael McAdoo



Marcus Paige



Marvin Williams



Brandan Wright



Tyler Zeller

NBA LEGACY

“UNC is a plus-four school, meaning that if I rate a player as the 10th-best player in the NBA Draft, being a Tar Heel automatically jumps him to number six. The plus-four rating is based upon the success of former Tar Heels in the NBA.”

– John Gabriel, New York Knicks Scouting Director



Following their playing careers, former Tar Heels have gone on to positions throughout the NBA. Michael Jordan (above left) is now principal owner and chairman of the Charlotte Hornets. First-year head coach Jerry Stackhouse (above right) was the NBA G League’s Coach of the Year in 2017, leading Toronto’s team to the league championship. Mitch Kupchak (below left) was general manager of the L.A. Lakers from 2000-17. George Karl (below right) is one of just nine NBA coaches to have won 1,000 games.



16 NBA PLAYERS

(prior to 2017-18 season)

Harrison Barnes, Dallas

Tony Bradley, Utah

Reggie Bullock, Detroit

Vince Carter, Sacramento

Ed Davis, Portland

Wayne Ellington, Miami

Raymond Felton, Oklahoma City

Danny Green, San Antonio

John Henson, Milwaukee

Justin Jackson, Sacramento

Brice Johnson, L.A. Clippers

James Michael McAdoo, Philadelphia

Marcus Paige, Charlotte

Marvin Williams, Charlotte

Brandan Wright, Memphis

Tyler Zeller, Brooklyn

PROFESSIONAL PLAYERS OVERSEAS

Marcus Ginyard

Tyler Hansbrough

Joel James

Justin Knox

Ty Lawson

Alex Stepheson

Reyshawn Terry

Deon Thompson










J.P. Tokoto

Jawad Williams

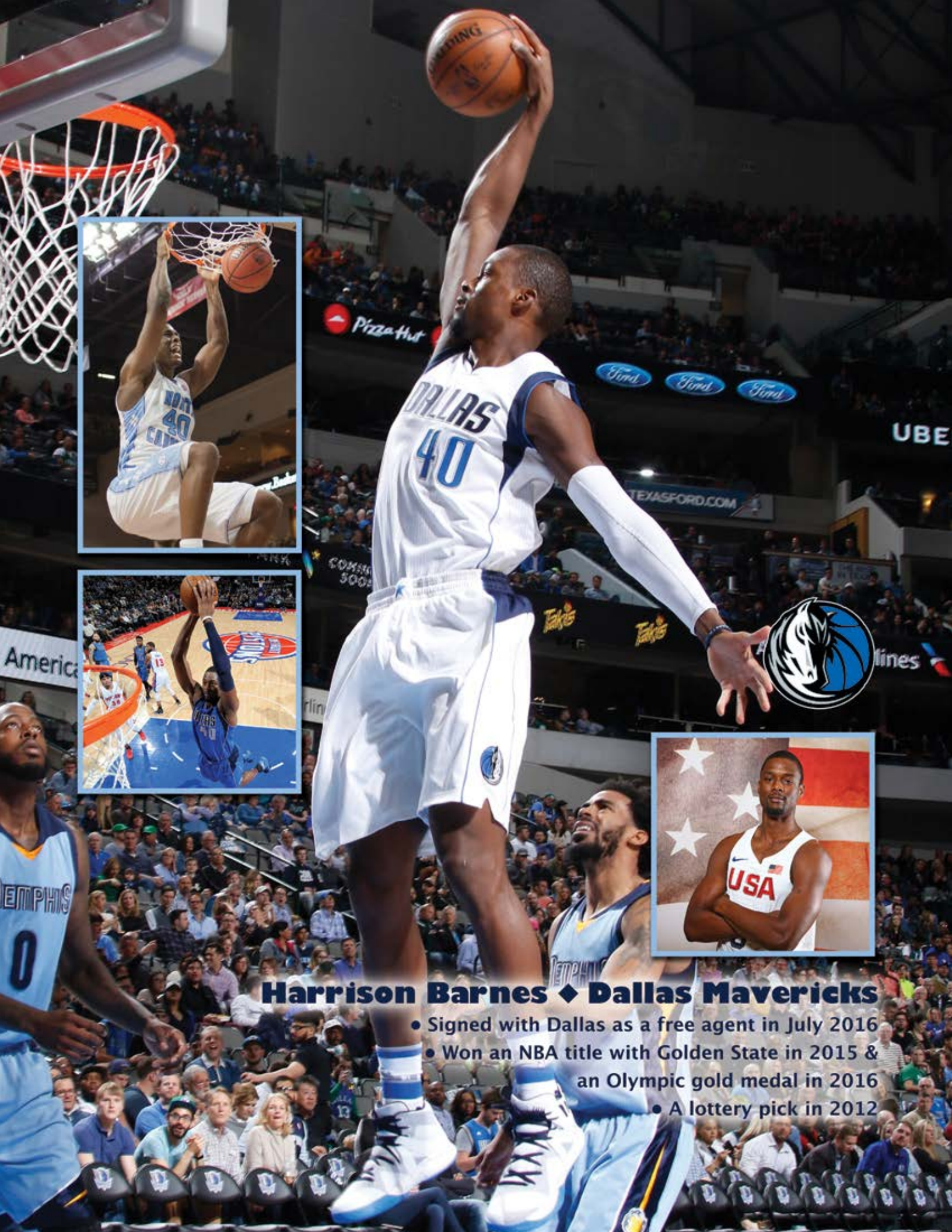
THE NEXT LEVEL

ESPN recently ranked UNC the **No. 1** school in the nation in producing the best pros in the modern NBA Draft era (since 1989), based on the quality of the former players' pro careers.

Carolina's 49 first-round NBA Draft picks are the most of any school in Draft history




112 Tar Heels have been drafted by NBA teams, most in the ACC by a wide margin. Twenty-three of those draftees have played for Roy Williams in the last 14 seasons.



Harrison Barnes ♦ Dallas Mavericks

- Signed with Dallas as a free agent in July 2016
- Won an NBA title with Golden State in 2015 & an Olympic gold medal in 2016
- A lottery pick in 2012



Tony Bradley ♦ Utah Jazz

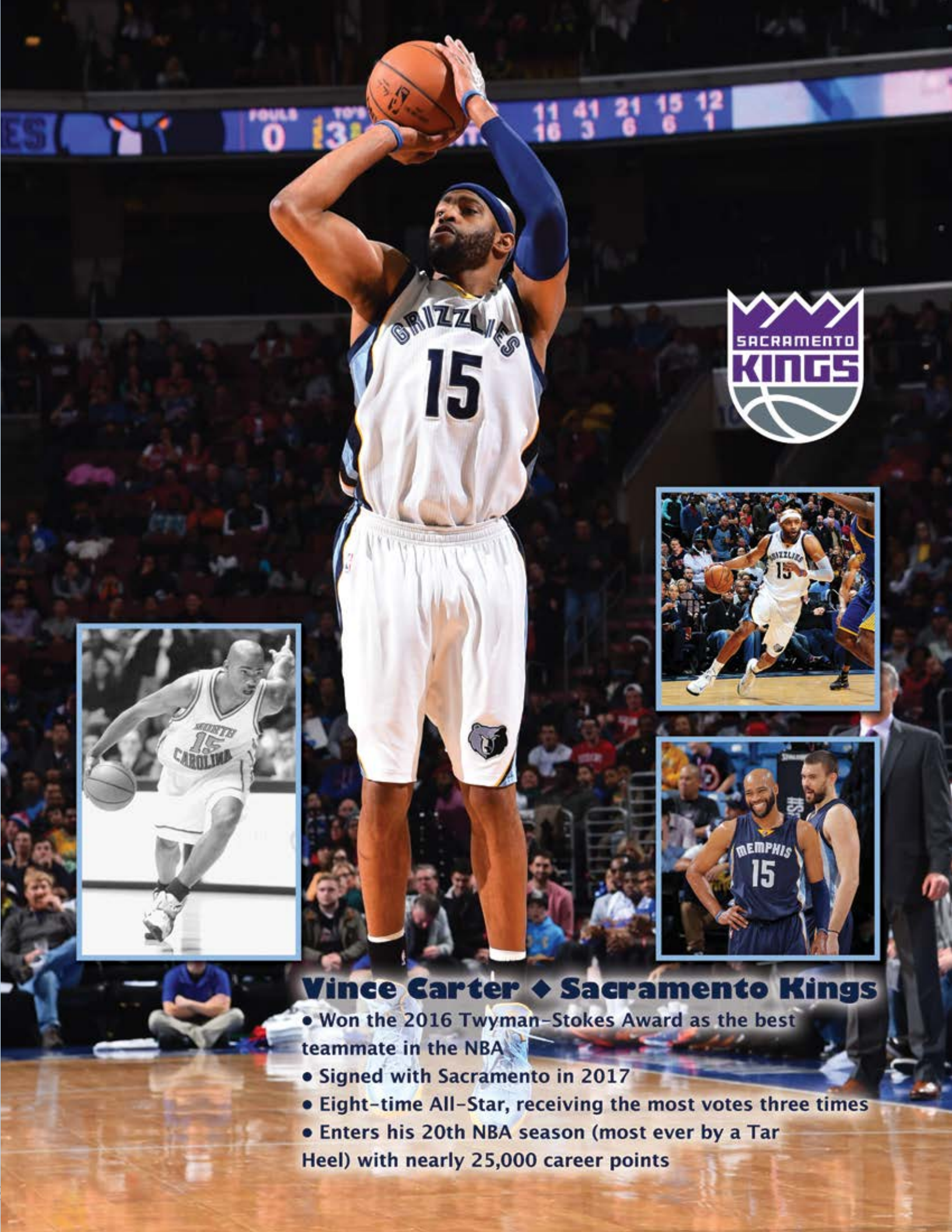
- First-round NBA Draft pick (28th) overall in 2017
- Won an NCAA title with Carolina in 2017

13




Reggie Bullock ♦ Detroit Pistons

- Entering his third season with Detroit
- Hit 38 percent of his three-point attempts ^{JA77} in 2016-17
- First-round pick (25th) overall in the 2013 NBA Draft



FOULS	TOP	11	41	21	15	12
0	13	16	3	6	6	1



Vince Carter ♦ Sacramento Kings

- Won the 2016 Twyman–Stokes Award as the best teammate in the NBA
- Signed with Sacramento in 2017
- Eight-time All-Star, receiving the most votes three times
- Enters his 20th NBA season (most ever by a Tar Heel) with nearly 25,000 career points




Ed Davis ♦ Portland Trail Blazers

- Entering his eighth NBA season and his third with the Blazers
- A lottery pick in 2010
- A career 56 percent shooter from the floor as a pro



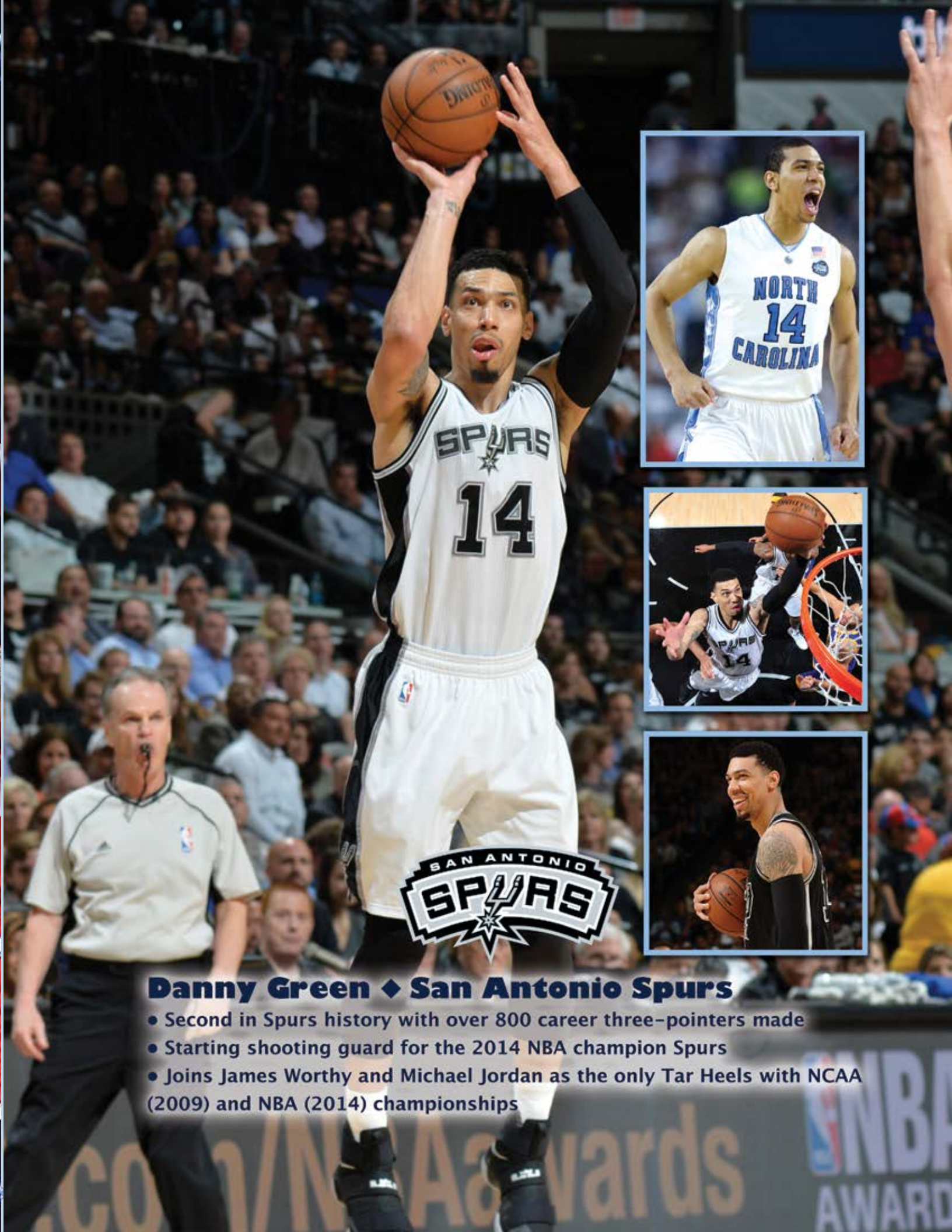
Wayne Ellington ♦ Miami Heat

- Signed with the Heat prior to the 2016–17 season
- A 38 percent career three-point shooter in eight NBA seasons
- Averaged 10.5 points per game in 2016–17 for the Heat
- Has been recognized for his anti-gun violence work in communities in his hometown of Philadelphia



Raymond Felton ♦ Oklahoma City Thunder

- Entering his 13th NBA season and his first with the Thunder
- Has averaged at least 11.4 points and 5.5 assists in eight of his 12 seasons
- Lottery pick (fifth overall) in 2005




Danny Green ♦ San Antonio Spurs

- Second in Spurs history with over 800 career three-pointers made
- Starting shooting guard for the 2014 NBA champion Spurs
- Joins James Worthy and Michael Jordan as the only Tar Heels with NCAA (2009) and NBA (2014) championships

...wards

NBA
AWARD



John Henson ♦ Milwaukee Bucks

- Signed a four-year, \$45 million contract extension with Milwaukee prior to the 2015-16 season
- The only Buck in 25 years to record multiple games with 6+ blocks (four) before his 23rd birthday
- Lottery pick (14th overall) in the 2012 NBA Draft

KINGS




Justin Jackson ♦ Sacramento Kings

- First-round pick (15th overall) in the 2017 NBA Draft
- Won an NCAA title with Carolina in 2017




Brice Johnson ♦ Los Angeles Clippers

- First-round draft pick in 2016
- Teamed with former Tar Heel Raymond Felton with the Clippers in 2016-17



James Michael McAdoo ♦ Philadelphia 76ers

- Won NBA titles with Golden State in 2015 and 2017
- Signed a two-way contract with the 76ers in the summer of 2017
- Earned his roster spot with Golden State as an undrafted free agent



Marcus Paige ♦ Charlotte Hornets

- Signed a two-way contract with the Hornets in July 2017
- A second-round pick in the 2016 NBA Draft





Marvin Williams ♦ Charlotte Hornets


- Second overall pick in the 2005 NBA Draft
- Re-signed with Charlotte in the summer of 2016
- Has averaged in double figures in points in eight NBA seasons



Brandon Wright ♦ **Memphis Grizzlies**

- Entering his 11th year in the NBA
- Has a career field goal percentage of .608 as a pro
- Lottery pick (eighth overall) in 2007





Tyler Zeller ♦ Brooklyn Nets


- Signed a two-year contract with Brooklyn prior to the 2017-18 season
- Also played two seasons in Cleveland and three in Boston
- The 17th overall selection in the first round of the 2012 NBA Draft

... KING MAXWELL


HISTORY

NBA DRAFT POWERHOUSE


Year	Player	NBA Team	Round	# Pick	# Overall
1947	Fritz Nagy*	Pittsburgh Ironmen	n/a	n/a	n/a
1948	Hook Dillon	Chicago Stags	n/a	n/a	n/a
1948	Norman Kohler	Indianapolis Olympians	n/a	n/a	n/a
1948	Bob Paxton	Indianapolis Olympians	n/a	n/a	n/a
1957	Lennie Rosenbluth	Philadelphia Warriors	1st	6	6
1958	Pete Brennan	New York Knicks	1st	4	4
1958	Joe Quigg	New York Knicks	2nd	4	12
1958	Tommy Kearns	Syracuse Nationals	4th	6	29
1960	Lee Shaffer	Syracuse Nationals	1st	5	5
1960	Doug Moe	Detroit Pistons	7th	4	52
1961	York Larese	Chicago Packers	2nd	11	20
1961	Doug Moe	Chicago Packers	2nd	13	22
1961	Dick Kepley	St. Louis Hawks	11th	7	98
1962	Jim Hudock	Philadelphia Warriors	6th	7	50
1962	Ken McComb	Philadelphia Warriors	10th	6	84
1962	Donnie Walsh	Philadelphia Warriors	11th	5	89
1963	Larry Brown	Baltimore Bullets	7th	2	55
1965	Billy Cunningham	Philadelphia 76ers	1st	4	4
1966	Bob Bennett	New York Knicks	13th	1	101
1967	Bob Lewis	San Francisco Warriors	4th	8	39
1967	Mark Mirken	New York Knicks	11th	4	117
1968	Larry Miller	Philadelphia 76ers	5th	12	62
1969	Bill Bunting	New York Knicks	2nd	11	26
1969	Dick Grubar	Los Angeles Lakers	6th	12	83
1969	Rusty Clark	Detroit Pistons	11th	4	145
1970	Charles Scott	Boston Celtics	7th	4	106
1971	Lee Dedmon	Los Angeles Lakers	5th	13	81
1972	Robert McAdoo	Buffalo Braves	1st	2	2
1972	Dennis Wuycik	Boston Celtics	2nd	14	27
1972	Bill Chamberlain	Golden State Warriors	3rd	13	43
1972	Steve Previs	Boston Celtics	7th	14	111
1972	Kim Huband	Buffalo Braves	13th	2	176
1972	Craig Corson	Buffalo Braves	14th	2	182
1973	George Karl	New York Knicks	4th	14	66
1973	Donn Johnston	Buffalo Braves	18th	1	207
1974	Bobby Jones	Houston Rockets	1st	5	5
1974	Darrell Elston	Atlanta Hawks	3rd	7	43
1974	John O'Donnell	New York Knicks	10th	14	174
1975	Donald Washington	New York Knicks	5th	8	80
1975	Ed Stahl	Kansas City-Omaha Kings	5th	13	85
1976	Mitch Kupchak	Washington Bullets	1st	13	13
1977	Walter Davis	Phoenix Suns	1st	5	5
1977	Tommy LaGarde	Denver Nuggets	1st	9	9
1977	John Kuester	Kansas City Kings	3rd	9	53
1977	Bruce Buckley	San Antonio Spurs	6th	15	125
1978	Phil Ford	Kansas City Kings	1st	2	2
1978	Geff Crompton	Kansas City Kings	4th	4	70
1978	Tom Zaliagiris	Milwaukee Bucks	8th	12	164
1979	Dudley Bradley	Indiana Pacers	1st	13	13
1980	Mike O'Koren	New Jersey Nets	1st	6	6
1980	John Virgil	Golden State Warriors	3rd	3	49
1980	Rich Yonakor	San Antonio Spurs	3rd	15	61
1980	Jeff Wolf	Milwaukee Bucks	4th	17	86
1980	Dave Colescott	Utah Jazz	7th	2	140
1981	Al Wood	Atlanta Hawks	1st	4	4
1981	Pete Budko	Dallas Mavericks	5th	1	93
1981	Mike Pepper	San Diego Clippers	6th	8	123
1982	James Worthy	Los Angeles Lakers	1st	1	1
1982	Jimmy Black	New Jersey Nets	3rd	13	59
1982	Chris Brust	Denver Nuggets	6th	16	131
1982	Jeb Barlow	Denver Nuggets	7th	15	153
1983	Jimmy Braddock	Denver Nuggets	5th	14	107
1984	Michael Jordan	Chicago Bulls	1st	3	3
1984	Sam Perkins	Dallas Mavericks	1st	4	4
1984	Matt Doherty	Cleveland Cavaliers	6th	8	119
1984	Cecil Exum	Denver Nuggets	9th	10	194
1985	Buzz Peterson	Cleveland Cavaliers	7th	8	147
1986	Brad Daugherty	Cleveland Cavaliers	1st	1	1
1986	Warren Martin	Cleveland Cavaliers	4th	3	73
1986	Steve Hale	New Jersey Nets	4th	11	81
1987	Kenny Smith	Sacramento Kings	1st	6	6



Rasheed Wallace, 1995



Vince Carter, 1998



Marvin Williams, 2005

HISTORY

NBA DRAFT POWERHOUSE

Year	Player	NBA Team	Round	# Pick	# Overall
1987	Joe Wolf	Los Angeles Clippers	1st	13	13
1987	Dave Popson	Detroit Pistons	4th	19	88
1987	Curtis Hunter	Denver Nuggets	7th	18	156
1989	J.R. Reid	Charlotte Hornets	1st	5	5
1991	Rick Fox	Boston Celtics	1st	24	24
1991	Pete Chilcutt	Sacramento Kings	1st	27	27
1992	Hubert Davis	New York Knicks	1st	20	20
1993	George Lynch	Los Angeles Lakers	1st	12	12
1994	Eric Montross	Boston Celtics	1st	9	9
1994	Clifford Rozier**	Golden State Warriors	1st	16	16
1995	Jerry Stackhouse	Philadelphia 76ers	1st	3	3
1995	Rasheed Wallace	Washington Bullets	1st	4	4
1996	Jeff McInnis	Denver Nuggets	2nd	8	37
1997	Serge Zwikker	Houston Rockets	2nd	1	29
1998	Antawn Jamison	Toronto Raptors	1st	4	4
1998	Vince Carter	Golden State Warriors	1st	5	5
1998	Shammond Williams	Chicago Bulls	2nd	5	34
2001	Brendan Haywood	Cleveland Cavaliers	1st	20	20
2001	Joseph Forte	Boston Celtics	1st	21	21
2005	Marvin Williams	Atlanta Hawks	1st	2	2
2005	Raymond Felton	Charlotte Bobcats	1st	5	5
2005	Sean May	Charlotte Bobcats	1st	13	13
2005	Rashad McCants	Minnesota Timberwolves	1st	14	14
2006	David Noel	Milwaukee Bucks	2nd	9	39
2007	Brandon Wright	Charlotte Bobcats	1st	8	8
2007	Reyshawn Terry	Orlando Magic	2nd	14	44
2009	Tyler Hansbrough	Indiana Pacers	1st	13	13
2009	Ty Lawson	Minnesota Timberwolves	1st	18	18
2009	Wayne Ellington	Minnesota Timberwolves	1st	28	28
2009	Danny Green	Cleveland Cavaliers	2nd	16	46
2010	Ed Davis	Toronto Raptors	1st	13	13
2012	Harrison Barnes	Golden State Warriors	1st	7	7
2012	Kendall Marshall	Phoenix Suns	1st	13	13
2012	John Henson	Milwaukee Bucks	1st	14	14
2012	Tyler Zeller	Dallas Mavericks	1st	17	17
2013	Reggie Bullock	Los Angeles Clippers	1st	25	25
2014	P.J. Hairston	Miami Heat	1st	26	26
2015	J.P. Tokoto	Philadelphia 76ers	2nd	28	58
2016	Brice Johnson	Los Angeles Clippers	1st	25	25
2016	Marcus Paige	Brooklyn Nets	2nd	25	55
2017	Justin Jackson	Portland Trail Blazers	1st	15	15
2017	Tony Bradley	Los Angeles Lakers	1st	28	28

* Nagy played one season at UNC before World War II, then finished his career at Akron

** Rozier played one season at UNC before transferring to Louisville



Harrison Barnes, 2012




Justin Jackson, 2017



Ed Davis, 2010



Brice Johnson, 2016



John Henson, 2012

HISTORY

NBA AWARD WINNERS

NBA MOST VALUABLE PLAYER

1974-75	Bob McAdoo	Buffalo Braves
1987-88	Michael Jordan	Chicago Bulls
1990-91	Michael Jordan	Chicago Bulls
1991-92	Michael Jordan	Chicago Bulls
1995-96	Michael Jordan	Chicago Bulls
1997-98	Michael Jordan	Chicago Bulls

NBA COACH OF THE YEAR

1987-88	Doug Moe	Denver Nuggets
2000-01	Larry Brown	Philadelphia 76ers

NBA ROOKIE OF THE YEAR

1972-73	Bob McAdoo	Buffalo Braves
1977-78	Walter Davis	Phoenix Suns
1978-79	Phil Ford	Kansas City Kings
1984-85	Michael Jordan	Chicago Bulls
1998-99	Vince Carter	Toronto Raptors

NBA DEFENSIVE PLAYER OF THE YEAR

1987-88	Michael Jordan	Chicago Bulls
---------	----------------	---------------

NBA SIXTH MAN AWARD

1982-83	Bobby Jones	Philadelphia 76ers
2003-04	Antawn Jamison	Dallas Mavericks

NBA FINALS MOST VALUABLE PLAYER

1988	James Worthy	Los Angeles Lakers
1991	Michael Jordan	Chicago Bulls
1992	Michael Jordan	Chicago Bulls
1993	Michael Jordan	Chicago Bulls
1996	Michael Jordan	Chicago Bulls
1997	Michael Jordan	Chicago Bulls
1998	Michael Jordan	Chicago Bulls


ALL-NBA TEAM

1968-69	Billy Cunningham	Philadelphia 76ers	First-team
1969-70	Billy Cunningham	Philadelphia 76ers	First-team
1970-71	Billy Cunningham	Philadelphia 76ers	First-team
1971-72	Billy Cunningham	Philadelphia 76ers	Second-team
1973-74	Bob McAdoo	Buffalo Braves	Second-team
1974-75	Bob McAdoo	Buffalo Braves	First-team
1977-78	Walter Davis	Phoenix Suns	Second-team
1978-79	Walter Davis	Phoenix Suns	Second-team
	Phil Ford	Kansas City Kings	Second-team
1984-85	Michael Jordan	Chicago Bulls	Second-team
1986-87	Michael Jordan	Chicago Bulls	First-team
1987-88	Michael Jordan	Chicago Bulls	First-team
1988-89	Michael Jordan	Chicago Bulls	First-team
1989-90	Michael Jordan	Chicago Bulls	First-team
	James Worthy	Los Angeles Lakers	Third-team
1990-91	Michael Jordan	Chicago Bulls	First-team
	James Worthy	Los Angeles Lakers	Third-team
1991-92	Michael Jordan	Chicago Bulls	First-team
	Brad Daugherty	Cleveland Cavaliers	Third-team
1992-93	Michael Jordan	Chicago Bulls	First-team
1995-96	Michael Jordan	Chicago Bulls	First-team
1996-97	Michael Jordan	Chicago Bulls	First-team
1997-98	Michael Jordan	Chicago Bulls	First-team
1999-00	Vince Carter	Toronto Raptors	Third-team
2000-01	Vince Carter	Toronto Raptors	Second-team

Totals: 25 All-NBA Team Selections (14 first-team, seven second-team, four third-team)

NBA ALL-ROOKIE TEAM

1972-73	Bob McAdoo	Buffalo Braves	First-team
1976-77	Mitch Kupchak	Washington Bullets	First-team
1977-78	Walter Davis	Phoenix Suns	First-team
1978-79	Phil Ford	Kansas City Kings	First-team
1982-83	James Worthy	Los Angeles Lakers	First-team



Michael Jordan — Six-time NBA Finals MVP and five-time NBA MVP



NBA All-Stars Antawn Jamison and Vince Carter

NBA AWARD WINNERS



Seven-time All-Star & Hall of Famer James Worthy

1984-85	Michael Jordan	Chicago Bulls	First-team
	Sam Perkins	Dallas Mavericks	First-team
1986-87	Brad Daugherty	Cleveland Cavaliers	First-team
1987-88	Kenny Smith	Sacramento Kings	First-team
1989-90	J.R. Reid	Charlotte Hornets	Second-team
1991-92	Rick Fox	Boston Celtics	Second-team
1994-95	Eric Montross	Boston Celtics	Second-team
1995-96	Jerry Stackhouse	Philadelphia 76ers	First-team
	Rasheed Wallace	Washington Bullets	Second-team
1998-99	Vince Carter	Toronto Raptors	First-team
	Antawn Jamison	Golden State Warriors	Second-team
2005-06	Raymond Felton	Charlotte Bobcatss	Second-team
	Marvin Williams	Atlanta Hawks	Second-team
2012-13	Harrison Barnes	Golden State Warriors	First-team
	Tyler Zeller	Cleveland Cavaliers	Second-team

Totals: 20 All-Rookie Team Selections (12 1st-team, eight 2nd-team)

NBA ALL-DEFENSIVE TEAM

1976-77	Bobby Jones	Denver Nuggets	First-team
1977-78	Bobby Jones	Denver Nuggets	First-team
1978-79	Bobby Jones	Philadelphia 76ers	First-team
1979-80	Bobby Jones	Philadelphia 76ers	First-team
1980-81	Bobby Jones	Philadelphia 76ers	First-team
	Dudley Bradley	Indiana Pacers	Second-team
1981-82	Bobby Jones	Philadelphia 76ers	First-team
1982-83	Bobby Jones	Philadelphia 76ers	First-team
1983-84	Bobby Jones	Philadelphia 76ers	First-team
1984-85	Bobby Jones	Philadelphia 76ers	Second-team
1987-88	Michael Jordan	Chicago Bulls	First-team
1988-89	Michael Jordan	Chicago Bulls	First-team
1989-90	Michael Jordan	Chicago Bulls	First-team
1990-91	Michael Jordan	Chicago Bulls	First-team
1991-92	Michael Jordan	Chicago Bulls	First-team
1992-93	Michael Jordan	Chicago Bulls	First-team
1995-96	Michael Jordan	Chicago Bulls	First-team
1996-97	Michael Jordan	Chicago Bulls	First-team
1997-98	Michael Jordan	Chicago Bulls	First-team
2016-17	Danny Green	San Antonio Spurs	Second-team

Totals: 20 All-Defensive Team Selections (17 first-team, three second-team)

NBA ALL-STAR GAME

Player	Number (Years)
Vince Carter	8 (2000, 2001, 2002, 2003, 2004, 2005, 2006, 2007)
Billy Cunningham	4 (1969, 1970, 1971, 1972)
Brad Daugherty	5 (1988, 1989, 1991, 1992, 1993)
Walter Davis	6 (1978, 1979, 1980, 1981, 1984, 1987)
Antawn Jamison	2 (2005, 2008)
Bobby Jones	4 (1977, 1978, 1981, 1982)
Michael Jordan	14 (1985, 1986, 1987, 1988*, 1989, 1990, 1991, 1992, 1993, 1996*, 1997, 1998*, 2002, 2003)
Bob McAdoo	5 (1974, 1975, 1976, 1977, 1978)
Charlie Scott	3 (1973, 1974, 1975)
Lee Shaffer	1 (1963)
Jerry Stackhouse	2 (2000, 2001)
Rasheed Wallace	4 (2000, 2001, 2006, 2008)
James Worthy	7 (1986, 1987, 1988, 1989, 1990, 1991, 1992)

*Indicates NBA All-Star Game MVP

ABA ALL-STAR GAME

Player	Number (Years)
Larry Brown	3 (1968*, 1969, 1970)
Billy Cunningham	1 (1973)
Bobby Jones	1 (1976)
Doug Moe	3 (1968, 1969, 1970)
Charlie Scott	2 (1971, 1972)

*Indicates ABA All-Star Game MVP

(source: NBA)

ABA MOST VALUABLE PLAYER

1972-73 Billy Cunningham Carolina Cougars

ABA ROOKIE OF THE YEAR

1970-71 Charles Scott Virginia Squires

ABA COACH OF THE YEAR

1972-73 Larry Brown Carolina Cougars

1974-75 Larry Brown Denver Nuggets

1975-76 Larry Brown Denver Nuggets

All-ABA TEAM

Larry Brown (2nd team)

Billy Cunningham (1st team)

Bobby Jones (2nd team)

Doug Moe (1st team, 2nd team)

Charlie Scott (1st team, 2nd team)



Hall of Famer Billy Cunningham was named one of the top 50 players in NBA history.

TAR HEEL NBA RETIRED JERSEYS

Player	Team
Billy Cunningham	Philadelphia 76ers
Brad Daugherty	Cleveland Cavaliers
Walter Davis	Phoenix Suns
Bobby Jones	Philadelphia 76ers
Michael Jordan	Chicago Bulls
Doug Moe (coach)	Denver Nuggets
James Worthy	Los Angeles Lakers

HISTORY

ALL-TIME PRO ROSTER

The following is a list of coaches, administrators or players who played at least one regular-season game in either the NBA (1947-present), the ABA (1968-76) the Basketball Association of America (1947-49) or the National Basketball League (1938-49). (*Indicates active player/coach/administrator)

PLAYERS

*Barnes, Harrison — Golden State, 2012-16; Dallas, 2016-
Bradley, Dudley — Indiana, 1979-81; Phoenix, 1981-82; Chicago, 1982-83; Washington, 1984-86; Milwaukee, 1986-88; New Jersey, 1987-88; Atlanta, 1988-89
*Bradley, Tony — Utah, 2017-
Brennan, Pete — New York, 1958-59
Brown, Larry — New Orleans (ABA), 1967-68; Oakland (ABA), 1968-69; Washington Capitols (ABA), 1969-70; Virginia Squires (ABA), 1970-71; Denver (ABA), 1970-72
Bucknall, Steve — Los Angeles Lakers, 1989-90
*Bullock, Reggie — Los Angeles Clippers, 2013-15; Phoenix, 2015; Detroit, 2015-
Bunting, Bill — Carolina (ABA), 1969-70; New York Nets (ABA), 1970-71; Virginia (ABA), 1969-71
*Carter, Vince — Toronto, 1998-2005; New Jersey, 2005-09; Orlando, 2009-11; Phoenix, 2010-11; Dallas, 2011-14; Memphis, 2014-17; Sacramento, 2017-
Chamberlain, Bill — Kentucky (ABA), 1972-73; Memphis (ABA), 1972-73; Phoenix, 1973-74
Chilcutt, Pete — Sacramento, 1991-94; Detroit, 1994; Houston, 1994-96; Vancouver, 1996-99; Utah, 1999-2000; Cleveland, 2000; Los Angeles Clippers, 2000
Crompton, Geff — Denver, 1978-79; Portland, 1980-81; Milwaukee, 1981-82; San Antonio, 1982-83; Cleveland, 1983-84
Cunningham, Billy — Philadelphia, 1965-72; Carolina (ABA), 1972-74; Philadelphia, 1974-76
Daugherty, Brad — Cleveland, 1986-96
*Davis, Ed — Toronto, 2010-13, Memphis 2013-14; Los Angeles Lakers, 2014-15; Portland, 2015-
Davis, Hubert — New York, 1992-96; Toronto, 1996-97; Dallas, 1997-2001; Washington, 2001-02; Detroit, 2002-03; New Jersey, 2003-04
Davis, Walter — Phoenix, 1977-1988; Denver, 1988-1991; Portland, 1990-91; Denver, 1991-92
Dillon, John — Washington, 1949-50
Drew II, Larry — Philadelphia, 2015
*Ellington, Wayne — Minnesota, 2009-12; Memphis 2012-13; Cleveland 2013; Dallas, 2013-14; L.A. Lakers, 2014-15; Brooklyn, 2015-16; Miami, 2016-
Elston, Darrell — Virginia (ABA), 1974-75; Indiana, 1976-77
*Felton, Raymond — Charlotte, 2005-2010; New York, 2010-11; Denver 2011; Portland 2011-12; New York, 2012-14; Dallas, 2014-16; Los Angeles Clippers, 2016-17; Oklahoma City, 2017-
Ford, Phil — Kansas City, 1978-1982; New Jersey, 1982-83; Milwaukee, 1982-83; Houston, 1983-85
Forte, Joseph — Boston, 2001-02; Seattle, 2002-2003
Fox, Rick — Boston, 1991-97; Los Angeles Lakers, 1997-2004
Glamack, George — Akron, 1941-42 (NBL); Rochester, 1945-47 (NBL); Indianapolis Kautskys, 1947-48 (NBL); Hammond 1948-49 (NBL); Indianapolis Jets, 1948-49 (NBL)
*Green, Danny — Cleveland, 2009-10; San Antonio, 2010-
Grubar, Dick — Indiana (ABA), 1969-70
Hairston, P.J. — Charlotte, 2014-16; Memphis, 2016-17
Hansbrough, Tyler — Indiana, 2009-13; Toronto, 2013-15; Charlotte, 2015-16
Haywood, Brendan — Washington, 2001-2010; Dallas, 2010-12; Charlotte, 2012-14; Cleveland, 2014-15
*Henson, John — Milwaukee, 2012-
*Jackson, Justin — Sacramento, 2017-
Jamison, Antawn — Golden State, 1998-2003; Dallas, 2003-04; Washington, 2004-2010; Cleveland, 2010-12; L.A. Lakers, 2012-13; L.A. Clippers, 2013-14
*Johnson, Brice — Los Angeles Clippers, 2016-
Jones, Bobby — Denver (ABA), 1974-76; Denver (NBA), 1976-78; Philadelphia, 1978-86
Jordan, Michael — Chicago, 1984-93; 1995-98; Washington, 2001-03
Karl, George — San Antonio (ABA), 1973-76; San Antonio (NBA), 76-78
Kearns, Tommy — Syracuse, 1958-59
Kuester, John — Kansas City, 1977-78; Denver, 1978-79; Indiana, 1979-80
Kupchak, Mitch — Washington, 1976-1981; Los Angeles Lakers, 1981-86

TAR HEELS WITH NBA CHAMPIONSHIP RINGS

Name	Affiliation	Season	Team
Billy Cunningham (1)	Player	1966-67	Philadelphia 76ers
Charles Scott (1)	Player	1975-76	Boston Celtics
Mitch Kupchak	Player	1977-78	Washington Bullets
Tommy LaGarde (1)	Player	1978-79	Seattle SuperSonics
Mitch Kupchak	Player	1981-82	Los Angeles Lakers
Bob McAdoo	Player	1981-82	Los Angeles Lakers
Bobby Jones (1)	Player	1982-83	Philadelphia 76ers
Mitch Kupchak (3)	Player	1984-85	Los Angeles Lakers
Bob McAdoo (2)	Player	1984-85	Los Angeles Lakers
James Worthy	Player	1984-85	Los Angeles Lakers
James Worthy	Player	1986-87	Los Angeles Lakers
James Worthy (3)	Player	1987-88	Los Angeles Lakers
Michael Jordan	Player	1990-91	Chicago Bulls
Scott Williams	Player	1990-91	Chicago Bulls
Michael Jordan	Player	1991-92	Chicago Bulls
Scott Williams	Player	1991-92	Chicago Bulls
Michael Jordan	Player	1992-93	Chicago Bulls
Scott Williams (3)	Player	1992-93	Chicago Bulls
Kenny Smith	Player	1993-94	Houston Rockets
Pete Chilcutt (1)	Player	1994-95	Houston Rockets
Kenny Smith (2)	Player	1994-95	Houston Rockets
Michael Jordan	Player	1995-96	Chicago Bulls
Michael Jordan	Player	1996-97	Chicago Bulls
Michael Jordan (6)	Player	1997-98	Chicago Bulls
Rick Fox	Player	1999-00	Los Angeles Lakers
Rick Fox	Player	2000-01	Los Angeles Lakers
Rick Fox (3)	Player	2001-02	Los Angeles Lakers
Rasheed Wallace (1)	Player	2003-04	Detroit Pistons
Brendan Haywood (1)	Player	2010-11	Dallas Mavericks
Danny Green (1)	Player	2013-14	San Antonio Spurs
Harrison Barnes (1)	Player	2014-15	Golden State Warriors
James Michael McAdoo	Player	2014-15	Golden State Warriors
James Michael McAdoo (2)	Player	2016-17	Golden State Warriors

Name	Affiliation	Season	Team
Billy Cunningham (1)	Head Coach	1982-83	Philadelphia 76ers
Mitch Kupchak	Asst. GM	1986-87	Los Angeles Lakers
Mitch Kupchak	Asst. GM	1987-88	Los Angeles Lakers
Mitch Kupchak	GM	1999-00	Los Angeles Lakers
Mitch Kupchak	GM	2000-01	Los Angeles Lakers
Mitch Kupchak	GM	2001-02	Los Angeles Lakers
Larry Brown (1)	Head Coach	2003-04	Detroit Pistons
Dave Hanners (1)	Asst. Coach	2003-04	Detroit Pistons
John Kuester (1)	Ast. Coach	2003-04	Detroit Pistons
Pat Sullivan (1)	Video Coord.	2003-04	Detroit Pistons
Bob McAdoo	Asst. Coach	2005-06	Miami Heat
Mitch Kupchak	GM	2008-09	Los Angeles Lakers
Mitch Kupchak (7)	GM	2009-10	Los Angeles Lakers
Bob McAdoo	Asst. Coach	2011-12	Miami Heat
Bob McAdoo (3)	Asst. Coach	2012-13	Miami Heat

Players with NCAA championships and NBA titles

James Worthy — 1982 UNC; 1985, 1987, 1988 L.A. Lakers
 Michael Jordan — 1982 UNC; 1991, 1992, 1993, 1996, 1997, 1998 Chicago
 Danny Green — 2009 UNC; 2014 San Antonio



Tar Heel NBA All-Stars (l-r): James Worthy, Michael Jordan and Walter Davis

Robert Crawford

HISTORY

ALL-TIME PRO ROSTER

LaGarde, Tommy — Denver, 1977-78; Seattle, 1978-80; Dallas, 1980-82; New Jersey, 1984-85

Larese, York — Chicago Packers, 1961-62; Philadelphia Warriors, 1961-62

Lawson, Ty — Denver, 2009-15; Houston, 2015-16; Indiana, 2016; Sacramento, 2016-17

Lebo, Jeff — San Antonio, 1989-90

Lewis, Bob — San Francisco, 1967-70; Cleveland, 1970-71

Lynch, George — Los Angeles Lakers, 1993-96; Vancouver, 1996-98; Philadelphia 1998-2001; Charlotte/New Orleans, 2001-05

Marshall, Kendall — Phoenix, 2012-13; Los Angeles Lakers, 2013-14; Milwaukee, 2014-15; Philadelphia, 2015-16

May, Sean — Charlotte, 2005-09; Sacramento, 2009-10

McAdoo, Bob — Buffalo, 1972-1977; New York, 1977-78; Boston, 1978-79; Detroit, 1979-81; New Jersey, 1980-81; Los Angeles Lakers, 1981-85; Philadelphia, 1985-86

***McAdoo, James Michael** — Golden State, 2014-17; Philadelphia (two-way contract), 2017-

McCants, Rashad — Minnesota, 2005-09; Sacramento, 2009

McInnis, Jeff — Denver, 1996-97; Washington, 1998-99; Los Angeles Clippers, 2000-02; Portland, 2002-04; Cleveland, 2004-05; New Jersey, 2005-07; Charlotte, 2007-08

McKinney, Horace (Bones) — Washington, 1946-51

Miller, Bill — Chicago, 1948-49; St. Louis, 1948-49

Miller, Larry — Los Angeles Stars (ABA), 1968-70; Carolina (ABA), 1969-72; San Diego (ABA), 1972-74; Virginia (ABA), 1973-74; Utah (ABA), 1974-75

Moe, Doug — New Orleans (ABA), 1967-68; Oakland (ABA), 1968-69; Carolina (ABA), 1969-70; Virginia (ABA), 1970-72

Montross, Eric — Boston, 1994-96; Dallas, 1996-97; New Jersey, 1997; Philadelphia, 1997; Detroit, 1997-2001; Toronto, 2001-02

Nagy, Fred (Fritz) — Indianapolis, 1948-49

Noel, David — Milwaukee, 2006-08

O’Koren, Mike — New Jersey, 1980-86, Washington, 1986-87; New Jersey, 1987-88

***Paige, Marcus** — Charlotte Hornets (two-way contract), 2017-

Perkins, Sam — Dallas, 1984-90; Los Angeles Lakers, 1990-93; Seattle, 1993-98; Indiana, 1998-2001

Phelps, Derrick — Sacramento, 1994-95

Popson, Dave — Los Angeles Clippers, 1988-89; Miami, 1988-89; Boston, 1990-91; Milwaukee, 1991-92

Previs, Steve — Carolina (ABA), 1972-73

Reid, J.R. — Charlotte, 1989-93; San Antonio, 1992-96; New York, 1995-96; Charlotte, 1997-99; Los Angeles Lakers, 1999; Milwaukee, 1999-2000; Cleveland, 2000-01

Rosenbluth, Lennie — Philadelphia Warriors, 1957-59

Rozier, Clifford — Golden State, 1994-96; Orlando, 1996-97; Toronto, 1996-97; Minnesota, 1997-98

Salvadori, Kevin — Sacramento, 1996-98

Scott, Charles — Virginia (ABA), 1970-72; Phoenix, 1971-75; Boston, 1975-78; Los Angeles Lakers, 1977-78; Denver, 1978-80

Shaffer, Lee — Syracuse, 1961-63; Philadelphia, 1963-64

Smith, Kenny — Sacramento, 1987-90; Atlanta, 1989-90; Houston, 1990-96; Denver, 1996-97; Detroit, 1996-97

Stackhouse, Jerry — Philadelphia, 1995-98; Detroit, 1998-2002; Washington, 2002-04; Dallas, 2004-09; Milwaukee, 2009-10; Miami, 2010-11; Atlanta, 2011-12; Brooklyn, 2012-13

Wallace, Rasheed — Washington, 1995-96; Portland, 1996-2003; Atlanta, 2004; Detroit, 2004-09; Boston, 2009-10; New York, 2012-13

Washington, Donald — Denver (ABA), 1974-75; Utah (ABA), 1975-76

Wear, David — Sacramento, 2015

Wear, Travis — New York, 2014-15

Wenstrom, Matt — Boston, 1993-94

Williams, Jawad — Cleveland, 2008-11

***Williams, Marvin** — Atlanta, 2005-12; Utah, 2012-14; Charlotte, 2014-

Williams, Scott — Chicago, 1990-94; Philadelphia, 1994-99; Milwaukee, 1999-2001; Denver, 2001-02; Phoenix, 2002-04; Dallas, 2004; Phoenix, 2004; Cleveland, 2004-2005

Williams, Shammond — Atlanta, 1998-99; Seattle, 1999-2002; Boston, 2002-2003; Denver, 2003; New Orleans, 2004, Los Angeles Lakers, 2006-07

Wolf, Joe — Los Angeles Clippers, 1987-90; Denver, 1990-92; Boston, 1992; Portland, 1992-93; Charlotte, 1994-95; Orlando, 1995-96; Milwaukee, 1996-97; Denver, 1997-98; Charlotte, 1999

Wood, Al — Atlanta, 1981-82; San Diego, 1982-83; Seattle, 1983-86; Dallas, 1986-87

Worthy, James — Los Angeles Lakers, 1982-94

***Wright, Brandon** — Golden State Warriors, 2007-11; New Jersey, 2011; Dallas, 2011-15; Phoenix 2015; Memphis, 2015-

Wuycik, Dennis — Carolina (ABA), 1972-74; St. Louis (ABA), 1974-75



Jerry Stackhouse was the 2017 NBA G League Coach of the Year, winning a championship with Toronto’s squad.

Yonakor, Rich — San Antonio, 1981-82

***Zeller, Tyler** — Cleveland, 2012-14; Boston, 2014-17; Brooklyn, 2017-

NBA ADMINISTRATION, COACHES

Brown, Larry: Head Coach: Denver (ABA), 1974-76; Denver (NBA), 1976-79; New Jersey, 1981-83; San Antonio, 1988-1992; Los Angeles Clippers, 1992-93; Indiana, 1993-97; Philadelphia, 1997-2003; Detroit, 2003-2005; New York, 2005-06; Charlotte, 2008-2011

Cunningham, Billy: Head Coach: Philadelphia, 1977-1985; Part-Owner: Miami, 1988-95

Davis, Walter: Advance Scout: Washington, 2000-04

Ford, Phil: Assistant Coach: Detroit, 2004-2005; New York, 2005-07; Charlotte, 2007-11

Hanners, Dave: Advance Scout/Assistant Coach: Philadelphia, 2000-03; Assistant Coach: Detroit, 2003-2005; New York, 2005-08; Charlotte, 2008-2011; New Orleans, 2011-15

***Jordan, Michael:** Part Owner & President: Washington Wizards, 2000-03; Managing Member of Basketball Operations: Charlotte Bobcats, 2006-2010; Owner: Charlotte Hornets, 2010-

Karl, George: Assistant Coach: San Antonio, 1978-80; Director of Player Acquisition: Cleveland, 1983-84; Head Coach: Cleveland, 1984-86; Golden State, 1986-88; Seattle, 1991-98; Milwaukee, 1998-2003; Denver, 2005-13; Sacramento, 2015-16

Kuester, John: Assistant Coach: Boston, 1996-97; Philadelphia, 1997-2003; Detroit, 2003-04; New Jersey, 2004-06; Orlando, 2006-07; Cleveland, 2007-09; Head Coach: Detroit, 2009-2011; Assistant Coach: Los Angeles Lakers, 2011-12; Advance Scout, 2012-15

Kupchak, Mitch: Assistant General Manager: Los Angeles Lakers, 1986-92; General Manager: Los Angeles Lakers, 1992-17

Larese, York: Head Coach: New York Nets (ABA), 1969-70

***McAdoo, Bob:** Assistant Coach: Miami, 1995-2014; Scout/Community Liaison: Miami, 2014-

McGuire, Frank: Head Coach: Philadelphia Warriors, 1961-62

McKinney, Bones: Head Coach: Washington, 1950-51; Boston, 1950-52

Moe, Doug: Assistant Coach: Carolina (ABA), 1972-74; Denver (ABA), 1974-76, 1979-80; Head Coach: San Antonio, 1976-80; Denver, 1980-90; Philadelphia, 1992-93; Assistant Coach: Denver, 2005-09

O’Koren, Mike: Assistant Coach: New Jersey, 1999-2003; Washington, 2003-09; Philadelphia, 2009-10

Perkins, Sam: Vice President of Player Relations: Indiana, 2008-10

***Peterson, Buzz:** Director of Player Personnel, Charlotte, 2007-09; Senior Advisor of Basketball Operations, Charlotte, 2014-

***Stackhouse, Jerry:** Assistant Coach: Toronto, 2015-16; Raptors 905 (G League) Head Coach, 2016-

***Sullivan, Pat:** Video Coordinator: Detroit, 2003-2004; Assistant Coach: Detroit, 2004-2005; New Jersey, 2005-08; Detroit, 2008-11; Washington, 2013-16; L.A. Clippers, 2017-

Wallace, Rasheed: Assistant Coach: Detroit, 2013-14

***Walsh, Donnie:** Assistant Coach: Denver, 1978-81; Indiana, 1984-86; General Manager: Indiana, 1985-88; President: Indiana, 1988-2003; CEO, 2003-08; President: New York, 2008-11; President: Indiana, 2012-15; Consultant: Indiana, 2015-

Williams, Scott: Assistant Coach: Milwaukee, 2013-14

Wolf, Joe: Assistant Coach: Milwaukee 2008-13; Brooklyn, 2014-16

Worthy, James: Consultant: Los Angeles Lakers, 2015-16

TEAM RECORDS: SINGLE GAME



Ed Cota scored the winner in the 45-44 win at NC State in 1997, UNC's fewest points in the shot clock era.

*ACC Tournament game
^NCAA Tournament game
~NIT game

MOST POINTS SCORED

129 vs. VMI, Dec. 17, 1994 (129-89)
129 vs. Manhattan, Dec. 27, 1985 (129-45) in Miami, Fla.
128 vs. Dartmouth, Dec. 5, 1972 (128-86) in Greensboro
127 vs. Richmond, Dec. 8, 1965 (127-76)
127 vs. Rice, Dec. 2, 1971 (127-69)

MOST POINTS SCORED IN A HALF

77 vs. VMI, Dec. 17, 1994 (1st half: 77-42)

FEWEST POINTS SCORED IN A HALF

0 at Duke, Feb. 24, 1979 (1st half: 0-7)

LARGEST HALFTIME LEAD

47 vs. Florida Atlantic, Dec. 19, 2006 (65-18)

LARGEST MARGIN OF VICTORY

84 vs. Manhattan, Dec. 27, 1985 (129-45) in Miami, Fla. (ACC Record)
69 vs. Davidson, Feb. 7, 1945 (89-20)
68 vs. UNC Asheville, Nov. 30, 2008 (116-48)
68 vs. The Citadel, Feb. 18, 1991 (118-50)
65 vs. Florida Southern, Dec. 1, 1969 (112-47)

MOST POINTS SCORED IN A LOSS

114 vs. Wake Forest, Dec. 20, 2003 (114-119, 3 OT)
100 vs. Kentucky, Dec. 17, 2016 (100-103) in Las Vegas
97 vs. Iowa, Jan. 7, 1989 (97-98)
97 vs. West Virginia, Dec. 31, 1965 (97-102) in Raleigh
96 at Florida State, Feb. 27, 1992 (96-110)
96 vs. Wake Forest, Nov. 27, 1976 (96-97) in Greensboro
96 vs. Duke, Jan. 3, 1975 (96-99) in Greensboro

LARGEST MARGIN OF DEFEAT

43 at Lynchburg Elks, Feb. 20, 1915 (20-63)
42 at Kentucky, Jan. 9, 1950 (44-86)
40 at Maryland, Feb. 22, 2003 (56-96)
40 vs. NC State, Feb. 19, 1949 (39-79)
40 vs. Virginia, Feb. 9, 1914 (27-67) in Raleigh

FEWEST POINTS SCORED

8 at NC State, Feb. 18, 1926 (8-17)
13 at Roanoke, Feb. 9, 1916 (13-45)
14 vs. Duke, Feb. 1, 1930 (14-36)
14 at Virginia Tech, Feb. 19, 1919 (14-37)
15 on several occasions

FEWEST POINTS SCORED, SHOT CLOCK ERA (1985-86 to present)

43 at Virginia, Feb. 27, 2017 (43-53)
45 at Syracuse, Jan. 11, 2014 (45-57)
45 at NC State, Feb. 12, 1997 (45-44)
46 vs. NC State, Feb. 24, 2015 (46-58)
• 45-second clock from 1985-86 through 1992-93;

35-second clock from 1993-94 through 2014-15; 30-second clock beginning in 2015-16

FEWEST POINTS SCORED IN ACC ERA (1953-54 to present)

20* vs. Duke, March 4, 1966 (20-21) in Raleigh
39 at NC State, Dec. 28, 1957 (39-30)
40 at Duke, Feb. 24, 1979 (40-47)
43 at Virginia, Feb. 27, 2017 (43-53)
44 three times, most recently vs. Villanova, March 24, 1985 (44-56) in Birmingham, Ala.

MOST POINTS, BOTH TEAMS

233 vs. Wake Forest, Dec. 20, 2003 (114-119, 3OT)
231 vs. Kentucky, Dec. 27, 1989 (121-110) in Louisville, Ky.
220^A vs. Loyola Marymount, March 19, 1988 (123-97) in Salt Lake City, Utah
219 at Tulane, Feb. 14, 1976 (113-106)
218 vs. VMI, Dec. 17, 1994 (129-89)

FEWEST POINTS, BOTH TEAMS

24 vs. Elon, Jan. 11, 1915 (15-9)
25 at NC State, Feb. 18, 1926 (8-17)
29 vs. Davidson, Feb. 24, 1930 (19-10)
32 vs. Durham YMCA, Dec. 15, 1915 (18-14)
32 at NC State, Feb. 12, 1927 (19-13)

FEWEST POINTS, BOTH TEAMS IN SHOT CLOCK ERA

89 at NC State, Feb. 12, 1997 (45-44)
92 vs. Wake Forest, Jan. 23, 1999 (52-40)
92 vs. Princeton, Dec. 13, 1997 (50-42)
94 vs. Boston College, Feb. 19, 2011 (48-46)
96 at Virginia, Feb. 27, 2017 (43-53)

MOST FIELD GOALS MADE

57 vs. Manhattan, Dec. 27, 1985 (57 of 78) in Miami, Fla.
56 vs. Dartmouth, Dec. 5, 1972 (56 of 93) in Greensboro
53 vs. VMI, Dec. 17, 1994 (53 of 80)
52 vs. Rice, Dec. 12, 1971 (52 of 76)
52 vs. Richmond, Dec. 8, 1965 (52 of 83)

FEWEST FIELD GOALS MADE IN ACC ERA

7* vs. Duke, March 4, 1966 (7 of 15) in Raleigh
10 at NC State, Dec. 28, 1957 (10 of 22)
12 at Georgia Tech, Feb. 11, 1980 (12 of 32)
15* vs. Duke, March 8, 2002 (15 of 29) in Charlotte
15 at South Carolina, Feb. 20, 1971 (15 of 41)

MOST FIELD GOAL ATTEMPTS

102 vs. Clemson, Dec. 4, 1954 (38 of 102)
99 vs. Virginia, Feb. 6, 1968 (51 of 99)
97 at South Carolina, Feb. 1, 1958 (44 of 97)
95 at Tulane, Feb. 14, 1976 (43 of 95)
94 vs. Georgia Tech, Feb. 9, 1973 (46 of 94) in Charlotte
94 vs. Georgia, Dec. 18, 1963 (41 of 94)

HIGHEST FIELD GOAL PERCENTAGE

.790^A vs. Loyola Marymount, March 19, 1988 (49 of 62) in Salt Lake City, Utah
.767 at Virginia, Jan. 7, 1978 (33 of 43)
.754 vs. Old Dominion, Dec. 1, 1992 (43 of 57)
.750 vs. Dartmouth, Dec. 21, 1983 (45 of 60)
.736 vs. Wake Forest, Feb. 8 1986 (39 of 53)

BEST FIELD GOAL PERCENTAGE IN A HALF

.941 at Virginia, Jan. 7, 1978 (16 of 17, 2nd half) (NCAA Record)

LOWEST FIELD GOAL PERCENTAGE (UNDER 30 PERCENT)

.253* vs. Wake Forest, March 2, 1956 (19 of 75) in Raleigh
.253 at Alabama, Jan. 4, 1955 (19 of 75)
.257 at NC State, Dec. 31, 1955 (19 of 74)
.276 at Georgia Tech, Jan. 16, 2011 (16 of 58)
.279 vs. Iowa, Dec. 3, 2014 (19 of 68)
.282^A vs. Houston, March 25, 1967 (24 of 85) in Louisville, Ky.
.290 vs. Maryland, Dec. 18, 1954 (18 of 62)

.291 vs. Duke, Feb. 4, 1955 (16 of 55)
.292* vs. Duke, March 11, 2001 (19 of 65) in Atlanta, Ga.
.295 at NC State, Feb. 22, 1964 (18 of 61)
.296 at Florida, Dec. 21, 1964 (21 of 71)
.297 at Duke, Feb. 28, 1958 (19 of 64)

MOST FREE THROWS MADE

43 at NC State, Jan. 15, 1957 (43 of 51)
43 vs. South Carolina, Dec. 5, 1959 (43 of 53)
41 vs. Clemson, Jan. 28, 1998 (41 of 59)
37* vs. Clemson, March 11, 2005 (37 of 47) in Washington, D.C.
37 vs. Louisville, Dec. 17, 1998 (37 of 54)
37 at Nevada, Dec. 30, 1987 (37 of 47)
37 vs. Syracuse, Jan. 8, 1983 (37 of 48) in Charlotte
37 at NC State, Feb. 24, 1976 (37 of 46)
37 at NC State, Feb. 18, 1958 (37 of 46)

MOST FREE THROW ATTEMPTS

59 at Clemson, Jan. 14, 1956 (33 of 59)
59 vs. Clemson, Jan. 28, 1998 (41 of 59)
54 vs. Louisville, Dec. 17, 1998 (37 of 54)
54 at Duke, March 1, 1957 (36 of 54)
53 vs. South Carolina, Dec. 5, 1959 (43 of 53)

FEWEST FREE THROWS MADE

2 vs. Clemson, March 2, 2004 (2 of 4)
2 at Wake Forest, Jan. 23, 1999 (2 of 6)
2^A vs. Utah, March 28, 1998 (2 of 7) in San Antonio, Texas
2 vs. Duke, Jan. 17, 1990 (2 of 12)
2* vs. NC State, March 8, 1987 (2 of 4) in Landover, Md.

FEWEST FREE THROW ATTEMPTS

4^A vs. George Mason, March 19, 2006 (4 of 4) in Dayton, Ohio
4 vs. Clemson, March 2, 2004 (2 of 4)
4* vs. NC State, March 8, 1987 (2 of 4) in Landover, Md.
5 at Maryland, Jan. 14, 1986 (5 of 5)
5 at Virginia, Feb. 3, 1982 (4 of 5)

HIGHEST FREE THROW PERCENTAGE (95 PERCENT OR BETTER, MIN. 10 ATT.)

1.000 at Duke, March 5, 1994 (16 of 16)
1.000 at Duke, March 7, 2015 (13 of 13)
1.000 at LSU, Feb. 10, 1985 (13 of 13)
1.000 vs. Wisconsin, Nov. 23, 2016 (12 of 12) in Maui
1.000 at Georgia Tech, Jan. 29, 2000 (12 of 12)
1.000 vs. Wake Forest, Feb. 24, 1998 (12 of 12)
1.000* at Georgia Tech, March 10, 1985 (12 of 12)
1.000 vs. Maryland, Feb. 19, 1984 (12 of 12)
1.000 vs. Rutgers, Dec. 22, 1980 (11 of 11) in Charlotte
.964 vs. Niagara, Dec. 30, 1978 (27 of 28) in Rochester, NY.
.958* vs. NC State, March 11, 2007 (23 of 24) in Tampa, Fla.
.950 vs. Maryland, Feb. 10, 2001 (19 of 20)
.950 vs. Florida State, Feb. 17, 1973 (19 of 20) in New York, N.Y.

LOWEST FREE THROW PERCENTAGE (MIN. 10 ATTEMPTS)

.167 vs. Duke, Jan. 17, 1990 (2 of 12)
.300 vs. South Florida, Dec. 3, 1979 (3 of 10) in St. Petersburg, Fla.
.316 at Virginia, Feb. 24, 1964 (6 of 19)
.364 at UAB, Dec. 1, 2013 (4 of 11)
.364 at Virginia, Feb. 25, 2001 (4 of 11)
.364 vs. Duke, Dec. 2, 1978 (4 of 11) in Greensboro

THREE-POINT FIELD GOALS

1982-83 distance 17 feet, 9 inches
1986-87 through 2007-08 distance 19 feet, 9 inches
2008-09 to present distance 20 feet, 9 inches

MOST THREE-POINT FIELD GOALS MADE

17 vs. Florida State, Jan. 25, 1995 (17 of 25)
16 at Maryland, Feb. 3, 2009 (16 of 25)
16 vs. North Carolina A & T, Dec. 27, 2001 (16 of 33)
15 vs. Mississippi State, Nov. 19, 2012 (15 of 32) in Maui
14 on eight occasions, most recently vs. Virginia Tech, Jan. 26, 2017 (14 of 30)

TEAM RECORDS: SINGLE-GAME



Cathy Images

Rasheed Wallace (right) and UNC scored a school-record 129 points vs. VMI on December 17, 1994.



Bob Dornan/USA Today Images

Carolina protected the ball and committed just four turnovers in the 2017 NCAA title game vs. Gonzaga, the second-best performance in school NCAA history.

FEWEST THREE-POINT FIELD GOALS MADE

- 0 vs. Princeton, Dec. 13, 1997 (0 for 4)
- 0[^] vs. Alabama, March 21, 1992 (0 for 6) in Cincinnati, Ohio
- 0 at Duke, Jan. 18, 1989 (0 for 2)
- 0 at NC State, Jan. 24, 1988 (0 for 2)
- 0 vs. Fordham, Jan. 6, 1988 (0 for 1) in Greensboro
- 1 on numerous occasions (most attempts with one made three-pointer is 16 vs. LSU on Dec. 18, 1996, in Greenboro)

MOST THREE-POINT ATTEMPTS

- 35 vs. Davidson, Jan. 8, 2003 (13 of 35)
- 34 at Clemson, Feb. 15, 2003 (12 of 34)
- 34 vs. Wake Forest, Feb. 2, 2003 (10 of 34)
- 34 vs. Hampton, Nov. 16, 2001 (6 of 34)
- 33 vs. N.C. A&T, Dec. 27, 2001 (16 of 33)

FEWEST THREE-POINT ATTEMPTS

- 1 vs. Fordham, Jan. 6, 1988 (0 for 1) in Greensboro
- 2 at Duke, Jan. 18, 1989 (0 for 2)
- 2 at NC State, Jan. 24, 1988 (0 for 2)
- 3 vs. Duke, Feb. 5, 1998 (2 for 3)
- 3 at Duke, March 4, 1990 (1 for 3)
- 4 on seven occasions

HIGHEST THREE-POINT PERCENTAGE (min. 5 three-pointers made)

- .889 vs. Stetson, Dec. 3, 1986 (8 of 9)
- .875 vs. Texas, Dec. 5, 1992 (7 of 8) in Charlotte
- .857 at Virginia, Jan. 14, 1987 (6 of 7)
- .833 vs. NC State, Jan. 5, 1994 (5 of 6)
- .800 at Duke, March 5, 1983 (12 of 15)

HIGHEST THREE-POINT PERCENTAGE (min. 10 three-pointers made)

- .733 vs. Wake Forest, Feb. 22, 2014 (11 of 15)
- .706 vs. Hofstra, Nov. 18, 2010 (12 of 17) in San Juan, P.R.
- .688 at Appalachian State, Nov. 17, 2000 (11 of 16)
- .680 vs. Florida State, Jan. 25, 1995 (17 of 25)
- .667 at Old Dominion, Dec. 29, 1994 (10 of 15)
- .667 vs. Clemson, Feb. 21, 1987 (12 of 18)

HIGHEST THREE-POINT PERCENTAGE (min. 10 three-point attempts)

- .800 at Duke, March 5, 1983 (12 of 15)
- .733 vs. Wake Forest, Feb. 22, 2014 (11 of 15)
- .706 vs. Hofstra, Nov. 18, 2010 (12 of 17) in San Juan, P.R.
- .700 vs. Maryland, Feb. 10, 2001 (7 of 10)
- .700[^] vs. Oklahoma, March 17, 1990 (7 of 10) in Austin, Texas
- .692 at Alabama, Nov. 30, 1989 (9 of 13)

HIGHEST THREE-POINT PERCENTAGE (min. 20 three-point attempts)

- .680 vs. Florida State, Jan. 25, 1995 (17 of 25)
- .640 vs. Maryland, Feb. 3, 2009 (16 of 25)
- .619 at Florida State, Jan. 22, 2006 (13 of 21)
- .609 at Virginia, Jan. 29, 2005 (14 of 23)
- .585^{*} vs. Clemson, March 11, 1983 (14 of 24) in Atlanta, Ga.

LOWEST THREE-POINT PERCENTAGE (min. 10 three-point attempts)

- .063 vs. LSU, Dec. 18, 1996 (1 for 16) in Greensboro
- .071 vs. Duke, March 9, 2013 (1 for 14)
- .077 vs. Duke, Feb. 17, 2016 (1 for 16)
- .083 at UAB, Dec. 1, 2013 (1 of 12)
- .083 vs. Gardner-Webb, Nov. 9, 2012 (1 for 12)
- .083^{*} vs. Wake Forest, March 10, 2000 (1 for 12) in Charlotte

MOST REBOUNDS

- 78 vs. Furman, Dec. 4, 1956
- 72 vs. Nicholls, Dec. 19, 2011
- 72 vs. Clemson, Dec. 4, 1954
- 69 vs. Tulane, Dec. 9, 1966
- 68 at VMI, Dec. 15, 1996
- 68 vs. LSU, Jan. 3, 1956
- 68 vs. Georgia Tech, Dec. 9, 1955 in Charlotte

MOST OFFENSIVE REBOUNDS (STATISTIC FIRST KEPT IN 1986-87)

- 32 at Pittsburgh, Dec. 20, 1993
- 31 vs. Nicholls, Dec. 19, 2011
- 30 vs. Mississippi Valley State, Nov. 20, 2011
- 28 vs. Boston College, Jan. 4, 2009
- 28 vs. LSU, Dec. 19, 1996, in Greensboro

MOST DEFENSIVE REBOUNDS (STATISTIC FIRST KEPT IN 1986-87)

- 47[^] vs. Loyola Marymount, March 19, 1988 in Salt Lake City, Utah
- 42[^] vs. Long Island, March 25, 2011 in Newark, N.J.
- 42 vs. Oregon, Nov. 25, 2008 in Maui
- 42[^] vs. Navy, March 15, 1998 in Hartford, Conn.
- 42 at VMI, Dec. 15, 1996

MOST ASSISTS

- 41 vs. Manhattan, Dec. 27, 1985 in Miami, Fla. (*Tied NCAA Record*)
- 41 vs. Rice, Dec. 2, 1971
- 40 at East Tennessee State, Dec. 20, 1975
- 40 vs. Dartmouth, Dec. 5, 1972 in Greensboro
- 39 vs. Howard, Nov. 29, 1975

MOST TURNOVERS

- 36[^] vs. Drake, March 22, 1969, in Louisville, Ky.
- 34 at NC State, Feb. 15, 1966
- 29 vs. Miami, Dec. 4, 2000
- 29 vs. Temple, Feb. 21, 1988
- 28 vs. Kentucky, Dec. 10, 1990
- 28 vs. Connecticut, Dec. 6, 1990
- 28 vs. South Carolina, Nov. 30, 1990 in Charlotte
- 28 at Hawaii-Loa, Nov. 29, 1986

FEWEST TURNOVERS

- 2[^] vs. Fairfield, March 13, 1997, in Winston-Salem
- 3 at Duke, Feb. 9, 2017
- 3^{*} vs. Virginia, March 7, 1982, in Greensboro
- 4[^] vs. Gonzaga, April 3, 2017, in Phoenix
- 4[^] vs. Wisconsin, March 26, 2015, in Los Angeles
- 4 at Pitt, Feb. 14, 2015

MOST BLOCKED SHOTS

- 18 vs. Stanford, Dec. 20, 1985 (*ties ACC record*)
- 15 vs. Northern Kentucky, Dec. 27, 2013
- 15 at Duke, March 8, 2008
- 14 vs. VMI, Dec. 17, 1994
- 14 vs. Virginia, Feb. 19, 1994
- 14 vs. NC State, Jan. 5, 1994

MOST STEALS

- 23 at Tulane, Feb. 14, 1976
- 21 vs. The Citadel, Nov. 24, 1991
- 21 vs. Clemson, Jan. 5, 1977 in Greensboro
- 20 on five occasions, most recently vs. UNC Asheville, Dec. 28, 2005

MOST PERSONAL FOULS

- 38 vs. NC State, Jan. 19, 1954
- 36[^] vs. Texas A&M, March 9, 1980 in Denton, Texas
- 34 at Maryland, Feb. 17, 1971
- 33 at Louisville, Jan. 31, 2015
- 33^{*} vs. Maryland, March 8, 1958 in Raleigh

FEWEST PERSONAL FOULS

- 5 vs. Princeton, Dec. 22, 1996
- 6 vs. UNC Asheville, Dec. 28, 1995
- 6 vs. NC State, Jan. 4, 1974 in Greensboro
- 7 vs. Kent State, Jan. 2, 2008
- 7 at Virginia, Feb. 11, 1998
- 7 vs. Stetson, Dec. 3, 1987
- 7 vs. Manhattan, Dec. 27, 1985 in Miami, Fla.

MOST OVERTIMES

- 4 at Tulane, Feb. 14, 1976 (W, 113-106) (*ties ACC record*)
- 3 vs. Wake Forest, Dec. 20, 2003 (L, 114-119)
- 3 vs. Tulane, Nov. 30, 1982 (W, 70-68)
- 3 at Duke, March 2, 1968 (L, 86-87)
- 3[^] vs. Kansas, March 23, 1957 (W, 54-53) in Kansas City, Mo.
- 3[^] vs. Michigan State, March 22, 1957 (W, 74-70) in Kansas City, Mo.

TEAM RECORDS: SEASON

MOST GAMES PLAYED

40 in 2016-17 (33-7)
40 in 2015-16 (33-7)
39 in 2007-08 (36-3)
38 six times (2014-15, 2011-12, 2008-09, 2006-07, 1997-98, 1992-93)

MOST WINS (30 or more)

36 in 2007-08 (36-3)
34 in 2008-09 (34-4)
34 in 1997-98 (34-4)
34 in 1992-93 (34-4)
33 in 2016-17 (33-7)
33 in 2015-16 (33-7)
33 in 2004-05 (33-4)
32 in 2011-12 (32-6)
32 in 1986-87 (32-4)
32 in 1981-82 (32-2)
32 in 1956-57 (32-0)
31 in 2006-07 (31-7)
30 in 1945-46 (30-5)

MOST WINS WITHOUT A LOSS IN A SEASON

32 in 1956-57 (Ties NCAA Record w/ Indiana, 1975-76)
--

MOST CONSECUTIVE WINS

37 (32 games in 1956-57 and five games in 1957-58) (ACC Record)
34 (1923-25)
21 (1985-86)
21 (1983-84)
20 (1967-68)

MOST LOSSES

20 in 2001-02 (8-20)
17 in 2009-10 (20-17)
16 in 2002-03 (19-16)
15 in 1951-52 (12-15)
15 in 1950-51 (12-15)

MOST POINTS SCORED

3,454 in 2007-08
3,413 in 2008-09
3,377 in 2016-17
3,331 in 1988-89
3,311 in 2015-16

HIGHEST SCORING AVERAGE/GAME

91.3 in 1986-87 (3,285 points in 36 games)
90.0 in 1988-89 (3,331 points in 37 games)
89.9 in 2008-09 (3,413 points in 38 games)
89.1 in 1971-72 (2,762 points in 31 games)
88.9 in 1969-70 (2,399 points in 27 games)
88.9 in 1968-69 (2,844 points in 32 games)

HIGHEST AVERAGE SCORING MARGIN

17.8 points in 2008-09 (89.8-72.0)
17.8 points in 1992-93 (86.1-68.3)
17.7 points in 2004-05 (88.0-70.3)
17.7 points in 1971-72 (89.1-71.4)
17.6 points in 1985-86 (86.6-69.0)

LOWEST SCORING AVERAGE/GAME IN ACC ERA

66.7 in 1981-82 (2,269 points in 34 games)
68.5 in 1953-54 (1,439 points in 21 games)
71.4 in 1998-99 (2,428 points in 34 games)
71.8 in 1957-58 (1,867 points in 26 games)
71.9 in 1980-81 (2,660 points in 37 games)
71.9 in 1958-59 (1,797 points in 25 games)

LOWEST SCORING AVERAGE/GAME IN SHOT CLOCK ERA

(beginning with 1985-86 season)

71.4 in 1998-99 (2,428 points in 34 games)
72.2 in 2001-02 (2,022 points in 28 games)
72.2 in 2002-03 (2,524 points in 35 games)
74.5 in 2009-10 (2,758 points in 37 games)
75.4 in 1999-2000 (2,715 points in 36 games)

MOST POINTS ALLOWED

2,949 in 1988-89
2,828 in 2007-08
2,824 in 2016-17
2,801 in 2015-16
2,735 in 2008-09

HIGHEST SCORING AVERAGE/GAME ALLOWED

79.7 in 1988-89 (2,949 points in 37 games)
78.9 in 2001-02 (2,208 points in 28 games)
78.8 in 1969-70 (2,128 points in 27 games)
78.0 in 1974-75 (2,417 points in 31 games)
77.9 in 1989-90 (2,650 points in 34 games)

MOST FIELD GOALS MADE

1,250 in 2007-08 (ACC record)
1,238 in 1986-87
1,235 in 2015-16
1,228 in 1988-89
1,226 in 2016-17

MOST FIELD GOALS ATTEMPTED

2,633 in 2016-17
2,564 in 2007-08
2,561 in 2015-16
2,509 in 2008-09
2,473 in 2011-12

HIGHEST FIELD GOAL PERCENTAGE

.559 in 1985-86 (1,197 of 2,140) (ACC Record)
.543 in 1983-84 (966 of 1,779)
.540 in 1984-85 (1,039 of 1,925)
.537 in 1986-87 (1,238 of 2,304)
.537 in 1976-77 (1,054 of 1,961)

MOST FREE THROWS MADE

817 in 1956-57
739 in 2008-09
738 in 2007-08
724 in 2004-05
700 in 1971-72

MOST FREE THROWS ATTEMPTED

1,167 in 1956-57 (ACC Record)
1,108 in 1993-94
998 in 2004-05
983 in 2008-09
975 in 2007-08

HIGHEST FREE THROW PERCENTAGE

.783 in 1983-84 (551 of 704)
.761 in 1984-85 (569 of 748)
.758 in 1959-60 (542 of 715)
.757 in 2007-08 (738 of 975)
.752 in 2008-09 (739 of 983)

LOWEST FREE THROW PERCENTAGE IN ACC ERA

.626 in 2013-14 (552 of 882)
.629 in 1953-54 (441 of 701)
.653 in 2009-10 (558 of 854)
.657 in 1977-78 (497 of 756)
.657 in 1963-64 (399 of 607)

MOST THREE-POINT FIELD GOALS MADE

290 in 2002-03
283 in 2016-17
277 in 2004-05
272 in 2012-13
266 in 1994-95

MOST THREE-POINT FIELD GOALS ATTEMPTED

822 in 2002-03
798 in 2016-17
723 in 2012-13
687 in 2004-05
685 in 2015-16

HIGHEST THREE-POINT FIELD GOAL PERCENTAGE

.437 in 1982-83 (132 of 302)
.436 in 1986-87 (213 of 488)
.430 in 1987-88 (169 of 393)
.410 in 1994-95 (266 of 648)
.403 in 2004-05 (277 of 687)

LOWEST THREE-POINT FIELD GOAL PERCENTAGE

.327 in 2015-16 (224 of 685)
.328 in 2010-11 (190 of 580)
.329 in 2009-10 (176 of 535)
.330 in 1993-94 (144 of 437)



J.D. Lyon Jr.

Carolina played a school-record 40 games in each of the last two seasons.

.343 in 1999-2000 (169 of 492)

MOST REBOUNDS

1,749 in 2016-17
1,711 in 2011-12
1,695 in 2007-08
1,624 in 2015-16
1,597 in 2008-09

HIGHEST REBOUNDING AVERAGE PER GAME

49.9 in 1960-61 (1,148 rebounds, 23 games)
48.8 in 1963-64 (1,171 rebounds, 24 games)
48.1 in 1955-56 (1,106 rebounds, 23 games)
47.2 in 1967-68 (1,511 rebounds, 32 games)
47.0 in 1966-67 (1,505 rebounds, 32 games)

HIGHEST REBOUNDING MARGIN

12.3 in 2016-17 (43.7 to 31.4)
11.0 in 2007-08
10.8 in 1956-57
10.4 in 2011-12
9.8 in 1960-61

MOST ASSISTS

855 in 1972-73 (ACC Record)
800 in 1985-86
788 in 1988-89
782 in 1986-87
722 in 2016-17

HIGHEST ASSIST AVERAGE PER GAME

25.9 in 1972-73 (855 assists, 33 games) (ACC Record)
24.2 in 1973-74 (677 assists, 28 games)
23.5 in 1985-86 (800 assists, 34 games)
22.0 in 1971-72 (683 assists, 31 games)
21.7 in 1986-87 (782 assists, 36 games)

MOST BLOCKED SHOTS

221 in 2011-12
219 in 1993-94
209 in 2009-10
204 in 2010-11
196 in 2008-09

MOST STEALS

362 in 2004-05
357 in 1992-93
356 in 1976-77
325 in 2008-09
319 in 1986-87

MOST PERSONAL FOULS

738 in 2014-15
718 in 2015-16
712 in 2016-17
699 in 1974-75
690 in 2013-14

SCORING RECORDS



Lennie Rosenbluth (center) posted five 40-point scoring games in his career.

SINGLE-GAME

MOST POINTS SCORED (40 or more)

49	Bob Lewis vs. Florida State, Dec. 16, 1965
48	Billy Cunningham vs. Tulane, Dec. 10, 1964
47	Lennie Rosenbluth vs. Furman, Dec. 3, 1956
45	Lennie Rosenbluth vs. Clemson, March 7, 1957, in Raleigh
45	Lennie Rosenbluth vs. William & Mary, Feb. 7, 1956
45*	Lennie Rosenbluth at Clemson, Jan. 14, 1956
45	George Glamack vs. Clemson, Feb. 10, 1941
43	Charles Scott vs. Wake Forest, Jan. 17, 1970
43	Bob Lewis vs. Richmond, Dec. 8, 1965
42	Shammond Williams at Georgia Tech, Feb. 8, 1998
41	Kenny Smith at Clemson, Jan. 28, 1987
41*	Charles Scott vs. Virginia, March 5, 1970, in Charlotte
40*	Harrison Barnes vs. Clemson, March 12, 2011 in Greensboro
40	Tyler Hansbrough vs. Georgia Tech, Feb. 15, 2006
40*	Charles Scott vs. Duke, March 8, 1969, in Charlotte
40	Billy Cunningham vs. Maryland, Jan. 13, 1964
40	Lennie Rosenbluth at Duke, March 1, 1957

MOST 40-POINT GAMES, CAREER

5	Lennie Rosenbluth (47, 45, 45, 45, 40)
3	Charles Scott (43, 41, 40)
2	Bob Lewis (49, 43)
2	Billy Cunningham (48, 40)
1	Harrison Barnes (40), Tyler Hansbrough (40), Shammond Williams (42), Kenny Smith (41), George Glamack (45)

MOST CONSECUTIVE 40-POINT GAMES

2	Lennie Rosenbluth (40 at Duke, March 1, 1957; *45 vs. Clemson, March 7, 1957 in Raleigh)
---	--

MOST CONSECUTIVE 30-POINT GAMES

5	Bob Lewis (34 vs. William and Mary, Dec. 4, 1965; 30 at Ohio State, Dec. 6, 1965; 43 vs. Richmond, Dec. 8, 1965; 33 at Vanderbilt, Dec. 11, 1965; 49 vs. Florida State, Dec. 16, 1965)
4	Charles Scott, 1969-70
3	Lennie Rosenbluth, 1956-57 (twice)
2	Antawn Jamison, 1997-98
2	Hubert Davis, 1991-92
2	Brad Daugherty, 1985-86
2	Phil Ford, 1977-78
2	Dennis Wuycik, 1970-71
2	Charles Scott, 1969-70
2	Larry Miller, 1966-67 (twice)
2	Bob Lewis, 1965-66 (twice)
2	Billy Cunningham in 1964-65 (twice)
2	York Larese in 1960-61
2	Lennie Rosenbluth, 1956 -57

TWO TAR HEELS SCORING 30 POINTS IN SAME GAME

Jan. 4, 2016 at Florida State (Brice Johnson 39, Marcus Paige 30)
Feb. 8, 1998 at Georgia Tech (Shammond Williams 42, Antawn Jamison 31)
Dec. 8, 1965 vs. Richmond (Bob Lewis 43, Larry Miller 32)
Dec. 6, 1965 at Ohio State (Larry Miller 33, Bob Lewis 30)
Feb. 9, 1965 vs. Wake Forest (Billy Cunningham 35, Bob Lewis 35)
Jan. 16, 1965 at Virginia (Bob Lewis 35, Billy Cunningham 33)
Dec. 14, 1964 vs. Vanderbilt in Greensboro (Bob Lewis 31, Billy Cunningham 30)
Jan. 11, 1955 vs. Virginia (Lennie Rosenbluth 32, Tony Radovich 30)



Charles Scott (right, with Dean Smith) scored 731 points as a senior in 1969-70.

MOST 20-POINT GAMES, CAREER

78	Tyler Hansbrough, 2005-09 (<i>ACC record</i>)
63	Lennie Rosenbluth, 1954-57
60	Larry Miller, 1965-68
57	Phil Ford, 1974-78
50	Charles Scott, 1967-70
50	Billy Cunningham, 1962-65

MOST CONSECUTIVE 20-POINT GAMES

20	Lennie Rosenbluth in 1956-57
13	Charles Scott in 1969-70
13	Lennie Rosenbluth in 1955-56
12	Bob Lewis in 1965-66
10	Larry Miller in 1966-67

MOST POINTS SCORED — ACC REGULAR-SEASON GAME

45	Lennie Rosenbluth at Clemson, Jan. 14, 1956
----	---

MOST POINTS SCORED — ACC TOURNAMENT CAREER

196	Lennie Rosenbluth, 1954-57 (6 games)
-----	--------------------------------------

MOST POINTS SCORED — ACC TOURNAMENT GAME

45*	Lennie Rosenbluth vs. Clemson, quarterfinal, March 7, 1957, in Raleigh (<i>ACC record</i>)
-----	--

MOST POINTS SCORED — ACC CHAMPIONSHIP GAME

40*	Charles Scott vs. Duke, March 8, 1969, in Charlotte (<i>ACC record</i>)
-----	---

MOST POINTS SCORED — NCAA TOURNAMENT CAREER

325	Tyler Hansbrough, 2005-09 (17 games)
-----	--------------------------------------

MOST POINTS SCORED — NCAA TOURNAMENT GAME

39^	Al Wood vs. Virginia, March 28, 1981, NCAA semifinal in Philadelphia
39^	Lennie Rosenbluth vs. Canisius, March 15, 1957, East Regional semifinal in Philadelphia

MOST POINTS SCORED — NCAA CHAMPIONSHIP GAME

28^	James Worthy vs. Georgetown, March 29, 1982, in New Orleans
-----	---

MOST POINTS SCORED — SMITH CENTER GAME

40	Tyler Hansbrough vs. Georgia Tech, Feb. 15, 2006
----	--

MOST POINTS SCORED — BY A FRESHMAN

40*	Harrison Barnes vs. Clemson, March 12, 2011 in Greensboro (<i>ACC record</i>)
40	Tyler Hansbrough vs. Georgia Tech, Feb. 15, 2006 (<i>ACC record</i>)
31	Antawn Jamison at Maryland, Jan. 6, 1996
31^	J.R. Reid vs. Notre Dame, March 19, 1987, in East Rutherford, N.J.
31	J.R. Reid vs. NC State, Jan. 18, 1987
31^	Mike O'Koren vs. UNLV, March 26, 1977, in Atlanta, Ga.
31	Walter Davis vs. Duke, March 2, 1974

RECORD BOOK
SCORING RECORDS



Tyler Hansbrough is the leading scorer in Carolina and ACC history and led Carolina to the 2009 NCAA championship.



The 2016-17 Tar Heels featured 1,000-point scorers Justin Jackson, Kennedy Meeks, Joel Berry II and Isaiah Hicks.

Jeffrey Camarati

J.D. Lyon Jr.

SEASON

MOST POINTS SCORED – SEASON (600 or more)

895	Lennie Rosenbluth, 1956-57
882	Tyler Hansbrough, 2007-08
822	Antawn Jamison, 1997-98
740	Bob Lewis, 1965-66
731	Justin Jackson, 2016-17
731	Charles Scott, 1969-70
721	Michael Jordan, 1982-83
717	Larry Miller, 1967-68
714	Charles Scott, 1968-69
707	Hubert Davis, 1991-92
704	Tyler Hansbrough, 2008-09
700	Larry Miller, 1966-67
699	Tyler Hansbrough, 2006-07
690	Joseph Forte, 2000-01
687	Brad Daugherty, 1985-86
678	Brice Johnson, 2015-16
669	Al Wood, 1980-81
668	Antawn Jamison, 1996-97
652	Jerry Stackhouse, 1994-95
648	Harrison Barnes, 2011-12
647	Wayne Ellington, 2007-08
647	Sean May, 2004-05
637	Shammond Williams, 1997-98
625	Phil Ford, 1977-78
623	Brad Daugherty, 1984-85
623	Billy Cunningham, 1963-64
621	Tyler Zeller, 2011-12
617	Phil Ford, 1976-77
614	Lennie Rosenbluth, 1955-56
609	Billy Cunningham, 1964-65
607	Michael Jordan, 1983-84
604	Robert McAdoo, 1971-72
602	Wayne Ellington, 2008-09
600	Joseph Forte, 1999-2000
600	Eric Montross, 1992-93



Antawn Jamison, 1995-98

HIGHEST SCORING AVERAGE (20.0 points or more)

28.0	Lennie Rosenbluth, 1956-57
27.4	Bob Lewis, 1965-66
27.1	Charles Scott, 1969-70
26.7	Lennie Rosenbluth, 1955-56
26.0	Billy Cunningham, 1963-64
25.5	Lennie Rosenbluth, 1954-55
25.4	Billy Cunningham, 1964-65
23.1	York Larese, 1960-61
22.7	Billy Cunningham, 1962-63
22.6	Tyler Hansbrough, 2007-08
22.4	Larry Miller, 1967-68
22.3	Charles Scott, 1968-69
22.2	Antawn Jamison, 1997-98
21.9	Larry Miller, 1966-67
21.4	Hubert Davis, 1991-92
21.3	Pete Brennan, 1957-58
21.0	Bob Lewis, 1964-65
20.9	Joseph Forte, 2000-01
20.9	Larry Miller, 1965-66
20.8	Phil Ford, 1977-78
20.7	Tyler Hansbrough, 2008-09

20.6	George Glamack, 1940-41
20.4	Doug Moe, 1960-61
20.2	Brad Daugherty, 1985-86
20.0	Rashad McCants, 2003-04
20.0	Michael Jordan, 1982-83

MOST POINTS IN A SEASON (by class)

Senior	895 by Lennie Rosenbluth, 1956-57
Junior	882 by Tyler Hansbrough, 2007-08
Sophomore	721 by Michael Jordan, 1982-83
Freshman	600 by Joseph Forte, 1999-00

HIGHEST SCORING AVERAGE IN A SEASON (by class)

Senior	28.0 by Lennie Rosenbluth, 1956-57
Junior	27.4 by Bob Lewis, 1965-66
Sophomore	25.5 by Lennie Rosenbluth, 1954-55
Freshman	18.9 by Tyler Hansbrough, 2005-06

MOST POINTS BY TWO PLAYERS (same season)

1,529	Tyler Hansbrough (882) and Wayne Ellington (647), 2007-08
1,459	Antawn Jamison (822) and Shammond Williams (637), 1997-98
1,414	Antawn Jamison (822) and Vince Carter (592), 1997-98
1,366	Lennie Rosenbluth (895) and Pete Brennan (471), 1956-57
1,314	Michael Jordan (721) and Sam Perkins (593), 1982-83

MOST POINTS BY THREE PLAYERS (same season)

2,051	Antawn Jamison (822), Shammond Williams (637) and Vince Carter (592), 1997-98
1,976	Tyler Hansbrough (882), Wayne Ellington (647) and Danny Green (447), 2007-08
1,887	Tyler Hansbrough (704), Wayne Ellington (602), and Ty Lawson (581), 2008-09
1,790	Justin Jackson (731), Joel Berry (558) and Kennedy Meeks (501), 2016-17
1,777	Lennie Rosenbluth (895), Pete Brennan (471) and Tommy Kearns (411), 1956-57

HIGHEST AVERAGE BY TWO PLAYERS (same season)

48.3	Bob Lewis (27.4) and Larry Miller (20.9), 1965-66
46.4	Billy Cunningham (25.4) and Bob Lewis (21.0), 1964-65
43.5	York Larese (23.1) and Doug Moe (20.4), 1960-61
42.7	Lennie Rosenbluth (28.0) and Pete Brennan (14.7), 1956-57
41.1	Charles Scott (27.1) and Dennis Wuycik (14.0), 1969-70

HIGHEST AVERAGE BY THREE PLAYERS (same season)

58.1	Bob Lewis (27.4), Larry Miller (20.9), Tom Gauntlett (9.8), 1965-66
55.8	Larry Miller (22.4), Charles Scott (17.6), Rusty Clark (15.8), 1967-68
55.5	Lennie Rosenbluth (28.0), Pete Brennan (14.7), Tommy Kearns (12.8), 1956-57
55.1	Billy Cunningham (25.4), Bob Lewis (21.0), Ray Respass (8.7), 1964-65
55.1	York Larese (23.1), Doug Moe (20.4), Jim Hudock (11.6), 1960-61

SIX PLAYERS IN DOUBLE FIGURES (same season)

1988-89	J.R. Reid (15.9), Kevin Madden (14.6), Steve Bucknall (13.1), Jeff Lebo (12.2), Rick Fox (11.5) and Scott Williams (11.4)
---------	---

FIVE PLAYERS IN DOUBLE FIGURES (same season)

2008-09	Tyler Hansbrough (20.7), Ty Lawson (16.6), Wayne Ellington (15.8), Danny Green (13.1) and Deon Thompson (10.6)
2004-05	Sean May (17.5), Rashad McCants (16.0), Jawad Williams (13.1), Raymond Felton (12.9) and Marvin Williams (11.3)

SCORING RECORDS



Billy Cunningham (left, 1,709 career points) and Bob Lewis (1,836) outside Carmichael Auditorium during the arena's construction.

1994-95	Jerry Stackhouse (19.2), Rasheed Wallace (16.6), Donald Williams (15.5), Jeff McInnis (12.4) and Dante Calabria (10.5)
1986-87	Kenny Smith (16.9), Joe Wolf (15.2), J.R. Reid (14.7), Jeff Lebo (13.5) and Dave Popson (10.0)
1971-72	Robert McAdoo (19.5), Dennis Wuycik (18.0), George Karl (11.0), Bill Chamberlain (10.9) and Bobby Jones (10.2)
1958-59	York Larese (15.1), Lee Shaffer (13.2), Doug Moe (12.6), Harvey Salz (11.9) and Dick Kempley (10.6)

CAREER

MOST POINTS SCORED (1,000 points or more)

Rank	Name	Total Points
1.	2,872	Tyler Hansbrough, 2005-2009 (<i>ACC record</i>)
2.	2,290	Phil Ford, 1974-78
3.	2,145	Sam Perkins, 1980-84
4.	2,045	Lennie Rosenbluth, 1954-57
5.	2,015	Al Wood, 1977-81
6.	2,007	Charles Scott, 1967-70
7.	1,982	Larry Miller, 1965-68
8.	1,974	Antawn Jamison, 1995-98
9.	1,912	Brad Daugherty, 1982-86
10.	1,863	Walter Davis, 1973-77
11.	1,844	Marcus Paige, 2012-16
12.	1,836	Bobby Lewis, 1964-67
13.	1,788	Michael Jordan, 1981-84
14.	1,765	Mike O'Koren, 1976-80
15.	1,747	George Lynch, 1989-93
16.	1,721	Rashad McCants, 2002-05
17.	1,716	Brice Johnson, 2012-16
18.	1,709	Billy Cunningham, 1962-65
19.	1,703	Rick Fox, 1987-91
20.	1,694	Wayne Ellington, 2006-09
21.	1,636	Kenny Smith, 1983-87
22.	1,627	Eric Montross, 1990-94
23.	1,626	Justin Jackson, 2014-17
	1,626	Jawad Williams, 2001-05
25.	1,615	Hubert Davis, 1988-92
26.	1,611	Mitch Kupchak, 1972-76
27.	1,567	Jeff Lebo, 1985-89
28.	1,552	J.R. Reid, 1986-89
29.	1,508	Scott Williams, 1986-90
30.	1,501	Tyler Zeller, 2008-12
31.	1,492	Donald Williams, 1991-95
32.	1,482	Kennedy Meeks, 2013-17
33.	1,469	Dennis Wuycik, 1969-72
34.	1,447	Jason Capel, 1998-2002
35.	1,445	Shammond Williams, 1994-98
36.	1,414	Deon Thompson, 2006-10
37.	1,411	Brendan Haywood, 1998-2001
38.	1,392	Kris Lang, 1998-2002
39.	1,375	Ty Lawson, 2006-09
40.	1,368	Danny Green, 2005-09
41.	1,339	Rusty Clark, 1966-69
42.	1,334	Pete Brennan, 1955-58
43.	1,322	Al Lifson, 1952-55
44.	1,296	Kevin Madden, 1985-90
45.	1,293	George Karl, 1970-73

46.	1,290	Joseph Forte, 1999-01
47.	1,287	York Larese, 1958-61
48.	1,267	Vince Carter, 1995-98
49.	1,264	Bobby Jones, 1971-74
50.	1,261	Ed Cota, 1996-2000
51.	1,260	Raymond Felton, 2002-05
52.	1,258	Joel Berry II, 2014-present
53.	1,254	Ademola Okulaja, 1995-99
54.	1,232	James Michael McAdoo, 2011-14
55.	1,231	Joe Wolf, 1983-87
56.	1,228	Harrison Barnes, 2010-12
57.	1,219	James Worthy, 1979-82
58.	1,213	Sean May, 2002-05
59.	1,191	George Glamack, 1938-41
60.	1,187	Jerry Vayda, 1952-56
61.	1,165	Matt Doherty, 1980-84
62.	1,150	Pete Chilcutt, 1987-91
63.	1,128	Jeff McInnis, 1993-96
64.	1,124	John Henson, 2009-12
65.	1,113	Brian Reese, 1990-94
66.	1,112	Isaiah Hicks, 2013-17
67.	1,098	Dante Calabria, 1992-96
68.	1,080	Jerry Stackhouse, 1993-95
69.	1,069	Bill Bunting, 1966-69
70.	1,063	John "Hook" Dillon, 1944-48
71.	1,053	Lee Shaffer, 1957-60
72.	1,024	Cartwright Carmichael, 1920-24
73.	1,019	Lee Dedmon, 1968-71
74.	1,018	Vince Grimaldi, 1950-53
75.	1,010	Bob Paxton, 1944-48
76.	1,007	Tommy LaGarde, 1973-77

MOST POINTS SCORED BY YEARS PLAYED

Four-year career: 2,872 by Tyler Hansbrough, 2005-09

Three-year career: 2,045 by Lennie Rosenbluth, 1954-57

Two-year career: 1,290 by Joseph Forte, 1999-2001

HIGHEST SCORING AVERAGE, CAREER (15.0 or higher)

26.9	Lennie Rosenbluth, 1954-57
24.8	Billy Cunningham, 1962-65
22.1	Charles Scott, 1967-70
22.1	Bobby Lewis, 1964-67
21.8	Larry Miller, 1965-68
20.2	Tyler Hansbrough, 2005-09
19.5	Robert McAdoo, 1971-72
19.0	Antawn Jamison, 1995-98
18.7	Phil Ford, 1974-78
18.6	Joseph Forte, 1999-2001
17.9	York Larese, 1958-61
17.7	Michael Jordan, 1981-84
17.6	Rashad McCants, 2002-05
16.9	Dennis Wuycik, 1969-72
16.8	George Glamack, 1938-41
16.5	Doug Moe, 1958-61
16.4	Pete Brennan, 1955-58
16.4	Harrison Barnes, 2010-12
16.2	J.R. Reid, 1986-89
16.0	Al Wood, 1977-81
15.9	Sam Perkins, 1980-84
15.8	Sean May, 2002-05
15.7	Walter Davis, 1973-77
15.7	Jerry Stackhouse, 1993-95
15.1	Mike O'Koren, 1976-80

HIGHEST SCORING AVERAGE BY YEARS PLAYED

Four-year career: 20.2 by Tyler Hansbrough, 2005-09

Three-year career: 26.9 by Lennie Rosenbluth, 1954-57

Two-year career: 18.6 by Joseph Forte, 1999-2001

One-year career: 19.5 by Robert McAdoo, 1971-72

MISCELLANEOUS

MOST GAMES SCORING IN DOUBLE FIGURES (season)

39	Tyler Hansbrough, 2007-08
37	Justin Jackson, 2016-17
37	Brice Johnson, 2015-16
36	Antawn Jamison, 1997-98
36	Eric Montross, 1992-93

SCORING RECORDS**MOST GAMES SCORING IN DOUBLE FIGURES (career)**

133	Tyler Hansbrough, 2005-09 (ACC record)
118	Sam Perkins, 1980-84
112	Phil Ford, 1974-78
104	Al Wood, 1977-81
100	Mike O'Koren, 1976-80

MOST CONSECUTIVE GAMES IN DOUBLE FIGURES

64	Larry Miller (all 32 games in both 1966-67 and 1967-68)
55	Tyler Hansbrough
52	Charles Scott
43	Al Wood
40	Bob Lewis
40	Billy Cunningham

MOST POINTS IN A SEASON BY A FRESHMAN

600	Joseph Forte, 1999-2000
594	Rashad McCants, 2002-03
587	Tyler Hansbrough, 2005-06
580	Harrison Barnes, 2010-11
550	Sam Perkins, 1980-81

HIGHEST SCORING AVERAGE AS A FRESHMAN

18.9	Tyler Hansbrough, 2005-06
17.0	Rashad McCants, 2002-03
16.7	Joseph Forte, 1999-2000
16.4	Phil Ford, 1974-75
15.7	Harrison Barnes, 2010-11

MOST POINTS IN FIRST GAME AS A FRESHMAN

28	Rashad McCants vs. Penn State in Preseason NIT, Nov. 18, 2002
----	---

MOST DOUBLE-FIGURE GAMES TO START A FRESHMAN SEASON

20	Rashad McCants, 2002-03
----	-------------------------

DOUBLE-DOUBLES**MOST DOUBLE-DOUBLES, POINTS & REBOUNDS, CAREER**

60	Billy Cunningham, 1962-65
51	Antawn Jamison, 1995-98
47	Tyler Hansbrough, 2005-09
47	Sam Perkins, 1980-84
44	Mitch Kupchak, 1972-76

MOST DOUBLE-DOUBLES, POINTS & REBOUNDS, SEASON

23	Brice Johnson, 2015-16
22	Billy Cunningham, 1963-64
21	John Henson, 2010-11
21	Antawn Jamison, 1997-98
20	Mitch Kupchak, 1974-75
20	Billy Cunningham, 1962-63
20	Doug Moe, 1960-61

MOST CONSECUTIVE DOUBLE-DOUBLES, POINTS & REBOUNDS

40	Billy Cunningham, last 20 games in 1962-63 and first 20 games in 1963-64
11	Doug Moe, 1960-61
11	Doug Moe, last two games in 1959-60, first nine games in 1960-61
10	Billy Cunningham, 1964-65
9	John Henson, 2010-11

MOST DOUBLE-DOUBLES, POINTS & ASSISTS, CAREER

15	Phil Ford, 1974-78
13	Ed Cota, 1996-2000
11	Raymond Felton, 2002-05
8	Kendall Marshall, 2010-12
8	Kenny Smith, 1983-87

MOST DOUBLE-DOUBLES, POINTS & ASSISTS, SEASON

9	Phil Ford, 1975-76
6	Kendall Marshall, 2011-12
5	Raymond Felton, 2004-05
4	Raymond Felton (2002-03), Ed Cota (1999-2000), Jeff McInnis (1995-96), Kenny Smith (1986-87) and Phil Ford (1976-77)

MOST CONSECUTIVE DOUBLE-DOUBLES, POINTS & ASSISTS

3	Kendall Marshall, 2011-12
2	Ty Lawson, 2007-08
2	Raymond Felton (twice in 2002-03, once in 2004-05)



J.D. Lyon Jr.

Brice Johnson had 39 points and 23 rebounds at Florida State on Jan. 4, 2016, and averaged a double-double as a senior.

2	Ed Cota, 1996-97
2	Jeff McInnis, 1995-96
2	Steve Bucknall, 1988-89
2	Phil Ford (three times in 1975-76)

AVERAGED A DOUBLE-DOUBLE - SEASON

Brice Johnson	17.0 points & 10.4 rebounds, 2015-16
John Henson	11.7 points & 10.1 rebounds, 2010-11
Tyler Hansbrough	22.6 points & 10.2 rebounds, 2007-08
Sean May	17.5 points & 10.7 rebounds, 2004-05
Antawn Jamison	22.2 points & 10.5 rebounds, 1997-98
Mitch Kupchak	17.6 points & 11.3 rebounds, 1975-76
Mitch Kupchak	18.5 points & 10.8 rebounds, 1974-75
Bobby Jones	15.0 points & 10.5 rebounds, 1972-73
Robert McAdoo	19.5 points & 10.1 rebounds, 1971-72
Rusty Clark	15.8 points & 11.0 rebounds, 1967-68
Rusty Clark	13.9 points & 10.3 rebounds, 1966-67
Larry Miller	20.9 points & 10.3 rebounds, 1965-66
Billy Cunningham	25.4 points & 14.3 rebounds, 1964-65
Billy Cunningham	26.0 points & 15.8 rebounds, 1963-64
Billy Cunningham	22.7 points & 16.1 rebounds, 1962-63
Jim Hudock	14.9 points & 10.1 rebounds, 1961-62
Doug Moe	20.4 points & 14.0 rebounds, 1960-61
Lee Shaffer	18.2 points & 11.2 rebounds, 1959-60
Doug Moe	16.8 points & 11.3 rebounds, 1959-60
Pete Brennan	21.3 points & 11.7 rebounds, 1957-58
Pete Brennan	14.7 points & 10.4 rebounds, 1956-57
Lennie Rosenbluth	26.7 points & 11.5 rebounds, 1955-56
Lennie Rosenbluth	25.5 points & 11.7 rebounds, 1954-55

AVERAGED A DOUBLE-DOUBLE - CAREER

Sean May	15.8 points & 10.0 rebounds, 2002-05
Robert McAdoo	19.5 points & 10.1 rebounds, 1971-72
Rusty Clark	14.7 points & 10.2 rebounds, 1966-69
Billy Cunningham	24.8 points & 15.4 rebounds, 1962-65
Doug Moe	16.5 points & 10.6 rebounds, 1958-61
Pete Brennan	16.4 points & 10.5 rebounds, 1955-58
Lennie Rosenbluth	26.9 points & 10.4 rebounds, 1954-57



Steve Claris

Phil Ford holds Carolina records for most points/assists double-doubles in a career (15) and a season (nine, in 1975-76).

FIELD GOAL RECORDS

FIELD GOALS MADE

MOST FIELD GOALS MADE — GAME

21	Billy Cunningham vs. Tulane, Dec. 10, 1964
20	Lennie Rosenbluth vs. Furman, Dec. 4, 1956

MOST FIELD GOALS MADE — ACC TOURNAMENT GAME

19*	Lennie Rosenbluth vs. Clemson, quarterfinal, March 7, 1957, in Raleigh (<i>ACC Record</i>)
-----	--

MOST FIELD GOALS MADE — NCAA TOURNAMENT GAME

16^	Charles Scott vs. Drake, NCAA 3rd place, March 22, 1969, in Louisville, Ky.
-----	---

MOST FIELD GOALS MADE — SMITH CENTER GAME

16	Antawn Jamison vs. Maryland, Feb. 14, 1998
----	--

MOST FIELD GOALS MADE — SEASON

316	Antawn Jamison, 1997-98
305	Lennie Rosenbluth, 1956-57
290	Charles Scott, 1968-69
289	Tyler Hansbrough, 2007-08
284	Brad Daugherty, 1985-86
282	Michael Jordan, 1982-83
281	Charles Scott, 1969-70
278	Larry Miller, 1966-67
274	Al Wood, 1980-81
270	Antawn Jamison, 1996-97

MOST FIELD GOALS MADE — CAREER

939	Tyler Hansbrough, 2005-2009
865	Phil Ford, 1974-78
825	Al Wood, 1977-81
805	Charles Scott, 1967-70
787	Antawn Jamison, 1995-98
786	Sam Perkins, 1980-84
765	Larry Miller, 1965-68
760	Brad Daugherty, 1982-86
754	Walter Davis, 1973-77
721	Lennie Rosenbluth, 1954-57

MOST CONSECUTIVE FIELD GOALS MADE

16	Brad Daugherty in 1985-86 (<i>ACC record</i>)
16	Brice Johnson in 2015-16

MOST CONSECUTIVE FIELD GOALS MADE — GAME

13	Brad Daugherty vs. UCLA, Nov. 24, 1985
12	Scott Williams vs. Virginia, Jan. 13, 1990

FIELD GOALS ATTEMPTED

MOST FIELD GOALS ATTEMPTED — SEASON

631	Lennie Rosenbluth, 1956-57
611	Charles Scott, 1969-70
596	Justin Jackson, 2016-17
577	Charles Scott, 1968-69
558	Joseph Forte, 2000-01
553	Larry Miller, 1966-67
546	Antawn Jamison, 1997-98
545	Larry Miller, 1967-68
535	Tyler Hansbrough, 2007-08
527	Michael Jordan, 1982-83

MOST FIELD GOALS ATTEMPTED — CAREER

1,752	Tyler Hansbrough, 2005-09
1,678	Charles Scott, 1967-70
1,640	Phil Ford, 1974-78
1,571	Lennie Rosenbluth, 1954-57
1,498	Larry Miller, 1965-68
1,474	Al Wood, 1977-81
1,471	Marcus Paige, 2012-16
1,420	Walter Davis, 1973-77
1,387	Billy Cunningham, 1962-65
1,369	George Lynch, 1989-93



Sally Sather

Sam Perkins made 786 field goals in his career, earning first-team All-America honors three times along the way.

FIELD GOAL PERCENTAGE

HIGHEST FIELD GOAL PERCENTAGE — GAME
(min. 10 made)

1.000	Brad Daugherty vs. UCLA, Nov. 24, 1985 (13 of 13) (<i>ACC Record</i>)
**1.000	Scott Williams vs. Virginia, Jan. 13, 1990 (12 of 12)
1.000	Jeff McInnis vs. Cincinnati, Dec. 3, 1994, in Charlotte (10 of 10)

(**Record for an ACC game)

HIGHEST FIELD GOAL PERCENTAGE — SEASON

.697	Brendan Haywood, 1999-2000 (191 of 274) (<i>ACC record</i>)
.668	Bobby Jones, 1971-72 (127 of 190)
.654	Rasheed Wallace, 1994-95 (238 of 364)
.648	Brendan Haywood, 1998-99 (160 of 247)
.648	Brad Daugherty, 1985-86 (284 of 438)
.646	Brandan Wright, 2006-07 (228 of 353) (<i>ACC freshman record</i>)
.643	Mike O'Koren, 1977-78 (173 of 269)
.626	Sam Perkins, 1980-81 (199 of 318)
.625	Brad Daugherty, 1984-85 (238 of 381)
.624	Antawn Jamison, 1995-96 (201 of 322)

HIGHEST FIELD GOAL PERCENTAGE — CAREER
(min. 100 made and two seasons played)

Name (Years Played)	Made	Att.	Pct.
Brendan Haywood (1997-01)	541	849	.637
Rasheed Wallace (1993-95)	377	594	.635%
Brad Daugherty (1982-86)	760	1,226	.620
Bobby Jones (1971-74)	522	859	.608
J.R. Reid (1986-89)	584	972	.601
Warren Martin (1981-86)	256	431	.594
Dennis Wuycik (1969-72)	519	880	.590
Mitch Kupchak (1972-76)	651	1,110	.589
Eric Montross (1990-94)	626	1,070	.585
Tommy LaGarde (1973-77)	367	630	.583
Kevin Madden (1985-90)	519	893	.581
Antawn Jamison (1995-98)	787	1,364	.577
Sam Perkins (1980-84)	786	1,364	.576
Brice Johnson (2012-16)	714	1,242	.575
Mike O'Koren (1976-80)	643	1,124	.572
Isaiah Hicks (2013-17)	420	735	.571
Dave Chadwick (1968-71)	179	315	.568
Curtis Hunter (1982-87)	201	357	.563
Al Wood (1977-81)	825	1,474	.560
John Virgil (1976-80)	233	419	.556
Kennedy Meeks (2013-17)	608	1,097	.554
Scott Williams (1986-90)	595	1,080	.551
Joe Wolf (1983-87)	511	928	.551
Ed Davis (2008-2010)	210	383	.548
Vince Carter (1995-98)	481	880	.547
Charlie Shaffer (1961-64)	221	406	.544
Tyler Zeller (2008-12)	547	1010	.542

(\$ACC record)

THREE-POINT FIELD GOAL RECORDS

THREE-POINT FIELD GOALS MADE

MOST THREE-POINTERS — GAME

8	Rashad McCants vs. Clemson, March 2, 2004
8	Raymond Felton at NC State, Jan. 26, 2003
8	Shammond Williams at Georgia Tech, Feb. 8, 1998
8	Jeff McInnis at Clemson, Feb. 14, 1996
8	Dante Calabria vs. Florida State, Jan. 25, 1995
8	Hubert Davis at Florida State, Feb. 27, 1992

MOST THREE-POINTERS — HALF

7	Wayne Ellington vs. Miami, Jan. 17, 2009 (2 nd half)
6	Danny Green vs. UNC Asheville, Nov. 30, 2008 (2 nd half)
6	Hubert Davis at Florida State, Feb. 27, 1992 (2 nd half)

MOST THREE-POINTERS — ACC REGULAR SEASON GAME

8	Rashad McCants vs. Clemson, March 2, 2004
8	Raymond Felton at NC State, Jan. 26, 2003
8	Shammond Williams at Georgia Tech, Feb. 8, 1998
8	Jeff McInnis at Clemson, Feb. 14, 1996
8	Dante Calabria vs. Florida State, Jan. 25, 1995
8	Hubert Davis at Florida State, Feb. 27, 1992

MOST THREE-POINTERS — ACC TOURNAMENT GAME

6*	P.J. Hairston vs. Miami, final, March 17, 2013 in Greensboro
6*	Harrison Barnes vs. Clemson, semifinal, March 12, 2011 in Greensboro
6*	Jason Capel vs. Clemson, quarterfinal, March 9, 2001, in Atlanta

MOST THREE-POINTERS — NCAA TOURNAMENT GAME

6 [^]	Marcus Paige vs. Indiana, East Regional Semifinal, March 25, 2016, in Philadelphia
6 [^]	Shammond Williams vs. UNC Charlotte, East Regional 2 nd round, March 14, 1998, in Hartford, Conn.

MOST THREE-POINTERS — NCAA CHAMPIONSHIP GAME

5 [^]	Donald Williams vs. Michigan, April 5, 1993, in New Orleans, La.
----------------	--

MOST THREE-POINTERS — SMITH CENTER GAME

8	Rashad McCants vs. Clemson, March 2, 2004
8	Dante Calabria vs. Florida State, Jan. 25, 1995

MOST CONSECUTIVE GAMES WITH A THREE-POINTER

34	Rashad McCants (last 19 games in 2003-04, first 15 in 2004-05)
34	Shammond Williams (last 27 in 1996-97, first seven in 1997-98)
34	Hubert Davis (last 21 games in 1990-91, first 13 in 1991-92)
33	P.J. Hairston (last 33 games in 2012-13)
30	Marcus Paige (last 30 games in 2014-15)
28	Kenny Smith (first 28 games in 1986-87)

MOST CONSECUTIVE THREE-POINTERS MADE

12	Raymond Felton, 2004-05 (ACC Record)
----	--------------------------------------

MOST THREE-POINTERS — SEASON

105	Justin Jackson, 2016-17
95	Shammond Williams, 1996-97
94	Marcus Paige, 2014-15
89	P.J. Hairston, 2012-13
88	Joel Berry II, 2016-17
88	Reggie Bullock, 2012-13
87	Donald Williams, 1994-95
87	Kenny Smith, 1986-87
86	Marcus Paige, 2013-14
86	Shammond Williams, 1997-98

MOST THREE-POINTERS — CAREER

299	Marcus Paige, 2012-16
233	Shammond Williams, 1994-98
229	Wayne Ellington, 2006-09
221	Rashad McCants, 2002-05
221	Donald Williams, 1991-95
211	Jeff Lebo, 1985-89
197	Hubert Davis, 1988-92
193	Dante Calabria, 1992-96
188	Reggie Bullock, 2010-13
184	Danny Green, 2005-09

THREE-POINT FIELD GOALS ATTEMPTED

MOST THREE-POINT ATTEMPTS — GAME

14	Rashad McCants at Florida State, Jan. 22, 2004
14	Shammond Williams vs. Maryland, Jan. 8, 1997
14	Rick Fox vs. NC State, Feb. 6, 1991
14	Jeff Lebo vs. Iowa, Jan. 7, 1989
14	Jeff Lebo vs. Temple, Feb. 21, 1988
14	Kenny Smith vs. SMU, Dec. 30, 1986



Justin Jackson hit a school-record 105 three-pointers in 2016-17.

J.D. Lyon Jr.

MOST THREE-POINT ATTEMPTS — SEASON

284	Justin Jackson, 2016-17
238	Marcus Paige, 2014-15
230	Joel Berry II, 2016-17
227	Shammond Williams, 1996-97
225	P.J. Hairston, 2012-13
221	Marcus Paige, 2013-14
218	Donald Williams, 1994-95
215	Shammond Williams, 1997-98
213	Kenny Smith, 1986-87
208	Marcus Paige, 2015-16

MOST THREE-POINT ATTEMPTS — CAREER

798	Marcus Paige, 2012-16
578	Shammond Williams, 1994-98
577	Wayne Ellington, 2006-09
572	Donald Williams, 1991-95
533	Rashad McCants, 2002-05
498	Melvin Scott, 2001-05
496	Justin Jackson, 2016-17
493	Jeff Lebo, 1985-89
491	Danny Green, 2005-09
486	Reggie Bullock, 2010-13

THREE-POINT FIELD GOAL PERCENTAGE

HIGHEST THREE-POINT PCT. — GAME (min. 5 made)

1.000*	Jason Capel vs. Clemson, March 9, 2001 (6 of 6), in Atlanta, Ga. (ties ACC record)
1.000	Joel Berry II vs. Duke, March 4, 2017 (5 of 5)
1.000	Marcus Paige at NC State, Jan. 14, 2015 (5 of 5)
1.000 [^]	Hubert Davis vs. Eastern Michigan, March 22, 1991, in East Rutherford, N.J. (5 of 5)
1.000	Hubert Davis at Alabama, Nov. 30, 1989 (5 of 5)
.857	Dante Calabria vs. VMI, Dec. 17, 1994 (6 of 7)
.857	Michael Jordan vs. Georgia Tech, Jan. 29, 1983 (6 of 7), in Greensboro
.857	Jim Braddock vs. Rutgers, Jan. 5, 1983 (6 of 7), in Greensboro

HIGHEST THREE-POINT PCT. — SEASON (min. 50 made)

.496	Dante Calabria, 1994-95 (66 of 133)
.489	Hubert Davis, 1990-91 (64 of 131)
.472	Ty Lawson, 2008-09 (51 of 108)
.464	Jeff Lebo, 1987-88 (78 of 168)
.450	Jeff Lebo, 1986-87 (67 of 149)
.441	Wes Miller, 2005-06 (64 of 145)
.440	Raymond Felton, 2004-05 (70 of 159)
.438	Rick Fox, 1989-90 (70 of 160)
.436	Reggie Bullock, 2012-13 (88 of 202)
.431	Ademola Okulaja, 1998-99 (59 of 137)

HIGHEST THREE-POINT PCT. — CAREER (min. 100 made)

.435	Hubert Davis, 1988-92 (197 of 453)
.428	Jeff Lebo, 1985-89 (211 of 493)
.419	Reyshawn Terry, 2003-07 (103 of 246)
.415	Rashad McCants, 2002-05 (221 of 533)
.412	Dante Calabria, 1992-96 (193 of 469)
.403	Shammond Williams, 1994-98 (233 of 578)
.403	Ty Lawson, 2006-09 (112 of 278)
.397	Wayne Ellington, 2006-09 (229 of 577)
.397	Jeff McInnis, 1993-96 (138 of 348)
.388	Rick Fox, 1987-91 (153 of 394)

FREE THROW RECORDS



Tyler Hansbrough made 982 free throws in his career, more than any player in NCAA history.

FREE THROWS MADE

MOST FREE THROWS MADE — GAME

21	York Larese vs. Duke, Dec. 29, 1959, in Raleigh (<i>Ties ACC Record</i>)
20	Tyler Zeller vs. Maryland, Feb. 29, 2012
19	Lennie Rosenbluth vs. Clemson, Jan. 14, 1956

MOST FREE THROWS MADE — ACC TOURNAMENT GAME

17*	Charles Scott vs. Virginia, quarterfinal, March 5, 1970, in Charlotte (<i>ACC Record</i>)
-----	---

MOST FREE THROWS MADE — NCAA TOURNAMENT GAME

15*	Ty Lawson vs. Michigan State, April 6, 2009, in Detroit, Mich. (national championship game)
-----	---

MOST FREE THROWS MADE — SMITH CENTER

20	Tyler Zeller vs. Maryland, Feb. 29, 2012
17	Tyler Hansbrough vs. Clemson, Feb. 10, 2008
14	Tyler Hansbrough vs. Virginia Tech, Feb. 13, 2007
14	Tyler Hansbrough vs. Georgia Tech, Jan. 20, 2007
14	Tyler Hansbrough vs. Georgia Tech, Feb. 15, 2006
14	Tyler Hansbrough vs. NC State, Jan. 7, 2006

MOST CONSECUTIVE FREE THROWS MADE

41	Jeff Lebo (from Jan. 3 to March 12, 1989)
----	---

MOST FREE THROWS MADE — SEASON

304	Tyler Hansbrough, 2007-08 (<i>ACC record</i>)
285	Lennie Rosenbluth, 1956-57
249	Tyler Hansbrough, 2008-09
242	Tyler Hansbrough, 2006-07
222	Bob Lewis, 1965-66
214	Pete Brennan, 1957-58
191	Sean May, 2004-05
189	Lennie Rosenbluth, 1954-55
187	Tyler Hansbrough, 2005-06
185	Pete Brennan, 1956-57
185	Jerry Stackhouse, 1994-95

MOST FREE THROWS MADE — CAREER

982	Tyler Hansbrough, 2005-2009 (<i>NCAA record</i>)
603	Lennie Rosenbluth, 1954-57
561	Sam Perkins, 1980-84
560	Phil Ford, 1974-78
512	Bob Lewis, 1964-67
506	Pete Brennan, 1955-58
479	Mike O'Koren, 1976-80
452	Larry Miller, 1965-68
431	Dennis Wuycik, 1969-72
407	Tyler Zeller, 2008-12

FREE THROWS ATTEMPTED

MOST FREE THROWS ATTEMPTED — GAME

24	Billy Cunningham vs. Maryland, Jan. 13, 1964
24	Lennie Rosenbluth at Clemson, Jan. 14, 1956
23	Tyler Zeller vs. Maryland, Feb. 29, 2012

MOST FREE THROWS ATTEMPTED — ACC TOURNAMENT

21*	Charles Scott vs. Virginia (made 17), quarterfinal, March 5, 1970, in Charlotte
-----	---

MOST FREE THROWS ATTEMPTED — NCAA TOURNAMENT

19 ^A	Tyler Zeller vs. Long Island, East Regional 2nd round, March 25, 2011, in Charlotte
19 ^A	Tommy Kearns vs. Syracuse, East Regional final, March 16, 1957, in Philadelphia, Pa.

MOST FREE THROWS ATTEMPTED — SEASON

377	Tyler Hansbrough, 2007-08
376	Lennie Rosenbluth, 1956-57
315	Tyler Hansbrough, 2006-07
296	Tyler Hansbrough, 2008-09
291	Pete Brennan, 1957-58
276	Antawn Jamison, 1997-98
274	Bobby Lewis, 1965-66
262	Pete Brennan, 1956-57
260	Jerry Stackhouse, 1994-95
257	James Michael McAdoo, 2013-14

MOST FREE THROWS ATTEMPTED — CAREER

1,241	Tyler Hansbrough, 2005-09 (<i>ACC record</i>)
815	Lennie Rosenbluth, 1954-57
715	Pete Brennan, 1955-58
705	Sam Perkins, 1980-84
693	Phil Ford, 1974-78
661	Larry Miller, 1965-68
660	Mike O'Koren, 1976-80
660	Bobby Lewis, 1964-67
635	Antawn Jamison, 1995-98
633	Billy Cunningham, 1962-65

FREE THROW PERCENTAGE

HIGHEST FT PERCENTAGE — GAME (min. 15 made)

1.000	York Larese vs. Duke, Dec. 29, 1959 (21 of 21), in Raleigh (<i>ACC record</i>)
1.000	Phil Ford at NC State, Feb. 24, 1976 (16 of 16)

HIGHEST FT PERCENTAGE — NCAA TOURNAMENT GAME (min. 10 made)

1.000 ^A	Tyler Hansbrough vs. Radford, March 19, 2009 (12 of 12), in Greensboro, N.C.
--------------------	--

HIGHEST FT PERCENTAGE — SEASON (min. 75 made)

.911	Shammond Williams, 1997-98 (133 of 146)
.878	Jeff Lebo, 1987-88 (86 of 98)
.877	Marcus Paige, 2013-14 (128 of 146)
.876	Steve Hale, 1984-85 (85 of 97)
.871	Darrell Elston, 1973-74 (81 of 93)
.868	York Larese, 1959-60 (131 of 151)
.867	Joel Berry II, 2015-16 (91 of 105)
.865	Marcus Paige, 2014-15 (96 of 111)
.860	Kenny Smith, 1984-85 (98 of 114)
.858	Dennis Wuycik, 1970-71 (169 of 197)

HIGHEST FT PERCENTAGE — CAREER (min. 100 made)

Name (Years Played)	Made	Att.	Pct.
Shammond Williams (1994-98)	292	344	.849
Marvin Williams (2004-05)	138	163	.847
Danny Green (2005-2009)	202	239	.845
Marcus Paige (2012-16)	347	411	.844
Jeff Lebo (1985-89)	308	367	.839
Jim Braddock (1979-83)	106	127	.835
Dennis Wuycik (1969-72)	431	517	.834
Darrell Elston (1971-74)	125	150	.833
Ed Stahl (1972-75)	124	149	.832
Ranzino Smith (1984-88)	136	165	.824
Jason Capel (1998-02)	377	458	.823
Kenny Smith (1983-87)	293	356	.823
Hubert Davis (1989-92)	304	371	.819
Steve Hale (1982-86)	230	283	.813
Nate Britt (2013-17)	181	223	.812
Joseph Forte (1999-01)	221	273	.810
Wayne Ellington (2006-09)	233	288	.809
Phil Ford (1974-78)	560	693	.808
Joel Berry II (2014-present)	225	279	.808
P.J. Hairston (2011-13)	140	175	.800
Sam Perkins (1980-84)	561	705	.796
York Larese (1958-61)	351	441	.796
Tyler Hansbrough (2005-09)	982	1241	.791
Larry Brown (1960-63)	221	282	.784
Tony Radovich (1952-56)	216	276	.783
Ty Lawson (2006-09)	337	432	.780
George Karl (1970-73)	305	391	.780
Ray Respass (1962-65)	110	141	.780

REBOUNDING RECORDS

SINGLE-GAME

MOST REBOUNDS — GAME

30	Rusty Clark vs. Maryland, Feb. 21, 1968
28	Billy Cunningham vs. Maryland, Jan. 13, 1964
27	Billy Cunningham vs. Clemson, Feb. 16, 1963
25	Billy Cunningham vs. Tulane, Dec. 10, 1964
25	Lennie Rosenbluth vs. Virginia, Jan. 11, 1955
25	Lennie Rosenbluth vs. South Carolina, Dec. 9, 1954

MOST REBOUNDS — ACC REGULAR SEASON GAME

30	Rusty Clark vs. Maryland, Feb. 21, 1968
----	---

MOST REBOUNDS — ACC TOURNAMENT GAME

21*	Lee Shaffer vs. Clemson, quarterfinal, March 5, 1959, in Raleigh
-----	--

MOST REBOUNDS — ACC CHAMPIONSHIP GAME

19*	Pete Brennan vs. South Carolina, March 9, 1957, in Raleigh
-----	--

MOST REBOUNDS — NCAA TOURNAMENT GAME

22^	Tyler Zeller vs. Ohio, March 23, 2012, in St. Louis
-----	---

MOST REBOUNDS — GAME (by a freshman)

20	Antawn Jamison at Virginia, Jan. 17, 1996
----	---

MOST REBOUNDS — GAME (by a guard)

16	Joseph Forte at Duke, Feb. 1, 2001
----	------------------------------------

MOST REBOUNDS — SMITH CENTER

24	Sean May vs. Duke, March 6, 2005
21	Sean May vs. Akron, Dec. 14, 2003
21	Sean May vs. Duke, Feb. 5, 2004
19	Sean May vs. Kentucky, Dec. 4, 2004
19	Brice Johnson vs. Duke, Feb. 17, 2016

SEASON

MOST REBOUNDS — SEASON (300 or more)

416	Brice Johnson, 2015-16
399	Tyler Hansbrough, 2007-08
397	Sean May, 2004-05
389	Antawn Jamison, 1997-98
379	Billy Cunningham, 1963-64
378	Kennedy Meeks, 2016-17
374	John Henson, 2010-11
365	Tyler Zeller, 2011-12
365	George Lynch, 1992-93
349	Brad Daugherty, 1984-85
348	John Henson, 2011-12
348	Bobby Jones, 1972-73
344	Billy Cunningham, 1964-65
341	Rusty Clark, 1967-68
339	Billy Cunningham, 1962-63
334	Mitch Kupchak, 1974-75
332	Pete Brennan, 1956-57
330	Sam Perkins, 1982-83
330	Rusty Clark, 1966-67
329	Antawn Jamison, 1996-97
321	Doug Moe, 1960-61
316	Mitch Kupchak, 1975-76
312	Robert McAdoo, 1971-72
309	Antawn Jamison, 1995-96
306	Brad Daugherty, 1985-86
303	Pete Brennan, 1957-58
301	Tyler Hansbrough, 2006-07
301	James Worthy, 1980-81

HIGHEST REBOUNDING AVERAGE — SEASON

16.1	Billy Cunningham, 1962-63 (339 reb. in 21 games)
15.8	Billy Cunningham, 1963-64
14.3	Billy Cunningham, 1964-65
14.0	Doug Moe, 1960-61
11.7	Pete Brennan, 1957-58
11.7	Lennie Rosenbluth, 1954-55
11.6	Bud Maddie, 1952-53
11.5	Lennie Rosenbluth, 1955-56
11.3	Mitch Kupchak, 1975-76
11.3	Doug Moe, 1959-60



Billy Cunningham had 40 double-figure rebounding games in a row in 1962-63 and 1963-64.

CAREER

MOST REBOUNDS — CAREER (700 or more)

1,219	Tyler Hansbrough, 2005-09
1,167	Sam Perkins, 1980-84
1,097	George Lynch, 1989-93
1,062	Billy Cunningham, 1962-65
1,052	Kennedy Meeks, 2013-17
1,035	Brice Johnson, 2012-16
1,027	Antawn Jamison, 1995-98
1,006	Mitch Kupchak, 1972-76
1,003	Brad Daugherty, 1982-86
941	Eric Montross, 1990-94
929	Rusty Clark, 1966-69
890	Ademola Okulaja, 1995-99
885	John Henson, 2011-12
861	Scott Williams, 1986-90
854	Pete Brennan, 1955-58
839	Brendan Haywood, 1997-01
834	Larry Miller, 1965-68
817	Bobby Jones, 1971-74
815	Mike O'Koren, 1976-80
807	Jason Capel, 1998-02
790	Lennie Rosenbluth, 1954-57
788	Tyler Zeller, 2011-12
771	Sean May, 2002-05
766	Pete Chilcutt, 1987-91
743	Deon Thompson, 2006-10
731	J.R. Reid, 1986-89
729	Lee Dedmon, 1968-71

MOST REBOUNDS BY YEARS PLAYED

Four-year career:	1,219 by Tyler Hansbrough, 2005-09
Three-year career:	1,062 by Billy Cunningham, 1962-65
Two-year career:	511 by Rasheed Wallace, 1993-95

HIGHEST REBOUNDING AVERAGE — CAREER (10.0 or more)

15.4	Billy Cunningham, 1962-65 (1,062 in 69 games)
10.6	Doug Moe, 1958-61
10.5	Pete Brennan, 1955-58
10.4	Lennie Rosenbluth, 1954-57
10.2	Rusty Clark, 1966-69
10.0	Sean May, 2002-05
10.0	Bud Maddie, 1953-54

DOUBLE-DIGIT REBOUNDING GAMES

MOST GAMES IN DOUBLE-FIGURE REBOUNDS — SEASON

23	Brice Johnson, 2015-16
22	Billy Cunningham, 1963-64
21	Billy Cunningham, 1962-63
21	John Henson, 2010-11
21	Antawn Jamison, 1997-98

MOST GAMES IN DOUBLE-FIGURE REBOUNDS — CAREER

61	Billy Cunningham, 1962-65
----	---------------------------

CONSECUTIVE GAMES IN DOUBLE-FIGURE REBOUNDS

40	Billy Cunningham (last 20 games in 1962-63 and first 20 games in 1963-64)
----	---

ASSIST RECORDS



Kendall Marshall averaged an ACC-record 9.75 assists per game and won the Bob Cousy Award in 2011-12.

SINGLE-GAME

MOST ASSISTS — SINGLE GAME

18	Raymond Felton vs. George Mason, Dec. 7, 2003
17	Ed Cota vs. UNLV, Dec. 4, 1999, in Charlotte
17	Jeff Lebo vs. UT Chattanooga, Nov. 18, 1988
16	Kendall Marshall at Maryland, Feb. 4, 2012
16	Kendall Marshall vs. Long Beach State, Dec. 10, 2011
16	Kendall Marshall vs. Florida State, Feb. 6, 2011
15	Kendall Marshall vs. Tennessee State, Nov. 22, 2011
15	Kendall Marshall at UNC Asheville, Nov. 13, 2011
14	eight times, most recently by Kendall Marshall vs. South Carolina, Nov. 25, 2011, in Las Vegas

MOST ASSISTS — ACC REGULAR-SEASON GAME

16	Kendall Marshall at Maryland, Feb. 4, 2012
16	Kendall Marshall vs. Florida State, Feb. 6, 2011

MOST ASSISTS — ACC TOURNAMENT GAME

13*	Larry Brown vs. South Carolina, quarterfinal, Feb. 28, 1963, in Raleigh
-----	---

MOST ASSISTS — NCAA TOURNAMENT GAME

14^	Kendall Marshall vs. Long Island, East 2nd round, March 18, 2011, in Charlotte
12^	Kenny Smith vs. Notre Dame, 1987 East Regional semifinal, March 19, 1987, in East Rutherford, N.J.

MOST ASSISTS — SMITH CENTER GAME

18	Raymond Felton vs. George Mason, Dec. 7, 2003
17	Jeff Lebo vs. UT Chattanooga, Preseason NIT 1st round, Nov. 18, 1988

MOST ASSISTS BY A FRESHMAN — GAME

16	Kendall Marshall vs. Florida State, Feb. 6, 2011
14	Raymond Felton vs. Wyoming, March 24, 2003, NIT

MOST ASSISTS IN FIRST GAME AS A FRESHMAN

10	Raymond Felton vs. Penn State, Nov. 18, 2002, Preseason NIT (ties ACC record)
----	---

MOST ASSISTS IN TWO CONSECUTIVE GAMES

29	Kendall Marshall vs. Tennessee State (15) & South Carolina (14); vs. Long Beach State (16) & Appalachian State (13), 2011
----	---

MOST ASSISTS IN THREE CONSECUTIVE GAMES

41	Ed Cota vs. Appalachian State (14), at NC State (13) and vs. Florida State (14), 1997-98
----	--

MOST ASSISTS IN FOUR CONSECUTIVE GAMES

52	Kendall Marshall vs. UNC Asheville (15), Mississippi Valley State (8), Tennessee State (15) & South Carolina (14), Nov. 2011
----	--

MOST ASSISTS IN FIVE CONSECUTIVE GAMES

60	Kendall Marshall vs. UNC Asheville (15), Mississippi Valley State (8), Tennessee State (15), South Carolina (14) and UNLV (8), Nov. 2011
----	--

SEASON

MOST ASSISTS — SINGLE SEASON

351	Kendall Marshall, 2011-12 (ACC record, 4th-best NCAA history)
284	Ed Cota, 1999-2000
274	Ed Cota, 1997-98
249	Raymond Felton, 2004-05
238	Ed Cota, 1998-99
236	Raymond Felton, 2002-03
235	Kenny Smith, 1984-85
234	Ed Cota, 1996-97
230	Kendall Marshall, 2010-11
230	Ty Lawson, 2008-09

MOST ASSISTS — BY A FRESHMAN

236	Raymond Felton, 2002-03
234	Ed Cota, 1996-97
230	Kendall Marshall, 2010-11

HIGHEST ASSIST AVERAGE — SINGLE SEASON

9.75	Kendall Marshall, 2011-12 (351 assists in 36 games) (ACC record)
8.11	Ed Cota, 1999-2000 (284 assists in 35 games)
7.44	Ed Cota, 1998-99
7.41	Ed Cota, 1997-98
7.10	Raymond Felton, 2003-04

HIGHEST ASSIST AVERAGE — BY A FRESHMAN

6.88	Ed Cota, 1996-97 (234 assists in 34 games)
6.74	Raymond Felton, 2002-03
6.22	Kendall Marshall, 2010-11

CAREER

MOST ASSISTS — CAREER (500 or more)

1,030	Ed Cota, 1996-2000 (3rd in NCAA history)
768	Kenny Smith, 1983-87
753	Phil Ford, 1974-78
698	Raymond Felton, 2002-05
637	Derrick Phelps, 1990-94
629	King Rice, 1987-91
608	Ty Lawson, 2006-09
602	Marcus Paige, 2012-16
581	Kendall Marshall, 2010-12
580	Jeff Lebo, 1985-89
525	Jimmy Black, 1978-82
503	Steve Hale, 1982-86

MOST ASSISTS BY YEARS PLAYED

Four-year career:	1,030 by Ed Cota, 1996-2000
Three-year career:	698 by Raymond Felton, 2002-05
Two-year career:	581 by Kendall Marshall, 2010-12

HIGHEST ASSIST AVERAGE — CAREER

7.96	Kendall Marshall, 2010-12 (581 assists in 73 games)
7.46	Ed Cota, 1996-2000 (1,030 assists in 138 games)
6.9	Raymond Felton, 2002-05
6.1	Phil Ford, 1974-78
6.0	Kenny Smith, 1983-87
5.8	Ty Lawson, 2006-09
5.2	Larry Brown, 1960-63
4.8	Derrick Phelps, 1990-94
4.5	King Rice, 1987-91
4.4	Jeff McInnis, 1993-96
4.4	Jeff Lebo, 1985-89

MISCELLANEOUS

MOST GAMES WITH 10 OR MORE ASSISTS — SEASON

17	Kendall Marshall, 2011-12 (ACC record)
12	Ed Cota, 1999-2000
9	Phil Ford, 1975-76

MOST GAMES WITH 10 OR MORE ASSISTS — CAREER

32	Ed Cota, 1996-00
23	Kendall Marshall, 2010-12
18	Raymond Felton, 2002-05
16	Phil Ford, 1974-78
13	Kenny Smith, 1983-87

HIGHEST ASSIST-TURNOVER RATIO — SEASON

(min. 200 assists)

3.49	Ty Lawson, 2008-09 (230 assists, 66 turnovers)
3.48	Kendall Marshall, 2011-12 (351 assists, 101 turnovers)
2.72	King Rice, 1990-91 (207 assists, 76 turnovers)
2.57	Ty Lawson, 2006-07 (213 assists, 83 turnovers)
2.50	Kendall Marshall, 2010-11 (230 assists, 92 turnovers)

HIGHEST ASSIST-TURNOVER RATIO — CAREER

(min. 300 assists)


3.01	Kendall Marshall, 2010-12 (581 assists, 193 turnovers) (ACC record)
2.78	Ty Lawson, 2006-09 (608 assists, 219 turnovers)
2.21	Jeff Lebo, 1985-89 (580 assists, 263 turnovers)
2.20	Marcus Paige, 2012-16 (602 assists, 274 turnovers)
2.19	King Rice, 1987-91 (629 assists, 287 turnovers)
2.19	Ed Cota, 1996-2000 (1030 assists, 470 turnovers)

STEAL RECORDS



Andrew Clime/The Daily Tar Heel

The defense of Derrick Phelps was a key factor in the run to the 1993 NCAA title. Phelps tallied a UNC-record 247 steals from 1990-94.



Keith Worrill

George Lynch ranks second in Carolina history in steals.

SINGLE GAME

MOST STEALS — SINGLE GAME

9	Derrick Phelps at Georgia Tech, Feb. 2, 1992
8 [^]	Ty Lawson vs. Michigan State, April 6, 2009, in Detroit, Mich.
8	Tyler Hansbrough vs. UNC Asheville, Dec. 28, 2005
8	Derrick Phelps vs. Central Florida, Dec. 7, 1991
8	Dudley Bradley vs. Oregon State, Nov. 30, 1977
7	Ty Lawson vs. Michigan State, Dec. 3, 2008, in Detroit, Mich.
7	Derrick Phelps vs. Maryland, Feb. 10, 1994
7	George Lynch vs. Florida State, Jan. 27, 1993
7	Derrick Phelps vs. Cornell, Jan. 4, 1993
7	Derrick Phelps vs. Houston, Dec. 13, 1992
7	Jimmy Black vs. Tulsa, Dec. 3, 1981
7*	Dudley Bradley vs. Duke, March 3, 1979, in Greensboro
7	Dudley Bradley vs. Wake Forest, Dec. 1, 1978, in Greensboro

MOST STEALS — ACC REGULAR SEASON GAME

9	Derrick Phelps at Georgia Tech, Feb. 2, 1992
---	--

MOST STEALS — ACC TOURNAMENT GAME

*7	Dudley Bradley vs. Duke, championship, March 3, 1979, in Greensboro
----	---

MOST STEALS — NCAA TOURNAMENT GAME

*8	Ty Lawson vs. Michigan State, April 6, 2009, in Detroit, Mich. (national championship game)
----	---

MOST STEALS — SMITH CENTER GAME

8	Tyler Hansbrough vs. UNC Asheville, Dec. 28, 2005
8	Derrick Phelps vs. Central Florida, Dec. 7, 1991

MOST STEALS BY A FRESHMAN

8	Tyler Hansbrough vs. UNC Asheville, Dec. 28, 2005 (ACC freshman record)
---	---

SEASON

MOST STEALS — SINGLE SEASON

97	Dudley Bradley, 1978-79
89	George Lynch, 1992-93
82	Derrick Phelps, 1992-93
78	Derrick Phelps, 1991-92
78	Michael Jordan, 1982-83
78	Walter Davis, 1976-77
75	Ty Lawson, 2008-09
72	Raymond Felton, 2004-05
71	Walter Davis, 1975-76
70	Rick Fox, 1990-91

CAREER

MOST STEALS — CAREER

247	Derrick Phelps, 1990-94
241	George Lynch, 1989-93
203	Marcus Paige, 2012-16
197	Rick Fox, 1987-91
195	Kenny Smith, 1983-87
192	Ed Cota, 1997-00
191	Raymond Felton, 2002-05
190	Dudley Bradley, 1975-79
184	Ty Lawson, 2006-09
183	Mike O'Koren, 1976-80

MOST STEALS BY YEARS PLAYED

Four-year career:	247 by Derrick Phelps, 1990-94
Three-year career:	191 by Raymond Felton, 2002-05

BLOCKED SHOT RECORDS

Robert Crawford

SINGLE-GAME

MOST BLOCKED SHOTS — SINGLE GAME

10	Brendan Haywood vs. Miami (Fla.), Dec. 4, 2000
9	John Henson vs. Michigan State, Nov. 11, 2011, in San Diego, Calif. (on USS Carl Vinson)
9	Warren Martin vs. Stanford, Dec. 20, 1985

MOST BLOCKED SHOTS — ACC REGULAR-SEASON GAME

8	Warren Martin vs. NC State, Jan. 16, 1985
---	---

MOST BLOCKED SHOTS — ACC TOURNAMENT GAME

6*	Eric Montross vs. Florida State, quarterfinal, March 11, 1994, in Charlotte
----	---

MOST BLOCKED SHOTS — NCAA TOURNAMENT GAME

8^	Brice Johnson vs. Florida Gulf Coast, East first round, March 17, 2016, in Raleigh
----	--

MOST BLOCKED SHOTS — SMITH CENTER GAME

10	Brendan Haywood vs. Miami (Fla.), Dec. 4, 2000
----	--

SEASON

MOST BLOCKED SHOTS — SINGLE SEASON

120	Brendan Haywood, 2000-01
118	John Henson, 2010-11
101	John Henson, 2011-12
93	Rasheed Wallace, 1994-95
91	Brendan Haywood, 1999-2000
81	Warren Martin, 1985-86
81	Warren Martin, 1984-85
67	Sam Perkins, 1980-81
65	Ed Davis, 2008-09
65	Brandan Wright, 2006-07
65	Sam Perkins, 1982-83

MOST BLOCKED SHOTS PER GAME — SEASON

3.64	Brendan Haywood, 2000-01 (120 blocks in 33 games)
3.19	John Henson, 2010-11 (118 blocks in 37 games)
2.89	John Henson, 2011-12 (101 blocks in 35 games)
2.79	Warren Martin, 1985-86 (81 blocks in 29 games)
2.78	Ed Davis, 2009-10 (64 blocks in 23 games)

CAREER

MOST BLOCKED SHOTS — CAREER

304	Brendan Haywood, 1997-2001
279	John Henson, 2009-12
245	Sam Perkins, 1980-84
190	Warren Martin, 1981-86
174	Kevin Salvadori, 1990-94
169	Eric Montross, 1990-94
163	Brice Johnson, 2012-16
161	Scott Williams, 1986-90
156	Rasheed Wallace, 1993-95
155	Danny Green, 2005-09

MOST BLOCKED SHOTS BY YEARS PLAYED

Four-year career:	304 by Brendan Haywood, 1997-2001
Three-year career:	279 by John Henson, 2009-12
Two-year career:	156 by Rasheed Wallace, 1993-95

MOST BLOCKED SHOTS PER GAME — CAREER

2.56	John Henson, 2009-12 (279 blocks in 109 games)
2.26	Rasheed Wallace, 1993-95 (156 blocks in 69 games)
2.13	Brendan Haywood, 1997-2001 (304 blocks in 141 games)
2.11	Ed Davis, 2009-11 (129 blocks in 61 games)
1.81	Sam Perkins, 1980-84 (245 blocks in 135 games)



John Henson's 2.56 blocks per game in his career helped him to second place in UNC history in total blocks with 279.

Tom Copeland/Greensboro News & Record



Brendan Haywood owns Carolina's career, season and single-game blocked shot records.

MISCELLANEOUS RECORDS



Jeffrey Camarati

The 2009 senior class won 124 games, the most in Carolina history.



Jeffrey Camarati

Isaiah Hicks and Nate Britt played in a school-record 59 wins over ACC foes.

MOST GAMES PLAYED — SINGLE SEASON

40	Nate Britt, Justin Jackson, Kennedy Meeks, Seventh Woods in 2016-17
40	Joel Berry II, Isaiah Hicks, Justin Jackson, Brice Johnson, Theo Pinson in 2015-16
39	Tyler Hansbrough, Wayne Ellington, Danny Green, Deon Thompson, Marcus Ginyard in 2007-08
38	Ed Davis, Larry Drew II, Wayne Ellington, Bobby Frasor, Danny Green and Deon Thompson in 2008-09
38	Wayne Ellington, Tyler Hansbrough, Ty Lawson, Wes Miller, Alex Stepheson, Reyshawn Terry and Deon Thompson in 2006-07
38	Vince Carter, Brendan Haywood, Makhtar Ndiaye, Ademola Okulaja, Shammond Williams in 1997-98
38	George Lynch, Eric Montross, Henrik Rodl, Kevin Salvadori, Pat Sullivan in 1992-93
38	Harrison Barnes, Reggie Bullock, James Michael McAdoo, Justin Watts, Tyler Zeller in 2011-12

MOST GAMES PLAYED — CAREER

152	Deon Thompson, 2006-10 (<i>ACC record</i>)
151	Nate Britt, 2013-17
151	Isaiah Hicks, 2013-17
148	Brice Johnson, 2012-16
145	Danny Green, 2005-09
144	Kennedy Meeks, 2013-17
143	Marcus Ginyard, 2005-10
142	Tyler Hansbrough, 2005-09
141	Marcus Paige, 2012-16
141	Brendan Haywood, 1997-2001

MOST CAROLINA WINS PLAYED — SINGLE SEASON

36	Tyler Hansbrough, Wayne Ellington, Danny Green, Deon Thompson, Marcus Ginyard in 2007-08
34	George Lynch, Eric Montross, Henrik Rodl, Kevin Salvadori and Pat Sullivan in 1992-93
34	Vince Carter, Brendan Haywood, Makhtar Ndiaye, Ademola Okulaja and Shammond Williams in 1997-98
34	Ed Davis, Larry Drew II, Wayne Ellington, Bobby Frasor, Danny Green and Deon Thompson in 2008-09

MOST CAROLINA WINS PLAYED — CAREER

123	Danny Green, 2005-09 (23 in 2005-06, 30 in 2006-07, 36 in 2007-08, 34 in 2008-09)
121	Deon Thompson, 2006-10 (30 in 2006-07, 36 in 2007-08, 34 in 2008-09, 20 in 2009-10)
120	Tyler Hansbrough, 2005-09 (23 in 2005-06, 31 in 2006-07, 36 in 2007-08, 30 in 2008-09)
116	Nate Britt, 2013-17 (24 in 2013-14, 26 in 2014-15, 33 in 2015-16, 33 in 2016-17)
116	Isaiah Hicks, 2013-17 (24 in 2013-14, 26 in 2014-15, 33 in 2015-16, 33 in 2016-17)

**MOST ACC WINS PLAYED — CAREER
(includes ACC Tournament games)**

59	Nate Britt, 2013-17
59	Isaiah Hicks, 2013-17
58	Brice Johnson, 2012-16
58	Marcus Paige, 2012-16
58	Danny Green, 2005-09
58	Tyler Hansbrough, 2005-09

TRIPLE-DOUBLE

(10 or More Points, Rebounds and Blocked Shots in Same Game)

Brendan Haywood vs. Miami, Dec. 4, 2000 (18 points, 14 rebounds, 10 blocks)

TRIPLE-DOUBLE

(10 or More Points, Rebounds and Assists in Same Game)

Jason Capel vs. Buffalo, Dec. 17, 2000 (16 points, 11 rebounds, 10 assists)

(*Note: The *Charlotte Observer* reported that Billy Cunningham had 33 points, 16 rebounds and 11 assists vs. Virginia on Jan. 16, 1965. However, assists were not an official statistic at that point.)

**ONLY PLAYER IN NCAA HISTORY WITH
1,000 POINTS, 1,000 ASSISTS AND 500 REBOUNDS**

Ed Cota (1,261 points, 1,030 assists and 517 rebounds)

MOST WINS BY A CLASS (Four-year span)

124	2008-09
123	2007-08
121	2006-10
117	1983-84
116	2016-17
116	1988-89

MOST PERSONAL FOULS

443 Scott Williams (1986-90) (*ACC record*)

MOST GAMES PLAYED WITHOUT FOULING OUT

138 Ed Cota (1996-2000) (*NCAA record*)


TAR HEEL SINGLE-GAME BESTS

TOP 25 TAR HEEL SCORING GAMES

Pts.	Player	Opponent	Date and Site
49	Bob Lewis	Florida State	Dec. 16, 1965, in Chapel Hill
48	Billy Cunningham	Tulane	Dec. 10, 1964, in Chapel Hill
47	Lennie Rosenbluth	Furman	Dec. 4, 1956, in Chapel Hill
45*	Lennie Rosenbluth	Clemson	Mar. 7, 1957, at Raleigh, N.C.
45	Lennie Rosenbluth	William & Mary	Feb. 7, 1956, in Chapel Hill
45	Lennie Rosenbluth	Clemson	Jan. 14, 1956, at Clemson, S.C.
45	George Glamack	Clemson	Feb. 10, 1941, in Chapel Hill
43	Charles Scott	Wake Forest	Jan. 17, 1970, in Chapel Hill
43	Bob Lewis	Richmond	Dec. 8, 1965, in Chapel Hill
42	Shammond Williams	Georgia Tech	Feb. 8, 1998, at Atlanta, Ga.
41	Kenny Smith	Clemson	Jan. 28, 1987, at Clemson, S.C.
41*	Charles Scott	Virginia	Mar. 5, 1970, at Charlotte, N.C.
40*	Harrison Barnes	Clemson	Mar. 12, 2011, in Greensboro, N.C.
40	Tyler Hansbrough	Georgia Tech	Feb. 15, 2006, in Chapel Hill
40*	Charles Scott	Duke	Mar. 8, 1969, at Charlotte, N.C.
40	Billy Cunningham	Maryland	Jan. 13, 1964, in Chapel Hill
40	Lennie Rosenbluth	Duke	Mar. 1, 1957, at Durham, N.C.
39	Brice Johnson	Florida State	Jan. 4, 2016, at Tallahassee, Fla.
39	Tyler Hansbrough	Clemson	Feb. 10, 2008, in Chapel Hill
39	Michael Jordan	Georgia Tech	Jan. 29, 1983, at Greensboro, N.C.
39^	Al Wood	Virginia	Mar. 28, 1981, at Philadelphia, Pa.
39	Dennis Wuycik	Creighton	Dec. 12, 1970, at Charlotte, N.C.
39^	Lennie Rosenbluth	Canisius	Mar. 15, 1957, at Philadelphia, Pa.
39	Lennie Rosenbluth	William & Mary	Dec. 11, 1954, at Williamsburg, Va.
38	Joseph Forte	Tulsa	Nov. 11, 2000, in Chapel Hill
38	Larry Miller	Virginia	Jan. 28, 1967, in Chapel Hill
38	Billy Cunningham	Virginia	Feb. 23, 1965, in Chapel Hill
38*	Lennie Rosenbluth	South Carolina	Mar. 9, 1957, at Raleigh, N.C.

TOP 25 TAR HEEL REBOUNDING GAMES

Reb.	Player	Opponent	Date and Site
30	Rusty Clark	Maryland	Feb. 21, 1968, in Chapel Hill
28	Billy Cunningham	Maryland	Jan. 13, 1964, in Chapel Hill
27	Billy Cunningham	Clemson	Feb. 16, 1963, at Charlotte, N.C.
25	Billy Cunningham	Tulane	Dec. 10, 1964, in Chapel Hill
25	Billy Cunningham	South Carolina	Feb. 15, 1964, at Charlotte, N.C.
25	Billy Cunningham	Virginia Tech	Jan. 18, 1964, in Chapel Hill
25	Lennie Rosenbluth	Virginia	Jan. 11, 1955, in Chapel Hill
25	Lennie Rosenbluth	South Carolina	Dec. 9, 1954, in Chapel Hill
24	Sean May	Duke	Mar. 6, 2005, in Chapel Hill
24	Billy Cunningham	Georgia	Dec. 3, 1964, at Athens, Ga.
23	Brice Johnson	Florida State	Jan. 4, 2016, at Tallahassee, Fla.
23	Billy Cunningham	Virginia	Feb. 20, 1963, in Chapel Hill
23	Paul Likins	Clemson	Dec. 4, 1955, in Chapel Hill
23	Lennie Rosenbluth	Clemson	Dec. 4, 1955, in Chapel Hill
22^	Tyler Zeller	Ohio	Mar. 23, 2012, in St. Louis, Mo.
22	Billy Cunningham	Maryland	Feb. 18, 1964, at College Park, Md.
22	Pete Brennan	Wake Forest	Jan. 4, 1958, in Chapel Hill
22	Lennie Rosenbluth	William & Mary	Feb. 7, 1956, in Chapel Hill
21	Brice Johnson	Duke	March 5, 2016, in Chapel Hill
21	Sean May	Duke	Feb. 5, 2004, in Chapel Hill
21	Sean May	Akron	Dec. 14, 2003, in Chapel Hill
21	Mitch Kupchak	Tulane	Feb. 14, 1976, at New Orleans, La.
21	Bobby Jones	Duke	Jan. 20, 1973, in Chapel Hill
21	Billy Cunningham	South Carolina	Feb. 19, 1965, at Charlotte, N.C.
21	Billy Cunningham	South Carolina	Feb. 15, 1963, at Charlotte, N.C.
21	Doug Moe	Virginia	Jan. 14, 1961, at Charlottesville, Va.
21*	Lee Shaffer	Clemson	Mar. 5, 1959, at Raleigh, N.C.
21	Lennie Rosenbluth	Virginia	Jan. 10, 1956, in Chapel Hill



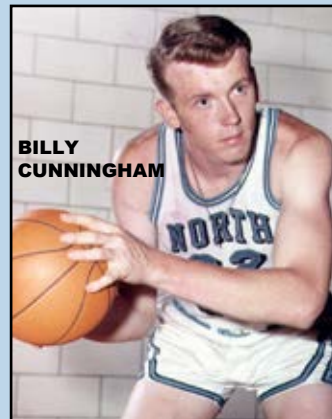
MITCH KUPCHAK

Steve Claris



KENDALL MARSHALL

Peyton Williams



BILLY CUNNINGHAM



KENNY SMITH

Sally Sather



Bob Lewis scored a school-record 49 points vs. Florida State in 1965.



Sean May had a career-high 24 rebounds in the win over Duke in 2005 in Chapel Hill.

Key to symbols: *ACC Tournament game ~NIT game
^NCAA Tournament game

TOP 25 TAR HEEL ASSIST GAMES

As.	Player	Opponent	Date and Site
18	Raymond Felton	George Mason	Dec. 7, 2003, in Chapel Hill
17	Ed Cota	UNLV	Dec. 4, 1999, at Charlotte, N.C.
17	Jeff Lebo	Chattanooga	Nov. 18, 1988, in Chapel Hill
16	Kendall Marshall	Maryland	Feb. 4, 2012, in College Park, Md.
16	Kendall Marshall	Long Beach State	Dec. 10, 2011, in Chapel Hill
16	Kendall Marshall	Florida State	Feb. 6, 2011, in Chapel Hill
15	Kendall Marshall	Tennessee State	Nov. 22, 2011, in Chapel Hill
15	Kendall Marshall	UNC Asheville	Nov. 13, 2011, in Asheville, N.C.
14	Kendall Marshall	South Carolina	Nov. 25, 2011, in Las Vegas, Nev.
14^	Kendall Marshall	Washington	Mar. 20, 2011, in Charlotte, N.C.
14~	Raymond Felton	Wyoming	Mar. 24, 2003, in Chapel Hill
14	Ed Cota	Florida State	Jan. 24, 1998, in Chapel Hill
14	Ed Cota	Appalachian State	Jan. 17, 1998, in Chapel Hill
14	Phil Ford	NC State	Feb. 23, 1977, in Chapel Hill
14	Phil Ford	Brigham Young	Dec. 20, 1976, in Chapel Hill
14	Phil Ford	Howard	Nov. 29, 1975, in Chapel Hill
13	Kendall Marshall	NC State	Feb. 22, 2012, in Raleigh, N.C.
13	Kendall Marshall	Clemson	Feb. 18, 2012, in Chapel Hill
13	Kendall Marshall	Appalachian State	Dec. 17, 2011, in Chapel Hill
13	Ed Cota	Duke	Mar. 4, 2000, at Durham, N.C.
13	Ed Cota	Wake Forest	Feb. 12, 2000, in Chapel Hill
13	Ed Cota	Hampton	Nov. 23, 1998, at Hampton, Va.
13	Ed Cota	Georgia Tech	Feb. 8, 1998, at Atlanta, Ga.
13	Ed Cota	NC State	Jan. 21, 1998, at Raleigh, N.C.
13	Shammond Williams	Richmond	Nov. 19, 1997, at Richmond, Va.
13	Jeff McInnis	Florida State	Jan. 25, 1995, in Chapel Hill
13	King Rice	Kentucky	Dec. 27, 1989, at Louisville, Ky.
13	Kenny Smith	Miami (Fla.)	Dec. 6, 1986, in Chapel Hill
13	Jeff Lebo	Manhattan	Dec. 27, 1985, at Miami, Fla.
13	Kenny Smith	UCLA	Nov. 24, 1985, in Chapel Hill
13	Steve Hale	Clemson	Feb. 23, 1985, in Chapel Hill
13	Kenny Smith	The Citadel	Feb. 1, 1985, at Charlotte, N.C.
13	Kenny Smith	SMU	Jan. 13, 1985, at Greensboro, N.C.
13	Kenny Smith	Oral Roberts	Dec. 8, 1984, in Chapel Hill
13	Steve Hale	Duke	Mar. 3, 1984, in Chapel Hill
13*	Larry Brown	South Carolina	Feb. 28, 1963, at Raleigh, N.C.

YEARLY STATISTICAL LEADERS

FIELD GOAL PERCENTAGE
(MIN. 85 FIELD GOALS MADE)

Year	Player	FGM	FGA	Pct.
1951-52	Al Lifson	163	401	.406
1952-53	Jerry Vayda	111	266	.417
1953-54	Jerry Vayda	123	298	.413
1954-55	Tony Radovich	85	194	.438
1955-56	Lennie Rosenbluth	227	496	.456
1956-57	Lennie Rosenbluth	305	631	.483
1957-58	Pete Brennan	170	388	.438
1958-59	Lee Shaffer	128	273	.468
1959-60	Lee Shaffer	169	388	.436
1960-61	Jim Hudock	94	188	.500
1961-62	Donnie Walsh*	85	152	.559
1962-63	Billy Cunningham	186	380	.487
1963-64	Charlie Shaffer	117	221	.525
1964-65	Billy Cunningham	237	481	.491
1965-66	Larry Miller	219	400	.548
1966z-67	Rusty Clark*	181	328	.552
1967-68	Charles Szcott	234	470	.498
1968-69	Bill Bunting*	217	363	.598
1969-70	Dennis Wuycik	148	270	.548
1970-71	Dennis Wuycik*	182	300	.607
1971-72	Bobby Jones*	127	190	.668
1972-73	Mitch Kupchak	99	164	.604
1973-74	Bobby Jones*	189	326	.580
1974-75	Mitch Kupchak	239	397	.602
1975-76	Tommy LaGarde*	156	255	.612
1976-77	Tommy LaGarde	108	182	.593
1977-78	Mike O'Koren*	173	269	.643
1978-79	Al Wood*	210	367	.572
1979-80	Al Wood	216	378	.571
1980-81	Sam Perkins	199	318	.626
1981-82	Sam Perkins	174	301	.578
1982-83	Brad Daugherty	110	197	.558
1983-84	Brad Daugherty	128	210	.610
1984-85	Brad Daugherty	238	381	.625
1985-86	Brad Daugherty*#	284	438	.648
1986-87	J.R. Reid	198	339	.584
1987-88	J.R. Reid	222	366	.607
1988-89	J.R. Reid	164	267	.614
1989-90	Kevin Madden	120	211	.569
1990-91	Pete Chilcutt	175	325	.538
1991-92	Eric Montross	140	244	.574
1992-93	Eric Montross	222	361	.615
1993-94	Rasheed Wallace	139	230	.604
1994-95	Rasheed Wallace*	238	364	.654
1995-96	Antawn Jamison*	201	322	.624
1996-97	Antawn Jamison	270	496	.544
1997-98	Vince Carter*	224	379	.591
1998-99	Brendan Haywood	160	247	.648
1999-00	Brendan Haywood*#	191	274	.697
2000-01	Brendan Haywood	155	262	.592
2001-02	Jawad Williams	104	202	.515
2002-03	Rashad McCants	215	438	.491
2003-04	Rashad McCants	216	451	.479
2004-05	Sean May	228	402	.567
2005-06	Tyler Hansbrough	199	349	.570
2006-07	Brandon Wright*	228	353	.646
2007-08	Tyler Hansbrough	289	535	.540
2008-09	Ty Lawson	182	342	.532
2009-10	Ed Davis	111	192	.578
2010-11	Tyler Zeller*	210	384	.547
2011-12	Tyler Zeller	220	398	.553
2012-13	Brice Johnson	90	176	.511
2013-14	Brice Johnson	150	265	.566
2014-15	Brice Johnson	207	366	.566
2015-16	Brice Johnson*	267	435	.614
2016-17	Isaiah Hicks	132	215	.614
2016-17	Isaiah Hicks	174	302	.576

FREE THROW PERCENTAGE
(MIN. 50 FREE THROWS MADE)

Year	Player	FTM	FTA	Pct.
1951-52	Al Lifson	99	140	.707
1952-53	Al Lifson	100	142	.704
1953-54	Al Lifson	74	97	.763
1954-55	Tony Radovich	60	80	.750
1955-56	Tony Radovich	63	76	.829
1956-57	Lennie Rosenbluth	285	376	.758
1957-58	Harvey Salz	64	84	.761
1958-59	Lee Shaffer	74	96	.770
1959-60	York Larese*	131	151	.868
1960-61	York Larese	124	158	.785
1961-62	Larry Brown	101	127	.795
1962-63	Larry Brown	95	122	.779

1963-64	Ray Respass	52	66	.788
1964-65	Bob Lewis	123	175	.703
1965-66	Bob Lewis	222	274	.810
1966-67	Bob Lewis	167	211	.791
1967-68	Dick Grubar	64	90	.711
1968-69	Bill Bunting	143	173	.827
1969-70	Charles Scott	169	215	.786
1970-71	Dennis Wuycik	169	197	.858
1971-72	Kim Huband	53	57	.930
1972-73	Ed Stahl	73	88	.830
1973-74	Darrell Elston	81	93	.871
1974-75	Phil Ford	126	161	.783
1975-76	Tommy LaGarde	106	131	.809
1976-77	Phil Ford*	157	184	.853
1977-78	Phil Ford	149	184	.810
1978-79	Mike O'Koren	144	188	.766
1979-80	Al Wood	118	154	.766
1980-81	Jimmy Black	93	118	.788
1981-82	Matt Doherty	71	92	.772
1982-83	Jim Braddock	67	81	.827
1983-84	Sam Perkins*	155	181	.856
1984-85	Steve Hale*	85	97	.876
1985-86	Steve Hale	85	103	.825
1986-87	Jeff Lebo*	79	93	.849
1987-88	Ranzino Smith	52	58	.897
1988-89	Jeff Lebo	89	103	.864
1989-90	Hubert Davis	59	74	.797
1990-91	Hubert Davis	81	97	.835
1991-92	Hubert Davis*	140	169	.828
1992-93	Donald Williams*	97	117	.829
1993-94	Donald Williams	77	100	.770
1994-95	Jerry Stackhouse	185	260	.712
1995-96	Jeff McInnis	88	110	.800
1996-97	Shammond Williams	88	108	.815
1997-98	Shammond Williams*	133	146	.911
1998-99	Jason Capel	76	89	.854
1999-00	Jason Capel	116	140	.829
2000-01	Joseph Forte	133	156	.853
2001-02	Jason Capel	112	136	.824
2002-03	Jawad Williams	97	129	.752
2003-04	Raymond Felton	85	105	.810
2004-05	Marvin Williams	138	163	.847
2005-06	Reyshawn Terry	108	135	.800
2006-07	Wayne Ellington	51	61	.836
2007-08	Danny Green	69	79	.873
2008-09	Danny Green	52	61	.852
2009-10	Will Graves	50	62	.806
2010-11	Tyler Zeller	161	211	.763
2011-12	P.J. Hairston	52	62	.839
2012-13	Marcus Paige	51	61	.836
2013-14	Marcus Paige	128	146	.877
2014-15	Nate Britt	60	68	.882
2015-16	Joel Berry II	91	105	.867
2016-17	Isaiah Hicks	113	145	.779

THREE-POINT FIELD GOAL PERCENTAGE
(MIN. 25 FIELD GOALS MADE)

Year	Player	Made	Att	Pct.
1982-83	Jim Braddock	43	93	.462
1986-87	Jeff Lebo	67	149	.450
1987-88	Jeff Lebo	78	168	.464
1988-89	Steve Bucknall	62	148	.419
1989-90	Rick Fox	70	160	.438
1990-91	Hubert Davis*	64	131	.489
1991-92	Hubert Davis	85	198	.429
1992-93	Donald Williams	83	199	.417
1993-94	Jeff McInnis	27	65	.415
1994-95	Dante Calabria*	66	133	.496
1995-96	Shammond Williams	46	116	.397
1996-97	Shammond Williams	95	227	.419
1997-98	Vince Carter	44	107	.411
1998-99	Ademola Okulaja	59	137	.431
1999-00	Jason Capel	46	121	.380
2000-01	Jason Capel	56	134	.418
2001-02	Adam Boone	34	79	.430
2002-03	Rashad McCants	72	174	.414
2003-04	Rashad McCants	78	191	.408
2004-05	Raymond Felton*	70	159	.440
2005-06	Wes Miller	64	145	.441
2006-07	Reyshawn Terry	45	103	.437
2007-08	Wayne Ellington	78	195	.400
2008-09	Ty Lawson	51	108	.472
2009-10	Will Graves	73	197	.371
2010-11	Leslie McDonald	51	134	.381
2011-12	Reggie Bullock	71	186	.382
2012-13	Reggie Bullock	88	202	.436

2013-14	Marcus Paige	86	221	.389
2014-15	Marcus Paige	94	238	.395
2015-16	Joel Berry II	68	178	.382
2016-17	Joel Berry II	88	230	.383

SCORING AVERAGE

Year	Player	PPG
1910-11	Marvin Ritch	9.5
1911-12	Junius Smith	12.0
1912-13	Meb Long	10.1
1913-14	Meb Long	12.7
1914-15	Meb Long	11.1
1915-16	Meb Long	14.7
1916-17	Mac McDuffie	11.1
1917-18	Peter Lynch	13.1
1918-19	Peter Lynch	11.8
1919-20	Billy Carmichael	10.8
1920-21	Cartwright Carmichael	15.1
1921-22	Cartwright Carmichael	12.6
1922-23	Cartwright Carmichael	14.9
1923-24	Jack Cobb	13.6
1924-25	Jack Cobb	9.5
1925-26	Jack Cobb	11.9
1926-27	Bill Vanstory	8.1
1927-28	Rufus Hackney	7.8
1928-29	Henry Satterfield	7.3
1929-30	Dave Neiman	6.7
1930-31	Sandy Dameron	7.3
1931-32	Wilmer Hines	8.9
1932-33	Wilmer Hines	10.1
1933-34	Virgil Weathers	7.8
1934-35	Mel Nelson	9.6
1935-36	Andy Bershak	6.8
1936-37	Pete Mullis	8.3
1937-38	Andy Bershak	7.5
1938-39	George Glamack	9.1
1939-40	George Glamack	17.6
1940-41	George Glamack	20.6
1941-42	Bob Rose	11.5
1942-43	Fritz Nagy	10.4
1943-44	Bernie Mock	9.1
1944-45	Jim Jordan	11.2
1945-46	John "Hook" Dillon	13.9
1946-47	Jim Hamilton	11.4
1947-48	Bob Paxton	12.2
1948-49	Coy Carson	15.3
1949-50	Nemo Nearman	13.2
1950-51	Jack Wallace	13.9
1951-52	Al Lifson	15.8
1952-53	Al Lifson	14.7
1953-54	Jerry Vayda	17.0
1954-55	Lennie Rosenbluth	25.5
1955-56	Lennie Rosenbluth*	26.7
1956-57	Lennie Rosenbluth	28.0
1957-58	Pete Brennan*	21.3
1958-59	York Larese	15.1
1959-60	Lee Shaffer*	18.2
1960-61	York Larese	23.1
1961-62	Larry Brown	16.5
1962-63	Billy Cunningham	22.7
1963-64	Billy Cunningham*	26.0
1964-65	Billy Cunningham*	25.4
1965-66	Bob Lewis*	27.4
1966-67	Larry Miller	21.9
1967-68	Larry Miller	22.4
1968-69	Charles Scott	22.3
1969-70	Charles Scott*	27.1
1970-71	Dennis Wuycik	18.4
1971-72	Robert McAdoo	19.5
1972-73	George Karl	17.0
1973-74	Bobby Jones	16.1
1974-75	Mitch Kupchak	18.5
1975-76	Phil Ford	18.6
1976-77	Phil Ford	18.7
1977-78	Phil Ford	20.8
1978-79	Al Wood	17.8
1979-80	Al Wood	19.0
1980-81	Al Wood	18.1
1981-82	James Worthy	15.6
1982-83	Michael Jordan	20.0
1983-84	Michael Jordan*	19.6
1984-85	Brad Daugherty	17.3
1985-86	Brad Daugherty	20.2
1986-87	Kenny Smith	16.9
1987-88	J.R. Reid	18.0
1988-89	J.R. Reid	15.9

YEARLY STATISTICAL LEADERS

1989-90	Rick Fox	16.2
1990-91	Rick Fox	16.9
1991-92	Hubert Davis	21.4
1992-93	Eric Montross	15.8
1993-94	Donald Williams	14.3
1994-95	Jerry Stackhouse	19.2
1995-96	Jeff McInnis	16.5
1996-97	Antawn Jamison	19.1
1997-98	Antawn Jamison*	22.2
1998-99	Ademola Okulaja	13.9
1999-00	Joseph Forte	16.7
2000-01	Joseph Forte	20.9
2001-02	Jason Capel	15.6
2002-03	Rashad McCants	17.0
2003-04	Rashad McCants*	20.0
2004-05	Sean May	17.5
2005-06	Tyler Hansbrough	18.9
2006-07	Tyler Hansbrough	18.4
2007-08	Tyler Hansbrough*	22.6
2008-09	Tyler Hansbrough	20.7
2009-10	Deon Thompson	13.7
2010-11	Tyler Zeller	15.7
	Harrison Barnes	15.7
2011-12	Harrison Barnes	17.1
2012-13	P.J. Hairston	14.6
2013-14	Marcus Paige	17.5
2014-15	Marcus Paige	14.1
2015-16	Brice Johnson	17.0
2016-17	Justin Jackson	18.3

REBOUNDED AVERAGE

Year	Player	RPG
1951-52	Howard Deasy	10.7
1952-53	Bud Maddie	11.6
1953-54	Paul Likins	10.9
1954-55	Lennie Rosenbluth	11.7
1955-56	Lennie Rosenbluth	11.5
1956-57	Pete Brennan	10.4
1957-58	Pete Brennan*	11.7
1958-59	Dick Kopley	7.3
1959-60	Doug Moe	11.3
1960-61	Doug Moe	14.0
1961-62	Jim Hudock	10.1
1962-63	Billy Cunningham*	16.1
1963-64	Billy Cunningham*	15.8
1964-65	Billy Cunningham*	14.3
1965-66	Larry Miller	10.3
1966-67	Rusty Clark	10.3
1967-68	Rusty Clark	11.0
1968-69	Rusty Clark	9.2
1969-70	Lee Dedmon	9.4
1970-71	Lee Dedmon	8.5
1971-72	Robert McAdoo	10.1
1972-73	Bobby Jones	10.5
1973-74	Bobby Jones	9.8
1974-75	Mitch Kupchak	10.8
1975-76	Mitch Kupchak*	11.3
1976-77	Tommy LaGarde	7.4
1977-78	Mike O'Koren	6.7
1978-79	Mike O'Koren	7.2
1979-80	Mike O'Koren	7.4
1980-81	James Worthy	8.4
1981-82	Sam Perkins	7.8
1982-83	Sam Perkins	9.4
1983-84	Sam Perkins	9.6
1984-85	Brad Daugherty*	9.7
1985-86	Brad Daugherty	9.0
1986-87	J.R. Reid	7.4
1987-88	J.R. Reid	8.9
1988-89	Scott Williams	7.3
1989-90	Scott Williams	7.3
1990-91	George Lynch	7.4
1991-92	George Lynch	8.8
1992-93	George Lynch	9.6
1993-94	Eric Montross	8.1
1994-95	Jerry Stackhouse	8.2
1995-96	Antawn Jamison	9.7
1996-97	Antawn Jamison	9.4
1997-98	Antawn Jamison*	10.5
1998-99	Ademola Okulaja	8.4
1999-00	Brendan Haywood	7.5
2000-01	Jason Capel	7.3
	Brendan Haywood	7.3
2001-02	Jason Capel	8.6
2002-03	Jawad Williams	5.6
2003-04	Sean May*	9.8

2004-05	Sean May	10.7
2005-06	Tyler Hansbrough	7.8
2006-07	Tyler Hansbrough	7.9
2007-08	Tyler Hansbrough*	10.2
2008-09	Tyler Hansbrough	8.1
2009-10	Ed Davis	9.2
2010-11	John Henson	10.1
2011-12	John Henson*	9.9
2012-13	James Michael McAdoo	7.3
2013-14	James Michael McAdoo	6.8
2014-15	Brice Johnson	7.8
2015-16	Brice Johnson	10.4
2016-17	Kennedy Meeks	9.5

ASSISTS

Year	Player	Assists
1968-69	Charles Scott	108
1969-70	Eddie Fogler	92
1970-71	Steve Previs	90
1971-72	Steve Previs	151
1972-73	George Karl	192
1973-74	Darrell Elston	158
1974-75	Phil Ford	161
1975-76	Phil Ford*	203
1976-77	Phil Ford*	217
1977-78	Phil Ford*	172
1978-79	Mike O'Koren	99
1979-80	Mike O'Koren	104
1980-81	Jimmy Black	188
1981-82	Jimmy Black*	213
1982-83	Matt Doherty	150
1983-84	Matt Doherty	124
1984-85	Kenny Smith	235
1985-86	Kenny Smith	210
1986-87	Kenny Smith	209
1987-88	Jeff Lebo	159
1988-89	Steve Bucknall	196
1989-90	King Rice	217
1990-91	King Rice	207
1991-92	Derrick Phelps	207
1992-93	Derrick Phelps	196
1993-94	Derrick Phelps	176
1994-95	Jeff McInnis	180
1995-96	Jeff McInnis	170
1996-97	Ed Cota*	234
1997-98	Ed Cota*	274
1998-99	Ed Cota*	238
1999-00	Ed Cota*	284
2000-01	Ronald Curry	119
2001-02	Adam Boone	89
2002-03	Raymond Felton	236
2003-04	Raymond Felton*	213
2004-05	Raymond Felton*	248
2005-06	Bobby Frasier	136
2006-07	Ty Lawson	213
2007-08	Ty Lawson	165
2008-09	Ty Lawson*	230
2009-10	Larry Drew II	222
2010-11	Kendall Marshall*	230
2011-12	Kendall Marshall*#	351
2012-13	Marcus Paige	161
2013-14	Marcus Paige	143
2014-15	Marcus Paige	170
2015-16	Joel Berry II	151
2016-17	Joel Berry II	138

BLOCKED SHOTS

Year	Player	Blocks
1975-76	Mitch Kupchak	32
1976-77	Tommy LaGarde	31
1977-78	Jeff Wolf	23
1978-79	Pete Budko	27
1979-80	Jeff Wolf	28
1980-81	Sam Perkins	67
1981-82	Sam Perkins	53
1982-83	Sam Perkins	65
1983-84	Sam Perkins	60
1984-85	Warren Martin	81
1985-86	Warren Martin	81
1986-87	Dave Popson	27
	J.R. Reid	27
	Scott Williams	27
1987-88	Scott Williams	43
1988-89	Scott Williams	50
1989-90	Scott Williams	41
1990-91	Pete Chilcutt	35

1991-92	Kevin Salvadori	63
1992-93	Eric Montross	47
1993-94	Rasheed Wallace	63
1994-95	Rasheed Wallace	93
1995-96	Serge Zwikker	49
1996-97	Serge Zwikker	61
1997-98	Makhtar Ndiaye	54
1998-99	Brendan Haywood	60
1999-00	Brendan Haywood	91
2000-01	Brendan Haywood*	120
2001-02	Kris Lang	33
2002-03	Jawad Williams	37
2003-04	Sean May	37
2004-05	Sean May	38
2005-06	Danny Green	32
2006-07	Brandan Wright	65
2007-08	Deon Thompson	51
2008-09	Ed Davis	65
2009-10	Ed Davis	64
2010-11	John Henson*	118
2011-12	John Henson*	101
2012-13	Desmond Hubert	30
2013-14	Brice Johnson	43
2014-15	Kennedy Meeks	46
2015-16	Brice Johnson	59
2016-17	Kennedy Meeks	47

STEALS

Year	Player	Steals
1975-76	Walter Davis	71
1976-77	Walter Davis	78
1977-78	Dudley Bradley	61
1978-79	Dudley Bradley*	97
1979-80	Mike O'Koren	43
1980-81	Jimmy Black	64
1981-82	Jimmy Black	58
1982-83	Michael Jordan	78
1983-84	Michael Jordan	50
1984-85	Kenny Smith	64
1985-86	Steve Hale	55
1986-87	Kenny Smith	51
1987-88	Scott Williams	45
1988-89	Rick Fox	47
1989-90	Rick Fox	54
	King Rice	54
1990-91	Rick Fox	70
1991-92	Derrick Phelps	78
1992-93	George Lynch	89
1993-94	Derrick Phelps	60
1994-95	Jerry Stackhouse	50
1995-96	Jeff McInnis	38
1996-97	Ed Cota	57
1997-98	Ed Cota	58
1998-99	Ademola Okulaja	46
1999-00	Joseph Forte	54
2000-01	Joseph Forte	67
2001-02	Jason Capel	29
2002-03	Raymond Felton	56
2003-04	Raymond Felton	63
2004-05	Raymond Felton	72
2005-06	Tyler Hansbrough	38
2006-07	Ty Lawson	58
2007-08	Tyler Hansbrough	59
2008-09	Ty Lawson*	75
2009-10	Marcus Ginyard	44
2010-11	Dexter Strickland	46
2011-12	Kendall Marshall	43
2012-13	James Michael McAdoo	54
2013-14	J.P. Tokoto	55
2014-15	Marcus Paige	65
2015-16	Joel Berry II	58
2016-17	Joel Berry II	53

*Denotes ACC leader

#Denotes NCAA leader

YEAR-BY-YEAR UNC TEAM STATISTICS

Year	GP	Field Goals Made-Att.	Pct.	3Pt. Field Goals Made-Att.	Pct.	Free Throws Made-Att.	Pct.	Rebounds Off-Def	Tot-Avg.	A	TO	BLK	STL	PF-D	Points-Avg.
1946-47															1433-53.1
1947-48															1452-53.8
1948-49															1486-59.4
1949-50	25	614				416								526	1652-57.0
1950-51	27	682-2025	.336			402-709	.668								1767-65.1
1951-52	27														1741-64.5
1952-53	27	659				423									2014-74.6
1953-54	21	499-1322	.377			441-701	.629		859-40.9					478	1439-68.5
1954-55	21	549-1386	.396			494-722	.684		794-37.8					396-21	1592-75.8
1955-56	23	623-1515	.411			593-862	.688		1106-48.1					417	1839-80.0
1956-57	32	860-1996	.431			817-1165	.701		1495-46.7					586	2537-79.3
1957-58	26	642-1621	.396			583-840	.694		1157-44.5					493	1867-71.8
1958-59	25	648-1509	.429			501-742	.691		1132-45.3					444	1797-71.9
1959-60	24	606-1467	.413			542-715	.758		1101-45.9					563	1754-73.1
1960-61	23	664-1497	.444			437-651	.671		1148-49.9					429	1765-76.7
1961-62	17	450-959	.469			330-495	.667		708-41.6					374	1230-72.4
1962-63	21	628-1368	.459			352-520	.676		918-43.7					390	1608-76.6
1963-64	24	731-1625	.450			399-607	.657		1171-48.8					477	1861-77.6
1964-65	24	757-1600	.473			400-605	.661		1092-45.5					438	1914-79.8
1965-66	27	838-1620	.517			508-693	.783		1007-37.3					453	2184-80.9
1966-67	32	1016-2154	.472			598-894	.669		1505-47.0					598	2630-82.2
1967-68	32	1028-2261	.455			624-916	.681		1511-47.2					570	2680-83.8
1968-69	32	1094-2228	.491			656-912	.717		1468-45.9	485				584	2844-88.9
1969-70	27	931-1936	.481			537-747	.719		1236-45.8	403				530	2399-88.9
1970-71	32	1010-1935	.522			686-923	.743		1382-43.2	586				654	2706-84.6
1971-72	31	1031-1954	.528			700-942	.743		1378-44.5	683				641	2762-89.1
1972-73	33	1150-2181	.527			496-703	.706		1405-42.6	855				675	2796-84.7
1973-74	28	1015-1952	.520			407-577	.705		1144-40.9	677				574	2437-87.0
1974-75	31	1037-1933	.536			549-556	.701		1090-35.2	391				699	2417-78.0
1975-76	29	966-1838	.526			537-715	.751		1086-37.4	598	74	279		567	2469-85.1
1976-77	33	1054-1961	.537			651-873	.746		1124-34.1	656	93	356		684	2759-83.6
1977-78	31	1008-1895	.532			497-756	.657		1111-35.8	595	93	294	633-18		2513-81.1
1978-79	29	861-1614	.533			496-688	.721		936-32.3	428	112	278	533-8		2218-76.5
1979-80	29	838-1603	.523			448-669	.670		994-32.6	462	110	225	559-18		2124-73.2
1980-81	37	1028-1969	.522			604-826	.731		1264-34.2	545	146	272	636-17		2660-71.9
1981-82	34	895-1668	.537			477-689	.692		999-29.4	583	438	110	239	471-6	2269-66.7
1982-83	36	1072-2082	.515	132-302	.437	629-849	.741		1268-35.2	597	509	173	248	673-19	2905-80.7
1983-84	31	966-1779	.543			551-704	.783		1073-34.6	605	476	157	221	499-10	2483-80.1
1984-85	36	1039-1925	.540			569-748	.761		1215-33.8	702	556	159	220	604-24	2647-73.5
1985-86	34	1197-2140	.559			551-747	.738		1272-37.4	800	522	152	271	642-20	2945-86.6
1986-87	36	1238-2304	.537	213-488	.436	596-826	.722		1329-36.9	782	567	103	319	662-15	3285-91.3
1987-88	34	1013-1892	.535	169-393	.430	596-820	.727		1175-34.6	618	581	105	252	574-15	2791-82.1
1988-89	37	1228-2328	.527	186-478	.389	689-950	.725		1418-38.3	788	634	122	285	645-17	3331-90.0
1989-90	34	1044-2098	.498	206-565	.365	525-765	.686		1281-37.7	594	584	114	309	607-21	2808-82.6
1990-91	35	1134-2257	.502	192-483	.398	607-866	.701		1455-41.6	699	566	148	315	574-6	3067-87.6
1991-92	33	1039-2080	.500	232-599	.387	534-746	.716		1264-38.3	616	538	142	283	598-15	2756-83.5
1992-93	38	1219-2407	.506	168-452	.372	666-943	.706		1561-41.1	698	581	145	357	602-10	3272-86.1
1993-94	35	1091-2188	.499	144-437	.330	670-1008	.665		1531-43.7	649	532	219	285	579-11	2996-85.6
1994-95	34	1044-2055	.508	266-648	.410	517-763	.678		1290-37.9	576	437	177	211	476-5	2871-84.4
1995-96	32	919-1869	.492	235-593	.396	411-613	.670	420-823	1243-38.8	559	429	110	172	471-6	2484-77.6
1996-97	35	1018-2124	.479	188-506	.372	485-713	.680	530-925	1455-41.6	632	495	142	261	547-10	2709-77.4
1997-98	38	1131-2184	.518	185-511	.362	666-937	.711	490-1022	1512-39.8	699	493	188	259	533-13	3113-81.9
1998-99	34	868-1841	.471	175-460	.380	517-720	.718	435-923	1358-39.9	541	530	134	192	505-8	2428-71.4
1999-00	36	1014-2066	.491	169-492	.343	518-740	.700	438-956	1394-38.7	609	536	178	210	580-11	2715-75.4
2000-01	33	945-1972	.479	189-519	.364	532-794	.670	411-952	1363-41.3	576	518	184	244	576-8	2611-79.1
2001-02	28	707-1612	.439	212-606	.350	396-534	.690	305-666	971-34.7	477	461	99	167	508-14	2022-72.2
2002-03	35	900-2062	.436	290-822	.353	434-655	.663	400-796	1196-34.2	555	522	163	293	601-8	2524-72.1
2003-04	30	877-1913	.458	195-555	.351	515-749	.688	460-731	1191-39.7	540	462	120	285	554-11	2464-82.1
2004-05	37	1128-2260	.499	277-687	.403	724-998	.725	502-997	1499-40.5	706	594	142	362	662-9	3257-88.0
2005-06	31	863-1809	.477	215-573	.375	519-733	.708	432-805	1237-39.9	552	512	127	242	531-6	2460-79.4
2006-07	38	1187-2379	.499	215-600	.358	669-940	.712	522-1029	1551-40.8	696	524	173	309	647-7	3258-85.7
2007-08	39	1250-2564	.488	216-580	.372	738-975	.757	605-1090	1695-43.5	656	560	174	318	658-9	3454-88.6
2008-09	38	1205-2509	.480	264-682	.387	739-983	.752	556-1041	1597-42.0	685	472	196	325	609-6	3413-89.8
2009-10	37	1012-2294	.441	176-535	.329	558-854	.653	558-995	1553-42.0	576	562	209	250	564-4	2758-74.5
2010-11	37	1044-2318	.450	190-580	.328	590-878	.672	525-1053	1578-42.6	573	493	204	232	597-5	2868-77.5
2011-12	38	1134-2473	.459	194-579	.335	629-922	.682	589-1122	1711-45.0	659	454	221	259	551-3	3091-81.3
2012-13	36	1023-2321	.441	272-723	.376	442-655	.675	488-899	1387-38.5	616	442	117	303	538-5	2762-76.7
2013-14	34	953-2057	.463	146-434	.336	552-882	.626	483-867	1350-39.7	523	406	161	249	690-21	2604-76.6
2014-15	38	1099-2309	.476	184-514	.358	571-814	.701	526-1015	1541-40.6	661	481	160	251	738-13	2953-77.7
2015-16	40	1235-2561	.482	224-685	.327	617-826	.747	568-1056	1624-40.6	712	431	177	269	718-5	3311-82.8
2016-17	40	1226-2633	.466	283-798	.355	642-916	.701	630-1119	1749-43.7	722	473	139	283	712-12	3377-84.4

YEAR-BY-YEAR OPPONENT TEAM STATISTICS

Year	Field Goals			3Pt. Field Goals		Free Throws		Rebounds		A	TO	BLK	STL	PF-D	Points-Avg.
	GP	Made-Att.	Pct.	Made-Att.	Pct.	Made-Att.	Pct.	Off-Def	Tot-Avg.						
1953-54	21	422-1320	.320			491-725	.677		797-37.9					452	1335-63.6
1954-55	21	563-1542	.365			471-625	.754		993-47.3					422-20	1599-76.1
1955-56	23	569-1636	.348			495-747	.663		991-43.1					487	1633-71.0
1956-57	32	720-2043	.352			658-956	.688		1151-35.9					761	2098-65.5
1957-58	26	605-1563	.387			475-602	.789		1061-40.8					565	1688-64.9
1958-59	25	627-1606	.390			375-598	.627		1113-44.5					500	1629-65.2
1959-60	24	531-1415	.375			432-634	.681		1019-42.5					471	1494-62.3
1960-61	23	549-1381	.398			414-605	.684		922-40.1					450	1512-65.7
1961-62	17	472-1042	.453			291-475	.613		720-42.4					381	1235-72.6
1962-63	21	576-1316	.438			335-483	.694		878-41.8					404	1487-70.8
1963-64	24	723-1657	.436			413-602	.686		1054-44.0					477	1859-77.5
1964-65	24	752-1681	.447			359-531	.676		1057-44.0					463	1863-77.6
1965-66	27	818-1709	.479			369-551	.669		1035-39.0					533	2005-75.3
1966-67	32	873-1854	.471			531-772	.688		1392-43.5					701	2277-71.2
1967-68	32	912-2052	.444			492-708	.695		1370-42.8					684	2316-72.4
1968-69	32	937-2076	.451			547-781	.700		1295-40.5	319				672	2421-75.7
1969-70	27	798-1810	.441			532-742	.717		1201-44.5	255				567	2128-78.8
1970-71	16	437-1020	.428			248-378	.656		611-38.2					322	1122-70.1
1971-72	31	808-1918	.421			597-853	.700		1153-37.2	368				695	2213-71.4
1972-73	33	967-2161	.447			469-679	.691		1237-37.5	419				725	2403-72.8
1973-74	28	870-1895	.459			368-521	.706		1049-37.5	354				594	2108-75.3
1974-75	31	1014-2154	.471			389-556	.700		1090-35.2	391				699	2417-78.0
1975-76	29	886-1886	.470			382-541	.706		1010-34.8	403		170		699	2154-74.3
1976-77	33	978-2050	.477			440-626	.703		1078-32.7	417		218		762	2396-72.6
1977-78	31	875-1769	.495			442-618	.715		935-30.2	453		216	710-40	710	2192-70.7
1978-79	29	761-1620	.470			376-508	.740		847-29.2	336		171	619-27	619	1898-65.4
1979-80	29	798-1610	.496			375-542	.692		861-29.7	401		182	584-29	584	1971-68.0
1980-81	37	975-2128	.458			394-579	.680		1065-28.8	467	302	302	752-30	752	2344-63.4
1981-82	34	811-1742	.466			263-407	.646		873-25.7	418	493	188	641-22	641	1885-55.4
1982-83	36	945-2130	.444	103-260	.396	476-701	.679		1151-32.0	489	569	233	779-33	779	2469-68.6
1983-84	31	851-1892	.450			308-476	.647		940-30.3	455	524	203	631-28	631	2010-64.8
1984-85	36	989-2197	.450			398-600	.663		1085-30.1	534	453	285	607-23	607	2376-66.0
1985-86	34	942-2163	.436			462-672	.688		1108-32.6	523	561	255	697-25	697	2346-69.0
1986-87	36	1043-2210	.472	130-342	.380	479-689	.695		1125-31.3	589	660	236	742-31	742	2695-74.9
1987-88	34	939-2063	.455	195-519	.376	417-605	.689		1043-30.7	490	536	260	687-21	687	2490-73.2
1988-89	37	1147-2530	.453	216-637	.339	439-648	.677		1338-36.2	603	654	343	808-21	808	2949-79.7
1989-90	34	996-2168	.459	206-565	.365	452-652	.693		1281-35.1	555	581	293	697-18	697	2650-77.9
1990-91	35	974-2329	.418	197-622	.317	362-568	.637		1225-35.0	519	635	270	708-21	708	2507-71.6
1991-92	33	909-2093	.434	232-599	.387	444-630	.705		1119-33.9	526	566	118	252	614	2494-75.6
1992-93	38	978-2370	.431	235-716	.328	405-603	.672		1222-32.2	536	581	138	273	750	2596-68.3
1993-94	35	923-2336	.395	273-802	.340	414-636	.651		1234-35.3	498	549	134	261	791	2533-72.4
1994-95	34	960-2326	.413	299-879	.340	297-423	.702		1230-36.2	503	434	95	226	652	2516-74.0
1995-96	32	826-2004	.412	308-857	.359	313-469	.667	401-642	1043-32.6	462	369	80	224	603	2273-71.0
1996-97	35	867-2154	.403	275-849	.324	325-523	.621	447-680	1127-32.2	453	479	98	256	644	2334-66.7
1997-98	38	923-2403	.384	282-879	.321	366-542	.675	525-703	1228-32.3	472	503	81	230	758	2494-65.6
1998-99	34	822-2091	.393	246-752	.327	316-480	.658	426-628	1054-31.0	434	378	121	267	615	2206-64.9
1999-00	36	953-2338	.408	229-744	.308	393-569	.691	510-735	1245-34.6	516	419	117	298	662	2528-70.2
2000-01	33	859-2196	.391	243-749	.324	380-578	.657	469-758	1227-37.2	461	447	108	298	669	2341-70.9
2001-02	28	803-1776	.452	216-596	.362	386-546	.707	362-685	1047-37.4	394	357	99	259	534	2208-78.9
2002-03	35	920-2103	.437	225-651	.346	427-618	.691	472-877	1349-38.5	489	581	153	288	637	2492-71.2
2003-04	30	799-1798	.444	229-650	.352	416-597	.697	364-697	1061-35.4	452	541	125	247	625	2243-74.8
2004-05	37	913-2274	.401	284-834	.341	490-689	.711	452-770	1222-33.0	500	658	173	328	808	2600-70.3
2005-06	31	779-1894	.411	200-605	.331	370-522	.708	377-609	986-31.8	406	465	114	282	639	2128-68.6
2006-07	38	962-2311	.416	254-751	.338	430-646	.666	425-802	1227-32.3	509	613	152	284	792	2608-68.6
2007-08	39	1061-2490	.426	278-852	.326	428-641	.668	446-820	1266-32.5	534	628	195	309	807	2828-72.5
2008-09	38	1013-2468	.410	274-814	.337	435-627	.694	494-863	1357-35.7	518	605	167	266	785	2735-72.0
2009-10	37	984-2389	.412	284-829	.343	409-585	.699	484-870	1354-36.6	536	508	168	318	713	2661-71.9
2010-11	37	948-2339	.405	267-806	.331	382-580	.659	454-889	1343-36.3	474	528	114	278	744	2545-68.8
2011-12	38	957-2431	.394	275-862	.319	360-529	.681	425-888	1313-34.6	445	507	129	238	784	2549-67.1
2012-13	36	918-2170	.423	248-717	.346	408-581	.702	417-911	1328-36.9	439	558	134	244	599	2492-69.2
2013-14	34	810-1949	.416	211-665	.317	541-807	.670	395-784	1179-34.7	374	462	136	202	717	2207-69.8
2014-15	38	889-2232	.398	247-822	.300	591-843	.701	460-790	1250-32.9	466	468	147	255	693	2616-68.8
2015-16	40	993-2385	.416	308-850	.362	505-725	.697	568-1056	1624-40.6	712	431	177	269	734	2801-70.0
2016-17	40	982-2377	.413	319-939	.340	541-746	.725	367-890	1257-31.4	458	544	177	249	782	2824-70.6



Michael Jordan

NAISMITH MEMORIAL BASKETBALL HALL OF FAME

Bernard Carnevale: Coach, 1970
Frank McGuire: Coach, 1977
Dean Smith: Coach, 1983
Billy Cunningham: Player, 1986
Bob McAdoo: Player, 2000
Larry Brown: Coach, 2002
James Worthy: Player, 2003
Roy Williams: Coach, 2007
Michael Jordan: Player, 2009

NABC COLLEGIATE BASKETBALL HALL OF FAME

Bernard Carnevale: Coach, 1970
Frank McGuire: Coach, 1977
Dean Smith: Coach, 1983
Billy Cunningham: Player, 1986
Bob McAdoo: Player, 2000
Larry Brown: Coach, 2002
James Worthy: Player, 2003
Roy Williams: Coach, 2007
Phil Ford: Player, 2012
Charles Scott: Player, 2015

CONSENSUS FIRST-TEAM ALL-AMERICAS

Cartwright Carmichael: 1923, 1924
Jack Cobb: 1924, 1925, 1926
George Glamack: 1940, 1941
Lennie Rosenbluth: 1957
Larry Miller: 1968
Robert McAdoo: 1972
Phil Ford: 1977, 1978
James Worthy: 1982
Michael Jordan: 1983, 1984
Sam Perkins: 1983, 1984
Kenny Smith: 1987
J.R. Reid: 1988
Jerry Stackhouse: 1995
Antawn Jamison: 1998
Joseph Forte: 2001
Tyler Hansbrough: 2007, 2008, 2009
Brice Johnson: 2016
Justin Jackson: 2017

• 18 Tar Heels have earned consensus All-America honors on 27 occasions. UNC is second in NCAA history with 27 selections (Kansas has 29) and is third with 18 players (Kansas has 22 players and Kentucky 20).

ALL-AMERICAS

(First-team selections unless noted)

Cartwright Carmichael: 1923, 1924
Jack Cobb: 1924, 1925, 1926
George Glamack: 1940, 1941
Jim Jordan: Helms Foundation, 1945 (2nd), 1946

John "Hook" Dillon: The Sporting News, 1946; Maxwell, 1946; Converse, 1946 (2nd); Helms Foundation, 1946 (3rd)

Lennie Rosenbluth: Associated Press, 1956 (2nd), 1957; United Press International, 1956 (2nd), 1957; Helms Foundation, 1956, 1957; NEA, 1956 (3rd), 1957; Colliers, 1956 (3rd), 1957; Converse, 1956 (2nd), 1957; USBWA, 1957

Tommy Kearns: Converse, 1957 (2nd); Associated Press, 1958 (3rd)

Pete Brennan: Associated Press, 1958; The Sporting News, 1958; USBWA, 1958; Converse, 1958; United Press International, 1958 (2nd), Helms Foundation, 1958 (2nd)

Lee Shaffer: American Weekly, 1959 (3rd); USBWA, 1960

York Larese: Associated Press, 1959 (3rd); Coaches, 1960 (3rd), 1961 (2nd); The Sporting News, 1961 (2nd); NEA, 1961 (2nd); United Press International, 1961 (3rd); Converse, 1961 (2nd)

Doug Moe: The Sporting News, 1959 (2nd); USBWA, 1961, The Sporting News, 1961 (2nd)

Billy Cunningham: USBWA, 1964, 1965; Helms Foundation, 1965; The Sporting News, 1965 (2nd)

Bob Lewis: Helms Foundation, 1966, 1967; Associated Press, 1966 (2nd)

Larry Miller: USBWA, 1967, 1968; Helms Foundation, 1967, 1968; Converse, 1967, 1968; Associated Press, 1968; United Press International, 1968; Coaches, 1968

Charles Scott: USBWA, 1969, 1970; Coaches, 1969, 1970; Helms Foundation, 1969, 1970; Converse, 1969, 1970; Basketball Weekly, 1969, 1970; NBA Coaches, 1970; Associated Press, 1970 (2nd); United Press International, 1970 (2nd); NEA, 1970

Bill Chamberlain: NBA Coaches, 1972 (2nd)
Robert McAdoo: NBA Coaches, 1972; Helms Foundation, 1972; NEA, 1972; The Sporting News, 1972; Associated Press, 1972 (2nd)

Dennis Wuycik: Helms Foundation, 1972; Basketball Weekly, 1972

Bobby Jones: USBWA, 1974; Coaches, 1974 (2nd); Associated Press, 1974 (2nd); United Press International, 1974 (2nd)

Mitch Kupchak: Citizen Savings Helms Foundation 1975, 1976; USBWA, 1976; Coaches, 1976; Converse, 1976; Associated Press, 1976 (2nd); United Press International, 1976 (2nd); Basketball Weekly, 1976 (3rd)

Phil Ford: Basketball Weekly, 1976, 1977, 1978; Coaches, 1976, 1977, 1978; Associated Press, 1976

11 NATIONAL PLAYERS OF THE YEAR

CONSENSUS NATIONAL PLAYERS OF THE YEAR

Phil Ford: 1978 (co-consensus with Butch Lee, Marquette)
Michael Jordan: 1984
Antawn Jamison: 1998
Tyler Hansbrough: 2008

BY PLAYER

Jack Cobb: 1926 (Helms Foundation)
George Glamack: 1940 (Helms Foundation), 1941 (Helms Foundation)
Lennie Rosenbluth: 1957 (Helms Foundation)
Phil Ford: 1978 (USBWA, NABC, Sporting News, John Wooden Award)
James Worthy: 1982 (Helms Foundation)
Michael Jordan: 1983 (Sporting News), 1984 (Sporting News, Associated Press, United Press International, USBWA, NABC, Basketball Weekly, John Wooden Award, Naismith Award, Rupp Trophy)
Kenny Smith: 1987 (Basketball Times)
Jerry Stackhouse: 1995 (Sports Illustrated)
Antawn Jamison: 1998 (Associated Press, John Wooden Award, Naismith Award, NABC, USBWA, Sporting News, CBS/Chevrolet, Basketball America, Basketball Times, Basketball News, Rupp Trophy)
Sean May: 2005 (Sports Illustrated)
Tyler Hansbrough: 2008 (Associated Press, USBWA, NABC, John Wooden Award, Naismith Award, Sports Illustrated, Sporting News, ESPN.com, Rupp Trophy, CBS/Chevrolet, Basketball Times)

BY AWARD

Associated Press: Jordan (1984), Jamison (1998), Hansbrough (2008)
Wooden: Ford (1978), Jordan (1984), Jamison (1998), Hansbrough (2008)
Naismith: Jordan (1984), Jamison (1998), Hansbrough (2008)
Sporting News: Ford (1978), Jordan (1983, 1984), Jamison (1998), Hansbrough (2008)
NABC: Ford (1978), Jordan (1984), Jamison (1998), Hansbrough (2008)
USBWA: Ford (1978), Jordan (1984), Jamison (1998), Hansbrough (2008)
Helms Foundation: Cobb (1926), Glamack (1940, 1941), Rosenbluth (1957), Worthy (1982)
Rupp Trophy: Jordan (1984), Jamison (1998), Hansbrough (2008)
Sports Illustrated: Stackhouse (1995), May (2005), Hansbrough (2008)
Basketball Times: Smith (1987), Jamison (1998), Hansbrough (2008)
ESPN.com: Hansbrough (2008)
CBS/Chevrolet: Jamison (1998), Hansbrough (2008)
UPI: Jordan (1984)
Basketball Weekly: Jordan (1984)
Basketball America: Jamison (1998)
Basketball News: Jamison (1998)

(2nd), 1977, 1978; United Press International, 1976 (2nd), 1977 (2nd), 1978; Citizen Savings (Helms Foundation), 1976, 1977, 1978; Sporting News, 1976, 1977 (2nd), 1978; USBWA, 1977, 1978

Tommy LaGarde: The Sporting News, 1977 (2nd)

Mike O'Koren: Citizen Savings Helms Foundation 1978, 1979, 1980; Converse, 1978, 1979, 1980; Basketball Weekly, 1978 (2nd), 1979, 1980 (2nd); USBWA, 1979, 1980; The Sporting News, 1979, 1980; Coaches, 1979 (2nd), 1980 (2nd); United Press International, 1979 (2nd), 1980 (3rd)

Al Wood: Converse, 1980, 1981; USBWA, 1981; Citizen Savings Helms Foundation 1981; Associated Press, 1981 (2nd); NABC, 1981 (2nd)

James Worthy: USBWA, 1981, 1982; United Press International, 1982; NABC, 1982; The Sporting News, 1982; Basketball Weekly, 1982; Naismith, 1982; NBA Coaches, 1982; Converse, 1982; First Interstate Bank Helms Foundation 1982; Associated Press, 1982 (2nd)

Sam Perkins: USBWA, 1982, 1983, 1984; Converse, 1982, 1983, 1984; First Interstate Bank Helms Foundation 1982, 1983, 1984; United Press International, 1982 (2nd), 1983, 1984; Naismith, 1982 (2nd), 1983, 1984; The Sporting News, 1982 (2nd), 1983 (2nd), 1984; Basketball Weekly, 1982 (2nd), 1983 (2nd), 1984; NABC, 1982 (2nd), 1983 (2nd), 1984 (2nd); ESPN, 1983, 1984; ABAUSA, 1983, 1984; Associated Press, 1983 (3rd), 1984; Basketball Times, 1983 (3rd), 1984; NBA Coaches, 1984

Michael Jordan: Associated Press, 1983, 1984; United Press International, 1983, 1984; The Sporting News, 1983, 1984; USBWA, 1983, 1984; NABC, 1983, 1984; Naismith, 1983, 1984; NBA Coaches, 1983, 1984; Basketball Weekly, 1983, 1984; ESPN,

CAROLINA HONOR ROLL

1983, 1984; ABAUSA, 1983, 1984; Basketball Times, 1983, 1984; First Interstate Bank Helms Foundation 1983, 1984; Converse, 1983, 1984

Brad Daugherty: USBWA, 1986; Basketball Weekly, 1986; Associated Press, 1986 (2nd); United Press International, 1986 (2nd); NABC, 1986 (2nd); The Sporting News, 1986 (2nd)

Kenny Smith: Associated Press, 1987; United Press International, 1987; USBWA, 1987; NABC, 1987; Basketball Times, 1987; Basketball Weekly, 1987; The Sporting News, 1987; Naismith Board, 1987; First Interstate Bank Helms Foundation 1987; Converse, 1987

J.R. Reid: Associated Press, 1988; Basketball Weekly, 1988; USBWA, 1988; United Press International, 1988 (2nd); The Sporting News, 1988 (2nd); Basketball Times, 1988, 1989 (3rd); NABC, 1988, 1989 (3rd)

Rick Fox: Sporting News, 1991 (3rd)

Eric Montross: Naismith, 1994; Classic Games John R. Wooden All-America Team, 1993, 1994; Associated Press, 1993 (2nd), 1994 (2nd); NABC, 1993 (2nd), 1994; The Sporting News, 1993 (2nd), 1994 (2nd); Basketball Weekly, 1993 (2nd), 1994; United Press International, 1993 (3rd); Basketball Times, 1993 (3rd), 1994

Jerry Stackhouse: Associated Press, 1995; United Press International, 1995; USBWA, 1995; NABC, 1995; John Wooden Team, 1995; The Sporting News, 1995 (2nd); Basketball Times, 1995 (2nd)

Rasheed Wallace: The Sporting News, 1995; Basketball Times, 1995; John Wooden Team, 1995; Associated Press, 1995 (2nd); United Press International, 1995 (2nd); USBWA, 1995 (2nd); NABC, 1995 (2nd)

Antawn Jamison: John Wooden Team, 1997, 1998; Associated Press, 1997 (2nd), 1998; NABC, 1997 (2nd), 1998; The Sporting News, 1997 (2nd), 1998; Basketball Weekly, 1997 (2nd), 1998; Basketball Times, 1997 (3rd), 1998; USBWA, 1998; Basketball America, 1998; Basketball News, 1998

Vince Carter: John Wooden Team, 1998; Associated Press, 1998 (2nd); The Sporting News, 1998 (2nd); Basketball Times, 1998 (2nd); Basketball Weekly, 1998 (3rd); Basketball News, 1998 (2nd); USBWA, 1998 (2nd)

Shammond Williams: Basketball News, 1998 (3rd)

Brendan Haywood: The Sporting News, 2001 (2nd); NABC (3rd)

Joseph Forte: Associated Press, 2001; NABC, 2001; USBWA, 2001; The Sporting News, 2001; Basketball Times, 2001; CBS Sportsline, 2001; ESPN, 2001, John Wooden Team, 2001

Sean May: ESPN, 2004 (3rd); John Wooden Team, 2005; ESPN, 2005; Rupp, 2005; Associated Press, 2005 (2nd); Sports Illustrated, 2005 (2nd); USBWA, 2005 (2nd); The Sporting News (2nd); Basketball Times (2nd)

Rashad McCants: Associated Press, 2004 (3rd); Basketball Times, 2004 (2nd); CBS, 2004 (2nd); Sports Illustrated, 2004 (2nd); NABC, 2005 (3rd)

Raymond Felton: Associated Press, 2005 (3rd)

Tyler Hansbrough: The Sporting News, 2006, 2007, 2008, 2009; USBWA, 2007, 2008, 2009; Rupp Award, 2006, 2007, 2008, 2009; Associated Press, 2006 (3rd), 2007 (2nd), 2008, 2009; NABC 2006 (3rd), 2007, 2008, 2009; Basketball Times 2006 (3rd), 2007 (2nd), 2008, 2009 (2nd); John Wooden Team, 2007, 2008, 2009; Sports Illustrated, 2007 (2nd), 2008, 2009; Fox, 2008, 2009 (2nd)

Ty Lawson: Associated Press, 2009 (2nd); NABC, 2009; Wooden, 2009; Sports Illustrated, 2009; CBS Sportsline, 2009; Basketball Times, 2009; The Sporting News, 2009 (2nd); Rupp, 2009 (2nd); Fox, 2009 (3rd)

Tyler Zeller: Sporting News, 2011 (2nd); Wooden, 2012; Associated Press, 2012 (2nd); NABC, 2012 (2nd); USBWA, 2012 (2nd); The Sporting



Phil Ford won the Wooden Award and was the co-consensus National Player of the Year as a senior in 1978.

News, 2012 (2nd); Basketball Times, 2012 (2nd); CBSSports.com, 2012 (3rd)

Harrison Barnes: Sporting News, 2011 (3rd); NABC, 2012 (2nd)

Kendall Marshall: CBSSports.com, 2012 (1st); Associated Press, 2012 (3rd)

Marcus Paige: Sporting News, 2014 (2nd); Basketball Times, 2014 (3rd)

Brice Johnson: Associated Press, 2016; NABC, 2016; USBWA, 2016; Wooden, 2016; USA Today, 2016; Sports Illustrated, 2016; Scout.com, 2016; Sporting News, 2016 (3rd)

Justin Jackson: Associated Press, 2017; NABC, 2017; Sporting News, 2017; Wooden, 2017; USBWA, 2017 (2nd); Sports Illustrated, 2017 (2nd); USA Today, 2017 (2nd)

MULTI-YEAR FIRST-TEAM ALL-AMERICA SELECTIONS

FOUR TIMES

Tyler Hansbrough: 2006, 2007, 2008, 2009

THREE TIMES

Jack Cobb: 1924, 1925, 1926

Phil Ford: 1976, 1977, 1978

Mike O'Koren: 1978, 1979, 1980

Sam Perkins: 1982, 1983, 1984

TWO TIMES

Cartwright Carmichael: 1923, 1924

George Glamack: 1940, 1941

Lennie Rosenbluth: 1956, 1957

Billy Cunningham: 1964, 1965

Bob Lewis: 1966, 1967

Larry Miller: 1967, 1968

Charles Scott: 1969, 1970

Mitch Kupchak: 1975, 1976

Al Wood: 1980, 1981

James Worthy: 1981, 1982

Michael Jordan: 1983, 1984

Eric Montross: 1993, 1994

Antawn Jamison: 1997, 1998

• *Hansbrough is the only four-time first-team All-America in ACC history and one of only two in NCAA history.*

• *Hansbrough, Cobb, Ford, O'Koren and Perkins are among the seven players in ACC history to earn first-team All-America honors at least three times (with NC State's David Thompson and Virginia's Ralph Sampson).*

WAYMAN TISDALE AWARD

USBWA National Freshman of the Year

Marvin Williams: 2005

Tyler Hansbrough: 2006

FRESHMAN ALL-AMERICAS

Phil Ford: Basketball Weekly, 1975

Michael Jordan: Basketball Weekly, 1982; NBC, 1982

Brad Daugherty: Basketball Weekly, 1983 (2nd)

J.R. Reid: Basketball Times, 1987; Basketball Weekly, 1987

Jerry Stackhouse: Basketball Weekly, 1994; Basketball Times, 1994

Rasheed Wallace: Basketball Weekly, 1994 (4th)

Antawn Jamison: Basketball Weekly, 1996 (2nd); Basketball Times, 1996 (2nd)

Ed Cota: Basketball Weekly, 1997; Basketball Times, 1997 (2nd)

Kris Lang: College Hoops Insider, 1999

Joseph Forte: The Sporting News, 2000; Basketball Times, 2000 (2nd)

Marvin Williams: Basketball Times, 2005; The Sporting News, 2005

Tyler Hansbrough: The Sporting News, 2006; Basketball Times, 2006

Brandon Wright: The Sporting News, 2007; Basketball Times, 2007

Harrison Barnes: USBWA, 2011; FoxSports.com, 2011

Kendall Marshall: The Sporting News, 2011; USBWA, 2011 (2nd)

Marcus Paige: Kyle Macy, 2013

NATIONAL COACHES OF THE YEAR

Frank McGuire: United Press International, 1957

Dean Smith: National Association of Basketball Coaches, 1977; U.S. Basketball Writers Association, Basketball Weekly, 1979; Medalist, 1982; Naismith, 1993

Bill Guthridge: National Association of Basketball Coaches, Naismith Award, The Sporting News, CBS/Chevrolet, 1998

Matt Doherty: Associated Press, 2001

Roy Williams: New York Athletic Club, 2005, 2009, 2017; Associated Press, USBWA, Rupp Award, Sports Illustrated, 2006

ACC 50TH ANNIVERSARY TEAM

Lennie Rosenbluth: 1955-57

Billy Cunningham: 1963-65

Larry Miller: 1966-68

Charles Scott: 1968-70

Bobby Jones: 1972-74

Walter Davis: 1974-77

Phil Ford: 1974-78

James Worthy: 1980-82

Sam Perkins: 1981-84

Michael Jordan: 1982-84

Brad Daugherty: 1983-86

Antawn Jamison: 1996-98

• *Carolina had 12 players on the ACC's 50th Anniversary Team selected in 2003, more than any other school. Michael Jordan was selected the No. 1 male athlete in ACC history*

ACC PLAYERS OF THE YEAR

Lennie Rosenbluth: 1957

Pete Brennan: 1958

Lee Shaffer: 1960

Billy Cunningham: 1965

Larry Miller: 1967, 1968

Mitch Kupchak: 1976

Phil Ford: 1978

Michael Jordan: 1984

Antawn Jamison: 1998

Joseph Forte: 2001 (co-winner)

Tyler Hansbrough: 2008

Ty Lawson: 2009

Tyler Zeller: 2012

Justin Jackson: 2017

CAROLINA HONOR ROLL

Jeffrey Camarati

Jeffrey Camarati

J.D. Lyon Jr.



Tyler Hansbrough was a three-time consensus first-team All-America and the 2008 National Player of the Year.



Marcus Paige won back-to-back Skip Prosser Awards in 2015 and 2016 as the ACC's top scholar-athlete.



Brice Johnson is one of UNC's 18 consensus first-team All-America selections.

ACC COACHES OF THE YEAR

- Frank McGuire: 1957
- Dean Smith: 1967, 1968, 1971, 1976, 1977, 1979, 1988, 1993
- Bill Guthridge: 1998
- Roy Williams: 2006, 2011

ACC ATHLETES OF THE YEAR

- Lennie Rosenbluth: 1957
- Larry Miller: 1967
- Charles Scott: 1970 (co-winner)
- Phil Ford: 1977, 1978
- James Worthy: 1982
- Michael Jordan: 1984
- Antawn Jamison: 1998
- Sean May: 2005
- Tyler Hansbrough: 2008

ACC TOURNAMENT MVPs

- Lennie Rosenbluth: 1957
- Larry Miller: 1967, 1968
- Charles Scott: 1969
- Lee Dedmon: 1971 (co-winner)
- Robert McAdoo: 1972
- Phil Ford: 1975
- John Kuester: 1977
- Dudley Bradley: 1979
- Sam Perkins: 1981
- James Worthy: 1982
- J.R. Reid: 1989
- Rick Fox: 1991
- Jerry Stackhouse: 1994
- Shammond Williams: 1997
- Antawn Jamison: 1998
- Brandan Wright: 2007
- Tyler Hansbrough: 2008
- Joel Berry II: 2016

• *Larry Miller is one of nine players to win ACC Player of the Year honors at least two times. Miller, Wake Forest's Len Chappell and Duke's J.J. Redick are the only three players to win ACC Player of the Year and ACC Tournament MVP honors in the same season on two occasions.*

• *Four of the five freshmen to win ACC Tournament MVP honors are Tar Heels – Phil Ford, Sam Perkins, Jerry Stackhouse and Brandan Wright*

ALL-ACC TEAMS

- Jerry Vayda: 1954 (2nd)
- Lennie Rosenbluth: 1955, 1956, 1957
- Tommy Kearns: 1957, 1958
- Pete Brennan: 1957 (2nd), 1958
- Doug Moe: 1959, 1961
- Lee Shaffer: 1959 (2nd), 1960
- York Larese: 1959, 1960, 1961
- Larry Brown: 1962 (2nd), 1963
- Jim Hudock: 1962 (2nd)
- Billy Cunningham: 1963, 1964, 1965
- Bob Lewis: 1965 (2nd), 1966, 1967
- Larry Miller: 1966 (2nd), 1967, 1968
- Rusty Clark: 1968 (2nd)
- Charles Scott: 1968, 1969, 1970
- Bill Bunting: 1969
- Dick Grubar: 1969 (2nd)
- Dennis Wuycik: 1971, 1972
- George Karl: 1971 (2nd), 1972 (2nd), 1973
- Robert McAdoo: 1972
- Bill Chamberlain: 1972 (2nd)
- Bobby Jones: 1973 (2nd), 1974
- Darrell Elston: 1974 (2nd)
- Mitch Kupchak: 1975, 1976
- Walter Davis: 1976 (2nd), 1977
- Phil Ford: 1976, 1977, 1978
- Tommy LaGarde: 1977 (2nd)
- Mike O'Koren: 1978, 1979 (2nd), 1980
- Al Wood: 1979, 1980 (2nd), 1981
- James Worthy: 1981 (2nd), 1982
- Sam Perkins: 1982, 1983, 1984
- Michael Jordan: 1983, 1984
- Brad Daugherty: 1985, 1986
- Kenny Smith: 1985 (2nd), 1986 (2nd), 1987
- Steve Hale: 1986 (2nd)
- Joe Wolf: 1987
- J.R. Reid: 1987 (2nd), 1988
- Jeff Lebo: 1988 (2nd)
- Steve Bucknall: 1989 (2nd)
- Kevin Madden: 1989 (2nd)
- Rick Fox: 1990 (3rd), 1991
- Pete Chilcutt: 1991 (3rd)
- Hubert Davis: 1992 (2nd)
- George Lynch: 1992 (3rd), 1993
- Eric Montross: 1993, 1994 (2nd)
- Derrick Phelps: 1994 (2nd)
- Rasheed Wallace: 1995
- Jerry Stackhouse: 1995
- Dante Calabria: 1996 (3rd)
- Jeff McInnis: 1995 (3rd), 1996 (2nd)

- Antawn Jamison: 1996, 1997, 1998
- Serge Zwikker: 1997 (3rd)
- Vince Carter: 1997 (3rd), 1998
- Shammond Williams: 1997 (3rd), 1998 (2nd)
- Ed Cota: 1998 (2nd), 1999 (2nd), 2000 (2nd)
- Ademola Okulaja: 1999
- Brendan Haywood: 2000 (3rd), 2001 (2nd)
- Joseph Forte: 2000 (2nd), 2001
- Jason Capel: 2001 (3rd), 2002 (3rd)
- Raymond Felton: 2003 (3rd), 2004 (3rd), 2005
- Sean May: 2004 (2nd), 2005
- Rashad McCants: 2004, 2005 (3rd)
- Jawad Williams: 2005 (3rd)
- David Noel: 2006 (2nd)
- Reyshawn Terry: 2006 (3rd)
- Tyler Hansbrough: 2006, 2007, 2008, 2009
- Brandan Wright: 2007 (2nd)
- Wayne Ellington: 2008 (2nd)
- Ty Lawson: 2009
- Danny Green: 2009 (3rd)
- Harrison Barnes: 2011 (2nd), 2012
- John Henson: 2011 (2nd), 2012
- Tyler Zeller: 2011 (2nd), 2012
- Kendall Marshall: 2011 (3rd), 2012 (2nd)
- Reggie Bullock: 2013 (2nd)
- James Michael McAdoo: 2013 (2nd), 2014 (2nd media, 3rd coaches)
- Marcus Paige: 2014 (1st media, 1st coaches), 2015 (2nd media, 3rd coaches)
- Brice Johnson: 2015 (3rd media, 3rd coaches), 2016 (media, coaches)
- Justin Jackson: 2017
- Joel Berry II: 2017 (2nd)

MULTI-YEAR FIRST-TEAM ALL-ACC CHOICES FOUR TIMES

- Tyler Hansbrough: 2006, 2007, 2008, 2009

THREE TIMES

- Lennie Rosenbluth: 1955, 1956, 1957
- York Larese: 1959, 1960, 1961
- Billy Cunningham: 1963, 1964, 1965
- Charles Scott: 1968, 1969, 1970
- Phil Ford: 1976, 1977, 1978
- Sam Perkins: 1982, 1983, 1984
- Antawn Jamison: 1996, 1997, 1998

TWO TIMES

- Tommy Kearns: 1957, 1958
- Doug Moe: 1959, 1961

CAROLINA HONOR ROLL

- Bob Lewis: 1966, 1967
- Larry Miller: 1967, 1968
- Dennis Wuycik: 1971, 1972
- Mitch Kupchak: 1975, 1976
- Mike O'Koren: 1978, 1980
- Al Wood: 1979, 1981
- Michael Jordan: 1983, 1984
- Brad Daugherty: 1985, 1986
- Carolina placed three players on the first team in 2012 for the first time in school history and the second time in ACC history (with Duke in 2002)...Carolina has placed four players on the first two teams three times – 1972, 1998 and 2012...Carolina has placed multiple players on the first team 23 times.

ALL-ACC TOURNAMENT TEAMS

- Skippy Winstead: 1954
- Lennie Rosenbluth: 1956, 1957
- Tommy Kearns: 1957 (2nd), 1958
- Joe Quigg: 1957 (2nd)
- Bob Cunningham: 1957 (2nd)
- Pete Brennan: 1957, 1958
- Ray Stanley: 1958 (2nd)
- Lee Shaffer: 1959, 1960
- Doug Moe: 1959 (2nd)
- York Larese: 1959 (2nd), 1960
- Larry Brown: 1963 (2nd)
- Billy Cunningham: 1963, 1964
- Bob Lewis: 1966 (2nd), 1967
- Larry Miller: 1966 (2nd), 1967, 1968
- Rusty Clark: 1967 (2nd), 1968 (2nd)
- Dick Grubar: 1967 (2nd), 1968, 1969 (2nd)
- Charles Scott: 1968, 1969, 1970 (2nd)
- Bill Bunting: 1969 (2nd)
- Lee Dedmon: 1971
- George Karl: 1971 (2nd), 1972
- Robert McAdoo: 1972
- Steve Previs: 1972 (2nd)
- Dennis Wuycik: 1972
- Mitch Kupchak: 1975, 1976
- Walter Davis: 1975 (2nd), 1976 (2nd), 1977 (2nd)
- Phil Ford: 1975, 1977, 1978 (2nd)
- John Kuester: 1977
- Mike O'Koren: 1977, 1979
- Dudley Bradley: 1979
- Dave Colescott: 1979
- Al Wood: 1979 (2nd), 1980, 1981 (2nd)
- Jimmy Black: 1981 (2nd)
- James Worthy: 1981, 1982
- Sam Perkins: 1981, 1982, 1983 (2nd)
- Michael Jordan: 1982, 1983 (2nd), 1984 (2nd)
- Matt Doherty: 1982 (2nd), 1983 (2nd), 1984
- Brad Daugherty: 1985
- Kenny Smith: 1985, 1987 (2nd)
- Joe Wolf: 1987
- Jeff Lebo: 1987, 1988 (2nd), 1989
- J.R. Reid: 1987 (2nd), 1988, 1989
- Scott Williams: 1988
- Steve Bucknall: 1989 (2nd)
- Rick Fox: 1989 (2nd), 1991
- Hubert Davis: 1991, 1992
- Pete Chilcutt: 1991 (2nd)
- King Rice: 1991 (2nd)
- George Lynch: 1992, 1993 (2nd)
- Eric Montross: 1993, 1994 (2nd)
- Brian Reese: 1993
- Donald Williams: 1993 (2nd), 1995 (2nd)
- Derrick Phelps: 1994
- Jerry Stackhouse: 1994, 1995
- Rasheed Wallace: 1994 (2nd), 1995
- Dante Calabria: 1995 (2nd)
- Jeff McInnis: 1995 (2nd)
- Antawn Jamison: 1997, 1998
- Shammond Williams: 1997, 1998
- Ed Cota: 1997 (2nd), 1998 (2nd), 1999 (2nd)
- Serge Zwikker: 1997 (2nd)
- Vince Carter: 1998 (2nd)
- Ademola Okulaja: 1998 (2nd), 1999
- Kris Lang: 1999 (2nd)
- Max Owens: 1999
- Joseph Forte: 2001
- Brendan Haywood: 2001 (2nd)
- Jason Capel: 2001 (2nd)
- Raymond Felton: 2003, 2005



Peyton Williams

**2017 ACC Player of the Year
Justin Jackson**

- Jawad Williams: 2003 (2nd)
- Reyshawn Terry: 2006 (2nd)
- Tyler Hansbrough: 2006, 2008, 2009
- Wayne Ellington: 2007, 2008, 2009 (2nd)
- Ty Lawson: 2007
- Brandan Wright: 2007
- Marcus Ginyard: 2008
- Harrison Barnes: 2011, 2012 (2nd)
- Tyler Zeller: 2011, 2012
- John Henson: 2011 (2nd)
- Kendall Marshall: 2011 (2nd), 2012
- Reggie Bullock: 2013
- P.J. Hairston: 2013
- Marcus Paige: 2013 (2nd), 2015, 2016
- Brice Johnson: 2015, 2016
- Justin Jackson: 2015 (2nd)
- Joel Berry II: 2016
- Isaiah Hicks: 2017 (2nd)
- Tyler Hansbrough is the only Tar Heel to be a first-team All-ACC Tournament selection three times

ACC SIXTH MAN OF THE YEAR

- Isaiah Hicks: 2016

ACC ROOKIES OF THE YEAR

- Sam Perkins: 1981
- Michael Jordan: 1982
- J.R. Reid: 1987
- Ed Cota: 1997
- Joseph Forte: 2000
- Marvin Williams: 2005
- Tyler Hansbrough: 2006
- Brandan Wright: 2007
- Harrison Barnes: 2011

ALL-ACC FRESHMAN TEAMS

- Dante Calabria: 1993 (2nd)
- Jerry Stackhouse: 1994
- Rasheed Wallace: 1994
- Jeff McInnis: 1994 (Honorable Mention)
- Antawn Jamison: 1996
- Ed Cota: 1997
- Kris Lang: 1999
- Joseph Forte: 2000
- Jawad Williams: 2002
- Raymond Felton: 2003
- Rashad McCants: 2003
- Marvin Williams: 2005
- Tyler Hansbrough: 2006
- Bobby Frasor: 2006
- Ty Lawson: 2007
- Brandan Wright: 2007
- Ed Davis: 2009
- Harrison Barnes: 2011
- Kendall Marshall: 2011
- Marcus Paige: 2013
- Kennedy Meeks: 2014

- Justin Jackson: 2015

ACC DEFENSIVE PLAYER OF THE YEAR

- John Henson: 2011, 2012

ALL-ACC DEFENSIVE TEAMS

- Brendan Haywood: 2001
- Jackie Manuel: 2004, 2005
- Marcus Ginyard: 2008
- Danny Green: 2009
- John Henson: 2011, 2012
- J.P. Tokoto: 2014 (media, coaches)
- Brice Johnson: 21016 (coaches)

ACC PLAYERS OF THE WEEK

(four or more selections)

- Antawn Jamison: 12 (1 in 1996, 4 in 1997, 7 in 1998)
- Tyler Hansbrough: 10 (1 in 2006, 8 in 2008, 1 in 2009)
- Phil Ford: 6 (1 in 1976, 2 in 1977, 3 in 1978)
- Joel Berry II: 5 (1 in 2016, 4 in 2017)
- Marcus Paige: 5 (4 in 2014)
- Michael Jordan: 5 (3 in 1983, 2 in 1984)
- Mike O'Koren: 5 (2 in 1978, 2 in 1979, 1 in 1980)
- Brice Johnson: 4 (4 in 2016)
- Joseph Forte: 4 (4 in 2001)
- Sam Perkins: 4 (2 in 1982, 2 in 1984)
- Jamison shares the ACC career record with 12 selections with Duke's J.J. Redick
- Hansbrough set the single-season record with eight selections in 2007-08

USBWA DISTRICT COACH OF THE YEAR

- Dean Smith: 1993
- Matt Doherty: 2001
- Roy Williams: 2006, 2011, 2017

JOE LAPCHICK TROPHY

(Top senior college basketball player)

- Sam Perkins: 1984

BOB COUSY AWARD

(Top college point guard)

- Raymond Felton: 2005
- Ty Lawson: 2009
- Kendall Marshall: 2012

MVPS OF

POSTSEASON TOURNAMENTS

- Lennie Rosenbluth: NCAA East Regional, 1957
- Bob Lewis: NCAA East Regional, 1967
- Rusty Clark: NCAA East Regional, 1968
- Charles Scott: NCAA East Regional, 1969
- Bill Chamberlain: NIT, 1971
- Dennis Wuycik: NCAA East Regional, 1972
- John Kuester: NCAA East Regional, 1977
- Al Wood: NCAA West Regional, 1981
- James Worthy: NCAA East Regional, 1982; NCAA Final Four, 1982
- Brad Daugherty: NCAA Southeast Regional, 1985
- George Lynch: NCAA East Regional, 1993
- Donald Williams: NCAA Final Four, 1993
- Jerry Stackhouse: NCAA Southeast Regional, 1995
- Shammond Williams: NCAA East Regional, 1997
- Antawn Jamison: NCAA East Regional, 1998
- Joseph Forte: NCAA South Regional, 2000
- Sean May: NCAA East Regional, 2005; NCAA Final Four, 2005
- Tyler Hansbrough: NCAA East Regional, 2008
- Ty Lawson: NCAA South Regional, 2009
- Wayne Ellington: NCAA Final Four, 2009
- Brice Johnson: NCAA East Regional, 2016
- Luke Maye: NCAA South Regional, 2017
- Joel Berry II: NCAA Final Four, 2017

POSTSEASON

ALL-TOURNAMENT TEAMS

- Lennie Rosenbluth: NCAA Final Four, 1957
- Pete Brennan: NCAA Final Four, 1957
- Bob Lewis: NCAA East Regional, 1967
- Rusty Clark: NCAA East Regional, 1967, 1968; NCAA Final Four, 1967 (2nd)
- Larry Miller: NCAA East Regional, 1967, 1968; NCAA Final Four, 1968

Dan Sears



2012 Academic All-America of the Year Tyler Zeller

Robert Crawford



1998 National Player of the Year Antawn Jamison



All-America & Naismith Hall of Famer Robert McAdoo

Doug Behar



1995 National Player of the Year Jerry Stackhouse

Charles Scott: NCAA East Regional, 1968, 1969; NCAA Final Four, 1968 (2nd)

Bill Bunting: NCAA East Regional, 1969

Bill Chamberlain: NIT, 1971

Dennis Wuycik: NCAA East Regional, 1972

Robert McAdoo: NCAA East Regional, 1972; NCAA Final Four, 1972

George Karl: NCAA East Regional, 1972; NIT, 1973

Bobby Jones: NIT, 1973

Brad Hoffman: NCAA East Regional, 1975

Mitch Kupchak: NCAA East Regional, 1975

Phil Ford: NCAA East Regional, 1975 (2nd)

Walter Davis: NCAA East Regional, 1977

John Kuester: NCAA East Regional, 1977

Mike O'Koren: NCAA Final Four, 1977

Al Wood: NCAA West Regional, 1981; NCAA Final Four, 1981

James Worthy: NCAA West Regional, 1981; NCAA East Regional, 1982; NCAA Final Four, 1982

Sam Perkins: NCAA West Regional, 1981; NCAA East Regional, 1982; NCAA Final Four, 1982

Jimmy Black: NCAA East Regional, 1982

Michael Jordan: NCAA Final Four, 1982; NCAA East Regional, 1983

Brad Daugherty: NCAA Southeast Sub-Regional, 1985; NCAA Southeast Regional, 1985; NCAA West Regional, 1986

Kenny Smith: NCAA Southeast Sub-Regional, 1985; NCAA Southeast Regional, 1985

J.R. Reid: NCAA East Regional, 1987; NCAA West Regional, 1988; NCAA Southeast Regional, 1989

Rick Fox: NCAA East Regional, 1991

Hubert Davis: NCAA East Regional, 1991

Eric Montross: NCAA Southeast Regional, 1992; NCAA East Regional, 1993; NCAA Final Four, 1993

George Lynch: NCAA East Regional, 1993; NCAA Final Four, 1993

Donald Williams: NCAA East Regional, 1993; NCAA Final Four, 1993; NCAA Southeast Regional, 1995

Jerry Stackhouse: NCAA Southeast Regional, 1995

Rasheed Wallace: NCAA Southeast Regional, 1995

Shammond Williams: NCAA East Regional, 1997; NCAA East Regional, 1998

Antawn Jamison: NCAA East Regional, 1997; NCAA East Regional, 1998

Vince Carter: NCAA East Regional, 1997; NCAA East Regional, 1998

Ed Cota: NCAA East Regional, 1997; NCAA East Regional, 1998; NCAA South Regional, 2000

Jason Capel: NCAA South Regional, 2000

Joseph Forte: NCAA South Regional, 2000

Sean May: NCAA East Regional, 2005; NCAA Final Four, 2005

Rashad McCants: NCAA East Regional, 2005; NCAA Final Four, 2005

Raymond Felton: NCAA Final Four, 2005

Tyler Hansbrough: NCAA East Regional, 2007, 2008; NCAA South Regional, 2009; NCAA Final Four, 2009

Brandan Wright: NCAA East Regional, 2007

Wayne Ellington: NCAA East Regional, 2008; NCAA Final Four, 2009

Ty Lawson: NCAA East Regional, 2008; NCAA South Regional, 2009; NCAA Final Four, 2009

Danny Green: NCAA South Regional, 2009

Will Graves: NIT, 2010

Deon Thompson: NIT, 2010

Harrison Barnes: NCAA East Regional, 2011

Tyler Zeller: NCAA East Regional, 2011; NCAA Midwest Regional, 2012

Brice Johnson: NCAA East Regional, 2016; NCAA Final Four, 2016

Marcus Paige: NCAA East Regional, 2016

Joel Berry II: NCAA Final Four, 2016; NCAA South Regional, 2017; NCAA Final Four, 2017

Justin Jackson: NCAA South Regional, 2017; NCAA Final Four, 2017

Kennedy Meeks: NCAA Final Four, 2017

• J.R. Reid (1987-89), Ed Cota (1997-98, 2000) and Tyler Hansbrough (2007-09) are the only Tar Heels to earn All-NCAA Regional honors in three seasons

CoSIDA ACADEMIC ALL-AMERICA TEAMS

Billy Cunningham: 1965

Charles Scott: 1970

Steve Previs: 1972

Dennis Wuycik: 1972

Kim Huband: 1972 (3rd)

Brad Hoffman: 1975 (2nd)

Ed Stahl: 1975 (2nd)

Tommy LaGarde: 1975 (2nd), 1976

Bruce Buckley: 1976 (2nd)

Steve Hale: 1986

Henrik Rodl: 1993 (3rd)

Eric Montross: 1994

Tyler Zeller: 2011, 2012

Marcus Paige: 2014 (2nd), 2015 (2nd), 2016

ACADEMIC ALL-AMERICA OF THE YEAR

Tyler Zeller: 2012

NCAA POST-GRADUATE SCHOLARSHIP WINNERS

Bob Bennett: 1966

John O'Donnell: 1974

Bruce Buckley: 1977

Steve Hale: 1986

Pearce Landry: 1995

ACADEMIC ALL-ACC TEAM

Charlie Shaffer: 1963, 1964

Billy Cunningham: 1965

Tom Gauntlett: 1967

Charles Scott: 1970

Dave Chadwick: 1971

Kim Huband: 1972

Steve Previs: 1972

Dennis Wuycik: 1972

John O'Donnell: 1973, 1974

Brad Hoffman: 1975

Ed Stahl: 1975

Tommy LaGarde: 1975, 1976, 1977

Bruce Buckley: 1976, 1977

Eric Kenny: 1981

Matt Doherty: 1984

Steve Hale: 1984, 1985, 1986

James Day: 1986

Jeff Lebo: 1988

David May: 1988, 1989

Henrik Rodl: 1990, 1991, 1992, 1993

Jason Burgess: 1992

Eric Montross: 1993, 1994

Matt Wenstrom: 1993

Pearce Landry: 1994, 1995

Pat Sullivan: 1995

Will Johnson: 2001, 2003

Jason Capel: 2002

Kris Lang: 2002

Byron Sanders: 2004, 2006

Melvin Scott: 2005

Tyler Zeller: 2009, 2010, 2011, 2012

Marcus Paige: 2013, 2014, 2015, 2016

Luke Maye: 2016, 2017

• Four-time recipients: Henrik Rodl, Tyler Zeller, Marcus Paige

• Three-time recipients: Tommy LaGarde, Steve Hale, Marcus Paige


• Two-time recipients: Charlie Shaffer, John O'Donnell, Bruce Buckley, David May, Eric Montross, Pearce Landry, Will Johnson, Byron Sanders

SKIP PROSSER AWARD

Tyler Zeller: 2011, 2012

Marcus Paige: 2015, 2016

Atlantic Coast Conference's Scholar-Athlete of the Year for Men's Basketball; named for the late Wake Forest coach



1982 National Player of the Year James Worthy

Daily Tar Heel

STATS FOR 1,000-POINT SCORERS

Year	Name	G	FG	FGA	PCT	3PT	3PA	PCT	FT	FTA	PCT	OR	TR	AVG	AST	TO	PF	STL	BLK	PTS	AVG
05-09	Hansbrough, Tyler	142	939	1752	.536	12	38	.316	982	1241	.791	482	1219	8.6	154	297	348	180	65	2872	20.2
74-78	Ford, Phil	123	865	1640	.527				560	693	.808		261	2.1	753		228	163	5	2290	18.6
80-84	Perkins, Sam	135	786	1364	.576	12	28	.429	561	705	.796		1167	8.6	160	185	350	125	245	2145	15.9
54-57	Rosenbluth, Lennie	76	721	1571	.459				603	815	.740		790	10.4	0		210			2045	26.9
77-81	Wood, Al	126	825	1474	.560				365	478	.764		624	5.0	171		328	126	64	2015	16.0
67-70	Scott, Charles	91	805	1678	.480				397	547	.726		649	7.1	193		217			2007	22.1
65-68	Miller, Larry	91	765	1498	.511				452	661	.684		834	9.2	0		224			1982	21.8
95-98	Jamison, Antawn	104	787	1364	.577	8	27	.296	392	635	.617	376	1027	9.9	93	183	256	93	85	1974	19.0
82-86	Daugherty, Brad	135	760	1226	.620	0	1	.000	392	560	.700		1003	7.4	214	295	402	92	146	1912	14.2
73-77	Davis, Walter	119	754	1420	.531				355	459	.773		670	5.6	409		247	149	38	1863	15.7
12-16	Paige, Marcus	141	599	1471	.407	299	798	.375	347	411	.844	55	399	2.8	242	602	274	35	203	1844	13.1
64-67	Lewis, Bob	83	662	1352	.490				512	660	.776		510	6.1	0		194			1836	22.1
81-84	Jordan, Michael	101	720	1333	.540	34	76	.447	314	420	.748		509	5.0	181	200	271	169	71	1788	17.7
76-80	O'Koren, Mike	117	643	1124	.572				479	660	.726		815	7.0	348		327	183	37	1765	15.1
89-93	Lynch, George	140	711	1369	.519	11	32	.344	314	482	.651	431	1097	7.8	233	318	386	241	60	1747	12.5
02-05	McCants, Rashad	98	614	1263	.486	221	553	.415	272	377	.721	147	397	4.1	204	221	237	145	61	1721	17.6
12-16	Johnson, Brice	148	714	1242	.575	0	0	—	288	407	.708	314	1035	7.0	369	133	188	163	111	1716	11.6
62-65	Cunningham, Billy	69	656	1387	.473				397	633	.627		1062	15.4	0		262			1709	24.8
87-91	Fox, Rick	140	633	1221	.518	153	394	.388	284	375	.757		594	4.2	323	339	405	197	44	1703	12.2
06-09	Ellington, Wayne	115	616	1331	.463	229	577	.397	233	288	.809	126	469	4.1	258	175	168	109	14	1694	14.7
83-87	Smith, Kenny	127	628	1226	.512	87	213	.408	293	356	.823		283	2.2	768	373	185	195	6	1636	12.9
90-94	Montross, Eric	139	626	1070	.585	—	—	—	375	601	.624	381	941	6.8	86	211	408	63	169	1627	11.7
14-17	Jackson, Justin	118	615	1341	.459	168	496	.339	228	320	.713	181	481	4.1	314	162	179	76	45	1626	13.8
01-05	Williams, Jawad	128	591	1214	.487	124	355	.349	320	442	.724	231	615	4.8	192	288	225	90	86	1626	12.7
88-92	Davis, Hubert	137	557	1118	.498	197	453	.435	304	371	.819	98	248	1.8	179	135	129	108	23	1615	11.8
72-76	Kupchak, Mitch	119	651	1110	.586				309	465	.665		1006	8.5	160		214	15	32	1611	13.5
85-89	Lebo, Jeff	133	524	1095	.479	211	493	.428	308	367	.839		327	2.5	580	263	284	159	7	1567	11.8
86-89	Reid, J.R.	96	584	972	.601	—	—	—	384	575	.668		731	7.6	159	292	304	109	86	1552	16.2
86-90	Williams, Scott	138	595	1080	.551	4	17	.235	314	496	.633		861	6.2	124	266	443	140	161	1508	10.9
08-12	Zeller, Tyler	117	547	1010	.542	0	2	.000	407	524	.777	316	788	6.7	69	165	271	78	130	1501	12.8
91-95	Williams, Donald	126	516	1192	.433	221	572	.386	239	321	.745	62	252	2.0	202	132	130	93	6	1492	11.8
13-17	Meeks, Kennedy	144	608	1097	.554	0	1	.000	266	422	.630	407	1052	7.3	142	187	324	99	154	1482	10.3
69-72	Wuycik, Dennis	87	519	880	.590				431	517	.834		556	6.4	193		266			1469	16.9
98-02	Capel, Jason	120	453	1022	.443	164	437	.375	377	458	.823	214	807	6.7	329	257	302	123	23	1447	12.1
94-98	Williams, Shammond	134	460	1012	.455	233	578	.403	292	344	.849	55	332	2.5	399	271	164	92	2	1445	10.8
06-10	Thompson, Deon	152	579	1171	.494	0	2	.000	256	390	.656	290	743	4.9	114	202	323	118	141	1414	9.3
97-01	Haywood, Brendan	141	541	849	.637	—	—	—	329	554	.592	323	839	6.0	118	223	345	47	304	1411	10.0
98-02	Lang, Kris	128	576	1078	.534	0	1	.000	240	387	.620	219	678	5.3	74	155	216	81	81	1392	10.9
06-09	Lawson, Ty	105	463	896	.517	112	278	.403	337	432	.780	65	303	2.9	608	219	205	184	10	1375	13.1
05-09	Green, Danny	145	491	1079	.455	184	491	.375	202	239	.845	204	590	4.1	256	209	277	160	155	1368	9.4
66-69	Clark, Rusty	91	513	1003	.511				313	448	.699		929	10.2	35		282			1339	14.7
55-58	Brennan, Pete	81	413	991	.417				506	715	.708		854	10.5	0		248			1332	16.4
51-55	Lifson, Al	90	477	1211	.394				368	581	.633		154	3.9	0		0			1322	14.7
85-90	Madden, Kevin	134	519	893	.581	29	84	.345	229	346	.662		475	3.5	217	210	199	100	35	1296	9.7
70-73	Karl, George	94	494	964	.512				305	391	.780		279	3.0	394		278			1293	13.8
99-01	Forte, Joseph	69	479	1055	.454	111	302	.368	221	273	.810	99	399	5.8	210	169	138	121	12	1290	18.7
58-61	Larese, York	72	468	1057	.443				351	441	.796		407	5.7	73		206			1287	17.9
95-98	Carter, Vince	103	481	880	.547	99	269	.368	206	292	.705	183	466	4.5	197	123	190	114	80	1267	12.3
71-74	Jones, Bobby	92	522	859	.608				220	343	.641		817	8.9	285		239			1264	13.7
96-00	Cota, Ed	138	438	969	.452	93	250	.372	292	398	.734	106	517	3.7	1030	470	176	192	25	1261	9.1
02-05	Felton, Raymond	101	414	978	.423	174	464	.375	258	353	.731	69	417	4.1	698	233	233	192	27	1260	12.5
95-99	Okulaja, Ademola	139	424	967	.438	143	382	.374	263	387	.680	310	890	6.4	327	256	273	175	33	1254	9.0
11-14	McAdoo, James Michael	108	467	1044	.447	0	9	.000	298	524	.569	232	640	5.9	111	173	229	132	58	1232	11.4
83-87	Wolf, Joe	128	511	928	.551	23	40	.575	186	243	.765		707	5.5	243	207	279	84	39	1231	9.6
10-12	Barnes, Harrison	75	439	1018	.431	116	332	.349	234	319	.734	149	414	5.5	96	146	140	68	29	1228	16.4
79-82	Worthy, James	84	485	896	.541				249	382	.652		620	7.4	208	94	211	117	94	1219	14.5
02-05	May, Sean	77	442	862	.513	0	11	.000	329	459	.717	267	771	10.0	113	183	188	100	94	1213	15.8
14-	Berry II, Joel	108	399	923	.432	173	456	.379	225	279	.806	45	278	2.6	335	155	217	123	15	1196	11.1
38-41	Glamack, George	70	479						263											1191	17.0
53-56	Vayda, Jerry	92	398	981	.406				391	584	.670		687	7.5			185	27	4	1187	12.9
80-84	Doherty, Matt	129	418	876	.477	20	49	.408	309	406	.761		446	3.5	446	197	230	110	30	1165	9.0
87-91	Chilcutt, Pete	140	483	904	.534	20	58	.345	164	231	.710		766	5.5	188	226	155	115	83	1150	8.2
93-96	McInnis, Jeff	100	403	878	.459	138	348	.397	184	256	.719	63	277	2.8	435	200	177	108	0	1128	11.3
09-12	Henson, John	109	475	955	.497	5	24	.208	169	350	.483	269	885	8.1	108	166	159	68	279	1124	10.3
90-94	Reese, Brian	134	435	869	.501	47	148	.318	196	305	.643	185	436	3.3	266	260	140	70	17	1113	8.3
13-17	Hicks, Isaiah	151	420	735	.571	1	6	.167	271	374	.725	221	546	3.6	100	159	370	50	79	1112	7.4
92-96	Calabria, Dante	135	373	825	.452	193	469	.412	159	221	.719	115	426	3.2	336	195	226	115	8	1098	8.1
93-95	Stackhouse, Jerry	69	353	712	.496	39	110	.355	335	465	.720	171	456	6.6	162	198	129	92	76	1080	15.7
66-69	Bunting, Bill	95	398	774	.514				273	369	.740		612	6.4	42		26				

ALL-TIME ROSTER

Name	Years Played	Name	Years Played	Name	Years Played	Name	Years Played
Aitken, Stuart "Snooks"	1932-35	Chamberlain, Bill	1969-72	Evans, Emanuel	1926-27	Hatchell, Van	2010-11
Akins, Bill	1988-89	Chambers, Bill B.	1972-76	Everett, Charlie	2004-05	Hathaway, Bill	1956-57
Alexander, Tom	1929-32	Chambers, Bill L.	1969-72	Everett, Jim	1999-2001	Hayes, Bill	1930-31
Allen, Bill	1944-45	Chambers, Lenoir	1911-14	Everett, Joe	2001-02	Hayes, Robert	1927-28
Altemose, Bob	1942-44	Chandler, Stuart	1931-33	Evtimov, Vasco	1996-97, 98-99	Haywood, Brendan	1997-2001
Alvarez, Manny	1944-45	Cherry, Scott	1989-93	Exum, Cecil	1980-84	Hayworth, Jim	1942-43, 45-47
Amblor, John	1921-22	Chilcutt, Pete	1987-91	Farleigh, Stuart	1928-30	Hayworth, Lewis	1941-44
Anderson, Don	1943-46	Choate, Page	1928-31	Farrington, James	1917-18	Henderson, Willis	1954-55
Andrews, Ezra	1913-16	Clark, Franklin "Rusty"	1966-69	Feimster, Hank	1940-41	Hendlin, Harry	1930-31
Anisko, Paul	1952-53	Clarke, Buddy	1954-55	Feldman, Larry	1943-44	Hendrick, Frank	1916-17
Antolini, Ed	1940-42	Cleland, Tom	1928-31	Felton, Raymond	2002-05	Henry, David	1930-33
Asch, Roy	1939-40	Cobb, Jack	1923-26	Fenner, Julian	1927-28	Hensley, Marty	1986-87, 88-89
Austin, John	1970-71	Cohen, Raymond	1930-31	Ferraro, Hal	1948-51	Henson, John	2009-12
Baggett, Robert	1926-27	Coker, Kanler	2015-17	Fields, John	1945-46	Hicks, Isaiah	2013-17
Bailey, Edgar "Junie"	1946-47	Cole, Mervin	1946-48	Fingleton, Neil	2001-02	Hines, Wilmer	1930-33
Barber, Howard "Red"	1924-26	Coleman, Justin	2014-16	Fisher, Michael	1945-46	Hirsch, Sid	1930-31
Barber, Milton	1930-33	Colescott, Dave	1976-80	Fitch, Jack	1943-44, 46-47	HITE, Ray	1971-74
Barlow, Jeb	1980-82	Coley, Woody	1974-77	Fitzsimmons, Owen	1915-16	Hodges, Luther	1916-19
Barnes, Harrison	2010-12	Collett, Noah	1931-32	Fleming, Charles	1913-14	Hoffman, Brad	1972-75
Barnes, Octavus	1994-95	Conlon, Marty	1960-61	Fletcher, Ralph	1965-68	Holden, Bill	1925-26
Bauer, Fred	1944-45	Connor, Henry	1930-32	Fogler, Eddie	1967-70	Holding, Clem	1914-16
Beach, Tom	1943-44	Cooke, Mike	1961-64	Ford, Phil	1974-78	Holland, Gehrmann	1956-59
Beale, Earle	1930-31, 32-34	Cooner, Randy	1934-35	Forté, Joseph	1999-2001	Holland, Woody	1938-39
Bell, Mickey	1972-75	Cooper, Stewart	2010-12	Foster, Brooks	2004-05	Holley, Jesse	2003-05
Bennett, Benton	1948-50	Copeland, Mike	2005-09	Fox, Rick	1987-91	Holmes, Jonathan	1999-2003
Bennett, Bob	1963-66	Corson, Craig	1969-72	Frasor, Bobby	2005-09	Holmes, Terry	1948-49
Berry II, Joel	2014-	Cota, Ed	1996-00	Frederick, Brad	1996-99	Homewood, Roy	1912-16
Bershak, Andy	1935-38	Cowan, James "Zeke"	1915-16	Freedman, Ellis	1941-43	Hooker, C.J.	2003-05
Bersticker, Brian	1997-2002	Cox, John	1970-71	Frye, Jim	1965-68	Howard, Jimmy	1938-41
Black, Jimmy	1978-82	Craig, Tom	1928-29	Fuller, Walter	1914-15	Howell, Harry	1924-25
Black, Kenny	1943-44	Creticos, Soc	1943-44	Gaines, Tom	1950-52	Howell, Lee	1930-31
Blood, Ben	1933-35	Crompton, Geff	1973-74, 75-76, 77-78	Gallant, Bill	1962-64	Huband, Kim	1969-72
Bohlander, Justin	2003-04	Crotty, John	1957-60	Gallagher, James	2009-10	Hubert, Desmond	2011-15
Bolick, Daniel	2010-11	Crouch, Patrick	2010-12	Garvin, Dick	1944-45	Hudson, Jim	1959-62
Boone, Adam	2000-02	Crouch, Walter	1929-30	Gauntlett, Tom	1964-67	Hughes, Lester "Red"	1945-46
Boone, Pete	1936-38	Cuneo, Frank	1937-40	Gersten, Bobby	1939-42	Hunter, Curtis	1982-83, 84-87
Bostick, Jim	1966-67	Cunningham, Billy	1962-65	Curry, Ronald	1992-93, 94-96	Hussey, Jack	1942-43
Bowden, Hal	1952-53	Cunningham, Bob	1955-58	Ginyard, Marcus	2005-10	Hutchins, Jim	1934-35
Bowers, Bruce	1962-63	Cuthbertson, Reynolds	1916-19	Gipple, Dale	1968-71	Hutchinson, Joel (Jenks)	1929-30
Bowman, Dave	1937-40	Dalton, Spenser	2014-16	Glance, Ivan "Jack"	1932-35	Hyatt, Rodney	1986-88
Box, Boyce	1943-44	Dameron, Emerson "Sandy"	1928-31	Glamack, George	1938-41	Iannarella, Mike	1963-64
Braddock, Jim	1979-83	Daugherty, Brad	1982-86	Glancy, Gene	1952-54	Jackson, Justin	2014-17
Bradley, Dudley	1975-79	Davis, Ed	2008-10	Godwin, Marion	1949-50	James, Joel	2012-16
Bradley, Tony	2016-17	Davis, Hubert	1988-92	Goodson, Robert	1913-14	James, Larry	1942-43
Brandt, George	1931-33	Davis, Larry	1992-94	Goodwin, Frank	1954-55	James, Antawn	1995-98
Branson, Les	1938-40	Davis, Luke	2012-15	Graham, Tom	1921-23	Jamison, Roger	1971-72
Brennan, Pete	1955-58	Davis, Robert	1913-16	Grandin, Elliot	1916-17	Jenkins, Joe	1987-88
Britt, Nate	2013-17	Davis, Robert	1925-27	Grant, Damion	2002-05	Johnson, Brice	2012-16
Brooker, Lofton	1929-32	Davis, Walter	1973-77	Graves, Will	2007-10	Johnson, Earl	1963-64
Brooker, Michael	1997-2001	Daye, James	1984-86	Green, Danny	2005-09	Johnson, John	1913-16
Brown, Bill	1962-65	Deasy, Howard	1948-52	Green, Johnny	1929-30	Johnson, John	1913-16
Brown, Billy	1927-30	Dedmon, Lee	1968-71	Green, Winton	1921-24	Johnson, Troy	1923-24
Brown, Joe	1966-69	DeLancy, Bill	1925-26	Greene, Hilliard	1954-56	Johnson, Will	1999-2003
Brown, Larry	1960-63	Delany, Jim	1967-70	Greene, John	1988-90	Johnston, Donn	1970-73
Brown, Lou	1958-61	DeLorenzo, Vincent	1945-46	Gribble, Dickson	1965-66	Johnston, D.J.	2010-11
Brown, Sanford	1918-20, 21-22	Denny, Jeff	1986-90	Griffith, Robert	1918-20	Jones, Bobby	1971-74
Brownlee, John	1981-83	Devin, Billy	1923-26	Grimaldi, Vince	1950-53	Jones, Dan	1931-33
Brust, Chris	1978-82	Dewell, John	1943-44	Groll, Stan	1956-57	Jones, Harry	1960-62
Brust, Matt	1984-85	Dillon, John "Hook"	1944-48	Grubar, Dick	1966-69	Jordan, Jim	1944-46
Buckley, Bruce	1973-77	Dilworth, Ben	1937-40	Grubb, Foy	1935-38	Jordan, Michael	1981-84
Bucknall, Steve	1985-89	Dittmar, John	1951-52	Gurganus, Ransom	1927-28	Kappler, Hugo	1948-51
Budko, Pete	1977-81	Dodderer, Bill	1923-26, 27-28	Guyes, Leonard	1949-50	Karl, George	1970-73
Bullock, Reggie	2010-13	Doherty, Matt	1980-84	Gwynn, John	1916-18	Katz, Art	1961-64
Bunting, Bill	1966-69	Donnan, Dick	1942-44	Hackney, Bunn	1924-27	Kaveny, Paul	1933-36
Burgess, Jason	1991-92	Donohue, Jim	1958-60, 61-62	Hackney, Rufus	1926-29	Kearns, Tommy	1955-58
Burke, Dewey	2005-07	Doughton, Ged	1975-79	Hairston, P.J.	2011-	Keesler, Ed	1914-15
Burns, Charlie	1961-63	Douglass, Jay	1919-20	Hale, Steve	1982-86	Kendall, F. Bloomfield	1930-31
Byerly, Guy	1940-42	Dowd, Carey	1913-14	Hamilton, Jim	1946-47	Kendrick, Frank	1915-16
Byrd, Tom	1943-44	Dowd, James	1918-19	Hanby, Howard	1920-21	Kenny, Eric	1978-81
Calabria, Dante	1992-96	Dowd, William	1943-44	Hanes, John	1910-11	Kepley, Dick	1957-59, 60-61
Calhoun, Jesse "Ikie"	1925-27	Drew II, Larry	2008-11	Hanners, Dave	1973-76	King, Clyde	1944-45
Callahan, Peppy	1960-63	Duis, Ferdinand	1910-11	Hansbrough, Tyler	2005-09	Kittrell, Tom	1919-20
Campbell, Greg	1965-66	Dupont, David	2010-12	Harnden, Chuck	1939-41	Knox, Justin	2010-11
Campbell, Marc	2007-10	Durham, Archie	1930-31	Harper, Lacy "Puny"	1927-30	Kocornik, Dick	1953-54
Capel, Jason	1998-2002	Earey, Mike	1969-70	Harpold, Wayne	1950-51	Kohler, Norm	1946-48
Carmichael, Billy	1917-20, 21-22	Eaton, George	1920-21	Harrell, Beemer	1916-17	Koonce, Donald	1923-24
Carmichael, Cartwright	1920-24	Edwards, Ben	1913-14	Harris, Kenny	1989-91	Kornegay, Bob	1940-41
Carr, Albert	1937-38	Edwards, Paul	1929-32	Harris, Bucky	1930-35	Krafcisin, Steve	1976-77
Carr, Watts	1937-39	Egbuna, Toby	2015-16	Harrison, Billy	1934-35	Krause, Dieter	1960-63
Carrington, George	1910-13	Eggleston, Don	1968-71	Harrison, Ray	1972-74	Kuester, John	1973-77
Carson, Coy	1946-49	Ellington, Bill	1950-51	Harrison, William Jr.	1963-64	Kupchak, Mitch	1972-76
Carter, Jippy	1950-53	Ellington, Wayne	2006-09	Harry, Eric	1974-76	Laczowski, Matt	1999-2000
Carter, Vince	1995-98	Elston, Darrell	1971-74	Hartley, Dick	1942-43, 46-48	LaGarde, Tommy	1973-77
Cathey, George	1926-29	Elstun, Doug	1987-88	Harvell, Billy	1924-26	Landry, Pearce	1993-95
Cernugle, Tony	1937-38, 39-40	Erwin, Jesse	1919-21	Hassell, Charles "Pud"	1963-65	Lang, Kris	1998-2002
Chadwick, Dave	1968-71	Erwin, Roy	1911-12	Hassell, Ray	1963-66	Larese, York	1958-61

ALL-TIME ROSTER

Lawson, Ty	2006-09	Morrison, Ian	1964-65	Rodman, Cam	1941-43, 46-47	Tokoto, J.P.	2012-15
Lebed, Hank	1948-49	Mullis, Clyde "Pete"	1935-38	Rohlman, Aaron	2016-	Tsantes, John	1948-50
Lebo, Jeff	1985-89	Murray, Robert	1920-21	Ronner, Terry	1963-64	Turk, Irving	1949-50
Lee, P.A.	1941-42	Myers, Bill	1931-32	Roper, Gary	1984-85	Turner, Bill	1927-28
Leonard, Clyde	1930-31			Rose, Bob	1939-42	Tuttle, Gerald	1966-69
Lewis, Bob	1964-67	Nagy, Fritz	1942-43	Rosemond, Ken	1955-57	Tuttle, Richard	1968-71
Lewis, Wray	1940-42	Nalle, Brodie	1931-33	Rosenbluth, Lennie	1954-57	Tyndall, Webb	1995-97
Lifson, Al	1951-55	Nathan, Marx	1945-46, 47-48	Rourke, Bill	1918-21		
Likins, Paul	1951-55	Ndiaye, Makhtar	1996-98	Rozier, Clifford	1990-91	Underwood, Emmett	1925-26
Lineberger, Henry	1921-24	Neal, David	1994-96	Rush, Shea	2016-		
Lineberger, Joe	1930-33	Nearman, Sherman "Nemo"	1946-50	Ruth, Earl	1935-38	Valentine, Keith	1975-76
Lipfert, Bailey	1917-21	Neiman, Abe	1921-23, 25-26	Ryan, Fred "Rip"	1946-49	Vanstory, Bill	1925-28
Little, Bryce	1916-17	Neiman, David	1928-30			Vayda, Jerry	1952-56
Little, Crowell	1936-37	Nelson, Joe	1940-41	Salvadori, Kevin	1990-94	Vinroot, Richard	1961-63
Little, Greg	2007-08	Nelson, Melvin	1933-36	Salz, Harvey	1957-60	Virgil, John	1976-80
Long, Albert	1952-55	Newby, Terrence	1996-2000	Sanders, Byron	2002-06	Voris, Bill	1944-45
Long, Cyrus	1910-12, 13-14	Newcombe, Arthur "Artie"	1925-26	Satterfield, Henry	1927-29		
Long, Meb	1912-16	Noel, David	2002-06	Sawyer, Holmes	1918-19	Waddell, Charles	1972-74
Long, Morris	1932-34	Norfolk, Ira	1944-46	Scholbe, Roger	1945-48	Wagner, Edwin	1946-48
Longest, Ed	1929-30, 31-32	Norwood, Michael	1985-87	Schwarz, Ernie	1950-53	Wakeley, William	1910-11
Loock, Bill	1940-41	Nymicz, Dan	1946-49	Scott, Charles	1967-70	Walker, Cliff	1953-54
Lotz, Danny	1956-59			Scott, Melvin	2001-05	Wallace, Jack	1951-53
Lougee, Edgar	1942-43	O'Donnell, John	1971-74	Scruggs, Boyce	1915-16	Wallace, Rasheed	1993-95
Loughran, George	1914-15	O'Koren, Mike	1976-80	Searcy, Roy	1955-58	Walsh, Donnie	1959-62
Lutz, Loren	1975-76	Okulaja, Ademola	1995-99	Seixas, Vic	1942-43, 46-47	Walters, John	1930-31
Lynch, George	1989-93	Owens, Max	1997-2001	Severin, Paul	1938-41	Ward, Dick	1954-55
Lynch, Peter	1916-19			Seymore, Sasha	2014-15	Washington, Donald	1972-73
Lynn, Clyde	1994-96	Paige, Marcus	2012-16	Shaffer, Charlie	1961-64	Watkins, John	1926-27
		Paine, George	1940-43	Shaffer, Dean	1980-81	Watson, Bill	1938-40
Madden, Kevin	1985-86, 87-90	Parker, John	1912-13	Shaffer, Lee	1957-60	Watt, Lawrence	1924-25
Maddie, Bud	1950-54	Patterson, Fred	1915-16	Sharpe, Bill	1926-27	Watts, Justin	2008-12
Mahler, Carl	1921-23	Patterson, Richard	1949-51	Shaver, Tony	1973-74	Wear, David	2009-10
Makkonen, Timo	1981-84	Paxton, Bob	1944-48	Shepard, Carlyle	1915-17, 19-21	Wear, Travis	2009-10
Manor, James	2012-	Penton, Dan	1922-24	Sher, Phil	1929-30	Weathers, Virgil	1931-34
Manuel, Jackie	2001-05	Pepper, Mike	1977-81	Shook, Bud	1941-42	Webb, Ricky	1967-69
Markham, Bill	1930-33	Peppers, Julius	1999-2001	Shores, Tommy	1953-54	Webster, Latch	1934-36
Markin, Walter	1944-45	Perkins, Aubrey	1925-28	Shytle, Ed	1940-42	Weinstein, Harvey	1946-48
Marks, Dan	1941-43	Perkins, Sam	1980-84	Sides, Bob	1924-27	Wells, Darius	1948-51
Marpet, Artie	1928-31	Perry, Gales	1939-40	Simmons, Jackson	2011-15	Wenstrom, Matt	1989-93
Marshall, Kendall	2010-12	Perry, Curtis "Sis"	1916-18, 21-22	Slater, John	1929-31	White, Bill	1948-51
Martin, Warren	1981-83, 84-86	Pessar, Hank	1938-41	Smith, Bill	1951-52	White, Jim	1941-43, 45-47
Massey, Moulton	1915-16	Petree, Terrence	2009-10	Smith, James	1973-74	White, Kenny	1999-2000
Mathes, Albert	1937-40	Peters, Pete	1946-47	Smith, Julian	1939-42	White, Stilman	2011-12, 2014-17
May, David	1987-89	Peterson, Buzz	1981-85	Smith, Junius	1910-12	Whitehead, Gra	1967-68
May, Sean	2002-05	Phelps, Derrick	1990-94	Smith, Kenny	1983-87	Wideman, Frank	1942-44
Maye, Luke	2015-	Phillips, Bob	1950-53	Smith, Larry	1991-92	Wiel, Randy	1975-79
McAdoo, James Michael	2011-	Phipps, John	1931-32	Smith, Mike	1964-66	Wiley, John	1927-28
McAdoo, Robert	1971-72	Pinson, Theo	2014-	Smith, Ranzino	1984-88	Wilkins, Thomas	2005-06
McCabe, Gerry	1952-56	Poole, Barney	1943-44	Smith, Winslow	1927-29, 30-31	Williams, Donald	1991-95
McCachren, Dave	1931-34	Poole, Jim	1943-44	Smithwick, Jim	1963-66	Williams, Jawad	2001-05
McCachren, George "Toad"	1940-43	Poole, Jimmy	1922-25	Snyder, Roy	1940-41	Williams, Kenny	2015-
McCachren, Jim	1933-36	Poole, Grey	1957-60	Sprague, Pete	1953-54	Williams, Lloyd	1920-22
McCachren, William	1936-37, 38-39	Popson, Dave	1983-87	Spurlock, Harold	1944-46	Williams, Marvin	2004-05
McCants, Rashad	2002-05	Popete, Yogi	1959-61, 62-63	Stackhouse, Jerry	1993-95	Williams, Scott Carmichael	1997-99
McComb, Ken	1960-61	Potts, Ramsey	1935-37	Stahl, Ed	1972-75	Williams, Scott Christopher	1986-90
McDonald, Leslie	2009-	Pou, James	1913-14	Stallard, Sam	1943-44	Williams, Shammond	1994-98
McDonald, Monk	1920-24	Powell, Jack	1952-53	Stanley, Ray	1957-60	Wilson, Don	1941-42
McDonald, Sam	1922-25	Prevatte, Dick	1928-29	Stein, Lewis	1911-12	Wilson, Glenn	1925-26
McDuffie, Lewis "Mac"	1916-17	Previs, Steve	1969-72	Stephenson, Glen	1952-53	Winstead, Skippy	1951-54
McInnis, Jeff	1993-96	Price, Damien	2001-04	Stephenson, Travis	1991-93	Wolf, Jeff	1976-80
McKinney, Horace "Bones"	1945-46	Price, Henry "Red"	1926-29	Stephenson, Alex	2006-08	Wolf, Joe	1983-87
McKnight, Roy	1910-12	Propst, Floyd	1951-52	Stevenson, Buster	1943-44, 45-46	Wood, Al	1977-81
McLamb, Phillip	2001-04	Purser, Carr	1925-28	Stirnweiss, George "Snuffy"	1937-38	Wood, Billy	1942-43
McNairy, Charlie	1994-97	Purser, John	1921-25	Stoopack, Chester "Red"	1936-38	Wood, Surry	2005-08
McSweeney, Bryan	1961-64			Strickland, Dexter	2009-13	Woods, Seventh	2016-
Meeks, Kennedy	2013-17	Quigg, Joe	1955-57	Suggs, Reid	1940-42	Woodall, Ches	1919-21
Melendez, Orlando	1997-02			Sullivan, Pat	1990-93, 94-95	Wooten, Jack	2007-09
Mendler, John	1944-45	Race, George	1927-28, 29-30	Sullivan, Ryan	1995-97	Worley, Dick	1937-39
Meroney, Dave "Red"	1936-37	Radovich, Tony	1952-57	Sutton, Ed	1954-55	Worthy, James	1979-82
Miles, Hall	1945-47	Ragan, Bill	1925-26	Swartzberg, Fred	1946-48	Wright, Brandon	2006-07
Miller, Bill	1947-48	Rainey, John	1935-36			Wright, Hank	1935-37
Miller, Jonathan	2002-04	Ramsey, Frank	1934-35	Tandy, George "Yank"	1913-16	Wright, T.B.	1921-22
Miller, Larry	1965-68	Ranson, Lucius	1912-13	Tanner, J.B.	2007-09	Wuycik, Dennis	1969-72
Miller, Wes	2004-07	Ravenel, Sam	1917-18	Tanner, Frank	2012-13		
Minor, William "Ike"	1931-33, 34-35	Redding, Frank	1949-52	Taylor, Bill	1962-63	Yokley, John	1963-66
Mirken, Mark	1964-67	Redmon, Herman	1912-13	Taylor, Cooper	1951-52, 53-54	Yonakor, Rich	1976-80
Mitchell, Norm	1947-49	Reese, Brian	1990-94	Teague, Ed	1943-44	Young, Bob	1954-57
Mock, Bernie	1943-44	Reid, Garrison	1929-30	Tennent, Charles "Buzz"	1916-18		
Moe, Donnie	1965-67	Reid, J.R.	1986-89	Tennent, George "Raby"	1913-17	Zaiser, Eugene	1932-33
Moe, Doug	1958-61	Respass, Ray	1962-65	Terrell, Simon	1948-50	Zaliagiris, Tom	1974-78
Montross, Eric	1990-94	Rice, King	1987-91	Terry, Reyshawn	2003-07	Zeller, Tyler	2008-12
Moody, Patrick	2007-09	Ritch, Marvin "Philly"	1910-11	Thomas, Gene	1946-47	Zwicker, Serge	1993-97
Moody, Wade	2012-	Robbins, Austin	1939-40	Thomas, Quentin	2004-08		
Moore, James	1929-31	Roberson, Foy	1937-40	Thompson, Clive	1944-45		
Moore, Jim	1963-64, 65-66	Robinson, Brandon	2016-	Thompson, Deon	2006-10		
Morris, Cliff	1983-85	Robinson, Denzel	2012-	Thorne, Charlie	1948-51		
Morris, John	1917-21	Robinson, Lynwood	1981-83	Thorne, Taylor	1942-43, 45-48		
Morris, Worth	1925-28	Robinson, Will	2005-06	Thornton, Thomas	2009-10		
Morrison, Brian	2000-02	Rodl, Henrik	1989-93	Tillett, Bill	1910-13		

This all-time roster includes any known player who appeared in at least one game for the Tar Heels.

ALL-TIME UNIFORM NUMBERS

0
Jesse Holley, Joel James, Nate Britt,
Seventh Woods

00
Eric Montross[^], Brendan Haywood[^]

1
Melvin Scott, Marcus Ginyard, Dexter Strickland, **Theo Pinson**

2
Raymond Felton[^], Wayne Ellington, Marc Campbell, Leslie McDonald, **Joel Berry II[^]**

3
John Rainey, Jimmy Howard, Soc Creitcos, Don Wilson, Herbert Porter, Clive Thompson, Taylor Thorne, Charlie Thorne, Irving Turk, Jeff Denny, Pat Sullivan, Shammond Williams, Vasco Evtimov, Brian Morrison, Reyshawn Terry, Daniel Bolick, Wade Moody, Kennedy Meeks, **Andrew Platek**

4
Jim McCachren, Foy Grubb, Pete Mullis, Bill Watson, Wray Lewis, Dan Marks, Lewis Hayworth, Vic Seixas, Buster Stevenson, Bob Paxton, William White, Lynwood Robinson, James Daye, Kenny Harris, Larry Davis, David Neal, Makhtar Ndiaye, Scott Williams, Brooks Foster, Bobby Frasor, Luke Davis, Isaiah Hicks, **Brandon Robinson**

5
Stuart Aiken, Crowell Little, Foy Roberson, Lew Hayworth, Ed Antolini, George Paine, Don Anderson, Julian Smith, Larry James, Ira Norfolk, Vic Seixas, Dan Nymicz, Marion Godwin, Richard Patterson, Henrik Rodi, Jeff McInnis, Ed Cota, Jackie Manuel, Ty Lawson[^], Dexter Strickland, Kendall Marshall, Marcus Paige[^], Tony Bradley, **Jalek Felton**

6
Earle Beale, Pete Mullis, Foy Grubb, Julian Smith, Ed Shytte, Dick Hartley, Walter Markin, E.B. Stevenson, Marx Nathan

7
Dave McCachren, Jim McCachren, Earl Ruth, Bobby Gersten, Edgar Lougee, P.A. Lee, Jim White, Don Anderson, Mervin Cole, Simon Terrell

8
Ike Manor, Earl Ruth, Bill McCachren, Bob Rose, Barney Poole, Jim Jordan[^], Jim Hamilton, Fred Ryan

9
Bucky Harris, Hank Wright, Dick Worley, Chuck Harnden, Ellis Freedman, Jim Hayworth, Lew Hayworth, Fred Bauer, Norm Mitchell

10 (retired)
Paul Kaveny, Chester Stoopack, George Paine, Bobby Gersten, Cam Rodman, Clyde King, Roger Scholbe, Darius Wells, Lennie Rosenbluth^{*}

11
Morrie Long, Georje Stirmweiss, Paul Severin, Lewis Hayworth, Dick Garvin, Jim White, Harvey Weinstein, John Tsantes, Richard Patterson, Wayne Harpold, Charles Ellenwood, Ken Rosemond, John Crotty, Larry Brown[^],

Ray Hassell, Gerald Tuttle, John Austin, Tony Shaver, Keith Valentine, Mike Pepper, Rodney Hyatt, Scott Cherry, Michael Brooker, Quentin Thomas, Larry Drew II, Stilman White, Brice Johnson[^], **Shea Rush**

12 (retired)
Melvin Nelson, Ramsey Potts, Al Mathes, George McCachren, Vincent DiLorenzo, Coy Carson, Hal Ferraro, Al Lifson, Lee Shaffer[^], Harry Jones, Ray Respass, Jim Frye, Richard Tuttle, Ray Hite, Phil Ford^{*}

13
Virgil Weathers, Frank Cuneo, Ed Shytte, Ellis Freedman, Bernie Mock, John Dillon[^], Benton Bennett, William White, Vince Grimaldi, Ian Morrison, Dick Grubar, Steve Previs, Brad Hoffman, Ademola Okulaja, Neil Fingleton, Will Graves, J.P. Tokoto, Kanler Coker, **Cameron Johnson**

14
Ben Blood, Ramsey Potts, Woody Holland, Guy Byerly, George Paine, Hugo Kappler, Simon Terrell, Skippy Winstead, Dave Hanners, Derek McAllister, Jeff Lebo, Derrick Phelps, Ryan Sullivan, Jonathan Holmes, Danny Green, Terrence Petree, Desmond Hubert, Brandon Robinson

15
Latch Webster, Andy Bershak, Hank Feimster, Reid Suggs, Bob Altmore, Boyce Box, Bill Voris, Jack Fitch, Bones McKinney, Hank Lebed, Hugo Kappler, Bill Smith, Vince Grimaldi, Willis Henderson, John Kuester, Brian Ellerby, Courtney Dupree, Jason Burgess, Shammond Williams, Vince Carter[^], Kenny White, Damien Price, Charlie Everett, Dewey Burke, J.B. Tanner, Leslie McDonald, Stewart Cooper, P.J. Hairston, **Garrison Brooks**

16
Tony Cernugle, Les Branson, Reid Suggs, Jason Glace, Ed Shytte, Dan Marks, Michael Fisher, Norman Kohler

17
Frank Ramsey, Watts Carr, Dick Donnan, Joe Nelson, Don Wilson, Reid Suggs, Fritz Nagy, Manny Alvarez, Miles Hall, Ed Wagner, Irving Turk

18
Dave "Red" Meroney, Ben Dilworth, Bob Rose, Jim White, Jack Fitch, Sherman Nearman, Bill Wood, Harold Spurlock

19
Pete Boone, Hank Pessar, Cam Rodman, John Dewell, Bob Shuford, Bill Allen, Marx Nathan, Norman Kohler, Fred Swartzberg

20 (retired)
George Glamack^{*}, Dan Marks, Frank Wideman, Lester Hughes, Dan Nymicz, Hal Ferraro, Ike Neeley, Cooper Taylor, Paul Anisko, Gene Glancy, Bob Young, Wallace Graham, Don Walsh, Peppy Callahan, John Yokley, Ed Fogler, Bill Chambers, Ray Harrison, David Colescott, Cliff Morris, Steve Bucknall

21
Dave Bowman, Bill Locke, Wray Lewis, John Fields, Rip Ryan, Bill Miller, Howard Deasy, Jerry Vayda, Albert

Lifson, Mitch Kupchak[^], Jimmy Black, Michael Norwood, King Rice, Donald Williams[^], Terrence Newby, Jawad Williams, Deon Thompson, Jackson Simmons, Seventh Woods, **Sterling Manley**

22
Junie Bailey, Benton Bennett, Paul Likins, Edward Sutton, Roy Searcy, York Larese[^], Mike Cooke, Bob Lewis[^], Jim Delany, George Karl, Dudley Bradley, Buzz Peterson, Kevin Madden, Pearce Landry, Webb Tyndall, Scott Williams, Ronald Curry, Justin Bohlander, Wes Miller, Wayne Ellington[^], David Dupont, Frank Tanner, Isaiah Hicks, **Walker Miller**

23 (retired)
Albert Carr, John Tsantes, Bud Maddie, Skippy Winstead, Buddy Clarke, Jimmy Guill, Ged Doughton, Michael Jordan^{*}

24
Bob Altmore, Ernie Schwarz, Walter Davis[^], Jim Braddock, Joe Wolf, Doug Elstun, Dante Calabria, Max Owens, Jesse Holley, Marvin Williams, Surry Wood, Justin Watts, **Kenny Williams**

25
Jippy Carter, Albert Long, James Smith, Donnie Smith, Randy Weil, Steve Hale, Jason Capel, Damion Grant, Justin Knox, J.P. Tokoto, Justin Coleman, **Aaron Rohlman**

30
Darius Wells, Jack Wallace, Cliff Walker, Bill Hathaway, Ray Stanley, Dieter Krause, Jim Moore, Mike Iannarella, Greg Campbell, Al Armour, Dale Gipple, John O'Donnell, Woody Coley, Al Wood[^], Kenny Smith[^], Rasheed Wallace[^], Phillip McLamb, Will Robinson, Jack Wooten, Thomas Thornton, Patrick Crouch, James Manor, Stilman White, **K.J. Smith**

31
Charlie Thorne, Tom Gaines, Al Lifson, Gerry McCabe, Gehrman Holland, Ken McComb, Bruce Bowers, Bill Taylor, Charlie Burns, Bob Bennett, Bill Bunting, Bill Chamberlain[^], Mickey Bell, Loren Lutz, Mike O'Koren[^], Matthew Brust, David May, Brian Reese, Adam Boone, Jonathan Miller, Thomas Wilkins, John Henson, Justin Coleman

32
Leonard Guyes, Frank Redding, Bob Phillips, Gerry McCabe, Bob Cunningham, Lou Brown, Peppy Callahan, Billy Cunningham[^], Mark Mirken, Dave Chadwick, Darrell Elston, Tom Zaliagiris, Eric Kenny, John Brownlee, Pete Chilcutt, Orlando Melendez, Rashad McCants[^], Alex Stepheson, Ed Davis, D.J. Johnston, **Luke Maye**

33 (retired)
Nemo Nearman, Bob Phillips, Gerry McCabe, Danny Lotz, Jim Hudock, Bill Brown, Charles Scott[^], Roger Jamison, Ranzino Smith, Kevin Salvadori, Antawn Jamison^{*}

34
Frank Redding, Bill Ellington, Francis Goodwin, Dick Kepley, Richard Vinroot, Bruce Bowers, Charles Hassell, Terry Ronner, Jim Moore, Jim Bostick, Don

Eggleston, Bobby Jones[^], Pete Budko, J.R. Reid[^], George Lynch[^], Charlie McNairy, David Noel, Brandon Wright, David Wear, Stewart Cooper, Denzel Robinson, Toby Egbuna

35
Cooper Taylor, Pete Brennan[^], Doug Moe[^], Charlie Burns, Bill Galanti, Ralph Fletcher, Lee Dedmon, Bob McAdoo[^], Charles Waddell, Dave Popson, Joe Jenkins, Travis Stephenson, Brad Frederick, Jim Everett, C.J. Hooker, Patrick Moody, James Gallagher, Reggie Bullock

40
Dick Kocornik, Tommy Kearns[^], Yogi Poteet, Bill Harrison, Earl Johnson, Donnie Moe, Ricky Webb, Bill Chambers, Donn Johnston, Bruce Buckley, Gary Roper, Hubert Davis, Ed Geth, Joseph Forte[^], Mike Copeland, Harrison Barnes[^]

41
Paul Likins, Joe Quigg, Hugh Donahue, Terry Ronner, Jim Smithwick, Joe Brown, Mike Earey, Joe Cox, Jeff Crompton, Sam Perkins[^], Byron Sanders

42
Bud Maddie, Walter Green, Hilliard Green, Harvey Salz, Charlie Schaffer, Tom Gauntlet, Gra Whitehead, Kim Huband, Bill Chambers, Jeff Wolf, Brad Daugherty[^], Scott Williams, Jerry Stackhouse[^], Kris Lang, Sean May[^], Joel James, **Brandon Huffman**

43
Jerry Vayda, Grey Poole, Art Katz, Mike Smith, Rusty Clark, Craig Corson, Ed Stahl, John Virgil, Jeb Barlow, Curtis Hunter, Matt Laczkowski, Travis Wear, James Michael McAdoo, Spenser Dalton

44
Tony Radovich, Mike Steppe, Brian McSweeney, Mark Mirken, Larry Miller[^], Dennis Wuycik[^], Donald Washington, Eric Harry, Matt Doherty, Rick Fox, Clyde Lynn, Will Johnson, Tyler Zeller[^], Justin Jackson[^]

45
Tommy LaGarde[^], Chris Brust, Marty Hensley, Clifford Rozier, Serge Zwickler, Julius Peppers, Jesse Holley, Stilman White

50 (retired)
Rich Yonaker, Cecil Exum, Bill Akins, Octavus Barnes, Brian Bersticker, Tyler Hansbrough^{*}

51
Timo Makkonen

52 (retired)
James Worthy^{*}

54
Steve Krafcisin, Warren Martin, John Greene, Vasco Evtimov

55
Matt Wenstrom, Wade Moody

BOLD indicates active player
[^] indicates HONORED jersey
^{*} indicates RETIRED jersey

COACHING RECORDS

FRANK McGUIRE



Frank McGuire came to Chapel Hill prior to the 1952-53 season after five seasons at St. John's. His 1952 team had reached the NCAA championship game before losing to Kansas.

His nine-year record was 164-58. Carolina finished first or tied for first place in the Atlantic Coast Conference standings five times in this period.

With his many contacts among New York high school coaches, he developed a pipeline of top talent for Carolina. This "underground railroad" brought players like Lennie Rosenbluth, Tommy Kearns, Pete Brennan, Joe Quigg and Bob Cunningham to Chapel Hill. They were the starters on McGuire's greatest team — the 1957 squad that went 32-0 and swept the NCAA title.

McGuire also brought New York-area stars like York Larese, Doug Moe, Donnie Walsh, Larry Brown and Billy Cunningham to Carolina.

The highlight of McGuire's Tar Heel career was the 1957 season. Rosenbluth was one of the national scoring leaders, averaging 28.0 points a game. Of Carolina's 32 victories, 13 were by 10 points or less.

The 1957 Final Four in Kansas City is regarded as one of the most exciting ever played. Carolina topped Michigan State, 74-40, in a triple-overtime semifinal game. The next game the Tar Heels had to go three overtimes again before outlasting Kansas, featuring Wilt Chamberlain, 54-53.


McGuire hired Dean Smith to be his top assistant prior to the 1958-59 season. Smith replaced McGuire when he moved to the NBA in 1961.

As coach of the Philadelphia Warriors, he led his team to a 49-31 record. The Warriors—with Hall of Famers Paul Arizin, Tom Gola and Chamberlain—lost to the Boston Celtics in the Eastern Conference finals.

McGuire returned to the college ranks for the 1964-65 season at South Carolina. He compiled a 283-142 record in 16 seasons with the Gamecocks. That gave him a career record of 549-236 in 30 years. He led South Carolina to its only ACC regular-season title in 1970 and only ACC Tournament championship in 1971.

McGuire, a member of the Naismith Hall of Fame, was the first coach in history to win 100 games at three schools and also to take two schools to the NCAA championship game. He remains the only man in history to win ACC titles at two schools.

He was named national coach of the year three times—in 1952 at St. John's, 1957 at Carolina and 1970 at South Carolina.



McGuire led the Tar Heels to the 1957 NCAA title.

CAROLINA BASKETBALL HEAD COACHING RECORDS				
Seasons	Name	No. of Years	W-L	Pct.
1911-14	Nat Cartmell	4	25-24	.510
1915-16	Charles Doak	2	18-16	.529
1917-19	Howell Peacock	3	23-14	.622
1920-21	Fred Boye	2	19-17	.528
1922-23	No Coach	2	30-7	.811
1924	Norman Shepard	1	26-0	1.000
1925	Monk McDonald	1	20-5	.800
1926	Harlan Sanborn	1	20-5	.800
1927-31	James Ashmore	5	80-37	.684
1932-35	George Shepard	4	69-16	.812
1936-39	Walter Skidmore	4	65-25	.722
1940-44	Bill Lange	5	85-41	.675
1945-46	Ben Carnevale	2	52-11	.825
1947-52	Tom Scott	6	100-65	.606
1953-61	Frank McGuire	9	164-58	.739
1962-97	Dean Smith	36	879-254	.776
1997-2000	Bill Guthridge	3	80-28	.741
2000-03	Matt Doherty	3	53-43	.552
2003-present	Roy Williams	14	398-115	.776
Totals		107	2,206-781	.739

BILL GUTHRIDGE



Bill Guthridge led the Tar Heels to two Final Fours in three years as head coach and was consensus National Coach of the Year in 1998. He won more games than any college head coach in history after two seasons and tied Everett Case for most coaching victories after three years. He played or coached in 14 Final Fours, more than any person in NCAA history. That includes two as a head coach at Carolina, 10 as a Tar Heel assistant coach, and one each as a player and assistant coach at his alma mater, Kansas State.

Guthridge was Dean Smith's assistant for 30 years. He joined the UNC staff in 1967 after five years as assistant to Tex Winter at Kansas State. In his 33 seasons at Carolina, the Tar Heels won two NCAA championships (1982 and 1993), played in 12 Final Fours, won the ACC Tournament championship 13 times and played in the ACC Tournament championship game a total of 22 times.

He was a part of 867 wins in 33 seasons at Carolina and 960 college coaching victories overall, including 93 wins while on the staff at Kansas State.

The Parsons, Kan., native posted an 80-28 record in three seasons as Carolina's head coach. Guthridge led the 1998 and 2000 UNC teams to the Final Four. He joined Ohio State's Fred Taylor as just the second man in history to lead teams to two Final Fours in his first three seasons as a head coach. He was named National Coach of the Year in 1997-98. That season, UNC went 34-4 and Guthridge set the NCAA record for wins by a first-year head coach with 34. He directed UNC to the 1998 Atlantic Coast Conference Tournament championship and was named the ACC Coach of the Year.

He coached 1998 National Player of the Year Antawn Jamison and 1999 NBA Rookie of the Year Vince Carter, both of whom entered the NBA Draft after their junior seasons. In his tenure at UNC, he coached five National Players of the Year, six ACC Players of the Year, five ACC Rookies of the Year and 28 first-team All-ACC players. He also coached 66 players who were selected in the NBA and/or ABA Drafts.

Guthridge was an assistant coach along with Hall of Famer John Thompson under Dean Smith in 1976 when the United States won the Olympic gold medal in Montreal.

In 2013, he was inducted into the N.C. Sports Hall of Fame. Guthridge died in May 2015.

HEAD COACHING RECORD

80-28, three seasons

EDUCATION

✓ B.S., Mathematics
Kansas State '60
✓ M.A., Education
Kansas State '63

COACHING HIGHLIGHTS

✓ Won more games (58) in his first two years than any coach in NCAA history and shares the NCAA record for most wins by a three-year coach (80).
✓ Was just the second coach in history to lead teams to two Final Fours in his first three seasons as a head coach.
✓ Was the consensus national coach of the year in 1997-98.
✓ Was a part of 14 Final Fours, including one as a player, 11 as an assistant coach and two as a head coach.

Dan Sears



TAR HEEL COACHING LISTS

Most Games

1133 – Dean Smith
513 – Roy Williams
222 – Frank McGuire
165 – Tom Scott
136 – Bill Lange

Most Wins

879 – Dean Smith
398 – Roy Williams
164 – Frank McGuire
100 – Tom Scott
85 – Bill Lange

Highest Winning Percentage (min. 100 games)

.776 – Dean Smith (879-254)
.776 – Roy Williams (398-115)
.741 – Bill Guthridge (80-28)
.739 – Frank McGuire (164-58)
.684 – James Ashmore (80-37)

Most ACC Regular-Season Wins

364 – Dean Smith
169 – Roy Williams
84 – Frank McGuire
32 – Bill Guthridge
23 – Matt Doherty

YEAR-BY-YEAR RECORDS

Year	Overall W-L	Southern Conference W-L	SC Tournament Finish	Writers Poll	Coaches Poll	Postseason Results	Head Coach	Captains
1910-11	7-4						Nat Cartmell	Marvin Ritch
1911-12	4-5						Nat Cartmell	Junius Smith
1912-13	4-7						Nat Cartmell	Ben Edwards
1913-14	10-8						Nat Cartmell	Meb Long
1914-15	6-10						Charles Doak	Meb Long
1915-16	12-6						Charles Doak	John Johnson
1916-17	5-4						Howell Peacock	George Tennent
1917-18	9-3						Howell Peacock	George Tennent
1918-19	9-7						Howell Peacock	Reynolds Cuthbertson
1919-20	7-9						Fred Boye	Billy Carmichael
1920-21	12-8						Fred Boye	Carlyle Shepard
1921-22	15-6	3-3, Tied 7th	Champion				No Coach	Cartwright Carmichael
1922-23	15-1	5-0, Tied 1st	Second Round				No Coach	Monk McDonald
1923-24	26-0	7-0, Tied 1st	Champion				Norman Shepard	Winton Green
1924-25	20-5	8-0, 1st	Champion				Monk McDonald	Jack Cobb
1925-26	20-5	7-0, Tied 1st	Champion				Harlan Sanborn	Bill Dodderer
1926-27	17-7	7-3, 8th	Semifinalist				James Ashmore	Bunn Hackney
1927-28	17-2	8-1, Tied 3rd	Round of 16				James Ashmore	Billy Morris
1928-29	17-8	12-2, 2nd	Quarterfinalist				James Ashmore	Rufus Hackney, Nap Lufty
1929-30	14-11	4-7, 16th	Round of 16				James Ashmore	Puny Harper
1930-31	15-9	6-6, Tied 9th	Quarterfinalist				James Ashmore	Artie Marpet
1931-32	16-5	6-3, Tied 5th	Finalist				George Shepard	Tom Alexander
1932-33	12-5	5-3, Tied 5th	Semifinalist				George Shepard	Wilmer Hinees
1933-34	18-4	12-2, Tied 2nd	Semifinalist				George Shepard	Dave McCachren
1934-35	23-2	12-1, 1st	Champion				George Shepard	Stewart Aiken
1935-36	21-4	13-3, 2nd	Champion				Walter Skidmore	Jim McCachren
1936-37	18-5	14-3, 2nd	Finalist				Walter Skidmore	Earl Ruth
1937-38	16-5	13-3, 1st	Quarterfinalist				Walter Skidmore	Earl Ruth
1938-39	10-11	8-7, 7th	First Round				Walter Skidmore	Bill McCachren
1939-40	23-3	11-2, 2nd	Champion				Bill Lange	Ben Dilworth
1940-41	19-9	14-1, 1st	Quarterfinalist			NCAA Final 8	Bill Lange	George Glmack, Jim Howard
1941-42	14-9	9-5, 7th	Quarterfinalist				Bill Lange	Bob Rose
1942-43	12-10	8-9, 11th	Did Not Compete				Bill Lange	George McCachren, George Payne
1943-44	17-10	9-1, 1st	Finalist				Bill Lange	Game Captains
1944-45	22-6	11-3, 4th	Champion				Ben Carnevale	Game Captains
1945-46	30-5	13-1, 1st	Semifinalist			NCAA Finalist	Ben Carnevale	Lew Hayworth
1946-47	19-8	10-2, 2nd	Finalist				Tom Scott	Jim Hamilton, Jim White
1947-48	20-7	11-4, 3rd	Semifinalist				Tom Scott	Bob Paxton
1948-49	20-8	13-5, 3rd	Semifinalist				Tom Scott	Dan Nymicz
1949-50	17-12	13-6, 5th	Quarterfinalist				Tom Scott	Nemo Nearman
1950-51	12-15	9-8, 9th	Did Not Compete				Tom Scott	Hugo Kappler, Charlie Thorn
1951-52	12-15	8-11, 11th	Did Not Compete				Tom Scott	Howard Deasy
1952-53	17-10	15-6, 8th	Quarterfinalist				Frank McGuire	Vince Grimaldi, Jack Wallace

SOUTHERN CONFERENCE TOTALS:

43 seasons 304-111 (73.3) 9 Regular-Season Titles, 8 Tournament Championships

1 Helms Foundation national championship (1923-24)

Year	Overall W-L	ACC W-L	ACC Tournament Finish	Writers Poll	Coaches Poll	Postseason Results	Head Coach	Captains
1953-54	11-10	5-6, 5th	Quarterfinalist				Frank McGuire	Game Captains
1954-55	10-11	8-6, Tied 4th	Quarterfinalist				Frank McGuire	Al Lifson, Paul Likens
1955-56	18-5	11-3, Tied 1st	Semifinalist	13th	11th		Frank McGuire	Jerry Vayda
1956-57	32-0	14-0, 1st	Champion	1st	1st	NCAA Champs	Frank McGuire	Lennie Rosenbluth
1957-58	19-7	10-4, Tied 2nd	Finalist	13th	12th		Frank McGuire	Pete Brennan
1958-59	20-5	12-2, Tied 1st	Finalist	9th	6th	NCAA 1st Round	Frank McGuire	Danny Lotz
1959-60	18-6	12-2, Tied 1st	Semifinalist		14th		Frank McGuire	Harvey Salz
1960-61	19-4	12-2, 1st	Did Not Compete	5th	6th		Frank McGuire	Doug Moe, York Larese, Dick Kepley
1961-62	8-9	7-7, Tied 4th	Quarterfinalist				Dean Smith	Jim Hudock
1962-63	15-6	10-4, 3rd	Semifinalist				Dean Smith	Larry Brown, Yogi Poteet
1963-64	12-12	6-8, 5th	Semifinalist				Dean Smith	Mike Cooke, Charlie Shaffer
1964-65	15-9	10-4, Tied 2nd	Quarterfinalist				Dean Smith	Billy Cunningham
1965-66	16-11	8-6, Tied 3rd	Semifinalist				Dean Smith	Bob Bennett, John Yokley
1966-67	26-6	12-2, 1st	Champion	4th	3rd	NCAA 4th Place	Dean Smith	Tom Gauntlett, Bob Lewis
1967-68	28-4	12-2, 1st	Champion	4th	4th	NCAA Finalist	Dean Smith	Larry Miller
1968-69	27-5	12-2, 1st	Champion	4th	2nd	NCAA 4th Place	Dean Smith	Joe Brown, Bill Bunting, Rusty Clark, Dick Grubar, Gerald Tuttle
1969-70	18-9	9-5, Tied 2nd	Quarterfinalist			NIT First Round	Dean Smith	Jim Delany, Eddie Fogler, Charles Scott
1970-71	26-6	11-3, 1st	Finalist	13th	13th	NIT Champion	Dean Smith	Lee Dedmon, Dale Gipple
1971-72	26-5	9-3, 1st	Champion	2nd	2nd	NCAA 3rd Place	Dean Smith	Steve Previs, Dennis Wuycik
1972-73	25-8	8-4, 2nd	First Round	11th	12th	NIT 3rd Place	Dean Smith	Donn Johnston, George Karl
1973-74	22-6	9-3, Tied 2nd	Semifinalist	12th	8th	NIT First Round	Dean Smith	Darrell Elston, Bobby Jones
1974-75	23-8	8-4, Tied 2nd	Champion	9th	10th	NCAA Final 16	Dean Smith	Mickey Bell, Brad Hoffman, Ed Stahl
1975-76	25-4	11-1, 1st	Finalist	8th	6th	NCAA 1st Rd.	Dean Smith	Bill Chambers, Dave Hanners, Mitch Kupchak

YEAR-BY-YEAR RECORDS

Year	Overall W-L	ACC W-L	ACC Tournament Finish	Writers Poll	Coaches Poll	Postseason Results	Head Coach	Captains
1976-77	28-5	9-3, 1st	Champion	5th	3rd	NCAA Finalist	Dean Smith	Bruce Buckley, Woody Coley, Walter Davis, John Kuester, Tommy LaGarde
1977-78	23-8	9-3, 1st	Semifinalist	16th	10th	NCAA 1st Rd.	Dean Smith	Phil Ford, Tom Zaliagirris
1978-79	23-6	9-3, Tied 1st	Champion	9th	3rd	NCAA 2nd Rd.	Dean Smith	Dudley Bradley, Ged Doughton
1979-80	21-8	9-5, Tied 2nd	Semifinalist	15th	15th	NCAA 2nd Rd.	Dean Smith	Dave Colescott, Mike O'Koren, John Virgil, Jeff Wolf, Rich Yonakor
1980-81	29-8	10-4, 2nd	Champion	6th	6th	NCAA Finalist	Dean Smith	Pete Budko, Eric Kenny, Mike Pepper, Al Wood
1981-82	32-2	12-2, Tied 1st	Champion	1st	1st	NCAA Champion	Dean Smith	Jeb Barlow, Jimmy Black, Chris Brust
1982-83	28-8	12-2, Tied 1st	Semifinalist	8th	8th	NCAA Final 8	Dean Smith	Jim Braddock
1983-84	28-3	14-0, 1st	Semifinalist	1st	1st	NCAA Final 16	Dean Smith	Matt Doherty, Cecil Exum, Sam Perkins
1984-85	27-9	9-5, Tied 1st	Finalist	7th	7th	NCAA Final 8	Dean Smith	Buzz Peterson
1985-86	28-6	10-4, 3rd	Quarterfinalist	8th	8th	NCAA Final 16	Dean Smith	Brad Daugherty, Steve Hale
1986-87	32-4	14-0, 1st	Finalist	2nd	3rd	NCAA Final 8	Dean Smith	Kenny Smith, Joe Wolf
1987-88	27-7	11-3, 1st	Finalist	7th	8th	NCAA Final 8	Dean Smith	Joe Jenkins, Ranzino Smith
1988-89	29-8	9-5, Tied 2nd	Champion	5th	4th	NCAA Final 16	Dean Smith	Steve Bucknall, Jeff Lebo
1989-90	21-13	8-6, Tied 3rd	Quarterfinalist			NCAA Final 16	Dean Smith	Kevin Madden, Scott Williams
1990-91	29-6	10-4, 2nd	Champion	4th	4th	NCAA Final 4	Dean Smith	Pete Chilcutt, Rick Fox, King Rice
1991-92	23-10	9-7, 3rd	Finalist	18th	12th	NCAA Final 16	Dean Smith	Hubert Davis
1992-93	34-4	14-2, 1st	Finalist	4th	1st	NCAA Champion	Dean Smith	George Lynch, Henrik Rodl
1993-94	28-7	11-5, 2nd	Champion	1st	9th	NCAA 2nd Rd.	Dean Smith	Eric Montross, Derrick Phelps
1994-95	28-6	12-4, Tied 1st	Finalist	4th	3rd	NCAA Final 4	Dean Smith	Pearce Landry, Pat Sullivan, Donald Williams
1995-96	21-11	10-6, 3rd	Quarterfinalist	25th	24th	NCAA 2nd Rd.	Dean Smith	Dante Calabria
1996-97	28-7	11-5, Tied 2nd	Champion	4th	4th	NCAA Final 4	Dean Smith	Serge Zwikker, Shammond Williams
1997-98	34-4	13-3, 2nd	Champion	1st	3rd	NCAA Final 4	Bill Guthridge	Shammond Williams, Makhtar Ndiaye
1998-99	24-10	10-6, 3rd	Finalist	13th	18th	NCAA 1st Rd.	Bill Guthridge	Ademola Okulaja
1999-00	22-14	9-7, Tied 3rd	Quarterfinalist		11th	NCAA Final 4	Bill Guthridge	Ed Cota
2000-01	26-7	13-3, Tied 1st	Finalist	6th	10th	NCAA 2nd Rd.	Matt Doherty	Brendan Haywood
2001-02	8-20	4-12, Tied 7th	Quarterfinalist				Matt Doherty	Jason Capel, Kris Lang
2002-03	19-16	6-10, Tied 6th	Semifinalist			NIT Quarterfinalist	Matt Doherty	Jonathan Holmes, Will Johnson
2003-04	19-11	8-8, 5th	Quarterfinalist	18th	22nd	NCAA 2nd Rd.	Roy Williams	(no captains selected)
2004-05	33-4	14-2, 1st	Semifinalist	2nd	1st	NCAA Champion	Roy Williams	Jackie Manuel, Melvin Scott, Jawad Williams
2005-06	23-8	12-4, 2nd	Semifinalist	10th	14th	NCAA 2nd Rd.	Roy Williams	David Noel, Byron Sanders
2006-07	31-7	11-5, Tied 1st	Champion	4th	Tied 5th	NCAA Final 8	Roy Williams	Wes Miller, Reyshawn Terry
2007-08	36-3	14-2, 1st	Champion	1st	Tied 3rd	NCAA Final 4	Roy Williams	Quentin Thomas, Marcus Ginyard
2008-09	34-4	13-3, 1st	Semifinalist	2nd	1st	NCAA Champion	Roy Williams	Bobby Frasor, Danny Green, Tyler Hansbrough
2009-10	20-17	5-11, Tied 9th	First Round			NIT Finalist	Roy Williams	Marcus Ginyard, Deon Thompson
2010-11	29-8	14-2, 1st	Finalist	7th	8th	NCAA Final 8	Roy Williams	Justin Knox, Justin Watts, Tyler Zeller
2011-12	32-6	14-2, 1st	Finalist	4th	6th	NCAA Final 8	Roy Williams	Justin Watts, Tyler Zeller
2012-13	25-11	12-6, 3rd	Finalist			NCAA 2nd Rd.	Roy Williams	Dexter Strickland, Reggie Bullock, James Michael McAdoo
2013-14	24-10	13-5, Tied 3rd	Quarterfinalist	19th	21st	NCAA 2nd Rd.	Roy Williams	James Michael McAdoo, Marcus Paige
2014-15	26-12	11-7, 5th	Finalist	15th	12th	NCAA Final 16	Roy Williams	Desmond Hubert, Marcus Paige
2015-16	33-7	14-4, 1st	Champion	3rd	2nd	NCAA Finalist	Roy Williams	Joel James, Brice Johnson, Marcus Paige
2016-17	33-7	14-4, 1st	Semifinalist	5th	1st	NCAA Champion	Roy Williams	Joel Berry II

Seasons: 107

Overall Record: 2206-781 (.739)

Dean E. Smith Center Record: 394-68 (.853)

ACC Regular-Season Record: 672-267 (.716)

ACC Regular-Season Titles: 31 (1956, 1957, 1959, 1960, 1961, 1967, 1968, 1969, 1971, 1972, 1976, 1977, 1978, 1979, 1982, 1983, 1984, 1985, 1987, 1988, 1993, 1995, 2001, 2005, 2007, 2008, 2009, 2011, 2012, 2016, 2017)

ACC Tournament Championships: 18 (1957, 1967, 1968, 1969, 1972, 1975, 1977, 1979, 1981, 1982, 1989, 1991, 1994, 1997, 1998, 2007, 2008, 2016)

ACC Tournament Record: 97-45 (.683)

NCAA Appearances: 48

NCAA Tournament Record: 123-45 (.732)

NCAA Championships: 6 (1957, 1982, 1993, 2005, 2009, 2017)

NCAA Final Fours: 20 (1946, 1957, 1967, 1968, 1969, 1972, 1977, 1981, 1982, 1991, 1993, 1995, 1997, 1998, 2000, 2005, 2008, 2009, 2016, 2017)

NIT Appearances: 6

NIT Championship: 1 (1971)

Top 25 Media Poll Finishes: 49

Top 25 Coaches Poll Finishes: 51

No. 1 in Final AP Poll: 6 (1957, 1982, 1984, 1994, 1998, 2008)

No. 1 in Final Coaches Poll: 7 (1957, 1982, 1984, 1993, 2005, 2009, 2017)

SCORES IN THE ROY WILLIAMS ERA

(Note: Scores from previous years are available at GoHeels.com)

*Indicates overtime game
**Indicates double-overtime game
***Indicates triple-overtime game

2003-04

Record: 19-11; H: 12-2; A: 4-7; N: 3-2

ACC 8-8, 5th Place
NCAA Second Round
Coach: Roy Williams

Table of scores for the 2003-04 season, listing opponents, home/away status, and scores.

Record: 33-4; H: 15-0 A: 8-2 N: 10-2

ACC 14-2, 1st Place
NCAA Champion
Coach: Roy Williams

Table of scores for the 2004-05 season, listing opponents, home/away status, and scores.

2005-06

Record: 23-8; H: 13-4 A: 8-2 N: 2-2

ACC 12-4, 2nd Place
NCAA Second Round
Coach: Roy Williams

Table of scores for the 2005-06 season, listing opponents, home/away status, and scores.

2006-07

Record: 31-7; H: 16-1 A: 6-4 N: 9-2

ACC 11-5, Tied 1st Place
NCAA Final Eight, ACC Champion
Coach: Roy Williams

Table of scores for the 2006-07 season, listing opponents, home/away status, and scores.

NCAA East Regional

Table of scores for NCAA East Regional games.

2007-08

Record: 36-3; H: 14-2 A: 13-0 N: 9-1

ACC 14-2, 1st Place
NCAA Final Four, ACC Champion
Coach: Roy Williams

Table of scores for the 2007-08 season, including regional and national games.

2008-09

Record: 34-4; H: 14-1 A: 8-2 N: 12-1

ACC 13-3, 1st Place
NCAA Champion
Coach: Roy Williams

Table of scores for the 2008-09 season, including regional and national games.

Table of scores for ACC Tournament and NCAA South Regional games.

NCAA Final Four

Table of scores for NCAA Final Four games.

2009-10

Record: 20-17; H: 14-5 A: 4-8 N: 2-4

ACC 5-11, Tied 10th Place
NIT Finalist
Coach: Roy Williams

Table of scores for the 2009-10 season, including coaches vs. cancer games and ACC/Big Ten Challenge.

Table of scores for the 2010-11 season, including ACC 14-2, 1st Place and NCAA Final Eight.



J.D. Lyon Jr.

2017 NCAA CHAMPIONS

- Carolina won its sixth NCAA championship (third in the last 13 years) with a 71-65 win over Gonzaga on April 3 in the University of Phoenix Stadium in Glendale, Ariz.
- Carolina is third in NCAA championships behind UCLA (11) and Kentucky (8).
- The Tar Heels went 33-7, including 14-4 in the ACC, 1-1 in the ACC Tournament in Brooklyn and 6-0 in the NCAA Tournament.
- Carolina won the ACC regular-season title by two games over Florida State, Notre Dame and Louisville.

RPI, STRENGTH OF SCHEDULE

- Carolina ended the year with the No. 1 RPI and the second-strongest strength of schedule in the country as ranked by the NCAA.
- The Tar Heels were 15-5 against teams in the NCAA's top 50 and 22-7 against the top 100.

ROY'S DEFENSE WINS TITLES

- Roy Williams has led UNC to NCAA championships in 2005, 2009 and 2017. Carolina has held its six Final Four opponents in those respective years to a combined field goal shooting of 35.9 percent.

UNC IN THE NCAA TOURNAMENT

- Carolina made its 48th appearance in the NCAA Tournament. The Tar Heels have the second-most appearances behind Kentucky (56).
- Carolina is the NCAA Tournament leader in Final Fours (20), is second in appearances (48), second in wins (123), second in games (168), second in winning percentage (.732) and third in championships (six).
- The Tar Heels have won the national championship in 1957, 1982, 1993, 2005, 2009 and 2017 and lost in the title game in 1946, 1968,

1977, 1981 and 2016.

FINAL FOUR

- Carolina advanced to the Final Four for an NCAA-record 20th time. No other school has more than 17 Final Four appearances.
- Carolina has played in the Final Four in 1946, 1957, 1967, 1968, 1969, 1972, 1977, 1981, 1982, 1991, 1993, 1995, 1997, 1988, 2000, 2005, 2008, 2009, 2016 and 2017.
- Carolina is the only school to play in the Final Four in eight different decades.

TAR HEELS AS NO. 1 SEED

- Carolina was the No. 1 seed in the South Region. It was the 16th time UNC earned a No. 1 since seeds were established in 1979.
- Carolina has been a No. 1 seed more times than any other school. Duke and Kansas are tied for second with 13; Kentucky has 12.

WILLIAMS IN THE NCAA TOURNAMENT

- Roy Williams is the first coach to win three NCAA championships at his alma mater.
- Williams is one of six coaches to win three or more NCAA titles, including John Wooden (10), Mike Krzyzewski (5), Adolph Rupp (3), Bob Knight (3) and Jim Calhoun (3).
- Williams is the third coach to lead his teams to the national championship game six times, joining John Wooden (10) and Mike Krzyzewski (9).
- Williams is second in NCAA Tournament wins (76), second in games (100), third in winning percentage among coaches with at least 50 games (.760), fourth in Final Fours (9), tied for fifth in NCAA Tournaments (27), tied for third in titles (3), and is the only coach to win a game in 27 consecutive appearances in the NCAA Tournament.



- Williams is 76-24 overall in the NCAA Tournament, including 42-10 at Carolina and 34-14 at Kansas.
- Williams is fourth in Final Fours as a head coach with nine. Only John Wooden (12), Mike Krzyzewski (12) and Dean Smith (11) have more.

FINAL RANKINGS

- Carolina finished fifth in the final Associated Press poll and first in the final USA Today/Coaches poll. The Tar Heels began the year No. 6 in both polls.
- This is the 36th time the AP has ranked Carolina in the top 10 in its final poll and the 24th time UNC finished in the top five.
- This is the ninth time in 14 years Roy Williams has led UNC to a top-10 AP final ranking. It's Williams' 18th top-10 finish in the AP poll in 29 years as a head coach.

ACC REGULAR-SEASON CHAMPS

- The Tar Heels went 14-4 and won the ACC regular-season championship for the 31st time (ACC record) and 21st time outright (ACC record).

ANOTHER 30-WIN SEASON

- Carolina won 33 games. This was the 59th time UNC won 20 or more games, the 37th time the Tar Heels won 25 or more games and the 13th time UNC won at least 30 games.
- This was the seventh time in 14 seasons UNC has won 30 or more games under head coach Roy Williams.

ACC PLAYER OF THE YEAR

- Justin Jackson was the 2017 ACC Player of the Year. He became the 14th Tar Heel to win ACC Player-of-the-Year honors (a total of 15 times).



CONSENSUS ALL-AMERICA

- Jackson earned consensus first-team All-America honors, the second consecutive year a Tar Heel has earned consensus first-team All-America honors (Brice Johnson in 2016).
- Jackson became the 18th Tar Heel to earn consensus first-team All-America honors. Carolina players have earned a total of 27 consensus first-team honors, second most in college basketball history.

HIGH SCORING HEELS

- Carolina averaged 84.4 points per game, most in the ACC and 12th-highest in the country.
- It was the seventh time in Roy Williams' 14 years the Tar Heels led the ACC in scoring (2005-07-08-09-12-16-17). UNC reached the Final Four in five of those seven years and the Elite Eight in the other two seasons.
- It was the eighth time in Williams' 14 seasons the Tar Heels have averaged 80 or more points.

1,000-POINT SCORERS

- Kennedy Meeks, Justin Jackson, Joel Berry II and Isaiah Hicks reached the 1,000 career point total in 2016-17. They were the 73rd, 74th, 75th and 76th Tar Heels to score 1,000 points.
- Carolina has more 1,000-point scorers (76) than any other school in the nation.

REBOUND LEADERS

- Carolina led the nation in rebound margin (12.3 per game), rebounds per game (43.7) and offensive rebounds (15.75 per game).
- Carolina grabbed a school-record 1,749 rebounds, the most by any college team since Houston had 2,074 in 1968. The 1,749 rebounds are the 14th most by any team in college basketball history – the top 13 all came prior to the 1968-69 season.

RECORD-SETTING REBOUND MARGIN

- Carolina's rebound margin of 12.3 per game led the nation and was the highest in UNC history (previous was 11.0 in 2008).

EXPERIENCE COUNTS

- Five Tar Heels finished the season playing in 100 or more career games, including Isaiah Hicks (151), Nate Britt (151), Kennedy Meeks (144), Justin Jackson (118) and Joel Berry II (108).
- Britt and Hicks played in their 151st game when the Tar Heels beat Gonzaga in the national championship game. Only one other player in UNC and ACC history – Deon Thompson – ever played in more games. Thompson set the ACC record by playing in 152 games from 2006-10.

ACC WINS BY TAR HEELS

- Seniors Nate Britt and Isaiah Hicks finished their careers playing in the most ACC regular season and Tournament wins in UNC history with 59.
- Britt and Hicks played in 52 regular-season ACC wins and seven ACC Tournament wins.

2016-17 AWARDS

Joel Berry II

- NCAA Final Four Most Outstanding Player
- NCAA All-Final Four Team
- NCAA South Regional All-Tournament Team
- Second-Team All-ACC
- Maui Jim Maui Invitational MVP
- ACC Player of the Week (four times)
- USBWA District III Team
- NABC District 2 Second Team
- Bob Cousy Award Finalist

Isaiah Hicks

- All-ACC Tournament Team

Justin Jackson

- Consensus First-Team All-America
- NCAA All-Final Four Team
- NCAA South Regional All-Tournament Team
- First-Team All-America (Associated Press, NABC, The Sporting News, John R. Wooden)
- Second-Team All-America (USBWA, Sports Illustrated, USA Today)
- ACC Player of the Year
- First-Team All-ACC
- ACC Player of the Week (two times)
- USBWA District III Player of the Year
- NABC District 2 First Team
- Julius Erving Award Finalist

Luke Maye

- NCAA South Regional Most Outstanding Player
- Academic All-ACC

Kennedy Meeks

- NCAA All-Final Four Team
- Maui Jim Maui Invitational All-Tournament Team

Roy Williams

- New York Athletic Club
- National Coach of the Year (Winged Foot Award)
- USBWA District III Coach of the Year



Jeffrey Camarati

2016-17 STATISTICS & RESULTS

Overall Record: 33-7 • ACC: 14-4
 Home: 16-0 • Away: 7-5 • Neutral: 10-2
 ACC Regular Season Champion • NCAA Champion



JUSTIN JACKSON



KENNEDY MEEKS

DATE	OPPONENT	RESULT	UNC POINTS	UNC REBOUNDS	UNC ASSISTS
Nov. 11	at Tulane	W, 95-75	Jackson 23	Meeks 15	Britt 5
Nov. 13	Chattanooga-1	W, 97-57	Berry 18	Meeks 12	Three with 5
Nov. 15	Long Beach State	W, 93-67	Berry 23	Jackson 10	Woods 5
Nov. 18	at Hawai'i	W, 83-68	Hicks 16	Bradley 13	Berry 6
Nov. 21	vs. Chaminade-2	W, 104-61	Hicks 22	Meeks 10	Berry, Robinson 4
Nov. 22	vs. Oklahoma State-2	W, 107-75	Berry 24	Three with 8	Jackson 6
Nov. 23	vs. Wisconsin-2	W, 71-56	Berry 22	Meeks 16	Berry 3
Nov. 30	at Indiana-3	L, 67-76	Jackson 21	Jackson, Meeks 8	Berry 8
Dec. 4	Radford	W, 95-50	Williams 19	Bradley 11	Jackson 5
Dec. 7	Davidson	W, 83-74	Jackson 27	Jackson 8	Britt 6
Dec. 11	Tennessee	W, 73-71	Williams 12	Bradley 10	Britt 7
Dec. 17	vs. Kentucky-4	L, 100-103	Jackson 34	Meeks 7	Berry 7
Dec. 21	Northern Iowa	W, 85-42	Meeks 18	Meeks 8	Williams 5
Dec. 28	Monmouth	W, 102-74	Jackson 28	Meeks 12	Berry, Jackson 5
Dec. 31	at Georgia Tech	L, 63-75	Jackson 16	Meeks 14	Jackson 3
Jan. 3	at Clemson	W, 89-86 ot	Berry 31	Meeks 16	Britt, Meeks 4
Jan. 8	NC State	W, 107-56	Jackson 21	Bradley, Maye 8	Berry, Pinson 5
Jan. 11	at Wake Forest	W, 93-87	Jackson 19	Meeks 11	Berry 7
Jan. 14	Florida State	W, 96-83	Berry 26	Maye 15	Hicks, Pinson 3
Jan. 16	Syracuse	W, 85-68	Hicks 20	Meeks 12	Pinson 5
Jan. 21	at Boston College	W, 90-82	Jackson 22	Meeks 9	Hicks 4
Jan. 26	Virginia Tech	W, 91-72	Jackson 26	Meeks 14	Berry, Jackson 4
Jan. 28	at Miami	L, 62-77	Jackson 21	three with 6	Berry 4
Jan. 31	Pittsburgh	W, 80-78	Jackson 20	Hicks 8	Britt 4
Feb. 5	Notre Dame-5	W, 83-76	Jackson 16	Meeks 8	Berry 7
Feb. 9	at Duke	L, 68-76	Jackson 21	Pinson 7	Woods 4
Feb. 15	at NC State	W, 97-73	Berry 18	Meeks 8	Berry 6
Feb. 18	Virginia	W, 65-41	Jackson 20	Hicks 8	Jackson 6
Feb. 22	Louisville	W, 74-63	Jackson 21	Meeks 10	Berry 3
Feb. 25	at Pittsburgh	W, 85-67	Jackson 23	Meeks 10	Pinson 7
Feb. 27	at Virginia	L, 43-53	Berry 12	Meeks 7	Maye, Pinson 3
March 4	Duke	W, 90-83	Berry 28	Hicks 9	Pinson 7
March 9	vs. Miami-6	W, 78-53	Hicks 19	Meeks 7	Pinson 6
March 10	vs. Duke-6	L, 83-93	Hicks, Meeks 19	Meeks 12	Pinson 8
March 17	vs. Texas Southern-7	W, 103-64	Jackson 21	Maye 9	Britt 5
March 19	vs. Arkansas-7	W, 72-65	Meeks 16	Meeks 11	Jackson 5
March 24	vs. Butler-8	W, 92-80	Berry 26	Maye 12	Britt, Jackson 5
March 26	vs. Kentucky-8	W, 75-73	Jackson 19	Meeks 17	Jackson 4
April 1	vs. Oregon-9	W, 77-76	Meeks 25	Meeks 14	Pinson 5
April 3	vs. Gonzaga-9	W, 71-65	Berry 22	Meeks 10	Berry 6

- 1-Maui Invitational, Chapel Hill
- 2-Maui Invitational, Lahaina, Hawai'i
- 3-ACC/Big Ten Challenge, Bloomington, Ind.
- 4-CBS Sports Classic, Las Vegas, Nev.
- 5-home game played in Greensboro, N.C.
- 6-ACC Tournament, Brooklyn, N.Y.
- 7-NCAA South Regional, Greenville, S.C.
- 8-NCAA South Regional, Memphis, Tenn.
- 9-NCAA Final Four, Phoenix, Ariz.

2016-17 CAROLINA STATISTICS

Player	GP-GS	MIN	AVG	FG	FG%	3FG	3FG%	FT	FT%	OFF	DEF	REB	AVG	PF	A	TO	BL	ST	PTS	AVG
Jackson	40-39	1280	32.0	264-596	.443	105-284	.370	98-131	.748	58	128	186	4.7	55	113	68	9	31	731	18.3
Berry	38-37	1155	30.4	182-427	.426	88-230	.383	106-137	.774	16	102	118	3.1	84	138	72	5	53	558	14.7
Meeks	40-40	973	24.3	206-371	.555	0-0	—	89-143	.622	152	226	378	9.5	94	41	48	47	38	501	12.5
Hicks	39-39	907	23.3	174-302	.576	0-0	—	113-145	.779	72	141	213	5.5	119	55	64	29	16	461	11.8
Bradley	38-0	555	14.6	102-178	.573	0-0	—	65-105	.619	98	97	195	5.1	69	23	25	22	10	269	7.1
Williams	26-22	617	23.7	58-139	.417	27-80	.338	19-30	.633	34	52	86	3.3	40	56	30	8	23	162	6.2
Pinson	21-13	500	23.8	43-113	.381	9-38	.237	33-47	.702	28	69	97	4.6	37	77	31	4	18	128	6.1
Maye	35-1	497	14.2	78-163	.479	16-40	.400	22-38	.579	58	80	138	3.9	63	41	30	7	15	194	5.5
Britt	40-7	760	19.0	64-181	.354	26-78	.333	27-37	.730	11	62	73	1.8	71	94	37	2	41	181	4.5
Robinson	37-0	281	7.6	22-64	.344	7-30	.233	18-27	.667	11	32	43	1.2	31	28	14	3	9	69	1.9
Woods	40-0	309	7.7	17-60	.283	2-11	.182	25-41	.610	6	49	55	1.4	28	49	42	2	21	61	1.5
White	27-1	97	3.6	10-20	.500	2-4	.500	16-18	.889	5	6	11	0.4	9	5	3	0	3	38	1.4
Rush	20-0	33	1.7	4-14	.286	1-3	.333	6-12	.500	1	3	4	0.2	4	0	2	1	3	15	0.8
Coker	21-1	28	1.3	2-4	.500	0-0	—	5-5	1.000	2	2	4	0.2	6	1	1	0	1	9	0.4
Rohlman	20-0	33	1.7	0-1	.000	0-0	—	0-0	—	1	12	13	0.7	1	1	1	0	0	1	0.0
Team										77	58	135				5				
UNC	40	8025		1226-2633	.466	283-798	.355	642-916	.701	630	1119	1749	43.7	712	722	473	139	283	3377	84.4
Opponents	40	8025		982-2377	.413	319-939	.340	541-746	.725	367	890	1257	31.4	782	458	544	177	249	2824	70.6

2016-17 TEAM STATISTICS (GAME-BY-GAME)

	PTS	FG	FG%	1st	2nd	3FG	3FG%	FT	FT%	O-D-REB	PF	A	TO	B	ST
Carolina, W	95	34-69	.493	.548	.447	9-20	.450	18-25	.720	18-34-52	20	23	13	2	7
at Tulane	75	25-72	.347	.324	.368	12-30	.400	13-19	.684	17-21-38	21	12	12	4	5
Carolina, W	97	34-70	.486	.548	.436	7-15	.467	22-32	.688	22-29-51	13	26	15	4	14
Chattanooga	57	22-63	.349	.361	.333	7-27	.259	6-9	.667	15-17-32	25	11	26	4	7
Carolina, W	93	32-60	.533	.594	.464	5-15	.333	24-35	.686	14-31-45	18	20	13	0	5
Long Beach State	67	24-66	.364	.258	.457	6-26	.231	13-19	.684	12-21-33	28	13	14	1	6
Carolina, W	83	32-67	.478	.351	.633	8-21	.381	11-15	.733	19-27-46	20	19	16	1	5
at Hawai'i	68	26-60	.433	.323	.552	7-22	.318	9-11	.818	7-16-23	15	12	14	2	7
Carolina, W	104	37-64	.578	.559	.600	7-20	.350	23-34	.676	17-35-52	15	18	13	4	12
vs. Chaminade	61	21-58	.362	.407	.323	10-28	.357	9-14	.643	6-17-23	24	7	17	1	6
Carolina, W	107	37-64	.578	.563	.594	8-17	.471	25-29	.862	16-28-44	22	16	16	3	8
vs. Oklahoma State	75	26-72	.361	.351	.371	6-22	.273	17-23	.739	19-13-32	26	5	14	4	9
Carolina, W	71	28-57	.491	.379	.607	3-12	.250	12-12	1.000	7-31-38	13	10	12	3	3
vs. Wisconsin	56	21-55	.382	.296	.464	8-22	.364	6-10	.600	4-22-26	12	12	11	5	8
Carolina, L	67	24-61	.393	.357	.424	6-21	.286	13-22	.591	13-24-37	21	16	12	5	5
at Indiana	76	25-52	.481	.469	.500	8-21	.381	18-27	.667	8-29-37	22	12	16	6	7
Carolina, W	95	34-65	.523	.568	.464	9-20	.450	18-29	.621	15-37-52	11	21	13	4	11
Radford	50	19-62	.306	.370	.257	6-25	.240	6-10	.600	8-21-29	23	9	19	2	8
Carolina, W	83	23-61	.377	.387	.367	10-24	.417	27-34	.794	14-29-43	19	18	15	3	10
Davidson	74	24-59	.407	.346	.455	8-29	.276	18-21	.857	8-25-33	25	10	17	3	4
Carolina, W	73	29-73	.397	.359	.441	2-17	.118	13-24	.542	22-19-41	16	14	10	4	7
Tennessee	71	28-54	.519	.654	.393	3-13	.231	12-15	.800	7-25-32	22	11	16	6	5
Carolina, L	100	35-66	.530	.531	.529	9-17	.529	21-28	.750	10-25-35	22	18	9	5	4
Kentucky	103	40-74	.541	.537	.545	10-18	.556	13-21	.619	15-24-39	20	19	10	2	4
Carolina, W	85	34-65	.523	.419	.618	7-19	.368	10-16	.625	11-31-42	14	20	5	2	12
Northern Iowa	42	16-48	.333	.429	.259	6-24	.250	4-8	.500	3-21-24	15	6	17	2	3
Carolina, W	102	18-43	.431	.419	.448	7-20	.350	33-46	.717	21-36-57	25	22	17	4	4
Monmouth	74	23-70	.329	.368	.281	9-28	.321	19-26	.731	12-24-36	30	7	15	8	7
Carolina, L	63	24-72	.333	.333	.333	5-26	.192	10-14	.714	19-25-44	22	13	20	6	10
at Georgia Tech	75	22-53	.415	.394	.450	3-11	.273	28-33	.848	8-29-37	18	16	16	5	15
Carolina, W (ot)	89	35-78	.449	.417	.441	10-24	.417	9-12	.750	23-28-51	19	17	18	4	9
at Clemson	86	31-68	.456	.533	.400	11-28	.393	13-19	.684	10-22-32	16	12	12	9	10
Carolina, W	107	39-79	.494	.526	.463	12-27	.444	17-25	.680	17-33-50	13	21	12	1	17
NC State	56	23-63	.365	.300	.424	7-23	.304	3-11	.273	10-26-36	18	8	26	3	7
Carolina, W	93	33-64	.516	.531	.500	8-18	.444	19-24	.792	13-28-41	23	22	11	7	8
at Wake Forest	87	28-65	.431	.364	.500	11-27	.407	10-28	.714	13-21-34	20	13	11	9	5
Carolina, W	96	31-73	.425	.421	.429	8-18	.444	26-37	.703	21-35-56	22	12	15	0	8
Florida State	83	31-67	.463	.484	.444	9-28	.321	12-26	.462	9-25-34	27	15	15	5	8
Carolina, W	85	35-68	.515	.474	.567	7-24	.292	8-15	.533	18-26-44	13	22	9	2	6
Syracuse	68	26-59	.441	.423	.455	10-24	.417	6-7	.857	6-18-24	13	14	13	4	8
Carolina, W	90	30-64	.469	.387	.545	6-14	.429	24-29	.828	16-27-43	11	17	12	5	7
at Boston College	82	32-68	.471	.382	.559	12-27	.444	6-7	.857	10-21-31	19	15	15	5	4
Carolina, W	91	36-73	.493	.405	.613	14-30	.467	5-9	.556	19-24-43	16	25	7	5	3
Virginia Tech	72	26-51	.510	.500	.519	9-25	.360	11-18	.611	4-18-22	13	14	10	3	4
Carolina, L	62	21-60	.350	.207	.484	7-24	.292	13-19	.684	12-24-36	25	12	14	3	2
at Miami	77	23-56	.411	.480	.355	7-20	.350	24-30	.800	11-30-41	20	14	10	6	8
Carolina, W	80	29-58	.500	.531	.462	9-24	.375	13-19	.684	15-16-31	13	17	8	3	3
Pitt	72	30-54	.556	.552	.560	13-29	.448	5-5	1.000	6-17-23	16	17	10	1	3
Carolina, W	83	30-61	.492	.515	.464	6-17	.353	17-28	.607	17-27-44	22	23	11	6	7
Notre Dame	76	25-56	.446	.407	.483	9-26	.346	17-209	.850	7-18-25	21	14	9	6	1
Carolina, L	78	32-61	.525	.563	.483	4-12	.333	10-18	.556	7-23-30	15	13	5	2	5
at Duke	86	30-57	.526	.533	.519	13-27	.481	13-16	.813	7-24-31	19	15	10	6	3
Carolina, W	97	42-75	.560	.524	.606	7-23	.304	6-8	.750	18-23-41	18	19	11	1	6
at NC State	73	23-52	.442	.423	.462	8-24	.333	19-24	.792	9-16-25	13	11	17	4	7
Carolina, W	65	27-58	.466	.481	.452	7-19	.368	4-7	.571	10-34-44	13	17	9	5	4
Virginia	41	15-54	.278	.333	.233	2-20	1.00	9-12	.750	5-21-26	14	8	6	5	2
Carolina, W	74	23-62	.371	.343	.407	7-18	.389	21-29	.724	16-30-46	16	10	12	5	10
Louisville	63	27-61	.443	.455	.429	5-20	.250	4-13	.308	8-25-33	21	10	16	7	9
Carolina, W	85	33-73	.452	.452	.452	10-24	.417	9-15	.600	24-24-48	22	23	8	3	5
at Pitt	67	19-48	.396	.364	.423	7-24	.292	22-30	.733	9-19-28	17	10	12	3	6
Carolina, L	43	17-48	.354	.474	.276	4-16	.250	5-7	.714	10-28-38	12	12	14	3	1
at Virginia	53	19-59	.322	.333	.310	10-24	.417	5-8	.625	13-22-35	12	15	4	8	6
Carolina, W	90	34-67	.507	.500	.516	6-17	.353	16-21	.762	12-23-35	22	19	9	2	4
Duke	83	24-54	.444	.542	.367	7-19	.368	28-35	.800	8-23-31	17	8	8	4	8
Carolina, W	78	28-53	.528	.524	.531	7-17	.412	15-18	.833	9-27-36	12	21	11	1	9
vs. Miami (ACC)	53	19-53	.358	.435	.300	5-21	.238	10-16	.625	11-18-29	17	7	15	4	7
Carolina, L	83	32-78	.410	.556	.286	5-22	.227	14-18	.778	22-21-43	28	23	10	2	5
vs. Duke	93	25-50	.500	.429	.591	10-17	.588	33-37	.892	5-27-32	20	11	11	8	7
Carolina, W	103	38-75	.507	.462	.556	8-22	.364	19-26	.731	20-34-54	13	18	10	4	6
vs. Texas Southern (NCAA)	64	22-60	.367	.300	.433	7-27	.259	13-16	.813	6-21-27	17	9	13	3	6
Carolina, W	72	24-63	.381	.333	.458	5-17	.294	19-25	.760	18-27-45	10	15	17	4	13
vs. Arkansas	65	26-60	.433	.419	.448	8-21	.381	5-8	.625	8-24-32	20	9	19	4	10
Carolina, W	92	31-57	.544	.529	.565	9-24	.375	21-33	.636	10-28-38	21	22	10	1	7

2016-17 HIGHS & LOWS

CAROLINA	High	Low
Field Goals	42 at NC State	17 at Virginia
Field Goal Attempts	79 vs. NC State (h)	48 at Virginia
FG Percentage	.578 vs. Chaminade (37x64), Oklahoma State (37x64)	.333 at Georgia Tech (24x72)
FG Percentage in a Half	.633, 2nd half at Hawai'i (19x30)	.207, 1st half at Miami (6x29)
3-Point Field Goals	14 vs. Virginia Tech	2 vs. Tennessee
3-Point Attempts	30 vs. Virginia Tech	12 vs. Wisconsin, at Duke
3-Point Percentage (min. 10 att.)	.529 vs. Kentucky (9x17) (in Las Vegas)	.118 vs. Tennessee (2x17)
Free Throws Made	33 vs. Monmouth	4 vs. Virginia (h)
Free Throw Attempts	46 vs. Monmouth	7 vs. Virginia (h), at Virginia
FT Pct. (min. 10 att.)	1.000 vs. Wisconsin (12x12)	.533 vs. Syracuse (8x15)
Offensive Rebounds	24 at Pitt	7 vs. Wisconsin, at Duke
Defensive Rebounds	37 vs. Radford	16 vs. Pitt (h)
Total Rebounds	57 vs. Monmouth	30 at Duke
Rebound Margin	+29 vs. Chaminade (52-23)	-5 at Miami (36-41)
Assists	26 vs. Chattanooga	10 vs. Wisconsin, Louisville
Turnovers	20 at Georgia Tech	4 vs. Gonzaga
Blocked Shots	9 vs. Kentucky (in Memphis)	0 vs. Long Beach State, Florida State
Steals	17 vs. NC State (h)	1 at Virginia
Points	107 vs. Oklahoma State, vs. NC State (h)	43 at Virginia
Points in a Half	56, 2nd half vs. Oklahoma State; 1st half vs. NC State (h) 56, 2nd half at Boston College	20, 2nd half at Virginia
Scoring Margin	+51 vs. NC State (107-56) (h)	-15 at Miami (62-77)

OPPONENTS	High	Low
Field Goals	40 by Kentucky (in Las Vegas)	15 by Virginia (h)
Field Goal Attempts	74 by Kentucky (in Las Vegas)	48 by Northern Iowa, at Pitt
FG Percentage	.556 by Pitt (30x54) (h)	.278 by Virginia (15x54)
FG Percentage in a Half	.654, 1st half by Tennessee (17x26)	.233 2nd half by Virginia (7x30)
3-Point Field Goals	13 by Pitt (h), at Duke	2 by Virginia (h)
3-Point Attempts	30 at Tulane	11 at Georgia Tech
3-Point Percentage (min. 10 attempts)	.588 by Duke, ACC (10x17)	.100 by Virginia (h) (2x20)
Free Throws Made	33 by Duke, ACC	3 by NC State (h)
Free Throw Attempts	37 by Duke, ACC	5 by Pitt (h)
FT Pct. (min. 10 att.)	.893 by Oregon (25x28)	.273 by NC State (3x11)
Offensive Rebounds	19 by Oklahoma State	3 by Northern Iowa
Defensive Rebounds	37 by Gonzaga	13 by Oklahoma State
Total Rebounds	49 by Gonzaga	22 by Virginia Tech
Assists	19 by Kentucky (in Las Vegas)	5 by Oklahoma State
Turnovers	26 by Chattanooga, by NC State (h)	4 at Virginia
Blocked Shots	9 at Clemson, at Wake Forest	1 by four opponents
Steals	15 at Georgia Tech	1 by Notre Dame
Points	103 by Kentucky (in Las Vegas)	41 by Virginia (h)
Points in a Half	56, 1st half by Kentucky (in Las Vegas)	16, 2nd half by Northern Iowa

INDIVIDUAL BESTS	NORTH CAROLINA	OPPONENTS
Points	34 by Justin Jackson vs. Kentucky (in Las Vegas)	47 by Malik Monk, Kentucky (in Las Vegas)
Field Goals	12 by Joel Berry II at Clemson	18 by Malik Monk, Kentucky (in Las Vegas)
Field Goal Attempts	22 by Justin Jackson vs. Duke, ACC	28 by Malik Monk, Kentucky (in Las Vegas)
Field Goal Percentage (min. 10 att.)	.846 by Kennedy Meeks vs. Oregon (11x13)	.818 by Robert Hubbs III, Tennessee (9x11)
3-Point Field Goals	7 by Justin Jackson vs. Davidson 7 by Joel Berry II at Clemson	8 by Malik Monk, Kentucky (in Las Vegas)
3-Field Goal Attempts	13 by Justin Jackson vs. Davidson 13 by Joel Berry II vs. Gonzaga	12 by Malik Monk, Kentucky (in Las Vegas) 12 by Grayson Allen at Duke
3-Point Field Goal Pct (min. 5 made)	1.000 by Joel Berry II vs. Duke (5x5)	.833 by Cameron Reynolds, Tulane (5x6) .833 by Grayson Alle, Duke, ACC (5x6)
Free Throws Made	12 by Isaiah Hicks vs. Florida State	12 by Tyler Dorsey, Oregon
Free Throw Attempts	15 by Justin Jackson vs. Kentucky (in Las Vegas)	13 by Josh Okogie at Georgia Tech 13 by Bruce Brown at Miami
Free Throw Percentage (min. 5 made)	1.000 by Isaiah Hicks vs. Miami, ACC (9x9)	1.000 by Tyler Dorsey, Oregon (12x12)
Offensive Rebounds	10 by Kennedy Meeks at Clemson	5 by Sidy Djitte at Clemson 5 by Tyler Roberson, Syracuse 5 by Abdul-Malik Abu at NC State
Defensive Rebounds	13 by Kennedy Meeks vs. Wisconsin	12 by Jordan Bell, Oregon
Total Rebounds	17 by Kennedy Meeks vs. Kentucky (in Memphis)	16 by Jordan Bell, Oregon
Assists	8 by Joel Berry II at Indiana 8 by Theo Pinson vs. Duke, ACC	10 by De'Aaron Fox, Kentucky (in Las Vegas)
Turnovers	6 by Joel Berry II at Georgia Tech	8 by Ky Bowman at Boston College
Blocked Shots	4 by Kennedy Meeks vs. Kentucky (in Memphis)	4 by Grant Williams, Tennessee 4 by Sidy Djitte at Clemson 4 by Doral Moore at Wake Forest 4 by Anas Mahmoud, Louisville 4 by Isaiah Wilkins at Virginia 4 by Harry Giles, Duke, ACC 4 by Jordan Bell, Oregon
Steals	5 by Nate Britt vs. Tennessee, at Georgia Tech 5 by Justin Jackson vs. Arkansas	4 by Ethan Happ, Wisconsin 4 by Quinton Stephens at Georgia Tech 4 by Tyus Battle, Syracuse 4 by Cameron Johnson at Pitt 4 by Anthony Lawrence, Miami (ACC)
Minutes Played	41 by Joel Berry II at Clemson	40 by Cameron Johnson, Pitt (h)

2017-18 CAROLINA BASKETBALL

ROY WILLIAMS
3-TIME NATIONAL CHAMPION

WAYNE ELLINGTON
2009 NATIONAL CHAMPIONSHIP M.O.P.

SEAN MAY
2005 NATIONAL CHAMPIONSHIP M.O.P.

JOEL BERRY II
2017 NATIONAL CHAMPIONSHIP M.O.P.



DEFENDING NATIONAL CHAMPIONS



NCAA MEN'S BASKETBALL 20 NATIONAL CHAMPIONS 17 NORTH CAROLINA



Carolina's Final Four Most Outstanding Players:
Sean May (2005), Joel Berry II (2017), Wayne Ellington (2009),
Donald Williams (1993) and James Worthy (1982)



The 2017 champions received their rings during a ceremony in September. At halftime of a UNC football game at Kenan Stadium, each player was presented his ring by a member of a previous Tar Heel national championship team.

