

2016-17 SEASON

Contents	1
This is Carolina Basketball	2-3
2016-17 Roster	4
2016-17 Photo Roster	5
2016-17 Schedule	6
2016-17 Outlook	7
2016 Maui Jim Maui Invitational	8-9
Media Information	10

MEET THE TAR HEELS

Nate Britt	11-13
Kanler Coker	14
Isaiah Hicks	15-17
Kennedy Meeks	18-20
Stilman White	21-22
Joel Berry II	23-25
Justin Jackson	26-28
Theo Pinson	29-31
Luke Maye	32-33
Kenny Williams	34-35
Tony Bradley	36
Brandon Robinson	37
Shea Rush	38
Seventh Woods	39

COACHES & STAFF

Roy Williams	40-50
Steve Robinson	51
C.B. McGrath	52
Hubert Davis	53
Brad Frederick	54
Sean May	55
Jonas Sahratian, Eric Hoots, Doug Halverson	56
Jenn Townsend, Support Staff	57

THIS IS CAROLINA BASKETBALL

Academic Excellence	58-59
Carolina: The First State University	60-61
The Rams Club	62-63
Carolina Family	64-65
The Carolina Way	66-67
Why Carolina?	68-69
Fan Support	70-71
Chancellor Carol Folt	72
Athletic Director Bubba Cunningham	72
Carolina in the Community	73
National Exposure	74-75
Sports Illustrated Covers	76
Tar Heels in Broadcasting	77
Basketball Office Complex	78-79
Smith Center Home Court Advantage	80-81
Top-Notch Training Facilities	82-83
The Dean E. Smith Center	84
Smith Center Records	85
Late Night With Roy	86
Carolina Basketball Museum	87

HISTORY

Carolina Basketball by the Numbers	88-90
Olympians	91
Hall of Famers	92-93
National Players of the Year	94-95
Retired Jerseys	96-99
Jerseys in the Rafters	100-103
Carolina Basketball Timeline	104-111
Dean Smith	112-113
NCAA Tournament Success	114-115
19 Final Fours	116-117
1957 NCAA Champions	118-119
1982 NCAA Champions	120-121
1993 NCAA Champions	122-123
2005 NCAA Champions	124-125
2009 NCAA Champions	126-127
NCAA Tournament History	128-130
NCAA Tournament Results	131-133
NCAA Tournament Team Records	134
NCAA Tournament Individual Records	135
ACC Tournament History	136-139
Fantastic Finishes	140-143
NBA Legacy	144-145
Tar Heels in the NBA	146-147
Harrison Barnes	148
Reggie Bullock	149
Vince Carter	150
Ed Davis	151
Wayne Ellington	152
Raymond Felton	153
Danny Green	154
John Henson	155
Ty Lawson	156
James Michael McAdoo	157
Marvin Williams	158
Brandon Wright	159
Tyler Zeller	160
Brice Johnson & Marcus Paige	161
P.J. Hairston & Tyler Hansbrough	162
Kendall Marshall & J.P. Tokoto	163
NBA Draft Powerhouse	164-165
NBA Award Winners	166-167
All-Time NBA/Pro Roster	168-169

RECORD BOOK

Team Records: Season	170
Team Records: Single Game	171-172
Scoring Records	173-176
Field Goal Records	177
Three-Point Field Goal Records	178
Free Throw Records	179
Rebounding Records	180
Assist Records	181
Steal Records	182
Blocked Shot Records	183
Miscellaneous Records	184
Top Single-Game Performances	185
Yearly Statistical Leaders	186-187
Annual UNC Team Statistics	188
Annual Opponent Team Statistics	189

Award Winners	190-194
Stats for 1,000-Point Scorers	195
All-Time Roster	196-197
Jersey Numbers	198
Frank McGuire	199
Bill Guthridge	199
Coaching Records	199
Year-by-Year Records	200-201
Scores in the Roy Williams Era	202-203
AP Poll History	204

2015-16 SEASON REVIEW

2015-16 Statistics & Results	205
2015-16 Team Game-by-Game Statistics	206
2015-16 Highs & Lows	207
2015-16 Miscellaneous Statistics	208



The 2016-17 University of North Carolina men's basketball yearbook was published by the UNC Athletic Communications office.

Copies may be purchased by sending a check for \$10 to: UNC Athletic Communications, P.O. Box 3760, Chapel Hill, NC, 27514

Editor: Matt Bowers
Editorial Assistance: Steve Kirschner, Joe Amati (NBA Entertainment), Brice Connors, Ani Garrigo, Dana Gelin, Kendall Harden, Matt Hodgkin and Conor Lynch.
Photography: Head shots by Jeffrey Camarati. Action photos by Camarati except as noted. Photos of NBA players courtesy of NBA Entertainment/Getty Images.
Covers: Designed by Dana Gelin
Cover Photos: *FRONT:* Jeffrey Camarati (posed, Hicks), J.D. Lyon Jr. (Britt, Meeks), Peyton Williams (White); *INSIDE FRONT:* Camarati (posed, Berry, Coker, Jackson, Pinson); *INSIDE BACK:* Williams (two clenched fists), Lyon (all other Williams images); *BACK:* Streeter Lecka/Getty Images (Johnson dunk), Lyon (group celebration images)
Printing: The Around Campus Group of Chapel Hill, N.C. Special thanks to Anna Bowland.



J.D. Lyon Jr.





This is Carolina Basketball



Academic Excellence



NBA Success



19 Final Fours



Five NCAA championships



14 Olympians



11 National Players of the Year



Over 2,000 Wins



Carolina Family



2016-17 SEASON
2016-17 ROSTER

ALPHABETICAL

No.	Player	Yr.	Pos.	Ht.	Wt.	Hometown	High School(s)
2	Joel Berry II	Jr.	G	6-0	195	Apopka, Fla.	Lake Highland Prep (Orlando)
5	Tony Bradley	Fr.	F	6-10	240	Bartow, Fla.	Bartow Senior
0	Nate Britt	Sr.	G	6-1	175	Upper Marlboro, Md.	Oak Hill Academy (Mouth of Wilson, Va.)/ Gonzaga College High School (Washington, D.C.)
13	Kanler Coker	Sr.	G	6-4	200	Gainesville, Ga.	North Hall/Flowery Branch (Hall County)
4	Isaiah Hicks	Sr.	F	6-9	242	Oxford, N.C.	J.F. Webb
44	Justin Jackson	Jr.	F/G	6-8	210	Tomball, Texas	Homeschool Christian Youth
32	Luke Maye	So.	F	6-8	235	Huntersville, N.C.	Hough (Cornelius)
3	Kennedy Meeks	Sr.	F	6-10	260	Charlotte, N.C.	West Charlotte
1	Theo Pinson	Jr.	F/G	6-6	211	Greensboro, N.C.	Wesleyan Christian Academy (High Point)
14	Brandon Robinson	Fr.	G	6-5	162	Douglasville, Ga.	Douglas County
25	Aaron Rohlman	Jr.	F	6-6	210	Gastonia, N.C.	Hunter Huss
11	Shea Rush	Fr.	F	6-6	200	Fairway, Kan.	The Barstow School (Kansas City, Mo.)
30	Stilman White	Sr.	G	6-1	178	Wilmington, N.C.	Hoggard
24	Kenny Williams	So.	G	6-4	180	Midlothian, Va.	Bird (Chesterfield)
21	Seventh Woods	Fr.	G	6-2	180	Columbia, S.C.	Hammond School

NUMERICAL

No.	Player	Yr.	Pos.	Ht.	Wt.	Hometown	High School(s)
0	Nate Britt	Sr.	G	6-1	175	Upper Marlboro, Md.	Oak Hill Academy (Mouth of Wilson, Va.)/ Gonzaga College High School (Washington, D.C.)
1	Theo Pinson	Jr.	F/G	6-6	211	Greensboro, N.C.	Wesleyan Christian Academy (High Point)
2	Joel Berry II	Jr.	G	6-0	195	Apopka, Fla.	Lake Highland Prep (Orlando)
3	Kennedy Meeks	Sr.	F	6-10	260	Charlotte, N.C.	West Charlotte
4	Isaiah Hicks	Sr.	F	6-9	242	Oxford, N.C.	J.F. Webb
5	Tony Bradley	Fr.	F	6-10	240	Bartow, Fla.	Bartow Senior
11	Shea Rush	Fr.	F	6-6	200	Fairway, Kan.	The Barstow School (Kansas City, Mo.)
13	Kanler Coker	Sr.	G	6-4	200	Gainesville, Ga.	North Hall/Flowery Branch (Hall County)
14	Brandon Robinson	Fr.	G	6-5	162	Douglasville, Ga.	Douglas County
21	Seventh Woods	Fr.	G	6-2	180	Columbia, S.C.	Hammond School
24	Kenny Williams	So.	G	6-4	180	Midlothian, Va.	Bird (Chesterfield)
25	Aaron Rohlman	Jr.	F	6-6	210	Gastonia, N.C.	Hunter Huss
30	Stilman White	Sr.	G	6-1	178	Wilmington, N.C.	Hoggard
32	Luke Maye	So.	F	6-8	235	Huntersville, N.C.	Hough (Cornelius)
44	Justin Jackson	Jr.	F/G	6-8	210	Tomball, Texas	Homeschool Christian Youth

Head Coach: Roy Williams (14th year at UNC, 29th as head coach)

Assistant Coaches: Steve Robinson (14th year at UNC), C.B. McGrath (14th year at UNC), Hubert Davis (5th year at UNC)

Director of Operations: Brad Frederick

Director of Player Personnel: Sean May

Director of Strength and Conditioning: Jonas Sahratian

Director of Player Relations/Video Coordinator: Eric Hoots

Athletics Trainer: Doug Halverson

PRONUNCIATION GUIDE

Apopka	uh-POP-kuh
Joel Berry II	Jole
Isaiah Hicks	I-ZAY-uh
Jonas Sahratian	suh-RAY-shun
Tomball	TOM-ball






Nate Britt	0
Sr. • G • 6-1 • 175	




Theo Pinson	1
Jr. • F/G • 6-6 • 211	




Joel Berry II	2
Jr. • G • 6-0 • 195	



Kennedy Meeks	3
Sr. • F • 6-10 • 260	



Isaiah Hicks	4
Sr. • F • 6-9 • 242	



Tony Bradley	5
Fr. • F • 6-10 • 240	




Shea Rush	11
Fr. • F • 6-6 • 200	




Kanler Coker	13
Sr. • G • 6-4 • 200	



Brandon Robinson	14
Fr. • G • 6-5 • 162	



Seventh Woods	21
Fr. • G • 6-2 • 180	



Kenny Williams	24
So. • G • 6-4 • 180	



Aaron Rohlman	25
Jr. • F • 6-6 • 210	




Stilman White	30
Sr. • G • 6-1 • 178	



Luke Maye	32
So. • F • 6-8 • 235	



Justin Jackson	44
Jr. • F/G • 6-8 • 210	



Roy Williams	Head Coach
14th Season	



Steve Robinson	Asst. Coach
14th Season	



C.B. McGrath	Asst. Coach
14th Season	



Hubert Davis	Asst. Coach
Fifth Season	



Brad Frederick	Dir. BB Ops.
Fourth Season	



Sean May	Dir. Player Pers.
Second Season	



Jonas Sahratian	Str. & Cond. Coord.
13th Season	



Eric Hoots	Dir. Player Devel.
13th Season	



Doug Halverson	Head Athletics Trainer
Fourth Season	

2016-17 SCHEDULE

DAY	DATE	OPPONENT/EVENT	SITE	TIME	TV
Fri	Nov. 4	UNC Pembroke (exhibition)	Chapel Hill	7:30 p.m.	ACC Network Extra
Fri	Nov. 11	at Tulane (Smoothie King Center)	New Orleans, La.	9 p.m.	ESPN
Maui Jim Maui Invitational					
Sun.	Nov. 13	Chattanooga	Chapel Hill	4 p.m.	ESPN2
Tue.	Nov. 15	Long Beach State	Chapel Hill	8 p.m.	ACC Network Extra
Fri.	Nov. 18	at Hawaii (Stan Sheriff Center)	Honolulu, Hawaii	1 a.m.	Oceanic Time Warner Cable
Maui Jim Maui Invitational					
Mon.	Nov. 21	vs. Chaminade	Lahaina, Maui, Hawaii	11:30 p.m.	ESPN2
Tue.	Nov. 22	vs. Connecticut or Oklahoma State	Lahaina, Maui, Hawaii	3:30 or 10:30 p.m.	ESPN2 or ESPN
Wed.	Nov. 23	vs. Georgetown, Oregon, Tennessee or Wisconsin	Lahaina, Maui, Hawaii	TBA	TBA
ACC-Big Ten Challenge					
Wed.	Nov. 30	at Indiana (Assembly Hall)	Bloomington, Ind.	9 p.m.	ESPN
Sun.	Dec. 4	Radford	Chapel Hill	2 p.m.	RSN
Wed.	Dec. 7	Davidson	Chapel Hill	9 p.m.	ESPN2
Sun.	Dec. 11	Tennessee	Chapel Hill	5 p.m.	ESPN
CBS Sports Classic					
Sat.	Dec. 17	vs. Kentucky (T-Mobile Arena)	Las Vegas, Nev.	5:45 p.m.	CBS
Wed.	Dec. 21	Northern Iowa	Chapel Hill	8 p.m.	ESPN2
Wed.	Dec. 28	Monmouth	Chapel Hill	7 p.m.	ESPN
Sat.	Dec. 31	at Georgia Tech (McCamish Pavilion)	Atlanta, Ga.	Noon or 2 p.m.	ACC Network
Tue.	Jan. 3	at Clemson (Littlejohn Coliseum)	Clemson, S.C.	7 p.m.	ESPN2
Sat.	Jan. 7	NC State	Chapel Hill	2 or 8 p.m.	ESPN
Wed.	Jan. 11	at Wake Forest (Joel Veterans Memorial Coliseum)	Winston-Salem, N.C.	8 p.m.	ESPN2
Sat.	Jan. 14	Florida State	Chapel Hill	2 p.m.	ESPN or ESPN2
Mon.	Jan. 16	Syracuse	Chapel Hill	7 p.m.	ESPN
Sat.	Jan. 21	at Boston College (Conte Forum)	Chestnut Hill, Mass.	Noon	ACC Network
Thu.	Jan. 26	Virginia Tech	Chapel Hill	8 p.m.	ESPN
Sat.	Jan. 28	at Miami (BankUnited Center)	Coral Gables, Fla.	1 p.m.	CBS
Tue.	Jan. 31	Pittsburgh	Chapel Hill	7 p.m.	ESPN2
Sat.	Feb. 4	Notre Dame	Chapel Hill	TBA	ESPN or ESPN2
Thu.	Feb. 9	at Duke (Cameron Indoor Stadium)	Durham, N.C.	8 p.m.	ESPN/ACC Network
Wed.	Feb. 15	at NC State (PNC Arena)	Raleigh, N.C.	8 p.m.	ACC Network
Sat.	Feb. 18	Virginia	Chapel Hill	TBA	ESPN or ESPN2
Wed.	Feb. 22	Louisville	Chapel Hill	9 p.m.	ESPN
Sat.	Feb. 25	at Pittsburgh (Petersen Events Center)	Pittsburgh, Pa.	Noon	ACC Network
Mon.	Feb. 27	at Virginia (John Paul Jones Arena)	Charlottesville, Va.	7 p.m.	ESPN
Sat.	March 4	Duke	Chapel Hill	8 p.m.	ESPN
Atlantic Coast Conference Tournament (Barclays Center)					
Tue.	March 7	First Round	Brooklyn, N.Y.	Noon, 2:30 7:00 p.m.	ESPN2/ACCN ESPNU/ACCN
Wed.	March 8	Second Round	Brooklyn, N.Y.	Noon, 2:30 7, 9:30 p.m.	ESPN/ACCN ESPN2/SACCN
Thu.	March 9	Quarterfinals	Brooklyn, N.Y.	Noon, 2:30, 7, 9:30 p.m.	ESPN/ACCN
Fri.	March 10	Semifinals	Brooklyn, N.Y.	7 and 9:30 p.m.	ESPN or ESPN2/ACCN
Sat.	March 11	Championship	Brooklyn, N.Y.	9 p.m.	ESPN/ACCN

NCAA Tournament Sites

First Four: March 14 & 15– Dayton, Ohio; **First & Second Rounds:** March 16 & 18– Buffalo, N.Y.; Milwaukee, Wis.; Orlando, Fla.; Salt Lake City, Utah; March 17 & 19– Greenville, S.C.; Indianapolis, Ind.; Sacramento, Calif.; Tulsa, Okla.; **Regionals:** Midwest, March 23&25– Kansas City, Mo.; West, March 23&25– San Jose, Calif.; East, March 24&26– New York; South, March 24&26– Memphis, Tenn.; **Final Four:** April 1&3– Phoenix, Ariz.

All times Eastern

Home games at the Dean E. Smith Center

RSN (Regional Sports Network): FOX Sports South, FOX Sports Carolinas, FOX Sports Florida, FOX Sports Sun, FOX Sports Midwest, FOX Sports Indiana, YES Network, NESN, Root Sports Pittsburgh, CSN Mid-Atlantic



UNC is proud of its 20+ year relationship with Nike, which is the exclusive supplier of UNC athletic footwear, apparel and accessory products. Nike provides shoes, uniforms, coaching gear, balls and other equipment to all 28 Tar Heel teams. Nike has given UNC \$2 million for the Chancellor's Academic Enhancement Fund to support faculty.

The Tar Heel men's basketball team wears the Jumpman line, named after UNC's Michael Jordan.

LINEUP BREAKDOWN

STARTERS RETURNING (3)

No. Player	Ht.	Wt.	Cl.	Pos.
2 Joel Berry II	6-0	195	Jr.	G
3 Kennedy Meeks	6-10	260	Sr.	F
44 Justin Jackson	6-8	210	Jr.	F

OTHER LETTERMEN RETURNING (7)

No. Player	Ht.	Wt.	Cl.	Pos.
0 Nate Britt	6-1	175	Sr.	G
1 Theo Pinson	6-6	211	Jr.	F/G
4 Isaiah Hicks	6-9	242	Sr.	F
13 Kanler Coker	6-4	200	Sr.	G
24 Kenny Williams	6-4	180	So.	G
30 Stilman White	6-1	178	Sr.	G
32 Luke Maye	6-8	235	So.	F

NEWCOMERS (5)

No. Player	Ht.	Wt.	Cl.	Pos.
5 Tony Bradley	6-10	240	Fr.	F
11 Shea Rush	6-6	200	Fr.	F
14 Brandon Robinson	6-5	162	Fr.	G
21 Seventh Woods	6-2	180	Fr.	G
25 Aaron Rohlman	6-6	210	Jr.	F

STARTERS LOST (2)

No. Player	Ht.	Wt.	Cl.	Pos.
5 Marcus Paige	6-2	175	Sr.	G
11 Brice Johnson	6-10	230	Sr.	F

OTHER LETTERMEN LOST (4)

No. Player	Ht.	Wt.	Cl.	Pos.
31 Justin Coleman	6-1	185	Sr.	G
34 Toby Egbuna	6-4	225	Sr.	F
42 Joel James	6-11	280	Sr.	F
43 Spenser Dalton	6-3	215	Sr.	G

RETURNING PRODUCTION

The 2016-17 Tar Heels return 64 percent of their points (including six of their top eight scorers) and nearly 64 percent of their rebounds from last year.

Carolina's top returnees:

POINTS

Return 64.0 percent (2,120 of 3,311 points)

Joel Berry II	12.8 ppg
Justin Jackson	12.2 ppg
Kennedy Meeks	9.2 ppg

REBOUNDS

Return 63.6 percent (1,033 of 1,624 rebounds)

Kennedy Meeks	5.9 rpg
Isaiah Hicks	4.6 rpg
Justin Jackson	3.9 rpg

ASSISTS

Return 73.7 percent (525 of 712 assists)

Joel Berry II	3.8 apg
Theo Pinson	2.9 apg
Justin Jackson	2.8 apg

RETURNING STAT LEADERS

Minutes	Joel Berry II	30.7 mpp
Points	Joel Berry II	12.8 ppg
Field Goals	Justin Jackson	194
Field Goal Pct.	Isaiah Hicks	.614
3-Pointers	Joel Berry II	68
3-Pt. FG Pct.	Joel Berry II	.382
Free Throws	Isaiah Hicks	93
FT Pct.	Joel Berry II	.867
Rebounds	Kennedy Meeks	5.9 rpg
Assists	Joel Berry II	3.8 apg
Blocked Shots	Kennedy Meeks	1.0 bpg
Steals	Joel Berry II	1.5 spg

CAROLINA QUICK FACTS

GENERAL INFORMATION

Location	Chapel Hill, N.C.
Founded	1789
Enrollment	29,084 (18,415 undergraduate)
Nickname	Tar Heels
School Colors	Carolina Blue & White
Conference	Atlantic Coast
Chancellor	Carol Folt
 Athletic Director	Bubba Cunningham
Arena	Dean E. Smith Center (21,750)
2015-16 Record	33-7 (NCAA finalist)
2015-16 ACC Record	14-4 (1st place, tournament champion)

STAFF

Head Coach	Roy Williams
Record at Carolina	365-108 (13 seasons)
Record Overall	783-209 (28 seasons)

Assistant Coaches

Steve Robinson, C.B. McGrath, Hubert Davis

Director of Basketball Operations

Brad Frederick

Director of Player Personnel

Sean May

Strength & Conditioning Coordinator

Jonas Sahratian


Video Coordinator/

Eric Hoots

Director of Player Development

Head Athletic Trainer

Doug Halverson




2008 Maui Invitational Champs

2016 Maui Jim Maui Invitational Hosted by Chaminade University

- Nov. 13 • Chapel Hill (Smith Center)
- Nov. 21-23 • Maui, Hawaii (Lahaina Civic Center)

North Carolina's Maui Invitational History

- Three-time champion (1999, 2004, 2008)
- Five-time finalist
- 16-3 all-time tournament record



Raymond Felton
2004 Maui Invitational MVP





33RD ANNUAL



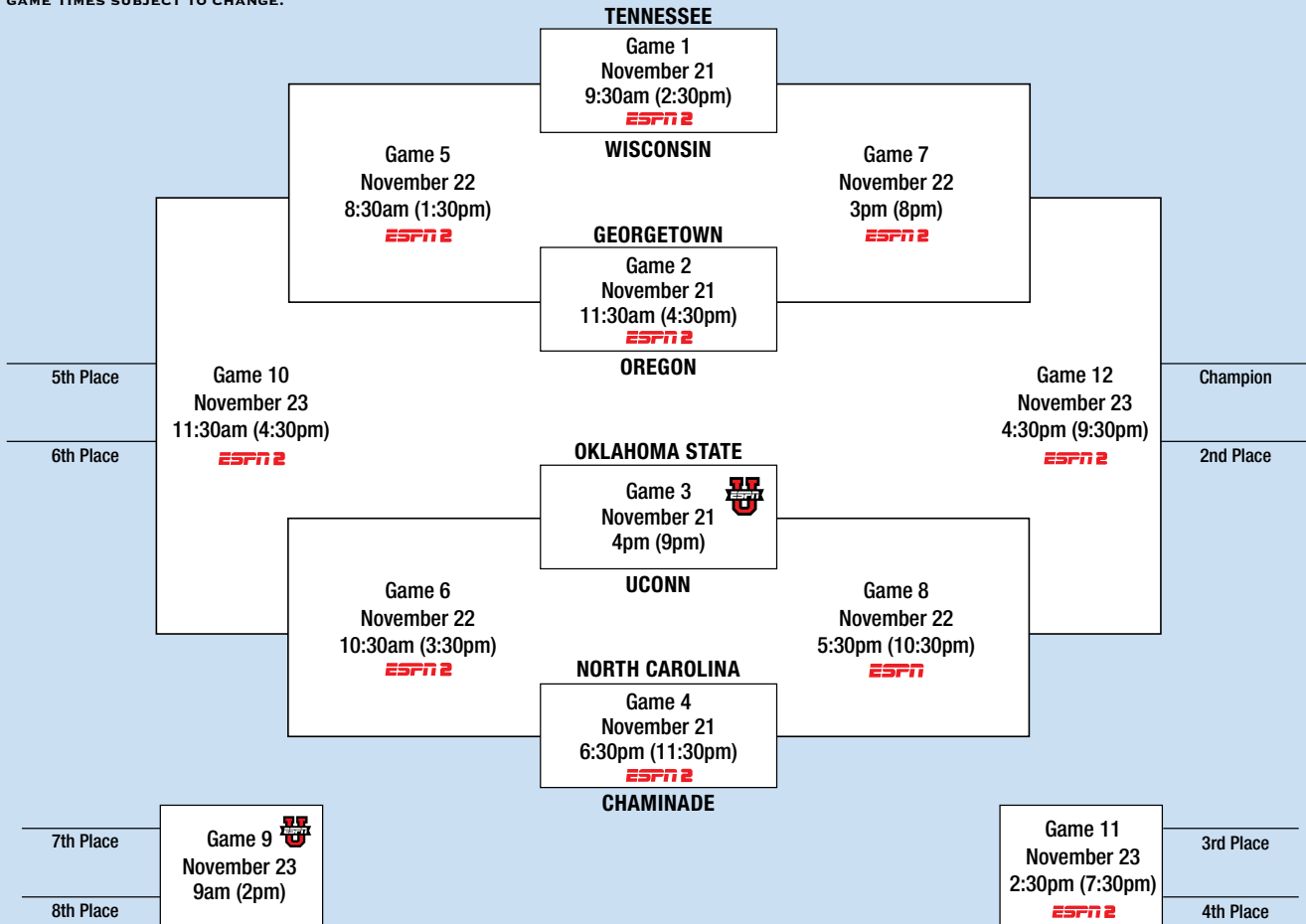
MAUIINVITATIONAL.COM | #MAUIHOOPS | @MAUIINV

CHAMPIONSHIP ROUND

NOVEMBER 21-23, 2016 | LAHAINA CIVIC CENTER | MAUI, HI

ALL GAMES HAWAIIAN TIME.
(EASTERN TIME IN PARENTHESES)
GAME TIMES SUBJECT TO CHANGE.

HOME TEAM IS BOTTOM HALF OF BRACKET.
CHAMINADE IS ALWAYS THE HOME TEAM.



ATHLETIC COMMUNICATIONS



Steve Kirschner
Sr. Associate Athletic Director for Communications
(Basketball Contact - Roy Williams/Credentials)

Office: (919) 962-2123
Direct: (919) 962-7258
Home: (919) 968-1531
Mobile: (919) 475-2695
stevekirschner@unc.edu



Matt Bowers
Associate Director of Athletic Communications
(Basketball Contact - Players)

Office: (919) 962-2123
Direct: (919) 962-7259
Home: (919) 929-7814
Mobile: (919) 619-7021
mattbowers@unc.edu

CREDENTIALS

All season and single-game requests for credentials and/or parking passes must be made online. Email Steve Kirschner at stevekirschner@unc.edu for the link to apply for credentials. Credentials will be mailed if time permits or held on game day at media will call, located at Smith Center Entrance B. Media will call opens 90 minutes prior to scheduled starting time. Prior to that, credentials can be picked up in the Athletic Communications office. Media with season credentials will receive an email from Kirschner several days prior to each game to secure a press row seat or photo spot. Season credentials do not automatically reserve a seat for individual games.

INTERVIEWS

Interview requests must be made through the athletic communications office. Contact Kirschner with interview requests for Coach Williams. Due to contractual obligations, Williams is unable to participate in live radio call-in shows.

Media should direct player interview requests to Matt Bowers (mattbowers@unc.edu, 919-619-7021). Player interviews typically occur before practice. Freshmen are available for interviews once they've played in a regular-season game. Players are not available for interviews on game day or on non-practice days.

Throughout the season Williams and players will be available at press conferences at the Smith Center. These typically begin at 2 p.m. a day or two before select games. A schedule may be found on this page and in UNC's game notes. Media parking for the press conferences is located in the Manning Lot off Tar Heel Boulevard. Out-of-town media may watch press conferences live on GoHeels.com and submit questions by texting Kirschner (919-475-2695), preferably in advance.

PRACTICE

Select practices will be open to the media, who are asked to sit in sections 108 and 109. Media are not permitted to photograph, videotape or live stream any portions of practice (including Periscope, Facebook Live, Snapchat Stories,

Instagram Stories, etc.) except when noted. Open practices will be listed in the game notes.

POSTGAME AVAILABILITY

After home games, Coach Williams holds his postgame press conference in the media room. Players are available in the lounge adjacent to the locker room for 20 minutes following each home game.

ACC TELECONFERENCE

Beginning in January, Coach Williams is available on most Mondays for 10 minutes on the ACC teleconference. Coaches do not participate on the Monday call if their teams play that evening (Jan. 16 and Feb. 27 for UNC). Williams is scheduled for the following dates for the ACC call: Jan. 9 (12:40 p.m.), Jan. 23 (12:10), Jan. 30 (12:10), Feb. 6 (12:20), Feb. 13 (12:20) and Feb. 20 (noon).

MEDIA/PHOTO WORK ROOM

The work room for writers, radio and TV personnel, photographers and videographers is now located in the hallway adjacent to the visiting team's locker room. Wireless Internet and ethernet lines are available. Interviews with the head coaches (and visiting players if they choose) will be conducted here.

Media access to and from the court is now only available through the visiting team tunnel. Media access to the concourse for media sections 110 and 111 is through the lower level stands or the elevators on either end of the media room hallway.

PHOTO SPOTS

Shooting locations around the court are assigned at all games. Specific requests for locations and special camera placements should be made in advance to Kirschner. For safety reasons, cameras are not permitted on the blue padding on the basket supports. Floor remotes must be removable. They may not be fixed to the floor and will only be allowed if a photographer is seated with the camera. All lenses must have rubber hoods.

WiFi

High-speed, wireless Internet access is available in the arena and media work room. In-game statistics are available online (see Kirschner or Bowers for the address). Instructions for logging on are posted in the media room.



J.D. Lyon Jr.

SMITH CENTER MEDIA PARKING & MEDIA ENTRANCE

Media parking for games is located in the Bowles Lot on Skipper Bowles Drive, adjacent to Kenan-Flagler Business School. Spaces are not reserved. Directions: NC Hwy 15-101 to Manning Drive, turn onto Bowles Drive and the Bowles Lot will be on your right at the bottom of the hill. The media entrance to the Smith Center is located at Entrance B, up the stairs from the Bowles parking lot. All briefcases, computer bags and photo equipment are subject to search.

ONLINE & SOCIAL MEDIA

Carolina's official website is GoHeels.com, which features the team yearbook, record book, statistics, game notes, roster, schedule, archives and other information. Video feeds of the weekly and postgame press conferences are posted to the site. Follow the Tar Heels on Twitter and Instagram at @UNC_Basketball.



VISITING RADIO

Radio network rights-holders for opposing teams are provided three seats at the scorer's table next to the visiting bench. A stat monitor is available and printed stats are provided at each media timeout. UNC provides two ISDN lines and two analog lines at no charge.

NBA SCOUTS

There are no scouting seats on press row. Seats for scouts in the stands are available by contacting Nadia Lynch in the men's basketball office at (919) 962-1154 or by e-mail at nlynch@unc.edu. Due to limited space, scouts are not permitted in the media room. Pregame notes with rosters and statistics will be provided where scouts pick up their tickets.

PRESS CONFERENCE SCHEDULE

When	Event
Tues., October 11	UNC Media Day
Wed., October 26	ACC Media Day in Charlotte
Thurs., Nov. 10	day before at Tulane
Tues., Nov. 29	day before at Indiana
Tues., Dec. 6	day before Davidson
Thurs., Dec. 15	two days before Kentucky
Fri., Dec. 30	day before at Georgia Tech
Fri., Jan. 6	day before NC State
Fri. Jan. 13	day before Florida State
Fri., Jan. 20	day before at Boston College
Wed., Jan. 25	day before Virginia Tech
Fri., Feb. 3	day before Notre Dame
Tues., Feb. 7	two days before at Duke
Mon., Feb. 13	two days before at NC State
Fri., Feb. 17	day before Virginia
Fri., Feb. 24	day before at Pitt
Thurs., March 2	two days before Duke
Mon., March 6	ACC Tournament

All scheduled to begin at 2 p.m. except where noted. Subject to change.



Nate Britt

#0 Nate Britt

Sr. • G • 6-1 • 175 • Upper Marlboro, Md. • Management & Society Major

CAREER

Played in 111 games with 19 starts (16 as a freshman) • Scored 593 career points with 205 assists and 80 steals • Made 154 of 186 free throws • Has the 11th-highest free throw percentage in UNC history (.828) • Scored in double figures 15 times • Career-high 17 points as a junior vs. Fairfield and Davidson and Syracuse as a sophomore • Made four three-pointers twice and had a career-best seven assists vs. Texas as a freshman • Won Carolina's defensive player of the game award 18 times.

JUNIOR SEASON (2015-16)

Fourth on the team with 26 three-point field goals and seventh in scoring • Made 17 of his 26 3FGs in the first 13 games • Had 68 assists and 34 turnovers (2/1 ratio) • UNC's defensive player of the game five times (Temple, Fairfield, Florida State, Louisville and at NC State) • Scored in double figures five times with a high of 17 against Wofford and Davidson • Season-high six assists at home vs. Duke • Shot 80 percent from the free throw line.

GAME HIGHLIGHTS

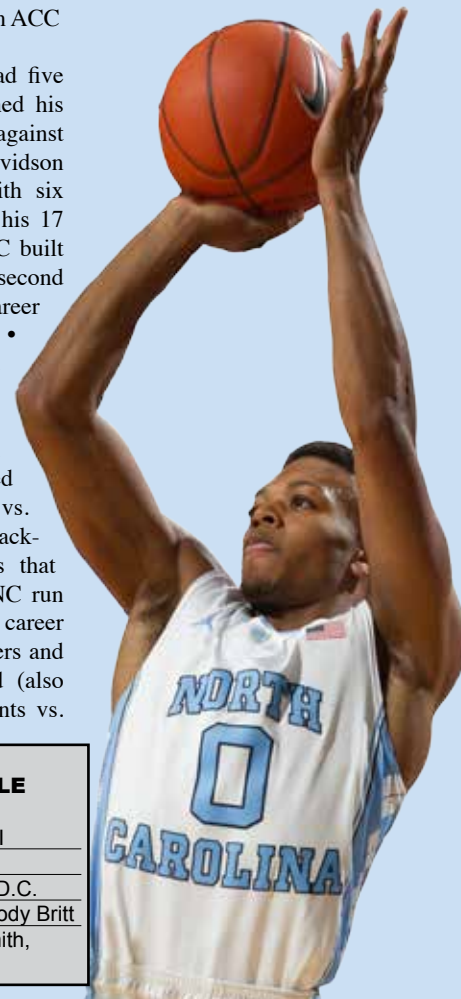
Scored seven points and had four rebounds, two assists and played outstanding defense vs. Indiana in the NCAA Sweet 16 • Five points and two steals vs. FGCU in the NCAA first round • Scored nine points vs. Pitt in the ACC QF • Got to the free throw line for a season-high five attempts vs. Notre Dame in the ACC SF • Had three assists in win at Duke • ACC season scoring high 10 points in win over Miami • Hit a pair of threes vs. the Canes (only multi-three game since the start of ACC play) • Season-high six assists in 14 minutes at home vs. Duke, his most assists since the UNCW game his freshman year • Had eight points and five assists in the home win over Boston College • Eight points at Virginia Tech • Key player in Carolina's home win over NC State with four assists and three steals • With State leading by five, he hit a 3FG, made a steal and passed ahead to Brice Johnson for a game-tying dunk • Scored his 500th career point at Florida State • Had seven points, four assists and two steals and won UNC's defensive award vs. the Seminoles • Played 23 minutes vs.

the Noles, his longest stint in ACC play of the year.

Scored 11 points and had five assists vs. UNCG • Matched his career high with 17 points against previously unbeaten Davidson • Tied his career high with six field goals • Scored 13 of his 17 in the opening half as UNC built a 23-point lead • Was the second time this year and his career that he led UNC in scoring • Helped UNC lead by eight early against Maryland with five straight points • Three-pointer gave Carolina a 10-point lead and started 16-3 run in second half vs. Northwestern • Had back-to-back steals and baskets that capped a decisive 14-3 UNC run against Wofford • Tied career highs with four three-pointers and 17 points against Fairfield (also had four 3FGs and 17 points vs.

THE BRITT FILE

- **Name:** Nathaniel C. Britt II
- **Birthdate:** January 13
- **Birthplace:** Washington, D.C.
- **Parents:** Nathaniel & Melody Britt
- **Prep Coaches:** Steve Smith, Steve Turner



BRITT'S CAREER STATISTICS

YEAR	GP-GS	MIN	AVG	FGM-A	PCT	3FGM-A	PCT	FTM-A	PCT	OFF	DEF	REB	AVG	A	TO	B	S	PTS	AVG
2013-14	34-16	711	20.9	58-158	.367	3-12	.250	54-68	.794	7	42	49	1.4	80	58	3	37	173	5.1
2014-15	38-3	582	15.3	61-159	.384	26-71	.366	60-68	.882	11	43	54	1.4	57	38	1	18	208	5.5
2015-16	39-0	600	15.4	73-190	.384	26-81	.321	40-50	.800	13	44	57	1.5	68	34	0	25	212	5.4
TOTALS	111-19	1893	17.1	192-507	.379	55-164	.335	154-186	.828	31	129	160	1.4	205	130	4	80	593	5.3



Jeffrey Camarati

Syracuse in 2015) • Scored 32 points in the first two games, his most in consecutive college games.

SOPHOMORE SEASON (2014-15)

Second on the team in bench scoring at 5.5 ppg • Third with 26 three-pointers • Free throw percentage (.882) was second-best in UNC history • Scored a career-high 17 points and hit a career-high four three-pointers vs. Syracuse • Scored in double figures seven times • Carolina's defensive player of the game five times • Led Carolina with 10 points in the first half vs. Arkansas • Had 10 points and three assists vs. UAB • Scored 10 points against East Carolina.

FRESHMAN SEASON (2013-14)

Averaged 5.1 points and 2.4 assists • Played in all 34 games and averaged 20.9 minutes a contest • Started at the point in the first 16 games • Third on the team in assists with 80 • UNC's defensive player of the game eight times.

Nine second-half points with five assists and three steals (all either ACC bests or tied ACC bests) in ACC Tournament loss to Pitt • Season-high seven assists vs. Texas • Posted season highs in points (13) and rebounds (6) in the win at #1 Michigan State •

The 30th Tar Heel to start his first college game.

PREP

Attended Oak Hill Academy as a senior and played for coach Steve Smith • Missed two months as a senior with a torn meniscus in his right knee • Averaged 6.7 points and 5.0 assists in 25 games for Oak Hill • Played three seasons at Gonzaga College High School in Washington, D.C., where he played for coach Steve Turner • Washington Post first-team all-Met as a sophomore and second-team as a junior • Played for the U-18 USA team in 2012 in Brazil • Gatorade Player of the Year in Washington, D.C., in 2011 • Also played soccer and football.

PERSONAL

Born Nathaniel C. Britt II • Birthday is Jan. 13 • Born in Washington, D.C. • Son of Nathaniel and Melody Britt • His brother, Kris Jenkins, plays for Villanova • Majoring in management and society • Chose jersey #0 to prove people who think he's a zero are wrong • Favorite former Tar Heels are Kendall Marshall and Ty Lawson • Would love to have Russell Westbrook's athleticism • Also talented at football and soccer.



Robert Crawford

Mike Ewert



Britt's Career Highs

- **Points:** 17 on three occasions, most recently vs. Davidson (12/6/15)
- **Rebounds:** 6 at Michigan State (12/4/13)
- **Assists:** 7 vs. Texas (12/18/13)
- **Steals:** 3 on several occasions

Nate Britt, Game-by-Game											
	FG	3FG	FT	REB	PF	PTS	A	TO	B	S	MP
2013-14											
Oakland*	2-4	0-0	0-0	1-0-1	2	4	3	3	0	1	22
Holy Cross*	0-4	0-0	0-2	0-1-1	2	0	3	2	0	2	29
Belmont*	1-3	1-1	1-2	2-3-5	4	4	0	0	0	3	21
vs. Richmond*	2-3	0-0	0-1	0-0-0	4	4	0	3	0	3	20
vs. Louisville*	3-9	0-0	3-4	1-1-2	3	9	5	4	0	0	26
at UAB*	0-3	0-1	0-0	0-2-2	5	0	2	1	0	1	27
at Michigan State*	3-8	0-2	7-8	0-6-6	3	13	3	2	0	1	28
UNCG*	5-10	0-1	1-1	0-1-1	2	11	4	4	0	0	27
Kentucky*	3-6	0-1	2-3	0-1-1	5	8	1	1	0	2	28
Texas*	2-9	0-0	3-6	0-0-0	2	7	7	3	1	3	26
Davidson*	3-5	0-0	5-6	0-2-2	3	11	3	1	0	1	23
Northern Kentucky*	2-4	0-0	4-5	0-1-2	2	8	2	1	0	0	26
UNCW*	1-5	0-0	0-0	1-3-4	3	2	6	0	0	2	22
at Wake Forest*	3-6	0-0	0-0	0-1-1	1	6	2	1	0	2	21
Miami*	1-4	0-0	1-2	0-1-1	2	3	1	3	0	1	19
at Syracuse*	2-3	0-1	0-0	0-0-0	2	4	1	4	0	1	20
Boston College	1-4	0-0	0-0	0-0-0	1	2	2	1	0	0	10
at Virginia	1-4	0-0	2-2	0-0-0	3	4	1	1	0	1	14
Clemson	2-3	1-2	0-0	0-1-1	2	5	2	3	0	2	16
at Georgia Tech	0-2	0-0	4-4	0-2-2	2	4	3	0	0	0	22
NC State	3-7	0-0	0-0	0-3-3	2	6	2	2	1	1	19
Maryland	0-1	0-0	0-0	1-0-1	4	0	2	0	0	0	8
at Notre Dame	1-1	0-0	2-2	0-2-2	0	4	0	2	0	1	18
Pitt	1-9	0-1	0-0	0-1-1	1	2	3	1	0	0	18
at Florida State	2-5	0-0	2-2	0-4-4	3	6	0	0	0	1	21
Duke	0-2	0-0	6-6	0-1-1	1	6	1	1	0	1	13
Wake Forest	4-7	1-1	0-0	0-2-2	1	9	4	2	1	0	16
at NC State	1-3	0-0	4-4	0-0-0	4	6	2	1	0	1	21
at Virginia Tech	1-3	0-0	0-0	0-0-0	0	2	2	2	0	0	19
Notre Dame	2-3	0-0	0-0	0-0-0	3	4	1	2	0	1	21
at Duke	3-5	0-1	2-2	0-0-0	4	8	4	1	0	0	23
vs. Pitt (ACC)	2-7	0-0	5-6	1-0-1	4	9	5	3	0	3	26
vs. Providence (NCAA)	0-4	0-0	0-0	0-1-1	1	0	0	0	0	1	16
vs. Iowa St (NCAA)	1-2	0-0	0-0	0-2-2	1	2	3	3	0	1	25
2014-15											
NC Central	2-5	1-2	0-0	0-1-1	0	5	0	2	0	1	13
Robert Morris	0-2	0-1	4-5	0-2-2	1	4	1	2	0	1	16
at Davidson	1-4	1-3	2-2	0-0-0	1	5	0	0	0	0	14
vs. Butler	2-4	1-2	0-0	0-2-2	5	5	1	1	0	0	15
vs. UCLA*	2-5	1-3	2-2	0-3-3	3	7	2	1	0	2	13
vs. Florida	2-4	1-2	0-0	0-1-1	3	5	1	0	0	0	14
Iowa	2-8	1-4	0-0	0-1-1	2	5	2	0	0	0	19
East Carolina	3-4	0-0	4-4	0-0-0	1	10	2	0	0	0	15
at Kentucky	1-6	0-2	2-2	1-3-4	3	4	2	1	0	0	17
at UNCG	0-3	0-2	0-0	1-1-2	0	0	2	0	0	1	13
vs. Ohio State	1-1	0-0	4-4	1-2-3	1	6	1	1	1	1	14
UAB	2-5	2-5	4-4	2-1-3	3	10	3	1	0	1	12
William and Mary	3-6	2-4	3-4	0-1-1	1	11	4	0	0	1	20
at Clemson	2-5	1-2	3-4	0-1-1	1	8	3	1	0	1	17
Notre Dame	0-4	0-2	2-2	0-1-1	1	2	1	0	0	1	14
Louisville	2-5	2-2	2-2	0-0-0	0	8	1	2	0	2	21
at NC State	1-4	0-0	2-2	0-0-0	2	4	1	2	0	0	18
Virginia Tech	0-5	0-3	2-2	0-0-0	2	2	3	2	0	0	15
at Wake Forest	1-5	0-1	3-4	1-3-4	1	5	0	2	0	0	17
Florida State	2-4	0-0	0-0	0-0-0	3	4	3	1	0	0	14
Syracuse	5-7	4-5	3-4	0-2-2	3	17	2	3	0	1	26
at Louisville	3-6	2-5	2-2	2-0-2	5	10	1	3	0	1	25
Virginia	3-7	1-2	2-2	1-1-2	2	9	2	3	0	0	28
at Boston College*	2-2	0-0	0-0	0-0-0	4	4	4	1	0	0	20
at Pitt*	3-4	1-1	0-0	0-1-1	3	7	2	0	0	0	16
at Duke	4-10	0-2	3-6	0-1-1	3	11	1	2	0	1	23
Georgia Tech	1-2	1-2	0-0	0-1-1	0	3	4	3	0	1	23
NC State	1-2	0-1	0-0	0-1-1	1	2	0	0	0	0	9
at Miami	0-0	0-0	0-0	0-0-0	1	0	1	1	0	0	4
at Georgia Tech	3-6	1-4	2-2	0-2-2	3	9	2	0	0	1	14
Duke	1-3	1-1	0-0	0-2-2	0	3	2	1	0	0	11
vs. BC (ACC)	3-5	1-1	0-0	0-2-2	1	7	1	0	0	0	13
vs. Louisville (ACC)	0-3	0-1	2-2	0-2-2	1	2	1	0	0	0	13
vs. Virginia (ACC)	0-0	0-0	0-0	0-1-1	1	0	0	0	0	0	4
vs. Notre Dame (ACC)	0-5	0-3	0-0	0-0-0	2	0	0	0	0	0	8
vs. Harvard (NCAA)	0-0	0-0	0-0	0-0-0	0	0	0	0	0	0	1
vs. Arkansas (NCAA)	2-4	1-2	5-5	2-2-4	3	10	1	1	0	1	23
vs. Wisconsin (NCAA)	1-4	0-1	2-2	0-2-2	2	4	0	1	0	0	9
2015-16											
vs. Temple	3-4	0-0	0-0	1-3-4	4	6	2	0	0	0	15
Fairfield	4-4	0-0	0-0	3-2-5	1	8	0	0	0	0	18
Wofford	4-5	0-0	4-6	0-4-4	3	12	0	0	0	1	14
at Northern Iowa	2-4	0-0	3-5	3-1-4	0	7	1	0	0	0	20
vs. Northwestern	3-6	0-0	4-4	2-2-4	1	10	1	2	1	0	23
vs. Kansas State	2-5	0-0	4-4	1-3-4	1	8	1	0	0	1	13
Maryland	2-3	0-0	0-0	2-4-6	2	4	1	1	0	0	15
Davidson	1-3	0-0	0-0	0-1-1	3	2	0	1	1	0	13
at Texas	3-4	0-0	8-10	1-2-3	4	14	1	0	0	1	23
Tulane	4-5	0-0	3-4	0-1-1	2	11	3	0	0	2	19
vs. UCLA	5-6	0-0	2-2	3-1-4	4	12	0	2	0	1	17
Appalachian State	5-8	0-0	2-4	3-3-6	1	12	1	1	2	0	20
UNCG	6-8	0-0	1-2	3-1-4	3	13	1	4	0	1	21
Clemson	5-6	0-0	4-5	3-3-6	5	14	2	2	1	1	24
Georgia Tech	5-7	0-0	2-2	2-2-4	2	12	0	1	2	1	27
at Florida State	1-3	0-0	6-6	2-2-4	4	8	1	1	1	0	12
at Syracuse	5-5	0-0	11-13	1-7-8	4	21	0	0	0	0	22
NC State	3-5	0-0	4-6	3-3-6	4	10	2	0	1	0	18
Wake Forest	3-7	0-0	3-5	3-6-9	2	9	1	3	0	2	19
at Virginia Tech*	3-4	0-0	0-0	2-3-5	4	6	0	0	0	0	17
Boston College*	3-6	0-0	2-2	2-1-3	2	8	0	3	0	1	14
at Louisville	2-8	0-0	4-5	5-3-8	4	8	0	1	0	0	17
at Notre Dame	4-8	0-0	4-6	2-2-4	3	12	0	3	0	0	19
at Boston College*	2-5	0-0	0-0	3-3-6	5	4	0	3	0	0	21
Pitt	3-4	0-0	4-4	0-2-2	1	10	0	0	0	2	19
Duke	2-5	0-0	0-0	2-2-4	3	4	0	1	2	0	13
Miami*	6-9	0-0	0-2	1-4-5	2	12	1	1	0	2	21
at NC State	3-4	0-0	0-0	3-3-6	4	6	1	0	0	0	18
at Virginia	3-4	0-0	1-2	0-5-5	4	7	2	2	2	0	19
Syracuse	4-9	0-0	2-4	5-1-6	3	10	0	1	1	0	22
at Duke	2-6	0-0	0-0	0-0-0	4	4	0	2	0	0	9
vs. Pitt (ACC)	3-3	0-0	4-5	1-3-4	2	10	1	0	1	0	19
vs. Notre Dame (ACC)	5-12	0-0	1-4	7-8-15	2	11	1	2	2	1	23
vs. Virginia (ACC)	3-3	0-0	1-2	1-0-1	4	7	0	2	0	1	16
vs. FGCU (NCAA)	4-7	0-0	4-4	2-2-4	4	12	0	1	1	0	21
vs. Providence (NCAA)	5-5	0-0	3-3	2-5-7	4	13	3	3	2	0	22
vs. Indiana (NCAA)	1-3	0-0	2-2	1-1-2	5	4	0	1	0	0	7
vs. Notre Dame (NCAA)	3-4	0-0	0-0	1-2-3	3	6	0	1	0	0	17
vs. Syracuse (NCAA)	3-4	0-0	0-0	1-3-4	4	6	0	1	1	1	16
vs. Villanova (NCAA)	2-4	0-0	0-0	2-2-4	4	4	0	1	1	2	20



#13 Kanler Coker

Sr. • G • 6-4 • 200 • Gainesville, Ga. • Communication Studies/Exercise & Sport Science Major

CAREER

Joined the Tar Heel basketball team during the summer of 2015 • Played two years on the UNC football team as a quarterback before an elbow injury ended his career • Paid his own way to attend UNC in 2015-16 but is on scholarship for 2016-17 • Played in three football games as a backup QB for UNC (against Virginia and Old Dominion in 2013 and Liberty in 2014).

and football at North Hall and Flowery Branch High Schools • Played basketball in the Georgia North/South All-Star Game • A top three candidate for Georgia basketball Gatorade Player of the Year • Played basketball for Coach Benji Wood at North Hall and Duke Mullis at Flowery Branch.

PERSONAL

Born Kanler Miles Coker in Gainesville, Ga. • Birthday is April 30 • Son of Miles and Sharon Coker • His father played football at Georgia Southern • Double-majoring in communication studies and exercise and sport science (sports administration) • Can ride a unicycle • If he could go back in history, he'd go back to World War II to fight beside his great grandfather • Can play guitar • Would love to be able to jump like Gerald Green and snowboard in the Alps.

JUNIOR SEASON (2015-16)

Saw action in 13 games, including appearances in the NCAA Tournament win over Indiana and the Final Four win over Syracuse • Scored a basket against Appalachian State for his first career points.

PREP

Played four years of basketball



Peyton Williams

Kanler Coker, Game-by-Game												
2015-16	FG	3FG	FT	REB	PF	PTS	A	TO	B	S	MP	
vs. Temple	0-0	0-0	0-0	0-0-0	0	0	0	0	0	0	1	
Fairfield	0-1	0-0	0-0	0-1-1	0	0	0	0	0	0	1	
Wofford	0-1	0-1	0-0	0-0-0	0	0	0	0	0	0	1	
Davidson	0-1	0-1	0-0	0-1-1	1	0	1	0	0	0	2	
Tulane	0-0	0-0	0-0	0-1-1	0	0	0	0	0	0	1	
vs. UCLA	0-0	0-0	0-0	0-0-0	0	0	0	0	0	0	1	
Appalachian State	1-1	0-0	0-0	0-0-0	0	2	0	0	0	0	2	
UNCG	0-0	0-0	0-0	0-0-0	0	0	0	0	0	0	1	
Wake Forest	0-0	0-0	0-0	0-2-2	1	0	0	1	0	0	2	
Boston College	0-0	0-0	0-0	0-1-1	0	0	0	0	0	0	1	
Miami	0-0	0-0	0-0	1-0-1	0	0	0	1	0	0	1	
vs. Indiana (NCAA)	0-0	0-0	0-0	0-0-0	0	0	0	0	0	0	1	
vs. Syracuse (NCAA)	0-0	0-0	0-0	0-0-0	0	0	0	0	0	0	1	

COKER'S CAREER STATISTICS																
YEAR	GP-GS	MIN	AVG	FGM-A	PCT	3FGM-A	PCT	FTM-A	PCT	OFF	DEF	REB	AVG	A TO B S	PTS	AVG
2015-16	13-0	16	1.2	1-4	.250	0-2	.000	0-0	—	1	6	7	0.5	1 2 0 0	2	0.2



#4 Isaiah Hicks

Sr. • F • 6-9 • 242 • Oxford, N.C. • Exercise & Sport Science Major



2017 Karl Malone Award Watch List 2016

ACC Sixth Man of the Year

CAREER

Scored 651 points and has 333 rebounds in 112 games • Averaged 16.5 minutes per game over the last two seasons • Scored in double figures 26 times with a high of 21 at Boston College as a sophomore and 21 at Syracuse as a junior • UNC's defensive player of the game 25 times, second-most in the last three years behind Marcus Paige • Has 149 offensive rebounds (45 percent, the highest percentage among active Tar Heels) • Field goal percentage of .568 is tied for 16th-highest in UNC history • One double-double (11 points, 15 rebounds vs. Notre Dame in 2016 ACC Tournament).

JUNIOR SEASON (2015-16)

ACC's Sixth Man of the Year as voted by both the media and coaches • Career-high 8.9 points and 4.6 rebounds per game • Tied Brice Johnson for the team lead in field goal percentage at .614 •

Free throw shooting improved from .579 as a freshman and .621 as a sophomore to .756 • One of only four Tar Heels ever to shoot 60 percent from the floor and 75 percent from the free throw line in a season (min. 100 field goals) • One of three ACC players to do that in the last 20 years – with Brice Johnson in 2016 and Duke's Carlos Boozer in 2002 • Shot 56.2 percent from the floor in ACC regular-season action • Second on the team in free throws made (93) and free throw attempts (123) and third in offensive rebounds (79) and blocks (23) • Scored in double figures 19 times with a high of 21 at Syracuse on 1/9/16 • Tar Heels were 17-2 when he scored in double figures • Won UNC's defensive player of the game eight times • Averaged 9.3 points and 6.7 rebounds in the ACC Tournament and 7.5 points and 4.0 rebounds in the NCAA Tournament.

GAME HIGHLIGHTS

Scored 11 of his 13 points against Providence in the second half • Also had seven rebounds, three assists and two blocks vs. the Friars • Had 12 points vs. Florida

Gulf Coast • Had seven points in the ACC championship game vs. Virginia, including a spinning move in the lane with 30 seconds to play that gave UNC a 57-52 lead (his basket came with three seconds left on the shot clock and followed consecutive 3FGs by Virginia that cut UNC's lead from nine to three) • First career double-double with 11 points and a career-high 15 rebounds in semifinal win over Notre Dame • Had seven offensive boards, also a career best.

Made his third start of the season and had 12 points, five rebounds and two steals and was the defensive player of the game vs. Miami • Then-career-high nine rebounds against Wake Forest • Eight of his 10 points in home win against NC State came in the first half, helping UNC overcome its worst shooting half of the year to forge a 29-all tie at the half • Led Carolina in scoring



THE HICKS FILE

- **Name:** Isaiah Dwayne Hicks
- **Birthday:** July 24
- **Birthplace:** Oxford, N.C.
- **Parents:** Thomas & Regina Hicks
- **Prep Coach:** Leo Brunelli

Peyton Williams

HICKS' CAREER STATISTICS

YEAR	GP-GS	MIN	AVG	FGM-A	PCT	3FGM-A	PCT	FTM-A	PCT	OFF	DEF	REB	AVG	A	TO	B	S	PTS	AVG
2013-14	34-0	249	7.3	15-36	.417	1-5	.200	11-19	.579	14	21	35	1.0	7	14	12	5	42	1.2
2014-15	38-3	562	14.8	99-182	.544	0-1	.000	54-87	.621	56	57	113	3.0	11	34	15	9	252	6.6
2015-16	40-3	723	18.1	132-215	.614	0-0	—	93-123	.756	79	106	185	4.6	27	47	23	20	357	8.8
TOTALS	112-6	1534	13.7	246-433	.568	1-6	.167	158-229	.690	149	184	333	3.0	45	95	50	34	651	5.8





J.D. Lyon Jr.

for the first time with a career-high tying 21 points and grabbed a then-career-high eight rebounds in the win at Syracuse • Scored 19 of his 21 in the second half • Made all five of his field goal attempts and went a career-high 11 for 13 from the line • Scored 14 points and tied his then-career high with six rebounds vs. Clemson.

SOPHOMORE SEASON (2014-15)

Co-recipient of UNC's most improved player award • UNC's sixth-leading scorer and tops off the bench at 6.6 points per game • Third on the team in field goal percentage (.544) • Set or tied his career high in scoring seven times, including 21 at Boston College • Carolina's defensive player of the game a team-high 13 times • Played 20 or more minutes three times and averaged 15.0 points in those three games • Scored in double figures seven times • Hit 10 of 17 shots in the ACC Tournament.

GAME HIGHLIGHTS

Had six points against Wisconsin in the NCAA Sweet 16 • Scored all nine of his points vs. Harvard in the first half • Had a dozen points in just 13 minutes vs. Georgia Tech on 2/21 • Scored 12 points at Duke • Scored a career-high 21 points in his second career start on 2/7 at Boston College.

FRESHMAN SEASON (2013-14)

Averaged 7.3 minutes per contest, playing mostly at small for-

ward • Carolina's best defender in ACC Tournament against Pitt • Scored a season-high seven points and added four rebounds in a season-high 17 minutes vs. UNCW.

PREP

Associated Press Player of the Year in North Carolina in 2013 • Earned Parade and McDonald's All-America honors • Most Valuable Player of the state playoffs after leading Webb to title • Played for coach Leo Brunelli • Scored 34 points, grabbed a championship game-record 30 rebounds and blocked seven shots in 3-A title game victory over Statesville • Played three seasons at Webb and his sophomore year at Body of Christ in Raleigh • Scored 30 or more points seven times as a senior • Averaged 22.9 points, 12.9 rebounds and 5.6 blocks as a senior • Played one year of football and one in track and field.

PERSONAL

Born Isaiah Dwayne Hicks • Birthday is July 24 • Born and grew up in nearby Oxford, N.C. • Son of Thomas and Regina Hicks • Majoring in exercise and sport science in the sport administration program with a minor in geography • Chose uniform No. 4 because it was his high school number • Worked on his post play and endurance in the offseason • Favorite former Tar Heel is Vince Carter • Would love to go back in time and witness the 1982 NCAA title game • Would love to have Hakeem Olajuwon's post skills.



Jeffrey Camarati

J.D. Lyon Jr.



Hicks' Career Highs

- **Points:** 21 at Boston College (2/7/15), at Syracuse (1/9/16)
- **Rebounds:** 15 vs. Notre Dame (3/11/16)
- **Assists:** 3 vs. Tulane (12/16/15), Providence (3/19/16)
- **Blocks:** 3 vs. N. Kentucky (12/27/13), Robert Morris (11/16/14)

Isaiah Hicks, Game-by-Game												
	FG	3FG	FT	REB	PF	PTS	A	TO	B	S	MP	
2013-14												
Oakland	1-1	0-0	0-0	2-3-5	1	2	2	0	1	0	11	
Holy Cross	1-2	0-0	0-0	1-0-1	3	2	0	1	1	0	10	
Belmont	0-0	0-0	0-0	0-0-0	0	0	0	1	0	0	2	
vs. Richmond	1-1	0-0	0-0	1-0-1	2	2	0	2	2	0	12	
vs. Louisville	1-2	0-0	0-0	0-0-0	1	2	1	0	0	0	6	
at UAB	0-1	0-0	1-2	0-1-1	1	1	0	0	1	0	9	
at Michigan State	0-0	0-0	0-0	0-0-0	1	0	0	0	0	1	8	
UNCG	1-2	0-0	3-4	0-2-2	0	5	0	0	0	0	13	
Kentucky	0-1	0-0	0-0	0-1-1	0	0	0	0	0	0	2	
Texas	1-2	0-0	0-1	1-1-2	2	2	0	0	1	0	11	
Davidson	0-1	0-0	0-0	0-0-0	0	0	0	1	0	0	2	
Northern Kentucky	1-2	0-0	2-4	1-2-3	1	4	1	0	3	0	12	
UNCW	2-2	1-1	2-2	2-2-4	3	7	0	1	0	0	17	
at Wake Forest	0-1	0-0	0-0	2-2-4	1	0	0	1	0	1	11	
Miami	0-3	0-1	1-2	1-1-2	0	1	0	0	0	1	7	
at Syracuse	0-1	0-1	0-0	1-1-2	0	0	0	1	1	0	8	
Boston College	0-1	0-0	0-0	0-0-0	1	0	1	1	0	0	7	
at Virginia	1-1	0-0	0-0	0-0-0	1	2	0	0	0	0	6	
Clemson	1-2	0-0	0-0	0-0-0	1	2	0	0	0	0	6	
at Georgia Tech	0-2	0-1	0-0	0-1-1	2	0	0	1	0	0	7	
NC State	0-0	0-0	0-0	0-0-0	0	0	0	0	0	0	4	
Maryland	0-2	0-1	0-0	0-0-0	0	0	0	0	0	0	2	
at Notre Dame	0-0	0-0	0-0	0-0-0	0	0	0	1	0	0	3	
Pitt	2-2	0-0	0-0	1-1-2	1	4	1	1	2	0	12	
at Florida State	0-0	0-0	0-0	0-0-0	0	0	0	1	0	0	5	
Duke	1-1	0-0	0-0	0-0-0	0	2	0	0	0	0	5	
Wake Forest	0-1	0-0	0-0	1-1-2	5	0	1	0	0	0	10	
at NC State	0-0	0-0	0-0	0-0-0	0	0	0	0	0	0	3	
at Virginia Tech	0-1	0-0	0-0	0-0-0	0	0	0	0	0	0	5	
Notre Dame	0-0	0-0	0-0	0-0-0	1	0	0	0	0	0	11	
at Duke	0-0	0-0	1-2	0-0-0	0	1	0	0	0	0	4	
vs. Pitt (ACC)	0-0	0-0	1-2	0-1-1	4	1	0	0	0	0	10	
vs. Providence (NCAA)	0-0	0-0	0-0	0-0-0	0	0	0	1	0	1	2	
vs. Iowa St (NCAA)	1-1	0-0	0-0	0-1-1	3	2	0	0	0	1	6	
2014-15												
NC Central	3-5	0-0	2-7	4-2-6	4	8	0	0	1	0	14	
Robert Morris	2-8	0-0	2-2	4-0-4	4	6	0	2	3	0	14	
at Davidson	3-5	0-0	3-5	2-2-4	2	9	1	1	2	0	19	
vs. Butler	4-7	0-0	2-5	2-3-5	3	10	1	0	2	1	17	
vs. UCLA*	5-7	0-0	0-0	2-1-3	3	10	0	1	0	0	17	
vs. Florida	2-4	0-0	0-0	0-1-1	5	4	0	2	0	0	14	
Iowa	1-3	0-0	0-0	0-0-0	2	2	0	0	0	0	14	
East Carolina	3-5	0-0	2-3	1-3-4	1	8	0	1	0	0	14	
at Kentucky	1-1	0-0	0-0	0-1-1	4	2	0	1	0	0	12	
at UNCG	3-7	0-0	2-2	3-3-6	2	8	0	0	1	1	14	
vs. Ohio State	1-4	0-0	0-0	0-1-1	2	2	0	2	1	0	10	
UAB	3-4	0-0	5-6	0-3-3	3	11	0	1	0	0	14	
William and Mary	3-9	0-0	2-4	4-2-6	4	8	0	1	0	0	15	
at Clemson	1-5	0-1	4-4	1-3-4	2	6	0	0	1	1	14	
Notre Dame	2-2	0-0	1-5	1-1-2	1	5	0	0	0	0	8	
Louisville	3-7	0-0	0-0	2-2-4	0	6	0	1	0	0	13	
at NC State	6-7	0-0	0-0	1-1-2	4	12	1	1	1	0	22	
Virginia Tech	4-7	0-0	0-1	3-3-6	2	8	1	0	0	2	18	
at Wake Forest	2-3	0-0	0-0	1-0-1	3	4	0	0	0	0	12	
Florida State	0-4	0-0	2-2	1-1-2	2	2	0	0	1	0	18	
Syracuse	3-3	0-0	0-0	1-0-1	2	6	0	0	0	0	11	
at Louisville	0-3	0-0	3-4	2-2-4	5	3	1	1	0	1	15	
Virginia	2-5	0-0	0-0	3-2-5	3	4	1	0	0	0	14	
at Boston College*	7-10	0-0	7-11	3-2-5	4	21	0	4	0	0	28	
at Pitt*	2-3	0-0	1-2	1-0-1	0	5	0	1	0	1	18	
at Duke	5-9	0-0	2-3	1-2-3	3	12	0	2	0	0	21	
Georgia Tech	4-4	0-0	4-4	0-1-1	1	12	1	0	0	1	13	
NC State	1-3	0-0	0-0	1-1-2	2	2	1	2	0	0	18	
at Miami	0-3	0-0	0-0	0-2-2	2	0	0	2	0	0	10	
at Georgia Tech	4-4	0-0	0-0	1-0-1	3	8	0	3	0	0	9	
Duke	2-4	0-0	2-2	0-1-1	0	6	0	0	0	0	9	
vs. BC (ACC)	2-6	0-0	3-4	4-1-5	2	7	1	0	1	0	15	
vs. Louisville (ACC)	2-3	0-0	0-0	0-1-1	3	4	1	1	0	0	12	
vs. Virginia (ACC)	2-2	0-0	1-2	0-1-1	1	5	1	1	0	1	14	
vs. Notre Dame (ACC)	4-6	0-0	1-2	2-2-4	1	9	0	3	0	0	14	
vs. Harvard (NCAA)	4-4	0-0	1-3	1-2-3	2	9	0	0	1	0	18	
vs. Arkansas (NCAA)	1-1	0-0	0-0	1-1-2	5	2	0	0	0	0	12	
vs. Wisconsin (NCAA)	2-5	0-0	2-4	3-3-6	3	6	0	0	0	0	18	
2015-16												
vs. Temple	3-4	0-0	0-0	1-3-4	4	6	2	0	0	0	15	
Fairfield	4-4	0-0	0-0	3-2-5	1	8	0	0	0	0	18	
Wofford	4-5	0-0	4-6	0-4-4	3	12	0	0	0	1	14	
at Northern Iowa	2-4	0-0	3-5	3-1-4	0	7	1	0	0	0	20	
vs. Northwestern	3-6	0-0	4-4	2-2-4	1	10	1	2	1	0	23	
vs. Kansas State	2-5	0-0	4-4	1-3-4	1	8	1	0	1	0	13	
Maryland	2-3	0-0	0-0	2-4-6	2	4	1	1	0	0	15	
Davidson	1-3	0-0	0-0	0-1-1	3	2	0	1	1	0	13	
at Texas	3-4	0-0	8-10	1-2-3	4	14	1	0	0	1	23	
Tulane	4-5	0-0	3-4	0-1-1	2	11	3	0	0	2	19	
vs. UCLA	5-6	0-0	2-2	3-1-4	4	12	0	2	0	1	17	
Appalachian State	5-8	0-0	2-4	3-3-6	1	12	1	1	2	0	20	
UNCG	6-8	0-0	1-2	3-1-4	3	13	1	4	0	1	21	
Clemson	5-6	0-0	4-5	3-3-6	5	14	2	2	1	1	24	
Georgia Tech	5-7	0-0	2-2	2-2-4	2	12	0	1	2	1	27	
at Florida State	1-3	0-0	6-6	2-2-4	4	8	1	1	1	0	12	
at Syracuse	5-5	0-0	11-13	1-7-8	4	21	0	0	0	0	22	
NC State	3-5	0-0	4-6	3-3-6	4	10	2	0	1	0	18	
Wake Forest	3-7	0-0	3-5	3-6-9	2	9	1	3	0	2	19	
at Virginia Tech	3-4	0-0	0-0	2-3-5	4	6	0	0	0	0	17	
Boston College*	3-6	0-0	2-2	2-1-3	2	8	0	3	0	1	14	
at Louisville	2-8	0-0	4-5	5-3-8	4	8	0	1	0	0	17	
at Notre Dame	4-8	0-0	4-6	2-2-4	3	12	0	3	0	0	19	
at Boston College*	2-5	0-0	0-0	3-3-6	5	4	0	3	0	0	21	
Pitt	3-4	0-0	4-4	0-2-2	1	10	0	0	0	2	19	
Duke	2-5	0-0	0-0	2-2-4	3	4	0	1	2	0	13	
Miami*	6-9	0-0	0-2	1-4-5	2	12	1	1	0	2	21	
at NC State	3-4	0-0	0-0	3-3-6	4	6	1	0	0	0	18	
at Virginia	3-4	0-0	1-2	0-5-5	4	7	2	2	2	0	19	
Syracuse	4-9	0-0	2-4	5-1-6	3	10	0	1	1	0	22	
at Duke	2-6	0-0	0-0	0-0-0	4	4	0	2	0	0	9	
vs. Pitt (ACC)	3-3	0-0	4-5	1-3-4	2	10	1	0	1	0	19	
vs. Notre Dame (ACC)	5-12	0-0	1-4	7-8-15	2	11	1	2	2	1	23	
vs. Virginia (ACC)	3-3	0-0	1-2	1-0-1	4	7	0	2	0	1	16	
vs. FGCU (NCAA)	4-7	0-0	4-4	2-2-4	4	12	0	1	1	0	21	
vs. Providence (NCAA)	5-5	0-0	3-3	2-5-7	4	13	3	3	2	0	22	
vs. Indiana (NCAA)	1-3	0-0	2-2	1-1-2	5	4	0	1	0	0	7	
vs. Notre Dame (NCAA)	3-4	0-0	0-0	1-2-3	3	6	0	1	0	0	17	
vs. Syracuse (NCAA)	3-4	0-0	0-0	1-3-4	4	6	0	1	1	1	16	
vs. Villanova (NCAA)	2-4	0-0	0-0	2-2-4	4	4	0	1	1	2	20	



Kennedy Meeks #3

#3 Kennedy Meeks

Sr. • F • 6-10 • 260 • Charlotte, N.C. • Communication Studies Major



2017 Kareem Abdul-Jabbar Award Watch List

CAREER

Needs 19 points to reach 1,000 • Has scored in double figures 46 times, grabbed 10 or more rebounds 19 times and has 12 double-doubles • Has 981 career points, 674 rebounds and 107 blocks • Field goal percentage of .554 • Has four 20-point games (25 vs. Temple in the 2015-16 opener, 23 vs. NC State at home this year, 21 vs. Robert Morris as a sophomore and 23 at Florida State as a freshman).

JUNIOR SEASON (2015-16)

Fifth on the team in scoring (9.2) and second in rebounding (5.9) and blocked shots (34) • Double-figure rebounds in four games • Scored in double figures in 13 games with a career-high 25 in the season opener vs. Temple.

GAME HIGHLIGHTS

Tied his career high with six offensive rebounds in the national championship game vs. Villanova • Averaged 13.3 points and 6.7

rebounds in the NCAA Tourney wins over Indiana, Notre Dame and Syracuse • Was 16-22 from the floor and 8-10 from the free throw line in those three games • Had 15 points, eight rebounds, two blocks and two steals vs. Syracuse in national semifinals • Had five offensive rebounds vs. the Orange (third time this year with at least five) • Scored UNC's first eight points in the second half vs. the Irish to increase UNC's five-point halftime lead to 11 • Scored 15 points and had nine rebounds vs. Indiana • Had 12 points and 14 rebounds at Duke • Tied his career high with six offensive rebounds as he helped UNC out-rebound Duke, 64-29 • Won UNC's defensive player of the game honors against the Blue Devils • Matched his season high with three blocks at NC State and vs. Miami • Scored in double figures (12) at Notre Dame for the first time in five games • Scored six more points in the second half (18) than any NC State player had in the entire game and finished with a game-high 23 in UNC's 67-55 win over the Pack • Made 8 of 10 field goals in the second half • Was his first 20-point

performance since the opener vs. Temple • Shot 62.5 percent from the floor; the rest of the team shot 30 percent • Returned to action on Jan. 9th at Syracuse after missing seven games • and scored eight points (all in the first half) in 14 minutes • His steal and breakaway dunk with 2:03 to play gave Carolina the lead for good in its win over Kansas State • Grabbed 12 rebounds and had a career-best four steals vs. Fairfield • Scored a career-high 25 points on 10 of 14 shooting from the floor against Temple.

SOPHOMORE SEASON (2014-15)

Led UNC in blocks, was second in rebounding and field goal percentage and third in scoring • Was eighth in the ACC in blocked shots and ninth in rebounding • Scored in double figures 22 times and grabbed 10 or more rebounds 10 times • Had eight double-doubles (10 career) • Led UNC in scoring seven times and rebounding 16 times • Season-high 21 points against Robert Morris on 11/16.



THE MEEKS FILE

- **Name:** Kennedy Rashod Meeks
- **Birthday:** February 5
- **Birthplace:** Charlotte, N.C.
- **Parents:** Nokhia Meeks & Dana Hobbs
- **Prep Coach:** Baronton Terry

MEEKS' CAREER STATISTICS

YEAR	GP-GS	MIN	AVG	FGM-A	PCT	3FGM-A	PCT	FTM-A	PCT	OFF	DEF	REB	AVG	A	TO	B	S	PTS	AVG
2013-14	34-17	553	16.3	103-188	.548	0-0	—	51-87	.586	80	127	207	6.1	27	35	27	11	257	7.6
2014-15	37-32	862	23.3	168-299	.562	0-1	.000	84-131	.641	95	176	271	7.3	39	58	46	23	420	11.4
2015-16	33-28	679	20.6	131-239	.548	0-0	—	42-61	.689	80	116	196	5.9	35	46	34	27	304	9.2
TOTALS	104-77	2094	20.1	402-726	.554	0-1	.00	177-279	.634	255	419	674	6.5	101	139	107	61	981	9.4



GAME HIGHLIGHTS

Had 10 points with a game-high eight rebounds vs. Harvard in the NCAA first round • Grabbed a career-high 14 rebounds, posted his first double-double in 11 games and blocked three shots in the loss to NC State • Scored 18 points for the second straight game in win over Georgia Tech • Shared UNC scoring honors at Duke with 18 points on 8 of 10 shooting • Scored 11 of his 17 points in the second half, and had eight rebounds vs. Syracuse • Scored 15 points and grabbed a game-high 10 rebounds at NC State • Overcame illness to score 12 points and grab 12 rebounds in win at Clemson • Made 8 of 9 shots from the floor and scored a game-high 18 points at UNCG • Had 15 points and a game-high 12 rebounds against Iowa • Led UNC with 18 points and had a game-high and career-high tying 13 rebounds against Florida • Outstanding in the win at Davidson in his hometown of Charlotte with a team-high 19 points and a game-high 12 rebounds • Had 21 points and 12 boards against Robert Morris.

**FRESHMAN SEASON
(2013-14)**

Earned ACC All-Freshman team honors from both the media and the league's head coaches • Second-leading rebounder among freshmen in the ACC • Was ninth in ACC games in offensive rebounding • Started 15 of the last 16 games • Made 17 starts overall, most among those players at the '5' • ACC Rookie of the Week for his play vs. Michigan State and UNCG • Second on the team in field goal percentage (.548) and third in rebounding (6.1) • Led UNC in rebounding 11 times • Averaged 15 rebounds per 40 minutes • Scored in double figures 12 times with a high of 23 at Florida State.

2014 NCAA TOURNAMENT

Averaged 13.5 points and 9.0 rebounds and made 12 of 19 from the floor (.632) in two NCAA games • Posted his second double-double with 15 points and a season-high 13 rebounds in a season-high 31 minutes in NCAA Tournament loss to Iowa State.

GAME HIGHLIGHTS

Grabbed 10 rebounds, six on the offensive boards, in the win at NC State • Scored 15 points despite spraining his right ankle and hyper-extending his right knee in the first half against Wake Forest on 2/22 • Led all scorers with a season-high 23 points on 11 of 12 shooting at Florida State • Field goal percentage of .917 was the highest single-game percentage by a Tar Heel in the Roy Williams era • Had eight points and 10 rebounds in 13 minutes against NC State • Led UNC with 15 points and nine rebounds and was the team's top defender at Virginia.

Led Carolina with 15 points and had seven rebounds and a key assist on a three-pointer by Marcus Paige in win at #1 Michigan State • Averaged 14.0 points, 9.5 rebounds and 4.0 assists in wins over Louisville and Michigan State • First double-double with 13 points, 12 rebounds and seven assists in win over Louisville.

PREP

Attended West Charlotte High School, where he played for coach Baronton Terry • A McDonald's All-America • Also played in the Jordan Brand Classic and the Nike Global Challenge • Three-time all-state selection • Helped lead West Charlotte to a 78-13 record over the last three seasons • Won the state title in 2011, earning MVP honors after grabbing 19 rebounds in the championship game • Averaged 19 points, 16 rebounds and three blocks as a senior • Scored 20 or more points seven times • Grabbed 20 or more rebounds four times • Had three games as a senior with 20 plus points and rebounds • Also lettered in tennis for three seasons at West Charlotte • Honor student in each of his last three years.

PERSONAL

Born Kennedy Rashod Meeks • Birthday is Feb. 5 • Born in Charlotte • Son of Nokhia Meeks and Dana Hobbs • Majoring in communication studies • Chose uniform No. 3 in honor of the Holy Trinity • Favorite former Tar Heels are Sean May, Tyler Hansbrough and Tyler Zeller • Would love to run the floor like Zeller.



Grant Haverson

J.D. Lyon Jr.



Meeks' Career Highs

- **Points:** 25 vs. Temple (11/13/15)
- **Rebounds:** 14 vs. N.C. State (2/24/15)
- **Assists:** 7 vs. Louisville (11/24/13)
- **Blocks:** 5 vs. Butler (11/26/14)

Kennedy Meeks, Game-by-Game												
2013-14	FG	3FG	FT	REB	PF	PTS	A	TO	B	S	MP	
Oakland	3-4	0-0	4-4	0-5-5	2	10	2	1	0	1	13	
Holy Cross	1-3	0-0	2-2	2-6-8	1	4	0	0	1	0	13	
Belmont	3-6	0-0	0-1	1-3-4	0	6	0	0	0	1	12	
vs. Richmond	0-2	0-0	1-2	1-2-3	0	1	0	0	0	0	5	
vs. Louisville	5-6	0-0	3-7	4-8-12	2	13	7	1	0	1	24	
at UAB	3-5	0-0	1-2	1-5-6	0	7	0	1	0	0	15	
at Michigan State	6-8	0-0	3-4	2-5-7	1	15	1	0	1	0	18	
UNCG	5-8	0-0	2-5	4-4-8	3	12	2	0	1	0	15	
Kentucky	0-4	0-0	1-3	3-1-4	2	1	1	2	2	0	19	
Texas	4-8	0-0	1-1	3-3-6	4	9	0	0	0	1	16	
Davidson	6-6	0-0	1-3	0-4-4	3	13	0	1	3	0	16	
Northern Kentucky	0-1	0-0	4-4	1-5-6	0	4	2	1	2	0	13	
UNCW*	0-3	0-0	0-0	1-4-5	1	0	0	4	1	1	16	
at Wake Forest*	3-8	0-0	1-2	4-5-9	2	7	0	1	0	0	18	
Miami	2-3	0-0	1-2	0-4-4	1	5	0	1	1	0	16	
at Syracuse	0-2	0-0	0-0	0-0-0	2	0	0	0	1	0	12	
Boston College	3-4	0-0	4-5	3-3-6	3	10	0	1	1	1	15	
at Virginia	7-10	0-0	1-3	4-5-9	1	15	2	1	1	1	21	
Clemson*	5-9	0-0	1-4	5-3-8	2	11	1	2	3	1	26	
at Georgia Tech*	4-4	0-0	1-2	1-9-10	3	9	2	1	1	0	26	
NC State*	3-9	0-0	2-2	5-5-10	2	8	0	1	0	0	13	
Maryland*	2-4	0-0	3-6	1-2-3	1	7	0	3	1	0	18	
at Notre Dame*	1-6	0-0	1-2	4-2-6	1	3	1	3	1	0	12	
Pitt*	1-3	0-0	0-0	3-1-4	3	2	0	1	1	0	11	
at Florida State*	11-12	0-0	1-3	3-4-7	3	23	0	0	2	0	24	
Duke*	1-5	0-0	2-2	3-3-6	1	4	2	2	0	0	16	
Wake Forest*	6-7	0-0	3-4	2-2-4	1	15	1	1	0	0	15	
at NC State*	3-7	0-0	2-4	6-4-10	2	8	0	1	0	0	21	
at Virginia Tech*	1-5	0-0	0-0	2-5-7	4	2	2	1	2	0	18	
Notre Dame	2-4	0-0	1-2	1-3-4	1	5	0	0	0	1	12	
at Duke*	0-1	0-0	0-0	0-1-1	0	0	0	1	0	0	12	
vs. Pitt (ACC)*	0-2	0-0	1-2	2-1-3	2	1	0	1	0	0	8	
vs. Providence (NCAA)*	6-8	0-0	0-0	4-1-5	1	12	0	0	0	1	13	
vs. Iowa St (NCAA)*	6-11	0-0	3-4	4-9-13	3	15	1	1	2	1	31	
2014-15	FG	3FG	FT	REB	PF	PTS	A	TO	B	S	MP	
NC Central*	4-10	0-0	2-3	2-7-9	2	10	0	0	2	1	17	
Robert Morris*	6-7	0-0	9-14	6-6-12	3	21	1	1	0	0	17	
at Davidson*	9-13	0-0	1-3	3-9-12	2	19	3	1	2	2	31	
vs. Butler*	2-4	0-0	3-6	4-6-10	1	7	2	2	5	0	25	
vs. UCLA	3-6	0-0	2-2	0-2-2	3	8	1	1	0	0	18	
vs. Florida*	8-12	0-0	2-4	5-8-13	3	18	1	6	2	1	27	
Iowa*	6-8	0-0	3-3	6-6-12	5	15	2	0	2	0	29	
East Carolina*	6-9	0-0	0-1	1-10-11	2	12	1	1	2	3	20	
at Kentucky*	4-8	0-0	2-2	4-0-4	2	10	1	0	1	0	22	
at UNCG*	8-9	0-0	2-2	1-5-6	3	18	0	0	0	0	19	
vs. Ohio State*	3-10	0-0	2-4	5-8-13	2	8	2	2	2	0	28	
UAB*	6-9	0-0	2-4	4-5-9	3	14	1	1	3	2	24	
William and Mary*	3-4	0-0	1-2	0-3-3	3	7	0	2	0	2	14	
at Clemson*	4-11	0-0	4-5	5-7-12	1	12	2	0	0	0	22	
Notre Dame*	3-8	0-0	6-6	4-0-4	5	12	1	1	1	1	17	
Louisville*	4-7	0-0	5-6	4-2-6	4	13	1	2	2	3	29	
at NC State*	7-13	0-0	1-3	1-9-10	1	15	1	1	1	1	34	
Virginia Tech*	3-4	0-0	2-4	0-3-3	0	8	0	1	0	0	19	
at Wake Forest*	8-11	0-0	0-0	1-7-8	4	16	0	1	1	1	22	
Florida State*	4-9	0-0	4-4	1-6-7	2	12	1	0	1	0	30	
Syracuse*	6-13	0-0	5-8	4-4-8	3	17	1	5	1	1	32	
at Louisville*	4-7	0-0	1-4	0-4-4	4	9	0	2	1	0	30	
Virginia*	4-8	0-0	3-4	3-4-7	2	11	2	6	0	0	28	
at Boston College	2-5	0-0	0-0	1-1-2	1	4	0	1	1	0	12	
at Pitt	6-8	0-0	3-5	1-2-3	3	15	1	0	1	0	19	
at Duke*	8-10	0-0	2-4	2-5-7	4	18	1	1	1	1	33	
Georgia Tech*	8-13	0-0	2-3	1-5-6	2	18	1	0	3	2	25	
NC State*	5-10	0-1	2-4	4-10-14	2	12	1	1	3	1	30	
at Miami*	2-5	0-0	0-0	1-4-5	1	4	1	3	1	0	27	
at Georgia Tech*	3-6	0-0	2-2	3-2-5	4	8	2	3	2	0	19	
Duke	1-7	0-0	0-0	4-5-9	3	2	3	1	1	0	23	
vs. BC (ACC)											DNP (illness)	
vs. Louisville (ACC)	4-9	0-0	1-2	3-2-5	1	9	0	0	2	0	19	
vs. Virginia (ACC)*	1-3	0-0	5-9	3-6-9	4	7	2	2	2	1	26	
vs. Notre Dame (ACC)*	4-6	0-0	0-0	2-3-5	4	8	2	1	0	0	17	
vs. Harvard (NCAA)*	4-8	0-0	2-4	2-6-8	2	10	1	5	0	0	29	
vs. Arkansas (NCAA)*	4-5	0-0	1-2	3-1-4	4	9	0	4	0	0	15	
vs. Wisconsin (NCAA)*	1-4	0-0	2-2	1-3-4	3	4	0	0	0	0	14	
2015-16	FG	3FG	FT	REB	PF	PTS	A	TO	B	S	MP	
vs. Temple*	10-14	0-0	5-7	3-8-11	3	25	2	1	3	0	28	
Fairfield*	3-6	0-0	2-5	4-8-12	2	8	2	1	2	4	24	
Wofford*	8-15	0-0	0-1	3-5-8	1	16	0	5	1	1	26	
at Northern Iowa*	5-9	0-0	0-0	2-7-9	3	10	0	2	0	0	24	
vs. Northwestern*	4-6	0-0	4-4	1-1-2	4	12	3	0	0	2	21	
vs. Kansas St*	6-9	0-0	3-3	1-2-3	2	15	3	2	0	2	27	
Maryland*	6-11	0-0	0-0	3-3-6	2	12	3	2	3	2	28	
Davidson*	3-3	0-0	3-4	2-8-10	3	9	1	2	1	0	18	
at Texas*	2-6	0-0	0-0	0-6-6	4	4	1	0	3	1	24	
Tulane through at Florida State											DNP (bruised bone, left knee)	
at Syracuse	4-8	0-0	0-0	2-0-2	1	8	0	1	1	0	14	
NC State*	10-16	0-0	3-4	5-1-6	1	23	0	1	3	1	30	
Wake Forest*	4-9	0-0	1-2	4-1-5	3	9	2	1	2	0	15	
at Virginia Tech*	2-5	0-0	3-4	3-2-5	4	7	0	0	3	1	20	
Boston College	4-5	0-0	0-0	1-3-4	1	8	1	0	0	0	15	
at Louisville*	2-4	0-0	0-1	1-5-6	4	4	1	2	0	0	18	
at Notre Dame*	5-6	0-0	2-4	2-2-4	4	12	1	0	0	0	17	
at Boston College	1-3	0-0	0-0	0-7-7	2	2	0	2	1	2	21	
Pitt*	3-6	0-0	0-0	1-3-4	3	6	3	2	2	0	24	
Duke*	3-7	0-0	0-0	2-6-8	0	6	0	0	1	0	22	
Miami	4-5	0-0	0-0	2-3-5	3	8	1	1	3	1	17	
at NC State*	3-7	0-0	1-2	2-4-6	1	7	1	1	3	0	24	
at Virginia*	3-6	0-0	0-0	4-0-4	0	6	1	1	0	1	19	
Syracuse	3-5	0-0	4-4	2-1-3	2	10	1	1	0	1	13	
at Duke*	6-12	0-0	0-2	6-8-14	1	12	1	3	0	1	24	
vs. Pitt (ACC)*	2-4	0-0	0-0	0-2-2	1	4	0	1	0	0	17	
vs. Notre Dame* (ACC)	3-6	0-0	1-2	1-1-2	3	7	2	1	1	2	16	
vs. Virginia* (ACC)	2-4	0-0	0-0	1-5-6	2	4	2	2	0	1	20	
vs. FGCU (NCAA)*	2-9	0-0	0-0	3-3-6	3	4	1	1	0	0	11	
vs. Providence* (NCAA)	1-3	0-0	0-0	2-1-3	2	2	0	1	0	0	10	
vs. Indiana* (NCAA)	5-9	0-0	5-7	4-5-9	3	15	1	2	0	0	29	
vs. Notre Dame* (NCAA)	4-4	0-0	2-2	2-1-3	2	10	0	2	0	0	15	
vs. Syracuse* (NCAA)	7-9	0-0	1-1	5-3-8	1	15	1	2	2	2	27	
vs. Villanova* (NCAA)	1-8	0-0	2-2	6-1-7	3	4	0	2	0	1	21	



#30 Stilman White

Sr. • G • 6-1 • 178 • Wilmington, N.C. • Exercise & Sport Science Major

CAREER

Has 37 assists and only seven turnovers • A freshman in 2011-12, he then went on a Mormon mission and sat out the next two seasons • Returned as a sophomore in 2014-15 • Wore jersey No. 11 as a freshman in 2011-12, switched to No. 45 in 2014-15 and began wearing No. 30 as a junior.

JUNIOR SEASON (2015-16)

Saw action in 18 games off the bench as a backup point guard • Scored a basket against Tulane • That basket was his first field goal since the 2012 NCAA Elite 8 vs. Kansas • Played ACC games against Wake Forest, Boston College, Pitt and Miami, in two ACC Tournament contests

and four NCAA Tournament games, including the Final Four vs. Syracuse.

SOPHOMORE SEASON (2014-15)

Saw action in nine contests • Returned to action at Georgia Tech in early March for the first time since the UAB game on December 27th • Was managing a stress reaction in his right foot since mid-January; did not dress out for eight games as a precaution • Returned to the roster after a two-year absence due to a Mormon mission.

FRESHMAN SEASON (2011-12)

Started in place of an injured Kendall Marshall in the 2012 NCAA Tournament Sweet 16 against Ohio and Elite Eight vs. Kansas • Combined for 13 assists and no turnovers in 60 minutes in those two games • Set season-highs for points (four) and assists (seven) against the Jayhawks • Had six first-half assists and helped the Tar Heels shoot 63.6 percent in the first half against KU • Made his first college start in the Sweet 16 against Ohio and played 32 minutes with a season-high six assists and zero turnovers • Played in 34 games • Had 32 assists and five turnovers • Committed a

turnover every 39.2 minutes of action.

PREP

Earned first-team Associated Press and North Carolina Basketball Coaches all-state honors and was the Midwestern Conference and District 2 Player of the Year in 2011 at Hoggard High School • Two-time team captain, MVP and all-district honoree • Played for Coach Brett Queen • Scored 1,078 points and had 231 assists in 76 career games • Averaged a career-high 20.5 points and 3.0 assists per game as a senior • One of three players in school history to score 1,000 or more points.

PERSONAL

Stilman Shannon White is the son of Erin and Shannon White • Born on July 27 in Orange, Calif. • His youngest sister was adopted from Ethiopia • Majoring in exercise and sport science in the sport administration program • If he could go back in time, he'd want to witness the Sermon on the Mount • Worked on his dribbling in the offseason.



THE WHITE FILE

- **Name:** Stilman Shannon White
- **Birthday:** July 27
- **Birthplace:** Orange, Calif.
- **Parents:** Erin & Shannon White
- **Prep Coach:** Brett Queen

WHITE'S CAREER STATISTICS

YEAR	GP-GS	MIN	AVG	FGM-A	PCT	3FGM-A	PCT	FTM-A	PCT	OFF	DEF	REB	AVG	A	TO	B	S	PTS	AVG
2011-12	34-2	196	5.8	6-30	.200	3-19	.158	14-24	.583	1	11	12	0.4	32	5	0	8	29	0.9
2014-15	9-0	23	2.6	0-1	.000	0-1	.000	0-0	—	1	0	1	0.1	3	0	0	0	0	0.0
2015-16	18-0	30	1.7	1-8	.125	0-2	.000	1-2	.500	4	2	6	0.3	2	2	0	0	3	0.2
TOTALS	61-2	249	4.1	7-39	.179	3-22	.136	15-26	.577	6	13	19	0.3	37	7	0	8	32	0.5





Peyton Williams

Stilman White, Game-by-Game

2011-12	FG	3FG	FT	REB	PF	PTS	A	TO	B	S	MP
vs. Michigan State	0-0	0-0	3-4	0-0-0	0	3	0	0	0	0	1
at UNC Asheville	0-0	0-0	1-2	0-0-0	0	1	0	0	0	0	0+
Miss. Valley State	0-0	0-0	0-3	0-3-3	2	0	3	0	0	0	9
Tennessee State	0-0	0-0	0-2	0-0-0	2	0	1	0	0	0	4
vs. South Carolina	1-1	1-1	0-0	0-0-0	0	3	1	0	0	0	3
Evansville	0-2	0-1	3-4	0-2-2	2	3	2	1	0	0	9
Appalachian State	1-2	0-0	0-1	0-0-0	1	2	0	0	0	0	4
Nicholls	0-1	0-1	0-0	0-0-0	3	0	2	1	0	0	11
Texas	0-0	0-0	0-0	0-0-0	0	0	0	0	0	0	1
Elon	0-1	0-1	0-0	0-1-1	0	0	1	0	0	1	8
Monmouth	0-1	0-1	1-2	1-2-3	0	1	2	0	0	0	6
Boston College	0-0	0-0	0-0	0-0-0	0	0	0	0	0	0	2
Miami	0-0	0-0	0-0	0-0-0	0	0	0	0	0	0	2
at Florida State	0-3	0-1	0-0	0-0-0	1	0	0	0	0	0	4
at Virginia Tech	0-1	0-1	0-0	0-0-0	0	0	0	1	0	0	1
NC State	1-2	1-2	0-0	0-0-0	1	3	1	0	0	0	5
Georgia Tech	1-1	1-1	0-0	0-0-0	0	3	1	0	0	1	6
at Wake Forest	0-0	0-0	0-0	0-0-0	1	0	0	0	0	0	3
at Maryland	0-0	0-0	0-0	0-0-0	1	0	0	0	0	0	2
Duke	0-0	0-0	0-0	0-0-0	0	0	0	0	0	0	2
Virginia	0-1	0-1	0-0	0-1-1	1	0	1	0	0	1	8
at Miami	0-0	0-0	0-0	0-0-0	1	0	0	0	0	0	2
Clemson	0-0	0-0	0-0	0-0-0	2	0	1	0	0	0	4
at NC State	0-0	0-0	0-0	0-0-0	1	0	1	0	0	0	2
at Virginia	0-1	0-1	0-0	0-0-0	2	0	0	0	0	0	2
Maryland	0-1	0-1	0-0	0-0-0	2	0	0	0	0	0	7
Duke	0-0	0-0	0-0	0-0-0	0	0	1	0	0	0	3
vs. Maryland (ACC)	1-2	0-1	0-0	0-0-0	0	2	0	1	0	1	8
vs. NC State	0-1	0-1	0-0	0-0-0	0	0	0	0	0	1	3
vs. Fla State	0-0	0-0	0-0	0-0-0	0	0	0	0	0	1	1
vs. Vermont (NCAA)	0-0	0-0	0-0	0-0-0	1	0	0	0	0	0	8
vs. Creighton	0-0	0-0	2-2	0-0-0	0	2	1	1	0	0	5
vs. Ohio*	0-4	0-1	2-2	0-0-0	3	2	6	0	0	1	32
vs. Kansas*	1-5	0-3	2-2	0-2-2	3	4	7	0	0	1	28
2014-15	FG	3FG	FT	REB	PF	PTS	A	TO	B	S	MP
NC Central	0-0	0-0	0-0	0-0-0	1	0	0	0	0	0	2
Robert Morris	0-1	0-1	0-0	0-0-0	0	0	0	0	0	0	4
vs. UCLA	0-0	0-0	0-0	0-0-0	0	0	0	0	0	0	2
East Carolina	0-0	0-0	0-0	0-0-0	0	0	1	0	0	0	3
at Kentucky	0-0	0-0	0-0	0-0-0	0	0	0	0	0	0	1
at UNCG	0-0	0-0	0-0	0-0-0	0	0	1	0	0	0	2
UAB	0-0	0-0	0-0	0-0-0	0	0	1	0	0	0	3
at Georgia Tech	0-0	0-0	0-0	1-0-1	0	0	0	0	0	0	3
vs. BC (ACC)	0-0	0-0	0-0	0-0-0	1	0	0	0	0	0	3
2015-16	FG	3FG	FT	REB	PF	PTS	A	TO	B	S	MP
vs. Temple	0-1	0-0	0-0	0-0-0	0	0	0	0	0	0	1
Fairfield	0-0	0-0	0-0	0-0-0	1	0	0	0	0	0	3
Wofford	0-1	0-0	0-0	1-0-1	0	0	0	1	0	0	1
aDavidson	0-0	0-0	0-0	0-0-0	1	0	0	0	0	0	2
Tulane	1-1	0-0	0-0	0-0-0	0	2	0	0	0	0	1
vs. UCLA	0-0	0-0	0-0	0-0-0	0	0	0	0	0	0	0+
Appalachian State	0-1	0-0	0-0	0-1-1	0	0	1	0	0	0	3
UNCG	0-0	0-0	0-0	1-1-2	0	0	0	0	0	0	2
Wake Forest	0-0	0-0	0-0	0-0-0	0	0	0	0	0	0	2
Boston College	0-1	0-0	0-0	0-0-0	0	0	0	0	0	0	2
Pitt	0-0	0-0	0-0	0-0-0	0	0	0	0	0	0	1
Miami	0-3	0-2	0-0	2-0-2	2	0	1	0	0	0	4
vs. Pitt (ACC)	0-0	0-0	0-0	0-0-0	0	0	0	0	0	0	1
vs. Notre Dame (ACC)	0-0	0-0	0-0	0-0-0	1	0	0	0	0	0	3
vs. FGCU (NCAA)	0-0	0-0	1-2	0-0-0	0	1	0	0	0	0	1
vs. Providence (NCAA)	0-0	0-0	0-0	0-0-0	0	0	0	0	0	0	1
vs. Indiana (NCAA)	0-0	0-0	0-0	0-0-0	0	0	0	0	0	0	1
vs. Syracuse (NCAA)	0-0	0-0	0-0	0-0-0	0	0	0	1	0	0	1

White's Career Highs

- **Points:** 4 vs. Kansas (3/25/12)
- **Rebounds:** 3 on two occasions
- **Assists:** 7 vs. Kansas (3/25/12)
- **Steals:** 1 on several occasions



#2 Joel Berry II

Jr. • G • 6-0 • 195 • Apopka, Fla. • Exercise & Sport Science Major

- 2017 Cousy Award Watch List
- 2016 ACC Tournament MVP
- 2016 All-Final Four Team

CAREER

Started 39 of 70 games • Assist-error ratio of 2.4/1 • Made 85 of 226 3FGs (.376) and 119 of 142 free throws (.838) • Career free throw percentage is sixth-highest in UNC history • Scored in double figures 35 times with three 20-point games • Double figures in assists twice (11 vs. Appalachian State on 12/21/15 and 10 vs. Syracuse on 4/2/16 in Final Four).

SOPHOMORE SEASON (2015-16)

Sixth Tar Heel to earn ACC Tournament MVP and All-Final Four honors in the same year • Started at the point in 39 games (all except Senior Night) • Led the team in assists with 151, three-point percentage (.382), free throw percentage (.867) and steals (58) • Second on the team in scoring (12.8) in all games and ACC regular-season play (12.6) and led the Tar Heels in scoring in the ACC Tournament (17.0) • Second on the team with nine defensive player-of-the-game awards • Free throw percentage of .867 was the

seventh-highest in UNC history • Made 60 of 66 from the FT line in ACC regular season and Tournament play (team high .909) and 9 of 10 (.900) in NCAA Tournament action • Was second in the ACC in FT percentage in conference play • Scored in double figures 34 times (second most on the team) • Tar Heels went 31-3 when he scored in double figures and 2-4 when he did not • Played 11 games without a turnover and 21 with one or fewer • Assist/error ratio of 2.4/1 • Committed a turnover every 19.8 minutes • Had the fewest turnovers in a season by a UNC starting point guard • Averaged 1.55 turnovers per game, fewest by a Tar Heel point guard • Sank 68 for 178 from three-point range (.388) • Raymond Felton is the only Tar Heel to ever average more points, rebounds, assists and steals per game in a season.

2016 NCAA TOURNAMENT

Averaged 13.7 points, had 30 assists, only eight turnovers and shot 50 percent from the floor (32 of 64) in six games • Scored 20 points in the national championship game vs. Villanova, including 15 in the first half as UNC built a 34-29 lead • Made all four

of his three-point attempts, the second-best 3FG performance in championship game history • Had 10 assists in national semifinal vs. Syracuse, most by a Tar Heel in the national semifinal since Phil Ford had 10 vs. UNLV in 1977 • Also tied his career high with seven rebounds • Had eight assists and no turnovers against Notre Dame in the regional final • Scored all 14 of his points in the second half and had five assists in the win over Indiana.

2016 ACC TOURNAMENT

The 18th Tar Heel (and second UNC point guard) to win Most Valuable Player honors • First Tar Heel to win the award as a sophomore • First UNC point guard to win MVP honors since Phil Ford in 1975 • Scored a game-high 19 points in the championship vs. Virginia • Three-game total of 51 points (17.0 per game), eight assists and three turnovers • Scored 20 points against Pitt, 12 vs. Notre Dame and 19 vs. Virginia • Shot 17 for 24 from the floor (.708), 7 for 10 on three-pointers (.700) and made 10 of 10 free throws in the three games • All three turnovers



THE BERRY FILE

- **Name:** Joel DeWayne Berry II
- **Birthdate:** April 1
- **Birthplace:** Orlando, Fla.
- **Parents:** Joel & Kathie Berry
- **Prep Coach:** Jason Vallery

Peyton Williams

BERRY'S CAREER STATISTICS

YEAR	GP-GS	MIN	AVG	FGM-A	PCT	3FGM-A	PCT	FTM-A	PCT	OFF DEF	REB	AVG	A	TO	B	S	PTS	AVG	
2014-15	30-0	397	13.2	40-99	.404	17-48	.354	28-37	.757	3	23	26	0.9	46	21	1	12	125	4.2
2015-16	40-39	1228	30.7	177-397	.446	68-178	.382	91-105	.867	26	108	134	3.4	151	62	9	58	513	12.8
TOTALS	70-39	1625	23.2	217-496	.438	85-226	.376	119-142	.838	29	131	160	2.3	197	83	10	70	638	9.1



came in the quarterfinals – played 66 minutes in the last two games without a turnover • The three opposing starting point guards went 7 for 32 from the floor and had nine assists and eight turnovers over the three games.

Game-high 19 points vs. Virginia in the ACC championship game • Made 4-4 FTs in the final 15 seconds to clinch the title • Scored 10 of his 12 points against Notre Dame in the first half • Led UNC with 20 points and tied his career high with four steals vs. Pitt in the ACC QF • Made 7 of 8 field goal attempts, his best single-game percentage (.875) as a Tar Heel.

GAME HIGHLIGHTS

Scored 10 second-half points in win at Duke, including a 3FG and coast-to-coast drive that gave UNC a nine-point lead with 3:22 to play • Sank both ends of a 1-and-1 with 17 seconds to play for a five-point lead • Made career-best 5 of 9 three-pointers and scored a career-high 21 points at Virginia • Scored a then-career-high 19 points vs. Georgia Tech, including 8 of 9 from the free throw line in the second half • Had 16 points, four assists and no turnovers vs. Clemson in his first career ACC start • First career double-double with 11 points and a career-high 11 assists vs. Appalachian State • Scored 11 of his then-career-high 17 points in the second half and directed a Tar Heel attack that shot 61.1 percent in the final 20 minutes in the win over UCLA.

FRESHMAN SEASON (2014-15)

Came on strong at the end of the season • Averaged 15.2 minutes at the point over the last 14 games after returning from a seven-game layoff due to injury • Missed eight ACC games due to injury and illness • Had 46 assists, 21 turnovers and 12 steals in 30 games • Went 10 for 20 from three-point range in the last 10 games, including 6 for 11 in the post-season • Scored 60 points in the last nine games (6.7 per game).

GAME HIGHLIGHTS

Scored nine points and had three assists vs. Wisconsin in the NCAA Sweet 16 • Had seven points and four assists in the ACC

championship game vs. Notre Dame • Scored eight straight UNC points midway through the first half in the ACC quarterfinals vs. Louisville • Led Carolina with a season-high 15 points and made a season-best three 3FGs in the win at Georgia Tech • Missed seven games due to injury.

PREP

Played for Coach Jason Vallery at Lake Highland Prep in Orlando, Fla. • Parade All-America • First player in Florida high school history to win Florida Dairy Farmers Mr. Basketball award three times (Vince Carter won the award in 1995) • Also won Gatorade Player of the Year honors three times, just the sixth player to do that in any state • Named King of the Court, 4-A Player of the Year and first-team all-state by the Florida Association of Basketball Coaches • Led Lake Highland Prep to consecutive state titles • Was Tournament MVP as a senior, when he averaged 22.4 points, 6.6 rebounds, five assists and 2.2 steals in five games • Averaged 21.7 points, 6.0 rebounds, 3.3 assists and 2.6 steals in his prep career • Averaged 24.5 points, 7.0 rebounds, 4.3 assists and 2.4 steals as a senior • Had 39 points in 2014 state semifinals and 20 points and nine rebounds in the title game • Averaged 25.3 points as a junior and 23.8 as a sophomore • Played in the McDonald's All-America Game and the Nike Hoop Summit • Invited to play in the Jordan Brand Classic but didn't play due to injury • Earned third-team All-America honors from MaxPreps in 2014 • Won the Nike Peach Jam in 2013 • Earned a gold medal on the USA's U-17 team in Lithuania in 2012 • Played one year of football.

PERSONAL

Born Joel DeWayne Berry II • Birthday is April 1 • Son of Joel and Kathie Berry • His sister played four years at Rollins College • Majoring in exercise and sport science with a focus in sport administration • Chose No. 2 because he's the second (named for his father) • Worked on playing smarter and shooting in the offseason • Would love to go back and watch Michael Jordan in his prime • Favorite former Tar Heels are Raymond Felton and Ty Lawson.



Peyton Williams



Berry's Career Highs

- **Points:** 21 at Virginia (2/27/16)
- **Rebounds:** 7 on three occasions, most recently vs. Syracuse (4/2/16)
- **Assists:** 11 vs. Appalachian State (12/21/15)
- **Steals:** 4 on three occasions, most recently vs. Pitt (3/10/16)

J.D. Lyon Jr.

Joel Berry II, Game-by-Game

2014-15	FG	3FG	FT	REB	PF	PTS	A	TO	B	S	MP
NC Central	0-2	0-2	3-3	0-2-2	0	3	2	0	1	1	12
Robert Morris	3-6	1-4	1-1	0-2-2	1	8	2	2	0	1	16
at Davidson	0-1	0-1	0-0	0-0-0	1	0	2	0	0	0	6
vs. Butler	0-2	0-1	0-0	0-0-0	0	0	0	2	0	2	7
vs. UCLA	1-5	0-3	0-0	0-0-0	2	2	1	0	0	0	10
vs. Florida	0-0	0-0	0-0	0-0-0	1	0	0	0	0	0	4
Iowa	0-3	0-1	0-0	0-1-1	0	0	0	0	0	0	9
East Carolina	4-4	0-0	0-0	0-1-1	0	8	3	0	0	2	14
at Kentucky	1-3	0-1	2-2	0-0-0	0	4	0	0	0	0	11
at UNCG	2-3	1-2	3-4	0-0-0	1	8	0	0	0	1	16
vs. Ohio State	2-2	1-1	0-0	1-0-1	1	5	4	0	0	0	11
UAB	0-3	0-2	3-6	0-0-0	2	3	1	2	0	0	14
William and Mary	2-3	1-2	0-0	0-1-1	1	5	1	0	0	0	8
at Clemson	0-1	0-0	0-0	0-2-2	3	0	2	0	0	1	10
Notre Dame	1-2	0-0	0-0	1-1-2	3	2	1	0	0	0	13
Louisville	1-3	1-1	0-0	0-1-1	0	3	0	0	0	0	13
at NC State											DNP (groin strain)
Virginia Tech											DNP (groin strain)
at Wake Forest											DNP (groin strain)
Florida State											DNP (groin strain)
Syracuse											DNP (groin strain)
at Louisville											DNP (groin strain)
Virginia											DNP (groin strain)
at Boston College	0-0	0-0	0-0	0-0-0	1	0	0	0	0	0	10
at Pitt	2-6	1-3	3-4	0-2-2	2	8	6	0	0	0	28
at Duke	1-6	1-3	0-0	0-0-0	4	3	5	1	0	2	24
Georgia Tech											DNP (sick)
NC State	0-1	0-1	0-0	0-0-0	2	0	0	2	0	0	6
at Miami	1-2	1-2	0-0	0-1-1	0	3	3	1	0	0	15
at Georgia Tech	5-8	3-5	2-2	0-1-1	0	15	2	1	0	0	20
Duke	0-3	0-2	0-0	0-0-0	4	0	1	2	0	0	7
vs. BC (ACC)	2-4	0-1	3-5	0-5-5	4	7	1	2	0	0	18
vs. Louisville (ACC)	3-6	2-3	0-0	0-1-1	3	8	1	2	0	0	20
vs. Virginia (ACC)	1-3	1-2	1-2	0-0-0	1	4	0	0	0	1	16
vs. Notre Dame (ACC)	2-4	1-2	2-2	0-0-0	2	7	4	1	0	1	16
vs. Harvard (NCAA)	2-5	0-0	0-0	1-1-2	0	4	1	0	0	0	13
vs. Arkansas (NCAA)	2-5	0-0	2-2	0-0-0	3	6	0	3	0	0	11
vs. Wisconsin (NCAA)	2-3	2-3	3-4	0-1-1	2	9	3	0	0	0	9
2015-16	FG	3FG	FT	REB	PF	PTS	A	TO	B	S	MP
vs. Temple*	4-11	2-2	4-4	2-4-6	2	14	4	3	1	2	32
Fairfield*	6-16	3-8	0-0	1-2-3	2	15	4	3	0	1	29
Wofford*	6-9	0-2	4-4	0-2-2	2	16	4	3	0	4	36
at Northern Iowa*	2-7	1-5	0-0	0-3-3	4	5	3	3	0	0	26
vs. Northwestern*	5-12	2-7	0-0	0-2-2	2	12	3	0	0	1	34
vs. Kansas St*	2-7	1-5	2-2	0-4-4	3	7	4	3	1	1	34
Maryland*	4-7	3-5	3-7	0-1-1	1	14	5	2	0	2	32
Davidson*	4-10	3-6	0-0	0-1-1	2	11	4	1	0	2	26
at Texas*	3-8	2-6	0-0	0-2-2	4	8	1	1	0	2	30
Tulane*	4-9	3-5	1-2	2-2-4	3	12	9	3	0	0	30
vs. UCLA*	8-14	1-4	0-1	1-4-5	2	17	4	2	0	2	29
Appalachian St*	3-8	0-2	5-5	2-1-3	1	11	11	1	0	1	29
UNCG*	3-8	2-4	3-4	0-1-1	2	11	2	2	0	1	21
Clemson*	6-14	0-1	4-4	0-4-4	2	16	4	0	0	2	34
Georgia Tech*	5-11	1-3	8-9	1-4-5	1	19	4	5	0	0	34
at Florida St*	5-10	1-4	1-2	0-1-1	4	12	4	2	0	1	23
at Syracuse*	4-7	2-4	4-4	0-1-1	3	14	4	0	0	4	32
NC State*	5-9	3-5	1-2	1-3-4	1	14	4	3	1	1	32
Wake Forest*	3-8	2-3	3-4	4-3-7	1	11	3	0	1	1	29
at Virginia Tech*	5-17	3-11	0-0	0-2-2	1	13	3	0	0	3	33
Boston College*	5-10	2-5	1-1	0-3-3	2	13	6	0	0	3	27
at Louisville*	1-10	1-5	4-4	2-1-3	1	7	1	1	1	2	34
at Notre Dame*	3-8	1-3	3-4	0-4-4	4	10	5	2	1	0	34
at Boston College*	4-9	0-3	2-2	0-2-2	2	10	6	2	0	2	31
Pitt*	4-8	1-2	4-4	0-6-6	1	13	2	1	2	3	28
Duke*	2-12	1-3	3-3	0-2-2	4	8	1	0	0	0	29
Miami*	4-8	2-3	0-0	1-2-3	4	10	2	0	0	0	18
at NC State*	3-7	0-1	5-5	0-5-5	2	11	3	1	0	0	27
at Virginia*	8-15	5-9	0-0	1-4-5	3	21	3	3	0	3	35
Syracuse	4-9	2-6	3-4	1-5-6	3	13	0	3	0	2	32
at Duke*	3-11	2-9	4-4	0-7-7	1	12	0	1	0	0	35
vs. Pitt (ACC)*	7-8	2-3	4-4	0-0-0	4	20	3	3	0	4	29
vs. Notre Dame* (ACC)	5-8	2-4	0-0	1-1-2	1	12	4	0	1	0	31
vs. Virginia* (ACC)	5-8	3-3	6-6	0-2-2	1	19	1	0	0	1	35
vs. FGCU (NCAA)*	6-14	1-7	1-2	3-3-6	2	14	1	1	0	2	27
vs. Providence* (NCAA)	6-13	1-5	2-2	1-4-5	2	15	2	2	0	1	35
vs. Indiana* (NCAA)	5-8	2-3	2-2	0-2-2	4	14	5	1	0	2	31
vs. Notre Dame* (NCAA)	4-8	1-4	2-2	1-0-1	2	11	8	0	0	1	34
vs. Syracuse* (NCAA)	4-9	0-4	0-0	1-6-7	1	8	10	1	0	1	34
vs. Villanova* (NCAA)	7-12	4-4	2-2	0-3-3	2	20	4	3	0	0	37



Jack
#44

#44 Justin Jackson

Jr. • F • 6-8 • 210 • Tomball, Texas • Exercise & Sport Science Major

2017 Julius Erving Award Watch List

CAREER

Scored 895 points (11.5) in 78 games • Made 75 starts • Shooting 54.0 percent from two-point range, 29.7 percent 3FG and 68.8 from the free throw line • Scored in double figures 50 times and made multiple three-pointers 18 times, including three in the national title game vs. Villanova • Has 201 assists (2.6) and an assist/error ratio of 2.1/1 • Five career games with 20 or more points, including a career-high 25 at Northern Iowa • Two double-doubles (21/13 vs. Northwestern and 12/10 vs. Appalachian State as a sophomore).

SOPHOMORE SEASON (2015-16)

UNC's fourth-leading scorer at 12.2 ppg and was fourth in assists with 113 • Had 113 assists and only 42 turnovers • Had the second-best assist/error ratio (2.7) on a team that led the ACC, was third in the nation and was the best in UNC history • Scored in double figures 28 times • Made multiple 3FGs nine times • Carolina's defensive player of the game six times • Five or more assists five times • Most

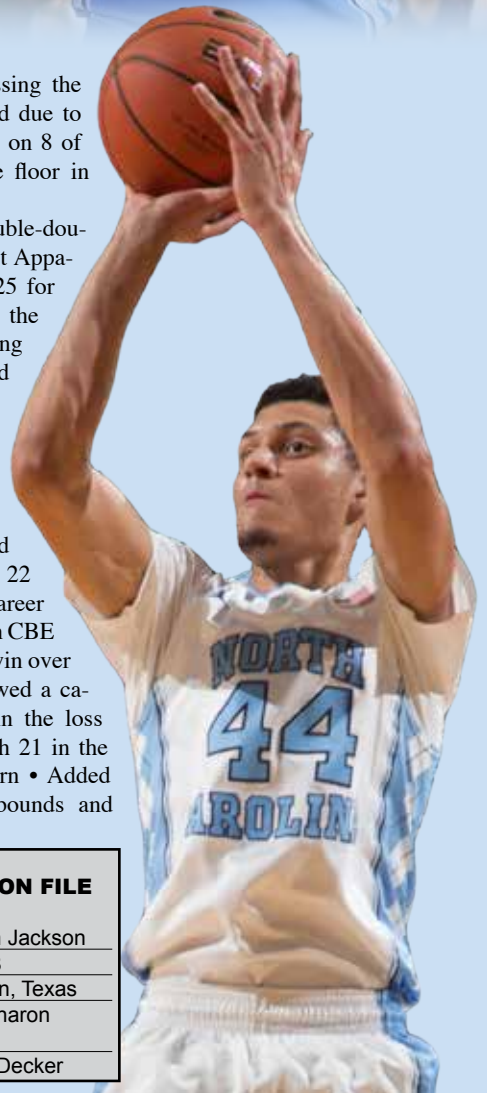
Valuable Player of the CBE Hall of Fame Classic in Kansas City after compiling 43 points, 18 rebounds and 10 assists in wins over Northwestern and Kansas State.

GAME HIGHLIGHTS

Matched his season high with three 3FGs and scored all nine of his points in the first half in the national championship game vs. Villanova • Matched his career NCAA Tourney high with 16 points and shared team scoring honors vs. Syracuse in the national semifinals • Scored 13 of his 14 points vs. Indiana in the first half as UNC built an 11-point lead • Had 11 of his 15 points in the second half, including a three-pointer that regained the lead and another go-ahead basket that gave UNC the lead for good in the win over Providence • Scored all 28 of his points in the second half of the three ACC Tournament games • Was 0 for 9 in the first halves against Pitt, ND and Virginia and 12 for 23 in the second half • Sparked Carolina's win at NC State with 17 points, six rebounds and three assists • Career-high eight assists (seven in the second half) and matched his season high with three 3FGs in 25-point win over 10th-ranked

Miami • Despite missing the afternoon shootaround due to illness, had 16 points on 8 of 11 shooting from the floor in the win at Syracuse.

Second career double-double with 12/10 against Appalachian State • Was 25 for 43 from the floor on the three-game road swing to Northern Iowa and Kansas City (.581) • In those three games he set or tied career highs in scoring (25), offensive rebounds (6), rebounds (13) and assists (tied, 6) • Had 22 points and tied his career high with six assists in CBE championship game win over Kansas State • Followed a career-high 25 points in the loss at Northern Iowa with 21 in the win over Northwestern • Added a career-high 13 rebounds and



THE JACKSON FILE

- **Name:** Justin Aaron Jackson
- **Birthdate:** March 28
- **Birthplace:** Houston, Texas
- **Parents:** Lloyd & Sharon Jackson
- **Prep Coach:** Mike Decker

JACKSON'S CAREER STATISTICS

YEAR	GP-GS	MIN	AVG	FGM-A	PCT	3FGM-A	PCT	FTM-A	PCT	OFF	DEF	REB	AVG	A	TO	B	S	PTS	AVG
2014-15	38-37	1014	26.7	157-329	.477	28-92	.304	66-93	.710	52	87	139	3.7	88	52	19	20	408	10.7
2015-16	40-38	1135	28.4	194-416	.466	35-120	.292	64-96	.667	71	85	156	3.9	113	42	17	25	487	12.2
TOTALS	78-75	2149	27.6	351-745	.471	63-212	.297	130-189	.688	123	172	295	3.8	201	94	36	45	895	11.5





Peyton Williams

four assists vs. Northwestern.

FRESHMAN SEASON (2014-15)

Voted by both the ACC coaches and media to the league's All-Freshman team • Scored in double figures 22 times, including 11 of the last 12 games and six of seven in the postseason • Shot 52.1 percent from the floor and 44.7 percent from three-point range in the last 12 games • Made 11 of his first 54 three-point attempts and 17 of his last 38 • Made two three-pointers three times in the first 27 games and at least two six times in the last 11 games • Led UNC in scoring six times • Started 37 games (all except Senior Night) • One of six ACC freshmen to average double figures in scoring • Was fifth among ACC freshmen in assists at 2.3 per game (the four players ahead of him were all point guards) • Was second on the team with 28 three-point field goals • Earned second-team All-ACC Tournament honors • Carolina's second-leading scorer in NCAA Tournament play at 15.0 ppg • Shot a team-high 53.1 percent from the floor in the three NCAA Tournament games.

GAME HIGHLIGHTS

Shared UNC scoring honors in the Sweet 16 loss to Wisconsin with 15 points • Scored 14 of his 16 points in the second half vs. Arkansas, including eight in the final six minutes • Scored UNC's last four points in the win over Harvard • Scored 16 of season-high 22 points in the second half in the ACC semifinal win over #3 ranked and #1 seed Virginia • Went 5 for 7 from the floor and had 14 points in home loss to Duke • Led all scorers on both teams with 16 points in the loss to NC State • Played a season-high 34 minutes and scored 10 of his 17 points in the second half in the win at Wake Forest • Two-way standout in the win over Virginia Tech as he scored a game-high 16 points, grabbed a season-high seven rebounds, had four assists and two blocks • Had 13 points, six rebounds and four assists against UAB • Scored 11 points and had a season-high five assists in win over 12th-ranked Ohio State • Had 12 points and four steals against Florida • Scored

18 points on 7 of 10 shooting, including his first three-pointer, and had four assists at Davidson • Had nine points and five rebounds in his debut vs. NC Central.

PREP

Played for Coach Mike Decker for the Homeschool Christian Youth Association Warriors • Parade All-America and second-team USA Today All-America • Played in the McDonald's All-America Game and Jordan Brand Classic • Won the Maravich Award (2011), the Sullivan Award (2012) and the Jefferson Award (2013) as the top home schooled player in the country • Earned co-Most Valuable Player honors at the McDonald's Game after scoring 23 points on 11 of 14 shooting from the floor • Also the recipient of the Jack Daly Sportsmanship Award at the McDonald's game • Led HCYA Warriors to national championship in 2012 • Averaged 31.5 points, 9.1 rebounds, 2.0 assists and 1.9 blocks in 40 games as a senior • Led HCYA Warriors to 30-13 record in 2014 and a berth in the national title game • Scored 41 points in double overtime loss in the finals • Houston Chronicle's All-Greater Houston team • VYPE's (high school sports magazine) Houston Area Player of the Year • Teamed with Theo Pinson to earn a gold medal for the USA at FIBA Americas U-16 championship in 2011 in Mexico • Scored 13 points in gold medal game against Argentina • Attended Lone Star College as part of his home schooling.

PERSONAL

Born Justin Aaron Jackson • Birthday is March 28 • Son of Lloyd and Sharon Jackson • His father ran track at Blinn Junior College and his mother played basketball there • Majoring in exercise and sport science in the sport administration program • Chose uniform No. 44 in honor of Hall of Famer George Gervin • Favorite former Tar Heel is Harrison Barnes • Would love to have Kevin Durant's scoring ability • If he could go back in time, he'd want to witness the birth of Jesus Christ • Closest friend on another college team is Danrad Knowles (University of Houston).



Peyton Williams



Jackson's Career Highs

- **Points:** 25 at Northern Iowa (11/21/15)
- **Three-Pointers:** 4 vs. Virginia (3/13/15)
- **Rebounds:** 13 vs. Northwestern (11/23/15)
- **Assists:** 8 vs. Miami (2/20/16)
- **Steals:** 5 vs. Maryland (12/11/15)

Justin Jackson, Game-by-Game

2014-15	FG	3FG	FT	REB	PF	PTS	A	TO	B	S	MP
NC Central*	4-7	0-1	1-2	2-3-5	3	9	3	1	2	1	24
Robert Morris*	6-10	0-2	1-1	0-0-0	1	13	3	0	0	0	21
at Davidson*	7-10	1-3	3-4	0-3-3	2	18	4	1	0	1	28
vs. Butler*	2-4	0-1	2-2	1-0-1	1	6	2	1	0	2	21
vs. UCLA*	4-13	1-3	3-4	3-2-5	4	12	0	2	0	1	25
vs. Florida*	3-8	2-3	4-4	1-2-3	0	12	2	1	1	4	28
Iowa*	3-9	0-3	1-2	2-1-3	1	7	1	2	1	0	24
East Carolina*	3-8	0-2	0-0	3-3-6	0	6	2	1	1	0	24
at Kentucky*	2-6	0-2	0-0	1-0-1	4	4	2	2	0	0	18
at UNCG*	2-8	0-2	3-3	1-2-3	0	7	3	1	0	0	21
vs. Ohio State*	4-10	0-2	3-7	2-2-4	1	11	5	1	0	0	24
UAB*	5-8	2-3	1-1	1-5-6	1	13	4	2	0	0	22
William and Mary*	3-9	0-4	1-1	1-1-2	1	7	2	1	0	1	20
at Clemson*	6-8	1-1	0-0	2-1-3	2	13	2	1	0	0	27
Notre Dame*	2-4	0-2	2-2	0-3-3	0	6	1	0	0	0	23
Louisville*	4-6	0-1	0-0	2-2-4	2	8	4	1	3	0	22
at NC State*	3-4	0-1	1-1	0-0-0	1	7	2	3	0	1	23
Virginia Tech*	5-10	2-4	4-4	3-4-7	0	16	4	2	2	0	27
at Wake Forest*	6-8	1-2	4-6	0-3-3	1	17	1	1	0	2	34
Florida State*	6-15	0-3	2-7	2-2-4	2	14	3	1	1	0	34
Syracuse*	2-7	0-2	1-2	2-3-5	1	5	4	2	2	0	29
at Louisville*	4-13	0-2	2-2	1-3-4	4	10	1	1	2	0	38
Virginia*	3-6	0-0	2-2	1-4-5	0	8	1	2	0	0	28
at Boston College*	3-6	0-0	2-4	1-5-6	1	8	3	3	0	0	29
at Pitt*	3-7	1-3	1-3	2-3-5	1	8	6	0	0	0	26
at Duke*	1-8	0-2	0-0	2-3-5	0	2	3	2	0	1	17
Georgia Tech*	5-10	1-2	0-0	1-5-6	2	11	5	1	1	2	34
NC State*	7-17	2-4	0-0	2-1-3	2	16	1	1	0	1	35
at Miami*	2-5	1-2	6-8	1-3-4	2	11	0	1	1	0	33
at Georgia Tech*	6-10	0-4	1-2	2-3-5	0	13	3	0	0	0	29
Duke	5-7	2-3	2-2	2-1-3	1	14	0	1	1	0	26
vs. BC (ACC)*	4-7	2-3	2-3	0-2-2	0	12	2	1	0	0	27
vs. Louisville (ACC)*	4-7	0-1	2-2	1-4-5	3	10	1	1	0	0	24
vs. Virginia (ACC)*	8-10	4-5	2-2	0-4-4	2	22	1	1	0	1	31
vs. Notre Dame (ACC)*	3-12	0-7	1-2	2-1-3	3	7	1	3	1	0	31
vs. Harvard (NCAA)*	5-8	2-2	2-2	2-1-3	2	14	2	4	0	0	30
vs. Arkansas (NCAA)*	6-13	0-2	4-6	2-1-3	2	16	1	3	0	2	26
vs. Wisconsin (NCAA)*	6-11	3-3	0-0	1-1-2	2	15	3	0	0	0	31
2015-16	FG	3FG	FT	REB	PF	PTS	A	TO	B	S	MP
vs. Temple*	2-7	0-3	0-1	1-1-2	2	4	3	1	0	1	25
Fairfield*	5-9	0-3	1-4	0-0-0	2	11	2	0	1	1	23
Wofford*	2-8	0-3	1-3	2-0-2	2	5	4	0	1	1	27
at Northern Iowa*	9-15	3-7	4-4	1-3-4	3	25	3	2	1	0	36
vs. Northwestern*	8-15	1-3	4-4	6-7-13	2	21	4	2	0	0	35
vs. Kansas St*	8-13	2-4	4-5	1-4-5	3	22	6	1	0	1	32
Maryland*	3-7	1-2	2-4	2-2-4	0	9	3	3	1	5	27
Davidson*	7-13	1-5	0-0	1-4-5	0	15	3	5	0	1	25
at Texas*	5-9	1-2	4-4	0-1-1	0	15	2	2	0	0	30
Tulane*	6-9	1-2	0-1	4-2-6	1	13	7	1	1	1	26
vs. UCLA*	4-9	1-4	0-0	0-2-2	4	9	5	0	0	0	26
Appalachian St*	4-10	0-2	4-4	3-7-10	2	12	3	0	1	1	22
UNCG*	7-11	0-2	0-1	2-0-2	4	14	3	0	0	1	28
Clemson*	6-13	1-4	0-0	2-0-2	1	13	2	1	1	0	30
Georgia Tech*	3-9	0-2	4-4	0-4-4	3	10	3	1	0	0	32
at Florida St*	3-12	0-3	0-0	0-3-3	2	6	1	2	3	0	32
at Syracuse*	8-11	0-1	0-0	1-1-2	0	16	1	1	1	0	23
NC State*	2-9	1-3	1-2	3-0-3	2	6	2	1	0	0	28
Wake Forest*	4-13	0-2	0-2	3-3-6	0	8	3	0	0	2	24
at Virginia Tech*	4-11	0-3	1-3	1-2-3	5	9	3	1	0	0	24
Boston College*	2-6	0-1	0-4	1-2-3	0	4	2	0	0	0	24
at Louisville*	6-9	0-2	4-5	1-1-2	2	16	1	2	0	1	26
at Notre Dame*	1-7	0-1	3-3	3-1-4	3	5	4	1	0	0	36
at Boston College	9-11	2-3	0-0	1-2-3	0	20	2	0	0	0	32
Pitt*	6-10	2-3	0-0	0-4-4	3	14	6	1	2	1	29
Duke*	6-13	0-2	1-1	6-2-8	1	13	3	0	1	0	32
Miami*	5-8	3-4	2-3	1-1-2	2	15	8	1	0	1	28
at NC State*	7-12	2-4	1-2	3-3-6	4	17	3	0	0	0	27
at Virginia*	5-9	1-3	1-2	2-2-4	3	12	0	0	0	0	27
Syracuse	4-11	1-5	1-2	1-2-3	1	10	3	2	0	1	34
at Duke*	4-16	1-5	4-5	2-2-4	2	13	2	1	0	0	31
vs. Pitt (ACC)*	4-11	1-5	2-2	1-2-3	3	11	1	0	0	0	26
vs. Notre Dame (ACC)*	5-14	0-2	1-2	3-0-3	0	11	2	2	0	1	27
vs. Virginia (ACC)*	3-7	0-1	0-0	2-2-4	0	6	0	2	0	1	28
vs. FGCU (NCAA)*	5-11	2-3	0-0	2-2-4	2	12	1	0	0	0	23
vs. Providence (NCAA)*	6-13	1-3	2-2	0-3-3	1	15	3	2	0	0	31
vs. Indiana (NCAA)*	3-9	2-5	6-8	4-1-5	1	14	3	1	2	2	29
vs. Notre Dame (NCAA)*	4-6	1-2	2-3	3-2-5	1	11	2	0	0	0	28
vs. Syracuse (NCAA)*	6-12	0-2	4-4	0-3-3	0	16	2	1	0	1	28
vs. Villanova (NCAA)*	3-8	3-4	0-2	2-2-4	2	9	2	2	1	1	34



Handwritten signature of Theo Pinson

#1 Theo Pinson

Jr. • F/G • 6-6 • 211 • Greensboro, N.C. • Communication Studies Major



CAREER

Played in 64 games with eight starts • Has 152 assists and an assist/error ratio of 2.3/1 • Scored in double figures six times with a high of 13 vs. Clemson on 12/30/15.

SOPHOMORE SEASON (2015-16)

Third on the team in assists with 115 • Led the team with an assist every 6.5 minutes of action • Led the Tar Heels in assists nine times • First UNC non-starter with 100 assists in a season since Quentin Thomas had 113 in 2008 • Assist-error ratio of 2.3/1 (115/49) • Five or more assists seven times • More assists than turnovers in 31 games • Scored in double figures six times • Made 18 three-pointers, including nine in the first six games • Started the first six games in the backcourt and the Feb. 9 game at Boston College at small forward • Tar Heels were 6-1 in his seven starts and 6-1 when he had five or more assists.

Scored six points with four assists in the regional final vs. Notre Dame • Second on the team in assists in the ACC Tournament with 11 • Had seven assists in 14 minutes vs. Pitt in the ACC QF and three assists and five rebounds vs. Notre Dame in the semifinals • Key figure in the win at Duke as he finished with six points, five rebounds and a team-high four assists • Two field goals both came on tip-ins, the latter of which broke the only tie of the game at 49-all • Made both ends of a 1-and-1 with 26 seconds to play with UNC holding a three-point lead.

Defense against Cat Barber late in the first half helped UNC take the lead it would not relinquish in the win at NC State • Sparked Carolina's win over Clemson with a career-high 13 points and six rebounds • Played 19 minutes, a number of them at the '4' in the win vs. UCLA when UNC went 'small' • Scored in double figures in both games in Kansas City • Matched his career high with eight assists and hit a career-best three 3FGs against Northwestern • Grabbed a career-high nine rebounds against Temple • Set career highs in points (11) and assists (8) vs. Fairfield • First career game in double figures

THE PINSON FILE

- **Name:** Theophilus Alphonso Pinson
- **Birthdate:** November 5
- **Birthplace:** Greensboro, N.C.
- **Parents:** Theo & Barbara Pinson
- **Prep Coach:** Keith Gatlin

GAME HIGHLIGHTS

Had five points and five rebounds in national semifinal vs. Syracuse •

PINSON'S CAREER STATISTICS

YEAR	GP-GS	MIN	AVG	FGM-A	PCT	3FGM-A	PCT	FTM-A	PCT	OFF	DEF	REB	AVG	A	TO	B	S	PTS	AVG
2014-15	24-1	300	12.5	25-68	.368	7-26	.269	11-18	.611	21	51	72	3.0	37	17	5	14	68	2.8
2015-16	40-7	747	18.7	59-146	.404	18-62	.290	45-67	.672	43	84	127	3.2	115	49	10	24	181	4.5
TOTALS	64-8	1047	16.4	84-214	.393	25-88	.284	56-85	.659	64	135	199	3.1	152	66	15	38	249	3.9





Jeffrey Camarati

and had an assist-error ratio of 8/0 against Fairfield.

FRESHMAN SEASON (2014-15)

Underwent foot surgery on May 4, 2015, to repair a fracture of his left fifth metatarsal • Broke the bone on January 21st at Wake Forest • Missed the next 10 games before returning to action with five points in two minutes at Georgia Tech on March 3 • Played seven minutes in the regular-season finale at home vs. Duke • Averaged 12.5 minutes in 24 games • Missed 14 games, including 10 in a row, with the broken left foot • Played 14 minutes in the post-season, all in the NCAA Tournament • Was unable to play in the ACC Tournament after aggravating the injury during practice the week of the event • At the time of his injury in January, he was fourth on the team (best off the bench) in assists and rebounding • Scored a season-high seven points three times • Had an assist-error ratio of 2.2 to 1 (37/17).

GAME HIGHLIGHTS

Led Carolina in rebounding with eight and added seven points as he led second-half rally on 1/5 against Notre Dame • All of his points and rebounds vs. the Irish came in 12 second-half minutes • Led UNC (outright or shared) in assists three times • Had seven points and three steals vs. UAB • Scored five points and had three assists vs. East Carolina • Led Carolina with seven rebounds (four

offensive) and had three assists against UCLA • Started his first collegiate game vs. NC Central and had four points, four assists and two steals.

PREP


Played for Coach Keith Gatlin (who played guard at Maryland) at Wesleyan Christian Academy in High Point, N.C. • Earned third-team USA Today All-America honors in 2014 • Played in McDonald's All-America Game, Nike Hoop Summit and Jordan Brand Classic • Won two consecutive 3-A NCISAA state championships • Averaged 23 points as a senior • The Charlotte Observer's Mr. Basketball for North Carolina in 2014 • Won the Elite 24 dunk contest in 2013 • Played at Oak Ridge (N.C.) Military Academy as a freshman • Teamed with Justin Jackson to earn a gold medal for Team USA at FIBA Americas U-16 championship in 2011 in Mexico.

PERSONAL

Born Theophilus Alphonso Pinson on Nov. 5 • Son of Theo and Barbara Pinson • Majoring in communication studies • Wears No. 1 because it was his AAU number • Worked on his shooting in the off-season • Favorite former Tar Heel is Ty Lawson • Would love to have Kobe Bryant's complete skill set on the court.



Grant Halverson



Pinson's Career Highs

- **Points:** 13 vs. Clemson (12/30/15)
- **Rebounds:** 9 vs. Temple (11/13/15)
- **Assists:** 8 vs. Fairfield (11/15/15), vs. Northwestern (11/23/15)
- **Steals:** 3 vs. UAB (12/27/14)

Theo Pinson, Game-by-Game

2014-15	FG	3FG	FT	REB	PF	PTS	A	TO	B	S	MP
NC Central*	2-5	0-1	0-0	1-2-3	0	4	4	2	0	2	16
Robert Morris	0-1	0-1	0-0	0-3-3	0	0	5	0	0	2	14
at Davidson	2-6	1-2	2-2	1-2-3	1	7	1	0	2	1	14
vs. Butler	1-3	0-0	0-2	1-3-4	2	2	0	2	1	0	14
vs. UCLA	1-4	0-2	1-2	4-3-7	3	3	3	1	0	1	16
vs. Florida	0-2	0-0	0-0	1-3-4	2	0	4	1	0	0	20
Iowa	0-2	0-2	2-2	1-3-4	1	2	0	1	0	0	12
East Carolina	2-4	1-2	0-0	1-2-3	1	5	3	0	0	0	13
at Kentucky	2-2	1-1	0-0	0-3-3	1	5	1	1	1	0	13
at UNCG	1-2	1-1	0-1	1-2-3	2	3	4	2	0	2	14
vs. Ohio State	0-5	0-2	0-0	2-1-3	0	0	1	0	0	1	12
UAB	2-4	1-3	2-2	1-2-3	1	7	2	2	0	3	15
William and Mary	2-2	0-0	2-3	0-4-4	1	6	4	1	0	1	20
at Clemson	1-6	0-2	0-0	1-3-4	0	2	1	1	0	0	17
Notre Dame	3-5	1-2	0-0	3-5-8	0	7	0	0	0	0	16
Louisville	0-2	0-1	0-0	1-2-3	0	0	2	1	0	1	15
at NC State	1-2	0-1	1-2	0-1-1	1	3	1	1	0	0	13
Virginia Tech	2-2	0-0	0-0	1-4-5	2	4	0	0	0	0	17
at Wake Forest	1-2	0-0	0-0	1-1-2	1	2	0	0	0	0	6
next 10 games	DNP (broken left foot)										
at Georgia Tech	2-3	1-1	0-0	0-1-1	1	5	0	0	0	0	2
Duke	0-2	0-1	0-0	0-0-0	1	0	0	0	0	0	7
vs. BC (ACC)	DNP (left foot)										
vs. Louisville (ACC)	DNP (left foot)										
vs. Virginia (ACC)	DNP (left foot)										
vs. Notre Dame (ACC)	DNP (left foot)										
vs. Harvard (NCAA)	0-1	0-0	0-0	0-0-0	1	0	0	0	0	0	6
vs. Arkansas (NCAA)	0-0	0-0	0-0	0-1-1	0	0	1	0	1	0	4
vs. Wisconsin (NCAA)	0-1	0-1	1-2	0-0-0	0	1	0	1	0	0	4
2015-16	FG	3FG	FT	REB	PF	PTS	A	TO	B	S	MP
vs. Temple*	2-6	2-3	1-3	1-8-9	0	7	5	4	1	1	30
Fairfield*	2-5	1-3	6-8	0-5-5	2	11	8	0	0	0	30
Wofford*	1-3	0-0	0-0	1-1-2	1	2	3	1	2	0	28
at Northern Iowa*	1-3	0-1	0-0	0-4-4	4	2	5	3	0	1	25
vs. Northwestern*	3-7	3-7	1-3	1-4-5	2	10	8	4	0	1	29
vs. Kansas State*	3-8	3-7	2-4	1-4-5	4	11	3	2	3	0	29
Maryland	1-3	0-0	4-6	1-3-4	1	6	2	1	0	0	18
Davidson	2-5	0-1	2-3	1-1-2	1	6	4	0	0	1	17
at Texas	0-1	0-1	0-0	0-2-2	0	0	2	1	0	0	10
Tulane	3-6	2-3	2-3	2-2-4	0	10	2	1	0	1	17
vs. UCLA	2-6	0-1	0-0	0-0-0	3	4	2	1	1	1	19
Appalachian State	1-4	0-1	4-4	2-3-5	1	6	1	3	1	1	21
UNCG	2-5	0-2	4-4	3-1-4	1	8	2	1	0	1	16
Clemson	5-5	3-3	0-0	4-2-6	1	13	2	1	0	0	24
Georgia Tech	0-2	0-1	1-2	0-1-1	4	1	1	0	0	0	8
at Florida State	0-3	0-0	0-0	3-3-6	4	0	2	3	0	0	19
at Syracuse	0-4	0-4	0-0	0-1-1	2	0	1	2	0	0	18
NC State	0-5	0-2	2-2	1-2-3	0	2	0	0	0	0	12
Wake Forest	1-3	0-2	3-5	0-3-3	1	5	1	2	0	2	17
at Virginia Tech	1-5	0-2	2-2	2-2-4	2	4	0	0	0	0	9
Boston College	4-5	1-1	0-0	2-1-3	1	9	6	1	0	2	15
at Louisville	0-3	0-2	1-2	0-2-2	3	1	3	2	0	1	19
at Notre Dame	0-1	0-0	0-0	0-3-3	1	0	4	1	1	0	18
at Boston College*	2-5	0-3	2-2	1-2-3	1	6	3	0	1	1	24
Pitt	0-1	0-1	0-0	0-1-1	2	0	6	1	0	0	15
Duke	1-2	0-0	0-0	0-0-0	2	2	2	1	0	0	14
Miami	4-6	1-2	1-1	1-4-5	0	10	3	1	0	1	21
at NC State	3-6	0-2	1-1	1-2-3	2	7	2	1	0	1	23
at Virginia	0-2	0-0	1-4	2-0-2	4	1	2	0	0	1	14
Syracuse	1-3	1-2	0-0	1-0-1	3	3	3	0	0	0	12
at Duke	2-3	0-1	2-2	3-2-5	0	6	4	2	0	1	21
vs. Pitt (ACC)	1-1	0-0	0-0	0-2-2	0	2	7	2	0	0	14
vs. Notre Dame (ACC)	2-3	0-1	0-0	2-3-5	2	4	3	1	0	1	18
vs. Virginia (ACC)	0-0	0-0	0-0	0-2-2	0	0	1	1	0	0	12
vs. FGCU (NCAA)	2-4	0-0	1-1	1-0-1	3	5	0	1	0	2	19
vs. Providence (NCAA)	1-2	0-0	0-0	1-4-5	1	2	2	1	0	0	20
vs. Indiana (NCAA)	2-4	0-1	0-0	1-1-2	1	4	2	1	0	2	14
vs. Notre Dame (NCAA)	2-2	0-0	2-5	2-0-2	3	6	4	0	0	1	23
vs. Syracuse (NCAA)	2-4	1-2	0-0	2-3-5	4	5	1	2	0	0	13
vs. Villanova (NCAA)	0-0	0-0	0-0	0-0-0	2	0	3	0	0	0	12



*L. 32
Maye*

#32 Luke Maye

Soph. • F • 6-8 • 235 • Huntersville, N.C. • Undeclared Major

FRESHMAN SEASON (2015-16)

Twenty-four of his 54 rebounds were offensive boards • Had three or more offensive rebounds four times with a high of four against Appalachian State • Played 11 minutes against Kansas State and had four rebounds plus an assist and a blocked shot • Graded out as UNC's best defender vs. KSU • Season-high five rebounds and two assists vs. Tulane • Had three offensive rebounds vs. UCLA • Three-point play gave UNC an eight-point lead with 8:23 to play • Season-high seven points and five boards (four offensive) vs. Appalachian State • Hit his first 3FG vs. UNCG • Had four rebounds and two assists in seven minutes against NC State • Matched his season high with 15 minutes vs. Wake Forest • Matched his season high with five rebounds at Virginia Tech • Named to the ACC Academic Honor Roll.

PREP

Attended William A. Hough High School in Cornelius, N.C. • Two-time member of the Associated Press All-State team • Scored 1,923 career points and grabbed 1,369 rebounds • Averaged 20.7 points, 15.5 rebounds and 3.5 assists as a senior • Three-time all-conference selection • Two-

time conference and district player of the year • MVP of the Capital Classic All-Star Game with 15 points and 12 rebounds • Won the three-point contest at the Florida Classic All-Star Game • Played in the N.C.-S.C. All-Star Game • Played for coaches Jason Grube and Justin Batts at Hough • Played four years of high school baseball at first base and outfield • Member of the National Honor Society, French Honor Society and Math Honor Society.

PERSONAL

Born Luke David Maye in Cary, N.C. • Birthday is March 7 • Son of Mark and Aimee Maye • His father, Mark, played quarterback at UNC from 1984-87, leading the ACC in 1986 with 1,401 passing yards • Undeclared major • Wore No. 32 in high school • Favorite former Tar Heels are Tyler Hansbrough and Sean May • Closest friend on another team is Torin Dorn of NC State.

THE MAYE FILE


- **Name:** Luke David Maye
- **Birthday:** March 7
- **Birthplace:** Cary, N.C.
- **Parents:** Mark & Aimee Maye
- **Prep Coaches:** Jason Grube, Justin Batts



MAYE'S CAREER STATISTICS

YEAR	GP-GS	MIN	AVG	FGM-A	PCT	3FGM-A	PCT	FTM-A	PCT	OFF	DEF	REB	AVG	A	TO	B	S	PTS	AVG
2015-16	33-0	178	5.4	15-40	.375	2-7	.286	6-14	.429	24	30	54	1.6	7	10	3	3	38	1.2

Peyton Williams



Maye's Career Highs

- **Points:** 7 vs. Appalachian State (12/21/15)
- **Rebounds:** 5 on three occasions, most recently at Virginia Tech (1/24/16)
- **Assists:** 2 vs. Tulane (12/16/15), vs. NC State (1/16/16)

Luke Maye, Game-by-Game

2015-16	FG	3FG	FT	REB	PF	PTS	A	TO	B	S	MP
vs. Temple	0-1	0-0	0-0	0-2-2	1	0	0	0	0	0	4
Fairfield	1-1	0-0	0-0	0-1-1	0	2	0	0	0	0	4
Wofford	0-0	0-0	0-0	1-2-3	0	0	0	0	0	0	3
at Northern Iowa	1-2	0-1	0-0	0-1-1	3	2	1	0	0	0	4
vs. Northwestern	0-0	0-0	0-0	0-0-0	0	0	0	0	0	0	1
vs. Kansas State	0-1	0-0	0-0	1-3-4	1	0	1	1	1	0	11
Maryland	DNP										
Davidson	0-4	0-0	0-0	3-0-3	1	0	0	0	0	1	10
at Texas	0-1	0-1	0-0	0-0-0	0	0	0	0	0	0	3
Tulane	0-2	0-1	1-4	3-2-5	0	1	2	0	1	0	13
vs. UCLA	1-1	0-0	1-3	3-0-3	2	3	0	0	0	0	12
Appalachian State	3-6	0-0	1-1	4-1-5	3	7	0	1	0	0	12
UNCG	2-2	1-1	0-0	1-3-4	1	5	0	1	0	0	15
Clemson	0-0	0-0	0-0	0-0-0	1	0	0	0	0	0	5
Georgia Tech	0-0	0-0	0-0	0-0-0	0	0	0	0	0	0	3
at Florida State	0-0	0-0	0-0	0-0-0	1	0	0	0	0	0	2
at Syracuse	DNP										
NC State	0-2	0-1	0-0	2-2-4	1	0	2	0	0	0	7
Wake Forest	2-4	0-0	0-0	2-0-2	3	4	0	0	1	0	15
at Virginia Tech	0-1	0-0	2-4	2-3-5	2	2	0	1	0	1	11
Boston College	1-1	0-0	0-0	0-0-0	2	2	0	1	0	0	3
at Louisville	1-2	0-0	0-0	0-1-1	1	2	0	2	0	0	3
at Notre Dame	0-0	0-0	0-0	0-2-2	2	0	0	0	0	0	4
at Boston College	0-0	0-0	0-0	0-0-0	0	0	0	0	0	1	1
Pitt	1-1	1-1	0-0	0-1-1	0	3	0	1	0	0	3
Duke	0-1	0-0	0-0	0-2-2	0	0	0	0	0	0	5
Miami	1-1	0-0	0-0	0-0-0	0	2	0	0	0	0	1
at NC State	DNP										
at Virginia	0-0	0-0	0-0	0-1-1	1	0	1	1	0	0	5
Syracuse	1-3	0-1	0-0	1-2-3	0	2	0	1	0	0	6
at Duke	DNP										
vs. Pitt (ACC)	0-1	0-0	0-0	0-0-0	0	0	0	0	0	0	5
vs. Notre Dame (ACC)	0-2	0-0	0-0	1-1-2	0	0	0	0	0	0	4
vs. Virginia (ACC)	DNP										
vs. FGCU (NCAA)	0-0	0-0	0-0	0-0-0	0	0	0	0	0	0	1
vs. Providence (NCAA)	0-0	0-0	1-2	0-0-0	0	1	0	0	0	0	1
vs. Indiana (NCAA)	0-0	0-0	0-0	0-0-0	0	0	0	0	0	0	1
vs. Notre Dame (NCAA)	DNP										
vs. Syracuse (NCAA)	0-0	0-0	0-0	0-0-0	0	0	0	0	0	0	0+
vs. Villanova (NCAA)	DNP										



Peyton Williams

Jeffrey Camarati



Kenny Williams 24

#24 Kenny Williams

Soph. • G • 6-4 • 180 • Midlothian, Va. • Exercise & Sport Science Major

FRESHMAN SEASON (2015-16)

Saw action in 30 games as a freshman • Called on to provide a defensive spark in the ACC Tournament championship game vs. Virginia and the quarterfinal vs. Pitt • Played five second-half minutes against the Panthers, coming into the game with 10:30 to play and UNC leading by four • He set up Joel Berry II for a score, then hit his first 3FG of the year with 8:30 to play to give UNC an 11-point lead • He exited the game with UNC leading by 13

• In the championship game vs. UVA, he came on with 15:11 to play and UNC down by two and helped guard ACC Player of the Year Malcolm Brogdon • Played six minutes, during which time the game was tied and Brogdon made one of two field goals and had a turnover • Played five of his seven minutes in the second half in the win at Florida State • Scored a fast-break basket as part of an 8-0 Tar Heel run midway through the half • Played a season-high 11 minutes and matched his high with four points against UNCG • Scored his first collegiate points on a steal and breakaway layup vs. Temple • Season-high four points vs. Fairfield, Davidson and UNCG.

PREP

Played for Coach Troy Manns at Lloyd C. Bird High School in Chesterfield, Va. • Led Bird to 89 wins in four years • Earned 5A all-state honors in 2014 and 2015

• Three-time All-Metro Richmond selection • Scored 1,603 career points (15.7 per game) and had 488 rebounds, 247 assists, 247 steals and shot 38 percent from three-point range • Made 152 career three-pointers • Averaged 17.9 points, 5.7 rebounds, 3.4 assists and 3.3 steals as a senior • Set the school record with 50 points in one game • Bird went 23-3 in 2015 and won the conference title for the second time • Conference player of the year in 2014 • Hit seven three-pointers and scored 31 points en route to Most Valuable Player honors at the '804' All-Star basketball game in 2015.

PERSONAL

Born Kenneth Fleming Williams III in Richmond, Va. • Birthday is November 18 • Parents are Kenneth Williams Jr. and Sherri Townes • Majoring in exercise and sport science in the sport administration program • Has always worn No. 24 • Closest friend on another team is Devin Morgan Jr. (Delaware State) • Would love to witness a speech by Martin Luther King Jr.

THE WILLIAMS FILE

- **Name:** Kenneth Fleming Williams III
- **Birthday:** November 18
- **Birthplace:** Midlothian, Va.
- **Parents:** Kenneth Williams Jr. & Sherri Townes
- **Prep Coach:** Troy Manns

WILLIAMS' CAREER STATISTICS

YEAR	GP-GS	MIN	AVG	FGM-A	PCT	3FGM-A	PCT	FTM-A	PCT	OFF	DEF	REB	AVG	A	TO	B	S	PTS	AVG
2015-16	30-0	122	4.1	8-22	.364	1-13	.077	6-6	1.000	4	7	11	0.4	6	1	0	3	23	0.8





Williams' Career Highs
 • **Points:** 4 on three occasions, most recently vs. UNCG (12/28/15)
 • **Rebounds:** 3 vs. Davidson (12/6/15)
 • **Assists:** 1 several times
 • **Steals:** 1 several times

Kenny Williams, Game-by-Game

2015-16	FG	3FG	FT	REB	PF	PTS	A	T	B	S	MP
vs. Temple	1-1	0-0	0-0	0-0-0	0	2	0	0	0	1	6
Fairfield	2-3	0-1	0-0	0-1-1	1	4	0	0	0	1	6
Wofford	0-0	0-0	0-0	0-0-0	0	0	0	0	0	0	3
at Northern Iowa	0-1	0-1	0-0	0-0-0	0	0	1	0	0	1	3
vs. Northwestern	0-2	0-2	0-0	0-0-0	2	0	0	0	0	0	6
vs. Kansas State	0-1	0-1	0-0	0-0-0	0	0	0	0	0	0	4
Maryland				DNP							
Davidson	2-3	0-1	0-0	0-3-3	0	4	1	0	0	0	8
at Texas				DNP							
Tulane	0-0	0-0	0-0	0-0-0	0	0	0	0	0	0	5
vs. UCLA	0-1	0-1	0-0	0-0-0	0	0	0	0	0	0	1
Appalachian State	0-1	0-1	0-0	0-0-0	1	0	1	0	0	0	9
UNCG	1-3	0-1	2-2	1-0-1	0	4	1	0	0	0	11
Clemson				DNP							
Georgia Tech	0-0	0-0	0-0	0-0-0	0	0	0	0	0	0	2
at Florida State	1-1	0-0	0-0	1-0-1	0	2	0	1	0	0	7
at Syracuse				DNP							
NC State	0-0	0-0	0-0	0-0-0	0	0	0	0	0	0	2
Wake Forest	0-1	0-1	2-2	0-1-1	0	2	1	0	0	0	7
at Virginia Tech	0-0	0-0	0-0	0-0-0	0	0	0	0	0	0	2
Boston College	0-1	0-1	0-0	0-0-0	1	0	0	0	0	0	7
at Louisville	0-0	0-0	0-0	0-0-0	0	0	0	0	0	0	3
at Notre Dame	0-0	0-0	0-0	0-0-0	0	0	0	0	0	0	0+
at Boston College	0-0	0-0	0-0	0-1-1	1	0	0	0	0	0	4
Pitt	0-1	0-1	0-0	0-0-0	0	0	0	0	0	0	1
Duke				DNP							
Miami	0-0	0-0	0-0	0-0-0	1	0	0	0	0	0	2
at NC State				DNP							
at Virginia	0-0	0-0	0-0	0-0-0	0	0	0	0	0	0	0+
Syracuse				DNP							
at Duke				DNP							
vs. Pitt (ACC)	1-1	1-1	0-0	0-0-0	0	3	1	0	0	0	5
vs. Notre Dame (ACC)	0-1	0-0	0-0	1-0-1	0	0	0	0	0	0	4
vs. Virginia (ACC)	0-0	0-0	0-0	0-0-0	1	0	0	0	0	0	6
vs. FGCU (NCAA)	0-0	0-0	2-2	1-1-2	0	2	0	0	0	0	5
vs. Providence (NCAA)	0-0	0-0	0-0	0-0-0	0	0	0	0	0	0	1
vs. Indiana (NCAA)	0-0	0-0	0-0	0-0-0	1	0	0	0	0	0	1
vs. Notre Dame (NCAA)				DNP							
vs. Syracuse (NCAA)	0-0	0-0	0-0	0-0-0	0	0	0	0	0	0	1
vs. Villanova (NCAA)				DNP							



Jeffrey Camarati

Grant Halverson





Tony Bradley

#5 Tony Bradley

Fr. • F • 6-10 • 240 • Bartow, Fla. • Undeclared Major



PREP

Played for Coach Terrence McGriff at Bartow High School in Bartow, Fla. • Gatorade Player of the Year in Florida in 2016 (Florida recipients the last five years include Bradley, Ben Simmons and three-time winner Joel Berry II) • Fifth future Tar Heel to win the award with Berry, Jackie Manuel, Vince Carter and Clifford Rozier • Led Bartow to four district titles and a 92-29 record • Averaged 22.8 points, 12.6 rebounds and 3.0 blocks as a senior • Bartow's all-time leader with 1,973 points and 1,054 rebounds • Set single-game school record with 23 rebounds • Finished second in the state playoffs as a junior and reached the final four as a senior.

As a senior, was named Mr. Basketball and won the King of the Court award for the state of Florida, was the Lakeland Ledger's Player of the Year, and played in the McDonald's and Jordan Brand All-America games • Two-time first-team all-state and second-teamer in 2014 • Two-time district player of the year by the Florida Athletic Coaches Association • Two-time Bright House Networks Player of the Year • Averaged 19.0 points in the 2015 Nike Global Challenge • Three-time member of the National Honor Society • Member of the Mayor's Youth Council.

PERSONAL

Birthday is January 8th • Born Tony Lee Bradley Jr. in Bartow, Fla. • Son of Tony Sr., who played at Florida A&M, and Vanessa Bradley • Chose uniform No. 5 because it was the closest available to No. 4 • Worked most on talking on the floor in the offseason • Loved to watch Harrison Barnes and John Henson when he was younger • Closest friend on another team is Maverick Rowan (NC State) • Would love to possess the well-rounded games of Tim Duncan and Anthony Davis.

THE BRADLEY FILE

- **Name:** Tony Lee Bradley Jr.
- **Birthday:** January 8
- **Birthplace:** Bartow, Fla.
- **Parents:** Vanessa & Tony Bradley Sr.
- **Prep Coach:** Terrence McGriff



Jeffrey Camarati



B'z
#14

#14 Brandon Robinson

Fr. • F • 6-5 • 162 • Douglasville, Ga. • Undeclared Major



PREP

Played for Coach Hollis Bethea III at Douglas County High School in Douglasville, Ga. • Averaged 23 points, 5.3 rebounds, nearly four assists and two steals as a senior • Region 3-AAAAAA Player of the Year as selected by the coaches, Georgia Coaches All-State, Douglas County Player of the Year and first-team All-Metro Atlanta in 2016 • Earned second-team USA Today all-state honors • Two-time all-region, all-county selection • Also won Atlanta Journal-Constitution Class AAAAAA and Douglas County Sentinel Player of the Year honors as a senior • Junior 6-A player of the year as a junior • Career totals included 1,485 points, 412 rebounds, 301 assists, 129 steals and 101 blocked shots • Two-time captain • Made four straight trips to the state playoffs • Regional champions as a freshman • Led his Georgia Stars AAU team to the 2015 Nike Peach Jam title • Received a National Scholar-Athlete award as a senior • Honor student all four years.

PERSONAL

Birthday is December 6th • Born Brandon Frank Robinson in Atlanta • Son of Frank and Twyla Robinson • His dad coached high school basketball in Georgia for 24 years • Chose No. 14 because it had a four in it • Worked on his defense in the offseason • Enjoyed watching Harrison Barnes when

he was younger • Closest friend who plays for another team is East Carolina's Raquan Wilkins • Would love to visit Dubai • Would like to go back in time and witness Michael Jordan's game-winning shot in the 1982 NCAA championship game • Would like to have the shooting ability of the NBA's Devin Booker.

THE ROBINSON FILE

- **Name:** Brandon Frank Robinson
- **Birthday:** December 6
- **Birthplace:** Atlanta, Ga.
- **Parents:** Frank & Twyla Robinson
- **Prep Coach:** Hollis Bethea



Jeffrey Camarati





Shea Rush #11

#11 Shea Rush

Fr. • F • 6-6 • 200 • Fairway, Kan. • Undeclared Major



PREP

Played for Coach Billy Thomas at The Barstow School in Kansas City, Mo. (Thomas played for Roy Williams and was a teammate of UNC assistant coach C.B. McGrath at Kansas from 1995-98) • Averaged 15.5 points, 5.7 rebounds and two steals as a senior • Led Barstow to a 102-17 record and three consecutive championship game appearances in the state playoffs, winning the title in 2015 • Went 27-4 as a senior • Won first-team all-conference and all-district and honorable mention all-metro and all-state honors in 2016 • Member of the Missouri and Kansas City all-star teams • Also played baseball and golf in high school • President of the investment club • Enjoys photography and making hats (fedoras) in his spare time.

PERSONAL

Birthday is December 22nd • Born Skylar Shea Rush in Fairway, Kan. • Son of JaRon Rush and Sarah Hofstra • JaRon played at UCLA • His uncle, Kareem, played at Missouri, and seven seasons in the NBA • His uncle, Brandon, won an NCAA title at Kansas in 2008, won an NBA title with Golden State in 2015 and is a member of the Minnesota Timberwolves • Chose jersey No. 11 “because it’s long and lanky, like me, and it’s aesthetically pleasing and the time 11:11 is lucky to me” •


Worked on his three-point shooting and strength in the offseason • Admires former Tar Heel James Michael McAdoo • Closest friend on another team is Nebraska’s Jeriah Horne • Would like to go back in time to witness The Last Waltz concert by The Band in San Francisco • Can play piano • Would like to possess LeBron James’ will to win and Steph Curry’s consistent shooting.

THE RUSH FILE

- **Name:** Skylar Shea Rush
- **Birthday:** December 22
- **Birthplace:** Fairway, Kan.
- **Parents:** JaRon Rush & Sarah Hofstra
- **Prep Coach:** Billy Thomas




Jeffrey Camaratti



*7th
#21*

#21 Seventh Woods

Fr. • G • 6-2 • 180 • Columbia, S.C. • Undeclared Major



PREP

Played for Mark McClam at the Hammond School in Columbia, S.C. • Two-time Mr. Basketball in South Carolina • Led Hammond to the 2015 state championship, the school's first title in 16 years • Helped Hammond win 36 straight games • Went 23-3 as a senior, reaching the state semifinals • Averaged 18.9 points, 4.5 rebounds, five assists and 3.6 steals per game as a senior • Earned all-region and all-state honors in each year since the eighth grade • Four-time South Carolina Independent Schools Association Player of the Year • Four-time Region 3A Player of the Year • Second-leading scorer in school history with more than 2,000 career points • Set single-game school record with 49 points • 2014 Gatorade Player of the Year in South Carolina and the State's Midlands Co-Player of the Year in 2015 • MaxPreps All-America as a senior • Won a gold medal in Uruguay playing for USA Basketball in the 2013 FIBA Americas U-16 championship • Captained that team • Was the youngest member of that Team USA squad.


PERSONAL

Birthday is August 7th • Born Seventh Day Vonte Woods in Columbia, S.C. • Son of Louis and Monica Woods • Is the youngest of six children • Chose his jersey number No. 21 because it's a

multiple of seven and his father was born on the 21st • Worked on his outside shot over the summer • Closest friend on another team is NC State's Dennis Smith • Would like to go back in time to watch the 1992 Dream Team win the Olympic gold medal • Would love to possess Steph Curry's outside shooting touch.

THE WOODS FILE

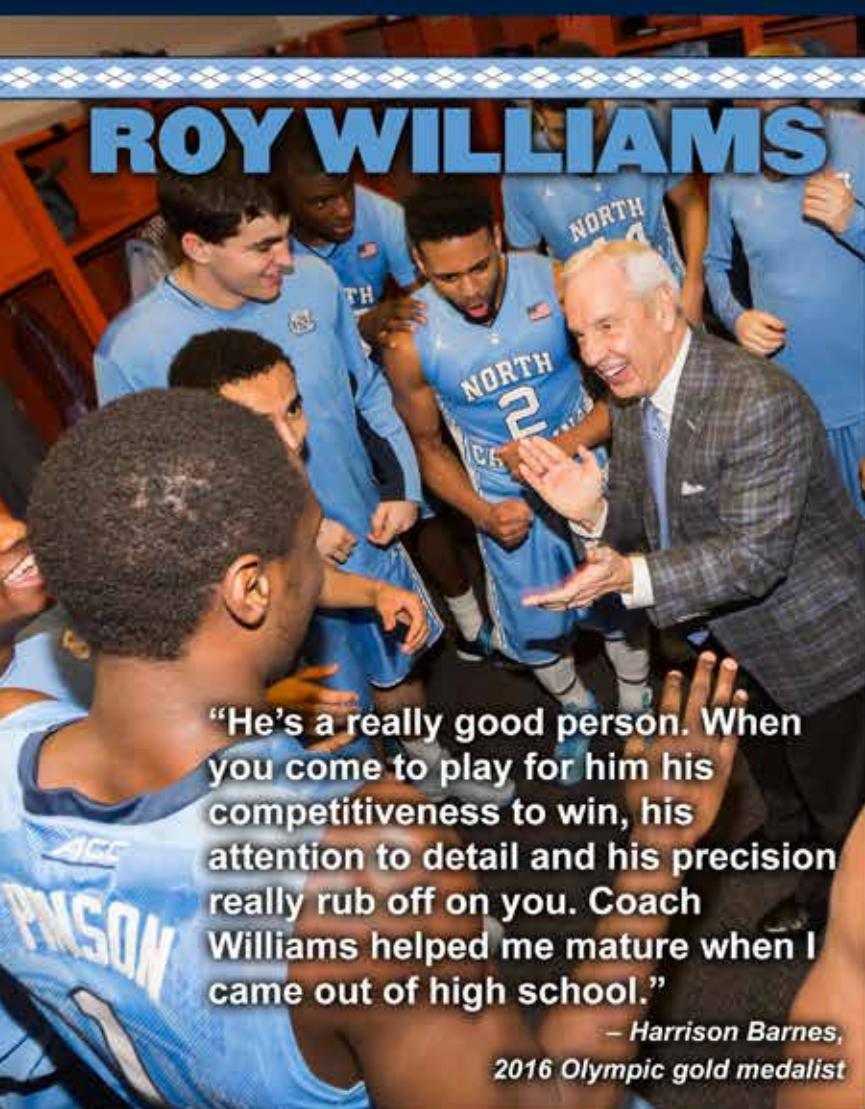
- **Name:** Seventh Day Vonte Woods
- **Birthday:** August 7
- **Birthplace:** Columbia, S.C.
- **Parents:** Louis & Monica Woods
- **Prep Coach:** Mark McClam



Jeffrey Camaratti




ROY WILLIAMS

A photograph of Coach Roy Williams, an older man in a grey suit, smiling and interacting with a group of young basketball players in blue jerseys. One player's jersey has "NORTH" and the number "2" visible. Another player's jersey has "ACC" and "PNSON" visible.

"He's a really good person. When you come to play for him his competitiveness to win, his attention to detail and his precision really rub off on you. Coach Williams helped me mature when I came out of high school."

— Harrison Barnes,
2016 Olympic gold medalist



"What Coach Williams has meant to me personally, I can't put into words. I've never had another person outside of my family care about me as much as Coach Williams has. I can never thank him enough for the things he's done for me."

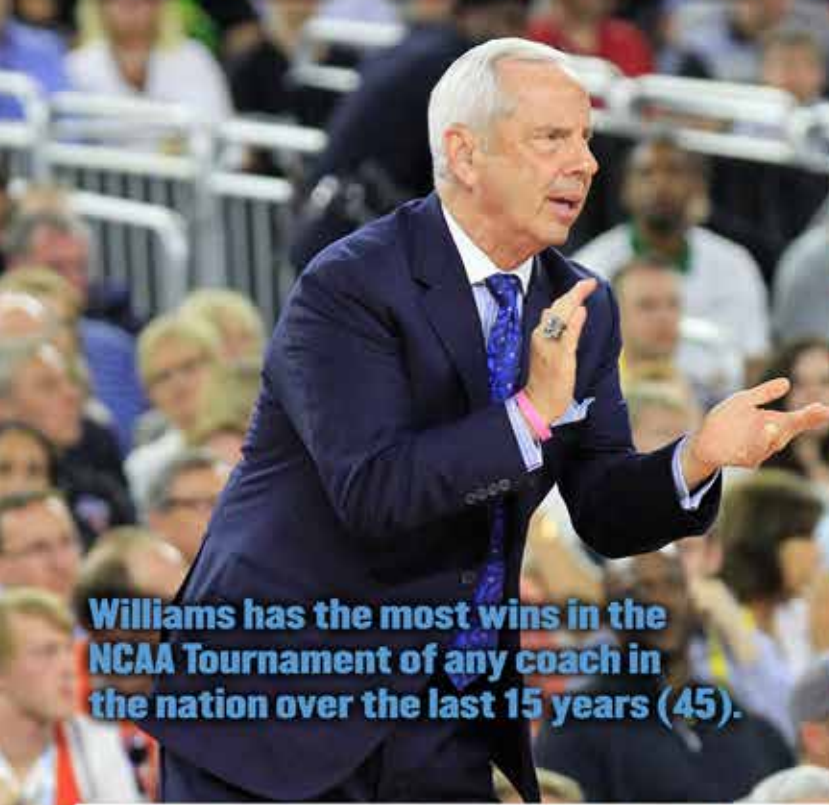
— Marvin Williams



"What makes Coach Williams one of the great coaches isn't just his extraordinary record, but his dedication to his players. He's just as serious about making these guys into men and into leaders as he is into make them champions."

— President Barack Obama

HALL-OF-FAME TAR HEEL COACH



Williams has the most wins in the NCAA Tournament of any coach in the nation over the last 15 years (45).



ROY WILLIAMS WAS INDUCTED INTO THE NAISMITH BASKETBALL HALL OF FAME IN 2007.

- Roy Williams is one of only four active coaches to win multiple NCAA championships.
- Williams is fourth in NCAA history with eight Final Four appearances as a head coach (1991, 1993, 2002, 2003 at Kansas and 2005, 2008, 2009, 2016 at UNC).
- UNC is 36-10 in NCAA Tournament play under Williams, who is second in NCAA history in Tournament wins.

ROY WILLIAMS

- Williams is one of only two coaches in NCAA history to win 30 or more games at least 11 times.

- Williams' career winning percentage of .789 is the best of any active coach in the nation with 20 or more years of head coaching experience, ranking sixth all-time.

- Williams has been named national coach of the year in seven different seasons.



26 NBA DRAFT FIRST-ROUND PICKS

"Coach Williams does a great job of getting everyone on the same page and molding them a certain way and doing things the right way. I learned that at Carolina. It's easy for me to adjust to the Spurs organization, because I was doing those same things here."

— Danny Green

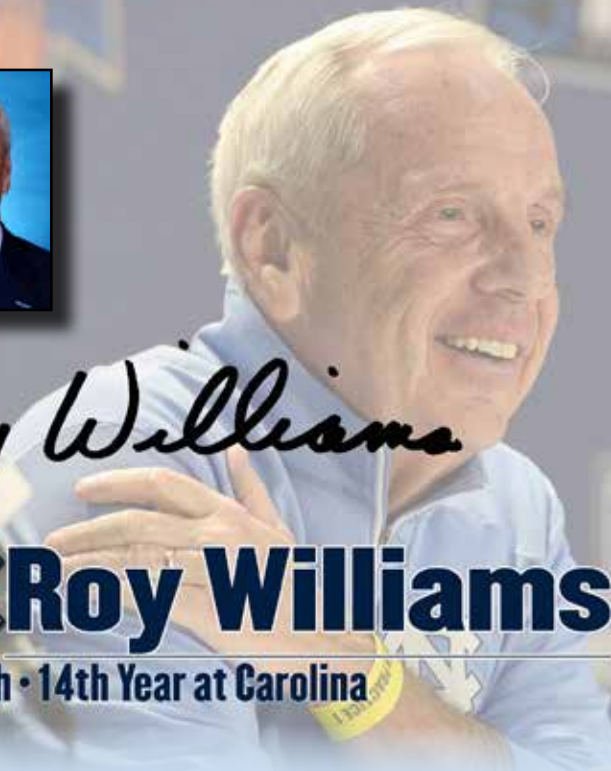
COACH, LEADER, CHAMPION



"He's the best coach I've ever had. He runs a pro system and he does a great job of getting the most out of his players within a team concept."

— Kendall Marshall,
2012 NBA Draft Lottery pick





Roy Williams

Roy Williams

Head Coach • 14th Year at Carolina

- **Naismith Hall of Famer**
- **Two-time NCAA champion**
- **Eight Final Fours**
- **Sixth-best winning percentage in NCAA history**
- **Seven-time National Coach of the Year**

John Wooden, Dean Smith, Mike Krzyzewski, Roy Williams. When Carolina defeated Notre Dame to win the 2016 NCAA East Regional, Williams joined an illustrious list of Hall of Famers who have coached in at least eight Final Fours, and when the Tar Heels beat Syracuse to advance to the national championship game, Williams became just the fifth coach ever (joining Adolph Rupp, Wooden, Smith and Krzyzewski) to take five teams to the NCAA title game.

The Tar Heels won 33 games last year, winning the Atlantic Coast Conference regular-season title for the seventh time and the ACC Tournament for the third time in Williams' 13 seasons as Carolina's head coach. Combined with 15 years at Kansas, Williams' teams have won regular-season titles 16 times in 28 seasons. No other active Naismith Hall of Fame coach has won as many regular-season championships.

Last season, Williams moved into second place all-time in NCAA Tournament wins with 70, earned a No. 1 seed in the NCAA Tournament for the 11th time (second most ever), won at least 30 games for the 11th time (second all-time), moved into 10th place all-time in Division I wins and fourth place in wins by an ACC coach and became the first coach in NCAA history to win at least 350 games at two schools.

The Tar Heels defeated fourth-ranked Virginia in the ACC championship game. It was the seventh time Williams has led UNC to the ACC Tournament finals in the last 10 years, and all seven championship games have been played against different opponents.

Carolina defeated Florida Gulf Coast in the first round of the East Regional, the 26th time in 26 appearances that Williams has led KU or UNC to at least one win in the NCAA Tournament. No other coach in history has played in that many NCAA Tournaments without failing to advance past the first game.

The Tar Heels led the ACC in 2016 in wins, scoring (averaging 80 plus points for the seventh time in Williams' 13 seasons), rebounding, assists and assist-turnover ratio, and set single-season UNC records for fewest turnovers and best assist-error rate. Carolina won truly as a team, as only one Tar Heel made All-ACC and finished among the league's top 25 scorers. It was the first time in ACC history the regular-season champions had only one player on the all-conference first, second and third teams. UNC was sixth in the country in assists per field goal, the fifth straight year the Tar Heels have had an assist on at least 60 percent of their made baskets.

Senior forward Brice Johnson earned consensus first-team All-America honors, the ninth time

a Kansas or Carolina player has accomplished that while playing for Williams (the second-highest total of any active coach in the country). Johnson came to UNC as a Top 30 or 40 national prospect and became one of the most improved players, setting UNC single-season records for rebounds and double-doubles and leading the ACC in field goal percentage as a senior.

"Coach Williams has meant a lot to me; he's the closest thing I've had as a role model to my father," says Johnson. "My dad coached me in high school and Coach Williams tried to replicate how my dad pushed me as a coach for the past four years. He got on me more than anyone else on the team, but I thank him for that because he got me to be the player I am today because of his motivation and the little talks we would have here and there. But what I really appreciate even more is that he not only taught me to be the player that I am on the court, but the person I am off the court."

Senior guard Marcus Paige, another Top 30 recruit, earned distinction on and off the court, concluding his brilliant career as Carolina's all-time leader in three-pointers and its 11th-leading scorer and becoming the first three-time Academic All-America in UNC Basketball history.

"He cares about us as people, almost as much as he does about us as players, and that's one thing that separates him as a coach,"

THE WILLIAMS FILE

Career: 783-209 (28 seasons)
UNC: 365-108 (13 seasons)

- Has the highest winning percentage (.789) of any active head coach in the nation with 20+ years experience, ranking sixth all-time
- Two-time NCAA champion (2005, 2009)
- Eight Final Fours
- Four Final Fours at UNC
- Has coached 27 first-round NBA Draft picks, including 16 at Carolina

• **Birthdate:** August 1
• **Education:** North Carolina, 1972; 1973 (Master's)
• **Playing experience:** UNC freshman team, 1968-69

• **Previous head coaching experience:**
Kansas (1988-2003)
Owen High School (1973-78)

• **Assistant coaching experience:**
North Carolina (1978-88)

• **Family:** *Wife* - Wanda; *Son* - Scott, *Daughter* - Kimberly, *Daughter-in-law* - Katie, *Son-in-law* - Kurt Newlin; *Grandsons* - Aiden, Court

says Paige. "He's a great coach. He develops our game and our skills, but at the end of the day he cares about us being ready for any aspect of life."

The 2016-17 season is Williams' 14th as Carolina's head coach and 29th as a college head coach. He's a member of the Naismith Basketball, College Basketball and North Carolina Sports Halls of Fame, leading Carolina to national championships in 2005 and 2009,



NATIONAL COACH OF THE YEAR	CONFERENCE COACH OF THE YEAR
1990 (USBWA)	1990 (Big Eight - AP/UPI)
1991 (Los Angeles Times)	1992 (Big Eight - AP)
1992 (AP)	1995 (Big Eight - coaches co-winner)
1997 (Naismith, <i>The Sporting News</i>)	1996 (Big Eight - coaches co-winner)
2005 (New York Athletic Club)	1997 (Big 12 - AP/coaches)
2006 (AP, USBWA, Rupp)	2002 (Big 12 - AP/coaches)
2009 (New York Athletic Club)	2003 (Big 12 - AP/coaches)
	2006 (ACC)
	2011 (ACC)

J.D. Lyon Jr.

four Final Fours, seven Elite Eights, six NCAA Tournament No. 1 seeds in 12 appearances, eight Associated Press Top 10 final rankings, seven ACC regular-season titles, three ACC Tournament crowns and six 30-win seasons. NBA teams have selected 16 of his UNC players in the first-round of the NBA Draft.

Seven times Williams' teams have played Duke in the final game of the regular season with the ACC regular-season championship on the line, and the Tar Heels are 7-0 in those games (2005, 2007, 2008, 2009, 2011, 2012 and 2016).

Two of his most-decorated recent players – 2012 ACC Player of the Year Tyler Zeller and Paige – have combined to win the Skip Prosser Award as the ACC's Top Scholar-Athlete in four of the last six seasons. Williams is the only NCAA coach to have two different players (Zeller and Kansas's Jacque Vaughn) earn Academic All-America of the Year honors and Paige's Academic All-America selection in 2016 was the seventh time one of Williams' players accomplished that. Williams is tied with Dean Smith for fourth all-time among coaches whose players have earned first-team Academic All-America honors behind Wooden (13), Bob Knight (10) and Ted Owens (9).

"A lot of people were doubting me as a freshman, but one thing is you always believed in me," Paige said about Williams in a memorable and emotional Senior Night speech

in 2016 that was viewed more than 5 million times online. "You always told me: 'I believe in you, son. You're going to make shots, you're going to do fine. You're going to be a great player.' You just believed in me, and I can't thank you enough for that, because that allowed me to be a confident person and helped me grow as a person...And I've tried to be every bit the player you wanted me to be, but you've made me a better man. And that's the most important thing. I'm 10 times a better man than when I got here. Thank you."

ESPN, *Sports Illustrated*, *Sporting News* and Fox Sports named Williams the Coach of the Decade for 2000-09 after he led Kansas and Carolina to 33 NCAA Tournament wins, eight more than any other coach. Over the last 15 years, he has led the Jayhawks and Tar Heels to 45 NCAA Tournament victories. John Calipari is second in that span with 37, Krzyzewski is third (34), Bill Self is fourth (33) and Tom Izzo is fifth (30).

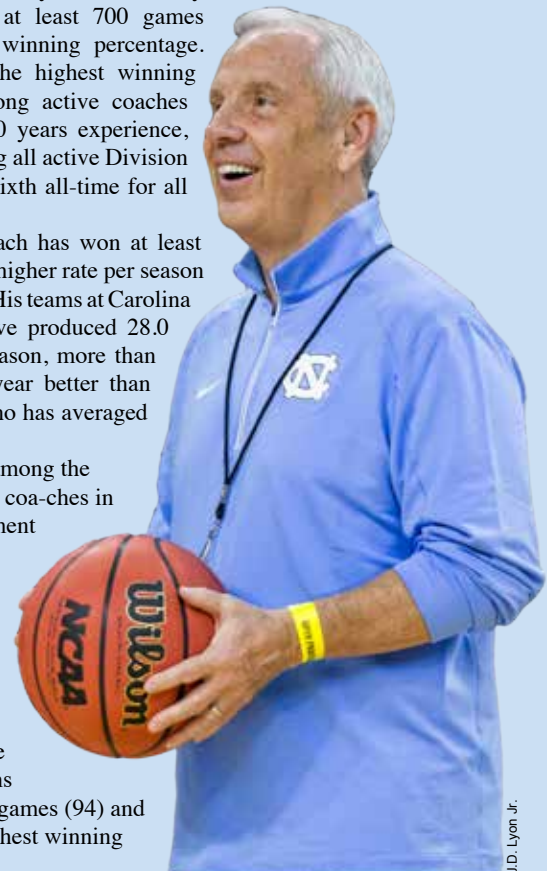
Carolina's 36 NCAA Tournament wins in the Williams Era are more than any other school has won in that 13-year span (Duke and Kansas are second with 30).

The Asheville, N.C., native and 1972 UNC graduate has compiled a 28-year record as a college head coach of 783-209 in 992 games. He is eight games shy of becoming the 22nd to coach to 1,000 games. He is 10th all-time in Division I wins and has a career winning percentage of

.789. Rupp is the only coach in history who has won at least 700 games with a higher winning percentage. Williams has the highest winning percentage among active coaches with at least 20 years experience, is second among all active Division I coaches and sixth all-time for all coaches.

No other coach has won at least 700 games at a higher rate per season than Williams. His teams at Carolina and Kansas have produced 28.0 victories per season, more than two wins per year better than Krzyzewski, who has averaged 25.4 wins.

Williams is among the most successful coaches in NCAA Tournament history – only six schools have more NCAA wins than Williams. His teams are 70-24 in 26 appearances. He is second in wins (70), second in games (94) and has the fifth-highest winning



J.D. Lyon Jr.

"He always tells you the straight-up truth about what you need to hear, not just what you want to hear. That helped me not only as a player but also as a person."
- Tyler Hansbrough
2008 National Player of the Year



ROY WILLIAMS BY THE NUMBERS

HIGHEST WINNING PERCENTAGE, ALL-TIME
(minimum 10 seasons as a Division I head coach)

.826	Clair Bee	Rider, Long Island	412-87 (21 yrs)
.822	Adolph Rupp	Kentucky	876-190 (41 yrs)
.808	Mark Few	Gonzaga	466-111 (17 yrs)
.804	John Wooden	Indiana State, UCLA	664-162 (29 yrs)
.797	John Kresse	College of Charleston	560-143 (23 yrs)
.789	Roy Williams	North Carolina	783-209 (28 yrs)

HIGHEST WINNING PERCENTAGE, ACTIVE COACHES
(minimum 10 seasons as a Division I head coach)

.808	Mark Few	Gonzaga	466-111 (17 yrs)
.789	Roy Williams	North Carolina	783-209 (28 yrs)
.770	John Calipari	Kentucky	620-185 (24 yrs)
.765	Mike Krzyzewski	Duke	1043-321 (41 yrs)
.759	Bill Self	Kansas	592-188 (23 yrs)

MOST WINS AFTER 28 SEASONS AS A HEAD COACH

783	Roy Williams	Kansas, North Carolina
689	Jerry Tarkanian	Long Beach State, UNLV, Fresno State
676	Jim Boeheim	Syracuse
670	Bob Huggins	Walsh, Akron, Cincinnati, Kansas State, WVU.
667	Dean Smith	North Carolina

MOST 30-WIN SEASONS

14	Mike Krzyzewski	Duke
11	Roy Williams	Kansas, North Carolina
8	Jim Calhoun	Connecticut
8	Rick Pitino	Boston U, Providence, Kentucky, Louisville
8	John Calipari	Massachusetts, Memphis, Kentucky
8	Bill Self	Oral Roberts, Tulsa, Illinois, Kansas

MOST WINS, ACTIVE DIVISION I COACHES

1043	Mike Krzyzewski	Duke
985	Jim Boeheim	Syracuse
783	Roy Williams	North Carolina
745	Rick Pitino	Louisville
720	Bob Huggins	West Virginia

MOST WINS PER SEASON, ACTIVE COACHES

(minimum 700 wins)

Ave.	Coach	Wins	Years
28.0	Roy Williams	783	28
25.4	Mike Krzyzewski	1043	41
24.6	Jim Boeheim	985	40
24.4	Dean Smith	879	36
24.0	Rick Pitino	743	31

percentage (.745) among coaches with at least 50 games. In addition to the eight Final Fours, his teams have reached the Sweet 16 in 17 seasons and the Elite Eight 12 times.

His teams made 20 consecutive NCAA Tournament appearances from 1990 to 2009, the third-longest streak in NCAA history and he is the only coach to win an NCAA Tournament game in 20 consecutive seasons (1990-2009).

Carolina is 36-10 in the NCAA Tournament under Williams, a winning percentage of .783 that is the highest in ACC history.

Williams is 365-108 (.772) in 13 seasons at Carolina, making him the second-winningest coach in school history. He is also second in Kansas history with 418 wins, placing him in the top two in victories at schools that are ranked second (KU) and third (UNC) all-

time in wins in college basketball history.

The Tar Heels are 155-61 in ACC regular-season play under Williams, the third-highest percentage (.718) in ACC history behind Duke's Vic Bubas and Dean Smith. His teams improve as the year goes on, as evidenced by the fact that Carolina is 80-28 in the second half of ACC play (.741) under Williams.

Williams has a 70-38 record in ACC road games, a winning percentage of .648 that is the second-best in ACC history. The Tar Heels have posted winning ACC records on the road in 10 of his 13 seasons, including 8-0 in 2007-08, 7-1 in 2005-06 and 2011-12, 6-2 in three seasons and 6-3 in 2014-15 and 2015-16. Duke has nine winning road records in that time – no other ACC program has more than three.

His teams have defeated the number one-ranked team in the Associated Press poll seven times. Only one other coach in history (Gary Williams) has knocked off the No. 1 team in the AP poll seven times.

In 2014, he reached 300 wins at UNC in his 396th game, surpassing Smith's previous ACC record by reaching that mark in fewer games (Smith did it in 406) than any coach in the history of the conference. He won his 700th game in 2013, reaching the 700-win mark in fewer games than all but two coaches (Rupp and Tarkanian) in NCAA history.

Williams has set UNC coaching records for most wins in one year (36 in 2007-08), two years (70 in 2008-09), three years (101 from 2007-09), four years (124 from 2006-09), five years (157 from 2005-09), six years (177 from 2005-10), seven years (206 from 2005-12), nine years (263 from 2005-13) and 10 years (287 from 2005-14); and tied the mark for any eight-year span (225, tied with 1991-98).

"What makes Coach Williams one of the great coaches isn't just his extraordinary record, but his dedication to his players," President Barack Obama said when the Tar Heels visited the White House after winning the 2009 championship. "He's just as serious about making these guys into men and into leaders as he is into making them champions."

At Carolina, Williams has coached two National Players of the Year (Sean May in 2005, Tyler Hansbrough in 2008), three Bob Cousy Award winners as the best point guard in the country (Raymond Felton in 2005, Ty Lawson in 2009, Kendall Marshall in 2012), three ACC Players of the Year (Hansbrough in 2008, Lawson in 2009, Tyler Zeller in 2012), two ACC Athletes of the Year (May in 2005, Hansbrough in 2008), four ACC Rookies of the Year (Marvin Williams in 2005, Hansbrough in 2006, Brandan Wright in 2007, Harrison Barnes in 2011), two Final Four MOPs (May in 2005, Wayne Ellington in 2009) and 21 NBA Draft picks.

Hansbrough became the most decorated player in Carolina Basketball history and set the all-

time ACC scoring mark with 2,872 points. He became the first player in ACC history to earn first-team All-America and first-team All-ACC honors in each of his four seasons. He also became Carolina's all-time leading rebounder, set the NCAA record for free throws made, won an NCAA title and National Player of the Year honors and earned his degree. On March 8, 2009, Senior Day at Carolina, an emotional Hansbrough thanked Williams for living up to a promise Williams made during his recruitment that the coach would always be honest with him.

"He always tells you the straight-up truth about what you need to hear, not just what you want to hear," says Hansbrough. "That helped me not only as a player but also as a person."

Danny Green started at shooting guard for the San Antonio Spurs when they won the 2014 NBA championship. He says the winning cultures of the Tar Heels and the Spurs are similar.

"It starts with the coaches – Coach Williams and Coach Pop (Gregg Popovich) are very professional in the way they carry themselves," said Green. "They recruit not just great players, but great people. They want people who have the mentality of wanting to win and compete and not just be about the individual. Coach Williams gets kids who will buy into the message of winning, being a team and doing things the right way without worrying about individual accolades."

"Coach Williams does a great job of getting everyone on the same page and molding them a certain way and doing things the right way," adds Green. "I learned that at Carolina. It's easy for me to adjust to the Spurs organization, because I was doing those same things here."

The Tar Heels have set new standards for exemplary point guard play under Williams, who has coached a number of the top floor leaders in ACC history, three of whom have won the Cousy Award (no other school has more than one Cousy Award recipient).

Felton led the Tar Heels to the 2005 NCAA title; Lawson won a national championship in 2009 and set the ACC single-season record for highest assist-error





J.D. Lyon Jr.

ROY WILLIAMS' NCAA TOURNAMENT RANKINGS

MOST NCAA CHAMPIONSHIPS

10	John Wooden	UCLA (1964-65-67-68-69-70-71-72-73-75)
5	Mike Krzyzewski	Duke (1991-92-2001-10-15)
4	Adolph Rupp	Kentucky (1948-49-51-58)
3	Bob Knight	Indiana (1976-81-87)
3	Jim Calhoun	Connecticut (1999-2004-2011)
2	Roy Williams (UNC 2005-09)	Dean Smith (UNC, 1982-93), Denny Crum (Louisville, 1980-86), Billy Donovan (Florida, 2006-07), Henry Iba (Oklahoma A&M, 1945-46), Ed Jucker (Cincinnati, 1961-62), Branch McCracken (Indiana, 1940-53), Rick Pitino (Kentucky 1996, Louisville 2013) and Phil Woolpert (San Francisco, 1955-56)

MOST NCAA FINAL FOUR APPEARANCES

12	John Wooden	UCLA
12	Mike Krzyzewski	Duke
11	Dean Smith	North Carolina
8	Roy Williams	Kansas, North Carolina
7	Rick Pitino	Providence, Kentucky, Louisville
6	Adolph Rupp	Kentucky
6	Denny Crum	Louisville
6	Tom Izzo	Michigan State

MOST NCAA TOURNAMENT APPEARANCES

32	Jim Boeheim	Syracuse	1977-active
32	Mike Krzyzewski	Duke	1981-active
28	Bob Knight	Indiana, Texas Tech	1973-2007
27	Dean Smith	North Carolina	1961-1997
27	Lute Olson	Iowa, Arizona	1979-2007
26	Roy Williams	Kansas, North Carolina	1988-active

MOST CONSECUTIVE NCAA TOURNAMENT APPEARANCES

23	Dean Smith	North Carolina	1975-97
21	Mike Krzyzewski	Duke	1996-active
20	Roy Williams	Kansas, North Carolina	1990-2009
19	Tom Izzo	Michigan State	1998-active
18	Bill Self	Tulsa, Illinois, Kansas	1999-active

MOST NCAA TOURNAMENT GAMES

117	Mike Krzyzewski	Duke	1981-active
94	Roy Williams	Kansas, North Carolina	1988-active
92	Dean Smith	North Carolina	1961-97
88	Jim Boeheim	Syracuse	1976-active
73	Lute Olson	Iowa, Arizona	1979-2007

MOST NCAA TOURNAMENT WINS

90	Mike Krzyzewski	Duke
70	Roy Williams	Kansas, North Carolina
65	Dean Smith	North Carolina
53	Jim Boeheim	Syracuse
53	Rick Pitino	Boston University, Providence, Kentucky, Louisville

HIGHEST NCAA TOURNAMENT WINNING PERCENTAGE
(minimum 30 games)

.825	John Wooden	UCLA	47-10
.769	Mike Krzyzewski	Duke	90-27
.750	John Calipari	UMass, Memphis, Kentucky	48-16
.746	Rick Pitino	four teams	53-18
.745	Roy Williams	Kansas, UNC	70-24

ratio; Marshall led UNC to back-to-back regular-season league titles, set ACC records for most assists, highest assist average and most double-figure assist games in a season and posted the highest career assist-error ratio in ACC history.

“The success of the Carolina point guard comes from the fact that he understands how to play with people and still be an individual,” says Turner basketball analyst Kenny Smith, himself a former UNC point guard and two-time NBA champion. “You learn when to take shots and when to find people. You look at score, time and tempo of the game. Creating a pace your team can be part of and succeed in is the most valuable thing a point guard can bring to the game, and that’s what point guards learn at Carolina. They learn to control the pace so they can be valuable to their team.”

“He’s the best coach I’ve ever had,” said Marshall, whose 351 assists in 2012 were the fourth-highest single-season figure in NCAA history. “He runs a pro system and he does a great job of getting the most out of his players within a team concept.”

His Hall of Fame ledger also includes:

- combined record: 1058-270 in 38 seasons as a collegiate head coach and assistant coach
- consecutive years with 30 wins: three from 2007-09, a Carolina first
- 25-win seasons: 21
- 20-win seasons: 26, the third-most in NCAA history
- national coach of the year: seven times (1990, 1991, 1992, 1997, 2005, 2006, 2009)
- conference coach of the year: nine times (1990, 1992, 1995, 1996, 1997, 2002, 2003, 2006, 2011)
- ACC regular-season titles: seven in 13 seasons, the third most in ACC history (Smith won 17 in 36 years and Krzyzewski has won 12 in 36 years)
- milestone wins: reached 100, 200, 300, 400, 500, 600 and 700 wins in fewer seasons than any coach in college basketball history
- number one rankings: 12 seasons ranked No. 1 and 17 seasons ranked No. 1 or No. 2
- Associated Press rankings: Tar Heels have been ranked in the Top

25 in 206 of 250 polls, including 131 Top 10 rankings, 94 times in the Top 5 and 29 weeks as the No. 1 team in the country

In 28 seasons, Williams has coached four National Players of the Year, 16 first-team All-Americans, nine conference player or athletes of the year, three Bob Cousy Award winners, 30 first-team all-conference players, 41 academic all-conference selections, two Academic All-Americans of the Year and 27 NBA first-round draft picks.

A recipient of the John Wooden Legends of Coaching Award in 2003, Williams wants his teams to run the floor, take care of and share the basketball, get high percentage, open shots, hold teams under 40 percent shooting from the floor and control the backboards.

His UNC teams have averaged 82 points with the Tar Heels reaching 100 or more points 51 times. His teams have averaged at least 80 points 20 times. Carolina has ranked in the top four nationally in scoring six times and either first or second in the ACC in points per game in all but three seasons.

Overall his teams have finished in the top 10 nationally in scoring 12 times, in scoring margin 17 times, in field goal percentage 12 times, in win-loss percentage 12 times and in field goal defense four times. Also, his squads have finished in the top seven nationally in assists per game in 11 of the last 15 years and in the top 10 nationally in rebounding margin in 13 of the last 20 years.

Dan Wetzel of Yahoo Sports wrote after Carolina beat Michigan State for the 2009 NCAA title: “There isn’t a more perfect union in college basketball than Roy and Carolina; the ideal combination of style and substance, recruiting might and coaching acumen, of championships won and won and, most certainly, won again.”

Forbes named Williams the best basketball coach in the country, choosing him by analyzing win-loss percentages, NCAA Tournament appearances, Final Fours, national championships and recruiting, stating: “A top-notch recruiter and motivator, Williams coaches with an unflappable cool, a trait reflected in his players’ calm on the court.”

Williams is one of nine Tar Heels enshrined in the Naismith



ROY WILLIAMS

Basketball Hall of Fame. Twenty-three of his former players from Carolina and Kansas attended the induction ceremony in 2007.

“What Coach Smith began with the Carolina family, Coach Williams continues to grow,” says fellow Hall of Famer James Worthy. “The family, camaraderie and success are just the same as when I played here. The whole family is a fraternity, and it continues to grow.”

The 2009 Tar Heels put on a stunning display en route to winning the national championship, winning six NCAA Tournament games by an average of 20.2 points.

In 2008, Williams led the Tar Heels to a school-record 36 wins, ACC regular-season and Tournament titles and a berth in the Final Four. Hansbrough won every major National Player of the Year award.

In 2006, Carolina faced the loss of its top seven scorers, which was unprecedented in ACC history. Sports Illustrated predicted that Carolina would miss the NCAA Tournament and the Tar Heels were picked by the media to finish sixth in the ACC. However, Williams earned National and the first of his two ACC Coach of the Year honors by leading the youngest team in Carolina history to a second-place ACC finish.

The 2005 national championship capped a season in which the Tar Heels went 33-4, including a 14-2 mark in the ACC. May scored 26 points and grabbed 10 rebounds in the title game, a month after grabbing 24 rebounds in a heart-stopping win over Duke.

“Coach allowed me to be successful here,” reflects May. “He put me in positions to be successful. He pulled out my strengths and hid my weaknesses. And Coach taught me how to run the floor. I never wanted to know until I came here, but I love it.”

“Coach Williams is a great coach,” says Jackie Manuel, who started at guard for the '05 champs. “He’s going to teach you

the fundamentals of the game and off the court he’s going to care for his kids. He’s going to push you; he’s trying to bring the best out of you.”

Williams became the UNC head coach on April 14, 2003, 10 days after leading Kansas to the NCAA championship game against Syracuse.

Williams was an assistant coach at Carolina from 1978-88. Working for Dean Smith, he helped coach such standouts as Mike O’Koren, Al Wood, James Worthy, Sam Perkins, Michael Jordan, Brad Daugherty, Kenny Smith, Joe Wolf, Jeff Lebo, J.R. Reid and Scott Williams.

Carolina won the NCAA title in 1982, finished second in 1981 and won or shared six ACC regular-season titles and three ACC Tournament championships.

Kansas hired Williams on July 8, 1988, replacing another UNC Hall of Famer, Larry Brown. The



The Williams Family — Roy, Wanda, Kimberly with husband Kurt Newlin, Scott with wife Katie (back); Court and Aiden (front)

Jayhawks averaged 27.9 wins per season with a high of 35 in 1997-98.

In seven years of Big 12 Conference play, his teams went

94-18, capturing four regular-season titles and three postseason tournament crowns.

His teams have dominated at home, posting a record of 385-44

ROY WILLIAMS, YEAR-BY-YEAR AS A HEAD COACH

Year	School	Overall			Big 8/12			Big 8/12 Tournament	NCAA Tournament	AP Poll	Coaches Poll
		W	L	Pct.	W	L	Finish				
1988-89	Kansas	19	12	.613	6	8	6th	0-1, 1st Round	—	NR	NR
1989-90	Kansas	30	5	.857	11	3	T-2nd	1-1, Semifinals	2nd Round	5	5
1990-91	Kansas	27	8	.771	10	4	T-1st	1-1, Semifinals	Final Four, 2nd	12	12
1991-92	Kansas	27	5	.844	11	3	1st	3-0, Champions	2nd Round	2	2
1992-93	Kansas	29	7	.806	11	3	1st	1-1, Semifinals	Final Four, T-3rd	9	8
1993-94	Kansas	27	8	.771	9	5	3rd	1-1, Semifinals	Sweet 16	13	12
1994-95	Kansas	25	6	.808	11	3	1st	1-1, Semifinals	Sweet 16	5	10
1995-96	Kansas	29	5	.853	12	2	1st	2-1, Finals	Final Eight	4	5
1996-97	Kansas	34	2	.944	15	1	1st	3-0, Champions	Sweet 16	1	5
1997-98	Kansas	35	4	.897	15	1	1st	3-0, Champions	2nd Round	2	8
1998-99	Kansas	23	10	.697	11	5	T-2nd	3-0, Champions	2nd Round	22	23
1999-00	Kansas	24	10	.706	11	5	5th	1-1, Semifinals	2nd Round	NR	NR
2000-01	Kansas	26	7	.788	12	4	T-2nd	1-1, Semifinals	Sweet 16	12	7
2001-02	Kansas	33	4	.892	16	0	1st	2-1, Finals	Final Four, T-3rd	2	2
2002-03	Kansas	30	8	.789	14	2	1st	1-1, Semifinals	Final Four, 2nd	6	2
15 years	Kansas	418	101	.805	175	49	9 1sts	24-11, 4 titles	34-14	9 Top 10s	10 Top 10s
										7 Top 5s	6 Top 5s
Year	School	Overall			ACC			ACC Tournament	NCAA Tournament	AP Poll	Coaches Poll
		W	L	Pct.	W	L	Finish				
2003-04	UNC	19	11	.633	8	8	5th	0-1, Quarterfinals	1-1, 2nd Round	18	22
2004-05	UNC	33	4	.892	14	2	1st	1-1, Semifinals	6-0, Champions	2	1
2005-06	UNC	23	8	.742	12	4	2nd	1-1, Semifinals	1-1, 2nd Round	10	14
2006-07	UNC	31	7	.816	11	5	T-1st	3-0, Champions	3-1, Final Eight	4	T-5
2007-08	UNC	36	3	.923	14	2	1st	3-0, Champions	4-1, Final Four, T-3rd	1	3
2008-09	UNC	34	4	.895	13	3	1st	1-1, Semifinals	6-0, Champions	2	1
2009-10	UNC	20	17	.541	5	11	T-9th	0-1, First Round	(4-1, NIT finalists)	NR	NR
2010-11	UNC	29	8	.784	14	2	1st	2-1, Finals	3-1, Final Eight	7	8
2011-12	UNC	32	6	.842	14	2	1st	2-1, Finals	3-1, Final Eight	4	6
2012-13	UNC	25	11	.694	12	6	3rd	2-1, Finals	1-1, 3rd Round	NR	NR
2013-14	UNC	24	10	.706	13	5	T-3rd	0-1, Quarterfinals	1-1, 2nd Round	19	21
2014-15	UNC	26	12	.684	11	7	5th	3-1, Finals	2-1, Sweet 16	15	12
2015-16	UNC	33	7	.825	14	4	1st	3-0, Champions	5-1, Final Four, 2nd	3	2
13 years	UNC	365	108	.772	155	61	7 1sts	21-10, 3 titles	36-10, 2 titles	8 Top 10s	7 Top 10s
										6 Top 5s	5 Top 5s
Head Coaching Totals		Overall			Conference			Conference Tournament	NCAA Tournament	AP Poll	Coaches Poll
28 years		783	209	.789	330	110	16 1sts	45-21 7 titles 13 title games	70-24 (.745) 2 NCAA titles 8 Final Fours 13 Regional Finals	17 Top 10s 13 Top 5s	17 Top 10s 11 Top 5s

WILLIAMS IN THE RECORD BOOK

NCAA CHAMPIONSHIPS, UNC COACHES

2	Roy Williams	2005, 2009
2	Dean Smith	1982, 1993
1	Frank McGuire	1957

NCAA FINAL FOURS, UNC COACHES

11	Dean Smith	1967, 1968, 1969, 1972, 1977, 1981, 1982, 1991, 1993, 1995, 1997
4	Roy Williams	2005, 2008, 2009, 2016
2	Bill Guthridge	1998, 2000
1	Ben Carnevale	1946
1	Frank McGuire	1957

MOST WINS, UNC COACHES

879	Dean Smith	1961-97
365	Roy Williams	2003-active
164	Frank McGuire	1952-61
100	Tom Scott	1947-52
85	Bill Lange	1940-44

MOST ACC REGULAR-SEASON WINS, UNC COACHES

364	Dean Smith	1961-97
155	Roy Williams	2003-active
84	Frank McGuire	1953-61
32	Bill Guthridge	1997-2000
23	Matt Doherty	2000-03

WILLIAMS' MOST WINS AGAINST OPPONENT (ALL YEARS)

36	Kansas State	36-4
33	Colorado	33-2
30	NC State	30-3
25	Nebraska	25-8
25	Iowa State	25-11

WILLIAMS' MOST WINS AGAINST OPPONENT (AT UNC)

25	NC State	25-3
18	Clemson	18-2
18	Florida State	18-5
15	Virginia	15-7
14	Miami	14-5

(.897). He led the Jayhawks to a 201-17 record (92.2) in Allen Fieldhouse, at one point winning 62 consecutive games. The Tar Heels are 183-27 at the Smith Center and 1-0 at Carmichael Arena under Williams and set the school record for consecutive home wins with 31.

Williams has coached players to 30 first-team all-conference honors, including 13 UNC selections. The 2012 season marked only the second time in ACC history that three players (Zeller, John Henson and Harrison Barnes) made the first team. Eight players – five Jayhawks, plus Hansbrough, Lawson and Zeller – have won conference player of the year honors.

Gooden (2002), Collison (2003), May (2005) and Hansbrough (2008) won National Player of the Year honors and LaFrentz (1997, 1998), Pierce (1998), Gooden (2002), Collison (2003), Hansbrough (2007, 2008, 2009) and Johnson (2016) have earned consensus first-team All-America honors.

NBA teams have selected 27 of his players in the first round. In 2005 and 2012, four Tar Heels were chosen in the first round. Williams' former players have combined earnings of more than \$900 million in the NBA, including 18 who

have earned \$10 million or more and nine who have earned at least \$40 million. Pierce was the 2008 NBA Finals MVP after leading the Boston Celtics to the title, Green set the NBA Finals record with 27 three-pointers in 2013 and Barnes won a title with Golden State in 2015 and was a starter on the Warriors when they set the NBA single-season record with 73 wins in 2016.

Williams emphasizes academic and personal development. May, the 2005 Final Four MVP, entered the NBA Draft after his junior year but later earned his degree. Marvin Williams, who went to the NBA in 2005 after just one season, returned to Chapel Hill for classes in seven subsequent summers, and earned his degree in 2014.

"I think about what Coach Williams means to me a lot and I hope he's proud of me," says Williams. "I can't really put into words what he means to me. He came to Bremerton (Wash.) and he gave a kid a chance to be something. I can't thank him enough for what he's meant to my family.

"I could never pay Coach Williams back for what he's done for me, and I mean that genuinely. He told my mother if I worked hard, I could get a degree from this university. When I called my

J.D. Lyon Jr.



"You just believed in me, and I can't thank you enough for that, because that allowed me to be a confident person and helped me grow as a person...And I've tried to be every bit the player you wanted me to be, but you've made me a better man. And that's the most important thing. I'm 10 times a better man than when I got here. Thank you."
– Marcus Paige to Roy Williams on Senior Night 2016

mom to tell her (I was graduating), she instantly started crying. I hope I made my parents and my coach proud.”

Five of his players have earned first-team Academic All-America honors – the Jayhawks’ Vaughn (twice), Jerod Haase and Ryan Robertson and Carolina’s Zeller (twice) and Paige. Forty-one have earned academic all-conference honors, including four-time recipients Zeller and Paige. Zeller is the only Tar Heel to earn first-team Academic All-America honors twice and Paige is one of only three players in ACC history to earn first- or second-team Academic All-America honors three times.

“I respect and admire Coach Williams—as a champion for the students we serve through the Carolina Covenant; as a leader and teacher of young men; as a person of great integrity,” says Stephen M. Farmer, UNC’s Vice Provost for Enrollment and Undergraduate Admissions. “I also respect and admire his love for this great university and his deep appreciation of the difference it makes in North Carolina and far beyond.”

Williams grew up in the Biltmore neighborhood of Asheville. He attended Roberson High, where he played for Coach Buddy Baldwin. He played on Carolina’s freshman team in 1968-69 and earned a bachelor’s degree in education in 1972 and a master’s degree in teaching in 1973.

He began his coaching career in 1973 at Owen High School in Swannanoa, N.C., and was inducted into Owen’s Hall of Fame in 2010. He coached for USA Basketball teams in the 1991 World University Games, the 1992 U.S. Olympic Development Team, a U-22 tournament in Argentina in 1993 and the 2004 Olympics.

Several of his staff and players have gone on to head coaching positions, including Matt Doherty, Neil Dougherty, Jerry Green, Steve Robinson, Kevin Stallings, Mark Turgeon, Rex Walters, Wes Miller and Haase.

“Coach Williams has always been great with his assistant coaches,” says Haase, who played for him at Kansas and enters his first season as the head coach at Stanford in 2016. “He doesn’t micromanage. He expects everybody to do their job and to

be competent and effective with it. Anytime there’s an important decision to make, an important thing going on, I’m always calling him first to get his opinion and feedback on everything.

“My dream is to have relationships with my players and my former players similar to what Coach Williams has with his players,” says Haase. “The way I look at him and respect him—the dream scenario is that someday my players look at me the same way.”

Williams was born on August 1, 1950. He and his wife, Wanda, a 1972 Carolina graduate, have a son, Scott, and a daughter, Kimberly. Scott earned a business degree from UNC and played point guard for the Tar Heels in 1997-98 and 1998-99. Scott and his wife, Katie (Wolford), live in Charlotte, with their sons, Aiden and Court. Katie is a 2001 Carolina graduate and former cheerleader. She earned a doctorate in physical therapy from Boston University.

Kimberly is a 2002 Carolina graduate with a degree in English and was a member of the UNC dance team in 2000 and 2001. She owns The Dance Spot in Huntersville and got married in October 2016 to Kurt Newlin, a



2003 UNC graduate who earned his master’s in health administration from UNC Charlotte. They live in Charlotte.

The Williams family has contributed more than \$300,000 to the Carolina Covenant, an initiative at UNC that allows low-income students to attend the University debt free. Roy and Wanda serve as honorary chairs of a multi-million-dollar campaign to endow the program. He hosts the annual Fast Break vs. Cancer breakfast that has surpassed the \$2 million

mark in donations and directs the autographed basketball program that has contributed more than \$1.3 million to local charities.

The American Cancer Society honored Williams in 2012 for his efforts in the fight against cancer. A year later, Williams spoke to the United States Congress to advocate for cancer research funding and President Obama invited Williams to participate in a public service initiative to encourage young men to sign up for health care.

ROY WILLIAMS’ MILESTONE WINS

Win	Date	Score, Opponent	Note
1	11/25/88	94-81, Alaska-Anchorage	First as college head coach
75	3/23/91	93-81, Arkansas	First regional championship, advances to Final Four
100	3/13/92	84-66, Colorado	100th win (in 129 games)
102	3/15/92	66-57, Oklahoma State	First Big 8 Tournament championship
132	3/27/93	83-77, Indiana	Beats No. 1 Hoosiers to reach second Final Four
200	1/28/96	88-73, Nebraska	Eighth-fastest ever to 200 wins
300	2/20/99	60-50, Oklahoma	Tied for third-fastest to 300 behind Bee, Rupp
304	3/7/99	53-47, Oklahoma State	Third straight Big 12 Tournament title
388	3/24/02	104-86, Oregon	Returns Kansas to Final Four
400	1/15/03	98-70, Wyoming	Fourth fastest to 400 wins
417	3/29/03	78-75, Arizona	Earns second straight trip to Final Four
418	4/5/03	94-61, Marquette	Last win at Kansas, advances to national title game
419	11/22/03	90-64, Old Dominion	First win as head coach at North Carolina
463	3/6/05	75-73, Duke	Clinches first outright ACC regular-season title
468	3/27/05	88-82, Wisconsin	Reaches first Final Four as UNC head coach
470	4/4/05	75-70, Illinois	Beats No. 1-ranked Illinois for NCAA championship
500	12/9/06	94-69, High Point	Fastest to 500 wins in NCAA history
521	3/11/07	89-80, NC State	First ACC Tournament title
560	3/29/08	83-73, Louisville	Wins NCAA East Regional
583	2/15/09	69-65, Miami	Passes McGuire as UNC’s 2nd-winningest coach
590	3/21/09	84-70, LSU	First UNC coach to win 30 games in three straight seasons
592	3/29/09	72-60, Oklahoma	Advances to fifth Final Four in eight years
594	4/6/09	89-72, Michigan State	Wins second NCAA championship
600	11/29/09	80-73, Nevada	Fastest to 600 wins in NCAA history
700	3/22/13	78-71, Villanova	Third fastest to 700 behind Rupp and Tarkanian
705	12/4/13	79-65, Michigan State	Ties NCAA record with seventh win over #1 team in AP poll
718	2/17/14	81-75, Florida State	Fastest to 300 wins in ACC history
778	3/12/16	61-57, Virginia	Wins third ACC Tournament title
782	3/27/16	88-74, Notre Dame	Advances to eighth Final Four

Overall Record: 783-209
UNC Record: 365-108
Home Record: 385-44
Against Ranked Teams (AP poll): 139-107

Against No. 1-Ranked Teams: 7-7
In Conference Tournament: 45-21
In NCAA Tournament: 70-24
In Overtime: 20-17



Steve Robinson

Steve Robinson

Assistant Coach • 14th Year at Carolina

A former college head coach and repeatedly recognized as one of the nation's top assistants, Steve Robinson is in his 14th year at Carolina and his 22nd as a member of Roy Williams' staff.

Williams' top assistant on the bench, Robinson has been named one of the top 25 recruiters in college basketball four times since coming to Carolina. In 2010, FoxSports.com named him one of the top five high-major assistant coaches in all of college basketball.

His primary responsibilities include scouting, recruiting and bench coaching. He helped recruit future NBA players Harrison Barnes, Danny Green, John Henson, Ed Davis, Marvin Williams, Brandan Wright and Paul Pierce to Carolina and Kansas. Robinson works directly with the Tar Heel perimeter players, helping to mentor Cousy Award-winning point guards Raymond Felton, Ty Lawson and Kendall Marshall.

Robinson was head coach at Tulsa for two years and at Florida State for five years. As head coach at Florida State, he led the Seminoles to the second round of the 1998 NCAA Tournament. Robinson was head coach at Tulsa in 1995-96 and 1996-97. He led the Golden Hurricane to a 46-18 record and back-to-back appearances in the NCAA Tournament.

Robinson was an assistant at Kansas from 1988-95 and in 2002-03. Before joining Williams in 1988, Robinson spent two years as an assistant coach at Cornell and three seasons at his alma mater, Radford.

A native of Roanoke, Va., Robinson graduated from William Fleming High School, and attended Ferrum Junior College, where he played basketball for two seasons. He was team captain in 1979 and 1980. While at Radford, he earned his bachelor's degree in health and physical education in 1981 and his master's degree in counseling in 1985.

He is a member of both the Ferrum Junior College and Radford University Halls of Fame. He was appointed by the governor of Virginia to serve on the Board of Visitors at Radford.

Robinson and his wife, Lisa, have four children – daughters Shauna and Kiaya and sons Tarron and Denzel. Tarron is married to the former Kathryn Small. Denzel played two seasons for the Tar Heels and graduated in 2014.



Steve and Lisa Robinson

THE ROBINSON FILE

- Named one of the nation's top 25 recruiters four times. Has been named the fourth-best assistant in the nation and one of the ACC's top five assistants while at UNC.
- Duties at UNC include recruiting, scouting and bench coaching
- Has seven years of head coaching experience, including two at Tulsa (1995-97) and five at Florida State (1997-2002)
- **Birthdate:** October 29
- **Education:** Radford, 1981; Radford, 1985 (Master's)
- **Playing experience:** Ferrum JC (1976-78); Radford (1978-80)
- **Previous head coaching experience:** Tulsa (1995-97), Florida State (1997-2002)
- **Previous assistant coaching experience:** Radford (1983-86); Cornell (1986-88), Kansas (1988-95; 2002-03), North Carolina (2004-present)
- **Family:** Wife - Lisa; Sons - Tarron and Denzel; Daughters, Shauna and Kiaya; Daughter-in-law - Kathryn



J.D. Lyon Jr.

Robert Crawford





C.B. McGrath

C.B. McGrath

Assistant Coach • 14th Year at Carolina

A noted recruiter and top scout and tactician, assistant coach C.B. McGrath is in his 14th year at North Carolina and his 18th season as a member of Roy Williams' staff. McGrath was a team captain in 1997-98 at Kansas and lettered in four seasons as a point guard under Williams.

In addition to his recruiting, bench coaching and scouting duties, McGrath oversees the team's coaches clinics and its autographed basketball program, donating money annually to local charities. He has served a number of seasons as the head coach of the UNC junior varsity team as well.

Initially a walk-on, McGrath earned a scholarship prior to the start of his freshman season at Kansas.



The McGrath Family —
Kris, C.B., Hunter, Kate & Addison

He was the top reserve behind first-team All-America Jacque Vaughn in 1994-95 and Ryan Robertson as a senior. The Jayhawks were a perfect 58-0 at Allen Fieldhouse in his career. In 97-98 McGrath was a team tri-captain.

McGrath played in 112 career games, scored 82 points, had 113 assists and 35 steals. He had a better than 2:1 assist-to-turnover ratio. His first basket as a freshman came on a three-pointer at NC State's Reynolds Coliseum. He was a two-time Academic All-Big 12 selection.

Colin Bryan (C.B.) McGrath is a native of Indianapolis, Ind. He is one of 20 members of his family who attended the University of Kansas. McGrath attended Topeka West High School, where he earned 13 varsity letters in basketball, cross country, track and golf. He was the Kansas High School Player of the Year in basketball as a senior and placed in the top 10 in the state in cross country and golf.

He earned a B.A. in human biology and a master's degree in education. McGrath's wife, Kris, played tennis at KU, where she was the Big 12 Player of the Year. The couple have twin daughters, Kate and Addison, and a son, Hunter.

THE McGRATH FILE

- Duties include recruiting, scouting and bench coaching
- Has served six seasons as head coach of the UNC junior varsity team
- Supervises team coaching clinics
- Has served on Williams' staff for six Final Fours and two NCAA championships

- **Birthdate:** November 21
- **Education:** Kansas, 1998; Kansas, 2000 (Master's)
- **Playing experience:** Kansas, 1994-98
- **Previous coaching experience:** Kansas (Administrative Assistant, 1999-2003); North Carolina (Director of Basketball Operations, 2003-04, 2005-06 and 2007-08; Assistant Coach 2004-05, 2006-07, 2008-09 and 2009-present)

- **Family:** Wife - Kris; Has twin daughters, Kate and Addison, and a son, Hunter



Robert Crawford

Grant Halverson



Hubert Davis

Hubert Davis

Assistant Coach • Fifth Year at Carolina

Former Tar Heel guard, 12-year NBA veteran and ESPN analyst Hubert Davis enters his fifth season as a member of the Carolina Basketball coaching staff. His duties include bench coaching, scouting and recruiting. He also has served two seasons as the head coach of the UNC junior varsity team.

Prior to joining the UNC staff in 2012, Davis worked for seven years with ESPN as a highly-regarded college basketball analyst and co-host of the College GameDay program.


The Burke, Va., native played in 137 games as a Tar Heel from 1988-92, during which time UNC went 102-37, won the 1989 and 1991 Atlantic Coast Conference Tournaments and played in the 1991 Final Four. He scored 1,615 points, an average of 11.8 per game, and holds the UNC record for career three-point percentage at .435 (197 of 453). He scored in double figures 80 times and had 23 games with 20 or more points.

He scored in double figures in each of his last eight NCAA Tournament games, averaging 18.5 points in those games. That included 19 against Temple in the 1991 NCAA East Regional final and 25 against Kansas (coached by Williams) in the 1991 Final Four.

Davis averaged 21.4 points and earned second-team All-ACC honors as a senior. He scored in double figures in 32 of 33 games that season, including 20 games with 20 or more points and 30 or more in four games. He netted a career-high 35 points at Duke on March 8, 1992. That 35-point game was part of a seven-game stretch late in the season in which he averaged a prolific 28.7 points.

The New York Knicks selected Davis with the 20th pick in the first round of the 1992 NBA Draft. He played 12 seasons in the NBA, scoring 5,583 points, an average of 8.2 per contest. He made 728 three-point field goals and is currently third in NBA history in three-point percentage at .441.

Davis graduated from UNC in 1992 with a degree in criminal justice. He and his wife, Leslie, have three children – Elijah, Bobbie Grace and Micah. His uncle, Walter, starred at UNC from 1973-77 and was a six-time NBA All-Star with the Phoenix Suns.



The Davis Family — Bobbie Grace, Leslie, Hubert, Micah and Elijah

THE DAVIS FILE



- Duties at UNC include recruiting, scouting and bench coaching
- Former Tar Heel guard who played 12 seasons in the NBA
- Posted the highest three-point field goal percentage in UNC history and the third-highest in NBA history
- Has served two seasons as head coach of the UNC junior varsity team

- **Birthdate:** May 17
- **Education:** North Carolina, 1992
- **Playing experience:** North Carolina (1988-92), NBA (1992-2004)

- **Previous coaching experience:** North Carolina (Assistant Coach, 2012-present)

- **Family:** Wife - Leslie; Has two sons, Elijah and Micah, and a daughter, Bobbie Grace



Jeffrey Camaratti





Brad Frederick

Brad Frederick

Director of Operations • Fourth Year at Carolina

Brad Frederick is in his fourth season as Carolina's Director of Basketball Operations. He played small forward at Carolina and spent 14 seasons on the basketball staff at Vanderbilt prior to returning to Chapel Hill.

His duties include a number of behind-the-scenes and operational functions, including scouting, directing the Roy Williams Carolina Basketball Camp, coordinating team travel and more.

Frederick joined the UNC varsity as a sophomore in Dean Smith's final season as head coach and also played two years under head coach Bill Guthridge. The Tar Heels went 86-21 in those three seasons. He played in 70 games and was part of UNC teams that won the 1997 and 1998 Atlantic Coast Conference Tournament titles and NCAA East Regionals and reached two Final Fours. Frederick played on Tar Heel teams that featured future NBA standouts Vince Carter and Antawn Jamison. He was one of three seniors in 1999 along with Ademola Okulaja and Scott Williams.

Frederick began his coaching career in 2000 at Vanderbilt when Kevin Stallings became the Commodores' head coach and remained on Stallings' staff for the next 14 seasons. During his final season at Vanderbilt, Frederick held the longest tenure of any assistant coach in the Southeastern Conference.

Frederick is married to the former Jocelyn Isenburg. They have two sons, Benjamin and Sawyer, and a daughter, Carson. Brad's father, the late Dr. Bob Frederick, was the athletic director at Kansas for 14 years and served as chair of the NCAA Division I Basketball Committee.



The Frederick Family — Benjamin, Jocelyn, Carson, Brad and Sawyer



THE FREDERICK FILE

- Former Tar Heel who played on Final Four teams in 1997 and '98
- Joined the UNC staff in 2013 after 14 seasons at Vanderbilt
- Was the longest-tenured assistant coach in the SEC prior to returning to Carolina

- **Birthdate:** November 19
- **Education:** North Carolina, 1999
- **Playing experience:** North Carolina (1996-99)

- **Previous coaching experience:** Vanderbilt (Staff, 2000-13), North Carolina (Director of Operations, 2013-present)

- **Family:** Wife - Jocelyn; Has three children, Benjamin, Carson and Sawyer





Sean May

Director of Player Personnel • Second Year at Carolina

Sean May, the Most Outstanding Player of the 2005 NCAA Final Four and a former NBA first-round draft pick, is in his second year as a member of Roy Williams' staff as Director of Player Personnel.

May played at Carolina from 2002-05 and is one of seven Tar Heels to average a double-double for his career. The Bloomington, Ind., native averaged 15.8 points and 10.0 rebounds over his three collegiate seasons. He joins Bob McAdoo, Rusty Clark, Billy Cunningham, Doug Moe, Pete Brennan and Lennie Rosenbluth as the only Tar Heels to average double figures in both career scoring and rebounding. May is the only Tar Heel to accomplish that since McAdoo in 1972.

May scored 26 points and grabbed 10 rebounds in the 2005 national championship game victory over Illinois, a game played on his 21st birthday. He was Sports Illustrated's National Player of the Year as a junior and also was the ACC's Top Male Athlete and a first-team All-America.

He posted eight consecutive double-doubles in 2005, including 26 points and 24 rebounds against Duke in his last home game, a 75-73 win that clinched the ACC regular-season title. The 24 rebounds are the most by any player in a game in Smith Center history.

May broke Antawn Jamison's single-season UNC rebounding record in 2005 with 397. He led UNC in scoring, rebounding, field goal percentage and blocks in 2005.

May entered the NBA Draft after his junior season and earned his degree in 2009. Due to injuries, he was limited to 119 games over four NBA seasons. He averaged a career-high 11.9 rebounds and 6.7 assists for Charlotte in 2007. He also played for Sacramento in 2010. Over the next five seasons May played professionally in Turkey, Croatia, Italy and France.

May is one of four father-son combinations to win NCAA titles. His dad, Scott, was the 1976 National Player of the Year and led Indiana to a perfect season and NCAA title.

He and his wife, Grace, have two daughters – Layla and Lilianna.



**The May Family —
Lilianna, Grace, Sean and Layla**



THE MAY FILE

- Duties include scouting, video services, on-campus recruiting and more
- In his second season on Roy Williams' staff
- The 2005 NCAA Final Four MVP and an NBA Draft Lottery pick in '05

- **Birthday:** April 4
- **Education:** UNC, 2009
- **Playing experience:** UNC, 2002-05

- **Previous coaching experience:** North Carolina (Director of Player Personnel, 2015-present)

- **Family:** Wife - Grace; Has two daughters, Layla and Lilianna



Robert Crawford



JONAS SAHRATIAN
Strength & Conditioning
Coordinator



One of the top strength & conditioning coordinators in college basketball, Jonas Sahratian enters his 13th season with the Tar Heel men's basketball program in 2016-17. He also served in the same capacity at the University of Kansas for five seasons.

Sahratian (whose name is pronounced suh-RAY-shun) plans and coordinates strength and conditioning for men's basketball while also working with the diving team. He has been a part of four Final Fours and two NCAA championships at Carolina, in addition to two other Final Fours at Kansas.

He worked with Carolina head coach Roy Williams at Kansas from January 1999 to April 2003. He also coordinated strength and conditioning for the volleyball, swimming and diving teams at Kansas and assisted with football from 1999-2001.

A native of Detroit, Mich., Sahratian graduated from Western Michigan University in 1997 with a bachelor of science degree in exercise science. In 2000 he received his master's in exercise physiology from Kansas.

In addition to working with Kansas athletics, Sahratian interned for two years at the Chicago Bulls/Vermeil's Sports and Fitness in Deerfield, Ill. He worked in Chicago during the Bulls' championship seasons in 1996-97 and 1997-98.

He is a certified strength and conditioning specialist through the National Strength and Conditioning Association and a certified club coach through USA Weightlifting.

Sahratian and his wife, Grechen, have a daughter, Natalie.

Jeffrey Camarati



The Sahratian Family —
Grechen, Natalie and Jonas

ERIC HOOTS
Assistant to the Athletic Director
& Director of Player Development



Eric Hoots is in his 13th year on staff for the UNC men's basketball program. In his role as Assistant to the Athletic Director and Director of Player Development, he is responsible for a wide variety of tasks essential to the program's success.

Hoots serves as the program's in-office academic coordinator. As the contact with the Student Academic Support office, he is responsible for keeping up with the players' academic progress. Hoots is also responsible for the team's equipment needs, including managing the budget, ordering apparel and serving as a liaison between Nike and the basketball staff.

Hoots also is the primary contact for former Tar Heel players playing professionally in the NBA and abroad. He assists with on-campus recruiting and also functions as video coordinator, responsible for handling all the team's video needs.

A 2004 North Carolina graduate majoring in communications, Hoots was a three-year Tar Heel varsity manager. He served as head manager as a senior in Roy Williams' first season as the head coach in Chapel Hill. While working under Williams, Hoots earned his Master's in Sport Administration from Virginia Commonwealth in 2010.

Hoots, a Newton, N.C. native, married Amy Howe in 2009. The couple has two sons, Brady and Jackson, and a daughter, Avery.

Heba Salama



The Hoots Family —
Amy, Avery, Brady, Eric and Jackson

DOUG HALVERSON
Head Athletic Trainer



Doug Halverson joined UNC's Sports Medicine staff in 2005 and is in his fourth season as the head athletic trainer for the men's basketball and JV basketball program.

He joined the men's basketball staff in 2013 after spending eight years working as a staff athletic trainer for the football (2007-13), women's lacrosse (2005-13), field hockey (2005-07), and men's and women's golf (2006-07) programs.

Halverson returned to UNC after working at Georgia State University, where his primary responsibility was coverage of the women's basketball team and supervising graduate athletic trainers in coverage of spring sports.

Halverson is a 2002 graduate of UNC, where he earned a B.A. in Exercise and Sport Science with a specialization in Athletic Training. While serving as a student athletic trainer from 1999-2002, he worked with the women's soccer, volleyball, and track and field teams.

Following his undergraduate degree, Halverson continued his education at UNC, where he served as a graduate assistant athletic trainer, working mainly with the Tar Heel football and men's and women's tennis programs. He received a M.A. in Exercise and Sports Science - Athletic Training in 2004.

He has been an NATABOC Certified Athletic Trainer (ATC) since 2002 and has been an NSCA Certified Strength and Conditioning Specialist (CSCS) since 2005.

Halverson is a native of Winston-Salem who lives in Chapel Hill with his wife, Emily Kiser.



Doug Halverson with his wife,
Emily Kiser



Chase Bengel
Head Manager



Forrest Reynolds
Manager



Maria Vanderford
Manager



John Bumgarner
Manager



Tyler Hagan
Manager



Emily Brickner
Manager



Kaye Chase
Office Staff



Cynthia Friend
Office Staff



Nadia Lynch
Office Staff



Dr. Mario Ciocca
Director of
Sports Medicine



Dr. Tom Brickner
Team Physician



Dr. Alex Creighton
Team Orthopaedist



Angie Bitting
Smith Center
Director



Jarrett Rice
Smith Center
Operations Assistant



Angie King
Smith Center
Operations Assistant



Randy Young
Smith Center
Maintenance Director



Shane Parrish
Equipment Manager



Emilee McCollum
Smith Center Intern

JENN TOWNSEND
Academic Advisor



Jenn Townsend is in her eighth season as an academic advisor at Carolina, currently working with the men's basketball and men's soccer teams.

Townsend previously spent three years at the University of Minnesota, where she was an academic counselor for the men's and women's basketball and softball squads.

Prior to her stint with the Golden Gophers, she worked for nearly four years at Indiana University, where she was an academic advisor for the men's and women's basketball, men's and women's soccer, baseball and field hockey teams. She also spent one year as a high school social studies teacher in Ann Arbor, Mich.

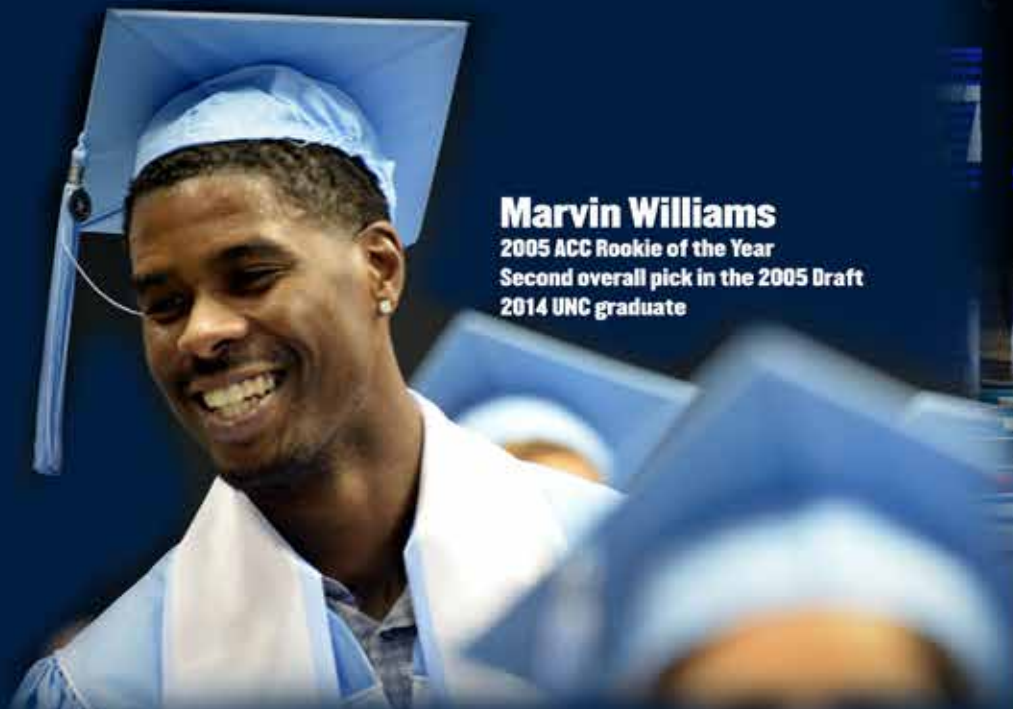
A 1998 graduate of the University of Pittsburgh, Townsend earned an M.A. from the University of Michigan in 2000. She is a native of Saginaw, Mich.



2016-17 Smith Center Maintenance Staff (left to right):
Tom Goodman, Jamie Groce, Kip Holsonback, Randy Young, Jonathan Guthrie,
Michael Copeland, Billy Modlin, David Thomas

ACADEMIC EXCELLENCE

• The Carolina men's basketball team has been honored in eight of the last 11 years for having an Academic Progress Rate among the top 10 percent nationally, posting a perfect 1000 in 2016.



Marvin Williams

2005 ACC Rookie of the Year
Second overall pick in the 2005 Draft
2014 UNC graduate



Marcus Paige, shown here accepting the 2015-16 Skip Prosser Award from Chancellor Carol Folt, was a standout academically and athletically at UNC.

- Three-time Academic All-America, including first-team honors in 2016
- Back-to-back (2015 and 2016) Skip Prosser Awards as the top scholar-athlete in ACC men's basketball

- The Academic Support Program assists Tar Heel student-athletes in exploring their interests and abilities, enjoying a broad educational experience and reaching their academic goals.
- An emphasis is placed on freshmen transitioning from high school to college through a variety of academic programs such as academic counseling, individual tutoring, group review sessions and supplemental instruction.
- The UNC team travels with an academic counselor, staying focused on academics even on road trips.



TYLER ZELLER

- 2012 Academic All-America of the Year
- Two-time first-team Academic All-America
- Two-time winner of ACC's Skip Prosser Award
- 2012 ACC Honorary Postgraduate Scholarship winner

Sasha Seymore, a 2015 graduate and UNC's senior class president, spoke at spring commencement.



LIFETIME SUCCESS



"I absolutely believe that what I learned as a Carolina basketball player is transferable to the business world. When I became CEO, we did a lot of leadership training. In that training I talked a good deal about the values of the Carolina program, and about what I learned and how I apply it to business. The discipline, values, teamwork and a lot of the organization can easily be applied to the business world from the culture that Coach Smith created and is still in practice at Carolina today."

- Bill Harrison (UNC '64), former CEO of JP Morgan/Chase



UNC student-athletes have the opportunity to participate in the *Richard A. Baddour Carolina Leadership Academy*, now in its 13th year of ground-breaking leadership training.

As the nation's premier leadership development program in collegiate athletics, the Leadership Academy develops, challenges and supports student-athletes, coaches and -staff in their continual quest to become world-class leaders in athletics, academics and life.



2009 Graduates



Vince Carter



Sean May



**Jerry Stackhouse
and Antawn Jamison**



2007 Graduates

UNIVERSITY OF NORTH CAROLINA

**"If a moviemaker needs
an idyllic setting
for a film about
college life,
Chapel Hill just might
take the prize."**

— Newsweek magazine



FIRST AND FINEST

QUICK FACTS

Nation's

1st

public university—
chartered Dec. 11, 1789

18,415
undergraduates

More than **75**
majors and minors in
60 departments

750+
student-athletes

28
varsity athletic teams

7th

UNC's finish in the 2015-16
Directors Cup all-sports
competition, the highest of
any conference school

3,500+

Hours of community service by student-athletes
in 2015-16

University of National Champions

47 Team National Championships,
and **58** Individual National Championships

356

UNC student-athletes
named to the ACC Academic
Honor Roll in 2015-16. The
total is an all-time high.

58

Members of the Student-
Athlete Advisory Council,
at least two from each
team, who meet monthly to
provide input on student-
athlete life and
department policies



More than one-third

of UNC undergraduates study in other countries before graduation, one of the highest study-abroad rates among public universities nationwide. Carolina offers a variety of overseas program of different lengths, making study abroad an option for all students

79

Years of support from
The Rams Club, which
funds student-athlete
scholarships as well as
facility construction and
upgrades

8,000+

Hours invested in student-athlete leadership
training during the 2015-16 school year. The Richard
A. Baddour Carolina Leadership Academy is in its
13th year as the nation's premier leadership training
program for student-athletes

113

Olympians in
18 different sports

- UNC graduate Jake Bernstein, a member of the men's fencing team, was a 2016 recipient of an NCAA Postgraduate Scholarship.
- Five student-athletes were inducted into Phi Beta Kappa honors society during the 2015-16 school year.



YOU PROVIDE THE OPPORTUNITY

RAMS CLUB MEMBERS LIKE YOU GIVE THE GIFT OF OPPORTUNITY –

for the best student-athletes to attend the best university, to compete in the best facilities, and to play for the best coaches at the highest level of competition in all 28 of our varsity sports.



THE RAMS CLUB

JOIN THE RAMS CLUB STARTING AT \$100!
FOR MORE INFORMATION AND TO JOIN, VISIT RAMSCLUB.COM

P.O. BOX 2446 | CHAPEL HILL, NC 27515 | (919) 843-2000 | RAMSCLUB.COM |  [RAMSCLUB](https://www.facebook.com/RAMSCLUB) |  [@RAMSCLUB](https://twitter.com/RAMSCLUB)

Through your gifts to scholarships, facilities, team support and unrestricted annual giving, you provide Carolina student-athletes with life-changing experiences.

TAKE A LOOK AT WHAT YOU HAVE HELPED ACCOMPLISH.

28

VARSITY SPORTS

(Fourth most among Power 5 institutions)

800

STUDENT-ATHLETES

450

**STUDENT-ATHLETES RECEIVING
SCHOLARSHIP ASSISTANCE**

42 NCAA CHAMPIONSHIPS

(most in ACC history)

65

**INDIVIDUAL OR RELAY
NATIONAL CHAMPIONSHIPS**

266

ACC CHAMPIONSHIPS
(most in ACC history)

18 SPORTS

**WITH A PERFECT 1,000 APR
SCORE IN 2014-2015**

18

**TOP 10 FINISHES IN THE
LEARFIELD DIRECTORS CUP**
(out of 22 years)

93

**TAR HEELS HAVE COMPETED
IN THE OLYMPIC GAMES**

**YOUR GIFTS IMPACT STUDENT-ATHLETES
FOR THE REST OF THEIR LIVES**




THE RAMS CLUB

CAROLINA FAMILY

“Wherever I am, I know that I’ll always have a family in Chapel Hill, thanks to all the players, coaches, teachers and students who made the past four years unforgettable. I might wear a different uniform, but I’m always going to be a Tar Heel.”

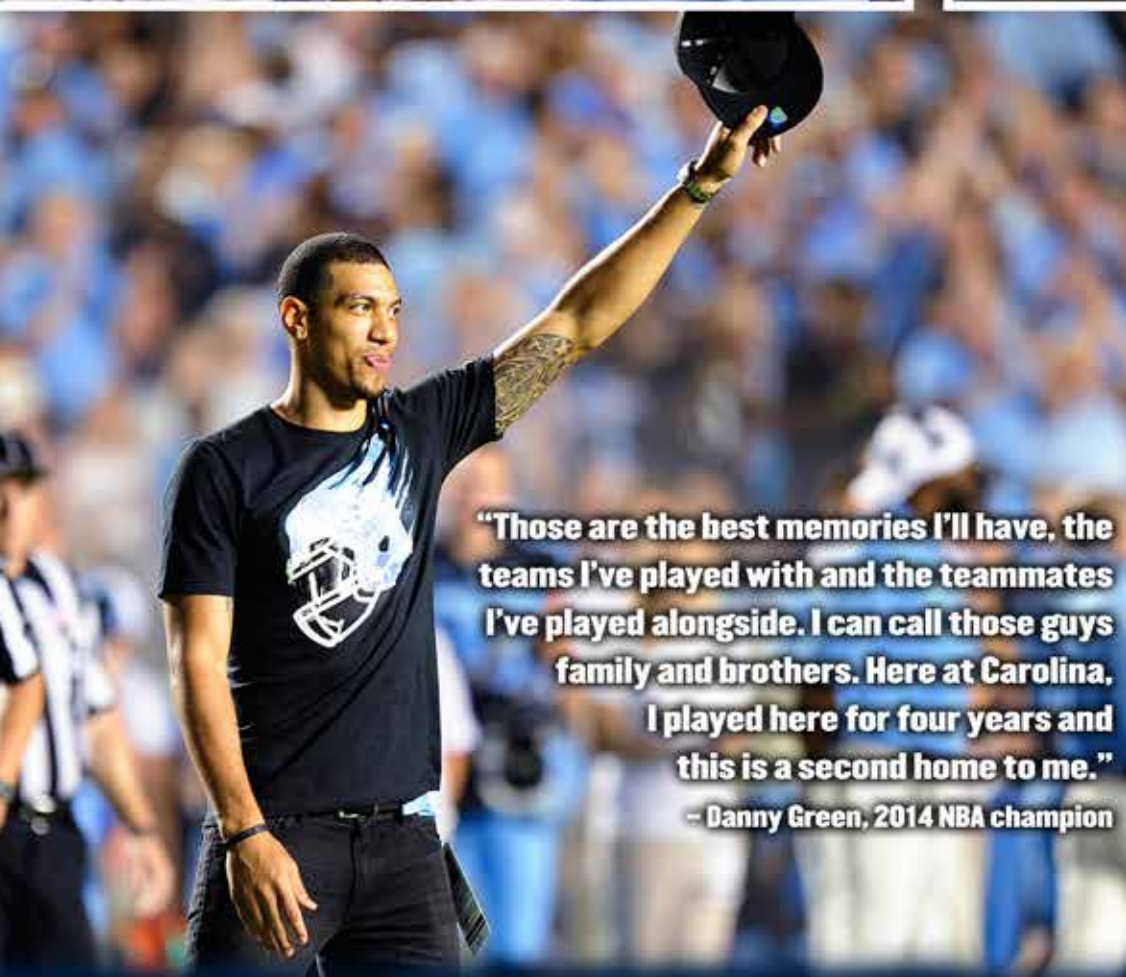
– Brice Johnson, 2016 NBA First-round draft pick



Tar Heel national champions Marvin Williams and Tyler Hansbrough took in Carolina's win at Duke that clinched the 2016 ACC regular season title.



2015 NBA champs James Michael McAdoo and Harrison Barnes returned to the Smith Center last season.



“Those are the best memories I’ll have, the teams I’ve played with and the teammates I’ve played alongside. I can call those guys family and brothers. Here at Carolina, I played here for four years and this is a second home to me.”

– Danny Green, 2014 NBA champion



Tar Heel alums Sean May and Lennie Rosenbluth, both NCAA Champions



Coaches Hubert Davis and Roy Williams with Tar Heel alum Rick Fox


ONCE A TAR HEEL, ALWAYS A TAR HEEL

“Once you are here and put on that North Carolina uniform, we are all family. We take care of family. We’re always there for family. When I left here, the coaches still called to check on my parents and my little brother. Those are examples you see in very important times in your lives.”

– Antawn Jamison, NBA All-Star & UNC National Player of the Year




Tar Heel alums Jackie Manuel (far left) and Wes Miller (second from right) are now in the coaching profession.



Rasheed Wallace and Wayne Ellington supported the Tar Heels during the 2016 Final Four run in Philadelphia.



The Tar Heels with James Worthy



“What’s unique is the unity and the bond established in the short time you are at the University. It’s a family atmosphere. You find yourself taking care of family members. It’s hard for people outside of that to understand, but as long as people within understand it’s something we cherish, no matter what happens to us or where we go. You will always cherish that relationship from the University of North Carolina.”

– Michael Jordan



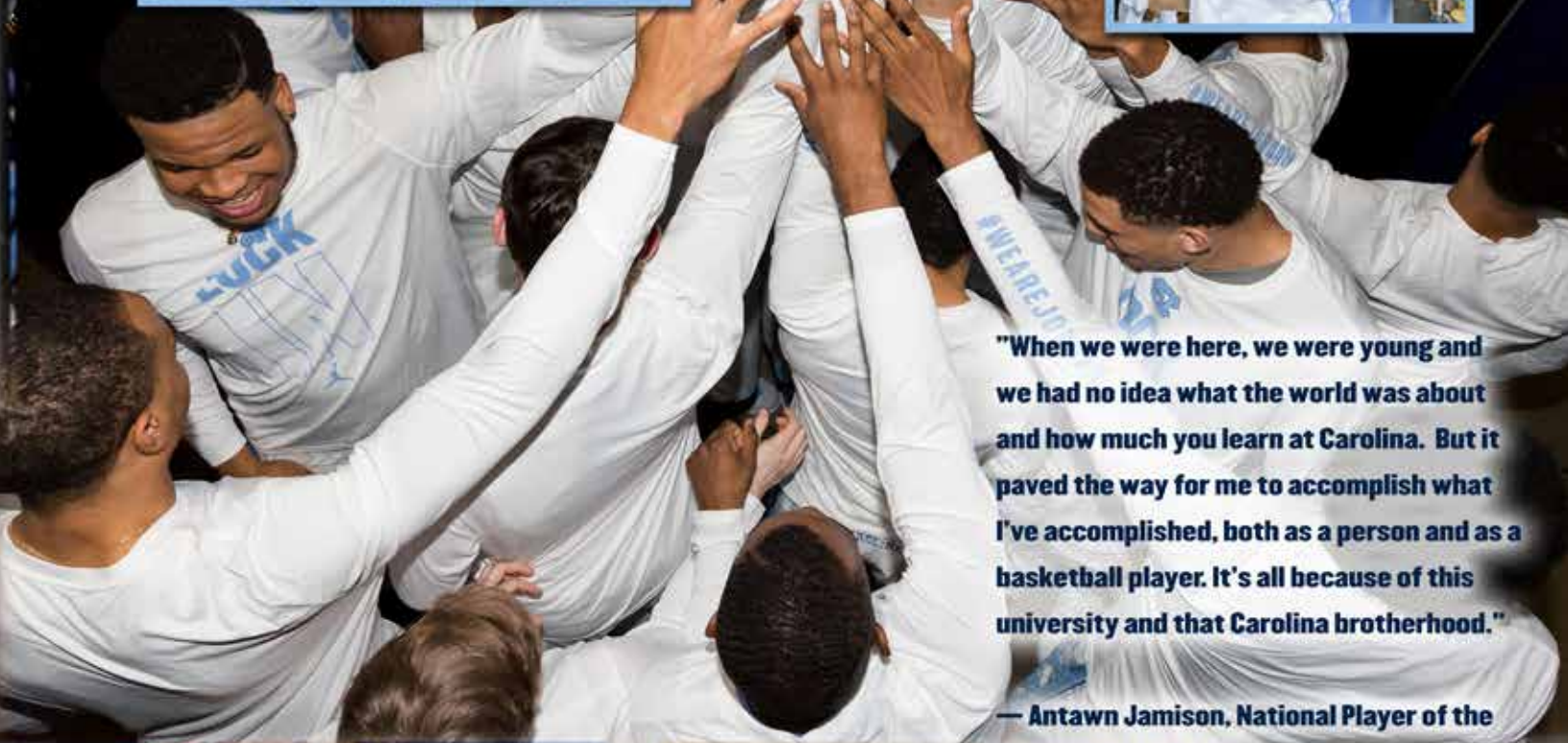
ALUMS AT DEON THOMPSON'S WEDDING, SUMMER 2016



PLAY HARD
PLAY SMART
PLAY TOGETHER



THE CAROLINA WAY



"When we were here, we were young and we had no idea what the world was about and how much you learn at Carolina. But it paved the way for me to accomplish what I've accomplished, both as a person and as a basketball player. It's all because of this university and that Carolina brotherhood."

— Antawn Jamison, National Player of the Year and NBA All-Star



WHY CAROLINA?

“Simply put, North Carolina has everything you want in a basketball program: tradition, historical success, current success, an enormous and passionate fan base, quality facilities, complete national recruiting reach and a Hall of Fame coach who already has won a national title at the school.”

– ESPN.com

- In 2012, ESPN ranked Carolina the most successful college basketball program in the nation over the last 50 years.

- In ranking Carolina the best coaching job in all of college hoops, ESPN.com wrote, “UNC has the obvious things recruits want: great facilities, a chance at the pros, big-time exposure, a chance to play in the best rivalry in the country, a gorgeous campus — you name it. ... More than anything, though, it’s the ‘family’ — the scores of current and former pro stars who still come to Chapel Hill to play in alumni games and watch the young guns take on Duke. More specifically, perhaps, it’s Michael Jordan. ... If UNC has an edge over the rest, it comes from the Tar Heels brand, a brand built by [Dean] Smith and sustained by [Roy] Williams and long since ensured in relevance by the greatest basketball player who ever lived.”

– ESPN.com




Noted Tar Heel fan J. Cole visited with the Tar Heels after their win over No. 2-ranked Maryland in 2015-16.

- 6 NATIONAL CHAMPIONSHIPS**
- 19 NCAA FINAL FOURS**
- 11 NATIONAL PLAYERS OF THE YEAR**
- 38 FIRST-TEAM ALL-AMERICAS**
- 18 ACC TOURNAMENT TITLES**
- 30 ACC REGULAR-SEASON CROWNS**
- 14 ACC PLAYERS OF THE YEAR**
- 9 NAISMITH HALL OF FAMERS**
- 47 NBA CHAMPIONSHIP RINGS**
- 47 NBA FIRST-ROUND DRAFT PICKS**
- #3 ALL-TIME IN NCAA WINS**





NOTHING COULD BE FINER



"Playing at North Carolina was always my dream, but these past four years have been beyond anything I could have imagined. The Final Four run, beating Duke, winning the ACC title and tournament ... I mean, I'm blessed to have just played a game in the Dean Smith Center. The first time you run out of the tunnel, or right before the ball is tipped, 22,000 people standing, screaming, cheering for you — it's surreal. And that's just for your everyday game."

— Brice Johnson, First-Round Draft Pick in 2016



"Playing basketball for Carolina is like playing baseball for the Yankees or playing in the NBA for the Celtics or the Lakers. It's right there with those programs in terms of their importance and the way that they sustain greatness over a long period of time."

— Mitch Kupchak (UNC '76)
L.A. Lakers General Manager

"I didn't know it at the time, but when I chose to attend Carolina as a high school kid it was the best decision I've ever made in my life. I loved playing basketball, yes. But it has opened doors for me every day of my life — from the day I graduated until today — that I never could have imagined would be opened."


— Dick Grubar (UNC '69)

TAR HEEL NATION LOVES ITS HOOPS





Carolina is the most-followed team in the nation on Twitter at @UNC_Basketball.



TREMENDOUS FAN SUPPORT



**CAROL FOLT
CHANCELLOR**

When Carol L. Folt was installed as Carolina's 11th chancellor and first woman leader in October 2013, she said, "As America's first public university, Carolina became the gold standard. The founders passed the baton, and the future is up to us. How can we fulfill this honorable charge in a way that is ever fresh and relevant?"

In her first years as chancellor, Folt – an internationally recognized environment scientist, award-winning teacher and accomplished administrator – has worked to fulfill that charge by preserving and expanding Carolina's academic excellence and innovation, access and affordability, and deep commitment to the state.

Under her leadership, the University received nearly 32,000 applications for the Class of 2019 – breaking the previous year's record for the 10th consecutive time. Faculty ranked seventh nationally and first in the South for 2013 research grants awarded by the National Institutes of Health. New investments have made Carolina's science, technology, engineering and math curriculum one of the top in the country. And the University's commitment to its public service mission has never been stronger, as illustrated by the School of Government's work supporting local governments and communities, and by expanding programs like the Carolina College Advising Corps, which provides college advising for the state's high-school students.

Folt has met with hundreds of students, faculty, staff, alumni and supporters, championing the importance of the University's research mission for North Carolina's economy. She has also focused on improving undergraduate graduation rates – particularly low-income, first-generation and underrepresented students – and on comprehensively addressing past academic and athletic irregularities.

Folt came to Carolina from Dartmouth College, where she was interim president in 2012-13, Dartmouth Professor of Biological Sciences, and a faculty member and administrator for 30 years.

An Akron, Ohio, native, Folt is a proud product of public higher education. Her parents were the first in their families to attend college. She worked her way through the University of California at Santa Barbara as a waitress, earning a bachelor's degree in aquatic biology in 1976 and a master's degree in biology two years later. She received her doctorate in ecology from the University of California at Davis and did postdoctoral work at the W.K. Kellogg Biological Station of Michigan State University.

She is a fellow of the American Association for the Advancement of Science. Folt is married to David Peart, a professor of biological sciences at Dartmouth. They have two adult children, Noah and Tessa.



**BUBBA CUNNINGHAM
ATHLETIC DIRECTOR**

Lawrence R. (Bubba) Cunningham is in his sixth year as the University of North Carolina's director of athletics. Cunningham officially began his duties at UNC on November 14, 2011.

In each of his five seasons, the Tar Heels have finished in the top 15 of the Learfield Director's Cup, including four top-10 finishes. During that same period, the number of UNC student-athletes on the ACC Academic Honor Roll has steadily increased.

Among Cunningham's many accomplishments since arriving in Chapel Hill are the implementation of a strategic plan for Carolina athletics; a partnership with Disney to enhance customer service and organizational practices; the development of the Student-Athlete Academic Initiative Working Group; a complete compliance review by an outside firm; the development of a master plan for UNC's athletic facilities; and the creation of the Rammys - an innovative end-of-the-year awards show popular with Carolina's student-athletes and staff.

On the field, Carolina has achieved outstanding success under Cunningham's leadership. Carolina finished seventh in the 2015-16 Learfield Director's Cup, its second top-10 finish in a row. The Tar Heels won NCAA titles in men's and women's lacrosse, finished second in men's basketball and field hockey and had top-10 national finishes in men's and women's tennis and men's soccer. Carolina teams won four ACC titles and the men's tennis team won the ITA Indoor Team National Championship. In addition, the football team won 11 games, advanced to its first ever ACC Championship Game and earned a final No. 15 ranking in both national polls.

Cunningham is in his 15th year as a Division I director of athletics, including six years at Tulsa and three years at Ball State. From 1988-2002, Cunningham worked at his alma mater, the University of Notre Dame.

He earned his bachelor's and master's degrees in business administration, in 1984 and 1988, respectively, and was a member of the Irish golf team in 1982-83.

Cunningham has served on the NCAA Division I Men's and Women's Golf Committees and is a member of NACDA's Executive Committee.

Raised in Naples, Fla., Cunningham and his wife, Tina, have four children: Matthew, Michael, John and Sarah.

CAROLINA ATHLETICS ADMINISTRATION

Chancellor	Carol Folt
Faculty Athletics Representative	Lissa Broome
Director of Athletics	Bubba Cunningham
Exec. Assoc. AD	Larry Gallo
Sr. Assoc. AD/Business & Finance	Martina Ballen
Sr. Assoc. AD/Smith Center Operations	Clint Gwaltney
Sr. Assoc. AD/Compliance	Vince Ille
Sr. Assoc. AD/Communications	Steve Kirschner
Sr. Assoc. AD/Sr. Woman Administrator	Nicki Moore
Sr. Assoc. AD/Marketing & Operations	Rick Steinbacher
Assoc. AD/Facility Planning & Mgt.	Mike Bunting
Assoc. AD/Football	Corey Holliday
Assoc. AD/Risk Management	Paul Pogge
Assoc. AD/Compliance	Marielle vanGelder
Senior Asst. AD/Ticket Operations	Gerry Lajoie
Asst. AD/Marketing & Promotions	Michael Beale
Asst. AD/Communications	Kevin Best
Asst. AD/Emerging Media & GoHeels Productions	Ken Cleary
Asst. AD/Olympic Sports & FB Operations	Ellen Culler
Asst. AD/Student-Athlete Development	Cricket Lane
Asst. AD/Business & Finance	Mike Perkins
Director of Academic Support	Dr. Michelle Brown
Director of Sports Medicine	Dr. Mario Ciocca
Exec. Director of Rams Club	John Montgomery

IN THE COMMUNITY



School Visits




Hospital Visits



Habitat For
Humanity



Holiday Shopping



Special Olympics
Clinic

NATIONAL EXPOSURE

NO COLLEGE BASKETBALL PROGRAM RECEIVES MORE OF THE NATIONAL SPOTLIGHT THAN CAROLINA.



Three Carolina games were among the top 50 most-watched sporting events in the nation across all sports in 2015-16, including the top two college basketball games (at the Final Four). The UNC-Duke games routinely draw more viewers than any regular-season games in the country.

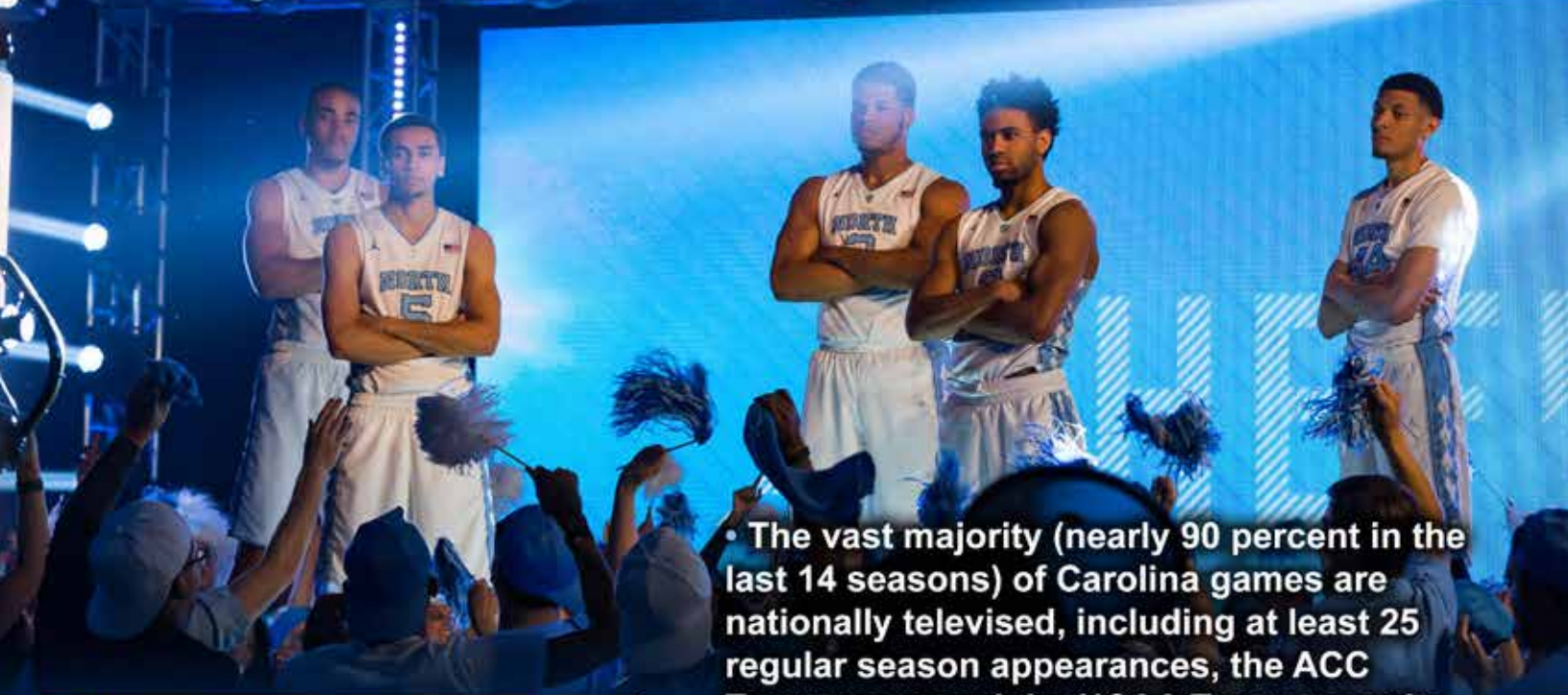


GAMEDAY MAINSTAYS


ESPN College Gameday has broadcast from Carolina games 15 times, most of any school in the nation. Gameday originated from Tar Heel games three times in 2015-16.



TAR HEELS IN THE SPOTLIGHT




• The vast majority (nearly 90 percent in the last 14 seasons) of Carolina games are nationally televised, including at least 25 regular season appearances, the ACC Tournament and the NCAA Tournament in 2016-17.



FROM THE VIEW

SPORTS ILLUSTRATED COVERS



WE GOT THIS DANCE

It's Anybody's Title?



COM

**DENZEL
VALENTINE**
BY MICHAEL ROSENBERG

TAR HEELS IN BROADCASTING

NBA TV's Rick Fox interviewed fellow Tar Heel John Henson.

George Karl has been part of ESPN's NBA in-studio coverage team.

Hubert Davis was a member of ESPN's College Gameday crew before joining the UNC coaching staff in 2012.

Jason Capel interviews Nate Britt for ESPN during the 2015-16 season.

Jerry Stackhouse had a national radio show on Sirius/XM and has done TV work with the Detroit Pistons.

1987 National Player of the Year Kenny Smith is part of Turner Sports' Emmy-winning Inside the NBA studio team and is an NCAA Tournament analyst for CBS.

Brad Daugherty, the No. 1 overall pick in the 1986 NBA draft, is an analyst for ESPN after previously appearing on the network's NASCAR coverage.



The Carolina Basketball locker room complex was renovated completely in the summer of 2016. Highlights of the upgrades included:

- **New, top-of-the-line players locker room**
- **New video theater for film study**
- **New hydrotherapy room**
- **New team lounge and dining area**
- **New coaches' locker room**
- **New training room**
- **New gameday entryway for the team to the court**

Inside the Tar Heel locker room

Locker room entry



THE RENOVATED SMITH CENTER



Training room

A SPARKLING HOME FOR THE TAR HEELS

LIFELONG TEAMMATES
BROTHERS.



Wall of Jordan Brand shoes

Video theater



"CAROLINA BASKETBALL
IS PLAYING FOR THE NAME ON THE FRONT OF THE JERSEY
AND BEING PART OF A FAMILY,
A BROTHERHOOD THAT IS BIGGER THAN EACH OF US, BUT TOGETHER FORMS
A RELATIONSHIP THAT WILL LAST FOREVER."
— COACH ROY WILLIAMS

F
A
M
I
L
Y

THE SMITH CENTER

“NORTH CAROLINA, WITHOUT QUESTION, [IS THE TOUGHEST ARENA IN THE ACC] ... NORTH CAROLINA IS JUST REALLY LOUD.”
— MARYLAND’S SETH ALLEN, 2014



<p>North Carolina</p>  <p>26-0</p> <p>1924</p> <p>NATIONAL CHAMPIONS</p>	<p>North Carolina</p>  <p>32-0</p> <p>1957</p> <p>NATIONAL CHAMPIONS</p>	<p>North Carolina</p>  <p>32-2</p> <p>1982</p> <p>NATIONAL CHAMPIONS</p>	<p>North Carolina</p>  <p>34-4</p> <p>1993</p> <p>NATIONAL CHAMPIONS</p>	<p>North Carolina</p>  <p>33-4</p> <p>2005</p> <p>NATIONAL CHAMPIONS</p>	<p>North Carolina</p>  <p>34-4</p> <p>2009</p> <p>NATIONAL CHAMPIONS</p>
---	--	--	---	--	--

**“THIS IS ONE HECK OF A
HOMECOURT ADVANTAGE.”
— HALL OF FAME HEAD
COACH JIM CALHOUN**



**“I THINK I’VE NEVER BEEN
IN A BUILDING THAT WAS AS
LOUD AS THAT BUILDING.”
— OHIO STATE HEAD COACH
THAD MATTA**



GAMEDAY EXCITEMENT

TOP-NOTCH TRAINING FACILITIES

The Tar Heels receive top-notch training and instruction from strength & conditioning coordinator Jonas Sahratian, one of the nation's best strength coaches.

"He's been like a father to a lot of us. I feel like no one in the world has my best interest like he has my best interest," former Tar Heel and NBA vet Marvin Williams says of Sahratian.



Preseason Conditioning



Peebles Practice Gym



Training room


Weight Room



Jonas Sahratian



New Hydrotherapy Room



Jeffrey Camarati



The 2016-17 season is the 32nd in which the Tar Heels will play in the Dean E. Smith Center. UNC has played nearly 500 games in the Smith Center in front of a combined audience of over 8.8 million fans. Carolina enters the 2016-17 season 378-68 in the Smith Center, a winning mark of 84.8 percent.

The Tar Heels have been in the top five in the national attendance leaders in 29 of the last 30 seasons.

The first game in the Smith Center featured No. 1 Carolina defeating No. 3 Duke, 95-92, in a battle of unbeaten teams on Jan. 18, 1986. The first Tar Heel basket was scored by Carolina center Warren Martin off a pass from Kenny Smith.

The Tar Heels have a 183-27 record (.871) in the Smith Center in Roy Williams' 13 years as head coach. Dean Smith led the Tar Heels to a 133-17 record (.887) in the building that bears his name.

RENOVATIONS

The Smith Center has undergone a number of improvements to keep it on the cutting edge of basketball arenas, including full renovations of the locker-rooms, training room and the addition of a team video room and dining room after the 2015-16 season.

The building added a new ribbon board surrounding the court for the 2012-13 season. The men's basketball offices were completely renovated and expanded in 2010.

The arena's lights and sound system were replaced and the training, weight and equipment rooms were expanded and renovated for 2009-10. A hydrotherapy room was added for the 2008-09 season.

In January 2008, the Carolina Basketball Museum

opened in the new Williamson Athletics Center, adjacent to the Koury Natatorium. For photos and information about the museum, see GoHeels.com/Museum.

In 2006-07, the seats in the lower level and upper level ring were replaced. The playing floor was completely refinished and refurbished for the 2007-08 campaign.

Four high-resolution video boards were installed for the

CAROLINA IN THE SMITH CENTER

Year	Overall Record	ACC Record
1985-86	6-1	5-1
1986-87	13-0	7-0
1987-88	9-2	6-1
1988-89	12-2	6-1
1989-90	11-2	5-2
1990-91	11-2	5-2
1991-92	13-2	6-2
1992-93	12-0	8-0
1993-94	14-1	7-1
1994-95	12-1	7-1
1995-96	9-3	5-3
1996-97	11-1	7-1
1997-98	12-1	7-1
1998-99	12-2	6-2
1999-00	7-5	5-3
2000-01	12-2	7-1
2001-02	6-9	3-5
2002-03	13-5	5-3
2003-04	12-2	6-2
2004-05	15-0	8-0
2005-06	13-4	5-3
2006-07	16-1	7-1
2007-08	14-2	6-2
2008-09	14-1	7-1
2009-10	13-5	3-5
2010-11	15-0	8-0
2011-12	17-1	7-1
2012-13	14-2	7-2
2013-14	15-3	8-1
2014-15	10-5	5-4
2015-16	15-1	8-1
Totals	378-68 (.848)	184-53 (.776)

✓ Record versus non-conference opponents is 203-16 (.927)
✓ All-time Smith Center attendance is 8,867,488

2005-06 season. The boards measure 17.8 feet x 23.6 feet. At the same time, two 50-foot ribbon boards were added to the fascia around the upper level and a 40-foot video board was added to the front of the scorer's table.

In 2000-01, a standing-room-only section reserved for students opened on the baseline closest to the Carolina bench. The Rams Club funded a \$150,000 renovation that allowed approximately 400 students to move court-side.

In May 1980, the Department of Athletics, in conjunction with the Educational Foundation, embarked on a mission to raise millions of dollars from private donations to construct an arena. The real inspiration for the fund-raising effort came from the campaign chairman, the late Hargrove "Skipper" Bowles.

Six years, 2,362 donors and over \$34 million later, the premiere basketball arena in America became a reality. Dedicated in September 1986 as the Dean Edwards Smith Center, the 300,000-square-foot structure stands on seven and one-half acres of the University's south campus. Over 20,000 cubic yards of rock were removed to make room for the 340-foot-wide, 380-foot-long and 140-foot-high building.

Peyton Williams



Peyton Williams



Note: The "vs." designation means the record was established by UNC; the "by" designation means the record was established by an opposing team or a team competing in an NCAA Tournament game at the Dean E. Smith Center.

MOST POINTS

129 vs. VMI, Dec. 17, 1994

MOST POINTS IN A HALF

77 vs. VMI, Dec. 17, 1994 (1st half)

FEWEST POINTS IN A HALF

12 by East Tennessee State, Dec. 8, 2012 (1st half)

FEWEST POINTS IN A HALF BY UNC

18 vs. Wake Forest, Jan. 27, 1996 (1st half)

18 vs. NC State, Feb. 24, 2015 (1st half)

FEWEST COMBINED POINTS IN A HALF

39 – Jan. 26, 1997 vs. Clemson (UNC 23, Clemson 16, first half)

LARGEST HALFTIME LEAD

47 vs. Florida Atlantic, Dec. 19, 2006 (65-18)

LARGEST MARGIN OF VICTORY BY UNC

68 vs. The Citadel, Feb. 18, 1991 (118-50)

68 vs. UNC Asheville, Nov. 30, 2008 (116-48)

MOST POINTS IN A LOSS BY UNC

114 vs. Wake Forest, Dec. 20, 2003 (114-119) (3OT)

LARGEST MARGIN OF DEFEAT FOR UNC

29 vs. Duke, Jan. 31, 2002 (58-87)

MOST OPPONENT POINTS

119 by Wake Forest, Dec. 20, 2003 (3OT)

FEWEST POINTS BY UNC

46 vs. NC State, Feb. 24, 2015

FEWEST OPPONENT POINTS

39 by Clemson, Feb. 16, 1995

MOST POINTS, BOTH TEAMS

233 vs. Wake Forest, Dec. 20, 2003 (114-119) (3OT)

FEWEST POINTS, BOTH TEAMS

92 vs. Princeton, Dec. 13, 1997 (50-42)

MOST FIELD GOALS

53 vs. VMI, Dec. 17, 1994

MOST FIELD GOAL ATTEMPTS

91 by VMI, Dec. 17, 1994

HIGHEST FIELD GOAL PERCENTAGE

.754 vs. Old Dominion, Dec. 1, 1992

HIGHEST FIELD GOAL PCT. IN A HALF

.857 vs. Old Dominion, Dec. 1, 1992 (24 of 28, 2nd half)

MOST FREE THROWS MADE

41 vs. Clemson, Jan. 28, 1998

MOST FREE THROW ATTEMPTS

59 vs. Clemson, Jan. 28, 1998

MOST THREE-POINT FIELD GOAL ATTEMPTS

42 by Clemson, Jan. 15, 1994

MOST THREE-POINT FIELD GOALS MADE

17 vs. Florida State, Jan. 25, 1995

17 by Duke, March 2, 1997

HIGHEST THREE-POINT FIELD GOAL PERCENTAGE (min. 10 made)

.733 vs. Wake Forest, Feb. 22, 2014 (11 for 15)

MOST BLOCKED SHOTS

15 vs. Northern Kentucky, Dec. 27, 2013

MOST REBOUNDS

72 vs. Nicholls, Dec. 19, 2011

MOST ASSISTS

37 vs. VMI, Dec. 17, 1994

MOST PERSONAL FOULS

41 by Clemson, Jan. 28, 1998

TEAM RECORDS: SEASON

HIGHEST SCORING AVERAGE

95.2 in 1986-87 (1,238 in 13 games)

HIGHEST AVERAGE VICTORY MARGIN

26.6 in 2006-07

HIGHEST SCORING AVERAGE ALLOWED

83.2 in 1989-90 (1,082 in 13 games)

HIGHEST FIELD GOAL PERCENTAGE

.577 in 1985-86 (237 of 411)

HIGHEST THREE-POINT FIELD GOAL PERCENTAGE

.451 in 1986-87 (79 of 175)

HIGHEST FREE THROW PERCENTAGE

.754 in 2008-09 (343 of 455)

INDIVIDUAL RECORDS

MOST POINTS (GAME)

40 Tyler Hansbrough vs. Ga. Tech, Feb. 15, 2006

MOST POINTS (CAREER)

1,321 Tyler Hansbrough (2005-09) (21.3 per game in 62 games)

MOST POINTS (SEASON)

385 Tyler Hansbrough (2007-08)

HIGHEST SCORING AVERAGE (SEASON)

24.1 Tyler Hansbrough (2007-08) (385 in 16 games)

MOST GAMES SCORING IN DOUBLE FIGURES

18 James Michael McAdoo, 2013-14

CONSECUTIVE GAMES SCORING IN DOUBLE FIGURES

42 Tyler Hansbrough, 2005-09

MOST FG MADE (GAME)

16 Antawn Jamison vs. Maryland, Feb. 14, 1998

16 Derrick Chievous (Missouri) vs. Rhode Island, March 17, 1988

MOST FG MADE (SEASON)

128 Rashad McCants (2002-03)

HIGHEST FG PERCENTAGE (GAME)

1.000 Scott Williams vs. Virginia, Jan. 13, 1990 (12 of 12)

MOST THREE-POINT FG MADE (GAME)

9 on three occasions, most recently by Grayson Flittner (Gardner-Webb), Nov. 23, 2009

MOST THREE-POINT FG MADE (SEASON)

49 Rashad McCants (2002-03)

MOST THREE-POINT FG ATTEMPTS (GAME)

18 Dennis Scott (Georgia Tech) vs. UNC, Jan. 28, 1989



Robert Crawford

Freshman Tyler Hansbrough scored a Smith Center-record 40 points against Georgia Tech in 2006.

HIGHEST THREE-POINT FG PERCENTAGE (Game, min. 5 made)

1.000 Geoff Brower (Florida State) vs. UNC, Feb. 24, 1996 (5 of 5)

1.000 Jordan Swing (UAB) vs. UNC, Dec. 1, 2012 (5 of 5)

MOST FT MADE (GAME)

20 Tyler Zeller vs. Maryland, Feb. 29, 2011

MOST FT ATTEMPTS (GAME)

23 Tyler Zeller vs. Maryland, Feb. 29, 2011

BEST FT PERCENTAGE (GAME, MIN. 10 MADE)

1.000 seven times, most recently by Marcus Paige vs. Kentucky, Dec. 14, 2013 (10 of 10)

BEST FT PERCENTAGE (SEASON, MIN. 25 MADE)

.906 Marcus Paige, 2013-14 (77 of 85)

MOST REBOUNDS (GAME)

24 Sean May vs. Duke, Mar. 6, 2005

MOST ASSISTS (GAME)

18 Raymond Felton vs. George Mason, Dec. 7, 2003

MOST STEALS (GAME)

8 Derrick Phelps vs. Central Florida, Dec. 7, 1991

8 Tyler Hansbrough vs. UNC Asheville, Dec. 28, 2005

MOST BLOCKED SHOTS (GAME)

10 Brendan Haywood vs. Miami (Fla.), Dec. 4, 2000





Before the Tar Heels open each season, they take to the court for an evening of fun at a packed Smith Center. The event includes skits and other amusements and is a highlight of each season.





CAROLINA BASKETBALL MUSEUM

Opened in January 2008, the Carolina Basketball Museum features artifacts, videos, photos and statistical and historical panels that highlight the history of the Carolina program. The museum experience begins with a theater presentation and includes video tributes to Dean Smith, Roy Williams, Phil Ford, Tyler Hansbrough, Michael Jordan and more.

The museum includes interactive presentations highlighting Carolina's six national championships, 19 Final Four appearances, 18 ACC Tournament championships and many of the greatest games and most exciting finishes in Tar Heel history.

The museum is open on game days and is a must-see attraction for Tar Heel fans.

Over 400,000 patrons have visited the museum.





1

Rank, Most Players to Play in NCAA Final Four

In North Carolina's 19 Final Four appearances, 169 Tar Heel players have played in at least one Final Four game, more than any school in the nation.

3

Of NBA's 50 Greatest Players

In the late 1990s, the NBA selected its All-Time 50 Greatest Players. Former Tar Heels **Billy Cunningham**, **Michael Jordan** and **James Worthy** were named to the team. Carolina, Houston and LSU were the only schools to have three players listed.

4

Final Four MOPs

Wayne Ellington scored 19 points, 17 in the decisive opening half, to lead UNC past Michigan State and earn Most Outstanding Player honors at the 2009 Final Four. Ellington is the fourth Tar Heel to win the award, along with **James Worthy** in 1982 (28 points vs. Georgetown), **Donald Williams** in 1993 (25 points in the semifinals vs. Kansas and 25 points vs. Michigan in the championship) and **Sean May** in 2005 (26 points and 10 rebounds vs. Illinois in championship). Ellington set the Final Four record for highest three-point percentage in the Final Four. Ellington made 8 of 10 three-pointers (.800) and broke Williams' record (10 of 14, .714) set in 1993.

6

National Championships

Carolina has won six national championships, including five NCAA Tournament titles and the 1924 Helms Foundation national championship.

The Tar Heels won the NCAA Tournament in 1957, 1982, 1993, 2005 and 2009.

7-0

In No. 1 vs. No. 2 Games

Carolina has played in seven games involving the top two ranked teams in the country in the Associated Press poll and the Tar Heels are 7-0 in those games (4-0 as No. 1 and 3-0 as No. 2).

A list of those games:

March 23, 1957 – No. 1 UNC 54, No. 2 Kansas 53

Dec. 26, 1981 – No. 1 UNC 82, No. 2 Kentucky 69

Jan. 9, 1982 – No. 1 UNC 65, No. 2 Virginia 60

Feb. 4, 1986 – No. 1 UNC 78, No. 2 Ga. Tech 77

Feb. 3, 1994 – No. 2 UNC 89, No. 1 Duke 78

Feb. 5, 1998 – No. 2 UNC 97, No. 1 Duke 73

Apr. 4, 2005 – No. 2 UNC 75, No. 1 Illinois 70

9

ACC Rookies of the Year

Nine Carolina players have been named ACC Rookie of the Year, including **Sam Perkins** (1981), **Michael Jordan** (1982), **J.R. Reid** (1987), **Ed Cota** (1997), **Joseph Forte** (2000), **Marvin Williams** (2005), **Tyler Hansbrough** (2006), **Brandon Wright** (2007) and **Harrison Barnes** (2011).

9

Naismith Hall of Famers

Nine Tar Heel coaches and players are members of the Naismith Basketball Hall of Fame, including 2009 inductee **Michael Jordan** and Carolina head coach **Roy Williams**, who was inducted in 2007.

Larry Brown, **Ben Carnevale** (coach), **Billy Cunningham** (player/coach), **Jordan**, **Robert McDoo**, **Frank McGuire** (coach), **Dean Smith** (coach), **Williams** (coach) and **James Worthy** are Carolina's Hall of Fame members.

10

First-Team Academic All-Americans

Tar Heel players have earned first-team Academic All-America honors 10 times, most recently by **Mar-**

cus Paige in 2016 and **Tyler Zeller** in 2011 and 2012. Zeller also earned Academic All-America of the Year honors in '12. The list includes **Billy Cunningham**, **Charles Scott**, **Dennis Wuycik**, **Tommy LaGarde**, **Eric Montross**, Zeller and Paige, all of whose jerseys hang in the Smith Center rafters for their efforts on the court.

10

National Coaches of the Year

Carolina head coaches have won national coach of the year honors 10 times, including **Frank McGuire** (1957), **Dean Smith** (1977, 1979, 1982 and 1993), **Bill Guthridge** (1998), **Matt Doherty** (2001) and **Roy Williams** (2005, 2006 and 2009).

11

National Players of the Year

Eleven Tar Heels have won National Player of the Year honors 13 times, including consensus winners **Phil Ford** (1978), **Michael Jordan** (1984), **Antawn Jamison** (1998) and **Tyler Hansbrough** (2008). Other winners include **Jack Cobb** (1926), **George Glamack** (1940 and 1941), **Lennie Rosenbluth** (1957), **James Worthy** (1982), **Jordan** (1983), **Kenny Smith** (1987), **Jerry Stackhouse** (1995) and **Sean May** (2005).

12

ACC 50th Anniversary Team

The Tar Heels placed 12 players on the ACC 50th Anniversary Team, more than any other school. Carolina's honorees included **Lennie Rosenbluth**, **Billy Cunningham**, **Larry Miller**, **Charles Scott**, **Bobby Jones**, **Walter Davis**, **Phil Ford**, **James Worthy**, **Sam Perkins**, **Michael Jordan**, **Brad Daugherty** and **Antawn Jamison**.

15

NCAA Tournament No. 1 Seeds

Carolina has been a number one seed in the NCAA Tournament 15 times, more than any school in NCAA history (Duke is second with 13). UNC's 15 No. 1





J.D. Lyon Jr.

The Tar Heels won the ACC regular season and tournament championships in 2016, then advanced to their 19th NCAA Final Four and 10th NCAA title game.



Getty Images

Hall of Fame coach Dean Smith coached future NBA star Rasheed Wallace to All-America honors & the Final Four in 1995.

seeds came in 1979, 1982, 1984, 1987, 1991, 1993, 1994, 1997, 1998, 2005, 2007, 2008, 2009, 2012 and 2016.

Carolina has won NCAA titles as a No. 1 seed in 1982, 1993, 2005 and 2009 and also reached the Final Four as a top seed in 1991, 1997, 1998, 2008 and 2016.

Carolina has been a No. 1 seed six times in 12 appearances under **Roy Williams** (2005, 2007, 2008, 2009, 2012 and 2016) and 12 times in the last 25 seasons. Williams has earned 11 No. 1 seeds in 27 seasons as a head coach, second-most in NCAA history.

14

ACC Players of the Year

Thirteen Tar Heels have been named ACC Player of the Year 14 times, including **Larry Miller**, who won the award in 1967 and 1968. Other Tar Heel recipients include **Lennie Rosenbluth** (1957), **Pete Brennan** (1958), **Lee Shaffer** (1960), **Billy Cunningham** (1965), **Mitch Kupchak** (1976), **Phil Ford** (1978), **Michael Jordan** (1984), **Antawn Jamison** (1998), **Joseph Forte** (2001), **Tyler Hansbrough** (2008), **Ty Lawson** (2009) and **Tyler Zeller** (2012).

18

ACC Championships

Carolina has won 18 Atlantic Coast Conference Tournament championships and played in the championship game a record 34 times.

Dean Smith won 13 Tournament titles, tying Duke's **Mike Krzyzewski** for most in history. Smith's teams were 58-23 and played in the championship game 21 times. **Roy Williams** has won ACC Tournament titles in 2007, 2008 and 2016.

19

Final Fours

Carolina has played in 19 Final Fours, more than any school in the nation. The Tar Heels played in the Final Four in 1946, 1957, 1967, 1968, 1969, 1972, 1977, 1981, 1982, 1991, 1993, 1995, 1997, 1998, 2000, 2005, 2008, 2009 and 2016. The Tar Heels won the NCAA title in 1957, 1982, 1993, 2005 and 2009.

Carolina is the only school to play in the Final Four in each of the last eight decades (1940s through 2010s).

Rusty Clark (1967-69), **Bill Bunting** (1967-69) and **Ed Cota** (1997-98, 2000) started in three different Final Fours. Carolina holds the NCAA record for most players who have played in a Final Four with 169.

19

ACC All-Freshman Players

Justin Jackson was an ACC All-Freshman Team selection in 2014-15. He became the 19th Tar Heel named to the squad since its inception in 1992-93.

20

Seasons Ranked No. 1

Carolina has been ranked No. 1 in the nation in the Associated Press poll in 20 different seasons since the AP began its rankings in 1948-49. Those seasons are 1957, 1958, 1959, 1978, 1982, 1983, 1984, 1986, 1987, 1988, 1993, 1994, 1995, 1998, 2001, 2007, 2008, 2009, 2012 and 2016.

The Tar Heels have been No. 1 in 111 AP polls. Carolina is third nationally in weeks ranked No. 1 in the country.

Carolina has been ranked in the Top 10 in 644 polls. That is the second-highest figure in NCAA basketball history. Carolina has appeared in the AP poll 858 times, more than any other school in history.

Carolina leads the nation with 13 wins over the No. 1-ranked team in the AP poll, including most recently a victory at Michigan State in 2013-14.

30

Regular Season ACC Titles

The Tar Heels went 14-4 in ACC play in 2015-16, winning their 30th regular season Atlantic Coast Conference championship. UNC has won 20 regular-season championships outright, shared 10 others and won 18 ACC Tournament titles.

Carolina's 30 regular-season titles are 11 more than Duke and two more than the rest of the ACC combined.

38

First-Team All-Americans

Thirty-eight Tar Heels have earned first-team All-America honors, most recently **Brice Johnson** in 2016. **Tyler Hansbrough** was the first player in ACC history to earn first-team All-America honors in each of his four seasons (2006-07-08-09).

Jack Cobb (1924-26), **Phil Ford** (1976-78), **Mike O'Koren** (1978-80) and **Sam Perkins** (1982-84) earned first-team All-America honors on three occasions. **Hansbrough**, **Ford**, **O'Koren**, **Perkins**, **NC State's David Thompson** and **Virginia's Ralph Sampson** are the only players in ACC history to earn first-team All-America honors at least three times.

Seventeen Tar Heels have earned consensus first-team All-America honors a total of 26 times, which is second in NCAA history. They include **Cartwright Carmichael** (1923 and 1924), **Jack Cobb** (1924, 1925 and 1926), **George Glamack** (1940 and 1941), **Lennie Rosenbluth** (1957), **Larry Miller** (1968), **Robert McAdoo** (1972), **Phil Ford** (1977 and 1978), **James Worthy** (1982), **Michael Jordan** (1983 and 1984), **Sam Perkins** (1983 and 1984), **Kenny Smith** (1987), **J.R. Reid** (1988), **Jerry Stackhouse** (1995), **Antawn Jamison** (1998), **Joseph Forte** (2001), **Tyler Hansbrough** (2007, 2008 and 2009) and **Brice Johnson** (2016).

47

NCAA

Tournament Berths

The Tar Heels are second in history in NCAA Tournament appearances with 47.

The Tar Heels established an all-time record with 27 consecutive trips to the Tournament from 1975-2001. UNC has the third-best win percentage (.722) in Tournament history.



Marvin Williams graduated from UNC in December 2014 after nearly a decade's worth of summer school and online classes.



The NCAA champion Tar Heels went 32-0 in 1957.



James Worthy, Michael Jordan and Walter Davis were NBA first-round picks and All-Stars.

taken in the NBA Draft Lottery. Carolina duplicated the feat in 2012.

UNC's **James Worthy** and **Brad Daugherty** were selected No. 1 overall in the draft. The Los Angeles Lakers selected Worthy in 1982; the Cleveland Cavaliers took Daugherty No. 1 in 1986.

Michael Jordan was the third player selected in the 1984 Draft behind Hakeem Olajuwon (Houston) and Sam Bowie (Portland).

47

NBA Championship Rings

Former UNC players have won 47 NBA championship rings, more than any school in the Atlantic Coast Conference by a wide margin.

Mitch Kupchak has won 10 NBA championship rings and **Michael Jordan** has won six. They are among 17 former Tar Heels who have gone on to win NBA championship rings as players or coaches (most recently **Danny Green** in 2014 and **Harrison Barnes** and **James Michael McAdoo** in 2015).

51

Smith Center Jerseys

The jerseys of 49 former Carolina players hang in honor in the Smith Center rafters in Chapel Hill. **Brice Johnson** and **Marcus Paige** will join them soon.

That total includes retired jerseys of **Jack Cobb**, **Lennie Rosenbluth** (No. 10), **Phil Ford** (No. 12), **George Glamack** (No. 20), **Michael Jordan** (No. 23), **Antawn Jamison** (No. 33), **Tyler Hansbrough** (No. 50) and **James Worthy** (No. 52).

47

First-Round NBA Draft Picks

Carolina has had 47 players taken in the first round of the NBA Draft, more than any other school in the nation, and 110 players selected overall. The Tar Heels have had 28 players drafted in the first round in the last 28 years.

In 2005, **Marvin Williams** (2nd), **Raymond Felton** (5th), **Sean May** (13th) and **Rashad McCants** (14th) made UNC the first school to have four players

57

All-ACC Academic Choices

Tar Heel players have earned spots on the All-ACC Academic Team 57 times, second-most in conference history. **Marcus Paige** (2013-16) is just the third UNC player to earn the distinction four times (along with **Henrik Rodl** in 1990-93 and **Tyler Zeller** in 2009-12).

70

NCAA Wins for Williams

Roy Williams ranks second all-time with 70 NCAA Tournament victories. **Dean Smith** went 65-27 in NCAA play and is third all-time. Williams has led UNC to a 36-10 record in the NCAA Tournament since 2004.

72

1,000-Point Scorers

Carolina has had 72 players score 1,000 points, more than any other school in the nation.

Tar Heels **Tyler Hansbrough** (2,872), **Phil Ford** (2,290), **Sam Perkins** (2,145), **Lennie Rosenbluth** (2,045), **Al Wood** (2,015) and **Charles Scott** (2,007) each netted at least 2,000 points.

74

First-Team All-ACC Players

With **Brice Johnson** in 2016, Carolina has placed 74 players on the All-ACC first team, the most in league history.

Tyler Hansbrough was a unanimous selection in 2005-06, 2006-07, 2007-08 and 2008-09. He is the only player to earn first-team All-ACC honors four times.

In addition to Hansbrough, six Tar Heels earned first-team honors three times – **Lennie Rosenbluth** (1956-58), **York Larese** (1959-61), **Billy Cunningham** (1963-65), **Charles Scott** (1968-70), **Phil Ford** (1976-78), **Sam Perkins** (1982-84) and **Antawn Jamison** (1996-98).

117

NCAA Tournament Wins

Carolina has won 117 games in the NCAA Tournament, second-most in the history of the event and the most in ACC history.

162

NCAA Tournament Games

UNC is second in NCAA Tournament history in tournament games played with 162.

Over 600

ACC Victories

The Tar Heels have won 658 regular-season ACC games, more than any other school.

Over 2,000

Overall Victories

The Tar Heels have won 2,173 basketball games, the third-most in NCAA history behind Kentucky and Kansas. Carolina is second in NCAA history in winning percentage at .737.



Roy Williams
2004

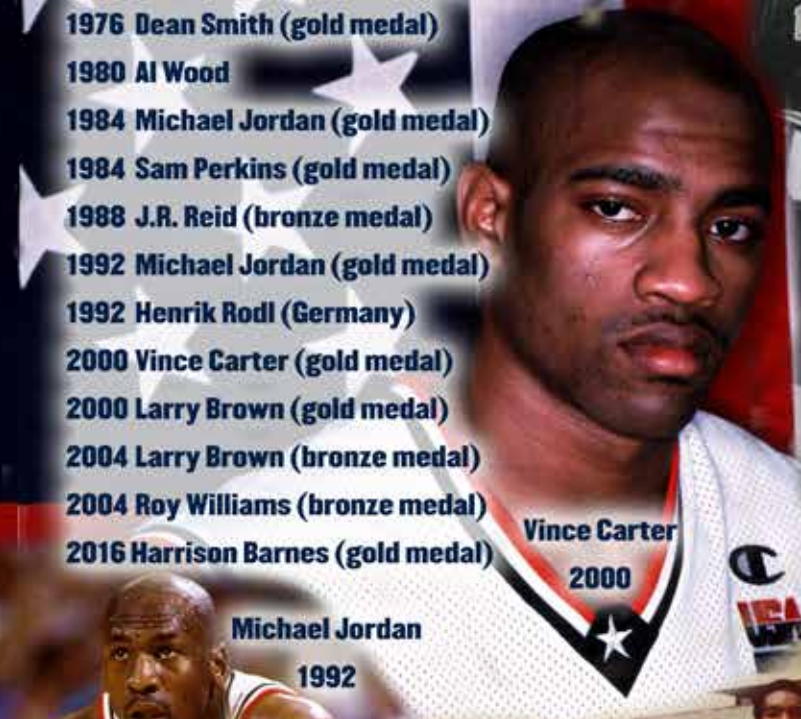


Harrison Barnes
2016

More UNC products
have represented the
USA in the Olympics
than any other school
in the nation.

TAR HEEL OLYMPIANS

- 1964 Larry Brown (gold medal)
- 1968 Charles Scott (gold medal)
- 1972 Bobby Jones (silver medal)
- 1976 Walter Davis (gold medal)
- 1976 Phil Ford (gold medal)
- 1976 Bill Guthridge (gold medal)
- 1976 Tommy LaGarde (gold medal)
- 1976 Dean Smith (gold medal)
- 1980 Al Wood
- 1984 Michael Jordan (gold medal)
- 1984 Sam Perkins (gold medal)
- 1988 J.R. Reid (bronze medal)
- 1992 Michael Jordan (gold medal)
- 1992 Henrik Rodl (Germany)
- 2000 Vince Carter (gold medal)
- 2000 Larry Brown (gold medal)
- 2004 Larry Brown (bronze medal)
- 2004 Roy Williams (bronze medal)
- 2016 Harrison Barnes (gold medal)



Vince Carter
2000



Larry Brown
1964

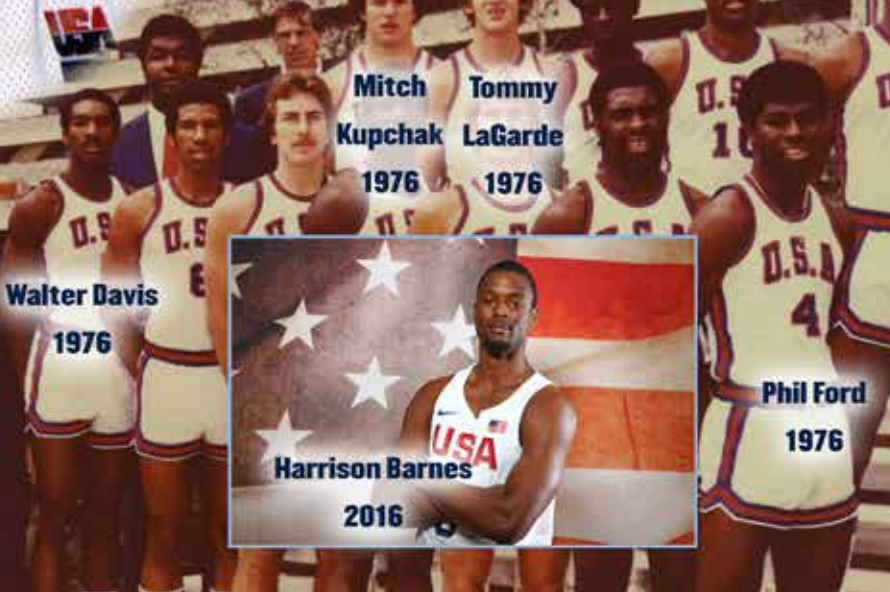
Michael Jordan
1992



Michael Jordan
1992




Dean Smith & Bill Guthridge
1976



Mitch Kupchak
1976

Tommy LaGarde
1976

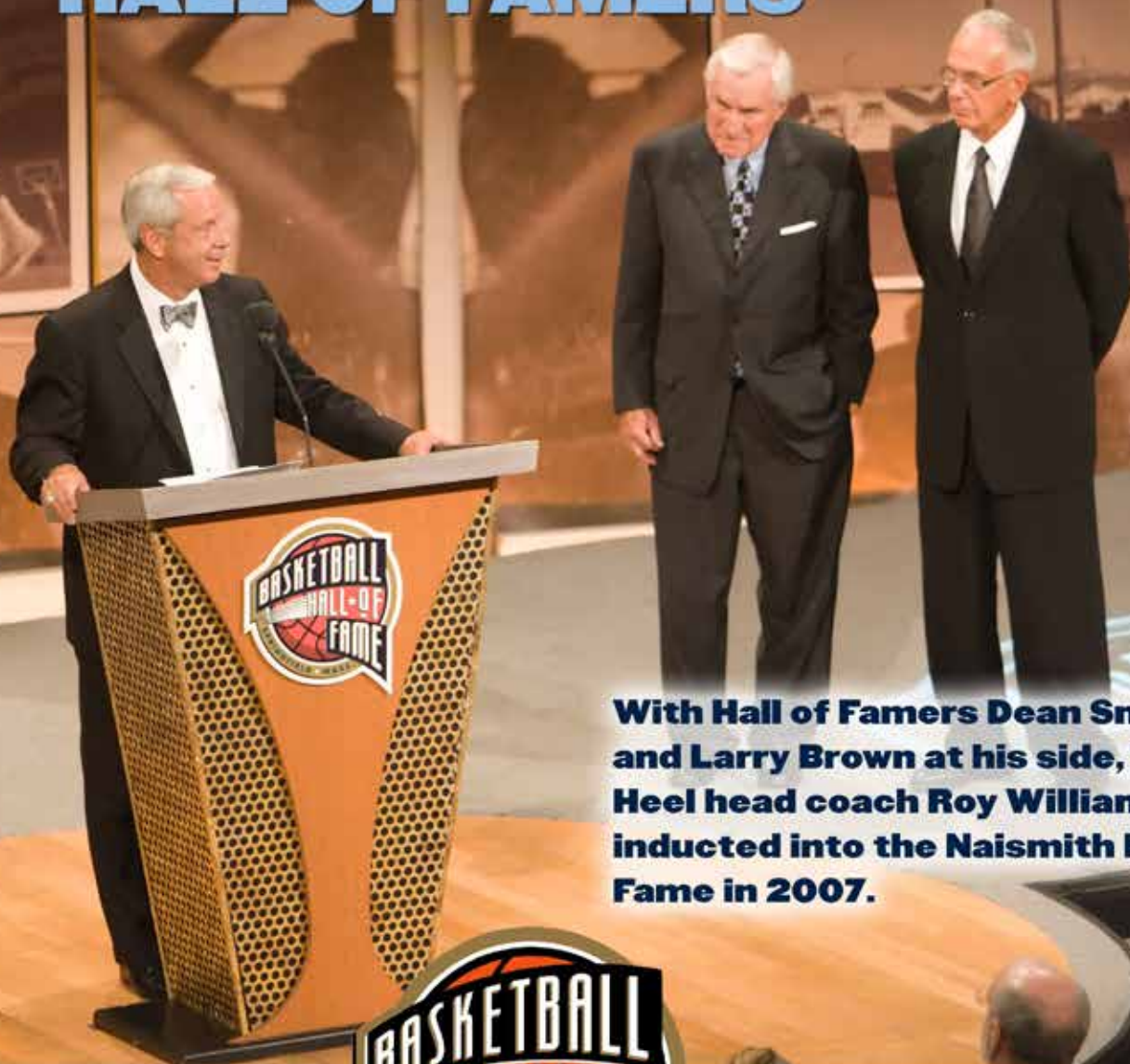
Walter Davis
1976



Harrison Barnes
2016

Phil Ford
1976


HALL OF FAMERS



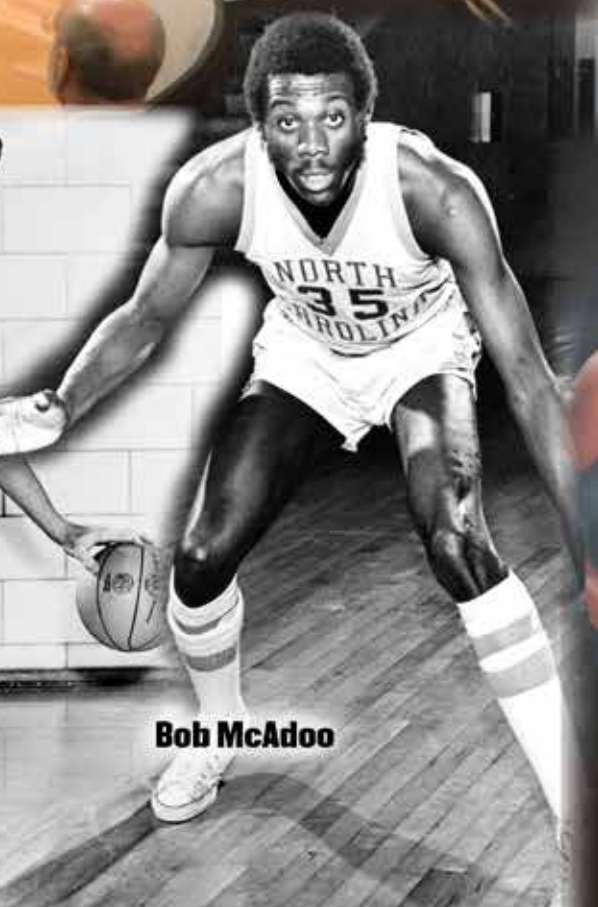
With Hall of Famers Dean Smith and Larry Brown at his side, Tar Heel head coach Roy Williams was inducted into the Naismith Hall of Fame in 2007.




Frank McGuire



Billy Cunningham



Bob McAdoo



Dean Smith

Roy Williams





Michael Jordan





James Worthy

Naismith Memorial
Basketball Hall of Fame
Springfield, MA



Ben Carnevale

PLAYERS OF THE YEAR



UNC's NATIONAL PLAYERS OF THE YEAR

Jack Cobb (1926)

George Glamack (1940, 1941)

Lennie Rosenbluth (1957)

Phil Ford (1978)

James Worthy (1982)

Michael Jordan (1983, 1984)

Kenny Smith (1987)

Jerry Stackhouse (1995)

Antawn Jamison (1998)

Sean May (2005)

Tyler Hansbrough (2008)

KENDALL MARSHALL



JAMES WORTHY

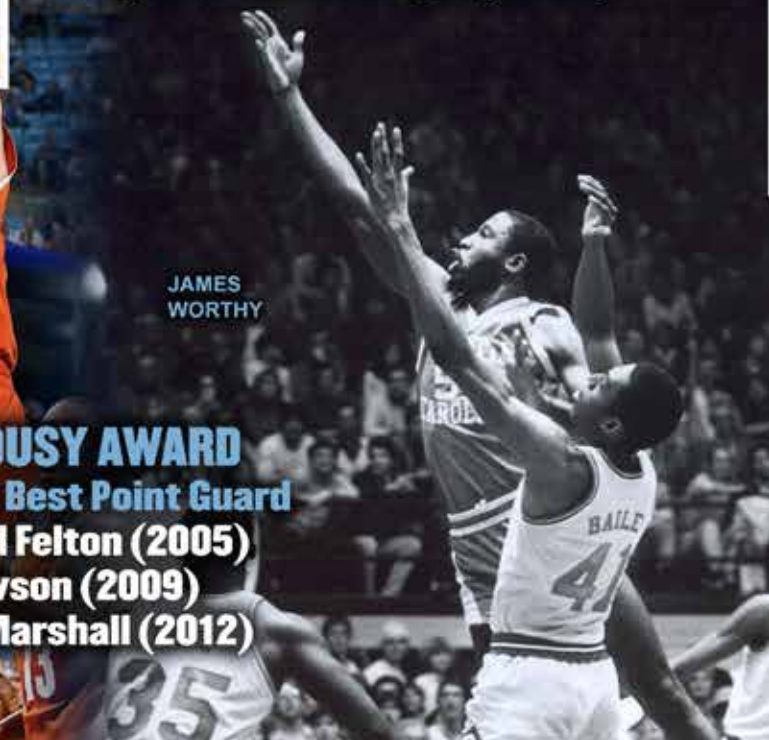
BOB COUSY AWARD

as Nation's Best Point Guard

Raymond Felton (2005)

Ty Lawson (2009)

Kendall Marshall (2012)




TAR HEEL STANDOUTS

UNC's ACC PLAYERS OF THE YEAR

- Lennie Rosenbluth (1957)
- Pete Brennan (1958)
- Lee Shaffer (1960)
- Billy Cunningham (1965)
- Larry Miller (1967, 1968)
- Mitch Kupchak (1976)
- Phil Ford (1978)
- Michael Jordan (1984)
- Antawn Jamison (1998)
- Joseph Forte (2001)
- Tyler Hansbrough (2008)
- Ty Lawson (2009)
- Tyler Zeller (2012)



MICHAEL JORDAN



PHIL FORD



RETIRED JERSEYS

JACK COBB

The Cobb File

- 1926 National Player of the Year
- UNC's first three-time, first-team All-America
- Helped lead Carolina to the 1924 Helms Foundation national championship



#20 GEORGE GLAMACK



The Glamack File

- 1940 and 1941 National Player of the Year
- 1940 and 1941 first-team All-America
- Nicknamed "The Blind Bomber"



**#10 LENNIE
ROSENBLUTH**



The Rosenbluth File

- 1957 National Player of the Year
- Led the Tar Heels to the '57 NCAA championship
- Carolina's single-season (28.0 ppg in 1956-57) and career (26.9) scoring average leader



**#12 PHIL
FORD**



The Ford File

- 1978 National Player of the Year
- Three-time first-team All-America
- Second-leading scorer in Carolina history and a 1976 Olympic gold medalist

RETIRED JERSEYS

#52 JAMES
WORTHY



The Worthy File

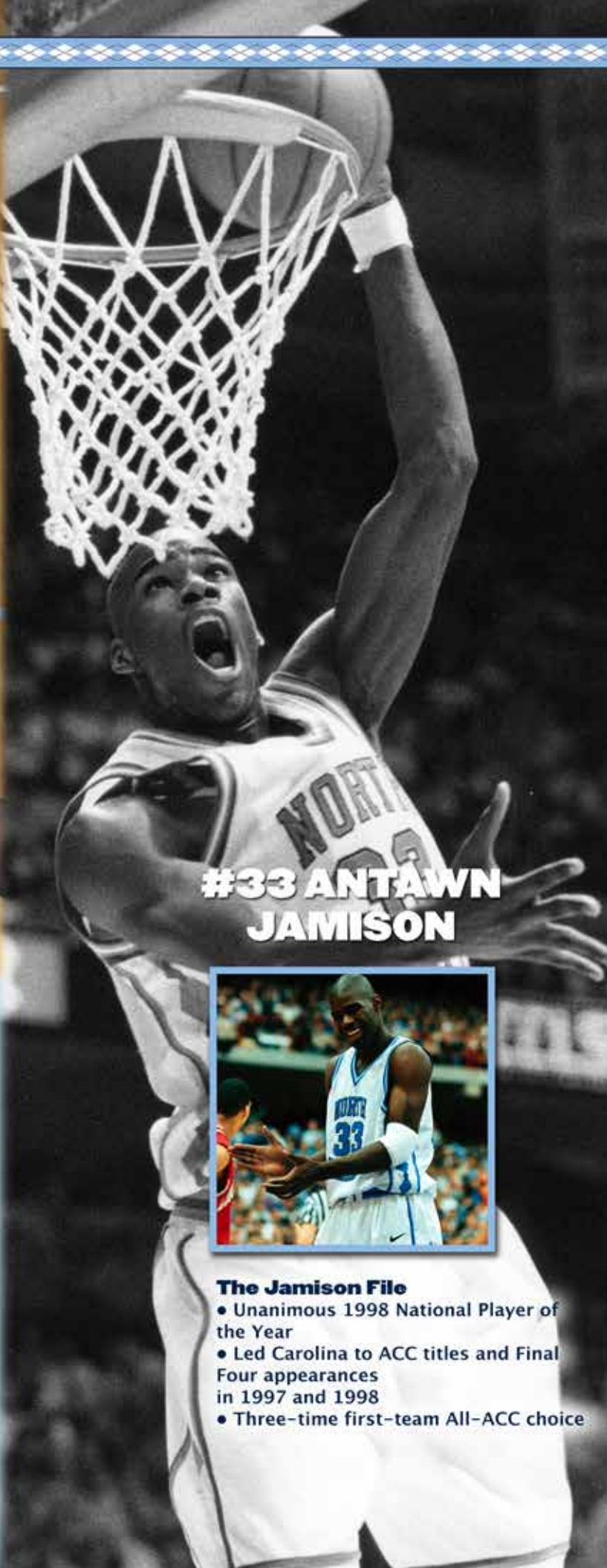
- 1982 National Player of the Year
- Naismith Hall of Fame
- Most Outstanding Player of 1982 Final Four, leading UNC to '82 NCAA championship

#23 MICHAEL
JORDAN



The Jordan File

- 1983 and 1984 National Player of the Year
- Naismith Hall of Fame
- Named ESPN's Greatest Athlete of the 20th Century
- Hit the winning shot in 1982 NCAA title game



**#33 ANTAWN
JAMISON**



The Jamison File

- Unanimous 1998 National Player of the Year
- Led Carolina to ACC titles and Final Four appearances in 1997 and 1998
- Three-time first-team All-ACC choice



**#50 TYLER
HANSBROUGH**



The Hansbrough File

- 2008 National Player of the Year
- Four-time first-team All-America and All-ACC pick
- Led the Tar Heels to the 2009 NCAA championship
- ACC's all-time leading scorer

Brice Johnson



Joseph Forte

JERSEYS IN THE RAFTERS


Criteria for Retired and Honored Jerseys

✓ Retired


- National Player of the Year (Associated Press, NABC, USBWA, The Sporting News, Wooden Award, Naismith Award)

✓ Honored

- ACC Player of the Year
- First- or second-team All-America
- Most valuable player of NCAA Tournament winning team (as voted by coaches and teammates)
- Most Outstanding Player of the NCAA Final Four
- Olympic gold medalist



Charles Scott



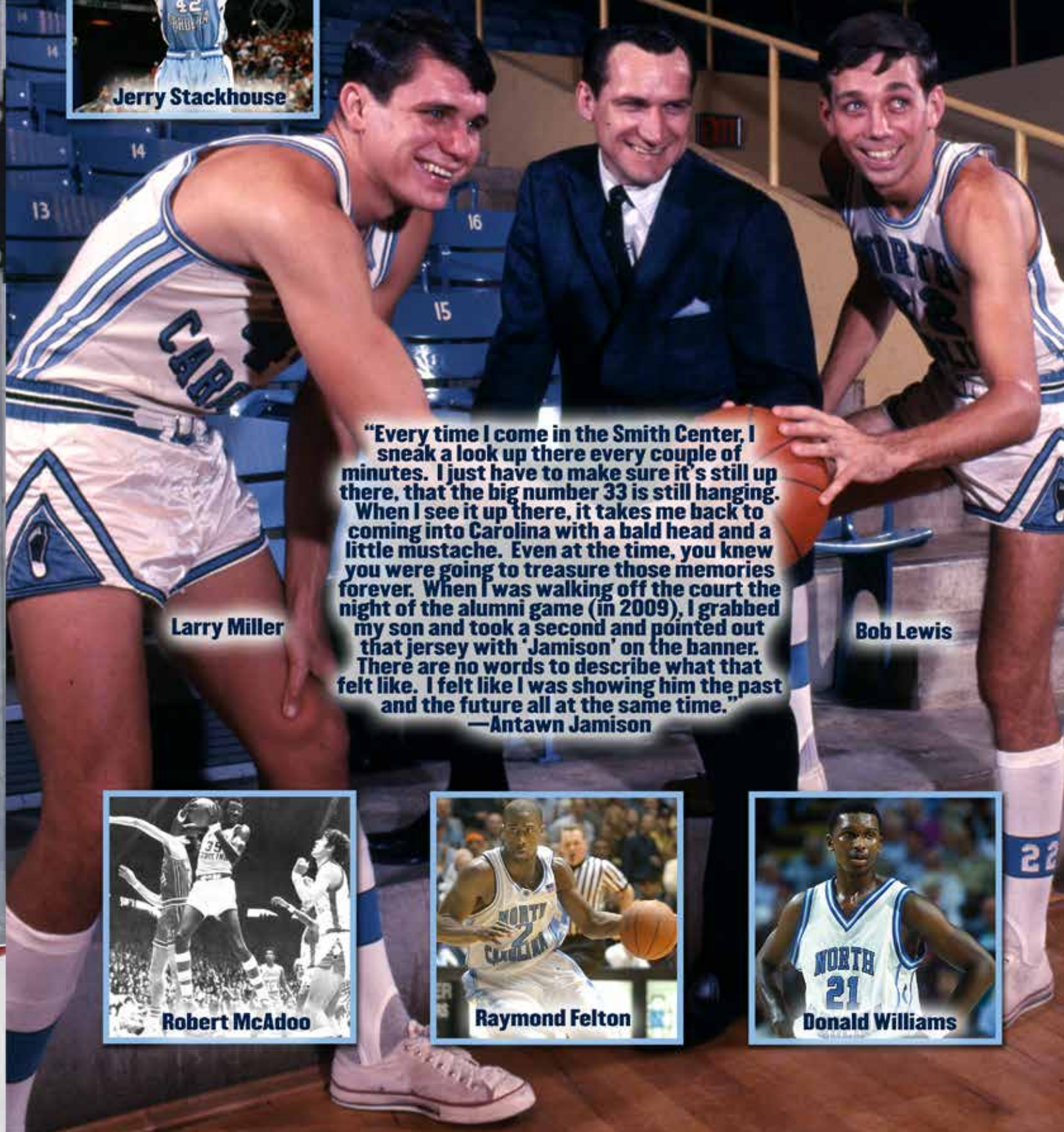
Billy Cunningham



Rasheed Wallace




Jerry Stackhouse




Larry Miller

“Every time I come in the Smith Center, I sneak a look up there every couple of minutes. I just have to make sure it’s still up there, that the big number 33 is still hanging. When I see it up there, it takes me back to coming into Carolina with a bald head and a little mustache. Even at the time, you knew you were going to treasure those memories forever. When I was walking off the court the night of the alumni game (in 2009), I grabbed my son and took a second and pointed out that jersey with ‘Jamison’ on the banner. There are no words to describe what that felt like. I felt like I was showing him the past and the future all at the same time.”
—Antawn Jamison


Bob Lewis



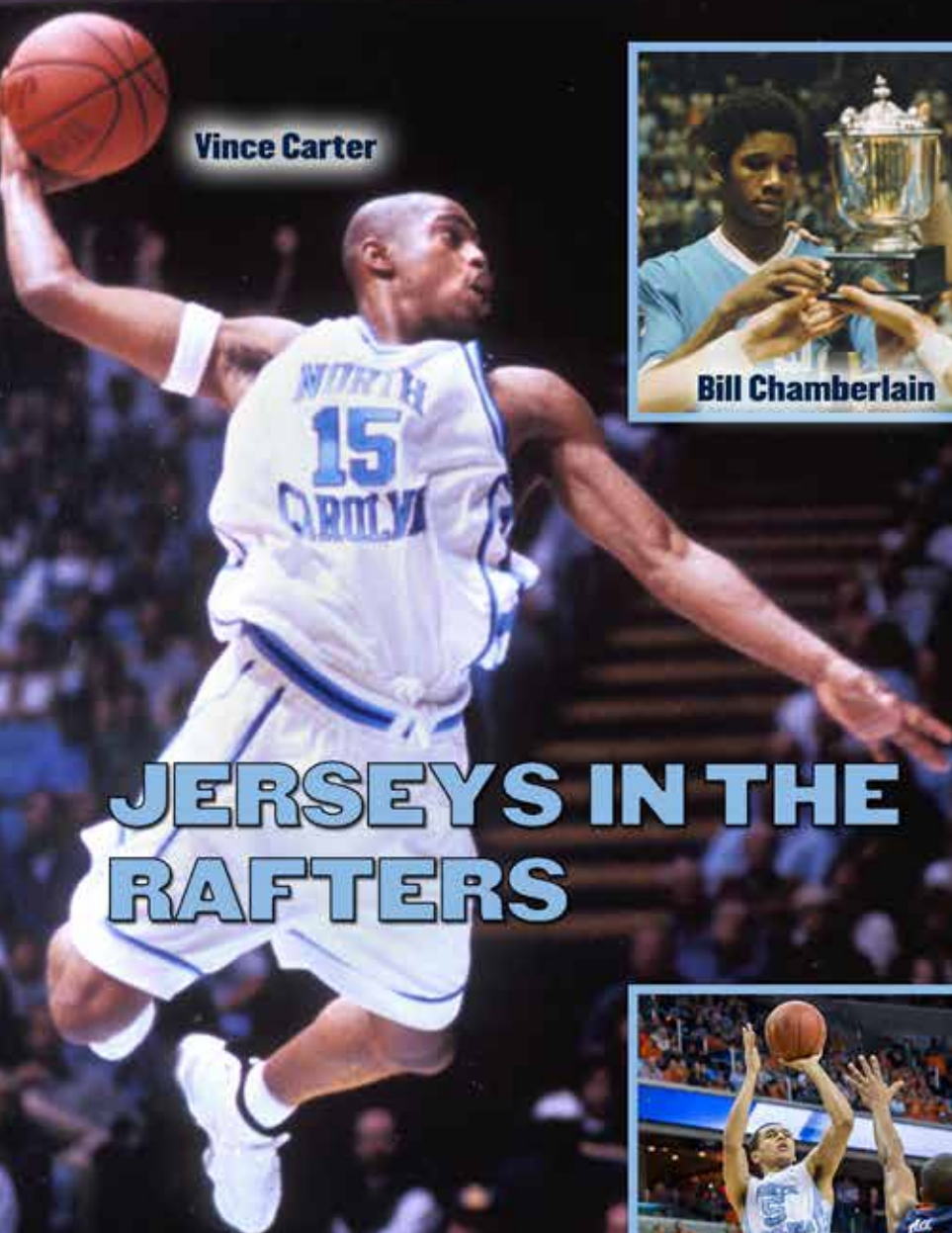
Robert McAdoo




Raymond Felton



Donald Williams



Vince Carter




Bill Chamberlain

JERSEYS IN THE RAFTERS



Marcus Paige



Brad Daugherty

Carolina's Honored Jerseys


- Cartwright Carmichael ('24)
- #00 · Eric Montross ('94)
- #00 · Brendan Haywood ('01)
- #2 · Raymond Felton ('06)
- #5 · Ty Lawson ('09)
- #5 · Marcus Paige ('16)
- #8 · Jim Jordan ('46)
- #11 · Larry Brown ('63)
- #11 · Brice Johnson ('16)
- #12 · Lee Shaffer ('60)
- #13 · John Dillon ('48)
- #15 · Vince Carter ('98)
- #21 · Mitch Kupchak ('76)
- #21 · Donald Williams ('95)
- #22 · York Larese ('61)
- #22 · Bob Lewis ('67)
- #22 · Wayne Ellington ('09)
- #24 · Walter Davis ('77)
- #30 · Al Wood ('81)
- #30 · Kenny Smith ('87)
- #30 · Rasheed Wallace ('95)
- #31 · Bill Chamberlain ('72)
- #31 · Mike O'Koren ('80)
- #32 · Billy Cunningham ('65)
- #32 · Rashad McCants ('05)
- #33 · Charles Scott ('70)
- #34 · Bobby Jones ('74)
- #34 · J.R. Reid ('89)
- #34 · George Lynch ('93)
- #35 · Pete Brennan ('58)
- #35 · Doug Moe ('61)
- #35 · Robert McAdoo ('72)
- #40 · Tommy Kearns ('58)
- #40 · Joseph Forte ('01)
- #40 · Harrison Barnes ('12)
- #41 · Sam Perkins ('84)
- #42 · Brad Daugherty ('86)
- #42 · Jerry Stackhouse ('95)
- #42 · Sean May ('05)
- #44 · Larry Miller ('68)
- #44 · Dennis Wuycik ('72)
- #44 · Tyler Zeller ('12)
- #45 · Tommy LaGarde ('77)

"The success of the Carolina point guard comes from the fact that he understands how to play with people and still be an individual.


"A lot of times it's difficult for a point guard to be an individual. Sometimes it's tough for them to be part of the team. Carolina gears you to think, and it becomes easy to be both."

—Kenny Smith


Harrison Barnes




Kenny Smith



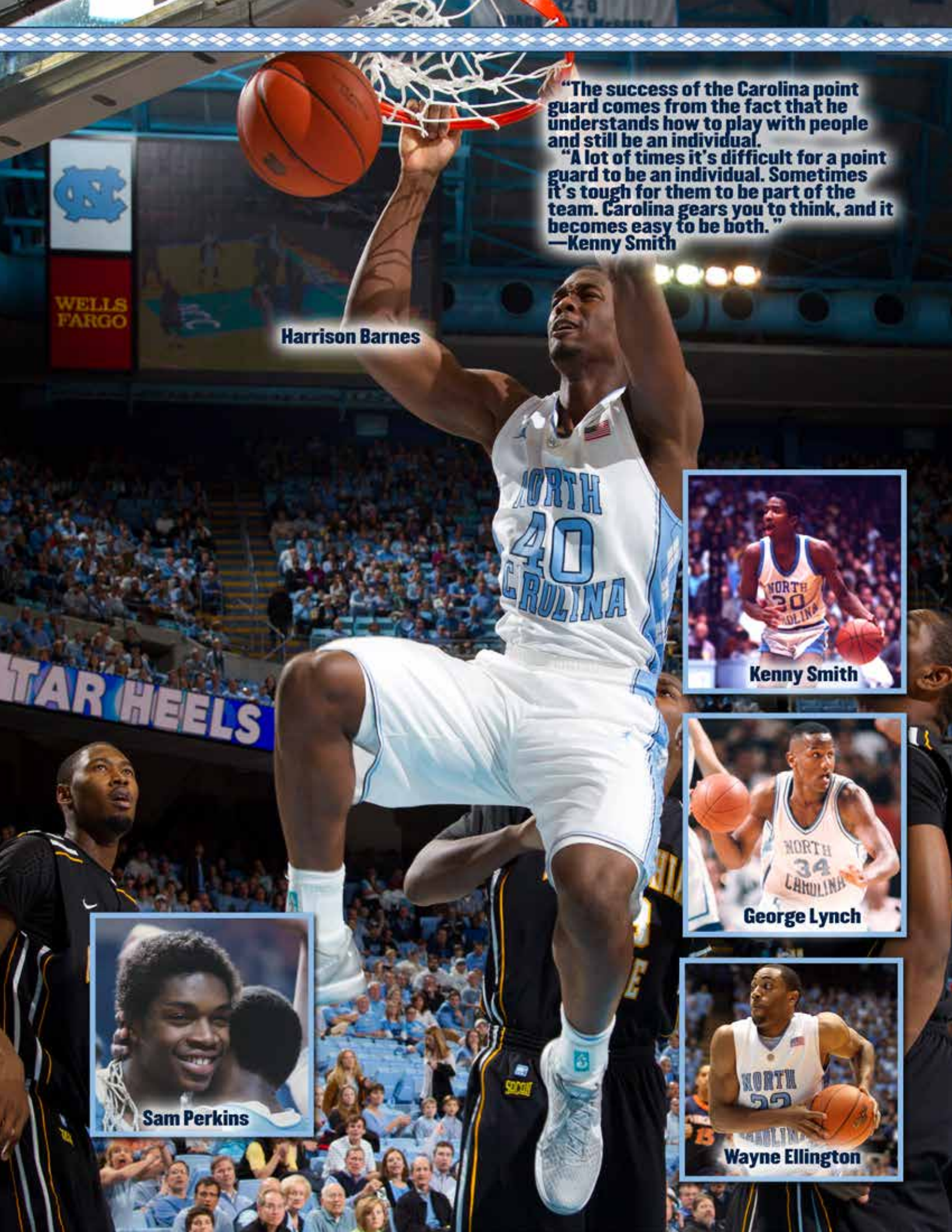
George Lynch



Wayne Ellington



Sam Perkins



WELLS
FARGO

STAR HEELS

CAROLINA BASKETBALL TIMELINE



George Glamack won National Player of the Year honors in 1940 and '41.

Jan. 27, 1911: Carolina defeats Virginia Christian, 42-21, in first game. Marvin "Philly" Ritch, considered the Father of UNC Basketball, is the team's first captain and leading scorer.

Feb. 22, 1913: Carolina plays the North Carolina College of Agricultural and Mechanic Arts (NC State) for the first time in any sport since 1906. The Tar Heels lost that first encounter, 26-18. The teams would not play again until the 1919 state championship.

Dec. 29, 1913: Meb Long, UNC's first great scorer, scored 23 points in a win over the Charlotte YMCA. Long became the first Tar Heel to score 20 points in a game. Two weeks earlier, Meb and Cyrus Long became the first brothers to play basketball for UNC.

Feb. 19, 1914: Ben Edwards plays for Guilford in a 38-13 Tar Heel victory. Earlier in the year, Edwards played in six games for Carolina, thus becoming the first and only player to play for and against the Tar Heels in the same season.

Feb. 20, 1915: Lynchburg YMCA wins 63-20, the most lopsided loss in UNC history.

Jan. 24, 1920: Billy Carmichael scored 16 points in a 36-25 win over Trinity in the first-ever basketball game between the two schools located eight miles apart. Carmichael led the team in scoring in 1919-20 (10.8 ppg) and was later the University's controller and acting president. Carmichael Auditorium is named in his honor.

Feb. 26, 1921: Cartwright Carmichael scored 15 points in a win over Virginia and sets UNC's single-season scoring record, surpassing Meb Long. Carmichael would finish the season with 286 points.

Feb. 28, 1922: Cartwright Carmichael and Monk McDonald lead UNC to a 40-26 win over Mercer for the Southern Conference Tournament title.

Feb. 29, 1924: En route to an undefeated season the Tar Heels play and beat Kentucky for the first time, a 41-20 win in the first round of the Southern Conference Tournament in Atlanta. Jack "Sprat" Cobb scored 17 points.

March 4, 1924: Jack Cobb's 15 points almost single-handedly outscored Alabama in a 26-16 win in the Southern Conference title game. UNC finishes 26-0 and the Helms Foundation later selects Carolina as national champions. Cobb leads all scorers with a single-season school record 353 points. Cobb, Cartwright Carmichael and Monk McDonald combine to average 28 of UNC's 36.9 points per game.

Jan. 24, 1925: John Purser scores 10 points to lead UNC to a 25-21 win at Duke's Memorial Gymnasium. It was the first game ever played between North Carolina and Duke as the school formerly known as Trinity changed its name less than four weeks prior to the game.

Feb. 12, 1925: Head cheerleader Vic Hugins introduces Rameses, the school's first ram mascot, at halftime of UNC's 28-27 loss to South Carolina.

Feb. 18, 1926: A 17-8 loss to NC State marks the fewest points in UNC history, but two weeks later, Carolina beats Mississippi State to win the Southern Conference Tournament.

Feb. 27, 1932: Virgil Weathers' basket with less than 30 seconds to play gives Carolina a 43-42 win over Adolph Rupp's top-seeded Kentucky in the second round of the Southern Conference Tournament. It would prove to be the final time the two schools played one another as members of the same conference.

1933-34: The first season in which Carolina wore numbers on its jerseys. Also, Dave Mc-

Cahren was captain, marking the first of four brothers from Charlotte (Jim 1936, Bill 1939 and George 1943) to captain the team.

Jan. 15, 1936: NYU beats the Tar Heels, 55-33, in Carolina's first game in Madison Square Garden.

March 7, 1936: Trailing 42-30 with less than 10 minutes to play, the Tar Heels go on a 20-3 run to defeat Washington & Lee 50-45 to win the Southern Conference Tournament. The game was called the greatest comeback in the history of Southern basketball. Andy Bershak, who won All-America honors in football, scored the go-ahead basket and led UNC with 15 points.

Feb. 10, 1941: Two-time All-America George Glamack scores a record 45 points in a 76-53 win over Clemson. Later that year, UNC loses to Pittsburgh and Dartmouth in first-ever NCAA Tournament appearance.

March 21, 1946: 57-49 win over NYU in Madison Square Garden is Carolina's first in the NCAA Tournament. Five days later, Oklahoma A&M beats UNC, 43-40, in NCAA championship game. "Hook" Dillon scores 16 for Tar Heels in title game, but Bob Kurland leads A&M with 23.

Dec. 3, 1951: 100-57 win over Furman marks the first of 169 games in which Carolina scores 100 or more points. The Tar Heels are 151-18 in those games.

Feb. 29, 1952: Duke's Dick Groat scores 48, Bernie Jernicki grabs 31 rebounds in a 94-64 Blue Devil win.

Dec. 1, 1952: Frank McGuire Era begins with 70-50 win over The Citadel. McGuire

**NCAA DIVISION I LEADERS IN ALL-TIME WINS
(entering the 2016-17 season)**

No.	School	1st Season	Yrs.	Won	Lost	Tied	Pct.
1.	Kentucky	1903	113	2,205	682	1	.764
2.	Kansas	1899	118	2,185	836	0	.723
3.	North Carolina	1911	106	2,173	774	0	.737
4.	Duke	1906	111	2,087	864	0	.707
5.	Syracuse	1901	115	1,943	865	0	.692
6.	Temple	1895	120	1,870	1,037	0	.643
7.	UCLA	1920	97	1,818	819	0	.689
8.	Notre Dame	1898	111	1,819	984	1	.649
9.	St. John's (NY)	1908	109	1,801	980	0	.648
10.	Louisville	1912	102	1,780	892	0	.666

**NCAA DIVISION I LEADERS IN ALL-TIME WINNING PERCENTAGE
(entering the 2016-17 season)**

No.	School	1st Season	Yrs.	Won	Lost	Tied	Pct.
1.	Kentucky	1903	113	2,205	682	1	.764
2.	North Carolina	1911	106	2,173	774	0	.737
3.	Kansas	1899	118	2,185	836	0	.723
4.	Duke	1906	111	2,087	864	0	.707
5.	UNLV	1959	58	1,185	500	0	.703
6.	Syracuse	1901	115	1,943	865	0	.692
7.	UCLA	1920	97	1,818	819	0	.689
8.	Louisville	1912	102	1,780	892	0	.666
9.	Western Ky.	1915	97	1,729	884	0	.662
10.	Arizona	1905	111	1,737	918	1	.654

CAROLINA'S FINAL NATIONAL POLL RANKINGS

Year	Media Poll (Started 1949)	Coaches Poll (Started 1951)
1955-56	13th	11th
1956-57	1st	1st
1957-58	13th	12th
1958-59	9th	6th
1959-60	Not Ranked	14th
1960-61	5th	6th
1966-67	4th	3rd
1967-68	4th	4th
1968-69	4th	2nd
1970-71	13th	13th
1971-72	2nd	2nd
1972-73	11th	12th
1973-74	12th	8th
1974-75	9th	10th
1975-76	8th	6th
1976-77	5th	3rd
1977-78	16th	10th
1978-79	9th	3rd
1979-80	15th	15th
1980-81	6th	6th
1981-82	1st	1st
1982-83	8th	8th
1983-84	1st	1st
1984-85	7th	7th
1985-86	8th	8th
1986-87	2nd	3rd
1987-88	7th	8th
1988-89	5th	4th
1990-91	4th	4th
1991-92	18th	12th
1992-93	4th	1st
1993-94	1st	9th
1994-95	4th	3rd
1995-96	25th	24th
1996-97	4th	4th
1997-98	1st	3rd
1998-99	13th	18th
1999-00	Not Ranked	11th
2000-01	6th	10th
2003-04	18th	22nd
2004-05	2nd	1st
2005-06	10th	14th
2006-07	4th	tied 5th
2007-08	1st	3rd
2008-09	2nd	1st
2010-11	7th	8th
2011-12	4th	6th
2013-14	19th	21st
2014-15	15th	12th
2015-16	3rd	2nd

would post a 164-58 record in nine seasons.

Dec. 12, 1953: 82-56 win over South Carolina is UNC's first ACC game and win.

Feb. 8, 1954: Virginia's Buzz Wilkinson scores 48 in 83-69 Wahoo win, most points ever vs. UNC in an ACC game.

March 4, 1954: UNC loses first-ever ACC Tournament game, 52-51, to eventual champion NC State.

Dec. 14, 1955: Lennie Rosenbluth scores 29 as 16th-ranked Carolina beats fifth-ranked Alabama, 99-77, in UNC's first game as ranked team in AP poll.

Jan. 14, 1956: Rosenbluth ties UNC record with 45 points in a 103-99 win at Clemson. The Bronx native goes 15 for 23 from the floor and 15 for 24 from the line.

Feb. 24, 1956: Rosenbluth has 31 points and 14 boards in 73-65 win over Duke that clinches UNC's first-ever ACC regular-season title. Tar Heels, 11-3 in ACC, get first ACC Tournament win (over Virginia in quarterfinal), but are upset by No. 20 Wake Forest in semifinals.

Dec. 4, 1956: Rosenbluth sets UNC scoring record with 47 in season-opening win over Furman. Rosenbluth makes 20 of 37 shots from the floor and adds 17 rebounds.

Dec. 29, 1956: Carolina beats Wake Forest, 63-55, to win Dixie Classic for first time, one of four UNC wins that year over the Deacons (by a combined 18 points).

Jan. 30, 1957: Tar Heels beat Western Carolina, 77-59, in UNC's first-ever game as the No. 1-ranked team in the nation (poll released Jan. 22).

Feb. 5-9, 1957: Rosenbluth scores eight of UNC's extra-session points in double-overtime win at Maryland followed by a 75-73 win over Duke as Tommy Kearns hits two free throws in the final minute to keep their unbeaten streak alive.

March 1, 1957: Rosenbluth scores 40 at Duke to cap perfect 14-0 ACC record. Rosenbluth, the National Player of the Year, sets UNC record averaging 28.0 points for the season.

March 7-9, 1957: Carolina wins first ACC Tournament title with wins over Clemson, Wake Forest, and South Carolina. Rosenbluth has 45 in



Jan. 13, 1964: Billy Cunningham has 40 points and 28 rebounds against Maryland, one of his 40 consecutive double-doubles.

first round over Tigers and hits three-point play to beat Deacs in semifinals. The 45 points stand today as the ACC Tournament single-game record.

March 22, 1957: Pete Brennan sends national semifinal vs. Michigan State into second overtime with four seconds left and UNC wins, 74-70 in triple overtime. Rosenbluth (31) and Bob Cunningham (19) lead the Tar Heels.

March 23, 1957: No. 1 Carolina beats No. 2 Kansas, 54-53, in another triple overtime classic. Kearns jumps center against 7-0 All-America center Wilt Chamberlain. Rosenbluth scores 20, but fouls out in regulation. UNC center Joe Quigg hits the winning free throws with six seconds left in the third OT and Carolina caps perfect 32-0 season as national champions.

Dec. 21, 1957: Jerry West leads eighth-ranked West Virginia to 75-64 win over No. 1 Carolina in the finals of the Kentucky Invitational, ending UNC's 37-game win streak.

Jan. 14, 1959: Third-ranked UNC beats No. 1 NC State, 72-68, the first of an NCAA record 11 wins over No. 1 ranked teams.

Dec. 29, 1959: York Larese sets ACC record in 75-53 win over Duke by making 21 free throw attempts.

Dec. 2, 1961: Bryan McSweeney and Jim Hudock each score 20, and Larry Brown has 12 points and eight rebounds as Carolina beats Virginia, 80-46, in Dean Smith's first game as head coach.



March 23, 1957: Lennie Rosenbluth and the Tar Heels beat Wilt Chamberlain and Kansas for Carolina's first NCAA title.

CAROLINA BASKETBALL TIMELINE

Dec. 17, 1962: Yogi Poteet scores 17 and Billy Cunningham grabs 17 rebounds in Dean Smith's first of 13 wins against Kentucky (against only three losses), a 68-66 victory in Lexington.

Jan. 13, 1964: Cunningham scores 40 and has 28 rebounds in 97-88 win over Maryland, one of the Kangaroo Kid's 40 consecutive double-doubles.

Dec. 7, 1964: Bob Lewis and Cunningham score 23 and 22 points, respectively, and Carolina beats 11th-ranked Kentucky, 82-67, in Charlotte, Dean Smith's first win over a ranked opponent.

Dec. 4, 1965: UNC beats William and Mary, 82-68, in the first game played at Carmichael Auditorium.

Dec. 16, 1965: Lewis scores a UNC-record 49 points in 115-80 win over Florida State, a mark that stands today. Lewis goes 18 of 25 from the floor and 13 of 16 from the line. He averages 27.4 points that year, second-best ever by a Tar Heel.

March 4, 1966: Mike Lewis hits a free throw to break a 20-all tie and give second-ranked Duke a 21-20 win in the ACC semifinals. John Yokley and Duke's Steve Vacendak share game-scoring honors with six points. Only a combined 36 field goal attempts were taken in a classic delay game. The Blue Devils led 7-5 at halftime.

March 11, 1967: Carolina had won the ACC regular-season title for the first time under Dean Smith, then beat Duke for the third time, 82-73, to win Smith's first ACC Tournament crown. MVP Larry Miller had 32 points and Lewis added 26.

March 17, 1967: Fourth-ranked Carolina beats No. 5 Princeton for Dean Smith's first NCAA Tournament win. Lewis earns regional MVP honors as UNC beats Boston College the next day to advance to the Final Four, where they lose to Dayton in the national semifinal.

Feb. 21, 1968: Rusty Clark sets UNC record with 30 rebounds in a win over Maryland.

March 2, 1968: Third-ranked UNC had already clinched its second straight ACC reg-

FOUR-YEAR STARTERS (since 1972-73)

Player	Seasons
Walter Davis	1974-77
Phil Ford	1975-78
Mike O'Koren	1977-80
Sam Perkins	1981-84
Brad Daugherty	1983-86
Kenny Smith	1984-87
Jeff Lebo	1986-89
Ademola Okulaja	1996-99
Jason Capel	1999-2002
Kris Lang	1999-2002
Tyler Hansbrough	2006-09
Marcus Paige	2013-16

FIRST-GAME STARTERS (since 1972-73)

The following Carolina players started their first game as freshmen:

Name	Season
Phil Ford	1974-75
Mike O'Koren	1976-77
James Worthy	1979-80
Michael Jordan	1981-82
Kenny Smith	1983-84
J.R. Reid	1986-87
Pete Chilcutt	1987-88
Rick Fox	1987-88
Vince Carter	1995-96
Antawn Jamison	1995-96
Ed Cota	1996-97
Brendan Haywood	1997-98
Jason Capel	1998-99
Kris Lang	1998-99
Joseph Forte	1999-00
Adam Boone	2000-01
Jawad Williams	2001-02
Raymond Felton	2002-03
Sean May	2002-03
Rashad McCants	2002-03
Quentin Thomas	2004-05
Bobby Frasier	2005-06
Marcus Ginyard	2005-06
Tyler Hansbrough	2005-06
Wayne Ellington	2006-07
Brandan Wright	2006-07
Tyler Zeller	2008-09
Harrison Barnes	2010-11
Marcus Paige	2012-13
Nate Britt	2013-14
Justin Jackson	2014-15

ular-season title, but lose in triple overtime at 10th-ranked Duke, 87-86. Miller plays all 55 minutes and has 15 points and 15 rebounds.

March 9, 1968: Miller (21 points) earns his second ACC Tournament MVP in a row as Carolina beats NC State, 87-50, still the largest margin in ACC championship game history.

March 15-16, 1968: Fourth-ranked Tar Heels beat No. 3 St. Bonaventure and No. 8 Davidson behind regional MVP Clark to advance to Final Four. Clark has 22 points and 17 rebounds in regional final. Tar Heels beat Ohio State in Final Four, but fall to Lew Alcindor and UCLA, 78-55, for national title.

Feb. 26, 1969: Bill Bunting leads balanced effort with 14 points as Tar Heels beat South Carolina to wrap up third straight ACC regular-season title.


March 8, 1969: Charles Scott scores 40 points, 29 in the second half, as Carolina beats Duke, 85-74 in ACC title game. Duke leads by nine at the half, but Scott sets ACC championship game scoring record and wins MVP honors.

March 15, 1969: Scott hits the game-winning jumper at the buzzer to beat Lefty Driesell's Davidson Wildcats, 87-85, to win NCAA East Regional and advance to third consecutive Final Four. Carolina loses to Purdue behind Rick Mount's 36 points.

Jan. 17, 1970: Scott scores 43 in 91-90 loss to Wake Forest. Later that year, the ACC's leading scorer and co-Male Athlete of the Year scores 41 points in ACC Tournament loss to Virginia. Scott averages 27.1 points, the third-highest mark by a Tar Heel.

March 13, 1971: South Carolina beats UNC, 52-51, on a Tom Owens lay-up at the buzzer in the ACC championship game. Owens' basket followed a jump ball with just three seconds to play. Lee Dedmon shared MVP honors as a member of the second-place team.

March 27, 1971: Bill Chamberlain scores 34 points and has 10 rebounds as UNC beats Georgia Tech, 84-66, to win the NIT. The Tar Heels also beat Julius Erving and Massachusetts



March 15, 1969: Charles Scott hits a jump shot to beat Davidson and send Carolina to a third consecutive Final Four.

in the first round, Providence and Duke (in the semifinal), all in Madison Square Garden.

Jan. 29, 1972: A 92-72 win over Maryland is Carolina's 1,000th victory. The Terps won the rematch in overtime, but Carolina won the rubber match, 73-59, to win the ACC Tournament. MVP Robert McAdoo averaged 15 points in the Tournament and Dennis Wuycik scored 24 in the championship game.

March 18, 1972: Second-ranked Carolina beats No. 3 Penn, 73-59, to advance to the Final Four. Wuycik (18), McAdoo (17) and George Karl (16) lead Carolina past the Quakers. McAdoo has 24 points and 15 rebounds in Final Four loss to Florida State, but fouled out with 13 minutes to play. McAdoo declares for the NBA after his junior year, his only year as a Tar Heel, and was selected No. 1 in the NBA Draft.

Jan. 19, 1974: All-America Bobby Jones steals the ball and drives the length of the floor for a game-winning lay-up as time expires in 73-71 win at Duke.

March 2, 1974: Freshman Walter Davis banks in a 35-footer at the buzzer to send the game to overtime, where the Tar Heels beat Duke, 96-92. Carolina trails the Blue Devils by eight points with 17 seconds to play in regulation, but UNC rallies behind Jones, who had four points and a steal.

March 6-8, 1975: Phil Ford becomes first freshman to win ACC Tournament MVP honors

MILESTONE WINS IN CAROLINA BASKETBALL HISTORY

Victory No.	Score	Opponent, Date
1	42-21	Virginia Christian, Jan. 27, 1911
100	29-23	at Duke, March 7, 1922
200	45-14	Salisbury YMCA, Dec. 10, 1927
300	24-23	at Virginia, Jan. 29, 1934
400	42-38	at Asheboro McCrary Eagles, Dec. 30, 1939
500	55-28	NC State in Southern Conf. Tournament, Feb. 22, 1945
600	64-42	South Carolina, Jan. 18, 1950
700	63-55	Wake Forest in Dixie Classic, Dec. 29, 1956
800	100-71	Virginia at Greensboro, N.C., Jan. 13, 1962
900	82-54	Georgia Tech at Charlotte, N.C., Jan. 27, 1968
1,000	92-72	Maryland, Jan. 29, 1972
1,100	79-74	Georgia Tech at Charlotte, N.C., Feb. 6, 1976
1,200	73-70 (OT)	Rutgers at Madison Square Garden, Feb. 14, 1980
1,300	64-51	St. John's at Madison Square Garden, Dec. 29, 1983
1,400	96-80	Clemson, Feb. 21, 1987
1,500	92-70	NC State, Feb. 7, 1991
1,600	90-67	Pittsburgh, Nov. 29, 1994
1,700	60-45	Virginia, Feb. 11, 1998
1,800	68-65	Connecticut, Jan. 18, 2003
1,900	77-61	Georgia Tech, Jan. 20, 2007
2,000	69-62	Miami, March 2, 2010
2,100	84-51	UNC Wilmington, Dec. 31, 2013
1st ACC win	82-56	South Carolina, Dec. 12, 1953
1st ACC Tournament win	81-77	Virginia at Raleigh, N.C., March 1, 1956
1st ACC Championship	95-75	South Carolina at Raleigh, N.C., March 9, 1957
1st NCAA Tournament win	57-49	NYU at Madison Square Garden, March 21, 1946
1st NCAA championship	54-53 (3 OT)	Kansas at Kansas City, Mo., March 23, 1957
Dean Smith's 1st win	80-46	Virginia, Dec. 2, 1961
Dean Smith's 877th win	73-56	Colorado at Winston-Salem, N.C., March 15, 1997
Dean Smith's last win	97-74	Louisville at Syracuse, N.Y., March 23, 1997
Bill Guthridge's 1st win	84-56	Middle Tennessee State, Nov. 14, 1997
600th ACC win	68-53	Wake Forest, Jan. 31, 2012
Roy Williams' 1st win	90-64	Old Dominion, Nov. 22, 2003
Roy Williams' 1st NCAA title	75-70	Illinois at St. Louis, Mo., April 4, 2005
Roy Williams' 2nd NCAA title	89-72	Michigan State at Detroit, Mich., April 6, 2009
Roy Williams' 750th win	87-78	Arkansas in Jacksonville, Fla., March 21, 2015
1st win in Carmichael Auditorium	82-68	William and Mary, Dec. 4, 1965
Last win in Carmichael Auditorium	80-72	William and Mary, March 16, 2010
1st win in Smith Center	95-92	Duke, Jan. 18, 1986

after leading Carolina to the title with 70-66 victory over defending NCAA champion NC State and David Thompson. Tar Heels beat Wake Forest, 101-100, in overtime in the quarterfinal after trailing by eight points with 50 seconds to play. Brad Hoffman sends the game into overtime with a 12-foot jumper with two seconds to go. Ford scores 29 and UNC needs overtime again to knock out Clemson in semis, then scores 24 in title game win over Norm Sloan's Wolfpack.

Feb. 14, 1976: Mitch Kupchak has 35 points and 21 rebounds and Davis has 26 points, 11 boards and six steals as Carolina works four overtimes to beat Tulane, 113-106, in the Louisiana Superdome. It is the longest game in Carolina history.

March 5, 1977: Ford scores 26 and freshman Mike O'Koren adds 21 as Carolina returns the favor from a year before, beating Virginia, 75-69, in the ACC final. Tournament MVP John Kuester handles the ball after Ford fouls out with 5:45 to play and goes 6 for 6 from the line. Ford scores 19 of his 26 in the first half.

March 17, 1977: Ford hyper-extends his right elbow, but scores 29 points, including the winning free throw with two seconds left in 79-77 win over Notre Dame (on St. Patrick's Day) in the NCAA East Regional semifinal.

March 19, 1977: Davis, playing with a broken finger on his shooting hand, scores 21 points as fifth-ranked UNC beats No. 13 Ken-

tucky, 79-72, to reach the Final Four.

March 26, 1977: O'Koren scores 31 as Tar Heels edge No. 4 UNLV, 84-83, in national semifinal. Carolina loses a second-half lead and the championship two days later to Al McGuire's Marquette Warriors, 67-59.

Jan. 7, 1978: The Tar Heels set an NCAA field goal percentage record by making 16 of 17 shots from the floor in the second half. Carolina shoots 94.1 percent in second half of 76-61 victory over Virginia.

Feb. 25, 1978: Ford scores a career-high 34 points on 13 of 19 shooting from the floor in his final game at Carmichael Auditorium, an 87-83 win over Duke. Ford clinches third straight ACC regular-season title with two free throws with six seconds left.

Dec. 16, 1978: O'Koren's 18 points and six assists out-duels "Magic" Johnson's 18 points, six assists and eight turnovers in UNC's 70-69 win over No. 3 Michigan State. The Spartans went on to win the 1979 NCAA title.

Jan. 17, 1979: Dudley Bradley steals the ball from Clyde Austin and dunks home the game-winner with seconds to play in a 70-69 win over NC State in a game that stuns the Reynolds Coliseum crowd. Carolina led 40-19, but the Pack came back to take the lead before Bradley's heroics.

Feb. 24, 1979: Carolina holds the ball in the first half and fails to score as Duke leads, 7-0, at intermission. The Tar Heels wait 12:25 into the game before attempting a shot. Both teams score 40 in the second half and Duke wins, 47-40, in one of the most famous delay games ever played.

March 3, 1979: One week after the 47-40 game in Durham, No. 7 Carolina beats No. 5 Duke, 71-63, in ACC Tournament final. Bradley, the MVP, had 16 points, seven steals and four assists. O'Koren led with 18 points.

March 11, 1979: ACC champion Tar Heels, ranked No. 3 in the nation, are upset by Penn. 72-71, in Raleigh in the NCAA Tournament. Quaker forward Tony Price scores 25. Duke loses to St. John's the same day in what was dubbed "Black Sunday."

Jan. 12, 1980: Al Wood scores 20 and Dave Colescott adds 18 as 15th-ranked Tar Heels knock off No. 1 Duke at Cameron.

March 7, 1981: Carolina shoots 63 percent in the second half and beats Maryland, 61-60, in the ACC title game. James Worthy leads with 19. Jimmy Black's steal and lay-up give Carolina the lead for good. Perkins scores 22 in quarterfinal vs. NC State and 18 in semifinal vs. Wake Forest and becomes the second freshman to earn ACC Tournament MVP honors.

March 28, 1981: Senior forward Wood, who was the West Regional MVP after a 21-point, 17-rebound effort in Final 8 win over Kansas State, torches Virginia for 39 points in the Final Four. Wood sets a national semifinal scoring record by making 14 of 19 from the floor and 11 of 13 from the line. Perkins holds National Player of the Year Ralph Sampson to three field goals and 11 points.

March 30, 1981: Isiah Thomas has 23 points, five assists and four steals to lead Indiana past UNC, 63-50, in the NCAA championship game in Philadelphia. Wood leads Carolina with 18 points. The game tips off less than eight hours after an assassination attempt on President Ronald Reagan. The game is almost postponed due to the events in Washington, D.C.

Nov. 28, 1981: Michael Jordan scores 12 points in his debut with the top-ranked Tar Heels, a 74-67 win over Kansas.

Dec. 26, 1981: Worthy (26), Perkins (21) and Jordan (19) combine for 66 points as No. 1 Carolina beats No. 2 Kentucky, 82-69, in the N.J. Meadowlands. It's the only time the two schools that rank 1-2 in all-time victories will play as the top two ranked teams in the AP poll.

Jan. 9, 1982: In another 1 vs. 2 match-up, top-rated Carolina edges Virginia, 65-60, despite Sampson's 30 points and 19 rebounds. Worthy and Jordan combine for 33 points.

CAROLINA BASKETBALL TIMELINE

March 7, 1982: Leading 44-43 with 7:34 to play, Carolina spreads the floor and beats the Cavaliers, 47-45, for the ACC championship. Virginia shoots 67 percent from the floor, but only gets 33 field goal attempts. Worthy leads UNC with 16 points.

March 27, 1982: Perkins scores 25 points and grabs 10 rebounds and Jordan drops in 18 as UNC beats Houston, 68-63, in the Final Four semifinal in New Orleans. The Tar Heels shoot 59 percent from the floor.

March 29, 1982: Final Four MVP Worthy scores a game-high 28 points and Michael Jordan hits the game-winning shot with 17 seconds to play as Carolina beats Georgetown, 63-62, in one of the Final Four's greatest championship games. Worthy makes 13 of 17 shots from the floor and has three steals, including one at the end of the game that seals the victory. Jordan scores 16, and Georgetown's freshman center Patrick Ewing has 23 points and 11 rebounds. The win gives Dean Smith his first of two NCAA championships. The Tar Heels shot 61 percent in the second half (11 of 18).

Nov. 30, 1982: Defending NCAA champs drop their first two games against St. John's and Missouri but avoid an 0-3 start when Jordan comes up with a steal and a spinning, 24-foot jumper at the buzzer to send the Tulane game into OT. Tar Heels prevail, 70-68 in triple OT.

Jan. 15, 1983: Perkins scores 36 in Charlottesville and Tar Heels knock off second-ranked Virginia, 101-95.

Feb. 10, 1983: Top-ranked Carolina trails No. 3 Virginia by 16 points in the second half and by 10 with 4:12 to play, but pulls out an improbable 64-63 win, one of the most memorable ever in Carmichael Auditorium. Jordan's offensive rebound basket pulls the Tar Heels to within a point, then Jordan strips Rick Carlisle of the ball and slams home the go-ahead basket.

Feb. 12, 1984: Joe Klein scores 20 as Eddie Sutton's Arkansas Razorbacks upset No. 1 Carolina, 66-65, in Pine Bluff, Ark. Jordan scores 21 in defeat.

March 3, 1984: Playing his final home game, Doherty hits a runner in the lane that ties the game at the end of regulation and the Tar Heels beat Duke in two overtimes, 96-83, to preserve a perfect 14-0 mark in the ACC. Jordan and Perkins, also playing in their Carmichael finales, score 25 apiece and Steve Hale has 13 assists.

March 22, 1984: Freshman guard Steve Alford scores 27 points to lead unranked Indiana to a 72-68 win over No. 1 Carolina in the NCAA second round in Atlanta. Perkins scores 26 in his final game as a Tar Heel and finishes his career first at UNC in rebounding and second in scoring. Jordan battles foul trouble and an injured finger, scoring 13 points in just 26 minutes before fouling out. The Hoosiers shoot

69 percent (11 for 16) in the second half and 65 percent for the game.

Dec. 27, 1985: Ranzino Smith and Kevin Madden both score 17 points to lead nine players in double figures as Carolina scores a school-record 129 points in 129-45 win over Manhattan in Miami.

Jan. 4, 1986: Brad Daugherty scores 28 points in 90-79 win over NC State in the final regular-season game played in Carmichael Auditorium. The Tar Heels conclude play there with a 169-20 record.

Jan. 18, 1986: Hale scores 28 and Daugherty adds 23 and 11 rebounds as No. 1 Carolina beats No. 3 Duke, 95-92, in first game played in the Smith Center.

Feb. 4, 1986: Daugherty's 22 points and Joe Wolf's 14 points and 13 rebounds lead No. 1 UNC past No. 2 Georgia Tech, 78-77, in overtime in Atlanta.

Feb. 20, 1986: Len Bias scores 35 points to lead Maryland to a 77-72 overtime win, UNC's first defeat in the Smith Center.

March 7, 1987: Joe Wolf scores 27 and Jeff Lebo nets 22 in 84-82, double-overtime win over Virginia in the ACC semifinals. The next day, sixth-seeded NC State goes 14 for 14 from the line and beats the top-seeded Tar Heels, 67-66, for the ACC title.

March 21, 1987: No. 2 ranked Carolina is upset by No. 10 Syracuse, 79-75, in the NCAA East Regional final. Rony Seikaly leads the Orange with 26 points. Kenny Smith has 25 points and seven assists in his final game as a Tar Heel.

Nov. 21, 1987: In a rematch of the previous year's regional final, Carolina beats No. 1 ranked Syracuse, 96-93, in overtime in the Hall of Fame Classic. Playing without a suspended J.R. Reid, the Tar Heels rally from an 11-point halftime deficit. Ranzino Smith (21), Lebo (20) and freshmen Rick Fox (15) and Pete Chilcutt (14) lead UNC.

March 19, 1988: Carolina shoots a school-record 79.0 percent from the floor (49 of 62) in 123-97 rout over Loyola Marymount in NCAA Tournament second round. Ranzino Smith makes 11 of 14 shots en route to 27 points. UNC has 36 assists on 49 baskets.


Jan. 18, 1989: Playing without Lebo, who was injured in 106-83 loss at Virginia the previous game, UNC beats No. 1 and unbeaten Duke, 91-71, in Durham. Scott Williams scores 22 to lead the Tar Heels.

March 12, 1989: Steve Bucknall's three-point play with 1:46 left breaks a 66-all tie and Tournament MVP Reid leads with 14 points as UNC beats Duke, 77-74, in Atlanta to win Carolina's first ACC championship in seven years. The game is one of the most intense in ACC his-

TAR HEELS IN THE OLYMPIC GAMES

Player/Coach	Team
Larry Brown	1964
Charles Scott	1968
Bobby Jones	1972
Walter Davis	1976
Phil Ford	1976
Bill Guthridge (Assistant Coach)	1976
Mitch Kupchak	1976
Tommy LaGarde	1976
Dean Smith (Head Coach)	1976
Al Wood	1980
Michael Jordan	1984, 1992
Sam Perkins	1984
J.R. Reid	1988
Henrik Rodl (Germany)	1992
Vince Carter	2000
Larry Brown (Assistant Coach)	2000
Larry Brown (Head Coach)	2004
Roy Williams (Assistant Coach)	2004
Harrison Barnes	2016

Note: With the exception of Rodl, all other UNC players and coaches have represented the United States.



Heinz Klummeier/SI

March 29, 1982: Freshman Michael Jordan hits this game-winning jump shot to lift UNC to a 63-62 win over Georgetown in the 1982 NCAA championship game in New Orleans.

tory. Carolina commits 26 turnovers, but holds Duke to 39 percent shooting, including 3 of 23 from three-point range.

Nov. 24, 1989: King Rice's bank shot at the buzzer beats James Madison, 80-79, in the first round of the Maui Invitational. Carolina rallies from a 79-70 deficit with less than a minute to play.

Dec. 27, 1989: Rice (22) and Fox (20) lead seven Tar Heels in double figures as UNC beats Kentucky, 121-110, in Louisville.

March 17, 1990: Fox banks in the game-winner as time expires and eighth-seeded Carolina beats No. 1 ranked and top-seed Oklahoma, 79-77, in the NCAA second round.



Jan. 9, 1991: Hubert Davis scores 25 in a 105-73 win over Maryland, Dean Smith's 700th win. He is the first ACC coach to win 700 games.

Feb. 7, 1991: Carolina beats NC State, 92-70, in Chapel Hill. The night before, the same teams play in Raleigh, a 97-91 Wolfpack win. The Feb. 7 game, which is also Carolina's 1500th victory, is re-scheduled from Jan. 15, 1991, because of the outbreak of the Gulf War.

March 10, 1991: Tournament MVP Fox scores 25, Davis adds 17 and Rice has seven assists and no turnovers as Carolina routs Duke, 96-74, in ACC championship game. Duke had won both regular-season games.

March 24, 1991: NCAA East Regional MVP Fox and Davis each score 19 points as Carolina holds off Mark Macon and Temple, 75-72, to advance to the Final Four for the first time since 1982. Macon scores 31 and narrowly misses a long three-pointer at the buzzer that would have sent the game to overtime.

March 30, 1991: Davis leads all scorers with 25 points, but Carolina shoots 38 percent for the game (3 of 18 from three-point range) and falls to Kansas, 79-73, in Indianapolis in the Final Four. The Jayhawks are coached by former UNC assistant Roy Williams.

Feb. 2, 1992: Derrick Phelps sets UNC record for steals with nine in 86-76 win at Georgia Tech.


Feb. 5, 1992: In a game most remembered for blood streaming down the back of Eric Montross' head, UNC beats defending NCAA champion and No. 1 Duke, 75-73, causing the students to rush the floor for the first time ever at the Smith Center.

Feb. 8, 1992: Carolina trails Wake Forest by 22 points but rallies for an 80-78 win on Brian Reese's buzzer-beating jumper. The Deacons led by 11 with 6:17 to play, before a 10-0 run by UNC. Davis led the Tar Heels with 30.

Dec. 29, 1992: Jalen Rose's offensive rebound basket at the buzzer gives No. 6 Michigan a 79-78 win over No. 5 Carolina in the semifinals of the Rainbow Classic in Honolulu. The teams would meet again later that season.

Jan. 27, 1993: Florida State leads by 17 at halftime and 73-54 with less than nine minutes to play. Carolina reels off 15 straight points, however, and takes the lead for good on a George Lynch steal and dunk with just under two minutes to play. Donald Williams seals the win at the free throw line as UNC outscores the Seminoles, 28-4, over the last nine minutes.

March 28, 1993: Cincinnati's Nick Van Exel scores 21 first-half points and the Bearcats lead Carolina by as many as 15 in the first half. Then Derrick Phelps clamps down on Van Exel



Feb. 2, 1995: Jerry Stackhouse scores 25 points in a 102-100, double-overtime win at Duke.

and East Regional MVP Lynch scores 21 and grabs 14 rebounds in 75-68 overtime win to send Carolina to the Final Four. Lynch had 22 against Arkansas in the regional semifinal. Williams had 22 and 20 in the two regional games.

April 5, 1993: Final Four MVP Williams score 25 points for the second Final Four game in a row, Montross scores 16 and Lynch posts his fourth straight double-double as Carolina avenges earlier loss to Michigan with 77-71 victory. The win gives Dean Smith his second NCAA championship. Williams hits 5 of 7 three-pointers in both Final Four games, including a 78-68 win over Roy Williams-led Kansas in the semifinal.

Feb. 3, 1994: Carolina prevails, 89-78, in the first-ever meeting against Duke in which the schools are ranked 1-2 in the country. Second-ranked Tar Heels get 18 points, six assists and no turnovers from Phelps.

March 12, 1994: ACC Tournament classic as UNC erases five-point deficit late in regulation and beats Wake Forest 86-84 in overtime. Dante Calabria send the game to overtime and Jerry Stackhouse wins it. It is Dean Smith's 800th win.

March 20, 1994: No. 1 Carolina is knocked out of the NCAA Tournament in the second round, 75-72, by Boston College.

Feb. 2, 1995: Stackhouse (25), Rasheed Wallace (25) and Williams (24) combined for 74 points as Carolina beats Duke, 102-100, in double overtime. Blue Devil guard Jeff Capel sends the game into second overtime with a halfcourt

three-pointer, but a Jeff McInnis steal and basket provides the winning margin for UNC.

March 11-12, 1995: Wallace scores 33 in overtime win over Maryland in ACC semifinals, then sprains an ankle late in the championship game against Wake Forest. The Deacons, led by 37 points from Randolph Childress, beat Carolina, 82-80, in overtime.

March 25, 1995: No. 4 Carolina beats No. 2 Kentucky, 74-61, in Birmingham to advance to Final Four. Regional MVP Stackhouse has 18 points, 12 rebounds, six assists, two steals and two blocks. UNC falls to Arkansas in the Final Four, in part due to a leg injury Stackhouse suffers 12 seconds into the national semifinal.

Feb. 12, 1997: Ed Cota's baseline floater with 4.5 seconds to play gives Carolina a 45-44 win at NC State. It is the fewest points ever by Carolina in a Dean Smith victory.

March 8-9, 1997: ACC Tournament MVP Shammond Williams scores 24 in semifinals vs. Wake Forest and 23 in championship vs. NC State as Carolina wins ACC Tournament for 13th and final time under Dean Smith.

March 15, 1997: Carolina beats Colorado, 73-56, in NCAA Tournament second round. The news of the day is Dean Smith's 877th, breaking Adolph Rupp's all-time record for coaches.

March 23, 1997: Shammond Williams scores 22 and Vince Carter adds 18 as Carolina beats Louisville, 97-74, to send Dean Smith to his 11th Final Four. Smith would coach his final game, a 66-58 loss to Arizona, six days later.

Oct. 9, 1997: Dean Smith retires after 36 years as head coach. Bill Guthridge, Smith's assistant for 30 years, is named head coach. Guthridge posts a 34-4 record, ACC title and Final Four berth and is named National Coach of the Year.

Feb. 5, 1998: Antawn Jamison, the 1998 National Player of the Year, scores 35 points as No. 2 Carolina beats No. 1 Duke, 97-73.

Feb. 8, 1998: Shammond Williams scores 42 in 107-100 in a 2OT win at Georgia Tech.

March 8, 1998: Jamison shakes off a leg injury and earns ACC Tournament MVP honors with 22 points and 18 rebounds. The Tar Heels score last 15 points in 83-68 win over top-ranked Duke in ACC Tournament championship. Carolina later advances to Final Four.

March 24-26, 2000: Wins over Tennessee and Tulsa send Guthridge to his second Final Four in three years as head coach. He retires in June 2000 with a three-year record of 80-28.

Nov. 10-11, 2000: Carolina beats Winthrop, 66-61, in Matt Doherty's first game as head coach. The next night, Joseph Forte drops



Robert Crawford

March 15, 1997: Dean Smith wins his 877th game, breaking Adolph Rupp's record.

38 on Tulsa to set the Smith Center scoring record.

Dec. 4/17, 2000: Brendan Haywood and Jason Capel post triple-doubles in wins over Miami and Buffalo, respectively.

Feb. 1, 2001: Haywood hits two free throws with one second to play to give UNC an 85-83 win at Duke. Forte is sensational with 24 points, 16 rebounds, six assists and three steals.

Jan. 9, 2002: Maryland beats UNC, 112-79, the most points ever allowed by Carolina in a regulation game. The Tar Heels would finish the year 8-20, missing the NCAA Tournament for the first time since 1974.

Nov. 18, 2002: Rashad McCants scores 28 points in his freshman debut and starts with Raymond Felton and Sean May – the first time in history the Tar Heels start three freshmen – in 85-55 win over Penn State.

Nov. 27, 2002: McCants scores 25 as Tar Heels upset Roy Williams and No. 2 Kansas, 67-56, in Preseason NIT semifinals. UNC knocks off Stanford two nights later to win the title.

Feb. 8, 2003: Jawad Williams scores 20 in 61-60 win over Florida State, making UNC the first school with 500 ACC victories.

March 14, 2003: Three weeks after losing by 40 points at Maryland, Carolina upsets the Terps, 84-72, in ACC quarterfinals behind 25 points from Jawad Williams and 20 points, 10 assists from Felton.

Nov. 22, 2003: Carolina beats Old Dominion, 90-64, in Roy Williams' first game as head coach. Williams took over the program on April 14, 2003, two weeks after Doherty resigned. Doherty went 53-43 in three seasons.

Dec. 7, 2003: Felton sets a UNC record with 18 assists against George Mason.

Dec. 20, 2003: Wake Forest tops Carolina, 119-114 in triple overtime, in one of the ACC's most memorable regular-season games.

Jan. 17, 2004: No. 9 Carolina beats No. 1 Connecticut, 86-83, as McCants scores 27, including UNC's final 10 points. His three-pointer with six seconds to play beats the Huskies, who later that year win the NCAA title.

March 6, 2005: Marvin Williams' three-point play with 17 seconds left gives Carolina a 75-73 win over Duke as the Tar Heels clinch first in the ACC regular-season standings outright for the first time since 1993. May has a game-high 26 points and 24 rebounds, the most ever by a player in the Smith Center.

March 27, 2005: May earns Syracuse Regional MVP honors with 29 points and 12 rebounds in an 88-82 win over Wisconsin that sends Roy Williams to the Final Four for the first time as UNC's head coach. McCants hits a go-ahead three-pointer late and blocks a Badger three-point attempt to preserve the win.

April 2, 2005: Senior captain Jawad Williams scores 20 points and the Tar Heels hold Michigan State to 29 percent shooting from the floor in the second half in an 87-71 UNC win in the national semifinals.

April 4, 2005: Marvin Williams tips in the game-winner with 1:17 to play, Final Four MVP Sean May has a game-high 26 points and Raymond Felton makes key plays down the stretch as No. 2 Carolina beats No. 1 Illinois, 75-70, to win UNC's fourth NCAA title and the first for Coach Roy Williams. Felton hits a three to break a 65-all tie, then adds a steal and three clutch free throws in the final minute. The Illini went 12 for 40 from three-point range.

June 28, 2005: Carolina becomes the first school to have four lottery selections in one NBA Draft as Marvin Williams (2), Felton (5), May (13) and McCants (14) go in the first 14 picks.

Feb. 15, 2006: Tyler Hansbrough scores an ACC-freshman-record 40 points in an 82-75 win over Georgia Tech in the Smith Center.

March 4, 2006: Carolina beats No. 1 Duke 83-76 on Senior Night in Durham. The Tar Heels' four freshmen (Bobby Frasor, Marcus Ginyard, Danny Green and Hansbrough) out-scored Duke's four seniors (including first-team All-Americans J.J. Redick and Shelden Williams), 55-51.

Dec. 9, 2006: Hansbrough scores 24 and Carolina routs High Point, 94-69, to give Roy Williams his 500th win as a college head coach.

March 11, 2007: Brandan Wright becomes the fifth freshman to win ACC Tournament MVP honors after leading UNC to its first ACC title since 1998. Wright had 20 points in the semifinal and 16 in the championship against NC State.

March 16, 2008: Wayne Ellington scores 24 points as Carolina wins its 17th ACC Tournament with an 86-81 win over Clemson.

March 23, 2008: Tyler Hansbrough breaks Christian Laettner's ACC record for career free throws against Arkansas in the NCAA Tournament's second round in Raleigh, N.C. Hansbrough set the UNC record on Feb. 3 at Florida State.

March 29, 2008: Tyler Hansbrough has 28 points and 13 rebounds and is named East Regional MVP as UNC beats Louisville to reach its 17th NCAA Final Four.

Dec. 18, 2008: Tyler Hansbrough scores with 7:42 to play in the first half against Evansville for his 2,292nd point, breaking Phil Ford's UNC scoring record.

Feb. 28, 2009: Tyler Hansbrough makes his 906th career free throw in UNC's win over Georgia Tech, breaking Dickie Hemric's (Wake Forest) NCAA record, set in 1955. Hansbrough finishes his career with 982 made free throws.

March 19, 2009: Tyler Hansbrough sinks a free throw in the first half of the NCAA Tournament first round win over Radford, giving him 2,770 points and breaking J.J. Redick's (Duke) ACC scoring mark. He finished with 2,872 points, 12th in NCAA history.

March 29, 2009: Ty Lawson, the 2009 Bob Cousy Award winner, scores 21 points and earns South Regional MVP honors as No. 1 seed UNC



Jeffrey Camarati

Dec. 18, 2008: Tyler Hansbrough breaks Phil Ford's UNC career scoring record, eventually setting the ACC record.

beats No. 2 seed Oklahoma, 72-60, in Memphis, Tenn., to send the Tar Heels to their record 18th Final Four.

April 6, 2009: Final Four MVP Wayne Ellington scores 17 of his 19 points in the first half, Ty Lawson has a game-high 21 points and sets a Final Four record with eight steals, and Tyler Hansbrough scores 18 points to cap his brilliant career as the Tar Heels beat Michigan State, 89-72, in Detroit to win the national championship.

March 2, 2010: Carolina beats Miami, 69-62, to become the second school in NCAA history to win its 2,000th game.

April 1, 2010: Forward Deon Thompson plays in his NCAA record-setting 152nd career game as the Tar Heels fall to Dayton, 79-68, in Madison Square Garden in the NIT championship game.

March 12, 2011: Harrison Barnes scores 40 points, an ACC Tournament record for freshman, to lead the Tar Heels to a 92-87 overtime win in the semifinals over Clemson. Carolina advanced to the title game despite trailing by 19 points in the second half in the quarterfinals against Miami and by 10 at halftime against the Tigers.

March 18, 2011: Tyler Zeller scores 32 points, John Henson has 28 points, 11 rebounds and six blocks and Harrison Barnes adds 24 points as UNC beats Long Island, 102-87, in the second round of the NCAA Tournament.

Nov. 11, 2011: Top-ranked Carolina beats Michigan State, 67-55, on the deck of the aircraft carrier USS Carl Vinson. Harrison Barnes leads all scorers in the game played in front of President Barack Obama and thousands of U.S. military personnel.

March 3, 2012: Kendall Marshall's 20 points and 10 assists and double-doubles by Tyler Zeller and John Henson lead UNC to an 88-70 win at Duke to clinch Carolina's 29th ACC regular-season title.

Feb. 29 and March 9, 2012: Kendall Marshall sets the UNC single-season assist record in the final home game against Maryland, then breaks the ACC mark 10 days later in the ACC Tournament in Atlanta. Marshall finishes the season with 351 assists, fourth-most in NCAA history, and wins the Bob Cousy Award as the best point guard in the nation.

March 22, 2013: P.J. Hairston scores a game-high 23 points and Carolina defeats Villanova, 78-71, in the second round of the NCAA Tournament. The win is the 700th of Williams's career.

Dec. 4, 2013: Freshman Kennedy Meeks led five Tar Heels in double-figure with 15 points as Carolina won at No. 1 Michigan State, 79-65. The win was UNC's 13th against teams

ranked No. 1 in the AP poll, an NCAA record, and the fifth time the Tar Heels beat No. 1 on their home court.

Feb. 20, 2014: Leslie McDonald scored a game-high 21 points, including the go-ahead basket with 3:54 to play, and Marcus Paige scored all 13 of his points in the second half in UNC's 74-66 win over Duke. The game was originally scheduled for February 12th, but was postponed eight days due to a winter storm.

Jan. 4, 2016: Brice Johnson scores 39 points and grabs 23 rebounds and Marcus Paige has 30 points in a 106-90 win at Florida State. It is the first 30-point, 20-rebound game by a Tar Heel in 40 years and the eighth time UNC has had two players score 30 or more points in the same game.

March 5, 2016: Brice Johnson leads Carolina with 18 points and 21 rebounds and the Tar Heels out-rebound Duke, 64-29, in a 76-72 win in Durham to clinch UNC's 30th ACC regular-season championship in 63 years.

March 12, 2016: Tournament MVP Joel Berry II has 19 points and UNC beats fourth-ranked Virginia, 61-57, to win its 18th ACC Tournament. Carolina holds the Cavaliers to 36.5 percent shooting, including ACC Player of the Year Malcolm Brogdon to 6 of 22 from the floor.

March 27, 2016: East Regional MVP Brice Johnson tallies 25 points and 12 rebounds and Carolina shoots a season-high 61.5 percent from the floor and out-rebounds Notre Dame, 32-15, in an 88-74 win that sends the Tar Heels to their 19th Final Four.

April 2, 2016: The Tar Heels shoot 60 percent from the floor in the second half to beat Syracuse, 83-66, in the national semifinals in Houston in front of 75,505 at NRG Stadium, the largest crowd ever to see a UNC basketball game.

April 4, 2016: Villanova's Kris Jenkins hits a three-pointer as time expires to lead the Wildcats to a 77-74 win over UNC in the national championship game. Marcus Paige leads all players with 21 points and six assists and hit an off-balance three with 4.7 seconds to play to tie the game at 74. Villanova leads by 10 before UNC goes on a 17-7 rally to tie the game with 4.7 seconds to play. Carolina sets an NCAA championship game record by making 11 of 17 three-point attempts, a record percentage of .647.



April 6, 2009: Final Four MVP Wayne Ellington leads Carolina to a blowout win over Michigan State in the NCAA title game.



April 4, 2016: Marcus Paige and the Tar Heels reached the NCAA championship game in Houston.



1931-2015

36 Seasons
879-254
(.776)

EDUCATION
B.S., Education
Kansas '53

- ✓ Smith retired with more wins (879) than any other coach in NCAA Division I history.
- ✓ In 36 years, Smith coached Carolina to 11 Final Fours, two national titles and 13 ACC Tournament Championships.
- ✓ More than 95 percent of Smith's lettermen graduated.
- ✓ From 1981 to 1989, Carolina was ranked in the final Top 10 of both the Associated Press and coaches' poll each year.
- ✓ Smith was named the second-best coach in college basketball history (behind John Wooden) by the NABC in 2000.
- ✓ Smith was inducted into the Naismith Memorial Basketball Hall of Fame in 1983. He was also inducted into the North Carolina Hall of Fame in 1981. In 2006, he was named to the inaugural class of the National Collegiate Basketball Hall of Fame (along with James Naismith, John Wooden, Oscar Robertson and Bill Russell). He was inducted into the FIBA Hall of Fame in 2007.
- ✓ Smith was voted ACC Coach of the Year eight times - in 1967, 1968, 1971, 1976, 1977, 1979, 1988 and 1993.

When ESPN's award-winning SportsCentury program selected the greatest coaches of the 20th Century, it came as no surprise that Carolina basketball coach Dean Smith was among the top seven of all-time. Smith joined other legends Red Auerbach, Bear Bryant, George Halas, Vince Lombardi, John McGraw and John Wooden as the preeminent coaches in sports history.

Smith's tenure as Carolina's basketball coach from 1960-97 is a record of remarkable achievement and consistency. In 36 seasons at UNC, Smith's teams had a record of 879-254. His teams won more games than those of any other Division I men's basketball college coach in history, a record broken in 2007 by Bob Knight and surpassed again in 2011 by Mike Krzyzewski.

- Smith coached Carolina to the 1982 and 1993 NCAA championships and the 1971 NIT title.
- Under Smith, the Tar Heels won at least 20 games for 27 straight years and 30 of his final 31. No coach in history has ever produced that many consecutive 20-win seasons.
- Carolina was ranked in the final Top 10 of both the Associated Press and coaches' polls each year from 1981-89. That nine-year run was the second-longest streak of Top 10 finishes in history, exceeded only by UCLA's 13-year string from 1967 to 1979.
- The Tar Heels were ranked among the nation's final Top 15 teams in 28 of his last 31 seasons, missing only in 1970, 1990 and 1996, and were among the Top 10 on 23 occasions during that period. Smith's teams finished the season ranked No. 1 in at least one of the two major polls four times (1982, 1984, 1993 and 1994).
- Smith's teams were also the dominant force in the ACC. The Tar Heels under Smith had a record of 364-136 in ACC regular-season play, a winning percentage of .728.
- The Tar Heels finished at least third in the ACC regular-season standings for 33 successive seasons. In that span, Carolina finished first 17 times, second 11 times and third five times.
- Smith's teams finished in the ACC upper division all but one time. That was in 1964, when Carolina was fifth and had its only losing record in ACC regular-season play under Smith at 6-8.
- Carolina won 13 ACC Tournaments under Smith.
- His teams played in 11 Final Fours.
- Smith's teams made 23 consecutive appearances in the NCAA Tournament.
- In his last 31 years, Smith led the Tar Heels into the NCAA Tournament 27 times.
- Carolina reached the Sweet 16 of NCAA play each season from 1981-93. That 13-year streak is the second-longest in Tournament history to a 14-year stretch by UCLA from 1967 to 1980.

The awards and accolades continued to be given to Smith, even after he stepped down as Carolina's head coach on October 9, 1997. Smith was named Sportsman of the Year by Sports Illustrated and received the Arthur Ashe Award for Courage at the ESPY Awards. He was inducted into the FIBA Hall of Fame in 2007. In November 2013, he was awarded the Presidential Medal of Freedom, the highest civilian award in the U.S.

He received the Naismith Good Sportsmanship Award in 2011. Upon the announcement of that honor, Duke's Mike Krzyzewski said, "Dean set the standard for basketball - and not just college basketball - that everyone is still trying to reach. He demanded that his teams play as one. And what he got in return from all these guys who played for him was the intense loyalty that they feel toward him. And that's something I've admired since I started coaching. It's really one of the great things in all of sport: that intense loyalty the Tar Heel players have for Coach Smith."

In 2006, he was named to the inaugural class of the National Collegiate Basketball Hall of Fame (along with

James Naismith, John Wooden, Oscar Robertson and Bill Russell).

Smith also became the first recipient of the Mentor Award for Lifetime Achievement, given by the University of North Carolina Committee on Teaching Awards for "a broader range of teaching beyond the classroom."

He's recognized throughout the sports world for his character, his innovations to the game and his ability to have established Carolina's program as one of the greatest in college basketball. Smith's players consistently produce on the floor, in the classroom and in life.

When Smith broke Rupp's record in 1997, his coaching peers had this to say:

John Wooden: "What's more impressive to me about Dean than the record is how good he is as a teacher of basketball. I've always said he's a better teacher of basketball than anyone else. I couldn't begin to teach players the things Dean has taught them. I've admired him because there's more to him than just wins."

Bob Knight: "Let me say some things that he won't say. He's going to say an awful lot about teams and that's the way it should be. But let me put it in perspective. His being able to do that and do it at a single institution, do it through all the years without ever having a problem with any kind of recruiting violation or probation, is a very singular accomplishment in college basketball. I think it's a great achievement, indicative of a guy who really knows how to coach and has decided from day one that things are going to be done the absolute right way. He's not going to tell you, but just take my word for it. That's a great, great accomplishment for a coach."

Roy Williams: "He has a basketball program, he doesn't have a team. And when you have a program, you're concerned about the kids' entire lives, their entire existence ... and what they're going to do after they leave you and what kind of effect you can have on them as they mature."

Perhaps his greatest form of praise on a worldwide level came when a group of his peers, including Hall of Fame coaches Henry Iba, Pete Newell and Auerbach, chose Smith to coach the U.S. Olympic basketball team in the 1976 Montreal Games. The Americans finished a controversial second to the Soviet Union at Munich in 1972. Smith was given the challenge of trying to develop a team to regain the gold medal against a group of improving international teams.


Smith molded a group of college all-stars into a cohesive unit during a few short weeks in that summer of 1976 and led them to the gold medal, sweeping through the Games undefeated and beating Yugoslavia in the championship game. Emphasizing a tough pressure defense and a fast-breaking, attacking style on offense, the Americans returned to the top of the international game.

Just as Smith used his talents to develop that 1976 all-star team into an Olympic champion, he has prepared a host of players for successful careers in the NBA.

"UNC is a plus-four school," Orlando Magic Vice President of Basketball Operations-Player Personnel John Gabriel said about Smith's teams, "meaning that if I rate a player as the 10th-best player in the NBA Draft, being a Tar Heel automatically jumps him to number six. The plus-four rating is based upon the success of former Tar Heels in the NBA."

During his last 31 seasons, since Smith's Tar Heels won their first ACC title in 1967, the Tar Heels had a record of 813-207, winning 79.7 percent of their games.

In 23 of those 31 seasons, Carolina won either the ACC regular-season, tournament or both. Most schools are happy just to win 20 games in a season. At Carolina, it became a habit. No school in the country won more



Brian Lanker/Sports Illustrated





Hugh Morton

total games in that 31-year period than Carolina. UCLA was second with 751. The Tar Heels also had the most wins over his last 20 seasons with 539, and over his last 10 years with 268.

For Smith and his players, the word “class” applied to the team’s exemplary sportsmanship on the court, to its excellent academic performance and to Smith’s belief that basketball involves many complexities that must be learned over the course of time — that coaching and playing the game is a classroom situation in its own right.

Smith’s teams won championships at every level. There were NCAA titles in 1982 and 1993 and the NIT in 1971. His gold medal-winning team at the 1976 Summer Olympic Games makes Smith one of only three men in history to coach teams to an NCAA title, NIT championship and Olympic victory. The others are Pete Newell and Knight.

He was inducted into the Naismith Memorial Basketball Hall of Fame in Springfield, Mass., in 1983. He was also inducted into the North Carolina Sports Hall of Fame in 1981.

A key to Smith’s success was his ability to change Carolina’s style to fit his personnel. He favored an offense which used the fast break whenever possible and featured a quick passing attack, but he was also comfortable in a more disciplined style of play. He liked to play multiple defenses to confuse opponents. However, his preference was a man-to-man, pressure to speed up the action.

Among Smith’s many innovations were the Four Corners offense, crediting the passer, the run-and-jump defense, the scramble defense out of man-to-man pressure, the point zone, team huddles at the foul line, double-teaming the screen-and-roll, the freelance passing game and multiple screens against zone defenses.

Born February 28, 1931, in Emporia, Kan., Dean Edwards Smith grew up as the son of public school teachers. He graduated from Topeka High School in 1949 and went to the University of Kansas on an academic scholarship. He played varsity basketball and baseball and freshman football for the Jayhawks. He was a member of Jayhawk basketball teams that won the NCAA title in 1952 and finished second in 1953.

Smith was an assistant coach at Kansas to Phog Allen and Dick Harp, then served in the U.S. Air Force as a lieutenant. While in the service, he played and coached basketball in Germany. Smith served for three years as an assistant basketball coach under Bob Spear, recognized by his peers as one of the outstanding coaches in the history of the game, and one year each as head baseball and head golf coach at the United States Air Force Academy. In 1958, the late Frank McGuire asked him to join his staff at Carolina as an assistant coach. Smith served as an assistant under McGuire for three years before McGuire resigned to become head coach of the NBA’s Philadelphia Warriors in the summer of 1961. At that time, Carolina Chancellor William Aycock tapped the 30-year-old Smith to become UNC’s head coach.

Smith shared his knowledge of the game with a talented group of assistants. Many of his assistants went on to head coaching jobs, including Larry Brown, Roy Williams, John Lotz, Kenny Rosemond, Eddie Fogler, Randy Wiel and Bill Guthridge.

Smith’s talents did not lie solely in tutoring quality college coaches, as is evidenced by the number of outstanding players who went on to professional careers after their days in Chapel Hill. In Smith’s 36-year tenure, more than 50 of his play-

YEAR-BY-YEAR WITH DEAN SMITH AT NORTH CAROLINA

Year	Overall		ACC W-L	ACC Regular Season Finish	ACC Tournament Finish	National Polls		Post-Season Finish
	W-L	Pct.				Media Coaches		
1961-62	8-9	.471	7-7	Tied 4th	Quarterfinalist			
1962-63	15-6	.714	10-4	3rd	Semifinalist			
1963-64	12-12	.500	6-8	5th	Semifinalist			
1964-65	15-9	.625	10-4	Tied 2nd	Quarterfinalist			
1965-66	16-11	.593	8-6	Tied 3rd	Semifinalist			
1966-67	26-6	.813	12-2	1st	Champion	4th	3rd	NCAA 4th Place
1967-68	28-4	.875	12-2	1st	Champion	4th	4th	NCAA Finalist
1968-69	27-5	.844	12-2	1st	Champion	4th	2nd	NCAA 4th Place
1969-70	18-9	.667	9-5	Tied 2nd	Quarterfinalist			NIT Final 16
1970-71	26-6	.813	11-3	1st	Finalist	13th	13th	NIT Champion
1971-72	26-5	.839	9-3	1st	Champion	2nd	2nd	NCAA 3rd Place
1972-73	25-8	.758	8-4	2nd	Quarterfinalist	11th	12th	NIT 3rd Place
1973-74	22-6	.786	9-3	Tied 2nd	Semifinalist	12th	8th	NIT Final 16
1974-75	23-8	.742	8-4	Tied 2nd	Champion	9th	10th	NCAA Final 16
1975-76	25-4	.862	11-1	1st	Finalist	8th	6th	NCAA Final 32
1976-77	28-5	.848	9-3	1st	Champion	5th	3rd	NCAA Finalist
1977-78	23-8	.742	9-3	1st	Semifinalist	16th	10th	NCAA Final 32
1978-79	23-6	.793	9-3	Tied 1st	Champion	9th	3rd	NCAA Final 32
1979-80	21-8	.724	9-5	Tied 2nd	Semifinalist	15th	15th	NCAA Final 32
1980-81	29-8	.784	10-4	2nd	Champion	6th	6th	NCAA Finalist
1981-82	32-2	.941	12-2	Tied 1st	Champion	1st	1st	NCAA Champion
1982-83	28-8	.778	12-2	Tied 1st	Semifinalist	8th	8th	NCAA Final 8
1983-84	28-3	.903	14-0	1st	Semifinalist	1st	1st	NCAA Final 16
1984-85	27-9	.750	9-5	Tied 1st	Finalist	7th	7th	NCAA Final 8
1985-86	28-6	.824	10-4	3rd	Quarterfinalist	8th	8th	NCAA Final 16
1986-87	32-4	.889	14-0	1st	Finalist	2nd	3rd	NCAA Final 8
1987-88	27-7	.794	11-3	1st	Finalist	7th	8th	NCAA Final 8
1988-89	29-8	.784	9-5	Tied 2nd	Champion	5th	4th	NCAA Final 16
1989-90	21-13	.618	8-6	Tied 3rd	Quarterfinalist			NCAA Final 16
1990-91	29-6	.829	10-4	2nd	Champion	4th	4th	NCAA Final 4
1991-92	23-10	.697	9-7	3rd	Finalist	18th	12th	NCAA Final 16
1992-93	34-4	.895	14-2	1st	Finalist	4th	1st	NCAA Champion
1993-94	28-7	.800	11-5	2nd	Champion	1st	9th	NCAA Final 32
1994-95	28-6	.823	12-4	Tied 1st	Finalist	4th	3rd	NCAA Final 4
1995-96	21-11	.656	10-6	3rd	Quarterfinalist	25th	24th	NCAA Final 32
1996-97	28-7	.800	11-5	Tied 2nd	Champion	4th	4th	NCAA Final 4
36 Years	879-254	.776	364-136	(.728)	13 ACC titles			2 NCAA titles 11 Final Fours

ers went on to play pro basketball in the NBA or ABA and more played in other professional leagues both in the U.S. and overseas.

“Coach taught me the game, when to apply speed, how to use your quickness, when to use that first step, or how to apply certain skills in certain situations,” says Jordan. “Dean Smith gave me the knowledge to score 37 points a game and that’s something people don’t understand.”

Smith also coached players who went on to become doctors, lawyers and businessmen. Better than 95 percent of his lettermen earned their degrees.

Michael Jordan: “The camaraderie that he has with his players goes a long way. He’s taught a lot of us similar traits and we’ve accepted that and we’ve moved on as players and people. That’s something we treasure more so than maybe our basketball experience — the things that we learned away from the game.”

“He’s like a second father to me. When I first left school I was unsure, nervous, scared, going into a situation I wasn’t really comfortable with and I didn’t know if I was ready for it. He calmed me down with a fatherly attitude, taking me under his wing and teaching me a lot of things about being an adult.”

Phil Ford: “My first impression of Coach Smith was honesty. He didn’t promise me playing time. In fact, he told me I might have to play on the junior varsity my first year. That kind of set me back. But my mom really liked that because she said, ‘Phil, if he’s not out here promising you that you will start, that means you go there and work hard and do the best that you can do, then he won’t be out promising your job to another high school player.’ And if you think about it, that made a lot of sense.”

When he retired, Smith was the winningest coach in the history of the NCAA Tournament with 65 victories. In 36 ACC Tournaments, he had a coaching record of 58-23, a winning percentage of .716.

Smith, who played for the legendary Phog Allen at Kansas in the early 1950s, and Knight are the only two men to both play on and coach an NCAA championship team. Smith was a member of the Jayhawk squad that won college basketball’s top prize in 1952. He then coached the Tar Heels to national titles in 1982 and 1993.

After taking Carolina to the NCAA championship game in 1977, Smith was named National Coach of the Year by the NABC. He received similar honors from the U.S. Basketball Writers Association and Basketball Weekly in 1979 and from Medalist in 1982. He was named the Naismith National Coach of the Year in 1993 after leading the Tar Heels to the national crown.

In 1993, the Atlantic Coast Sportswriters Association named Smith the ACC Coach of the Year, an honor he received on seven previous occasions as well—1967, 1968, 1971, 1976, 1977, 1979 and 1988.

Smith died on February 7, 2015, in Chapel Hill.

NATIONAL CHAMPIONS




• Carolina is one of only five schools to win five or more NCAA championships.

1924 • 1957 • 1982 • 1993 • 2005 • 2009

CAROLINA AND THE NCAA TOURNAMENT

- 47 appearances (No. 2 all-time)
- 5 championships (tied No. 3 all-time)
- 19 Final Fours (No. 1 all-time)
- 117 wins (No. 2 all-time)
- .722 winning percentage (No. 3 all-time)
- 162 games (No. 2 all-time)
- 15 times a No. 1 seed (No. 1 all-time)



NCAA SUCCESS

University of North Carolina



26-0

1924

NATIONAL CHAMPIONS

University of North Carolina



32-0

1957

NATIONAL CHAMPIONS

University of North Carolina



32-2

1982

NATIONAL CHAMPIONS

University of North Carolina



34-4

1993

NATIONAL CHAMPIONS

University of North Carolina



33-4

2005

NATIONAL CHAMPIONS

University of North Carolina



34-4

2009

NATIONAL CHAMPIONS



SEE YOU
NEXT YEAR
INDIANAN

ALL
NS!

Carolina has advanced to **19 FINAL FOURS**, more than any other school in NCAA history.



The 2015-16 Tar Heels, including Marcus Paige and Brice Johnson, joined a long-running Carolina tradition when they reached the Final Four in 2016. They were honored at a UNC football game in September.



ALL-TIME FINAL FOURS
NORTH CAROLINA 19

- UCLA 17**
- KENTUCKY 17**
- DUKE 16**
- KANSAS 14**





1946

1957

1967

1968

1969

1972

1977

1981

1982

1991

1993

1995

1997

1998

2000


2005

2008

2009

2016

1957 NCAA CHAMPIONS




NCAA

NATIONAL COLLEGIATE BASKETBALL CHAMPIONSHIP
 MUNICIPAL AUDITORIUM
 KANSAS CITY, MISSOURI
 MARCH 22, 23, 1957


1939 MICHIGAN • 1940 WISCONSIN • 1941 MICHIGAN • 1942 MICHIGAN • 1943 MICHIGAN • 1944 MICHIGAN • 1945 MICHIGAN • 1946 MICHIGAN • 1947 MICHIGAN • 1948 MICHIGAN • 1949 MICHIGAN • 1950 MICHIGAN • 1951 MICHIGAN • 1952 MICHIGAN • 1953 MICHIGAN • 1954 MICHIGAN • 1955 MICHIGAN • 1956 MICHIGAN • 1957 NORTH CAROLINA




1982 NCAA CHAMPIONS



N. CAROLINA 61
GEORGETOWN 62
T 4
O R 1
: 17
F 2 +
P L *
F O U L 3 0







NORTH
41
CAROLINA



1993 NCAA CHAMPIONS





2005 NCAA CHAMPIONS





2009 NCAA CHAMPIONS





NCAA

2009
DIVISION I



NATIONAL CHAMPION



2009 NCAA
DIVISION I
NATIONAL CHAMPION

David
Dorsey
Shack

David
Dorsey
Shack

Allen Dean Steele/Daily Tar Heel

NCAA TOURNAMENT RECORDS

ALL-TIME APPEARANCES

Team	No.
Kentucky	55
North Carolina	47
UCLA	45
Kansas	45
Louisville	41

ALL-TIME CONSECUTIVE APPEARANCES

Team	No.
North Carolina, 1975-2001	27
Kansas, 1990-present	27
Duke, 1996-present	21
Michigan State, 1998-present	19
Indiana, 1986-2003	18
Gonzaga, 1999-present	18
Wisconsin, 1999-present	18

ALL-TIME TOURNAMENT GAMES

Team	No.
Kentucky	170
North Carolina	162
Kansas	144
Duke	142
UCLA	137

ALL-TIME TOURNAMENT WINS

Team	No.
Kentucky	121
North Carolina	117
Duke	107
Kansas	100
UCLA	99

TOURNAMENT WINNING PERCENTAGE

Team	Pct. (Record)
Duke	.754 (107-35)
UCLA	.723 (99-38)
North Carolina	.722 (117-45)
Florida	.722 (39-15)
Kentucky	.712 (121-49)



Getty Images



CAROLINA'S NCAA TOURNAMENT SUCCESS

NCAA Tournament Appearances (47)

1941, 1946, 1957, 1959, 1967, 1968, 1969, 1972, 1975, 1976, 1977, 1978, 1979, 1980, 1981, 1982, 1983, 1984, 1985, 1986, 1987, 1988, 1989, 1990, 1991, 1992, 1993, 1994, 1995, 1996, 1997, 1998, 1999, 2000, 2001, 2004, 2005, 2006, 2007, 2008, 2009, 2011, 2012, 2013, 2014, 2015, 2016

NCAA Championships (5)

1957, 1982, 1993, 2005, 2009

NCAA Championship Game Appearances (10)

1946, 1957, 1968, 1977, 1981, 1982, 1993, 2005, 2009, 2016

NCAA Final Four Appearances (19)

1946, 1957, 1967, 1968, 1969, 1972, 1977, 1981, 1982, 1991, 1993, 1995, 1997, 1998, 2000, 2005, 2008, 2009, 2016

NCAA Regional Final Appearances (27)

1941, 1946, 1957, 1967, 1968, 1969, 1972, 1977, 1981, 1982, 1983, 1985, 1987, 1988, 1991, 1993, 1995, 1997, 1998, 2000, 2005, 2007, 2008, 2009, 2011, 2012, 2016

NCAA Sweet 16 Appearances (33)

1946, 1957, 1967, 1968, 1969, 1972, 1975, 1977, 1981, 1982, 1983, 1984, 1985, 1986, 1987, 1988, 1989, 1990, 1991, 1992, 1993, 1995, 1997, 1998, 2000, 2005, 2007, 2008, 2009, 2011, 2012, 2015, 2016





Jeffrey Camarati

FINAL FOURS	
North Carolina	19
UCLA	17
Kentucky	17
Duke	16
Kansas	14

NCAA CHAMPIONSHIPS	
UCLA	11
Kentucky	8
North Carolina	5
Indiana	5
Duke	5
Louisville	3
Connecticut	4
Kansas	3
Cincinnati	2
Michigan State	2
NC State	2
Oklahoma State	2
San Francisco	2
Florida	2
Villanova	2




2016 Final Four

J.D. Lyon Jr.

Hugh Morton



The Tar Heels hoist the 1993 NCAA championship trophy.



Bones McKinney led Carolina to its first Final Four in 1946.

MOST NO. 1 SEEDS IN NCAA HISTORY

- Carolina has been an NCAA Tournament No. 1 seed 15 times, including six times under head coach Roy Williams.
- The Tar Heels have more No. 1 seeds (15) than any team in NCAA Tournament history (Duke is second with 13).
- UNC earned a No. 1 seed in 1979, 1982, 1984, 1987, 1991, 1993, 1994, 1997, 1998, 2005, 2007, 2008, 2009, 2012 and 2016.
- The Tar Heels have advanced to the Final Four nine times as a top seed.
- The Tar Heels won the national championship as a No. 1 seed in 1982, 1993, 2005 and 2009 and also reached the Final Four as a No. 1 seed in 1991, 1997, 1998, 2008 and 2016.
- Roy Williams has led teams to No. 1 seeds 11 times, the second-highest total of any coach. Duke's Mike Krzyzewski is first with 13; Dean Smith is third with eight.
- Carolina has beaten a No. 1 seed seven times, tied for the third-most wins over No. 1 seeds in NCAA Tournament history.

CAROLINA VS. OPPONENTS IN THE NCAA TOURNAMENT

Opponent	Record	Last Time	Opponent	Record	Time
Air Force	1-0	2004	Missouri	1-0	2000
Alabama-Birmingham	1-0	1986	Mount St. Mary's	1-0	2008
Alabama	2-1	1992	Murray State	2-0	2006
Arizona	0-2	1997	Navy	1-1	1998
Arkansas	3-2	2015	New Mexico State	1-0	1975
Auburn	1-0	1985	New Orleans	1-0	1996
Boston College	2-1	1994	New York	1-0	1946
California	1-0	1997	North Texas	1-0	1988
Canisius	1-0	1957	Northeastern	1-0	1991
Charlotte	1-0	1998	Notre Dame	4-0	2016
Cincinnati	1-0	1993	Oakland	1-0	2005
Colorado	1-0	1997	Ohio	1-0	2012
Connecticut	1-0	1998	Ohio State	3-1	1992
Creighton	1-0	2012	Oklahoma	2-0	2009
Dartmouth	0-1	1941	Oklahoma A&M	0-1	1946
Davidson	2-0	1969	Pennsylvania	2-1	1987
Dayton	0-1	1967	Penn State	0-1	2001
Drake	0-1	1969	Pittsburgh	1-1	1981
Dusquene	1-0	1969	Princeton	2-0	2001
East Carolina	1-0	1993	Providence	2-0	2016
Eastern Kentucky	1-0	2007	Purdue	1-1	1977
Eastern Michigan	1-0	1991	Radford	1-0	2009
Fairfield	1-0	1997	Rhode Island	1-0	1993
Florida	0-1	2000	San Francisco	0-1	1978
Florida Gulf Coast	1-0	2016	South Carolina	1-0	1972
Florida State	0-1	1972	Southern	1-0	1989
George Mason	0-1	2006	St. Bonaventure	1-0	1968
Georgetown	2-1	2007	SW Missouri St.	1-0	1990
Georgia	0-1	1983	Stanford	1-0	2000
Gonzaga	1-0	2009	Syracuse	2-2	2016
Harvard	1-0	2015	Temple	2-0	1991
Houston	1-1	1992	Tennessee	1-0	2000
Illinois	1-0	2005	Texas	0-1	2004
Indiana	1-2	2016	Texas A&M	0-1	1980
Iowa State	2-1	2014	Texas Tech	0-1	1996
James Madison	2-0	1983	Tulsa	1-0	2000
Kansas	2-4	2013	UCLA	1-1	1989
Kansas State	1-0	1981	UNLV	1-0	1977
Kentucky	2-1	2011	USC	1-0	2007
Liberty	1-0	1994	Utah	2-1	1998
Long Island	1-0	2011	Vermont	1-0	2012
LSU	1-0	2009	Villanova	5-2	2016
Louisville	3-1	2008	Virginia	1-0	1981
Loyola Marymount	1-0	1988	Washington	1-0	2011
Marquette	1-1	2011	Washington State	1-0	2008
Miami (Ohio)	1-0	1992	Weber State	0-1	1999
Michigan	3-1	1993	Wisconsin	1-1	2015
Michigan State	5-0	2009	Yale	1-0	1957
Middle Tennessee St	1-0	1985	Total	117-45 (.722)	

HOW UNC PERFORMS (by seed)

Seed	W-L	Year(s)
1	55-11	1979, 1982, 1984, 1987, 1991, 1993, 1994, 1997, 1998, 2005, 2007, 2008, 2009, 2012, 2016
2	22-8	1981, 1983, 1985, 1988, 1989, 1995, 2001, 2011
3	3-4	1980, 1986, 1999, 2006
4	4-2	1992, 2015
6	3-3	1996, 2004, 2014
8	7-3	1990, 2000, 2013

UNC VS. SEEDS IN NCAA TOURNAMENT PLAY

Seed	W-L	Last Faced (opponent)
1	7-4	2015 (Wisconsin)
2	5-7	2016 (Villanova)
3	6-6	2014 (Iowa State)
4	6-5	2011 (Kentucky)
5	8-1	2016 (Indiana)
6	6-1	2005 (Notre Dame)
7	5-1	2011 (Washington)
8	6-1	2012 (Creighton)
9	11-2	2016 (Providence)
10	5-0	2016 (Syracuse)
11	5-1	2014 (Providence)
12	1-0	1991 (Eastern Michigan)
13	3-0	2015 (Harvard)
14	2-1	2006 (Murray State)
15	6-0	2011 (Long Island)
16	12-0	2016 (Florida Gulf Coast)

UNC'S WON-LOSS RECORD AT NCAA TOURNAMENT SITES

Site	Record	Last
Atlanta, Ga.	3-2	1989
Austin, Texas	4-0	2000
Birmingham, Ala.	5-1	2000
Charlotte, N.C.	11-0	2011
Cincinnati, Ohio	2-0	1992
College Park, Md.	6-0	1977
Dallas, Texas	0-1	1990
Dayton, Ohio	1-2	2006
Denton, Texas	0-1	1980
Denver, Colo.	1-1	2004
Detroit, Mich.	2-0	2009
East Rutherford, N.J.	6-2	2007
El Paso, Texas	1-0	1981
Greensboro, N.C.	7-0	2012
Hartford, Conn.	2-0	1998
Houston, Texas	1-2	2016
Indianapolis, Ind.	0-3	2000
Jacksonville, Fla.	2-0	2015
Kansas City, Mo.	3-1	2013
Landover, Md.	1-1	1994
Lexington, Ky.	0-2	1992
Los Angeles, Calif.	2-3	2015
Louisville, Ky.	0-4	1969
Madison, Wis.	0-2	1941
Memphis, Tenn.	2-0	2009
Morgantown, W.Va.	2-0	1972
Newark, N.J.	1-1	2011
New Orleans, La.	5-1	2001
New York, N.Y.	3-2	1959
Ogden, Utah	2-0	1986
Philadelphia, Pa.	5-1	2016
Providence, R.I.	1-1	1975
Raleigh, N.C.	9-1	2016
Richmond, Va.	1-1	1996
St. Louis, Mo.	3-1	2012
Salt Lake City, Utah	4-0	1988
San Antonio, Texas	1-3	2014
Seattle, Wash.	1-3	1999
South Bend, Ind.	2-0	1985
Syracuse, N.Y.	7-1	2005
Tallahassee, Fla.	2-0	1995
Tempe, Ariz.	0-1	1978
Winston Salem, N.C.	6-0	2007
Total	117-45 (.722)	



1957 NCAA champions

NCAA TOURNAMENT RESULTS

YEAR	DATE	ROUND	OPPONENT (Seeds)	W/L	SCORE	SITE	ARENA
Head Coach: Bill Lange (NCAA Tournament Record at UNC – 0-2)							
1941	March 21	East Semifinal	Pittsburgh	L	20-26	Madison, Wis.	Wisconsin Field House
1941	March 22	East Consolation	Dartmouth	L	59-60	Madison, Wis.	Wisconsin Field House
Head Coach: Ben Carnevale (NCAA Tournament Record at UNC – 2-1)							
1946	March 21	East Semifinal	NYU	W	57-49	New York, N.Y.	Madison Square Garden
1946	March 23	FF- East Final	Ohio State	W (ot)	60-57	New York, N.Y.	Madison Square Garden
1946	March 26	FF- National Championship	Oklahoma A&M	L	40-43	New York, N.Y.	Madison Square Garden
Head Coach: Frank McGuire (NCAA Tournament Record at UNC – 5-1)							
1957	March 12	East First	Yale	W	90-74	New York, N.Y.	Madison Square Garden
1957	March 15	East Semifinal	Canisius	W	87-75	Philadelphia, Pa.	Palestra
1957	March 16	East Final	Syracuse	W	67-58	Philadelphia, Pa.	Palestra
1957	March 22	FF- National Semifinal	Michigan State	W (3ot)	74-70	Kansas City, Mo.	Municipal Auditorium
1957	March 23	FF- National Championship	Kansas	W (3ot)	54-53	Kansas City, Mo.	Municipal Auditorium
1959	March 10	East First Round	Navy	L	63-76	New York, N.Y.	Madison Square Garden
Head Coach: Dean Smith (NCAA Tournament Record at UNC – 65-27)							
1967	March 17	East Semifinal	Princeton	W (ot)	78-70	College Park, Md.	Cole Field House
1967	March 18	East Final	Boston College	W	96-80	College Park, Md.	Cole Field House
1967	March 24	FF- National Semifinal	Dayton	L	62-76	Louisville, Ky.	Freedom Hall
1967	March 25	FF- National Consolation	Houston	L	62-84	Louisville, Ky.	Freedom Hall
1968	March 15	East Semifinal	St. Bonaventure	W	91-72	Raleigh, N.C.	Reynolds Coliseum
1968	March 16	East Final	Davidson	W	70-66	Raleigh, N.C.	Reynolds Coliseum
1968	March 22	FF- National Semifinal	Ohio State	W	80-66	Los Angeles, Calif.	Sports Arena
1968	March 23	FF- National Championship	UCLA	L	55-78	Los Angeles, Calif.	Sports Arena
1969	March 13	East Semifinal	Duquesne	W	79-78	College Park, Md.	Cole Field House
1969	March 15	East Final	Davidson	W	87-85	College Park, Md.	Cole Field House
1969	March 20	FF- National Semifinal	Purdue	L	65-92	Louisville, Ky.	Freedom Hall
1969	March 22	FF- National Consolation	Drake	L	84-104	Louisville, Ky.	Freedom Hall
1972	March 16	East Semifinal	South Carolina	W	92-69	Morgantown, W. Va.	WVU Coliseum
1972	March 18	East Final	Penn	W	73-59	Morgantown, W. Va.	WVU Coliseum
1972	March 23	FF- National Semifinal	Florida State	L	75-79	Los Angeles, Calif.	Sports Arena
1972	March 25	FF- National Consolation	Louisville	W	105-91	Los Angeles, Calif.	Sports Arena
1975	March 15	East First	New Mexico State	W	93-69	Charlotte, N.C.	Charlotte Coliseum
1975	March 20	East Semifinal	Syracuse	L	76-78	Providence, R.I.	Providence Civic Center
1975	March 22	East Consolation	Boston College	W	110-90	Providence, R.I.	Providence Civic Center
1976	March 13	Mideast First	Alabama	L	64-79	Dayton, Ohio	Univ. of Dayton Arena
1977	March 12	East First	Purdue	W	69-66	Raleigh, N.C.	Reynolds Coliseum
1977	March 17	East Semifinal	Notre Dame	W	79-77	College Park, Md.	Cole Field House
1977	March 19	East Final	Kentucky	W	79-72	College Park, Md.	Cole Field House
1977	March 26	FF- National Semifinal	UNLV	W	84-83	Atlanta, Ga.	Omni
1977	March 28	FF- National Championship	Marquette	L	59-67	Atlanta, Ga.	Omni
1978	March 11	West Second	San Francisco	L	64-68	Tempe, Ariz.	Univ. Activities Center
1979	March 11	East Second	Penn (1/9)	L	71-72	Raleigh, N.C.	Reynolds Coliseum
1980	March 9	Midwest Second	Texas A&M (3/6)	L (2ot)	61-78	Denton, Texas	NTSU Coliseum
1981	March 15	West Second	Pittsburgh (2/10)	W	74-57	El Paso, Texas	Special Events Center
1981	March 19	West Semifinal	Utah (2/3)	W	61-56	Salt Lake City, Utah	Special Events Center
1981	March 21	West Final	Kansas State (2/8)	W	82-68	Salt Lake City, Utah	Special Events Center
1981	March 28	FF- National Semifinal	Virginia (2/1)	W	78-65	Philadelphia, Pa.	Spectrum
1981	March 30	FF- National Championship	Indiana (2/3)	L	50-63	Philadelphia, Pa.	Spectrum
1982	March 13	East Second	James Madison (1/9)	W	52-50	Charlotte, N.C.	Charlotte Coliseum
1982	March 19	East Semifinal	Alabama (1/4)	W	74-69	Raleigh, N.C.	Reynolds Coliseum
1982	March 21	East Final	Villanova (1/3)	W	70-60	Raleigh, N.C.	Reynolds Coliseum
1982	March 27	FF- National Semifinal	Houston (1/6)	W	68-63	New Orleans, La.	Superdome
1982	March 29	FF- National Championship	Georgetown (1/1)	W	63-62	New Orleans, La.	Superdome
1983	March 19	East Second	James Madison (2/10)	W	68-49	Greensboro, N.C.	Greensboro Coliseum
1983	March 25	East Semifinal	Ohio State (2/3)	W	64-51	Syracuse, N.Y.	Carrier Dome
1983	March 27	East Final	Georgia (2/4)	L	77-82	Syracuse, N.Y.	Carrier Dome
1984	March 17	East Second	Temple (1/8)	W	77-66	Charlotte, N.C.	Charlotte Coliseum
1984	March 22	East Semifinal	Indiana (1/4)	L	68-72	Atlanta, Ga.	Omni
1985	March 14	Southeast First	Middle Tennessee State (2/15)	W	76-57	South Bend, Ind.	Joyce Athletic Center
1985	March 16	Southeast Second	Notre Dame (2/7)	W	60-58	South Bend, Ind.	Joyce Athletic Center
1985	March 22	Southeast Semifinal	Auburn (2/11)	W	62-56	Birmingham, Ala.	Jefferson Coliseum
1985	March 24	Southeast Final	Villanova (2/8)	L	44-56	Birmingham, Ala.	Jefferson Coliseum
1986	March 13	West First	Utah (3/14)	W	84-72	Ogden, Utah	Dee Events Center
1986	March 15	West Second	Alabama-Birmingham (3/6)	W	77-59	Ogden, Utah	Dee Events Center
1986	March 20	West Semifinal	Louisville (3/2)	L	79-94	Houston, Texas	Summit
1987	March 12	East First	Penn (1/16)	W	113-82	Charlotte, N.C.	Charlotte Coliseum
1987	March 14	East Second	Michigan (1/9)	W	109-97	Charlotte, N.C.	Charlotte Coliseum
1987	March 19	East Semifinal	Notre Dame (1/5)	W	74-68	East Rutherford, N.J.	Meadowlands
1987	March 21	East Final	Syracuse (1/2)	L	75-79	East Rutherford, N.J.	Meadowlands
1988	March 17	West First	North Texas State (2/15)	W	83-65	Salt Lake City, Utah	Huntsman Center
1988	March 19	West Second	Loyola Marymount (2/10)	W	123-97	Salt Lake City, Utah	Huntsman Center
1988	March 25	West Semifinal	Michigan (2/3)	W	78-69	Seattle, Wash.	Kingdome
1988	March 27	West Final	Arizona (2/1)	L	52-70	Seattle, Wash.	Kingdome
1989	March 17	Southeast First	Southern (2/15)	W	93-79	Atlanta, Ga.	Omni
1989	March 19	Southeast Second	UCLA (2/7)	W	88-81	Atlanta, Ga.	Omni
1989	March 23	Southeast Semifinal	Michigan (2/3)	L	87-92	Lexington, Ky.	Rupp Arena

NCAA TOURNAMENT RESULTS

YEAR	DATE	ROUND	OPPONENT (Seeds)	W/L	SCORE	SITE	ARENA
1990	March 15	Midwest First	SW Missouri State (8/9)	W	83-70	Austin, Texas	Erwin Center
1990	March 17	Midwest Second	Oklahoma (8/1)	W	79-77	Austin, Texas	Erwin Center
1990	March 22	Midwest Semifinal	Arkansas (8/4)	L	73-96	Dallas, Texas	Reunion Arena
1991	March 15	East First	Northeastern (1/16)	W	101-66	Syracuse, N.Y.	Carrier Dome
1991	March 17	East Second	Villanova (1/9)	W	84-69	Syracuse, N.Y.	Carrier Dome
1991	March 22	East Semifinal	Eastern Michigan (1/12)	W	93-67	East Rutherford, N.J.	Meadowlands
1991	March 24	East Final	Temple (1/10)	W	75-72	East Rutherford, N.J.	Meadowlands
1991	March 30	FF- National Semifinal	Kansas (1/3)	L	73-79	Indianapolis, Ind.	Hoosier Dome
1992	March 19	Southeast First	Miami (Ohio) (4/13)	W	68-63	Cincinnati, Ohio	Riverfront Coliseum
1992	March 21	Southeast Second	Alabama (4/5)	W	64-55	Cincinnati, Ohio	Riverfront Coliseum
1992	March 27	Southeast Semifinal	Ohio State (4/1)	L	73-80	Lexington, Ky.	Rupp Arena
1993	March 18	East First	East Carolina (1/16)	W	85-65	Winston-Salem, N.C.	Joel Coliseum
1993	March 20	East Second	Rhode Island (1/8)	W	112-67	Winston-Salem, N.C.	Joel Coliseum
1993	March 26	East Semifinal	Arkansas (1/4)	W	80-74	East Rutherford, N.J.	Meadowlands
1993	March 28	East Final	Cincinnati (1/2)	W (ot)	75-68	East Rutherford, N.J.	Meadowlands
1993	April 3	FF- National Semifinal	Kansas (1/2)	W	78-68	New Orleans, La.	Superdome
1993	April 5	FF- National Championship	Michigan (1/1)	W	77-71	New Orleans, La.	Superdome
1994	March 18	East First	Liberty (1/16)	W	71-51	Landover, Md.	US Air Arena
1994	March 20	East Second	Boston College (1/9)	L	72-75	Landover, Md.	US Air Arena
1995	March 17	Southeast First	Murray State (2/15)	W	80-70	Tallahassee, Fla.	Leon County CC
1995	March 19	Southeast Second	Iowa State (2/7)	W	73-51	Tallahassee, Fla.	Leon County CC
1995	March 23	Southeast Semifinal	Georgetown (2/6)	W	74-64	Birmingham, Ala.	Jefferson Civic Center
1995	March 25	Southeast Final	Kentucky (2/1)	W	74-61	Birmingham, Ala.	Jefferson Civic Center
1995	April 1	FF- National Semifinal	Arkansas (2/2)	L	68-75	Seattle, Wash.	Kingdome
1996	March 15	East First	New Orleans (6/11)	W	83-62	Richmond, Va.	Richmond Coliseum
1996	March 17	East Second	Texas Tech (6/3)	L	73-92	Richmond, Va.	Richmond Coliseum
1997	March 13	East First	Fairfield (1/16)	W	82-74	Winston-Salem, N.C.	Joel Coliseum
1997	March 15	East Second	Colorado (1/9)	W	73-56	Winston-Salem, N.C.	Joel Coliseum
1997	March 21	East Semifinal	California (1/5)	W	63-57	Syracuse, N.Y.	Carrier Dome
1997	March 23	East Final	Louisville (1/6)	W	97-74	Syracuse, N.Y.	Carrier Dome
1997	March 29	FF- National Semifinal	Arizona (1/4)	L	58-66	Indianapolis, Ind.	RCA Dome
Head Coach: Bill Guthridge (NCAA Tournament Record at UNC – 8-3)							
1998	March 12	East First	Navy (1/16)	W	88-52	Hartford, Conn.	Hartford Civic Center
1998	March 14	East Second	UNC Charlotte (1/8)	W (ot)	93-83	Hartford, Conn.	Hartford Civic Center
1998	March 19	East Semifinal	Michigan State (1/4)	W	73-58	Greensboro, N.C.	Greensboro Coliseum
1998	March 21	East Final	Connecticut (1/2)	W	75-64	Greensboro, N.C.	Greensboro Coliseum
1998	March 28	FF- National Semifinal	Utah (1/2)	L	59-66	San Antonio, Texas	Alamodome
1999	March 11	West First	Weber State (3/14)	L	74-76	Seattle, Wash.	Key Arena
2000	March 17	South First	Missouri (8/9)	W	84-70	Birmingham, Ala.	Jefferson Civic Center
2000	March 19	South Second	Stanford (8/1)	W	60-53	Birmingham, Ala.	Jefferson Civic Center
2000	March 24	South Semifinal	Tennessee (8/4)	W	74-69	Austin, Texas	Erwin Center
2000	March 26	South Final	Tulsa (8/7)	W	59-55	Austin, Texas	Erwin Center
2000	April 3	FF- National Semifinal	Florida (8/5)	L	59-71	Indianapolis, Ind.	RCA Dome
Head Coach: Matt Doherty (NCAA Tournament Record at UNC – 1-1)							
2001	March 16	South First	Princeton (2/15)	W	70-48	New Orleans, La.	Superdome
2001	March 18	South Second	Penn State (2/7)	L	74-82	New Orleans, La.	Superdome

Rich Clarkson




Dean Smith led the Tar Heels to three straight Final Fours in 1967-68-69.

Hugh Morton



Seniors Jimmy Black and Chris Brust celebrate the 1982 NCAA championship.

Allsport



Rick Fox and the 1991 Tar Heels reached one of Dean Smith's 11 Final Fours.



Vince Carter helped UNC to back-to-back Final Fours in 1997 and 1998.

NCAA TOURNAMENT RESULTS

Head Coach: Roy Williams (NCAA Tournament Record at UNC – 36-10)

2004	March 18	South First	Air Force (6/11)	W	63-52	Denver, Colo.	Pepsi Center
2004	March 20	South Second	Texas (6/3)	L	75-78	Denver, Colo.	Pepsi Center
2005	March 18	East First	Oakland (Mich.) (1/16)	W	96-68	Charlotte, N.C.	Charlotte Coliseum
2005	March 20	East Second	Iowa State (1/8)	W	92-65	Charlotte, N.C.	Charlotte Coliseum
2005	March 25	East Semifinal	Villanova (1/5)	W	67-66	Syracuse, N.Y.	Carrier Dome
2005	March 27	East Final	Wisconsin (1/6)	W	88-82	Syracuse, N.Y.	Carrier Dome
2005	April 2	FF - National Semifinal	Michigan State (1/5)	W	87-71	St. Louis, Mo.	Edward Jones Dome
2005	April 4	FF - National Championship	Illinois (1/1)	W	75-70	St. Louis, Mo.	Edward Jones Dome
2006	March 17	East First	Murray State (3/14)	W	69-65	Dayton, Ohio	Univ. of Dayton Arena
2006	March 19	East Second	George Mason (3/11)	L	60-65	Dayton, Ohio	Univ. of Dayton Arena
2007	March 15	East First	Eastern Kentucky (1/16)	W	86-65	Winston-Salem, N.C.	Joel Coliseum
2007	March 17	East Second	Michigan State (1/9)	W	81-67	Winston-Salem, N.C.	Joel Coliseum
2007	March 23	East Semifinal	Southern California (1/5)	W	74-64	East Rutherford, N.J.	Meadowlands
2007	March 25	East Final	Georgetown (1/2)	L (ot)	84-96	East Rutherford, N.J.	Meadowlands
2008	March 21	East First	Mount St. Mary's (1/16)	W	113-74	Raleigh, N.C.	RBC Center
2008	March 23	East Second	Arkansas (1/9)	W	108-77	Raleigh, N.C.	RBC Center
2008	March 27	East Semifinal	Washington State (1/4)	W	68-47	Charlotte, N.C.	Bobcats Arena
2008	March 29	East Final	Louisville (1/3)	W	83-73	Charlotte, N.C.	Bobcats Arena
2008	April 5	FF - National Semifinal	Kansas (1/1)	L	66-84	San Antonio, Texas	Alamodome
2009	March 19	South First	Radford (1/16)	W	101-58	Greensboro, N.C.	Greensboro Coliseum
2009	March 21	South Second	LSU (1/8)	W	84-70	Greensboro, N.C.	Greensboro Coliseum
2009	March 27	South Semifinal	Gonzaga (1/4)	W	98-77	Memphis, Tenn.	FedExForum
2009	March 29	South Final	Oklahoma (1/2)	W	72-60	Memphis, Tenn.	FedExForum
2009	April 4	FF - National Semifinal	Villanova (1/3)	W	83-69	Detroit, Mich.	Ford Field
2009	April 6	FF - National Championship	Michigan State (1/2)	W	89-72	Detroit, Mich.	Ford Field
2011	March 18	East First	Long Island University (2/15)	W	102-87	Charlotte, N.C.	Time Warner Cable Arena
2011	March 20	East Second	Washington (2/7)	W	86-83	Charlotte, N.C.	Time Warner Cable Arena
2011	March 25	East Semifinal	Marquette (2/11)	W	81-63	Newark, N.J.	Prudential Center
2011	March 27	East Final	Kentucky (2/4)	L	69-76	Newark, N.J.	Prudential Center
2012	March 16	Midwest First	Vermont (1/16)	W	77-58	Greensboro, N.C.	Greensboro Coliseum
2012	March 18	Midwest Second	Creighton (1/8)	W	87-73	Greensboro, N.C.	Greensboro Coliseum
2012	March 23	Midwest Semifinal	Ohio (1/13)	W (ot)	73-65	St. Louis, Mo.	Edward Jones Dome
2012	March 25	Midwest Final	Kansas (1/2)	L	67-80	St. Louis, Mo.	Edward Jones Dome
2013	March 22	South First	Villanova (8/9)	W	78-71	Kansas City, Mo.	Sprint Center
2013	March 24	South Second	Kansas (8/1)	L	58-70	Kansas City, Mo.	Sprint Center
2014	March 21	East First	Providence (6/11)	W	79-77	San Antonio, Texas	AT&T Center
2014	March 23	East Second	Iowa State (6/3)	L	83-85	San Antonio, Texas	AT&T Center
2015	March 19	West First	Harvard (4/13)	W	67-65	Jacksonville, Fla.	Veterans Memorial Arena
2015	March 21	West Second	Arkansas (4/5)	W	87-78	Jacksonville, Fla.	Veterans Memorial Arena
2015	March 26	West Semifinal	Wisconsin (4/1)	L	72-79	Los Angeles, Calif.	STAPLES Center
2016	March 17	East First	Florida Gulf Coast (1/16)	W	83-66	Raleigh, N.C.	PNC Arena
2016	March 19	East Second	Providence (1/9)	W	85-66	Raleigh, N.C.	PNC Arena
2016	March 25	East Semifinal	Indiana (1/5)	W	101-86	Philadelphia, Pa.	Wells Fargo Center
2016	March 27	East Final	Notre Dame (1/6)	W	88-74	Philadelphia, Pa.	Wells Fargo Center
2016	April 2	FF - National Semifinal	Syracuse (1/10)	W	83-66	Houston, Texas	NRG Stadium
2016	April 4	FF - National Final	Villanova (1/2)	L	74-77	Houston, Texas	NRG Stadium

UNC seed is listed first

Tom Copeland/Greensboro News & Record



Ed Cota (left) and Joseph Forte led No. 8 seed Carolina on a run to the 2000 Final Four.



The 2009 Tar Heels visited with President Barack Obama at The White House.

J.D. Lyon Jr.



Harrison Barnes and the Tar Heels reached the 2011 and 2012 Elite Eights.

J.D. Lyon Jr.



Roy Williams & Brice Johnson reached the 2016 NCAA title game.

Most Points

123 vs. Loyola Marymount, 1988 West 2nd
113 vs. Mount St. Mary's, 2008 East 1st
113 vs. Pennsylvania, 1987 East 1st

Fewest Points

20 vs. Pittsburgh, 1941 East Semifinal
40 vs. Oklahoma A&M, 1946 NCAA Final

Most Points in a Half

65 vs. Loyola Marymount (1st), 1988 West 2nd
62 vs. Rhode Island (2nd), 1993 East 2nd

Fewest Points in a Half

8 vs. Pittsburgh (2nd half), 1941 East Semifinal
12 vs. Pittsburgh (1st half), 1941 East Semifinal

Largest Winning Margin

45 vs. Rhode Island (112-67), 1993 East 2nd
43 vs. Radford (101-58), 2009 South 1st

Largest Margin in a Loss

27 vs. Purdue (65-92), 1969 NCAA Semifinal
23 vs. UCLA (55-78), 1968 NCAA Final
23 vs. Arkansas (73-96), 1990 Midwest Semifinal

Most Points, Both Teams Combined

220 – UNC 123, Loyola Marymount 97, 1988 West 2nd
206 – UNC 109, Michigan 97, 1987 East 2nd

Fewest Points, Both Teams Combined

46 – Pittsburgh 26, UNC 20, 1941 East Semifinal
83 – Oklahoma A&M 43, UNC 40, 1946 NCAA Final

Most Field Goals

49 vs. Loyola Marymount, 1988 West 2nd
44 vs. Arkansas, 2008 East 2nd
44 vs. Boston College, 1975 East 3rd Place

Fewest Field Goals

13 vs. Oklahoma A&M, 1946 NCAA Final
17 vs. Syracuse, 1957 East Final

Most Field Goals Attempted

91 vs. Ohio State, 1946 East Final
88 vs. Michigan State, 1957 NCAA Semifinal

Fewest Field Goals Attempted

38 vs. James Madison, 1983 East 2nd
38 vs. James Madison, 1982 East 2nd
38 vs. Kentucky, 1977 East Final

Highest Field Goal Percentage

79.0 vs. Loyola Marymount (49-62), 1988 West
67.7 vs. Arkansas (44-65), 2008 East 2nd

Lowest Field Goal Percentage

25.3 vs. Ohio State (23-91), 1946 East Final
28.2 vs. Houston (24-85), 1967 NCAA 3rd Place

Highest Field Goal Percentage in a Half (70 percent or higher)

.790 vs. Loyola Marymount, 1st half (23-30), 1988 West 2nd
.781 vs. Loyola Marymount, 2nd half (25-32), 1988 West 2nd

Lowest Field Goal Percentage in a Half

.226 vs. Kansas, 2nd half (7 of 31), 2012 Midwest Final
.244 vs. Houston, 1st half (10 of 41), 1967 NCAA 3rd Place

Most Three-Point Field Goals Made

12 vs. Oakland, 2005 Syracuse 1st
11 on five occasions, most recently vs. Villanova, 2016 NCAA final

Fewest Three-Point Field Goals Made

0 vs. Alabama, 1992 Southeast 2nd
1 on three occasions, most recently vs. Liberty, 1994 East 1st

Most Three-Point Field Goal Attempts

30 vs. George Mason, 2006 East 2nd
28 vs. Texas, 2004 South 2nd
28 vs. Arkansas, 1995 NCAA Semifinal

Fewest Three-Point Field Goal Attempts

6 vs. Liberty, 1994 East 1st
6 vs. Alabama, 1992 Southeast 2nd
6 vs. SW Missouri State, 1990 Midwest 1st

Highest Three-Point FG Percentage (min. 7 attempts)

71.4 vs. Harvard (5-7), 2015 West 1st
71.4 vs. Kansas (5-7), 1993 NCAA Semifinal
70.0 vs. Oklahoma (7-10), 1990 Midwest 2nd

Lowest Three-Point FG Percentage (min. 7 attempts)

11.8 vs. Kansas (2-17), 2012 Midwest Final
12.5 vs. Ohio State (1-8), 1992 Southeast Semifinal

Most Free Throws Made

33 on four occasions, most recently vs. Pennsylvania, 1987 East 1st
32 vs. Princeton, 1967 East Semifinal

Fewest Free Throws Made

2 vs. Utah, 1998 NCAA Semifinal
4 on three occasions, most recently vs. George Mason, 2006 East 2nd

Most Free Throws Attempted

45 vs. Pennsylvania, 1987 East 1st
45 vs. Syracuse, 1957 East Final
44 vs. Louisville, 1972 NCAA 3rd Place

Fewest Free Throws Attempted

4 vs. George Mason, 2006 East 2nd
6 vs. San Francisco, 1978 West 2nd

Highest Free Throw Percentage (min. 10 attempts)

93.8 vs. Oklahoma (15-16), 2009 South Final
91.7 vs. Kentucky (33-36), 1977 East Final

Lowest Free Throw Percentage (min. 10 attempts)

48.3 vs. Ohio State (14-29), 1946 East Final
52.2 vs. James Madison (12-23), 1982 East 2nd

Lowest Free Throw Percentage (min. 30 attempts)

59.5 vs. Villanova (22-37), 2009 NCAA Semifinal
59.5 vs. Iowa State (22-37), 1995 Southeast 2nd

Most Rebounds

64 vs. Princeton, 1967 East Semifinal
63 vs. Ohio, 2012 Midwest Semifinal

Fewest Rebounds

20 vs. James Madison, 1982 East 2nd
21 vs. Notre Dame, 1987 East Semifinal

Largest Rebound Margin

33 vs. Ohio (63-30), 2012 Midwest Semifinal
26 vs. Mount St. Mary's (48-22), 2008 East 1st

Most Personal Fouls

36 vs. Texas A&M, 1980 Midwest 2nd
27 on three occasions, most recently vs. Kansas, 1991 NCAA Semifinal

Fewest Personal Fouls

8 vs. Creighton, 2012 Midwest 2nd
9 vs. Washington, 2011 East 2nd

Most Assists

36 vs. Boston College, 1975 East 3rd Place
36 vs. Loyola Marymount, 1988 West 2nd
30 vs. Penn, 1987 East 1st

Fewest Assists

4 vs. Texas A&M, 1980 Midwest 2nd
7 vs. Kansas, 2008 NCAA Semifinal
7 vs. Dayton, 1967 NCAA Semifinal

Most Turnovers

36 vs. Drake, 1969 NCAA 3rd Place
30 vs. Louisville, 1972 NCAA 3rd Place



Joel Berry II and UNC hit 11 three-pointers twice in the 2016 NCAA Tournament, including against Indiana in the Sweet 16.

Fewest Turnovers

2 vs. Fairfield, 1997 East 2nd
4 vs. Wisconsin, 2015 West Semifinal

Most Blocked Shots

11 vs. Georgetown, 1995 Southeast Semifinal
10 on five occasions, most recently vs. Florida Gulf Coast, 2016 East 1st

Fewest Blocked Shots

0 on five occasions, most recently vs. Michigan State, 2009 NCAA Final

Most Steals

16 vs. Alabama, 1976 Midwest 1st
15 vs. Kansas, 2013 South 2nd
15 vs. New Mexico State, 1975 East 1st

Fewest Steals

1 vs. Michigan State, 1998 East Semifinal
1 vs. Loyola Marymount, 1988 West 2nd

Most Overtimes Played

3 vs. Kansas, 1957 NCAA Final (UNC won, 54-53)
3 vs. Michigan State, 1957 NCAA Semifinal (UNC won, 74-70)
2 vs. Texas A&M, 1980 Midwest 2nd (Texas A&M won, 61-78)

Largest Halftime Lead

29 vs. Rhode Island, 1993 East 2nd (UNC led 50-21, won 112-67)
26 vs. Oakland, 2005 East 1st (UNC led 59-33, won 96-68)

Largest Halftime Deficit

19 vs. Houston, 1967 NCAA 3rd Place (Houston led 23-42, won 62-84)
17 vs. Kansas, 2008 NCAA Semifinal (KU led 27-44, won 66-84)

Largest Halftime Lead in a Carolina Loss

9 vs. Kansas, 2013 South 2nd (UNC led 30-21, Kansas won 58-70)
7 vs. George Mason, 2006 East 2nd (UNC led 27-20, GMU won 60-65)

Largest Halftime Deficit in a Carolina Win

10 vs. Notre Dame, 1977 East Semifinal (ND led 30-40, UNC won 79-77)
9 vs. Southern California, 2007 East Semifinal (USC led 33-42, UNC won 74-64)

Points (30 or more points)

39 – Lennie Rosenbluth vs. Canisius, 1957 East Semifinal
39 – Al Wood vs. Virginia, 1981 NCAA Semifinal
36 – Mitch Kupchak vs. Boston College, 1975 East 3rd Place
35 – Charles Scott vs. Drake, 1969 NCAA 3rd Place
33 – Tyler Hansbrough vs. Michigan State, 2007 East 2nd
32 – Tyler Zeller vs. Long Island, 2011 East 1st
32 – Shammond Williams vs. UNC Charlotte, 1998 East 2nd
32 – Charles Scott vs. Davidson, 1969 East Final
31 – J.R. Reid vs. Notre Dame, 1987 East Semifinal
31 – Mike O’Koren vs. UNLV, 1977 NCAA Semifinal
31 – Bob Lewis vs. Boston College, 1967 East Final
31 – George Glamack vs. Dartmouth, 1941 East Consolation
30 – Robert McAdoo vs. Louisville, 1972 NCAA 3rd Place

Field Goals Made

16 – Charles Scott vs. Drake, 1969 NCAA 3rd Place (16 of 26)
15 – J.R. Reid vs. Notre Dame, 1987 East Semifinal (15 of 18)
15 – Lennie Rosenbluth vs. Canisius, 1957 East 1st (15 of 30)
14 on four occasions, most recently by Al Wood vs. Virginia, 1981 NCAA Semifinal (14 of 19)

Field Goal Attempts

42 – Lennie Rosenbluth vs. Michigan State, 1957 NCAA Semifinal
30 – Lennie Rosenbluth vs. Canisius, 1957 East 1st
26 – Charles Scott vs. Drake, 1969 NCAA 3rd Place
23 on four occasions, most recently by Rashad McCants vs. Texas, 2004 South 2nd

Three-Point Field Goals Made

6 – Marcus Paige vs. Indiana, 2016 East Semifinal (6 of 9)
6 – Shammond Williams vs. UNC Charlotte, 1998 East 2nd (6 of 9)
5 on 12 occasions, most recently by P.J. Hairston vs. Villanova, 2013 South 2nd (5 of 8)

Three-Point Field Goal Attempts

12 – Rashad McCants vs. Texas, 2004 South 2nd
12 – Ademola Okulaja vs. Weber State, 1999 West 1st
12 – Donald Williams vs. Arkansas, 1995 NCAA Semifinal
11 – Kenny Smith vs. Syracuse, 1987 East Final
10 on five occasions, most recently by Reggie Bullock vs. Ohio, 2012 Midwest Semifinal (5 of 10)

Highest Three-Point Percentage (min. 5 made)

1.000 – Hubert Davis vs. Eastern Michigan, 1991 East Semifinal (5 of 5)
71.4 – on four occasions, most recently by Wayne Ellington vs. Villanova, 2009 NCAA Semifinal (5 of 7)

Free Throws Made

15 – Ty Lawson vs. Michigan State, 2009 NCAA Final (15 of 18)
14 – Tyler Zeller vs. Long Island, 2011 East 1st (14 of 19)
14 – Tyler Hansbrough vs. Georgetown, 2007 East Final (14 of 16)
14 – Tommy Kearns vs. Syracuse, 1957 East Final (14 of 19)
13 – John Kuester vs. Kentucky, 1977 East Final (13 of 14)
13 – Tyler Hansbrough vs. Michigan State, 2007 East 2nd (13 of 17)

Free Throw Attempts

19 – Tyler Zeller vs. Long Island, 2011 East 1st
19 – Tommy Kearns vs. Syracuse, 1957 East Final
18 – Ty Lawson vs. Michigan State, 2009 NCAA Final
17 – Ty Lawson vs. Villanova, 2009 NCAA Semifinal
17 – Tyler Hansbrough vs. Michigan State, 2007 East

2nd

Highest Free Throw Percentage (min. 10 made)

1.000 – Tyler Hansbrough vs. Radford, 2009 1st (12 of 12)
1.000 – Hubert Davis vs. Miami (Ohio), 1992 Southeast 1st (11 of 11)
1.000 – Phil Ford vs. Syracuse, 1975 East Semifinal (10 of 10)

Rebounds

22 – Tyler Zeller vs. Ohio, 2012 Midwest Semifinal
19 – Robert McAdoo vs. Louisville, 1972 NCAA 3rd Place
19 – Lennie Rosenbluth vs. Yale, 1957 East 1st
18 – Mike O’Koren vs. Texas A&M, 1980 Midwest 2nd
18 – Rusty Clark vs. Boston College, 1967 East Semifinal

Assists

14 – Kendall Marshall vs. Washington, 2011 East 2nd
12 – Kenny Smith vs. Notre Dame, 1987 East Semifinal
11 – on four occasions, most recently by Kendall Marshall vs. Creighton, 2012 Midwest 2nd

Turnovers

11 – Eddie Fogler vs. Drake, 1969 NCAA 3rd Place
9 – Phil Ford vs. UNLV, 1977 NCAA Semifinal
7 – on 10 occasions, most recently by Ed Cota vs. Tulsa, 2000 South Final

Blocked Shots

8 – Brice Johnson vs. Florida Gulf Coast, 2016 East 1st
6 – John Henson vs. Long Island, 2011 East 1st
6 – Rasheed Wallace vs. Georgetown, 1995 Southeast Semifinal
6 – Warren Martin vs. Middle Tennessee State, 1985 Southeast 1st
5 – John Henson vs. Marquette, 2011 East Semifinal
5 – Brandon Wright vs. Eastern Kentucky, 2007 East 1st

Steals

8 – Ty Lawson vs. Michigan State, 2009 NCAA Final
6 – George Lynch vs. Cincinnati, 1993 East Final
5 – Marcus Paige vs. Arkansas, 2015 West 2nd
5 – Marcus Paige vs. Kansas, 2013 South 2nd
5 – Dave Hanners vs. Alabama, 1976 Mideast 1st

Double-Doubles, Points/Rebounds (Career)

8 – Antawn Jamison
6 – Rusty Clark, Tyler Hansbrough, Sam Perkins
5 – Brad Daugherty, John Henson, George Lynch
4 – Pete Brennan, Larry Miller, Rasheed Wallace
3 – Sean May, Robert McAdoo, Eric Montross, Mike O’Koren, J.R. Reid, Joe Wolf, Tyler Zeller, Brice Johnson

Double-Doubles, Points/Rebounds (One Tournament)

5 – Antawn Jamison (1998 vs. Navy, UNC Charlotte, Michigan State, Connecticut and Utah)
4 – Pete Brennan (1957 vs. Yale, Canisius, Michigan State and Kansas)
4 – George Lynch (1993 vs. Arkansas, Cincinnati, Kansas and Michigan)

Double-Doubles, Points and Assists (Career)

3 – Kendall Marshall (one in 2011, in consecutive games in 2012)
2 – Steve Bucknall (in consecutive games vs. Southern and UCLA, 1989)
1 – Phil Ford
1 – Jimmy Black
1 – Kenny Smith
1 – Ed Cota



J.D. Lyon Jr.

Tyler Hansbrough scored 33 points vs. Michigan State with a broken nose in 2007.

Bob Donnan

Tyler Zeller scored 32 points and sank 14 free throws versus Long Island in the 2011 second round.

Bob Donnan

Kendall Marshall had three double-doubles in points & assists in NCAA play.

- Carolina has won 18 Atlantic Coast Conference Tournament championships and played in the championship game a record 34 times.

- The Tar Heels have an 96-44 record in ACC Tournament history. UNC has the most wins and second-most titles (UNC and Duke have combined to win 37 of the 63 championships).

- Dean Smith won 13 Tournaments, which ties Duke's Mike Krzyzewski for the most titles. Smith's teams were 58-23 and played in the championship game 21 times.

- Roy Williams is 21-10 with three titles and seven appearances in the championship game in 13 seasons. Williams has led UNC to the finals seven times against seven different opponents.

- The Tar Heels have earned the No. 1 seed 25 times. Duke is second with 17 No. 1 seeds; NC State is third with six.

- Roy Williams is one of eight coaches to win back-to-back ACC Tournament titles and one of seven coaches to win the Tournament at least three times.

- A Tar Heel has won the Most Valuable Player award 19 times. They include: Lennie Rosenbluth (1957), Larry Miller (1967, 1968), Charles Scott (1969), Lee Dedmon (1971), Robert McAdoo (1972), Phil Ford (1975), John Kuester (1977), Dudley Bradley (1979), Sam Perkins (1981), James Worthy (1982), J.R. Reid (1989), Rick Fox (1991), Jerry Stackhouse (1994), Shammond Williams (1997), Antawn Jamison (1998), Brandon Wright (2007), Tyler Hansbrough (2008) and Joel Berry II (2016).

1957

Frank McGuire's eventual national champions ran the table in the regular season, winning all 14 games. That year marked the first time UNC reached the conference tournament final since the 1947 Southern Conference Tournament. The Tar Heels held off Wake Forest, 61-59, in the semifinal and defeated South Carolina by 20 to earn their first ACC championship. In the semifinal, Wake Forest took a one-point lead with less than a minute to play, but National Player of the Year Lennie Rosenbluth hit a hook shot from the circle and a free throw for a three-point play and the win.

Rosenbluth made 8 of 11 shots from the floor in the championship, scored 38 points and was MVP.

1967

The Tournament moved to the Greensboro Coliseum for the first time and was the site of Dean Smith's first title. Fittingly, Carolina won the title by sweeping its in-state rivals, beating NC State by three points, Wake Forest by 10 and Duke by nine in the title match. Larry Miller was named MVP after scoring 25.7 points and grabbing 8.3 rebounds per game. Bob Lewis (18.0 points, 5.0 rebounds) joined Miller on the first-team all-tour-

CAROLINA'S ACC TOURNAMENT LEDGER

Record in:	
First Round:	0-1
Second Round:	1-0
Quarterfinals:	43-13
Semifinals:	34-14
Championship:	18-16
Record as a:	
#1 seed:	50-14
#2 seed:	24-8
#3 seed:	13-8
#4 seed:	4-6
#5 seed:	4-5
#7 seed:	1-2
#10 seed:	0-1
Record vs:	
#1 seeds:	3-8
#2 seeds:	11-6
#3 seeds:	10-6
#4 seeds:	16-8
#5 seeds:	10-7
#6 seeds:	9-5
#7 seeds:	12-4
#8 seeds:	18-0
#9 seeds:	5-0
#10 seeds:	1-0
#12 seeds:	1-0
Record at:	
Atlanta:	11-5
Charlotte:	21-7
Greensboro:	39-18
Landover:	6-2
Raleigh:	12-11
Tampa:	3-0
Washington, D.C.:	4-1
Overall Record:	96-44



Carolina won the 1982 ACC title over Ralph Sampson and Virginia.

namment squad.

1968

The Tournament moved again in 1968 for the first year of a three-year stay in Charlotte. UNC's semifinal game against South Carolina was a fierce battle. The Gamecocks sent the game into overtime with an 18-4 run to tie the score at 74. The Tar Heels came from behind in overtime and won on baskets by Dick Grubar and Gerald Tuttle.

In the championship, Carolina led NC State by only five at the half, but the final tally was a lopsided 87-50 victory. Miller (25.3 points, 8.7 rebounds) became the second player ever (Len Chappell of Wake Forest) to repeat as MVP.

The 37-point margin of victory is the largest in championship game history.

1969

Carolina entered as the No. 1 seed for the third year in a row. Carolina's Charles Scott battled Wake's Charlie Davis in the semifinals. Davis

won the first half, as the Deacons led 37-29 at intermission. Scott took over in the second stanza, enabling UNC to win, 80-72. Scott and Grubar led the Tar Heels with 23 points apiece.

Carolina and Duke squared off in the championship game. The Blue Devils led by nine at halftime and the Tar Heels lost Grubar to a first-half knee injury. The second half featured one of the most memorable performances in ACC history as Scott scored 25 of his game-high 40 points on 12 of 13 shooting. Carolina won its third straight ACC title, 85-74, and Scott earned MVP honors.

1972

South Carolina's departure from the ACC left only seven teams, and Carolina received a bye into the semifinal against Duke. Four Tar Heels scored in double figures, led by Bobby Jones, who carded a double-double (14 points, 11 rebounds) as the Tar Heels won, 63-48.

Carolina was in the championship game for the fifth time in six years. Maryland was in the finals for the first time since 1958. Robert McAdoo (15 points, 7.5 rebounds per game) became the fifth Tar Heel in six years to earn the MVP award as Carolina held on for a 73-64 win. Dennis Wyciuk (17.5 points, 5 rebounds) and George Karl (13 points, 2.5 rebounds) joined McAdoo on the all-tournament

CAROLINA'S 18 ACC TOURNAMENT CHAMPIONSHIPS

Year	Tournament Site	Championship Game Result
1957	Raleigh, N.C.	North Carolina 95, South Carolina 75
1967	Greensboro, N.C.	North Carolina 82, Duke 73
1968	Charlotte, N.C.	North Carolina 87, N.C. State 50
1969	Charlotte, N.C.	North Carolina 85, Duke 74
1972	Greensboro, N.C.	North Carolina 73, Maryland 64
1975	Greensboro, N.C.	North Carolina 70, N.C. State 66
1977	Greensboro, N.C.	North Carolina 75, Virginia 69
1979	Greensboro, N.C.	North Carolina 71, Duke 63
1981	Landover, Md.	North Carolina 61, Maryland 60
1982	Greensboro, N.C.	North Carolina 47, Virginia 45
1989	Atlanta, Ga.	North Carolina 77, Duke 74
1991	Charlotte, N.C.	North Carolina 96, Duke 74
1994	Charlotte, N.C.	North Carolina 73, Virginia 66
1997	Greensboro, N.C.	North Carolina 64, N.C. State 54
1998	Greensboro, N.C.	North Carolina 83, Duke 68
2007	Tampa, Fla.	North Carolina 89, NC State 80
2008	Charlotte, N.C.	North Carolina 86, Clemson 81
2016	Washington, D.C.	North Carolina 61, Virginia 57



Robert McAdoo was the 1972 ACC Tournament MVP.
first team.

1975

The Tar Heels trailed Wake Forest in the quarter-final by eight points with 50 seconds left. Freshman point guard Phil Ford (44 seconds to play), Mitch Kupchak (36 seconds), Walter Davis (30 seconds) and Brad Hoffman (two seconds) hit jump shots and the Deacs missed a pair of free throws to force overtime. In the extra session with the game tied at 96 Carolina took possession with 58 seconds to play. UNC went Four Corners and drew a technical against Wake Forest with 29 seconds to play for not forcing UNC to take action. Ford hit the free throw and another free throw six seconds later as Carolina triumphed, 101-100. Davis (31 points, 12 rebounds), Kupchak (16 points, 14 rebounds) and Ford (25 points) led the Tar Heels.

Clemson came back from 11 down at the half to force overtime in the semifinals. A tip-in by Kupchak gave Carolina an overtime lead it would not relinquish. Ford led UNC with 29, making 15 of 18 from the free throw line.

Ford was outstanding in the championship game against defending NCAA champion NC State. Carolina took the lead, 56-55, on a jumper by Davis with nine minutes left and then went into its delay offense. Ford hit two baskets in the next two and one-half minutes, and NC State did not score during a 5:18 stretch, leading to a 70-66 Tar Heel victory. Ford (26 points per game) was the MVP and was joined on the first-team by Kupchak (13.7 points, 13.7 rebounds). Davis netted 19 points and grabbed 7.7 rebounds over the three games.

1977

No. 1 seed Carolina met No. 7 Virginia in the finals in a rematch of the 1976 final won by the Cavaliers. Ford scored 19 points in the first half, but the Cavaliers led by one at the break. Virginia led 64-56 with 7:08 remaining, but over the next 5:03 the Tar Heels outscored the Wahoos, 15-1. Freshman Mike O’Koren and John Kuester led the final charge after Ford fouled out with 5:45 to play and Virginia still holding a 64-61 advantage. A layup by Bruce Buckley with 3:37 to play broke a 67-all tie and gave UNC the lead

for good. Kuester’s take-charge attitude and perfect free throw shooting earned him MVP honors after the Tar Heel title.

1979

Duke defeated UNC in the final game of the regular season to share the regular-season title, but the Tar Heels won the draw for the tournament’s top seed and first-round bye. Carolina defeated Maryland, 102-79, in the semifinals, as five Tar Heels scored in double figures. Al Wood led with 19 points on 8 of 10 shooting.

Carolina beat Duke in the finals, 71-63. Dudley Bradley scored 16 points with seven steals and four assists and earned MVP honors. O’Koren had 18 points and eight rebounds and was 10 for 11 from the free throw line. The Tar Heels turned the ball over just seven times and forced 14 Duke miscues. O’Koren and Dave Colescott also were first-team selections.

1981

UNC beat Wake Forest, 58-57, in the semifinal as Mike Pepper nailed a 16-foot jumper with eight seconds to play. Sam Perkins scored 18 points and pulled down 15 rebounds and James Worthy added 12 points and 11 rebounds. The Deacons led 53-46 but Pepper and Perkins each hit two baskets. The second basket by Perkins gave UNC a 56-55 lead with 4:12 to play. Alvis Rogers hit an 11-foot jumper to give Wake the lead back with 1:30 to play, but Pepper hit the game-winner with eight seconds to go.

Carolina and Maryland met in the final in the Capital Centre in Landover, Md. The game was tied seven times in the second half, but the Tar Heels went ahead for good with 2:53 to play on a Jimmy Black steal and lay-up. Wood scored twice in the final two minutes to secure a 61-60 triumph.

Perkins (17.7 points, 8.3 rebounds) became just the second freshman ever, and first since Ford, to be named MVP. Worthy (13 points, 7.7 rebounds) joined Perkins as a first-team all-tournament selection.

ACC TOURNAMENT SERIES RECORDS	
Boston College	2-1
Clemson	15-1
Duke	8-12
Florida State	5-2
Georgia Tech	4-5
Louisville	1-0
Maryland	14-3
Miami	1-1
NC State	12-4
Notre Dame	1-1
Pittsburgh	1-1
South Carolina	4-2
Virginia	13-3
Virginia Tech	2-0
Wake Forest	13-8
Total	96-44

1982

No. 1-ranked Carolina led No. 2 Virginia, 34-31, at halftime behind Worthy’s 16 points. Michael Jordan scored four of the Tar Heels’ first five field goals in the second half. His fourth straight field goal, with 8:44 to play, was Carolina’s last of the game. Leading 44-43 with 7:34 remaining, Carolina spread the floor and held the ball. Virginia fouled six times over the next 7:06, finally putting Matt Doherty on the foul line for 1-and-1 with 28 seconds left. Doherty hit the first for a two-point edge. Virginia turned the ball over with three seconds to play. Doherty

hit two free throws and Virginia’s Ralph Sampson had an uncontested dunk with one second left as UNC prevailed, 47-45. The field goal by Sampson was the first by the Cavaliers since the 7:34 mark.

Worthy (13.3 points, 8 rebounds), Perkins (9.7 points, 7.3 rebounds) and Jordan (11.7 points, 3 rebounds) were named to the first-team all-tournament team, and Worthy was named MVP.

1989

Carolina breezed to the championship game, recording a 15-point win over Georgia Tech and a 30-point rout of eighth-seeded Maryland, which had knocked off No. 1 seed NC State.

The 1989 ACC championship game was one of the most memorable and intense meetings ever between Carolina and Duke. Both teams had won regular-season games on the other’s home floor.

Stifling defense by both teams led to 44 turnovers, 26 of which the Tar Heels committed. J.R. Reid had 14 points and nine rebounds and Steve Bucknall had 10 points and five assists to lead UNC. The game was tied five times in the second half and Duke led just once, with 5:28 to play. Bucknall hit a driving basket and free throw with 1:46 remaining to break a 66-all tie. Bucknall and King Rice both went 4 for 4 from the line to clinch the win. Reid (16.0 points, 8.0 rebounds per game) won MVP honors.

1991

After hard-fought victories over Clemson and Virginia, the Tar Heels met a Duke team in the championship game that had swept the regular-season series from UNC. Carolina raced out to a 15-4 lead and thrashed Duke, 96-74. Rick Fox made 10 of 16 field goal attempts for 25 points and Hubert Davis netted 17. Rice had 12 points and seven assists and did not commit a turnover. Fox averaged 17.3 points and 9 rebounds over the three games and was named MVP. Davis averaged 13.7 points and hit nearly 64 percent from three-point range in the Tournament.

The win was the largest in the finals since Carolina beat NC State, 87-50, in 1968.

1994

Carolina faced Wake Forest in the semifinal in what proved to be one of the most exciting games in ACC Tournament history. Wake Forest led, 76-70, with 2:15 to play, but Derrick Phelps helped cut the deficit to three



Freshman and ACC Tournament MVP Phil Ford cuts the nets in Greensboro in 1975.

CAROLINA IN THE ACC TOURNAMENT

Date	Site	Seeds (UNC-Opp.)	Opponent	W/L	Score	Round	Date	Site	Seeds (UNC-Opp.)	Opponent	W/L	Score	Round
3/4/1954	RAL	5-4	NC State	L	51-52	Quarterfinals	3/10/1989	ATL	4-5	Georgia Tech	W	77-62	Quarterfinals
3/3/1955	RAL	5-4	Wake Forest	L	82-95	Quarterfinals	3/11/1989	ATL	4-8	Maryland	W	88-58	Semifinals
3/1/1956	RAL	2-7	Virginia	W	81-77	Quarterfinals	3/12/1989	ATL	4-2	Duke	W	77-74	Championship
3/2/1956	RAL	2-3	Wake Forest	L	56-77	Semifinals	3/9/1990	CHAR	4-5	Virginia	L	85-92 (OT)	Quarterfinals
3/7/1957	RAL	1-8	Clemson	W	81-61	Quarterfinals	3/8/1991	CHAR	2-7	Clemson	W	67-59	Quarterfinals
3/8/1957	RAL	1-4	Wake Forest	W	61-59	Semifinals	3/9/1991	CHAR	2-6	Virginia	W	76-71	Semifinals
3/9/1957	RAL	1-6	South Carolina	W	95-75	Championship	3/10/1991	CHAR	2-1	Duke	W	96-74	Championship
3/6/1958	RAL	3-6	Clemson	W	63-51	Quarterfinals	3/13/1992	CHAR	3-6	Wake Forest	W	80-65	Quarterfinals
3/7/1958	RAL	3-2	NC State	W	64-58	Semifinals	3/14/1992	CHAR	3-2	Florida State	W	80-76	Semifinals
3/8/1958	RAL	3-4	Maryland	L	74-86	Championship	3/15/1992	CHAR	3-1	Duke	L	74-94	Championship
3/5/1959	RAL	2-7	Clemson	W	93-69	Quarterfinals	3/12/1993	CHAR	1-8	Maryland	W	102-66	Quarterfinals
3/6/1959	RAL	2-3	Duke	W	74-71	Semifinals	3/13/1993	CHAR	1-5	Virginia	W	74-56	Semifinals
3/7/1959	RAL	2-1	NC State	L	56-80	Championship	3/14/1993	CHAR	1-6	Georgia Tech	L	75-77	Championship
3/3/1960	RAL	1-8	Virginia	W	84-63	Quarterfinals	3/11/1994	CHAR	2-7	Florida State	W	83-69	Quarterfinals
3/4/1960	RAL	1-4	Duke	L	69-71	Semifinals	3/12/1994	CHAR	2-3	Wake Forest	W	86-84 (OT)	Semifinals
3/1/1962	RAL	4-5	South Carolina	L	55-57	Quarterfinals	3/13/1994	CHAR	2-4	Virginia	W	73-66	Championship
2/28/1963	RAL	3-6	South Carolina	W	93-76	Quarterfinals	3/10/1995	GBO	2-7	Clemson	W	78-62	Quarterfinals
3/1/1963	RAL	3-2	Wake Forest	L	55-56	Semifinals	3/11/1995	GBO	2-3	Maryland	W	97-92 (OT)	Semifinals
3/5/1964	RAL	5-4	South Carolina	W	80-63	Quarterfinals	3/12/1995	GBO	2-1	Wake Forest	L	80-82 (OT)	Championship
3/4/1964	RAL	5-1	Duke	L	49-65	Semifinals	3/8/1996	GBO	3-6	Clemson	L	73-75	Quarterfinals
3/4/1965	RAL	4-5	Wake Forest	L	76-92	Quarterfinals	3/7/1997	GBO	3-6	Virginia	W	78-68	Quarterfinals
3/3/1966	RAL	4-5	Maryland	W	77-70	Quarterfinals	3/8/1997	GBO	3-2	Wake Forest	W	86-73	Semifinals
3/4/1966	RAL	4-1	Duke	L	20-21	Semifinals	3/9/1997	GBO	3-8	NC State	W	64-54	Championship
3/9/1967	GBO	1-8	NC State	W	56-53	Quarterfinals	3/6/1998	GBO	2-8	NC State	W	73-46	Quarterfinals
3/10/1967	GBO	1-5	Wake Forest	W	89-79	Semifinals	3/7/1998	GBO	2-3	Maryland	W	83-73 (OT)	Semifinals
3/11/1967	GBO	1-2	Duke	W	82-73	Championship	3/8/1998	GBO	2-1	Duke	W	83-88	Championship
3/7/1968	CHAR	1-8	Wake Forest	W	83-70	Quarterfinals	3/5/1999	CHAR	3-6	Georgia Tech	W	78-49	Quarterfinals
3/8/1968	CHAR	1-4	South Carolina	W	82-79 (OT)	Semifinals	3/6/1999	CHAR	3-2	Maryland	W	86-79	Semifinals
3/9/1968	CHAR	1-3	NC State	W	87-50	Championship	3/7/1999	CHAR	3-1	Duke	L	73-96	Championship
3/6/1969	CHAR	1-8	Clemson	W	94-70	Quarterfinals	3/10/2000	CHAR	4-5	Wake Forest	L	52-58	Quarterfinals
3/7/1969	CHAR	1-5	Wake Forest	W	80-72	Semifinals	3/9/2001	ATL	1-9	Clemson	W	99-81	Quarterfinals
3/8/1969	CHAR	1-3	Duke	W	85-74	Championship	3/10/2001	ATL	1-5	Georgia Tech	W	70-63	Semifinals
3/5/1970	CHAR	2-7	Virginia	L	93-95	Quarterfinals	3/11/2001	ATL	1-2	Duke	L	53-79	Championship
3/11/1971	GBO	1-8	Clemson	W	76-41	Quarterfinals	3/8/2002	CHAR	7-2	Duke	L	48-60	Quarterfinals
3/12/1971	GBO	1-5	Virginia	W	78-68	Semifinals	3/14/2003	GBO	7-2	Maryland	W	84-72	Quarterfinals
3/13/1971	GBO	1-2	South Carolina	L	51-52	Championship	3/15/2003	GBO	7-3	Duke	L	63-75	Semifinals
3/10/1972	GBO	1-4	Duke	W	63-48	Semifinals	3/12/2004	GBO	5-4	Georgia Tech	L	82-83	Quarterfinals
3/11/1972	GBO	1-2	Maryland	W	73-64	Championship	3/11/2005	DC	1-9	Clemson	W	88-81	Quarterfinals
3/8/1973	GBO	2-7	Wake Forest	L	52-54 (OT)	Quarterfinals	3/12/2005	DC	1-5	Georgia Tech	L	75-78	Semifinals
3/7/1974	GBO	3-6	Wake Forest	W	76-62	Quarterfinals	3/10/2006	GBO	2-7	Virginia	W	79-67	Quarterfinals
3/8/1974	GBO	3-2	Maryland	L	85-105	Semifinals	3/11/2006	GBO	2-3	Boston College	L	82-85	Semifinals
3/6/1975	GBO	2-7	Wake Forest	W	101-100 (OT)	Quarterfinals	3/9/2007	TAM	1-9	Florida State	W	73-58	Quarterfinals
3/7/1975	GBO	2-3	Clemson	W	76-71 (OT)	Semifinals	3/10/2007	TAM	1-4	Boston College	W	71-56	Semifinals
3/8/1975	GBO	2-4	NC State	W	70-66	Championship	3/11/2007	TAM	1-10	NC State	W	89-80	Championship
3/5/1976	MD	1-4	Clemson	W	82-74	Semifinals	3/14/2008	CHAR	1-9	Florida State	W	82-70	Quarterfinals
3/6/1976	MD	1-6	Virginia	L	62-67	Championship	3/15/2008	CHAR	1-4	Virginia Tech	W	68-66	Semifinals
3/4/1977	GBO	1-5	NC State	W	70-56	Semifinals	3/16/2008	CHAR	1-3	Clemson	W	86-81	Championship
3/5/1977	GBO	1-7	Virginia	W	75-69	Championship	3/13/2009	ATL	1-8	Virginia Tech	W	79-76	Quarterfinals
3/2/1978	GBO	1-5	Wake Forest	L	77-82	Semifinals	3/14/2009	ATL	1-4	Florida State	L	70-73	Semifinals
3/2/1979	GBO	1-4	Maryland	W	102-79	Semifinals	3/11/2010	GBO	10-7	Georgia Tech	L	58-62	First Round
3/3/1979	GBO	1-2	Duke	W	71-63	Championship	3/11/2011	GBO	1-9	Miami	W	61-59	Quarterfinals
2/28/1980	GBO	2-7	Wake Forest	W	75-62	Quarterfinals	3/12/2011	GBO	1-4	Clemson	W	92-87 (ot)	Semifinals
2/29/1980	GBO	2-6	Duke	L	61-75	Semifinals	3/13/2011	GBO	1-2	Duke	L	58-75	Championship
3/5/1981	MD	2-7	NC State	W	69-54	Quarterfinals	3/9/2012	ATL	1-8	Maryland	W	85-69	Quarterfinals
3/6/1981	MD	2-3	Wake Forest	W	58-57	Semifinals	3/10/2012	ATL	1-5	NC State	W	69-67	Semifinals
3/7/1981	MD	2-4	Maryland	W	61-60	Championship	3/11/2012	ATL	1-3	Florida State	L	82-85	Championship
3/5/1982	GBO	1-8	Georgia Tech	W	55-39	Quarterfinals	3/15/2013	GBO	3-6	Florida State	W	83-62	Quarterfinals
3/6/1982	GBO	1-4	NC State	W	58-46	Semifinals	3/16/2013	GBO	3-7	Maryland	W	79-76	Semifinals
3/7/1982	GBO	1-2	Virginia	W	47-45	Championship	3/17/2013	GBO	3-1	Miami	L	77-87	Championship
3/11/1983	ATL	1-8	Clemson	W	105-79	Quarterfinals	3/14/2014	GBO	4-5	Pittsburgh	L	75-80	Quarterfinals
3/12/1983	ATL	1-4	NC State	L	84-91 (OT)	Semifinals	3/11/2015	GBO	5-12	Boston College	W	81-63	Second Round
3/9/1984	GBO	1-8	Clemson	W	78-66	Quarterfinals	3/12/2015	GBO	5-4	Louisville	W	70-60	Quarterfinals
3/10/1984	GBO	1-4	Duke	L	75-77	Semifinals	3/13/2015	GBO	5-1	Virginia	W	71-67	Semifinals
3/8/1985	ATL	2-7	Wake Forest	W	72-61 (OT)	Quarterfinals	3/14/2015	GBO	5-3	Notre Dame	L	82-90	Championship
3/9/1985	ATL	2-3	NC State	W	57-51	Semifinals	3/10/2016	DC	1-8	Pitt	W	88-71	Quarterfinals
3/10/1985	ATL	2-1	Georgia Tech	L	54-57	Championship	3/11/2016	DC	1-4	Notre Dame	W	78-47	Semifinals
3/7/1986	GBO	3-6	Maryland	L	75-85	Quarterfinals	3/12/2016	DC	1-2	Virginia	W	61-57	Championship
3/6/1987	MD	1-8	Maryland	W	82-63	Quarterfinals							
3/7/1987	MD	1-4	Virginia	W	84-82 (2OT)	Semifinals							
3/8/1987	MD	1-6	NC State	L	67-68	Championship							
3/11/1988	GBO	1-8	Wake Forest	W	83-62	Quarterfinals							
3/12/1988	GBO	1-5	Maryland	W	74-64	Semifinals							
3/13/1988	GBO	1-3	Duke	L	61-65	Championship							

*UNC did not compete in the ACC Tournament in 1961
*UNC received Quarterfinal byes in 1972, '76, '77, '78, '79

Key to Sites: ATL=Omni (1983, 1985, 1989)/Georgia Dome (2001, 2009)/Philips Arena (2012), Atlanta, Ga.; CHAR=Charlotte Coliseum/Charlotte Bobcats Arena (2008), Charlotte, N.C.; DC=MCI Center, Washington, D.C.; GBO=Greensboro Coliseum, Greensboro, N.C.; MD=Capital Centre, Landover, Md.; RAL=Reynolds Coliseum, Raleigh, N.C.; TAM=St. Pete Times Forum, Tampa, Fla.

with 11 seconds left. Phelps then made the first of two free throws and rebounded his own miss on the second. He fed Dante Calabria who drove the lane and hit a twisting bank shot with three seconds remaining for a tie at 81.

Carolina led 84-81 in overtime, but a three-pointer by Rusty LaRue tied the game with 39 seconds left. UNC freshman Jerry Stackhouse, the Tournament's MVP, hit the game-winner on a baseline drive with five seconds to play. Wake Forest guard Randolph Childress, who scored 31 points, just

missed a long three-pointer as the clock expired.

Stackhouse had 14 points and seven rebounds and Eric Montross added 12 points and nine rebounds to lead Carolina past Virginia, 73-66, in the title game.


1997

The Tar Heels lost their first three ACC regular-season games, but rallied to go 8-0 in the second half to finish tied for second place. Carolina then swept past Virginia, Wake Forest and NC

State to claim its 14th Tournament title. Junior guard Shammond Williams earned MVP honors, averaging 20.0 points and 5.0 assists.

Antawn Jamison scored 24 points and grabbed 10 rebounds and point guard Ed Cota had 11 points and 10 assists in the 78-68 quarterfinal win over Virginia. Williams made eight of 11 shots, including four of seven three-pointers, in an 86-73 triumph over the Tim Duncan-led Demon Deacons in the semifinals.

In the championship game, Williams again led



The 1989 team won a legendary ACC Tournament final over Duke in Atlanta.

Carolina with 23 points, nine of which came on a trio of three-point baskets in a 2:02 span midway through the second half. Jamison added 17 points and a game-high 11 rebounds. Carolina shot 59.0 percent from the floor, the third-highest percentage ever by the winning team in an ACC final.

1998

Carolina repeated as Tournament champions for the first time since 1981-82 with victories over NC State, Maryland and Duke. Those wins avenged regular-season losses against the same three opponents. Jamison injured a muscle in the overtime win over the Terrapins in the semifinal, and was questionable for Sunday's championship game. However, Jamison was relentless against the Blue Devils, sparking UNC to a 15-point win over the nation's top-ranked team with a 22-point, 18-rebound effort that ranks as one of the finest in championship game history.

Jamison had 25 points in the opening round win over the Wolfpack. The Tar Heels trailed throughout much of the second half against Maryland, but rallied behind Shammond Williams to force overtime. Williams added 10 points in the extra stanza to lead Carolina to an 83-73 triumph.

Carolina's win over Duke in the championship game was UNC's sixth in title game matchups against the Blue Devils. The game was tied at 57 with less than 11 minutes to play, but the Tar Heels reeled off the next 13 points. Williams and Vince Carter had 19 and 16 points, respectively.

2007

Carolina won its 16th ACC Tournament in 2007 in Tampa, Fla., with wins over Florida State, Boston College and NC State.

As the Tournament's top seed, Carolina beat No. 9 seed Florida State in the quarterfinals. Wayne Ellington scored 18 points to lead four double-figure scorers in the win over the Seminoles. Brandon Wright scored 20 points to lead the top-seeded Tar Heels to a 71-56 win over No. 4 seed Boston College in the semifinals.

All five Tar Heel starters scored in double figures as Carolina beat NC State, 89-80, in the final. Rey-

CAROLINA'S ACC TOURNAMENT MATRIX BY SEED												
Opp. Seed	#1	#2	#3	#4	#5	#6	#7	#8	#9	#10	#12	Total
#1	—	5-3	3-2	11-4	8-2	1-3	1-0	15-0	5-0	1-0	—	50-14
UNC's	#2	2-3	—	7-2	3-0	0-0	1-1	10-2	1-0	0-0	—	24-8
Seed	#3	0-3	4-2	—	0-1	0-0	7-1	1-1	1-0	0-0	—	13-8
	#4	0-1	1-0	0-0	—	2-5	0-0	0-0	1-0	0-0	—	4-6
	#5	1-1	0-0	0-0	2-3	—	0-0	0-0	0-0	—	1-0	4-5
	#7	—	1-1	0-1	—	—	—	—	—	—	—	1-2
	#10	—	—	—	—	—	0-1	—	—	—	—	0-1
	Overall Record											96-44

shawn Terry scored eight consecutive points in a late-game stretch to capture the win.

Wright was named MVP, becoming the fifth freshman and fourth Tar Heel freshman to do so. Wright, Ellington and Ty Lawson made the All-ACC Tournament team, the first time three freshmen from the same team ever earned that honor.

2008

Carolina beat Florida State, Virginia Tech and Clemson to win the 2008 ACC title, its second in a row and an ACC-record 17th overall. The Tar Heels have won back-to-back ACC Tournament titles five times — 1967-68, 1968-69, 1981-82, 1997-98 and 2007-08.

Tyler Hansbrough, Wayne Ellington and Marcus Ginyard were named to the ACC All-Tournament First Team.

Virginia Tech led most of the game in the semifinals. Ellington hit a pair of three-pointers late to tie the game before Hansbrough hit a baseline jump shot with 0.8 seconds left for a 68-66 win. Ellington made 10 of 13 shots from the floor and had 24 points in the championship game win over Clemson.

Hansbrough had 26 points and nine rebounds against the Hokies and 18 points and 11 rebounds in the finals to earn MVP honors.

2016

Carolina opened the Tournament by surrendering the first eight points in its quarterfinal against No. 8 Pitt. The Panthers led by seven with 4:36 to play in the first half before the Tar Heels went on a 13-2 run to end the half. UNC shot 61.5 percent from the floor in the second and pulled away for an 88-71 win.

The Tar Heels dominated Notre Dame in the semifinals. The 78-47 win was UNC's largest ever in the semifinals and Carolina's biggest in any ACC Tournament game since 1993. The Tar Heels led 23-22, then went on an 18-0 run to end the half. Marcus Paige led with 16 points and seven assists and Isaiah Hicks had a career-high 15 rebounds.

The top-seeded Tar Heels beat No. 2 Virginia, 61-57 to win the title, avenging a loss in the regular-season meeting two weeks prior in Charlottesville. Tournament MVP Joel Berry II led UNC with 19 points.

The championship game was tied at 28-28 at the half and at 44-all with 8:25 to play. The Tar Heels went on a 9-2 run over the next 6:40, sparked by a three-pointer by Berry and a steal and dunk by Justin Jackson.

Berry averaged a team-high 17.0 points and was 17 for 24 from the floor, 7 for 10 from three-pointers and 10 from 10 from the free throw line over the three games en route to MVP honors.



Vince Carter and Carolina won their second consecutive ACC title in 1998.



Brice Johnson and MVP Joel Berry II celebrate the 2016 ACC title.

CAROLINA:

- 18 ACC TOURNAMENT TITLES
- 96 ACC TOURNAMENT WINS
- 34 ACC FINALS
- 25 NO. 1 SEEDS

1957 Season

The Tar Heels had to pull out numerous close games to preserve their perfect 32-0 record and NCAA title. Win No. 17 was a 65-61 triumph over Maryland in double overtime. Tommy Kearns' free throws provided the winning margin in the 18th consecutive win, 75-73, over Duke. The Tar Heels beat Wake Forest for the fourth time in that one year in the ACC Tournament semifinals. Carolina trailed with less than a minute left, but squeaked out a 61-59 win.

Those close games were nothing compared to the drama that unfolded in the Final Four in Kansas City. The Tar Heels won back-to-back triple overtime games against Michigan State and Kansas to capture UNC's first NCAA championship. Pete Brennan's jumper against Michigan State was a key play that extended the game into the second overtime. Joe Quigg's two free throws with six seconds remaining in the third overtime gave Carolina a 54-53 win over Kansas and Wilt Chamberlain in the final. In 1999, Sports Illustrated selected the 1957 NCAA title game as its second-favorite game of all-time.

UNC 87, Davidson 85
March 15, 1969

Charles Scott almost single-handedly carried the Tar Heels to victory in the NCAA East Regional final in College Park, Md. Scott connected on 10 of 14 field goal attempts in the second half. Davidson had the ball with 1:05 remaining and the score tied, 85-85, but Gerald Tuttle drew a charge for the Tar Heels. Scott hit a 20-footer with three seconds left and Carolina advanced to its third consecutive Final Four.

UNC 73, Duke 71
January 19, 1974

The Tar Heels defeated the Blue Devils on a last-second shot at Cameron Indoor Stadium. The Tar Heels rallied to tie the score and Duke had the ball at half-court with four seconds left. Bobby Jones stole the inbounds pass and hit an off-balance lay-up with one second left to give Carolina a 73-71 win.

UNC 96, Duke 92 (OT)
March 2, 1974

In one of the most famous comebacks in college basketball, the Tar Heels rallied from eight points down with 17 seconds remaining against Duke to force overtime. Trailing 86-78, Bobby Jones made both ends of a one-and-one with just 17 seconds left. John Kuester cut the deficit to four with 13 seconds to play with a lay-up after Duke threw away the inbounds pass. The Blue Devils again lost the inbounds pass and Jones cut the deficit to two on a put-back off an Ed Stahl miss. Six seconds remained. The Tar Heels fouled Pete Kramer with four seconds left, and he missed the front end of the one-and-one. Stahl grabbed the rebound and called a timeout with three ticks left. Mitch Kupchak in-bounded the ball to Walter Davis, who launched a 25-foot shot as time expired. The shot banked off the glass to



The UNC bench jumps for joy as Charles Scott hits the game-winner as time expires, giving the Tar Heels an 87-85 win over Davidson in the 1969 NCAA East Regional Final.

tie the score at 86-86. Carmichael Auditorium erupted and Carolina went on to win 96-92 in overtime.

UNC 101, Wake Forest 100 (OT)
March 6, 1975


Carolina trailed Wake Forest, 90-82, with 50 seconds remaining in the ACC quarterfinals. Phil Ford hit a 20-footer with 43 ticks left and Mitch Kupchak followed a Deacon turnover with a driving layup with 34 seconds to play. Wake Forest's inbounds pass grazed the scoreboard, turning the ball back to Carolina. Walter Davis scored to make it 90-88 with 29 seconds left. The Deacons failed to convert two one-and-one opportunities before Brad Hoffman drove the baseline and nailed a 12-footer to tie the game with two seconds left. The Tar Heels pulled out the 101-100 win in overtime and went on to capture the ACC title two days later.

UNC 70, N.C. State 69
January 17, 1979

Carolina charged out to a 40-19 halftime lead and led by 17 with 10:30 to play, but the Wolfpack got hot. Kenny Matthews hit a jumper with 32 seconds left that gave State a 69-68 lead. Dudley Bradley missed a jumper for the Tar Heels and State grabbed the rebound with 16 seconds left. Reynolds Coliseum celebrated. But Bradley stole the ball from Clyde Austin at mid-court and drove in for the game-winning dunk and a 70-69 triumph.

UNC 63, Georgetown 62
March 29, 1982

Michael Jordan hit a jumper from the left wing with 17 seconds to play to give Dean Smith his first national championship. Final Four MVP



Sally Sather

Dudley Bradley's steal and dunk in the final seconds gave the Tar Heels a 70-69 win at NC State on January 17, 1979.

James Worthy had 28 points, but it was the freshman Jordan who took a pass from Jimmy Black and made the game-winning shot. Worthy stole an errant pass from Hoya forward Fred Brown in the final seconds to clinch the title.

UNC 70, Tulane 68 (3 OT)
November 30, 1982

John Williams made two free throws with eight seconds to play to give Tulane a 53-51 edge. Michael Jordan was whistled for an offensive foul with four seconds remaining, and it appeared the Tar Heels would start a season with three successive losses for the first time since 1928-29. However, Jordan stole the inbounds pass and hit a 24-foot prayer at the buzzer to tie the game. Carolina prevailed, 70-68, in triple overtime.

UNC 64, Virginia 63
February 10, 1983

Carolina trailed second-ranked Virginia by 16 points in the second half and was down 63-53 with 4:12 remaining. Jimmy Braddock hit a three-pointer and Matt Doherty and Sam Perkins each converted one-and-ones to close the gap to 63-60 with 2:54 remaining. Virginia held the ball and Perkins was forced to foul Ralph Sampson with 1:20 left. The All-America center missed the front end of his one-and-one. Braddock missed a three-pointer, but Michael Jordan was there to put in the rebound. As Rick Carlisle dribbled up-court, Jordan stole the ball and slammed it home for a 64-63 Tar Heel lead. Carlisle missed a last-second shot and Jordan grabbed the rebound in front of a delirious Carmichael crowd.

UNC 75, Maryland 74
January 9, 1985

Lefty Driesell's Maryland Terrapins seemed poised to knock off Carolina at Carmichael Auditorium. The Terps led 72-69 with 23 seconds left and Keith Gatlin on the line for a one-and-one. The 83 percent foul shooter missed the front end and UNC's Kenny Smith sank a jump shot with 16 seconds left. Adrian Branch, a 78 percent free-throw shooter, also missed. Dave Popson provided the winning points with a high-arching jumper with nine seconds to play. Curtis Hunter's steal and free throws secured the win.

UNC 60, Notre Dame 58
March 16, 1985

In the second round of the NCAA Tournament, the higher-seeded Tar Heels had to play at Notre Dame. Tied at 58 with 1:38 left, the Irish held for the last shot. Irish point guard David Rivers lost control of the ball, enabling Curtis Hunter to scoop it up and make a lead pass to Kenny Smith. Smith slammed it home, then stole the inbounds pass to seal the win.



Walter Davis (No. 24) capped an eight-point comeback in the final 17 seconds of regulation with this 25-foot shot at the buzzer on March 2, 1974. Carolina went on to defeat Duke, 96-92, in overtime.

UNC 96, Syracuse 93 (OT)
November 21, 1987

Undermanned Carolina faced top-ranked Syracuse in the Hall of Fame Tip-Off Classic and the Orange led by 14 with 15:39 to play. Carolina stormed back and sent the game into overtime when freshman Pete Chilcutt hit a turnaround jumper at the horn to tie the game at 85.

UNC 80, James Madison 79
November 24, 1989

The Tar Heels trailed Lefty Driesell's Dukes, 79-70, with less than a minute to play in the Maui Classic. An offensive rebound basket by Rick Fox and a steal and three-pointer by Hubert Davis cut the deficit to four with 48 seconds to play. Pete Chilcutt hit a three to pull within one with 10 ticks remaining. The Tar Heels had one last chance after a JMU player stepped out of bounds and King Rice tossed an off-balance runner from the top of the key that banked in at the buzzer.

UNC 79, Oklahoma 77
March 17, 1990

The Tar Heels trailed No. 1 ranked Oklahoma, 74-73, with 55 seconds to play when Rick Fox nailed a three-pointer from 25 feet away. The Sooners answered with a conventional three-point play and led, 77-76, but King Rice was fouled with 10 seconds left. Rice hit the first shot, but missed the second. The rebound went out-of-bounds to Carolina with eight seconds to play. Fox hit a driving bank shot off the glass as time expired that gave the Tar Heels a 79-77 win and a 10th consecutive trip to the Sweet 16.

UNC 80, Wake Forest 78
February 8, 1992

Just three days after knocking off No. 1 Duke, Carolina rallied from 22 points behind to defeat Wake Forest, 80-78, on Brian Reese's jumper at the buzzer. The comeback was the largest in Tar Heel history. UNC trailed by 20 with 14:49 to play and by 11 with 6:17 to go before a 10-0 run cut the Deacs lead to 75-74. Pat Sullivan tied the game at 78 with a pair of free throws with 38 seconds left. Reese set up the final possession with a steal with 16 seconds to go. He drove the lane and missed, but grabbed his own rebound and launched a 12-footer at the buzzer for the win.

UNC 82, Florida State 77
January 27, 1993

The Seminoles jumped out to a 45-28 advantage at the half and later extended the lead to as many as 21 points. Carolina trailed 73-54 with less than nine minutes to play. The Tar Heels, keyed by a pair of three-pointers by Henrik Rodl, then ran off 15 straight points and Eric Montross hit a jump hook with 1:59 left to cut the FSU lead to 77-76. George Lynch stole a crosscourt pass by Charlie Ward and slammed the ball home to give Carolina a 78-77 lead. Clutch foul shooting by Donald Williams sealed the 82-77 victory.

The Tar Heels outscored the Seminoles 28-4 over the last nine minutes.

1993 NCAA Tournament

The Tar Heels had to overcome double-digit deficits on three different occasions. Carolina trailed Arkansas, 25-14, more than 10 minutes into the first half of the East Regional semifinal. Sparked by George Lynch and Donald Williams, the Tar Heels went on a 14-3 run to tie the game at 28. Carolina fell behind 38-31 before knotting the score at 45 at halftime and eventually prevailing 80-74.

The Tar Heels trailed Cincinnati 29-14 in the regional final with less than seven minutes remaining in the first half. Nick Van Exel hit his sixth three-pointer of the half with 4:50 remaining to chalk up his 21st point and a 33-20 UC lead. Led by Derrick Phelps' defense, Carolina cut the deficit to one by halftime, held Van Exel to only two points in the final 20 minutes and pulled out a 75-68 overtime win.

The Tar Heels fell behind Michigan, 23-13, in the national championship game. Carolina went on a 12-2 run to tie the game, capped off by a three-pointer by Donald Williams. Carolina took a 42-36 halftime lead and went on to win the title, 77-71. Williams finished with 25 points and hit four free throws in the final minutes to secure the win.

UNC 86, Wake Forest 84 (OT)
March 12, 1994

The Tar Heels erased a five-point deficit in the final 1:15 of regulation to down the Demon Deacons, 86-84, in overtime in the ACC semifinals. Leading 81-78, Wake Forest chose to foul Derrick Phelps with 11.8 seconds left. Phelps made the first free throw and missed the second, but grabbed the rebound. He found Dante Calabria, whose baseline drive and basket with 3.8 ticks left tied the score at 81. Freshman Jerry Stackhouse took a pass from Phelps and hit a driving shot to win the game, 86-84. Carolina went on to win its 13th ACC title the next day with a 73-66 victory over Virginia.

UNC 62, Wake Forest 61
January 28, 1995

Winston-Salem was the stage for a battle between sophomore centers Rasheed Wallace and Tim Duncan. Duncan had 18 points, 17 rebounds and seven blocks, and Wallace countered with 17 points, 10 rebounds and three blocks. Carolina trailed Wake Forest 53-43 with 6:39 left. Strong inside play from Wallace and the three-point shooting of Jeff McInnis and Donald Williams brought UNC to within one at 61-60. Williams then hit a running one-hander from the right side of the lane with 5.5 seconds remaining for a 62-61 win.

UNC 102, Duke 100 (2 OT)
February 2, 1995

The Tar Heels jumped out to a 26-9 lead on a spectacular reverse dunk by Jerry Stackhouse over two Blue Devils. Duke pulled within five at halftime and led by as many as 12 in the second half. UNC battled back from a nine-point deficit with 6:18 remaining to force overtime. The Tar Heels led by nine, but Duke made three three-pointers, including a 30-footer from Jeff Capel at the buzzer, to knot the score at 95 and force a second overtime. Donald Williams hit a pair of 12-footers in the second OT and Jeff McInnis had a steal and lay-up with under a minute to play to give Carolina a 102-100 win. Stackhouse and Rasheed Wallace each had 25 points and Williams added 24 in one of the greatest college basketball games ever played.

UNC 73, Duke 72
January 31, 1996

The Blue Devils' lead was three when Ademola Okulaja grabbed an offensive rebound and scored to make it 69-68 with 1:55 to go. Steve Wojciechowski hit a three-pointer for a 72-68 Duke lead with 1:13 to play, but Shammond Williams countered with a three of his own 15 seconds later. Duke turned the ball over and the Tar Heels nearly returned the favor, but Williams forced a jump ball after a scramble. Possession favored UNC and Jeff McInnis drove into the lane and fed Serge Zwikker, whose shot was blocked by Greg Newton. Dante Calabria tipped the loose ball in for a 73-72 lead. Duke had one final chance to win, but Ricky Price's baseline



Jerry Stackhouse scored 25 points in the 102-100, double-overtime win at Duke in 1995.

jumper at the buzzer hit the front of the rim.

UNC 59, N.C. State 56
January 15, 1997

The Tar Heels began ACC play with three straight losses for the first time in history. Carolina led 36-28 at halftime, but did not score a field goal in the second half until the 8:09 mark and had just two baskets in the first 18 minutes of the second stanza. The Wolfpack led 56-47 with 2:00 to play, but the Tar Heels went on a 12-0 run to finish the game. Antawn Jamison began the rally by forcing a steal and Shammond Williams hit a lay-up to pull within seven. Williams hit a three-pointer and Jamison added a lay-up to pull within two points with 50 seconds to play. Trailing by one with 28 seconds left, Carolina fouled and State missed the front end of a one-and-one. The Tar Heels went ahead for good with 12 seconds to play as Ademola Okulaja fed Jamison on the low block for a lay-up. Vince Carter stole the inbounds pass after the go-ahead score to secure the win.

UNC 45, N.C. State 44
February 12, 1997

This was the lowest scoring output in a win during Dean Smith's 36 years as head coach. The Tar Heels trailed 28-19 at the half, but pulled within 42-41 with 7:25 to play. Neither team scored until a Damon Thornton basket with 2:03 left gave State a 44-41 advantage. Serge Zwikker scored for UNC to make it 44-43. With 12.3 seconds to play, Antawn Jamison forced a turnover and freshman point guard Ed Cota drove to the left baseline and lofted a floater which found

the net with 4.5 seconds remaining. Vince Carter blocked State's last shot at the buzzer to clinch the victory.

UNC 107, Ga. Tech 100 (2 OT)
February 8, 1998

The Tar Heels let a seven-point lead slip away in the final minute of regulation, but Shammond Williams put on an awesome three-point shooting display as Carolina prevailed, 107-100, in double-overtime in Atlanta. Williams forced a second overtime with a pair of free throws with six seconds left in the first extra period. In the second OT, Williams scored 12 of his career-high 42 points, including two three-pointers.

UNC 74, Tennessee 69
March 24, 2000

Carolina was unranked for the first time in 10 years and entered the NCAA Tournament as a No. 8 seed. The Tar Heels trailed 10th-ranked Tennessee, 39-36, at halftime of the regional semifinal. The Vols led by two when UNC center Brendan Haywood fouled out with 8:03 left and led, 64-57, with 4:48 to play. But freshman Joseph Forte hit a three-pointer and Jason Capel had a steal and lay-up to make it 64-62 with 3:41 left. Ed Cota tied the game on a driving lay-up and followed with a jumper to give UNC the lead with 1:59 left. Forte, Julius Peppers and Cota each hit two free throws in the final 0:34 to cap a 15-3 Tar Heel run and a 74-69 win.

UNC 70, Wake Forest 69
January 6, 2001

Brendan Haywood grabbed a loose ball in the lane and scored with 3.3 seconds to play to give the Tar Heels the win over No. 4-ranked and previously undefeated Wake Forest. Haywood finished with 24 points and 10 rebounds. His basket marked the fourth lead change in the final 1:22.

UNC 85, Duke 83
February 1, 2001

Joseph Forte had 24 points, 16 rebounds (a UNC record for guards), six assists and three steals. The Tar Heels blistered the Cameron Indoor Stadium nets by shooting 51.5 percent from the floor. Carolina led by as many as 13 in the first half, but Duke took the lead midway through the second half. Ronald Curry scored six straight points in 48 seconds to give the Tar Heels a 63-59 lead. UNC later built a seven-point lead, but the Blue Devils tied the score with three seconds left. On the ensuing inbounds play, Shane Battier fouled Brendan Haywood and the UNC seven-footer hit both free throws with one second left for the win.

UNC 86, Connecticut 83
January 17, 2004

Rashad McCants scored 27 points against the Huskies for the second straight year and for the second year in a row the Tar Heels upset Connecticut in the Smith Center. McCants scored the last 10 points of the game for Carolina, including

a three-pointer with just over six seconds to play. The Huskies would go on to win the national championship. It was Roy Williams' first win as UNC's head coach over a No. 1 ranked team.

UNC 75, Duke 73
March 6, 2005

Carolina trailed, 73-64, after Blue Devil forward Lee Melchionni hit a three with 3:03 to play. But the Tar Heels outscored Duke, 11-0, the rest of the way to clinch the regular-season ACC title. Trailing by two with less than 30 seconds to play, David Noel stripped Daniel Ewing of the ball and Raymond Felton grabbed the loose ball and called timeout. On the ensuing possession, Felton hit the first of two free throws, Marvin Williams rebounded his missed second free throw and scored the go-ahead basket with 17 seconds to play. Sean May led UNC with 26 points and 24 rebounds.

UNC 75, Illinois 70
April 4, 2005

Final Four MVP Sean May led UNC with 26 points and 10 rebounds, while Raymond Felton's and Marvin Williams' late heroics gave Roy Williams his first NCAA title. Marvin Williams broke a 70-all tie with a tip-in basket with 1:27 to play. Leading 72-70, Felton, who earlier hit a three-pointer to break a 65-65 tie, stole an Illini pass with 31 seconds to play and hit three of four free throws to cap the win.

UNC vs. Clemson
2007-08 Regular Season

Carolina beat Clemson in a pair of close games during the 2007-08 regular season. In the first meeting on Jan. 6, 2008, in Clemson, Wayne Ellington hit a three-pointer with 0.4 seconds remaining in overtime to give UNC a 90-88 win. Ellington scored a career-high 36 points in the game, connecting on five three-pointers. The final shot by Ellington marked UNC's first late game-winner since David Noel rattled in a



Marvin Williams' three-point play clinched the 2005 win over Duke.

Bob Donnan

three-pointer with 1.8 seconds left on Nov. 19, 2005, to beat Gardner-Webb in the Smith Center and marked Carolina's first overtime win under head coach Roy Williams.

In the return matchup in Chapel Hill on Feb. 10, Tyler Hansbrough scored 13 of his 39 points in the two overtime periods as Carolina rallied from 15 points down to beat the Tigers, 103-93, in double overtime. The Tar Heels trailed by 11 points with 3:12 left to play in regulation before scoring nine straight points to cut the lead to 79-77. Quentin Thomas hit a driving layup to force the first overtime and UNC eventually won in the second extra stanza.

UNC 80, Florida State 77
Jan. 28, 2009

Ty Lawson sank a game-winning three-pointer as time expired to beat Florida State, 80-77, in Tallahassee in a game in which UNC led by 11 at the half, but trailed by as many as five with less than seven minutes to play. Danny Green's steal

and three-point play tied the game at 77 with 1:12 to play, then Tyler Hansbrough forced a turnover by Toney Douglas with 3.2 seconds remaining. Hansbrough inbounded the ball to Lawson, who raced from his own free throw line to just outside the top of the key before launching a floater that found the bottom of the net as the buzzer rang.

2011 ACC Tournament

The Tar Heels trailed by 19 points against Miami in the quarterfinals but rallied for a 61-59 win on a buzzer-beating layup by Tyler Zeller after a drive and pass from freshman point guard Kendall Marshall. It was the largest comeback by UNC in ACC Tournament history. The Hurricanes led, 53-34, with 9:51 to play but Carolina scored 27 of the final 33 points.

The next day, fourth-seeded Clemson led the #1 seed Tar Heels, 38-28, at the half before UNC rallied again for a 92-87 win in overtime. The 10-point halftime deficit is the largest Carolina has ever overcome to win at the ACC Tournament. Harrison Barnes scored 40 points, including 14 in overtime, to tie the ACC freshman scoring record and set a record for freshman scoring in an ACC Tournament game.

UNC 85, N.C. State 84
February 26, 2014

Marcus Paige scored 31 of his 35 points in the second half and overtime including a coast-to-coast game-winning layup with 0.9 seconds to play. Paige outdueled eventual ACC Player of the Year T.J. Warren, who led the Pack with 36. UNC trailed by double digits in the first half and by six points both late in regulation and in extra time. Paige hit seven threes and J.P. Tokoto had 16 points and 10 rebounds.



Marcus Paige hit this driving layup with under a second left to beat NC State and complete a double-digit comeback on Feb. 25, 2014.

J.D. Lyon Jr.




NBA PIPELINE

**CAROLINA HAS PRODUCED
47 NBA FIRST-ROUND DRAFT PICKS,
THE MOST IN THE NATION.**



Brice Johnson is UNC's most recent first-round selection. The Clippers took him with the 25th pick in the 2016 NBA Draft.



James Michael McAdoo and Harrison Barnes brought the NBA Championship trophy they won with the Warriors back to Chapel Hill.



Barnes, picked seventh overall by the Warriors in 2012, signed with the Dallas Mavericks in July of 2016.



HARRISON BARNES



With NBA Commissioner Adam Silver on draft night.



MARCUS PAIGE



Paige was selected in the second round of the 2016 Draft.

Head coach Roy Williams has coached 21 former Tar Heels who have been selected in the NBA Draft, including 16 in the first round.

"When it comes to impact on the NBA, one program clearly stands apart from the rest. Two schools, North Carolina and UCLA, have developed the most quality NBA talent over the span of the last 60 years of league history, and over the last 25 years the Tar Heels have left the Bruins far behind.

"Carolina has had more first round draft picks than any other program. Those draft picks have gone on to consistently meet or beat expectations for their performance in the NBA. As icing on the cake, Carolina has also had more former players develop into winning NBA coaches than any other college program, and in this regard there is not even a close second."

– DraftExpress.com



NBA LEGACY

“UNC is a plus-four school, meaning that if I rate a player as the 10th-best player in the NBA Draft, being a Tar Heel automatically jumps him to number six. The plus-four rating is based upon the success of former Tar Heels in the NBA.”

– John Gabriel, New York Knicks Scouting Director



Following their playing careers, former Tar Heels have gone on to positions throughout the NBA. Michael Jordan (above) is now principal owner and chairman of the Charlotte Hornets. George Karl (right) is one of just nine NBA coaches to have won 1,000 games. Mitch Kupchak (below) is general manager of the L.A. Lakers.



19 NBA PLAYERS

(prior to 2016-17 season)

Harrison Barnes, **Dallas**

Reggie Bullock, **Detroit**

Vince Carter, **Memphis**

Ed Davis, **Portland**

Wayne Ellington, **Miami**

Raymond Felton, **L.A. Clippers**

Danny Green, **San Antonio**

P.J. Hairston, **Free Agent**

Tyler Hansbrough, **Free Agent**

John Henson, **Milwaukee**

Brice Johnson, **L.A. Clippers**

Ty Lawson, **Sacramento**

Kendall Marshall, **Free Agent**

James Michael McAdoo,

Golden State

Marcus Paige, **Free Agent**

J.P. Tokoto, **Free Agent**

Marvin Williams, **Charlotte**

Brandan Wright, **Memphis**

Tyler Zeller, **Boston**

PROFESSIONAL PLAYERS OVERSEAS

Marcus Ginyard

Will Graves

Joel James

Justin Knox

Reyshawn Terry

Deon Thompson







Justin Watts

Jawad Williams

THE NEXT LEVEL

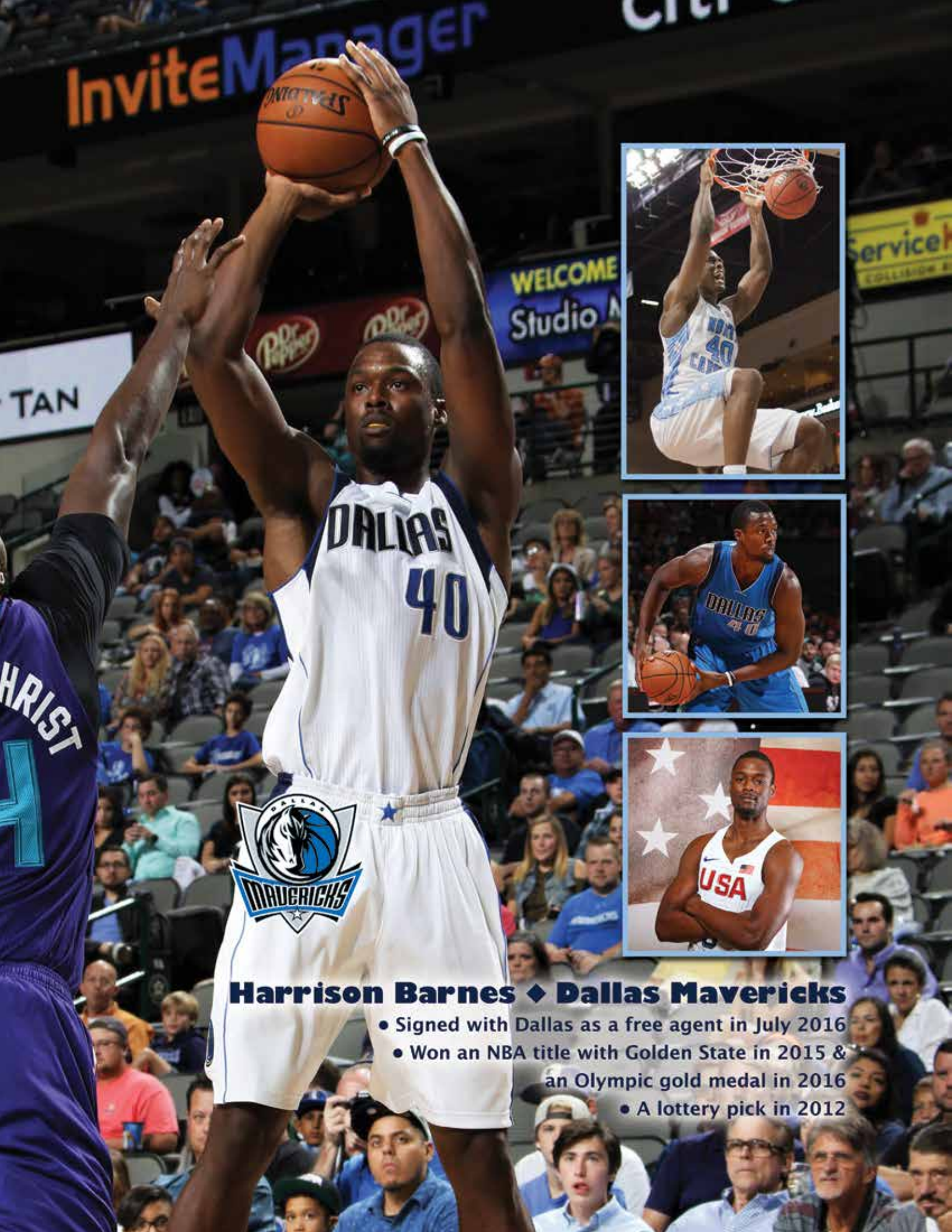
ESPN recently ranked UNC the **No. 1** school in the nation in producing the best pros in the modern NBA Draft era (since 1989), based on the quality of the former players' pro careers.

110 Tar Heels have been drafted by NBA teams, most in the ACC by a wide margin. Twenty-one of those draftees have played for Roy Williams in the last 13 seasons.



A 2012 report from The Wall Street Journal found that since 1985, NBA-bound players from Carolina had earned over \$853 million, more than basketball alumni from any other university:

“It’s absolutely fair to say that the Tar Heels are the first college team — possibly in any sport — whose former athletes have earned more than \$1 billion in salary playing that sport professionally. If you factor in endorsement income, [Michael] Jordan alone might make the Tar Heels’ lead insurmountable.”



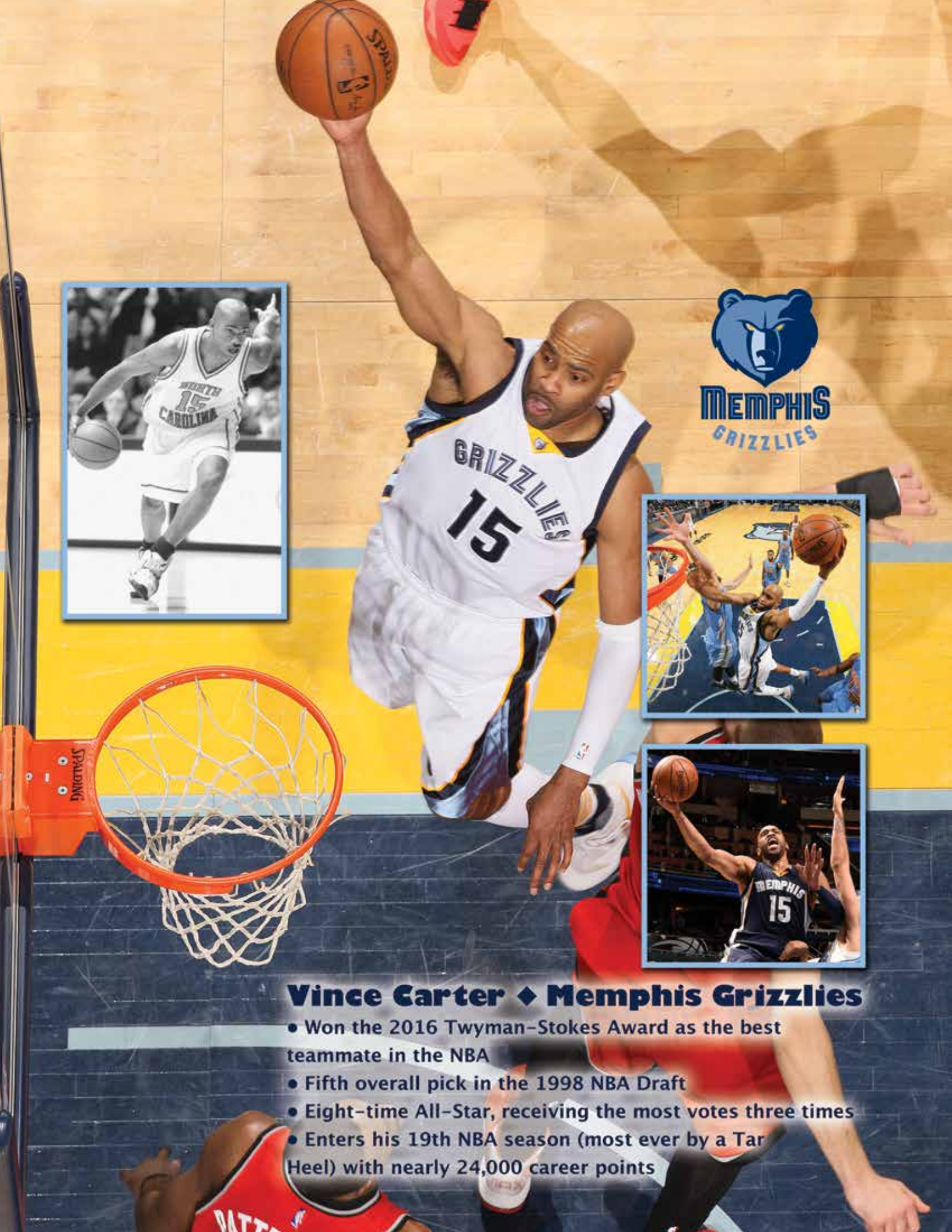
Harrison Barnes ♦ Dallas Mavericks

- Signed with Dallas as a free agent in July 2016
- Won an NBA title with Golden State in 2015 & an Olympic gold medal in 2016
- A lottery pick in 2012




Reggie Bullock ♦ Detroit Pistons

- Entering his second season with Detroit
- Hit 41.5 percent of his three-point attempts in 2015-16
- First-round pick (25th) overall in the 2013 NBA Draft



Vince Carter ♦ Memphis Grizzlies

- Won the 2016 Twyman–Stokes Award as the best teammate in the NBA
- Fifth overall pick in the 1998 NBA Draft
- Eight-time All-Star, receiving the most votes three times
- Enters his 19th NBA season (most ever by a Tar Heel) with nearly 24,000 career points



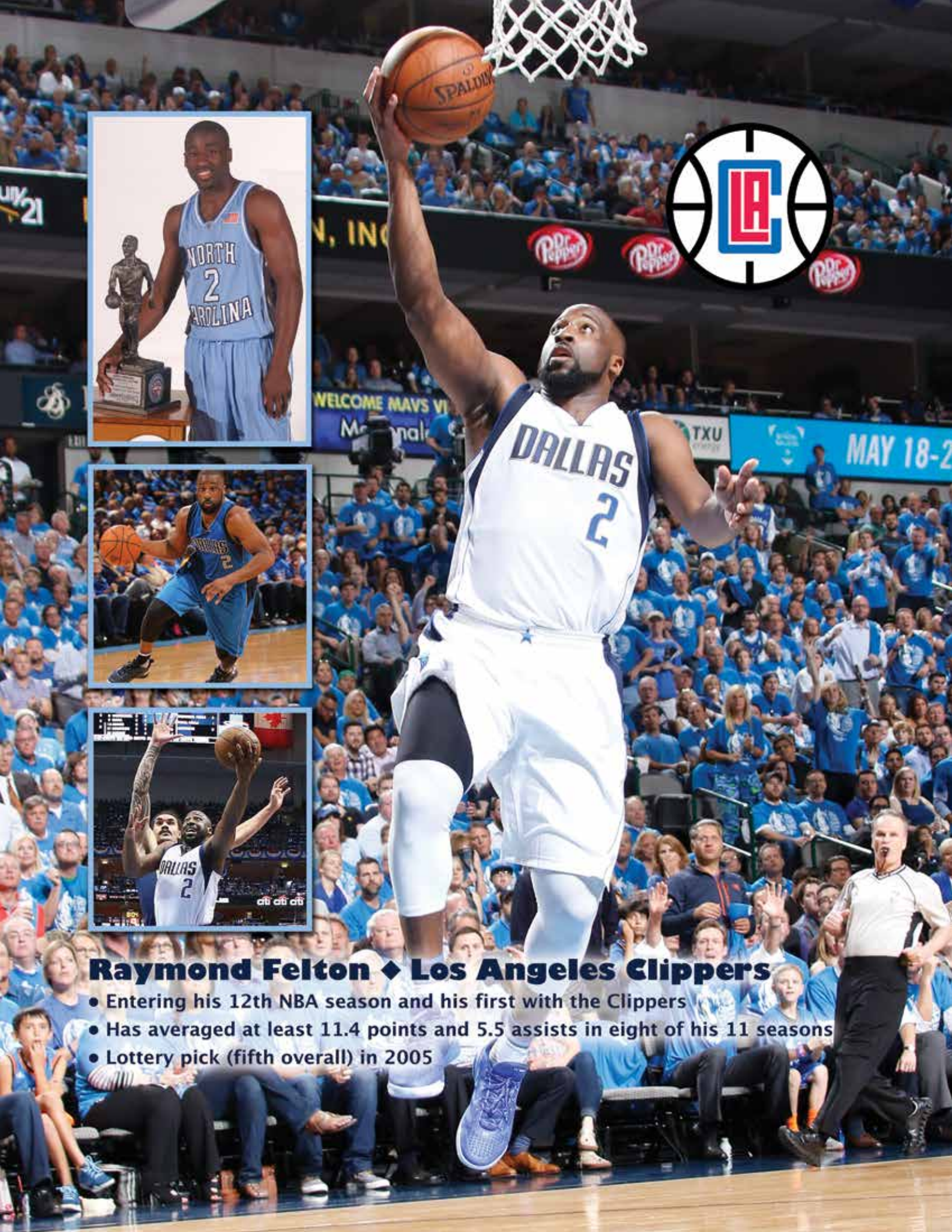
Ed Davis ♦ Portland Trail Blazers

- Entering his seventh NBA season and his second with the Blazers
- A lottery pick in 2010
- Shot a career-high 61.1 percent and grabbed 7.4 rebounds per game in 2015-16



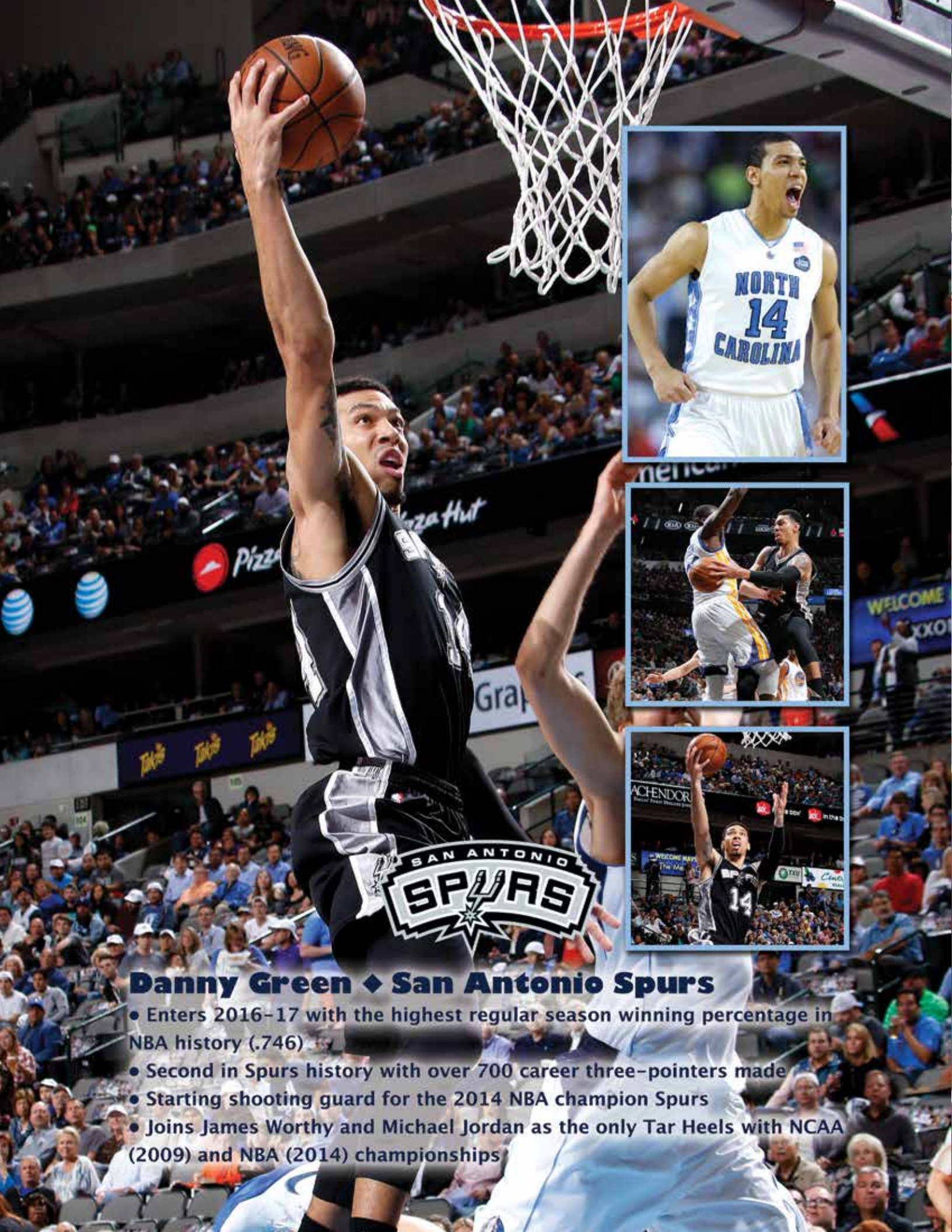
Wayne Ellington ♦ Miami Heat

- Signed with the Heat prior to the 2016-17 season
- A 38 percent career three-point shooter in seven NBA seasons
- Averaged nearly eight points per game in 2015-16 for the Nets
- Has been recognized for his anti-gun violence work in communities in his hometown of Philadelphia




Raymond Felton ♦ Los Angeles Clippers

- Entering his 12th NBA season and his first with the Clippers
- Has averaged at least 11.4 points and 5.5 assists in eight of his 11 seasons
- Lottery pick (fifth overall) in 2005




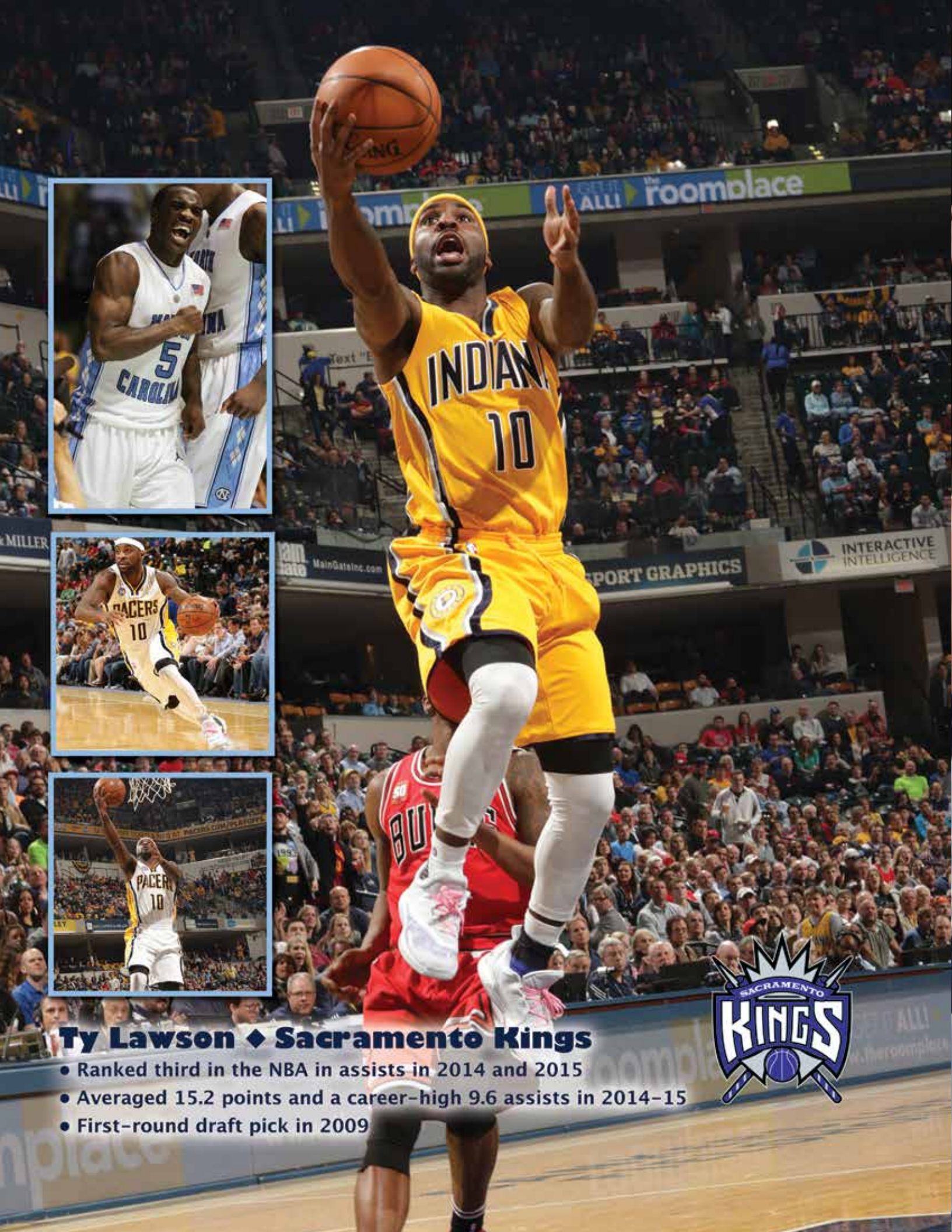
Danny Green ♦ San Antonio Spurs

- Enters 2016-17 with the highest regular season winning percentage in NBA history (.746)
- Second in Spurs history with over 700 career three-pointers made
- Starting shooting guard for the 2014 NBA champion Spurs
- Joins James Worthy and Michael Jordan as the only Tar Heels with NCAA (2009) and NBA (2014) championships



John Henson ♦ Milwaukee Bucks

- Signed a four-year, \$45 million contract extension with Milwaukee prior to the 2015-16 season
- The only Buck in 25 years to record multiple games with 6+ blocks (four) before his 23rd birthday
- Lottery pick (14th overall) in the 2012 NBA Draft



Ty Lawson ♦ Sacramento Kings

- Ranked third in the NBA in assists in 2014 and 2015
- Averaged 15.2 points and a career-high 9.6 assists in 2014-15
- First-round draft pick in 2009






James Michael McAdoo ♦ Golden State Warriors

- Re-signed with the Warriors in the summer of 2016
- Won an NBA title with Golden State as a rookie in 2014-15
- Earned his roster spot as an undrafted free agent



Marvin Williams ♦ Charlotte Hornets

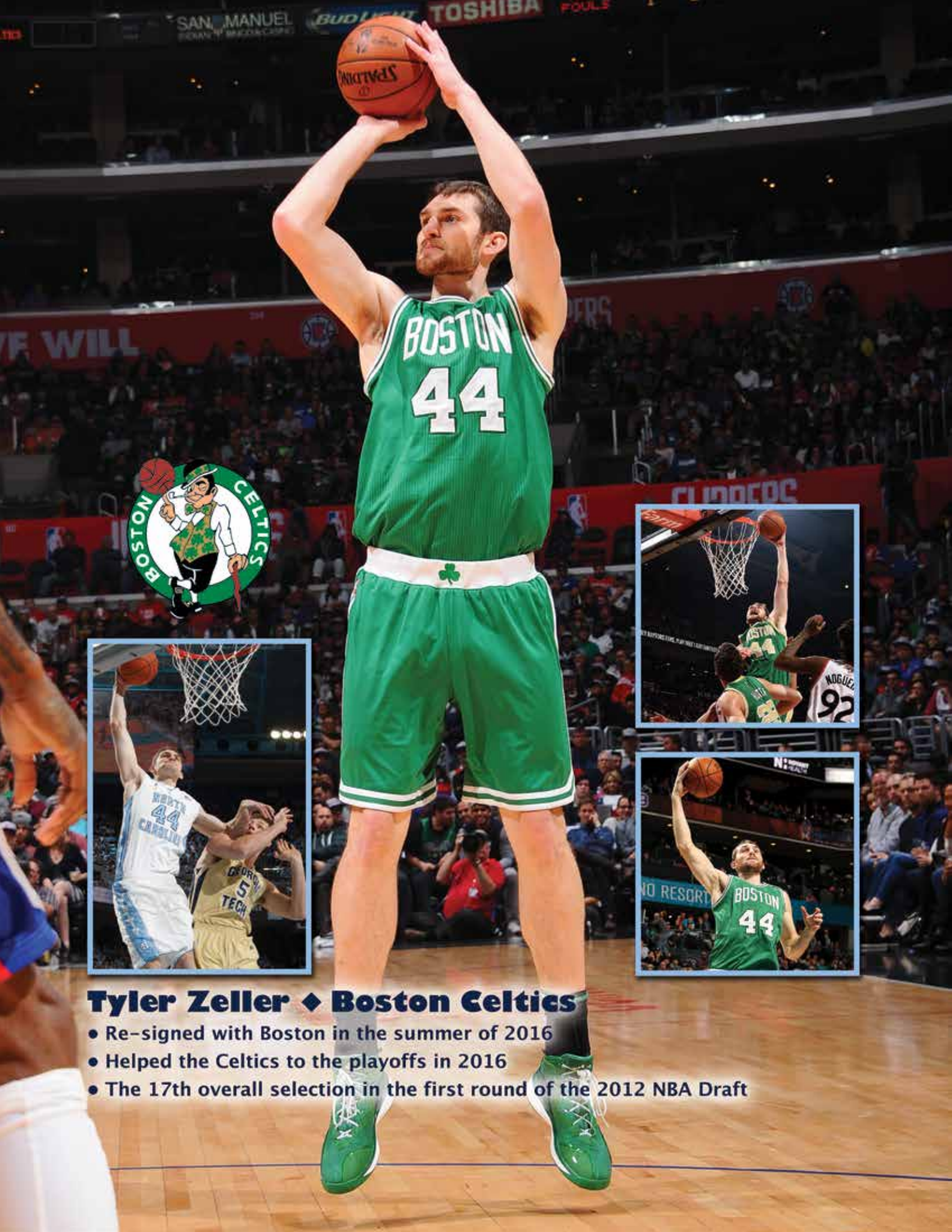
- Second overall pick in the 2005 NBA Draft
- Re-signed with Charlotte in the summer of 2016
- Has averaged in double figures in points in seven NBA seasons



Brandon Wright ♦ Memphis Grizzlies


- Signed a three-year contract with Memphis in July 2015
- Has a career field goal percentage of .608 in nine NBA seasons
- Lottery pick (eighth overall) in 2007






Tyler Zeller ♦ Boston Celtics

- Re-signed with Boston in the summer of 2016
- Helped the Celtics to the playoffs in 2016
- The 17th overall selection in the first round of the 2012 NBA Draft



Brice Johnson ♦ **Los Angeles Clippers**

- First-round draft pick in 2016
- Among the scoring leaders at the 2016 Orlando NBA Summer League



Marcus Paige ♦ **free agent**


- A second-round pick in the 2016 NBA Draft
- Traded to the Jazz on draft night





P.J. Hairston ♦ free agent

- Third-year shooting guard also has played with Charlotte and Memphis
- Saw action in 66 games last season, starting 52
- First-round pick in the 2014 NBA Draft



Tyler Hansbrough ♦ free agent

- Entering his eighth NBA season
- Played last season in Charlotte, helping lead the Hornets to the playoffs
- A lottery pick in 2009

WANT
HEALTH



HORNETS



Kendall Marshall ♦ free agent

- Entering his fifth NBA season
- Ranked second in the NBA with 8.8 assists per game in 2013-14
- Lottery pick (13th overall) in the first round of the 2012 NBA Draft




J.P. Tokoto ♦ free agent


- Played with Philadelphia in 2015-16
- Signed with New York and played in the NBA Summer League in 2016

NBA DRAFT POWERHOUSE


Year	Player	NBA Team	Round	# Pick	# Overall
1947	Fritz Nagy*	Pittsburgh Ironmen	n/a	n/a	n/a
1948	Hook Dillon	Chicago Stags	n/a	n/a	n/a
1948	Norman Kohler	Indianapolis Olympians	n/a	n/a	n/a
1948	Bob Paxton	Indianapolis Olympians	n/a	n/a	n/a
1957	Lennie Rosenbluth	Philadelphia Warriors	1st	6	6
1958	Pete Brennan	New York Knicks	1st	4	4
1958	Joe Quigg	New York Knicks	2nd	4	12
1958	Tommy Kearns	Syracuse Nationals	4th	6	29
1960	Lee Shaffer	Syracuse Nationals	1st	5	5
1960	Doug Moe	Detroit Pistons	7th	4	52
1961	York Larese	Chicago Packers	2nd	11	20
1961	Doug Moe	Chicago Packers	2nd	13	22
1961	Dick Kepley	St. Louis Hawks	11th	7	98
1962	Jim Hudock	Philadelphia Warriors	6th	7	50
1962	Ken McComb	Philadelphia Warriors	10th	6	84
1962	Donnie Walsh	Philadelphia Warriors	11th	5	89
1963	Larry Brown	Baltimore Bullets	7th	2	55
1965	Billy Cunningham	Philadelphia 76ers	1st	4	4
1966	Bob Bennett	New York Knicks	13th	1	101
1967	Bob Lewis	San Francisco Warriors	4th	8	39
1967	Mark Mirken	New York Knicks	11th	4	117
1968	Larry Miller	Philadelphia 76ers	5th	12	62
1969	Bill Bunting	New York Knicks	2nd	11	26
1969	Dick Grubar	Los Angeles Lakers	6th	12	83
1969	Rusty Clark	Detroit Pistons	11th	4	145
1970	Charles Scott	Boston Celtics	7th	4	106
1971	Lee Dedmon	Los Angeles Lakers	5th	13	81
1972	Robert McAdoo	Buffalo Braves	1st	2	2
1972	Dennis Wuycik	Boston Celtics	2nd	14	27
1972	Bill Chamberlain	Golden State Warriors	3rd	13	43
1972	Steve Previs	Boston Celtics	7th	14	111
1972	Kim Huband	Buffalo Braves	13th	2	176
1972	Craig Corson	Buffalo Braves	14th	2	182
1973	George Karl	New York Knicks	4th	14	66
1973	Donn Johnston	Buffalo Braves	18th	1	207
1974	Bobby Jones	Houston Rockets	1st	5	5
1974	Darrell Elston	Atlanta Hawks	3rd	7	43
1974	John O'Donnell	New York Knicks	10th	14	174
1975	Donald Washington	New York Knicks	5th	8	80
1975	Ed Stahl	Kansas City-Omaha Kings	5th	13	85
1976	Mitch Kupchak	Washington Bullets	1st	13	13
1977	Walter Davis	Phoenix Suns	1st	5	5
1977	Tommy LaGarde	Denver Nuggets	1st	9	9
1977	John Kuester	Kansas City Kings	3rd	9	53
1977	Bruce Buckley	San Antonio Spurs	6th	15	125
1978	Phil Ford	Kansas City Kings	1st	2	2
1978	Geff Crompton	Kansas City Kings	4th	4	70
1978	Tom Zaliagiris	Milwaukee Bucks	8th	12	164
1979	Dudley Bradley	Indiana Pacers	1st	13	13
1980	Mike O'Koren	New Jersey Nets	1st	6	6
1980	John Virgil	Golden State Warriors	3rd	3	49
1980	Rich Yonakor	San Antonio Spurs	3rd	15	61
1980	Jeff Wolf	Milwaukee Bucks	4th	17	86
1980	Dave Colescott	Utah Jazz	7th	2	140
1981	Al Wood	Atlanta Hawks	1st	4	4
1981	Pete Budko	Dallas Mavericks	5th	1	93
1981	Mike Pepper	San Diego Clippers	6th	8	123
1982	James Worthy	Los Angeles Lakers	1st	1	1
1982	Jimmy Black	New Jersey Nets	3rd	13	59
1982	Chris Brust	Denver Nuggets	6th	16	131
1982	Jeb Barlow	Denver Nuggets	7th	15	153
1983	Jimmy Braddock	Denver Nuggets	5th	14	107
1984	Michael Jordan	Chicago Bulls	1st	3	3
1984	Sam Perkins	Dallas Mavericks	1st	4	4
1984	Matt Doherty	Cleveland Cavaliers	6th	8	119
1984	Cecil Exum	Denver Nuggets	9th	10	194
1985	Buzz Peterson	Cleveland Cavaliers	7th	8	147
1986	Brad Daugherty	Cleveland Cavaliers	1st	1	1
1986	Warren Martin	Cleveland Cavaliers	4th	3	73
1986	Steve Hale	New Jersey Nets	4th	11	81
1987	Kenny Smith	Sacramento Kings	1st	6	6



Rasheed Wallace, 1995



Vince Carter, 1998



Marvin Williams, 2005

NBA DRAFT POWERHOUSE

Year	Player	NBA Team	Round	# Pick	# Overall
1987	Joe Wolf	Los Angeles Clippers	1st	13	13
1987	Dave Popson	Detroit Pistons	4th	19	88
1987	Curtis Hunter	Denver Nuggets	7th	18	156
1989	J.R. Reid	Charlotte Hornets	1st	5	5
1991	Rick Fox	Boston Celtics	1st	24	24
1991	Pete Chilcutt	Sacramento Kings	1st	27	27
1992	Hubert Davis	New York Knicks	1st	20	20
1993	George Lynch	Los Angeles Lakers	1st	12	12
1994	Eric Montross	Boston Celtics	1st	9	9
1994	Clifford Rozier**	Golden State Warriors	1st	16	16
1995	Jerry Stackhouse	Philadelphia 76ers	1st	3	3
1995	Rasheed Wallace	Washington Bullets	1st	4	4
1996	Jeff McInnis	Denver Nuggets	2nd	8	37
1997	Serge Zwikker	Houston Rockets	2nd	1	29
1998	Antawn Jamison	Toronto Raptors	1st	4	4
1998	Vince Carter	Golden State Warriors	1st	5	5
1998	Shammond Williams	Chicago Bulls	2nd	5	34
2001	Brendan Haywood	Cleveland Cavaliers	1st	20	20
2001	Joseph Forte	Boston Celtics	1st	21	21
2005	Marvin Williams	Atlanta Hawks	1st	2	2
2005	Raymond Felton	Charlotte Bobcats	1st	5	5
2005	Sean May	Charlotte Bobcats	1st	13	13
2005	Rashad McCants	Minnesota Timberwolves	1st	14	14
2006	David Noel	Milwaukee Bucks	2nd	9	39
2007	Brandan Wright	Charlotte Bobcats	1st	8	8
2007	Reyshawn Terry	Orlando Magic	2nd	14	44
2009	Tyler Hansbrough	Indiana Pacers	1st	13	13
2009	Ty Lawson	Minnesota Timberwolves	1st	18	18
2009	Wayne Ellington	Minnesota Timberwolves	1st	28	28
2009	Danny Green	Cleveland Cavaliers	2nd	16	46
2010	Ed Davis	Toronto Raptors	1st	13	13
2012	Harrison Barnes	Golden State Warriors	1st	7	7
2012	Kendall Marshall	Phoenix Suns	1st	13	13
2012	John Henson	Milwaukee Bucks	1st	14	14
2012	Tyler Zeller	Dallas Mavericks	1st	17	17
2013	Reggie Bullock	Los Angeles Clippers	1st	25	25
2014	P.J. Hairston	Miami Heat	1st	26	26
2015	J.P. Tokoto	Philadelphia 76ers	2nd	28	58
2016	Brice Johnson	Los Angeles Clippers	1st	25	25
2016	Marcus Paige	Brooklyn Nets	2nd	25	55

* Nagy played one season at UNC before World War II, then finished his career at Akron

** Rozier played one season at UNC before transferring to Louisville



Harrison Barnes, 2012




Brandan Wright, 2007



Ed Davis, 2010



Brice Johnson, 2016



John Henson, 2012

NBA AWARD WINNERS

NBA MOST VALUABLE PLAYER

1974-75	Bob McAdoo	Buffalo Braves
1987-88	Michael Jordan	Chicago Bulls
1990-91	Michael Jordan	Chicago Bulls
1991-92	Michael Jordan	Chicago Bulls
1995-96	Michael Jordan	Chicago Bulls
1997-98	Michael Jordan	Chicago Bulls

NBA COACH OF THE YEAR

1987-88	Doug Moe	Denver Nuggets
2000-01	Larry Brown	Philadelphia 76ers

NBA ROOKIE OF THE YEAR

1972-73	Bob McAdoo	Buffalo Braves
1977-78	Walter Davis	Phoenix Suns
1978-79	Phil Ford	Kansas City Kings
1984-85	Michael Jordan	Chicago Bulls
1998-99	Vince Carter	Toronto Raptors

NBA DEFENSIVE PLAYER OF THE YEAR

1987-88	Michael Jordan	Chicago Bulls
---------	----------------	---------------

NBA SIXTH MAN AWARD

1982-83	Bobby Jones	Philadelphia 76ers
2003-04	Antawn Jamison	Dallas Mavericks

NBA FINALS MOST VALUABLE PLAYER

1988	James Worthy	Los Angeles Lakers
1991	Michael Jordan	Chicago Bulls
1992	Michael Jordan	Chicago Bulls
1993	Michael Jordan	Chicago Bulls
1996	Michael Jordan	Chicago Bulls
1997	Michael Jordan	Chicago Bulls
1998	Michael Jordan	Chicago Bulls


ALL-NBA TEAM

1968-69	Billy Cunningham	Philadelphia 76ers	First-team
1969-70	Billy Cunningham	Philadelphia 76ers	First-team
1970-71	Billy Cunningham	Philadelphia 76ers	First-team
1971-72	Billy Cunningham	Philadelphia 76ers	Second-team
1973-74	Bob McAdoo	Buffalo Braves	Second-team
1974-75	Bob McAdoo	Buffalo Braves	First-team
1977-78	Walter Davis	Phoenix Suns	Second-team
1978-79	Walter Davis	Phoenix Suns	Second-team
	Phil Ford	Kansas City Kings	Second-team
1984-85	Michael Jordan	Chicago Bulls	Second-team
1986-87	Michael Jordan	Chicago Bulls	First-team
1987-88	Michael Jordan	Chicago Bulls	First-team
1988-89	Michael Jordan	Chicago Bulls	First-team
1989-90	Michael Jordan	Chicago Bulls	First-team
	James Worthy	Los Angeles Lakers	Third-team
1990-91	Michael Jordan	Chicago Bulls	First-team
	James Worthy	Los Angeles Lakers	Third-team
1991-92	Michael Jordan	Chicago Bulls	First-team
	Brad Daugherty	Cleveland Cavaliers	Third-team
1992-93	Michael Jordan	Chicago Bulls	First-team
1995-96	Michael Jordan	Chicago Bulls	First-team
1996-97	Michael Jordan	Chicago Bulls	First-team
1997-98	Michael Jordan	Chicago Bulls	First-team
1999-00	Vince Carter	Toronto Raptors	Third-team
2000-01	Vince Carter	Toronto Raptors	Second-team

Totals: 25 All-NBA Team Selections (14 first-team, seven second-team, four third-team)

NBA ALL-ROOKIE TEAM

1972-73	Bob McAdoo	Buffalo Braves	First-team
1976-77	Mitch Kupchak	Washington Bullets	First-team
1977-78	Walter Davis	Phoenix Suns	First-team
1978-79	Phil Ford	Kansas City Kings	First-team
1982-83	James Worthy	Los Angeles Lakers	First-team



Michael Jordan — Six-time NBA Finals MVP and five-time NBA MVP



NBA All-Stars Antawn Jamison and Vince Carter



Seven-time All-Star & Hall of Famer James Worthy

1984-85	Michael Jordan	Chicago Bulls	First-team
	Sam Perkins	Dallas Mavericks	First-team
1986-87	Brad Daugherty	Cleveland Cavaliers	First-team
1987-88	Kenny Smith	Sacramento Kings	First-team
1989-90	J.R. Reid	Charlotte Hornets	Second-team
1991-92	Rick Fox	Boston Celtics	Second-team
1994-95	Eric Montross	Boston Celtics	Second-team
1995-96	Jerry Stackhouse	Philadelphia 76ers	First-team
	Rasheed Wallace	Washington Bullets	Second-team
1998-99	Vince Carter	Toronto Raptors	First-team
	Antawn Jamison	Golden State Warriors	Second-team
2005-06	Raymond Felton	Charlotte Bobcatss	Second-team
	Marvin Williams	Atlanta Hawks	Second-team
2012-13	Harrison Barnes	Golden State Warriors	First-team
	Tyler Zeller	Cleveland Cavaliers	Second-team

Totals: 20 All-Rookie Team Selections (12 1st-team, eight 2nd-team)

NBA ALL-DEFENSIVE TEAM

1976-77	Bobby Jones	Denver Nuggets	First-team
1977-78	Bobby Jones	Denver Nuggets	First-team
1978-79	Bobby Jones	Philadelphia 76ers	First-team
1979-80	Bobby Jones	Philadelphia 76ers	First-team
1980-81	Bobby Jones	Philadelphia 76ers	First-team
	Dudley Bradley	Indiana Pacers	Second-team
1981-82	Bobby Jones	Philadelphia 76ers	First-team
1982-83	Bobby Jones	Philadelphia 76ers	First-team
1983-84	Bobby Jones	Philadelphia 76ers	First-team
1984-85	Bobby Jones	Philadelphia 76ers	Second-team
1987-88	Michael Jordan	Chicago Bulls	First-team
1988-89	Michael Jordan	Chicago Bulls	First-team
1989-90	Michael Jordan	Chicago Bulls	First-team
1990-91	Michael Jordan	Chicago Bulls	First-team
1991-92	Michael Jordan	Chicago Bulls	First-team
1992-93	Michael Jordan	Chicago Bulls	First-team
1995-96	Michael Jordan	Chicago Bulls	First-team
1996-97	Michael Jordan	Chicago Bulls	First-team
1997-98	Michael Jordan	Chicago Bulls	First-team

Totals: 19 All-Defensive Team Selections (17 first-team, two second-team)

TAR HEEL ALL-STAR GAME APPEARANCES

NBA ALL-STAR GAME	
Player	Number (Years)
Vince Carter	8 (2000, 2001, 2002, 2003, 2004, 2005, 2006, 2007)
Billy Cunningham	4 (1969, 1970, 1971, 1972)
Brad Daugherty	5 (1988, 1989, 1991, 1992, 1993)
Walter Davis	6 (1978, 1979, 1980, 1981, 1984, 1987)
Antawn Jamison	2 (2005, 2008)
Bobby Jones	4 (1977, 1978, 1981, 1982)
Michael Jordan	14 (1985, 1986, 1987, 1988*, 1989, 1990, 1991, 1992, 1993, 1996*, 1997, 1998*, 2002, 2003)
Bob McAdoo	5 (1974, 1975, 1976, 1977, 1978)
Charlie Scott	3 (1973, 1974, 1975)
Lee Shaffer	1 (1963)
Jerry Stackhouse	2 (2000, 2001)
Rasheed Wallace	4 (2000, 2001, 2006, 2008)
James Worthy	7 (1986, 1987, 1988, 1989, 1990, 1991, 1992)

*Indicates NBA All-Star Game MVP

ABA ALL-STAR GAME	
Player	Number (Years)
Larry Brown	3 (1968*, 1969, 1970)
Billy Cunningham	1 (1973)
Bobby Jones	1 (1976)
Doug Moe	3 (1968, 1969, 1970)
Charlie Scott	2 (1971, 1972)

*Indicates ABA All-Star Game MVP

(source: NBA)

ABA MOST VALUABLE PLAYER

1972-73 Billy Cunningham Carolina Cougars

ABA ROOKIE OF THE YEAR

1970-71 Charles Scott Virginia Squires

ABA COACH OF THE YEAR

1972-73 Larry Brown Carolina Cougars

1974-75 Larry Brown Denver Nuggets

1975-76 Larry Brown Denver Nuggets

All-ABA TEAM

Larry Brown (2nd team)

Billy Cunningham (1st team)

Bobby Jones (2nd team)

Doug Moe (1st team, 2nd team)

Charlie Scott (1st team, 2nd team)



Hall of Famer Billy Cunningham was named one of the top 50 players in NBA history.

TAR HEEL NBA RETIRED JERSEYS

Player	Team
Billy Cunningham	Philadelphia 76ers
Brad Daugherty	Cleveland Cavaliers
Walter Davis	Phoenix Suns
Bobby Jones	Philadelphia 76ers
Michael Jordan	Chicago Bulls
Doug Moe (coach)	Denver Nuggets
James Worthy	Los Angeles Lakers

ALL-TIME PRO ROSTER

The following is a list of coaches, administrators or players who played at least one regular-season game in either the NBA (1947-present), the ABA (1968-76) the Basketball Association of America (1947-49) or the National Basketball League (1938-49). (*Indicates active player/coach/administrator)

PLAYERS

- ***Barnes, Harrison** — Golden State, 2012-16; Dallas, 2016-
- Bradley, Dudley** — Indiana, 1979-81; Phoenix, 1981-82; Chicago, 1982-83; Washington, 1984-86; Milwaukee, 1986-88; New Jersey, 1987-88; Atlanta, 1988-89
- Brennan, Pete** — New York, 1958-59
- Brown, Larry** — New Orleans (ABA), 1967-68; Oakland (ABA), 1968-69; Washington Capitols (ABA), 1969-70; Virginia Squires (ABA), 1970-71; Denver (ABA), 1970-72
- Bucknall, Steve** — Los Angeles Lakers, 1989-90
- ***Bullock, Reggie** — Los Angeles Clippers, 2013-15; Phoenix, 2015; Detroit, 2015-
- Bunting, Bill** — Carolina (ABA), 1969-70; New York Nets (ABA), 1970-71; Virginia (ABA), 1969-71
- ***Carter, Vince** — Toronto, 1998-2005; New Jersey, 2005-09; Orlando, 2009-11; Phoenix, 2010-11; Dallas, 2011-14; Memphis, 2014-
- Chamberlain, Bill** — Kentucky (ABA), 1972-73; Memphis (ABA), 1972-73; Phoenix, 1973-74
- Chilcutt, Pete** — Sacramento, 1991-94; Detroit, 1994; Houston, 1994-96; Vancouver, 1996-99; Utah, 1999-2000; Cleveland, 2000; Los Angeles Clippers, 2000
- Crompton, Geff** — Denver, 1978-79; Portland, 1980-81; Milwaukee, 1981-82; San Antonio, 1982-83; Cleveland, 1983-84
- Cunningham, Billy** — Philadelphia, 1965-72; Carolina (ABA), 1972-74; Philadelphia, 1974-76
- Daugherty, Brad** — Cleveland, 1986-96
- ***Davis, Ed** — Toronto, 2010-13, Memphis 2013-14; Los Angeles Lakers, 2014-15; Portland, 2015-
- Davis, Hubert** — New York, 1992-96; Toronto, 1996-97; Dallas, 1997-2001; Washington, 2001-02; Detroit, 2002-03; New Jersey, 2003-04
- Davis, Walter** — Phoenix, 1977-1988; Denver, 1988-1991; Portland, 1990-91; Denver, 1991-92
- Dillon, John** — Washington, 1949-50
- Drew II, Larry** — Philadelphia, 2015
- ***Ellington, Wayne** — Minnesota, 2009-12; Memphis 2012-13; Cleveland 2013; Dallas, 2013-14; L.A. Lakers, 2014-15; Brooklyn, 2015-16; Miami, 2016-
- Elston, Darrell** — Virginia (ABA), 1974-75; Indiana, 1976-77
- ***Felton, Raymond** — Charlotte, 2005-2010; New York, 2010-11; Denver 2011; Portland 2011-12; New York, 2012-14; Dallas, 2014-16; Los Angeles Clippers, 2016-
- Ford, Phil** — Kansas City, 1978-1982; New Jersey, 1982-83; Milwaukee, 1982-83; Houston, 1983-85
- Forte, Joseph** — Boston, 2001-02; Seattle, 2002-2003
- Fox, Rick** — Boston, 1991-97; Los Angeles Lakers, 1997-2004
- Glamack, George** — Akron, 1941-42 (NBL); Rochester, 1945-47 (NBL); Indianapolis Kautskys, 1947-48 (NBL); Hammond 1948-49 (NBL); Indianapolis Jets, 1948-49 (NBL)
- ***Green, Danny** — Cleveland, 2009-10; San Antonio, 2010-
- Grubar, Dick** — Indiana (ABA), 1969-70
- ***Hairston, P.J.** — Charlotte, 2014-16; Memphis, 2016; free agent
- ***Hansbrough, Tyler** — Indiana, 2009-13; Toronto, 2013-15; Charlotte, 2015-16; free agent
- Haywood Brendan** — Washington, 2001-2010; Dallas, 2010-12; Charlotte, 2012-14; Cleveland, 2014-15
- ***Henson, John** — Milwaukee, 2012-
- Jamison, Antawn** — Golden State, 1998-2003; Dallas, 2003-04; Washington, 2004-2010; Cleveland, 2010-12; L.A. Lakers, 2012-13; L.A. Clippers, 2013-14
- Johnson, Brice** — Los Angeles Clippers, 2016-
- Jones, Bobby** — Denver (ABA), 1974-76; Denver (NBA), 1976-78; Philadelphia, 1978-86
- Jordan, Michael** — Chicago, 1984-93; 1995-98; Washington, 2001-03
- Karl, George** — San Antonio (ABA), 1973-76; San Antonio (NBA), 76-78
- Kearns, Tommy** — Syracuse, 1958-59
- Kuester, John** — Kansas City, 1977-78; Denver, 1978-79; Indiana, 1979-80
- Kupchak, Mitch** — Washington, 1976-1981; Los Angeles Lakers, 1981-86

TAR HEELS WITH NBA CHAMPIONSHIP RINGS

Name	Affiliation	Season	Team
Billy Cunningham (1)	Player	1966-67	Philadelphia 76ers
Charles Scott (1)	Player	1975-76	Boston Celtics
Mitch Kupchak	Player	1977-78	Washington Bullets
Tommy LaGarde (1)	Player	1978-79	Seattle SuperSonics
Mitch Kupchak	Player	1981-82	Los Angeles Lakers
Bob McAdoo	Player	1981-82	Los Angeles Lakers
Bobby Jones (1)	Player	1982-83	Philadelphia 76ers
Mitch Kupchak (3)	Player	1984-85	Los Angeles Lakers
Bob McAdoo (2)	Player	1984-85	Los Angeles Lakers
James Worthy	Player	1984-85	Los Angeles Lakers
James Worthy	Player	1986-87	Los Angeles Lakers
James Worthy (3)	Player	1987-88	Los Angeles Lakers
Michael Jordan	Player	1990-91	Chicago Bulls
Scott Williams	Player	1990-91	Chicago Bulls
Michael Jordan	Player	1991-92	Chicago Bulls
Scott Williams	Player	1991-92	Chicago Bulls
Michael Jordan	Player	1992-93	Chicago Bulls
Scott Williams (3)	Player	1992-93	Chicago Bulls
Kenny Smith	Player	1993-94	Houston Rockets
Pete Chilcutt (1)	Player	1994-95	Houston Rockets
Kenny Smith (2)	Player	1994-95	Houston Rockets
Michael Jordan	Player	1995-96	Chicago Bulls
Michael Jordan	Player	1996-97	Chicago Bulls
Michael Jordan (6)	Player	1997-98	Chicago Bulls
Rick Fox	Player	1999-00	Los Angeles Lakers
Rick Fox	Player	2000-01	Los Angeles Lakers
Rick Fox (3)	Player	2001-02	Los Angeles Lakers
Rasheed Wallace (1)	Player	2003-04	Detroit Pistons
Brendan Haywood (1)	Player	2010-11	Dallas Mavericks
Danny Green (1)	Player	2013-14	San Antonio Spurs
Harrison Barnes (1)	Player	2014-15	Golden State Warriors
James Michael McAdoo (1)	Player	2014-15	Golden State Warriors

Name	Affiliation	Season	Team
Billy Cunningham (1)	Head Coach	1982-83	Philadelphia 76ers
Mitch Kupchak	Asst. GM	1986-87	Los Angeles Lakers
Mitch Kupchak	Asst. GM	1987-88	Los Angeles Lakers
Mitch Kupchak	GM	1999-00	Los Angeles Lakers
Mitch Kupchak	GM	2000-01	Los Angeles Lakers
Mitch Kupchak	GM	2001-02	Los Angeles Lakers
Larry Brown (1)	Head Coach	2003-04	Detroit Pistons
Dave Hanners (1)	Asst. Coach	2003-04	Detroit Pistons
John Kuester (1)	Ast. Coach	2003-04	Detroit Pistons
Pat Sullivan (1)	Video Coord.	2003-04	Detroit Pistons
Bob McAdoo	Asst. Coach	2005-06	Miami Heat
Mitch Kupchak	GM	2008-09	Los Angeles Lakers
Mitch Kupchak (7)	GM	2009-10	Los Angeles Lakers
Bob McAdoo	Asst. Coach	2011-12	Miami Heat
Bob McAdoo (3)	Asst. Coach	2012-13	Miami Heat

Players with NCAA championships and NBA titles

- James Worthy – 1982 UNC; 1985, 1987, 1988 L.A. Lakers
- Michael Jordan – 1982 UNC; 1991, 1992, 1993, 1996, 1997, 1998 Chicago
- Danny Green – 2009 UNC; 2014 San Antonio



Tar Heel NBA All-Stars (l-r): James Worthy, Michael Jordan and Walter Davis

Robert Crawford

LaGarde, Tommy — Denver, 1977-78; Seattle, 1978-80; Dallas, 1980-82; New Jersey, 1984-85

Larese, York — Chicago Packers, 1961-62; Philadelphia Warriors, 1961-62

***Lawson, Ty** — Denver, 2009-15; Houston, 2015-16, Sacramento, 2016-18, Jeff — San Antonio, 1989-90

Lewis, Bob — San Francisco, 1967-70; Cleveland, 1970-71

Lynch, George — Los Angeles Lakers, 1993-96; Vancouver, 1996-98; Philadelphia 1998-2001; Charlotte/New Orleans, 2001-05

***Marshall, Kendall** — Phoenix, 2012-13; Los Angeles Lakers, 2013-14; Milwaukee, 2014-15; Philadelphia, 2015-16; free agent

May, Sean — Charlotte, 2005-09; Sacramento, 2009-10

McAdoo, Bob — Buffalo, 1972-1977; New York, 1977-78; Boston, 1978-79; Detroit, 1979-81; New Jersey, 1980-81; Los Angeles Lakers, 1981-85; Philadelphia, 1985-86

***McAdoo, James Michael** — Golden State, 2014-

McCants, Rashad — Minnesota, 2005-09; Sacramento, 2009

McInnis, Jeff — Denver, 1996-97; Washington, 1998-99; Los Angeles Clippers, 2000-02; Portland, 2002-04; Cleveland, 2004-05; New Jersey, 2005-07; Charlotte, 2007-08

McKinney, Horace (Bones) — Washington, 1946-51

Miller, Bill — Chicago, 1948-49; St. Louis, 1948-49

Miller, Larry — Los Angeles Stars (ABA), 1968-70; Carolina (ABA), 1969-72; San Diego (ABA), 1972-74; Virginia (ABA), 1973-74; Utah (ABA), 1974-75

Moe, Doug — New Orleans (ABA), 1967-68; Oakland (ABA), 1968-69; Carolina (ABA), 1969-70; Virginia (ABA), 1970-72

Montross, Eric — Boston, 1994-96; Dallas, 1996-97; New Jersey, 1997; Philadelphia, 1997; Detroit, 1997-2001; Toronto, 2001-02

Nagy, Fred (Fritz) — Indianapolis, 1948-49

Noel, David — Milwaukee, 2006-08

O'Koren, Mike — New Jersey, 1980-86, Washington, 1986-87; New Jersey, 1987-88

Perkins, Sam — Dallas, 1984-90; Los Angeles Lakers, 1990-93; Seattle, 1993-98; Indiana, 1998-2001

Phelps, Derrick — Sacramento, 1994-95

Popson, Dave — Los Angeles Clippers, 1988-89; Miami, 1988-89; Boston, 1990-91; Milwaukee, 1991-92

Previs, Steve — Carolina (ABA), 1972-73

Reid, J.R. — Charlotte, 1989-93; San Antonio, 1992-96; New York, 1995-96; Charlotte, 1997-99; Los Angeles Lakers, 1999; Milwaukee, 1999-2000; Cleveland, 2000-01

Rosenbluth, Lennie — Philadelphia Warriors, 1957-59

Rozier, Clifford — Golden State, 1994-96; Orlando, 1996-97; Toronto, 1996-97; Minnesota, 1997-98

Salvadori, Kevin — Sacramento, 1996-98

Scott, Charles — Virginia (ABA), 1970-72; Phoenix, 1971-75; Boston, 1975-78; Los Angeles Lakers, 1977-78; Denver, 1978-80

Shaffer, Lee — Syracuse, 1961-63; Philadelphia, 1963-64

Smith, Kenny — Sacramento, 1987-90; Atlanta, 1989-90; Houston, 1990-96; Denver, 1996-97; Detroit, 1996-97

Stackhouse, Jerry — Philadelphia, 1995-98; Detroit, 1998-2002; Washington, 2002-04; Dallas, 2004-09; Milwaukee, 2009-10; Miami, 2010-11; Atlanta, 2011-12; Brooklyn, 2012-13

***Tokoto, J.P.** — Philadelphia, 2016; free agent

Wallace, Rasheed — Washington, 1995-96; Portland, 1996-2003; Atlanta, 2004; Detroit, 2004-09; Boston, 2009-10; New York, 2012-13

Washington, Donald — Denver (ABA), 1974-75; Utah (ABA), 1975-76

Wear, David — Sacramento, 2015

Wear, Travis — New York, 2014-15

Wenstrom, Matt — Boston, 1993-94

Williams, Jawad — Cleveland, 2008-11

***Williams, Marvin** — Atlanta, 2005-12; Utah, 2012-14; Charlotte, 2014-

Williams, Scott — Chicago, 1990-94; Philadelphia, 1994-99; Milwaukee, 1999-2001; Denver, 2001-02; Phoenix, 2002-04; Dallas, 2004; Phoenix, 2004; Cleveland, 2004-2005

Williams, Shammond — Atlanta, 1998-99; Seattle, 1999-2002; Boston, 2002-2003; Denver, 2003; New Orleans, 2004, Los Angeles Lakers, 2006-07

Wolf, Joe — Los Angeles Clippers, 1987-90; Denver, 1990-92; Boston, 1992; Portland, 1992-93; Charlotte, 1994-95; Orlando, 1995-96; Milwaukee, 1996-97; Denver, 1997-98; Charlotte, 1999

Wood, Al — Atlanta, 1981-82; San Diego, 1982-83; Seattle, 1983-86; Dallas, 1986-87

Worthy, James — Los Angeles Lakers, 1982-94

***Wright, Brandon** — Golden State Warriors, 2007-11; New Jersey, 2011; Dallas, 2011-15; Phoenix 2015; Memphis, 2015-



Eight-time All-Star Vince Carter

Wuycik, Dennis — Carolina (ABA), 1972-74; St. Louis (ABA), 1974-75

Yonakor, Rich — San Antonio, 1981-82

***Zeller, Tyler** — Cleveland, 2012-14; Boston, 2014-

NBA ADMINISTRATION, COACHES

Brown, Larry: Head Coach: Denver (ABA), 1974-76; Denver (NBA), 1976-79; New Jersey, 1981-83; San Antonio, 1988-1992; Los Angeles Clippers, 1992-93; Indiana, 1993-97; Philadelphia, 1997-2003; Detroit, 2003-2005; New York, 2005-06; Charlotte, 2008-2011

Cunningham, Billy: Head Coach: Philadelphia, 1977-1985; Part-Owner: Miami, 1988-95

Davis, Walter: Advance Scout: Washington, 2000-04

Ford, Phil: Assistant Coach: Detroit, 2004-2005; New York, 2005-07; Charlotte, 2007-11

Hanners, Dave: Advance Scout/Assistant Coach: Philadelphia, 2000-03; Assistant Coach: Detroit, 2003-2005; New York, 2005-08; Charlotte, 2008-2011; New Orleans, 2011-15

***Jordan, Michael:** Part Owner & President: Washington Wizards, 2000-03; Managing Member of Basketball Operations: Charlotte Bobcats, 2006-2010; Owner: Charlotte Bobcats, 2010-

Karl, George: Assistant Coach: San Antonio, 1978-80; Director of Player Acquisition: Cleveland, 1983-84; Head Coach: Cleveland, 1984-86; Golden State, 1986-88; Seattle, 1991-98; Milwaukee, 1998-2003; Denver, 2005-13; Sacramento, 2015-16

Kuester, John: Assistant Coach: Boston, 1996-97; Philadelphia, 1997-2003; Detroit, 2003-04; New Jersey, 2004-06; Orlando, 2006-07; Cleveland, 2007-09; Head Coach: Detroit, 2009-2011; Assistant Coach: Los Angeles Lakers, 2011-12; Advance Scout, 2012-15

***Kupchak, Mitch:** Assistant General Manager: Los Angeles Lakers, 1986-92; General Manager: Los Angeles Lakers, 1992-

Larese, York: Head Coach: New York Nets (ABA), 1969-70

***McAdoo, Bob:** Assistant Coach: Miami, 1995-2014; Scout/Community Liaison; Miami, 2014-

McGuire, Frank: Head Coach: Philadelphia Warriors, 1961-62

McKinney, Bones: Head Coach: Washington, 1950-51; Boston, 1950-52

Moe, Doug: Assistant Coach: Carolina (ABA), 1972-74; Denver (ABA), 1974-76, 1979-80; Head Coach: San Antonio, 1976-80; Denver, 1980-90; Philadelphia, 1992-93; Assistant Coach: Denver, 2005-09

O'Koren, Mike: Assistant Coach: New Jersey, 1999-2003; Washington, 2003-09; Philadelphia, 2009-10

Perkins, Sam: Vice President of Player Relations: Indiana, 2008-10

***Peterson, Buzz:** Director of Player Personnel, Charlotte, 2007-09; Senior Advisor of Basketball Operations, Charlotte, 2014-

***Stackhouse, Jerry:** Assistant Coach: Toronto, 2015-

Sullivan, Pat: Video Coordinator: Detroit, 2003-2004; Assistant Coach: Detroit, 2004-2005; New Jersey, 2005-08; Detroit, 2008-11; Washington, 2013-16

Wallace, Rasheed: Assistant Coach: Detroit, 2013-14

***Walsh, Donnie:** Assistant Coach: Denver, 1978-81; Indiana, 1984-86; General Manager: Indiana, 1985-88; President: Indiana, 1988-2003; CEO, 2003-08; President: New York, 2008-11; President: Indiana, 2012-15; Consultant: Indiana, 2015-

Williams, Scott: Assistant Coach: Milwaukee, 2013-14

Wolf, Joe: Assistant Coach: Milwaukee 2008-13; Brooklyn, 2014-16

Worthy, James: Consultant: Los Angeles Lakers, 2015-16



Ed Cota scored the winner in the 45-44 win at NC State in 1997, UNC's fewest points in the shot clock era.

*ACC Tournament game
*NCAA Tournament game
~NIT game

MOST POINTS SCORED

- 129 vs. VMI, Dec. 17, 1994 (129-89)
- 129 vs. Manhattan, Dec. 27, 1985 (129-45) in Miami, Fla.
- 128 vs. Dartmouth, Dec. 5, 1972 (128-86) in Greensboro
- 127 vs. Richmond, Dec. 8, 1965 (127-76)
- 127 vs. Rice, Dec. 2, 1971 (127-69)

MOST POINTS SCORED IN A HALF

- 77 vs. VMI, Dec. 17, 1994 (1st half: 77-42)

FEWEST POINTS SCORED IN A HALF

- 0 at Duke, Feb. 24, 1979 (1st half: 0-7)

LARGEST HALFTIME LEAD

- 47 vs. Florida Atlantic, Dec. 19, 2006 (65-18)

LARGEST MARGIN OF VICTORY

- 84 vs. Manhattan, Dec. 27, 1985 (129-45) in Miami, Fla. (ACC Record)
- 69 vs. Davidson, Feb. 7, 1945 (89-20)
- 68 vs. UNC Asheville, Nov. 30, 2008 (116-48)
- 68 vs. The Citadel, Feb. 18, 1991 (118-50)
- 65 vs. Florida Southern, Dec. 1, 1969 (112-47)

MOST POINTS SCORED IN A LOSS

- 114 vs. Wake Forest, Dec. 20, 2003 (114-119, 3OT)
- 97 vs. Iowa, Jan. 7, 1989 (97-98)
- 97 vs. West Virginia, Dec. 31, 1965 (97-102) in Raleigh
- 96 at Florida State, Feb. 27, 1992 (96-110)
- 96 vs. Wake Forest, Nov. 27, 1976 (96-97) in Greensboro
- 96 vs. Duke, Jan. 3, 1975 (96-99) in Greensboro

LARGEST MARGIN OF DEFEAT

- 43 at Lynchburg Elks, Feb. 20, 1915 (20-63)
- 42 at Kentucky, Jan. 9, 1950 (44-86)
- 40 at Maryland, Feb. 22, 2003 (56-96)
- 40 vs. NC State, Feb. 19, 1949 (39-79)
- 40 vs. Virginia, Feb. 9, 1914 (27-67) in Raleigh

FEWEST POINTS SCORED

- 8 at NC State, Feb. 18, 1926 (8-17)
- 13 at Roanoke, Feb. 9, 1916 (13-45)
- 14 vs. Duke, Feb. 1, 1930 (14-36)
- 14 at Virginia Tech, Feb. 19, 1919 (14-37)
- 15 on several occasions

FEWEST POINTS SCORED IN SHOT CLOCK ERA (1985-86 to present)

- 45 at Syracuse, Jan. 11, 2014 (45-57)
- 45 at NC State, Feb. 12, 1997 (45-44)
- 46 vs. NC State, Feb. 24, 2015 (46-58)
- 48 vs. Boston College, Feb. 19, 2011 (48-46)
- 48 vs. Duke, March 8, 2002 (48-60) in Charlotte

• 45-second clock from 1985-86 through 1992-93; 35-second clock from 1993-94 through 2014-15; 30-second clock beginning in 2015-16

FEWEST POINTS SCORED IN ACC ERA (1953-54 to present)

- 20* vs. Duke, March 4, 1966 (20-21) in Raleigh
- 39 at NC State, Dec. 28, 1957 (39-30)
- 40 at Duke, Feb. 24, 1979 (40-47)
- 44 vs. Villanova, March 24, 1985 (44-56) in Birmingham, Ala.
- 44^ vs. Wake Forest, Jan. 8, 1958 (44-34)
- 44 at NC State, Dec. 28, 1954 (44-47)

MOST POINTS, BOTH TEAMS

- 233 vs. Wake Forest, Dec. 20, 2003 (114-119, 3OT)
- 231 vs. Kentucky, Dec. 27, 1989 (121-110) in Louisville, Ky.
- 220^ vs. Loyola Marymount, March 19, 1988 (123-97) in Salt Lake City, Utah
- 219 at Tulane, Feb. 14, 1976 (113-106)
- 218 vs. VMI, Dec. 17, 1994 (129-89)

FEWEST POINTS, BOTH TEAMS

- 24 vs. Elon, Jan. 11, 1915 (15-9)
- 25 at NC State, Feb. 18, 1926 (8-17)
- 29 vs. Davidson, Feb. 24, 1930 (19-10)
- 32 vs. Durham YMCA, Dec. 15, 1915 (18-14)
- 32 at NC State, Feb. 12, 1927 (19-13)

FEWEST POINTS, BOTH TEAMS IN SHOT CLOCK ERA

- 89 at NC State, Feb. 12, 1997 (45-44)
- 92 vs. Wake Forest, Jan. 23, 1999 (52-40)
- 92 vs. Princeton, Dec. 13, 1997 (50-42)
- 94 vs. Boston College, Feb. 19, 2011 (48-46)
- 101 vs. Purdue, Nov. 25, 1998 (54-47) in New York, N.Y.
- 101 at Clemson, Feb. 14, 1996 (53-48)

MOST FIELD GOALS MADE

- 57 vs. Manhattan, Dec. 27, 1985 (57 of 78) in Miami, Fla.
- 56 vs. Dartmouth, Dec. 5, 1972 (56 of 93) in Greensboro
- 53 vs. VMI, Dec. 17, 1994 (53 of 80)
- 52 vs. Rice, Dec. 12, 1991 (52 of 76)
- 52 vs. Richmond, Dec. 8, 1965 (52 of 83)

FEWEST FIELD GOALS MADE IN ACC ERA

- 7* vs. Duke, March 4, 1966 (7 of 15) in Raleigh
- 10 at NC State, Dec. 28, 1957 (10 of 22)
- 12 at Georgia Tech, Feb. 11, 1980 (12 of 32)
- 15* vs. Duke, March 8, 2002 (15 of 29) in Charlotte
- 15 at South Carolina, Feb. 20, 1971 (15 of 41)

MOST FIELD GOAL ATTEMPTS

- 102 vs. Clemson, Dec. 4, 1954 (38 of 102)
- 99 vs. Virginia, Feb. 6, 1968 (51 of 99)
- 97 at South Carolina, Feb. 1, 1958 (44 of 97)
- 95 at Tulane, Feb. 14, 1976 (43 of 95)
- 94 vs. Georgia Tech, Feb. 9, 1973 (46 of 94) in Charlotte
- 94 vs. Georgia, Dec. 18, 1963 (41 of 94)

HIGHEST FIELD GOAL PERCENTAGE

- .790^ vs. Loyola Marymount, March 19, 1988 (49 of 62) in Salt Lake City, Utah
- .767 at Virginia, Jan. 7, 1978 (33 of 43)
- .754 vs. Old Dominion, Dec. 1, 1992 (43 of 57)
- .750 vs. Dartmouth, Dec. 21, 1983 (45 of 60)
- .736 vs. Wake Forest, Feb. 8 1986 (39 of 53)

BEST FIELD GOAL PERCENTAGE IN A HALF

- .941 at Virginia, Jan. 7, 1978 (16 of 17, 2nd half) (NCAA Record)

LOWEST FIELD GOAL PERCENTAGE (UNDER 30 PERCENT)

- .253* vs. Wake Forest, March 2, 1956 (19 of 75) in Raleigh
- .253 at Alabama, Jan. 4, 1955 (19 of 75)
- .257 at NC State, Dec. 31, 1955 (19 of 74)
- .276 at Georgia Tech, Jan. 16, 2011 (16 of 58)
- .279 vs. Iowa, Dec. 3, 2014 (19 of 68)

.282^ vs. Houston, March 25, 1967 (24 of 85) in Louisville, Ky.

- .290 vs. Maryland, Dec. 18, 1954 (18 of 62)
- .291 vs. Duke, Feb. 4, 1955 (16 of 55)
- .292* vs. Duke, March 11, 2001 (19 of 65) in Atlanta, Ga.
- .295 at NC State, Feb. 22, 1964 (18 of 61)
- .296 at Florida, Dec. 21, 1964 (21 of 71)
- .297 at Duke, Feb. 28, 1958 (19 of 64)

MOST FREE THROWS MADE

- 43 at NC State, Jan. 15, 1957 (43 of 51)
- 43 vs. South Carolina, Dec. 5, 1959 (43 of 53)
- 41 vs. Clemson, Jan. 28, 1998 (41 of 59)
- 37* vs. Clemson, March 11, 2005 (37 of 47) in Washington, D.C.
- 37 vs. Louisville, Dec. 17, 1998 (37 of 54)
- 37 at Nevada, Dec. 30, 1987 (37 of 47)
- 37 vs. Syracuse, Jan. 8, 1983 (37 of 48) in Charlotte
- 37 at NC State, Feb. 24, 1976 (37 of 46)
- 37 at NC State, Feb. 18, 1958 (37 of 46)

MOST FREE THROW ATTEMPTS

- 59 at Clemson, Jan. 14, 1956 (33 of 59)
- 59 vs. Clemson, Jan. 28, 1998 (41 of 59)
- 54 vs. Louisville, Dec. 17, 1998 (37 of 54)
- 54 at Duke, March 1, 1957 (36 of 54)
- 53 vs. South Carolina, Dec. 5, 1959 (43 of 53)

FEWEST FREE THROWS MADE

- 2 vs. Clemson, March 2, 2004 (2 of 4)
- 2 at Wake Forest, Jan. 23, 1999 (2 of 6)
- 2^ vs. Utah, March 28, 1998 (2 of 7) in San Antonio, Texas
- 2 vs. Duke, Jan. 17, 1990 (2 of 12)
- 2* vs. NC State, March 8, 1987 (2 of 4) in Landover, Md.

FEWEST FREE THROW ATTEMPTS

- 4^ vs. George Mason, March 19, 2006 (4 of 4) in Dayton, Ohio
- 4 vs. Clemson, March 2, 2004 (2 of 4)
- 4* vs. NC State, March 8, 1987 (2 of 4) in Landover, Md.
- 5 at Maryland, Jan. 14, 1986 (5 of 5)
- 5 at Virginia, Feb. 3, 1982 (4 of 5)

HIGHEST FREE THROW PERCENTAGE (95 PERCENT OR BETTER, MIN. 10 ATT.)

- 1.000 at Duke, March 5, 1994 (16 of 16)
- 1.000 at Duke, March 7, 2015 (13 of 13)
- 1.000 at LSU, Feb. 10, 1985 (13 of 13)
- 1.000 at Georgia Tech, Jan. 29, 2000 (12 of 12)
- 1.000 vs. Wake Forest, Feb. 24, 1998 (12 of 12)
- 1.000* at Georgia Tech, March 10, 1985 (12 of 12)
- 1.000 vs. Maryland, Feb. 19, 1984 (12 of 12)
- 1.000 vs. Rutgers, Dec. 22, 1980 (11 of 11) in Charlotte
- .964 vs. Niagara, Dec. 30, 1978 (27 of 28) in Rochester, NY.
- .958* vs. NC State, March 11, 2007 (23 of 24) in Tampa, Fla.
- .950 vs. Maryland, Feb. 10, 2001 (19 of 20)
- .950 vs. Florida State, Feb. 17, 1973 (19 of 20) in New York, N.Y.

LOWEST FREE THROW PERCENTAGE (MIN. 10 ATTEMPTS)


- .167 vs. Duke, Jan. 17, 1990 (2 of 12)
- .300 vs. South Florida, Dec. 3, 1979 (3 of 10) in St. Petersburg, Fla.
- .316 at Virginia, Feb. 24, 1964 (6 of 19)
- .364 at UAB, Dec. 1, 2013 (4 of 11)
- .364 at Virginia, Feb. 25, 2001 (4 of 11)
- .364 vs. Duke, Dec. 2, 1978 (4 of 11) in Greensboro

THREE-POINT FIELD GOALS

1982-83 distance 17 feet, 9 inches
1986-87 through 2007-08 distance 19 feet, 9 inches
2008-09 to present distance 20 feet, 9 inches


MOST THREE-POINT FIELD GOALS MADE

- 17 vs. Florida State, Jan. 25, 1995 (17 of 25)
- 16 at Maryland, Feb. 3, 2009 (16 of 25)
- 16 vs. North Carolina A & T, Dec. 27, 2001 (16 of 33)
- 15 vs. Mississippi State, Nov. 19, 2012 (15 of 32) in Maui
- 14 on seven occasions, most recently vs. UNC Asheville, Nov. 30, 2008 (14 of 27)



Getty Images

Rasheed Wallace (right) and UNC scored a school-record 129 points vs. VMI on December 17, 1994.



Bob Dornan

Jeff Lebo and the Tar Heels had a school-record 41 assists on Dec. 27, 1985, against Manhattan.

FEWEST THREE-POINT FIELD GOALS MADE

- 0 vs. Princeton, Dec. 13, 1997 (0 for 4)
- 0^A vs. Alabama, March 21, 1992 (0 for 6) in Cincinnati, Ohio
- 0 at Duke, Jan. 18, 1989 (0 for 2)
- 0 at NC State, Jan. 24, 1988 (0 for 2)
- 0 vs. Fordham, Jan. 6, 1988 (0 for 1) in Greensboro
- 1 on numerous occasions (most attempts with one made three-pointer is 16 vs. LSU on Dec. 18, 1996, in Greenboro)

MOST THREE-POINT ATTEMPTS

- 35 vs. Davidson, Jan. 8, 2003 (13 of 35)
- 34 at Clemson, Feb. 15, 2003 (12 of 34)
- 34 vs. Wake Forest, Feb. 2, 2003 (10 of 34)
- 34 vs. Hampton, Nov. 16, 2001 (6 of 34)
- 33 vs. N.C. A&T, Dec. 27, 2001 (16 of 33)

FEWEST THREE-POINT ATTEMPTS

- 1 vs. Fordham, Jan. 6, 1988 (0 for 1) in Greensboro
- 2 at Duke, Jan. 18, 1989 (0 for 2)
- 2 at NC State, Jan. 24, 1988 (0 for 2)
- 3 vs. Duke, Feb. 5, 1998 (2 for 3)
- 3 at Duke, March 4, 1990 (1 for 3)
- 4 on seven occasions

HIGHEST THREE-POINT PERCENTAGE (min. 5 three-pointers made)

- .889 vs. Stetson, Dec. 3, 1986 (8 of 9)
- .875 vs. Texas, Dec. 5, 1992 (7 of 8) in Charlotte
- .857 at Virginia, Jan. 14, 1987 (6 of 7)
- .833 vs. NC State, Jan. 5, 1994 (5 of 6)
- .800 at Duke, March 5, 1983 (12 of 15)

HIGHEST THREE-POINT PERCENTAGE (min. 10 three-pointers made)

- .733 vs. Wake Forest, Feb. 22, 2014 (11 of 15)
- .706 vs. Hofstra, Nov. 18, 2010 (12 of 17) in San Juan, P.R.
- .688 at Appalachian State, Nov. 17, 2000 (11 of 16)
- .680 vs. Florida State, Jan. 25, 1995 (17 of 25)
- .667 at Old Dominion, Dec. 29, 1994 (10 of 15)
- .667 vs. Clemson, Feb. 21, 1987 (12 of 18)

HIGHEST THREE-POINT PERCENTAGE (min. 10 three-point attempts)

- .800 at Duke, March 5, 1983 (12 of 15)
- .733 vs. Wake Forest, Feb. 22, 2014 (11 of 15)
- .706 vs. Hofstra, Nov. 18, 2010 (12 of 17) in San Juan, P.R.
- .700 vs. Maryland, Feb. 10, 2001 (7 of 10)
- .700^A vs. Oklahoma, March 17, 1990 (7 of 10) in Austin, Texas
- .692 at Alabama, Nov. 30, 1989 (9 of 13)

HIGHEST THREE-POINT PERCENTAGE (min. 20 three-point attempts)

- .680 vs. Florida State, Jan. 25, 1995 (17 of 25)
- .640 vs. Maryland, Feb. 3, 2009 (16 of 25)
- .619 at Florida State, Jan. 22, 2006 (13 of 21)
- .609 at Virginia, Jan. 29, 2005 (14 of 23)
- .585* vs. Clemson, March 11, 1983 (14 of 24) in Atlanta, Ga.

LOWEST THREE-POINT PERCENTAGE (min. 10 three-point attempts)

- .063 vs. LSU, Dec. 18, 1996 (1 for 16) in Greensboro
- .071 vs. Duke, March 9, 2013 (1 for 14)
- .077 vs. Duke, Feb. 17, 2016 (1 for 16)
- .083 at UAB, Dec. 1, 2013 (1 of 12)
- .083 vs. Gardner-Webb, Nov. 9, 2012 (1 for 12)
- .083* vs. Wake Forest, March 10, 2000 (1 for 12) in Charlotte

MOST REBOUNDS

- 78 vs. Furman, Dec. 4, 1956
- 72 vs. Nicholls, Dec. 19, 2011
- 72 vs. Clemson, Dec. 4, 1954
- 69 vs. Tulane, Dec. 9, 1966
- 68 at VMI, Dec. 15, 1996
- 68 vs. LSU, Jan. 3, 1956
- 68 vs. Georgia Tech, Dec. 9, 1955 in Charlotte

MOST OFFENSIVE REBOUNDS (STATISTIC FIRST KEPT IN 1986-87)

- 32 at Pittsburgh, Dec. 20, 1993
- 31 vs. Nicholls, Dec. 19, 2011
- 30 vs. Mississippi Valley State, Nov. 20, 2011
- 28 vs. Boston College, Jan. 4, 2009
- 28 vs. LSU, Dec. 19, 1996 in Greensboro

MOST DEFENSIVE REBOUNDS (STATISTIC FIRST KEPT IN 1986-87)

- 47^A vs. Loyola Marymount, March 19, 1988 in Salt Lake City, Utah
- 42^A vs. Long Island, March 25, 2011 in Newark, N.J.
- 42 vs. Oregon, Nov. 25, 2008 in Maui
- 42^A vs. Navy, March 15, 1998 in Hartford, Conn.
- 42 at VMI, Dec. 15, 1996

MOST ASSISTS

- 41 vs. Manhattan, Dec. 27, 1985 in Miami, Fla. (*Tied NCAA Record*)
- 41 vs. Rice, Dec. 2, 1971
- 40 at East Tennessee State, Dec. 20, 1975
- 40 vs. Dartmouth, Dec. 5, 1972 in Greensboro
- 39 vs. Howard, Nov. 29, 1975

MOST TURNOVERS

- 36^A vs. Drake, March 22, 1969, in Louisville, Ky.
- 34 at NC State, Feb. 15, 1966
- 29 vs. Miami, Dec. 4, 2000
- 29 vs. Temple, Feb. 21, 1988
- 28 vs. Kentucky, Dec. 10, 1990
- 28 vs. Connecticut, Dec. 6, 1990
- 28 vs. South Carolina, Nov. 30, 1990 in Charlotte
- 28 at Hawaii-Loa, Nov. 29, 1986

FEWEST TURNOVERS

- 2^A vs. Fairfield, March 13, 1997 in Winston-Salem
- 3* vs. Virginia, March 7, 1982 in Greensboro
- 4^A vs. Wisconsin, March 26, 2015 in Los Angeles
- 4 at Pitt, Feb. 14, 2015
- 5 vs. Wake Forest, Jan. 30, 1994
- 8 vs. NC State, March 12, 1983

MOST BLOCKED SHOTS

- 18 vs. Stanford, Dec. 20, 1985 (*ties ACC record*)
- 15 vs. Northern Kentucky, Dec. 27, 2013
- 15 at Duke, March 8, 2008
- 14 vs. VMI, Dec. 17, 1994
- 14 vs. Virginia, Feb. 19, 1994
- 14 vs. NC State, Jan. 5, 1994

MOST STEALS

- 23 at Tulane, Feb. 14, 1976
- 21 vs. The Citadel, Nov. 24, 1991
- 21 vs. Clemson, Jan. 5, 1977 in Greensboro
- 20 on five occasions, most recently vs. UNC Asheville, Dec. 28, 2005

MOST PERSONAL FOULS

- 38 vs. NC State, Jan. 19, 1954
- 36^A vs. Texas A&M, March 9, 1980 in Denton, Texas
- 34 at Maryland, Feb. 17, 1971
- 33 at Louisville, Jan. 31, 2015
- 33* vs. Maryland, March 8, 1958 in Raleigh

FEWEST PERSONAL FOULS

- 5 vs. Princeton, Dec. 22, 1996
- 6 vs. UNC Asheville, Dec. 28, 1995
- 6 vs. NC State, Jan. 4, 1974 in Greensboro
- 7 vs. Kent State, Jan. 2, 2008
- 7 at Virginia, Feb. 11, 1998
- 7 vs. Stetson, Dec. 3, 1987
- 7 vs. Manhattan, Dec. 27, 1985 in Miami, Fla.

MOST OVERTIMES

- 4 at Tulane, Feb. 14, 1976 (W, 113-106) (*ties ACC record*)
- 3 vs. Wake Forest, Dec. 20, 2003 (L, 114-119)
- 3 vs. Tulane, Nov. 30, 1982 (W, 70-68)
- 3 at Duke, March 2, 1968 (L, 86-87)
- 3^A vs. Kansas, March 23, 1957 (W, 54-53) in Kansas City, Mo.
- 3^A vs. Michigan State, March 22, 1957 (W, 74-70) in Kansas City, Mo.



MOST GAMES PLAYED

40 in 2015-16 (33-7)
39 in 2007-08 (36-3)
38 in 2014-15 (26-12)
38 in 2011-12 (32-6)
38 in 2008-09 (34-4)
38 in 2006-07 (31-8)
38 in 1997-98 (34-4)
38 in 1992-93 (34-4)

MOST WINS (30 or more)

36 in 2007-08 (36-3)
34 in 2008-09 (34-4)
34 in 1997-98 (34-4)
34 in 1992-93 (34-4)
33 in 2015-16 (33-7)
33 in 2004-05 (33-4)
32 in 2011-12 (32-6)
32 in 1986-87 (32-4)
32 in 1981-82 (32-2)
32 in 1956-57 (32-0)
31 in 2006-07 (31-7)
30 in 1945-46 (30-5)

MOST WINS WITHOUT A LOSS IN A SEASON

32 in 1956-57 (Ties NCAA Record w/ Indiana, 1975-76)
--

MOST CONSECUTIVE WINS

37 (32 games in 1956-57 and five games in 1957-58) (ACC Record)
34 (1923-25)
21 (1985-86)
21 (1983-84)
20 (1967-68)

MOST LOSSES

20 in 2001-02 (8-20)
17 in 2009-10 (20-17)
16 in 2002-03 (19-16)
15 in 1951-52 (12-15)
15 in 1950-51 (12-15)
14 in 1999-00 (22-14)

MOST POINTS SCORED

3,454 in 2007-08
3,413 in 2008-09
3,331 in 1988-89
3,311 in 2015-16
3,285 in 1986-87

HIGHEST SCORING AVERAGE/GAME

91.3 in 1986-87 (3,285 points in 36 games)
90.0 in 1988-89 (3,331 points in 37 games)
89.9 in 2008-09 (3,413 points in 38 games)
89.1 in 1971-72 (2,762 points in 31 games)
88.9 in 1969-70 (2,399 points in 27 games)
88.9 in 1968-69 (2,844 points in 32 games)

HIGHEST AVERAGE SCORING MARGIN

17.8 points in 2008-09 (89.8-72.0)
17.8 points in 1992-93 (86.1-68.3)
17.7 points in 2004-05 (88.0-70.3)
17.7 points in 1971-72 (89.1-71.4)
17.6 points in 1985-86 (86.6-69.0)

LOWEST SCORING AVERAGE/GAME IN ACC ERA

66.7 in 1981-82 (2,269 points in 34 games)
68.5 in 1953-54 (1,439 points in 21 games)
71.4 in 1998-99 (2,428 points in 34 games)
71.8 in 1957-58 (1,867 points in 26 games)
71.9 in 1980-81 (2,660 points in 37 games)
71.9 in 1958-59 (1,797 points in 25 games)

LOWEST SCORING AVERAGE/GAME IN SHOT CLOCK ERA

(beginning with 1985-86 season)

71.4 in 1998-99 (2,428 points in 34 games)
72.2 in 2001-02 (2,022 points in 28 games)
72.2 in 2002-03 (2,524 points in 35 games)
74.5 in 2009-10 (2,758 points in 37 games)
75.4 in 1999-2000 (2,715 points in 36 games)

MOST POINTS ALLOWED

2,949 in 1988-89
2,828 in 2007-08
2,801 in 2015-16
2,735 in 2008-09
2,695 in 1986-87

HIGHEST SCORING AVERAGE/GAME ALLOWED

79.7 in 1988-89 (2,949 points in 37 games)
78.9 in 2001-02 (2,208 points in 28 games)
78.8 in 1969-70 (2,128 points in 27 games)
78.0 in 1974-75 (2,417 points in 31 games)
77.9 in 1989-90 (2,650 points in 34 games)

MOST FIELD GOALS MADE

1,250 in 2007-08 (ACC record)
1,238 in 1986-87
1,235 in 2015-16
1,228 in 1988-89
1,219 in 1992-93

MOST FIELD GOALS ATTEMPTED

2,564 in 2007-08
2,561 in 2015-16
2,509 in 2008-09
2,473 in 2011-12
2,407 in 1992-93

HIGHEST FIELD GOAL PERCENTAGE

.559 in 1985-86 (1,197 of 2,140) (ACC Record)
.543 in 1983-84 (966 of 1,779)
.540 in 1984-85 (1,039 of 1,925)
.537 in 1986-87 (1,238 of 2,304)
.537 in 1976-77 (1,054 of 1,961)

MOST FREE THROWS MADE

817 in 1956-57
739 in 2008-09
738 in 2007-08
724 in 2004-05
700 in 1971-72

MOST FREE THROWS ATTEMPTED

1,167 in 1956-57 (ACC Record)
1,108 in 1993-94
998 in 2004-05
983 in 2008-09
975 in 2007-08

HIGHEST FREE THROW PERCENTAGE

.783 in 1983-84 (551 of 704)
.761 in 1984-85 (569 of 748)
.758 in 1959-60 (542 of 715)
.757 in 2007-08 (738 of 975)
.752 in 2008-09 (739 of 983)

LOWEST FREE THROW PERCENTAGE IN ACC ERA

.626 in 2013-14 (552 of 882)
.629 in 1953-54 (441 of 701)
.653 in 2009-10 (558 of 854)
.657 in 1977-78 (497 of 756)
.657 in 1963-64 (399 of 607)

MOST THREE-POINT FIELD GOALS MADE

290 in 2002-03
277 in 2004-05
272 in 2012-13
266 in 1994-95
264 in 2008-09

MOST THREE-POINT FIELD GOALS ATTEMPTED

822 in 2002-03
723 in 2012-13
687 in 2004-05
685 in 2015-16
682 in 2008-09

HIGHEST THREE-POINT FIELD GOAL PERCENTAGE

.437 in 1982-83 (132 of 302)
.436 in 1986-87 (213 of 488)
.430 in 1987-88 (169 of 393)
.410 in 1994-95 (266 of 648)
.403 in 2004-05 (277 of 687)



Brice Johnson, Joel Berry II & the Tar Heels played a UNC-record 40 games in 2015-16.

J.D. Lyon Jr.

LOWEST THREE-POINT FIELD GOAL PERCENTAGE

.327 in 2015-16 (224 of 685)
.328 in 2010-11 (190 of 580)
.329 in 2009-10 (176 of 535)
.330 in 1993-94 (144 of 437)
.343 in 1999-2000 (169 of 492)

MOST REBOUNDS

1,711 in 2011-12
1,695 in 2007-08
1,624 in 2015-16
1,597 in 2008-09
1,578 in 2010-11

HIGHEST REBOUNDING AVERAGE PER GAME

49.9 in 1960-61 (1,148 rebounds, 23 games)
48.8 in 1963-64 (1,171 rebounds, 24 games)
48.1 in 1955-56 (1,106 rebounds, 23 games)
47.2 in 1967-68 (1,511 rebounds, 32 games)
47.0 in 1966-67 (1,505 rebounds, 32 games)

MOST ASSISTS

855 in 1972-73 (ACC Record)
800 in 1985-86
788 in 1988-89
782 in 1986-87
706 in 2004-05

HIGHEST ASSIST AVERAGE PER GAME

25.9 in 1972-73 (855 assists, 33 games) (ACC Record)
24.2 in 1973-74 (677 assists, 28 games)
23.5 in 1985-86 (800 assists, 34 games)
22.0 in 1971-72 (683 assists, 31 games)
21.7 in 1986-87 (782 assists, 36 games)

MOST BLOCKED SHOTS

221 in 2011-12
219 in 1993-94
209 in 2009-10
204 in 2010-11
196 in 2008-09

MOST STEALS

362 in 2004-05
357 in 1992-93
356 in 1976-77
325 in 2008-09
319 in 1986-87

MOST PERSONAL FOULS

738 in 2014-15
699 in 1974-75
690 in 2013-14
684 in 1976-77
675 in 1972-73



Lennie Rosenbluth (center) posted five 40-point scoring games in his career.



Charles Scott (right, with Dean Smith) scored 731 points as a senior in 1969-70.

SINGLE-GAME

MOST POINTS SCORED (40 or more)

49	Bob Lewis vs. Florida State, Dec. 16, 1965
48	Billy Cunningham vs. Tulane, Dec. 10, 1964
47	Lennie Rosenbluth vs. Furman, Dec. 3, 1956
45	Lennie Rosenbluth vs. Clemson, March 7, 1957, in Raleigh
45	Lennie Rosenbluth vs. William & Mary, Feb. 7, 1956
45*	Lennie Rosenbluth at Clemson, Jan. 14, 1956
45	George Glamack vs. Clemson, Feb. 10, 1941
43	Charles Scott vs. Wake Forest, Jan. 17, 1970
43	Bob Lewis vs. Richmond, Dec. 8, 1965
42	Shammond Williams at Georgia Tech, Feb. 8, 1998
41	Kenny Smith at Clemson, Jan. 28, 1987
41*	Charles Scott vs. Virginia, March 5, 1970, in Charlotte
40*	Harrison Barnes vs. Clemson, March 12, 2011 in Greensboro
40	Tyler Hansbrough vs. Georgia Tech, Feb. 15, 2006
40*	Charles Scott vs. Duke, March 8, 1969, in Charlotte
40	Billy Cunningham vs. Maryland, Jan. 13, 1964
40	Lennie Rosenbluth at Duke, March 1, 1957

MOST 40-POINT GAMES, CAREER

5	Lennie Rosenbluth (47, 45, 45, 45, 40)
3	Charles Scott (43, 41, 40)
2	Bob Lewis (49, 43)
2	Billy Cunningham (48, 40)
1	Harrison Barnes (40), Tyler Hansbrough (40), Shammond Williams (42), Kenny Smith (41), George Glamack (45)

MOST CONSECUTIVE 40-POINT GAMES

2	Lennie Rosenbluth (40 at Duke, March 1, 1957; *45 vs. Clemson, March 7, 1957 in Raleigh)
---	--

MOST CONSECUTIVE 30-POINT GAMES

5	Bob Lewis (34 vs. William and Mary, Dec. 4, 1965; 30 at Ohio State, Dec. 6, 1965; 43 vs. Richmond, Dec. 8, 1965; 33 at Vanderbilt, Dec. 11, 1965; 49 vs. Florida State, Dec. 16, 1965)
4	Charles Scott, 1969-70
3	Lennie Rosenbluth, 1956-57 (twice)
2	Antawn Jamison, 1997-98
2	Hubert Davis, 1991-92
2	Brad Daugherty, 1985-86
2	Phil Ford, 1977-78
2	Dennis Wuycik, 1970-71
2	Charles Scott, 1969-70
2	Larry Miller, 1966-67 (twice)
2	Bob Lewis, 1965-66 (twice)
2	Billy Cunningham in 1964-65 (twice)
2	York Larese in 1960-61
2	Lennie Rosenbluth, 1956 -57

TWO TAR HEELS SCORING 30 POINTS IN SAME GAME

Jan. 4, 2016 at Florida State (Brice Johnson 39, Marcus Paige 30)
Feb. 8, 1998 at Georgia Tech (Shammond Williams 42, Antawn Jamison 31)
Dec. 8, 1965 vs. Richmond (Bob Lewis 43, Larry Miller 32)
Dec. 6, 1965 at Ohio State (Larry Miller 33, Bob Lewis 30)
Feb. 9, 1965 vs. Wake Forest (Billy Cunningham 35, Bob Lewis 35)
Jan. 16, 1965 at Virginia (Bob Lewis 35, Billy Cunningham 33)
Dec. 14, 1964 vs. Vanderbilt in Greensboro (Bob Lewis 31, Billy Cunningham 30)
Jan. 11, 1955 vs. Virginia (Lennie Rosenbluth 32, Tony Radovich 30)

MOST 20-POINT GAMES, CAREER

78	Tyler Hansbrough, 2005-09 (<i>ACC record</i>)
63	Lennie Rosenbluth, 1954-57
60	Larry Miller, 1965-68
57	Phil Ford, 1974-78
50	Charles Scott, 1967-70
50	Billy Cunningham, 1962-65

MOST CONSECUTIVE 20-POINT GAMES

20	Lennie Rosenbluth in 1956-57
13	Charles Scott in 1969-70
13	Lennie Rosenbluth in 1955-56
12	Bob Lewis in 1965-66
10	Larry Miller in 1966-67

MOST POINTS SCORED — ACC REGULAR-SEASON GAME

45	Lennie Rosenbluth at Clemson, Jan. 14, 1956
----	---

MOST POINTS SCORED — ACC TOURNAMENT CAREER

196	Lennie Rosenbluth, 1954-57 (6 games)
-----	--------------------------------------

MOST POINTS SCORED — ACC TOURNAMENT GAME

45*	Lennie Rosenbluth vs. Clemson, quarterfinal, March 7, 1957, in Raleigh (<i>ACC record</i>)
-----	--

MOST POINTS SCORED — ACC CHAMPIONSHIP GAME

40*	Charles Scott vs. Duke, March 8, 1969, in Charlotte (<i>ACC record</i>)
-----	---

MOST POINTS SCORED — NCAA TOURNAMENT CAREER

325	Tyler Hansbrough, 2005-09 (17 games)
-----	--------------------------------------

MOST POINTS SCORED — NCAA TOURNAMENT GAME

39^	Al Wood vs. Virginia, March 28, 1981, NCAA semifinal in Philadelphia
39^	Lennie Rosenbluth vs. Canisius, March 15, 1957, East Regional semifinal in Philadelphia

MOST POINTS SCORED — NCAA CHAMPIONSHIP GAME

28^	James Worthy vs. Georgetown, March 29, 1982, in New Orleans
-----	---

MOST POINTS SCORED — SMITH CENTER GAME

40	Tyler Hansbrough vs. Georgia Tech, Feb. 15, 2006
----	--

MOST POINTS SCORED — BY A FRESHMAN

40*	Harrison Barnes vs. Clemson, March 12, 2011 in Greensboro (<i>ACC record</i>)
40	Tyler Hansbrough vs. Georgia Tech, Feb. 15, 2006 (<i>ACC record</i>)
31	Antawn Jamison at Maryland, Jan. 6, 1996
31^	J.R. Reid vs. Notre Dame, March 19, 1987, in East Rutherford, N.J.
31	J.R. Reid vs. NC State, Jan. 18, 1987
31^	Mike O'Koren vs. UNLV, March 26, 1977, in Atlanta, Ga.
31	Walter Davis vs. Duke, March 2, 1974



Jeffrey Camarati

Tyler Hansbrough is the leading scorer in Carolina and ACC history and led Carolina to the 2009 NCAA championship.



J.D. Lyon Jr.

The 2011-12 Tar Heels featured 1,000-point scorers Tyler Zeller, Harrison Barnes and John Henson.

SEASON

MOST POINTS SCORED - SEASON (600 or more)

895	Lennie Rosenbluth, 1956-57
882	Tyler Hansbrough, 2007-08
822	Antawn Jamison, 1997-98
740	Bob Lewis, 1965-66
731	Charles Scott, 1969-70
721	Michael Jordan, 1982-83
717	Larry Miller, 1967-68
714	Charles Scott, 1968-69
707	Hubert Davis, 1991-92
704	Tyler Hansbrough, 2008-09
700	Larry Miller, 1966-67
699	Tyler Hansbrough, 2006-07
690	Joseph Forte, 2000-01
687	Brad Daugherty, 1985-86
678	Brice Johnson, 2015-16
669	Al Wood, 1980-81
668	Antawn Jamison, 1996-97
652	Jerry Stackhouse, 1994-95
648	Harrison Barnes, 2011-12
647	Sean May, 2004-05
647	Wayne Ellington, 2007-08
637	Shammond Williams, 1997-98
625	Phil Ford, 1977-78
623	Brad Daugherty, 1984-85
623	Billy Cunningham, 1963-64
621	Tyler Zeller, 2011-12
617	Phil Ford, 1976-77
614	Lennie Rosenbluth, 1955-56
609	Billy Cunningham, 1964-65
607	Michael Jordan, 1983-84
604	Robert McAdoo, 1971-72
602	Wayne Ellington, 2008-09
600	Joseph Forte, 1999-00
600	Eric Montross, 1992-93



Antawn Jamison, 1995-98

HIGHEST SCORING AVERAGE (20.0 points or more)

28.0	Lennie Rosenbluth, 1956-57
27.4	Bob Lewis, 1965-66
27.1	Charles Scott, 1969-70
26.7	Lennie Rosenbluth, 1955-56
26.0	Billy Cunningham, 1963-64
25.5	Lennie Rosenbluth, 1954-55
25.4	Billy Cunningham, 1964-65
23.1	York Larese, 1960-61
22.7	Billy Cunningham, 1962-63
22.6	Tyler Hansbrough, 2007-08
22.4	Larry Miller, 1967-68
22.3	Charles Scott, 1968-69
22.2	Antawn Jamison, 1997-98
21.9	Larry Miller, 1966-67
21.4	Hubert Davis, 1991-92
21.3	Pete Brennan, 1957-58
21.0	Bob Lewis, 1964-65
20.9	Joseph Forte, 2000-01
20.9	Larry Miller, 1965-66
20.8	Phil Ford, 1977-78
20.7	Tyler Hansbrough, 2008-09
20.6	George Glamack, 1940-41

20.4	Doug Moe, 1960-61
20.2	Brad Daugherty, 1985-86
20.0	Rashad McCants, 2003-04
20.0	Michael Jordan, 1982-83

MOST POINTS IN A SEASON (by class)

Senior	895 by Lennie Rosenbluth, 1956-57
Junior	882 by Tyler Hansbrough, 2007-08
Sophomore	721 by Michael Jordan, 1982-83
Freshman	600 by Joseph Forte, 1999-00

HIGHEST SCORING AVERAGE IN A SEASON (by class)

Senior	28.0 by Lennie Rosenbluth, 1956-57
Junior	27.4 by Bob Lewis, 1965-66
Sophomore	25.5 by Lennie Rosenbluth, 1954-55
Freshman	18.9 by Tyler Hansbrough, 2005-06

MOST POINTS BY TWO PLAYERS (same season)

1,529	Tyler Hansbrough (882) and Wayne Ellington (647), 2007-08
1,459	Antawn Jamison (822) and Shammond Williams (637), 1997-98
1,414	Antawn Jamison (822) and Vince Carter (592), 1997-98
1,366	Lennie Rosenbluth (895) and Pete Brennan (471), 1956-57
1,314	Michael Jordan (721) and Sam Perkins (593), 1982-83

MOST POINTS BY THREE PLAYERS (same season)

2,051	Antawn Jamison (822), Shammond Williams (637) and Vince Carter (592), 1997-98
1,976	Tyler Hansbrough (882), Wayne Ellington (647) and Danny Green (447), 2007-08
1,887	Tyler Hansbrough (704), Wayne Ellington (602), Ty Lawson (581), 2008-09
1,777	Lennie Rosenbluth (895), Pete Brennan (471) and Tommy Kearns (411), 1956-57
1,768	Larry Miller (717), Charles Scott (562) and Rusty Clark (489), 1967-68

HIGHEST AVERAGE BY TWO PLAYERS (same season)

48.3	Bob Lewis (27.4) and Larry Miller (20.9), 1965-66
46.4	Billy Cunningham (25.4) and Bob Lewis (21.0), 1964-65
43.5	York Larese (23.1) and Doug Moe (20.4), 1960-61
42.7	Lennie Rosenbluth (28.0) and Pete Brennan (14.7), 1956-57
41.1	Charles Scott (27.1) and Dennis Wuycik (14.0), 1969-70

HIGHEST AVERAGE BY THREE PLAYERS (same season)

58.1	Bob Lewis (27.4), Larry Miller (20.9), Tom Gauntlett (9.8), 1965-66
55.8	Larry Miller (22.4), Charles Scott (17.6), Rusty Clark (15.8), 1967-68
55.5	Lennie Rosenbluth (28.0), Pete Brennan (14.7), Tommy Kearns (12.8), 1956-57
55.1	Billy Cunningham (25.4), Bob Lewis (21.0), Ray Respass (8.7), 1964-65
55.1	York Larese (23.1), Doug Moe (20.4), Jim Hudock (11.6), 1960-61

SIX PLAYERS IN DOUBLE FIGURES (same season)

1988-89	J.R. Reid (15.9), Kevin Madden (14.6), Steve Bucknall (13.1), Jeff Lebo (12.2), Rick Fox (11.5) and Scott Williams (11.4)
---------	---

FIVE PLAYERS IN DOUBLE FIGURES (same season)

2008-09	Tyler Hansbrough (20.7), Ty Lawson (16.6), Wayne Ellington (15.8), Danny Green (13.1) and Deon Thompson (10.6)
2004-05	Sean May (17.5), Rashad McCants (16.0), Jawad Williams (13.1), Raymond Felton (12.9) and Marvin Williams (11.3)



Billy Cunningham (left, 1,709 career points) and Bob Lewis (1,836) outside Carmichael Auditorium during the arena's construction.

1994-95	Jerry Stackhouse (19.2), Rasheed Wallace (16.6), Donald Williams (15.5), Jeff McInnis (12.4) and Dante Calabria (10.5)
1986-87	Kenny Smith (16.9), Joe Wolf (15.2), J.R. Reid (14.7), Jeff Lebo (13.5) and Dave Popson (10.0)
1971-72	Robert McAdoo (19.5), Dennis Wuycik (18.0), George Karl (11.0), Bill Chamberlain (10.9) and Bobby Jones (10.2)
1958-59	York Larese (15.1), Lee Shaffer (13.2), Doug Moe (12.6), Harvey Salz (11.9) and Dick Kepley (10.6)

CAREER

MOST POINTS SCORED (1,000 points or more)

Rank	Name	Total Points
1.	2,872	Tyler Hansbrough, 2005-2009 (<i>ACC record</i>)
2.	2,290	Phil Ford, 1974-78
3.	2,145	Sam Perkins, 1980-84
4.	2,045	Lennie Rosenbluth, 1954-57
5.	2,015	Al Wood, 1977-81
6.	2,007	Charles Scott, 1967-70
7.	1,982	Larry Miller, 1965-68
8.	1,974	Antawn Jamison, 1995-98
9.	1,912	Brad Daugherty, 1982-86
10.	1,863	Walter Davis, 1973-77
11.	1,844	Marcus Paige, 2012-16
12.	1,836	Bobby Lewis, 1964-67
13.	1,788	Michael Jordan, 1981-84
14.	1,765	Mike O'Koren, 1976-80
15.	1,747	George Lynch, 1989-93
16.	1,721	Rashad McCants, 2002-05
17.	1,716	Brice Johnson, 2012-16
18.	1,709	Billy Cunningham, 1962-65
19.	1,703	Rick Fox, 1987-91
20.	1,694	Wayne Ellington, 2006-09
21.	1,636	Kenny Smith, 1983-87
22.	1,627	Eric Montross, 1990-94
23.	1,626	Jawad Williams, 2001-05
24.	1,615	Hubert Davis, 1988-92
25.	1,611	Mitch Kupchak, 1972-76
26.	1,567	Jeff Lebo, 1985-89
27.	1,552	J.R. Reid, 1986-89
28.	1,508	Scott Williams, 1986-90
29.	1,501	Tyler Zeller, 2008-12
30.	1,492	Donald Williams, 1991-95
31.	1,469	Dennis Wuycik, 1969-72
32.	1,447	Jason Capel, 1998-2002
33.	1,445	Shammond Williams, 1994-98
34.	1,414	Deon Thompson, 2006-10
35.	1,411	Brendan Haywood, 1998-2001
36.	1,392	Kris Lang, 1998-2002
37.	1,375	Ty Lawson, 2006-09
38.	1,368	Danny Green, 2005-09
39.	1,339	Rusty Clark, 1966-69
40.	1,334	Pete Brennan, 1955-58
41.	1,322	Al Lifson, 1952-55
42.	1,296	Kevin Madden, 1985-90
43.	1,293	George Karl, 1970-73
44.	1,290	Joseph Forte, 1999-01
45.	1,287	York Larese, 1958-61

46.	1,267	Vince Carter, 1995-98
47.	1,264	Bobby Jones, 1971-74
48.	1,261	Ed Cota, 1996-2000
49.	1,260	Raymond Felton, 2002-05
50.	1,254	Ademola Okulaja, 1995-99
51.	1,232	James Michael McAdoo, 2011-14
52.	1,231	Joe Wolf, 1983-87
53.	1,228	Harrison Barnes, 2010-12
54.	1,219	James Worthy, 1979-82
55.	1,213	Sean May, 2002-05
56.	1,191	George Glamack, 1938-41
57.	1,187	Jerry Vayda, 1952-56
58.	1,165	Matt Doherty, 1980-84
59.	1,150	Pete Chilcutt, 1987-91
60.	1,128	Jeff McInnis, 1993-96
61.	1,124	John Henson, 2009-12
62.	1,113	Brian Reese, 1990-94
63.	1,098	Dante Calabria, 1992-96
64.	1,080	Jerry Stackhouse, 1993-95
65.	1,069	Bill Bunting, 1966-69
66.	1,063	John "Hook" Dillon, 1944-48
67.	1,053	Lee Shaffer, 1957-60
68.	1,024	Cartwright Carmichael, 1920-24
69.	1,019	Lee Dedmon, 1968-71
70.	1,018	Vince Grimaldi, 1950-53
71.	1,010	Bob Paxton, 1944-48
72.	1,007	Tommy LaGarde, 1973-77

MOST POINTS SCORED BY YEARS PLAYED

Four-year career: 2,872 by Tyler Hansbrough, 2005-09
Three-year career: 2,045 by Lennie Rosenbluth, 1954-57
Two-year career: 1,290 by Joseph Forte, 1999-2001

HIGHEST SCORING AVERAGE, CAREER (15.0 or higher)

26.9	Lennie Rosenbluth, 1954-57
24.8	Billy Cunningham, 1962-65
22.1	Charles Scott, 1967-70
22.1	Bobby Lewis, 1964-67
21.8	Larry Miller, 1965-68
20.2	Tyler Hansbrough, 2005-09
19.5	Robert McAdoo, 1971-72
19.0	Antawn Jamison, 1995-98
18.7	Phil Ford, 1974-78
18.6	Joseph Forte, 1999-2001
17.9	York Larese, 1958-61
17.7	Michael Jordan, 1981-84
17.6	Rashad McCants, 2002-05
16.9	Dennis Wuycik, 1969-72
16.8	George Glamack, 1938-41
16.5	Doug Moe, 1958-61
16.4	Pete Brennan, 1955-58
16.4	Harrison Barnes, 2010-12
16.2	J.R. Reid, 1986-89
16.0	Al Wood, 1977-81
15.9	Sam Perkins, 1980-84
15.8	Sean May, 2002-05
15.7	Walter Davis, 1973-77
15.7	Jerry Stackhouse, 1993-95
15.1	Mike O'Koren, 1976-80

HIGHEST SCORING AVERAGE BY YEARS PLAYED

Four-year career: 20.2 by Tyler Hansbrough, 2005-09
Three-year career: 26.9 by Lennie Rosenbluth, 1954-57
Two-year career: 18.6 by Joseph Forte, 1999-2001
One-year career: 19.5 by Robert McAdoo, 1971-72

MISCELLANEOUS

MOST GAMES SCORING IN DOUBLE FIGURES (season)

39	Tyler Hansbrough, 2007-08
37	Brice Johnson, 2015-16
36	Antawn Jamison, 1997-98
36	Eric Montross, 1992-93

MOST GAMES SCORING IN DOUBLE FIGURES (career)

133	Tyler Hansbrough, 2005-09 (<i>ACC record</i>)
118	Sam Perkins, 1980-84
112	Phil Ford, 1974-78
104	Al Wood, 1977-81
100	Mike O'Koren, 1976-80



SCORING RECORDS

MOST CONSECUTIVE GAMES IN DOUBLE FIGURES

64	Larry Miller (all 32 games in both 1966-67 and 1967-68)
55	Tyler Hansbrough
52	Charles Scott
43	Al Wood
40	Bob Lewis
40	Billy Cunningham

MOST POINTS IN A SEASON BY A FRESHMAN

600	Joseph Forte, 1999-2000
594	Rashad McCants, 2002-03
587	Tyler Hansbrough, 2005-06
580	Harrison Barnes, 2010-11
550	Sam Perkins, 1980-81

HIGHEST SCORING AVERAGE AS A FRESHMAN

18.9	Tyler Hansbrough, 2005-06
17.0	Rashad McCants, 2002-03
16.7	Joseph Forte, 1999-2000
16.4	Phil Ford, 1974-75
15.7	Harrison Barnes, 2010-11

MOST POINTS IN FIRST GAME AS A FRESHMAN

28	Rashad McCants vs. Penn State in Preseason NIT, Nov. 18, 2002
----	---

MOST DOUBLE-FIGURE GAMES TO START A FRESHMAN SEASON

20	Rashad McCants, 2002-03
----	-------------------------

DOUBLE-DOUBLES

MOST DOUBLE-DOUBLES, POINTS & REBOUNDS, CAREER

60	Billy Cunningham, 1962-65
51	Antawn Jamison, 1995-98
47	Tyler Hansbrough, 2005-09
47	Sam Perkins, 1980-84
44	Mitch Kupchak, 1972-76

MOST DOUBLE-DOUBLES, POINTS & REBOUNDS, SEASON

23	Brice Johnson, 2015-16
22	Billy Cunningham, 1963-64
21	John Henson, 2010-11
21	Antawn Jamison, 1997-98
20	Mitch Kupchak, 1974-75
20	Billy Cunningham, 1962-63
20	Doug Moe, 1960-61

MOST CONSECUTIVE DOUBLE-DOUBLES, POINTS & REBOUNDS

40	Billy Cunningham, last 20 games in 1962-63 and first 20 games in 1963-64 (<i>NCAA record</i>)
11	Doug Moe, 1960-61
11	Doug Moe, last two games in 1959-60, first nine games in 1960-61
10	Billy Cunningham, 1964-65
9	John Henson, 2010-11

MOST DOUBLE-DOUBLES, POINTS & ASSISTS, CAREER

15	Phil Ford, 1974-78
13	Ed Cota, 1996-2000
11	Raymond Felton, 2002-05
8	Kendall Marshall, 2010-12
8	Kenny Smith, 1983-87

MOST DOUBLE-DOUBLES, POINTS & ASSISTS, SEASON

9	Phil Ford, 1975-76
6	Kendall Marshall, 2011-12
5	Raymond Felton, 2004-05
4	Raymond Felton, 2002-03
4	Ed Cota, 1999-2000
4	Jeff McInnis, 1995-96
4	Kenny Smith, 1986-87
4	Phil Ford, 1976-77

MOST CONSECUTIVE DOUBLE-DOUBLES, POINTS & ASSISTS

3	Kendall Marshall, 2011-12
2	Ty Lawson, 2007-08
2	Raymond Felton (twice in 2002-03, once in 2004-05)
2	Ed Cota, 1996-97
2	Jeff McInnis, 1995-96
2	Steve Bucknall, 1988-89
2	Phil Ford (three times in 1975-76)



Brice Johnson had 39 points and 23 rebounds at Florida State on Jan. 4, 2016, and averaged a double-double as a senior.

J.D. Lyon Jr.

AVERAGED A DOUBLE-DOUBLE – SINGLE-SEASON

Brice Johnson	17.0 points & 10.4 rebounds, 2015-16
John Henson	11.7 points & 10.1 rebounds, 2010-11
Tyler Hansbrough	22.6 points & 10.2 rebounds, 2007-08
Sean May	17.5 points & 10.7 rebounds, 2004-05
Antawn Jamison	22.2 points & 10.5 rebounds, 1997-98
Mitch Kupchak	17.6 points & 11.3 rebounds, 1975-76
Mitch Kupchak	18.5 points & 10.8 rebounds, 1974-75
Bobby Jones	15.0 points & 10.5 rebounds, 1972-73
Robert McAdoo	19.5 points & 10.1 rebounds, 1971-72
Rusty Clark	15.8 points & 11.0 rebounds, 1967-68
Rusty Clark	13.9 points & 10.3 rebounds, 1966-67
Larry Miller	20.9 points & 10.3 rebounds, 1965-66
Billy Cunningham	25.4 points & 14.3 rebounds, 1964-65
Billy Cunningham	26.0 points & 15.8 rebounds, 1963-64
Billy Cunningham	22.7 points & 16.1 rebounds, 1962-63
Jim Hudock	14.9 points & 10.1 rebounds, 1961-62
Doug Moe	20.4 points & 14.0 rebounds, 1960-61
Lee Shaffer	18.2 points & 11.2 rebounds, 1959-60
Doug Moe	16.8 points & 11.3 rebounds, 1959-60
Pete Brennan	21.3 points & 11.7 rebounds, 1957-58
Pete Brennan	14.7 points & 10.4 rebounds, 1956-57
Lennie Rosenbluth	26.7 points & 11.5 rebounds, 1955-56
Lennie Rosenbluth	25.5 points & 11.7 rebounds, 1954-55

AVERAGED A DOUBLE-DOUBLE – CAREER

Sean May	15.8 points & 10.0 rebounds, 2002-05
Robert McAdoo	19.5 points & 10.1 rebounds, 1971-72
Rusty Clark	14.7 points & 10.2 rebounds, 1966-69
Billy Cunningham	24.8 points & 15.4 rebounds, 1962-65
Doug Moe	16.5 points & 10.6 rebounds, 1958-61
Pete Brennan	16.4 points & 10.5 rebounds, 1955-58
Lennie Rosenbluth	26.9 points & 10.4 rebounds, 1954-57



Phil Ford holds Carolina records for most points/assists double-doubles in a career (15) and a season (nine, in 1975-76).

Steve Clairs

FIELD GOALS MADE

MOST FIELD GOALS MADE — GAME

21	Billy Cunningham vs. Tulane, Dec. 10, 1964
20	Lennie Rosenbluth vs. Furman, Dec. 4, 1956

MOST FIELD GOALS MADE — ACC TOURNAMENT GAME

19*	Lennie Rosenbluth vs. Clemson, quarterfinal, March 7, 1957, in Raleigh (<i>ACC Record</i>)
-----	--

MOST FIELD GOALS MADE — NCAA TOURNAMENT GAME

16^	Charles Scott vs. Drake, NCAA 3rd place, March 22, 1969, in Louisville, Ky.
-----	---

MOST FIELD GOALS MADE — SMITH CENTER GAME

16	Antawn Jamison vs. Maryland, Feb. 14, 1998
----	--

MOST FIELD GOALS MADE — SEASON

316	Antawn Jamison, 1997-98
305	Lennie Rosenbluth, 1956-57
290	Charles Scott, 1968-69
289	Tyler Hansbrough, 2007-08
284	Brad Daugherty, 1985-86
282	Michael Jordan, 1982-83
281	Charles Scott, 1969-70
278	Larry Miller, 1966-67
274	Al Wood, 1980-81
270	Antawn Jamison, 1996-97

MOST FIELD GOALS MADE — CAREER

939	Tyler Hansbrough, 2005-2009
865	Phil Ford, 1974-78
825	Al Wood, 1977-81
805	Charles Scott, 1967-70
787	Antawn Jamison, 1995-98
786	Sam Perkins, 1980-84
765	Larry Miller, 1965-68
760	Brad Daugherty, 1982-86
754	Walter Davis, 1973-77
721	Lennie Rosenbluth, 1954-57

MOST CONSECUTIVE FIELD GOALS MADE

16	Brad Daugherty (first 16 att. in 1985-86 vs. UCLA and Iona) (<i>ACC record</i>)
----	---

MOST CONSECUTIVE FIELD GOALS MADE — GAME

13	Brad Daugherty vs. UCLA, Nov. 24, 1985
12	Scott Williams vs. Virginia, Jan. 13, 1990

FIELD GOALS ATTEMPTED

MOST FIELD GOALS ATTEMPTED — SEASON

631	Lennie Rosenbluth, 1956-57
611	Charles Scott, 1969-70
577	Charles Scott, 1968-69
558	Joseph Forte, 2000-01
553	Larry Miller, 1966-67
546	Antawn Jamison, 1997-98
545	Larry Miller, 1967-68
535	Tyler Hansbrough, 2007-08
527	Michael Jordan, 1982-83
526	Billy Cunningham, 1963-64

MOST FIELD GOALS ATTEMPTED — CAREER

1,752	Tyler Hansbrough, 2005-09
1,678	Charles Scott, 1967-70
1,640	Phil Ford, 1974-78
1,571	Lennie Rosenbluth, 1954-57
1,498	Larry Miller, 1965-68
1,474	Al Wood, 1977-81
1,471	Marcus Paige, 2012-16
1,420	Walter Davis, 1973-77
1,387	Billy Cunningham, 1962-65
1,369	George Lynch, 1989-93



Sally Sather

Sam Perkins made 786 field goals in his career, earning first-team All-America honors three times along the way.

FIELD GOAL PERCENTAGE

HIGHEST FIELD GOAL PERCENTAGE — GAME

(min. 10 made)

1.000	Brad Daugherty vs. UCLA, Nov. 24, 1985 (13 of 13) (<i>ACC Record</i>)
**1.000	Scott Williams vs. Virginia, Jan. 13, 1990 (12 of 12)
1.000	Jeff McInnis vs. Cincinnati, Dec. 3, 1994, in Charlotte (10 of 10) (<i>**Record for an ACC game</i>)

HIGHEST FIELD GOAL PERCENTAGE — SEASON

.697	Brendan Haywood, 1999-2000 (191 of 274) (<i>ACC record</i>)
.668	Bobby Jones, 1971-72 (127 of 190)
.654	Rasheed Wallace, 1994-95 (238 of 364)
.648	Brendan Haywood, 1998-99 (160 of 247)
.648	Brad Daugherty, 1985-86 (284 of 438)
.646	Brandan Wright, 2006-07 (228 of 353) (<i>ACC freshman record</i>)
.643	Mike O'Koren, 1977-78 (173 of 269)
.626	Sam Perkins, 1980-81 (199 of 318)
.625	Brad Daugherty, 1984-85 (238 of 381)
.624	Antawn Jamison, 1995-96 (201 of 322)

HIGHEST FIELD GOAL PERCENTAGE — CAREER

(min. 100 made and two seasons played)

Name (Years Played)	Made	Att.	Pct.
Brendan Haywood (1997-01)	541	849	.637
Rasheed Wallace (1993-95)	377	594	.635
Brad Daugherty (1982-86)	760	1,226	.620
Bobby Jones (1971-74)	522	859	.608
J.R. Reid (1986-89)	584	972	.601
Warren Martin (1981-86)	256	431	.594
Dennis Wuycik (1969-72)	519	880	.590
Mitch Kupchak (1972-76)	651	1,110	.589
Eric Montross (1990-94)	626	1,070	.585
Tommy LaGarde (1973-77)	367	630	.583
Kevin Madden (1985-90)	519	893	.581
Antawn Jamison (1995-98)	787	1,364	.577
Sam Perkins (1980-84)	786	1,364	.576
Brice Johnson (2012-16)	714	1,242	.575
Mike O'Koren (1976-80)	643	1,124	.572
Isaiah Hicks (2013-present)	246	433	.568
Dave Chadwick (1968-71)	179	315	.568
Curtis Hunter (1982-87)	201	357	.563
Al Wood (1977-81)	825	1,474	.560
John Virgil (1976-80)	233	419	.556
Kennedy Meeks (2013-present)	402	726	.554
Scott Williams (1986-90)	595	1,080	.551
Joe Wolf (1983-87)	511	928	.551
Ed Davis (2008-2010)	210	383	.548
Vince Carter (1995-98)	481	880	.547
Charlie Shaffer (1961-64)	221	406	.544
Tyler Zeller (2008-12)	547	1010	.542

(\$ACC record)



THREE-POINT FIELD GOAL RECORDS

THREE-POINT FIELD GOALS MADE

MOST THREE-POINTERS — GAME

8	Rashad McCants vs. Clemson, March 2, 2004
8	Raymond Felton at NC State, Jan. 26, 2003
8	Shammond Williams at Georgia Tech, Feb. 8, 1998
8	Jeff McInnis at Clemson, Feb. 14, 1996
8	Dante Calabria vs. Florida State, Jan. 25, 1995
8	Hubert Davis at Florida State, Feb. 27, 1992
7	Marcus Paige at NC State, Feb. 26, 2014
7~	Will Graves vs. Dayton, April 1, 2010, in New York, N.Y.
7	Wayne Ellington vs. Maryland, Feb. 3, 2009
7	Wayne Ellington vs. Miami, Jan. 17, 2009
7	Hubert Davis vs. Florida State, Dec. 15, 1991
7	Jeff Lebo at Richmond, Nov. 28, 1987

MOST THREE-POINTERS — HALF

7	Wayne Ellington vs. Miami, Jan. 17, 2009 (2 nd half)
6	Danny Green vs. UNC Asheville, Nov. 30, 2008 (2 nd half)
6	Hubert Davis at Florida State, Feb. 27, 1992 (2 nd half)

MOST THREE-POINTERS — ACC REGULAR SEASON GAME

8	Rashad McCants vs. Clemson, March 2, 2004
8	Raymond Felton at NC State, Jan. 26, 2003
8	Shammond Williams at Georgia Tech, Feb. 8, 1998
8	Jeff McInnis at Clemson, Feb. 14, 1996
8	Dante Calabria vs. Florida State, Jan. 25, 1995
8	Hubert Davis at Florida State, Feb. 27, 1992

MOST THREE-POINTERS — ACC TOURNAMENT GAME

6*	P.J. Hairston vs. Miami, final, March 17, 2013 in Greensboro
6*	Harrison Barnes vs. Clemson, semifinal, March 12, 2011 in Greensboro
6*	Jason Capel vs. Clemson, quarterfinal, March 9, 2001, in Atlanta

MOST THREE-POINTERS — NCAA TOURNAMENT GAME

6^	Shammond Williams vs. UNC Charlotte, East Regional 2 nd round, March 14, 1998, in Hartford, Conn.
----	--

MOST THREE-POINTERS — NCAA CHAMPIONSHIP GAME

5^	Donald Williams vs. Michigan, April 5, 1993, in New Orleans, La.
----	--

MOST THREE-POINTERS — SMITH CENTER GAME

8	Rashad McCants vs. Clemson, March 2, 2004
8	Dante Calabria vs. Florida State, Jan. 25, 1995

MOST CONSECUTIVE GAMES WITH A THREE-POINTER

34	Rashad McCants (last 19 games in 2003-04, first 15 in 2004-05)
34	Shammond Williams (last 27 in 1996-97, first seven in 1997-98)
34	Hubert Davis (last 21 games in 1990-91, first 13 in 1991-92)
33	P.J. Hairston (last 33 games in 2012-13)
30	Marcus Paige (last 30 games in 2014-15)
28	Kenny Smith (first 28 games in 1986-87)

MOST CONSECUTIVE THREE-POINTERS MADE

12	Raymond Felton, 2004-05 (ACC Record)
----	--------------------------------------

MOST THREE-POINTERS — SEASON

95	Shammond Williams, 1996-97
94	Marcus Paige, 2014-15
89	P.J. Hairston, 2012-13
88	Reggie Bullock, 2012-13
87	Donald Williams, 1994-95
87	Kenny Smith, 1986-87
86	Marcus Paige, 2013-14
86	Shammond Williams, 1997-98
85	Wayne Ellington, 2008-09
85	Hubert Davis 1991-92

MOST THREE-POINTERS — CAREER

299	Marcus Paige, 2012-16
233	Shammond Williams, 1994-98
229	Wayne Ellington, 2006-09
221	Rashad McCants, 2002-05
221	Donald Williams, 1991-95
211	Jeff Lebo, 1985-89
197	Hubert Davis, 1988-92
193	Dante Calabria, 1992-96
188	Reggie Bullock, 2010-13
184	Danny Green, 2005-09

THREE-POINT FIELD GOALS ATTEMPTED

MOST THREE-POINT ATTEMPTS — GAME

14	Rashad McCants at Florida State, Jan. 22, 2004
14	Shammond Williams vs. Maryland, Jan. 8, 1997
14	Rick Fox vs. NC State, Feb. 6, 1991
14	Jeff Lebo vs. Iowa, Jan. 7, 1989



Jack Morton

Marcus Paige made 299 career three-pointers, the most in Carolina history.

14	Jeff Lebo vs. Temple, Feb. 21, 1988
14	Kenny Smith vs. SMU, Dec. 30, 1986

MOST THREE-POINT ATTEMPTS — SEASON

238	Marcus Paige, 2014-15
227	Shammond Williams, 1996-97
225	P.J. Hairston, 2012-13
221	Marcus Paige, 2013-14
218	Donald Williams, 1994-95
215	Shammond Williams, 1997-98
213	Kenny Smith, 1986-87
208	Marcus Paige, 2015-16
204	Wayne Ellington, 2008-09
202	Reggie Bullock, 2012-13

MOST THREE-POINT ATTEMPTS — CAREER

798	Marcus Paige, 2012-16
578	Shammond Williams, 1994-98
577	Wayne Ellington, 2006-09
572	Donald Williams, 1991-95
533	Rashad McCants, 2002-05
498	Melvin Scott, 2001-05
493	Jeff Lebo, 1985-89
491	Danny Green, 2005-09
486	Reggie Bullock, 2010-2013
469	Dante Calabria, 1992-96

THREE-POINT FIELD GOAL PERCENTAGE

HIGHEST THREE-POINT PCT. — GAME (min. 5 made)

1.000*	Jason Capel vs. Clemson, March 9, 2001 (6 of 6), in Atlanta, Ga. (ties ACC record)
1.000	Marcus Paige at NC State, Jan. 14, 2015 (5 of 5)
1.000^	Hubert Davis vs. Eastern Michigan, March 22, 1991, in East Rutherford, N.J. (5 of 5)
1.000	Hubert Davis at Alabama, Nov. 30, 1989 (5 of 5)
.857	Dante Calabria vs. VMI, Dec. 17, 1994 (6 of 7)
.857	Michael Jordan vs. Georgia Tech, Jan. 29, 1983 (6 of 7), in Greensboro
.857	Jim Braddock vs. Rutgers, Jan. 5, 1983 (6 of 7), in Greensboro

HIGHEST THREE-POINT PCT. — SEASON (min. 50 made)

.496	Dante Calabria, 1994-95 (66 of 133)
.489	Hubert Davis, 1990-91 (64 of 131)
.472	Ty Lawson, 2008-09 (51 of 108)
.464	Jeff Lebo, 1987-88 (78 of 168)
.450	Jeff Lebo, 1986-87 (67 of 149)
.441	Wes Miller, 2005-06 (64 of 145)
.440	Raymond Felton, 2004-05 (70 of 159)
.438	Rick Fox, 1989-90 (70 of 160)
.436	Reggie Bullock, 2012-13 (88 of 202)
.431	Ademola Okulaja, 1998-99 (59 of 137)

HIGHEST THREE-POINT PCT. — CAREER (min. 100 made)

.435	Hubert Davis, 1988-92 (197 of 453)
.428	Jeff Lebo, 1985-89 (211 of 493)
.419	Reyshawn Terry, 2003-07 (103 of 246)
.415	Rashad McCants, 2002-05 (221 of 533)
.412	Dante Calabria, 1992-96 (193 of 469)
.403	Shammond Williams, 1994-98 (233 of 578)
.403	Ty Lawson, 2006-09 (112 of 278)
.397	Wayne Ellington, 2006-09 (229 of 577)
.397	Jeff McInnis, 1993-96 (138 of 347)
.388	Rick Fox, 1987-91 (153 of 394)



Robert Crawford

Tyler Hansbrough made 982 free throws in his career, more than any player in NCAA history.

FREE THROWS MADE

MOST FREE THROWS MADE — GAME

21	York Larese vs. Duke, Dec. 29, 1959, in Raleigh (<i>Ties ACC Record</i>)
20	Tyler Zeller vs. Maryland, Feb. 29, 2012
19	Lennie Rosenbluth vs. Clemson, Jan. 14, 1956

MOST FREE THROWS MADE — ACC TOURNAMENT GAME

17*	Charles Scott vs. Virginia, quarterfinal, March 5, 1970, in Charlotte (<i>ACC Record</i>)
-----	---

MOST FREE THROWS MADE — NCAA TOURNAMENT GAME

15^	Ty Lawson vs. Michigan State, April 6, 2009, in Detroit, Mich. (national championship game)
-----	---

MOST FREE THROWS MADE — SMITH CENTER

20	Tyler Zeller vs. Maryland, Feb. 29, 2012
17	Tyler Hansbrough vs. Clemson, Feb. 10, 2008
14	Tyler Hansbrough vs. Virginia Tech, Feb. 13, 2007
14	Tyler Hansbrough vs. Georgia Tech, Jan. 20, 2007
14	Tyler Hansbrough vs. Georgia Tech, Feb. 15, 2006
14	Tyler Hansbrough vs. NC State, Jan. 7, 2006

MOST CONSECUTIVE FREE THROWS MADE

41	Jeff Lebo (from Jan. 3 to March 12, 1989)
----	---

MOST FREE THROWS MADE — SEASON

304	Tyler Hansbrough, 2007-08 (<i>ACC record</i>)
285	Lennie Rosenbluth, 1956-57
249	Tyler Hansbrough, 2008-09
242	Tyler Hansbrough, 2006-07
222	Bob Lewis, 1965-66
214	Pete Brennan, 1957-58
191	Sean May, 2004-05
189	Lennie Rosenbluth, 1954-55
187	Tyler Hansbrough, 2005-06
185	Pete Brennan, 1956-57
185	Jerry Stackhouse, 1994-95

MOST FREE THROWS MADE — CAREER

982	Tyler Hansbrough, 2005-2009 (<i>NCAA record</i>)
603	Lennie Rosenbluth, 1954-57
561	Sam Perkins, 1980-84
560	Phil Ford, 1974-78
512	Bob Lewis, 1964-67
506	Pete Brennan, 1955-58
479	Mike O'Koren, 1976-80
452	Larry Miller, 1965-68
431	Dennis Wuycik, 1969-72
407	Tyler Zeller, 2008-12

FREE THROWS ATTEMPTED

MOST FREE THROWS ATTEMPTED — GAME

24	Billy Cunningham vs. Maryland, Jan. 13, 1964
24	Lennie Rosenbluth at Clemson, Jan. 14, 1956
23	Tyler Zeller vs. Maryland, Feb. 29, 2012

MOST FREE THROWS ATTEMPTED — ACC TOURNAMENT

21*	Charles Scott vs. Virginia (made 17), quarterfinal, March 5, 1970, in Charlotte
-----	---

MOST FREE THROWS ATTEMPTED — NCAA TOURNAMENT

19^	Tyler Zeller vs. Long Island, East Regional 2nd round, March 25, 2011, in Charlotte
19^	Tommy Kearns vs. Syracuse, East Regional final, March 16, 1957, in Philadelphia, Pa.

MOST FREE THROWS ATTEMPTED — SEASON

377	Tyler Hansbrough, 2007-08
376	Lennie Rosenbluth, 1956-57
315	Tyler Hansbrough, 2006-07
296	Tyler Hansbrough, 2008-09
291	Pete Brennan, 1957-58
276	Antawn Jamison, 1997-98
274	Bobby Lewis, 1965-66
262	Pete Brennan, 1956-57
260	Jerry Stackhouse, 1994-95
257	James Michael McAdoo, 2013-14

MOST FREE THROWS ATTEMPTED — CAREER

1,241	Tyler Hansbrough, 2005-2009 (<i>ACC record</i>)
815	Lennie Rosenbluth, 1954-57
715	Pete Brennan, 1955-58
705	Sam Perkins, 1980-84
693	Phil Ford, 1974-78
661	Larry Miller, 1965-68
660	Mike O'Koren, 1976-80
660	Bobby Lewis, 1964-67
635	Antawn Jamison, 1995-98
633	Billy Cunningham, 1962-65

FREE THROW PERCENTAGE

HIGHEST FT PERCENTAGE — GAME (min. 15 made)

1.000	York Larese vs. Duke, Dec. 29, 1959 (21 of 21), in Raleigh (<i>ACC record</i>)
1.000	Phil Ford at NC State, Feb. 24, 1976 (16 of 16)

HIGHEST FT PERCENTAGE — NCAA TOURNAMENT GAME (min. 10 made)

1.000^	Tyler Hansbrough vs. Radford, March 19, 2009 (12 of 12), in Greensboro, N.C.
--------	--

HIGHEST FT PERCENTAGE — SEASON (min. 75 made)

.911	Shammond Williams, 1997-98 (133 of 146)
.878	Jeff Lebo, 1987-88 (86 of 98)
.877	Marcus Paige, 2013-14 (128 of 146)
.876	Steve Hale, 1984-85 (85 of 97)
.871	Darrell Elston, 1973-74 (81 of 93)
.868	York Larese, 1959-60 (131 of 151)
.867	Joel Berry II, 2015-16 (91 of 105)
.865	Marcus Paige, 2014-15 (96 of 111)
.860	Kenny Smith, 1984-85 (98 of 114)
.858	Dennis Wuycik, 1970-71 (169 of 197)

HIGHEST FT PERCENTAGE — CAREER (min. 100 made)

Name (Years Played)	Made	Att.	Pct.
Shammond Williams (1994-98)	292	344	.849
Marvin Williams (2004-05)	138	163	.847
Danny Green (2005-2009)	202	239	.845
Marcus Paige (2012-16)	347	411	.844
Jeff Lebo (1985-89)	308	367	.839
Joel Berry II (2014-present)	119	142	.838
Jim Braddock (1979-83)	106	127	.835
Dennis Wuycik (1969-72)	431	517	.834
Darrell Elston (1971-74)	125	150	.833
Ed Stahl (1972-75)	124	149	.832
Nate Britt (2013-present)	154	186	.828
Ranzino Smith (1984-88)	136	165	.824
Jason Capel (1998-02)	377	458	.823
Kenny Smith (1983-87)	293	356	.823
Hubert Davis (1989-92)	304	371	.819
Steve Hale (1982-86)	230	283	.813
Joseph Forte (1999-01)	221	273	.810
Wayne Ellington (2006-09)	233	288	.809
Phil Ford (1974-78)	560	693	.808
P.J. Hairston (2011-13)	140	175	.800
Sam Perkins (1980-84)	561	705	.796
York Larese (1958-61)	351	441	.796
Tyler Hansbrough (2005-09)	982	1241	.791
Larry Brown (1960-63)	221	282	.784
Tony Radovich (1952-56)	216	276	.783
Ty Lawson (2006-09)	337	432	.780
George Karl (1970-73)	305	391	.780
Ray Respass (1962-65)	110	141	.780



SINGLE-GAME

MOST REBOUNDS — GAME

30	Rusty Clark vs. Maryland, Feb. 21, 1968
28	Billy Cunningham vs. Maryland, Jan. 13, 1964
27	Billy Cunningham vs. Clemson, Feb. 16, 1963
25	Billy Cunningham vs. Tulane, Dec. 10, 1964
25	Lennie Rosenbluth vs. Virginia, Jan. 11, 1955
25	Lennie Rosenbluth vs. South Carolina, Dec. 9, 1954

MOST REBOUNDS — ACC REGULAR SEASON GAME

30	Rusty Clark vs. Maryland, Feb. 21, 1968
----	---

MOST REBOUNDS — ACC TOURNAMENT GAME

21*	Lee Shaffer vs. Clemson, quarterfinal, March 5, 1959, in Raleigh
-----	--

MOST REBOUNDS — ACC CHAMPIONSHIP GAME

19*	Pete Brennan vs. South Carolina, March 9, 1957, in Raleigh
-----	--

MOST REBOUNDS — NCAA TOURNAMENT GAME

22^	Tyler Zeller vs. Ohio, March 23, 2012, in St. Louis
-----	---

MOST REBOUNDS — GAME (by a freshman)

20	Antawn Jamison at Virginia, Jan. 17, 1996
----	---

MOST REBOUNDS — GAME (by a guard)

16	Joseph Forte at Duke, Feb. 1, 2001
----	------------------------------------

MOST REBOUNDS — SMITH CENTER

24	Sean May vs. Duke, March 6, 2005
21	Sean May vs. Akron, Dec. 14, 2003
21	Sean May vs. Duke, Feb. 5, 2004
19	Sean May vs. Kentucky, Dec. 4, 2004
18	Tyler Hansbrough vs. Duke, Feb. 6, 2008

SEASON

MOST REBOUNDS — SEASON (300 or more)

416	Brice Johnson, 2015-16
399	Tyler Hansbrough, 2007-08
397	Sean May, 2004-05
389	Antawn Jamison, 1997-98
379	Billy Cunningham, 1963-64
374	John Henson, 2010-11
365	Tyler Zeller, 2011-12
365	George Lynch, 1992-93
349	Brad Daugherty, 1984-85
348	John Henson, 2011-12
348	Bobby Jones, 1972-73
344	Billy Cunningham, 1964-65
341	Rusty Clark, 1967-68
339	Billy Cunningham, 1962-63
334	Mitch Kupchak, 1974-75
332	Pete Brennan, 1956-57
330	Sam Perkins, 1982-83
330	Rusty Clark, 1966-67
329	Antawn Jamison, 1996-97
321	Doug Moe, 1960-61
316	Mitch Kupchak, 1975-76
312	Robert McAdoo, 1971-72
309	Antawn Jamison, 1995-96
306	Brad Daugherty, 1985-86
303	Pete Brennan, 1957-58
301	Tyler Hansbrough, 2006-07
301	James Worthy, 1980-81

HIGHEST REBOUNDING AVERAGE — SEASON

16.1	Billy Cunningham, 1962-63 (339 reb. in 21 games)
15.8	Billy Cunningham, 1963-64
14.3	Billy Cunningham, 1964-65
14.0	Doug Moe, 1960-61
11.7	Pete Brennan, 1957-58
11.7	Lennie Rosenbluth, 1954-55
11.6	Bud Maddie, 1952-53
11.5	Lennie Rosenbluth, 1955-56
11.3	Mitch Kupchak, 1975-76
11.3	Doug Moe, 1959-60



Billy Cunningham had 40 double-figure rebounding games in a row in 1962-63 and 1963-64.

CAREER

MOST REBOUNDS — CAREER (700 or more)

1,219	Tyler Hansbrough, 2005-09
1,167	Sam Perkins, 1980-84
1,097	George Lynch, 1989-93
1,062	Billy Cunningham, 1962-65
1,035	Brice Johnson, 2012-16
1,027	Antawn Jamison, 1995-98
1,006	Mitch Kupchak, 1972-76
1,003	Brad Daugherty, 1982-86
941	Eric Montross, 1990-94
929	Rusty Clark, 1966-69
890	Ademola Okulaja, 1995-99
885	John Henson, 2011-12
861	Scott Williams, 1986-90
854	Pete Brennan, 1955-58
839	Brendan Haywood, 1997-01
834	Larry Miller, 1965-68
817	Bobby Jones, 1971-74
815	Mike O'Koren, 1976-80
807	Jason Capel, 1998-02
790	Lennie Rosenbluth, 1954-57
788	Tyler Zeller, 2011-12
771	Sean May, 2002-05
766	Pete Chilcutt, 1987-91
743	Deon Thompson, 2006-10
731	J.R. Reid, 1986-89
729	Lee Dedmon, 1968-71

MOST REBOUNDS BY YEARS PLAYED

Four-year career: 1,219 by Tyler Hansbrough, 2005-09

Three-year career: 1,062 by Billy Cunningham, 1962-65

Two-year career: 511 by Rasheed Wallace, 1993-95

HIGHEST REBOUNDING AVERAGE — CAREER

15.4	Billy Cunningham, 1962-65 (1,062 in 69 games)
10.6	Doug Moe, 1958-61
10.5	Pete Brennan, 1955-58
10.4	Lennie Rosenbluth, 1954-57
10.2	Rusty Clark, 1966-69
10.0	Sean May, 2002-05
10.0	Bud Maddie, 1953-54
9.9	Antawn Jamison, 1995-98
9.2	Larry Miller, 1965-68
8.9	Bobby Jones, 1971-74

DOUBLE-DIGIT REBOUNDING GAMES

MOST GAMES IN DOUBLE-FIGURE REBOUNDS — SEASON

23	Brice Johnson, 2015-16
22	Billy Cunningham, 1963-64
21	Billy Cunningham, 1962-63
21	John Henson, 2010-11
21	Antawn Jamison, 1997-98

MOST GAMES IN DOUBLE-FIGURE REBOUNDS — CAREER

61	Billy Cunningham, 1962-65
----	---------------------------

CONSECUTIVE GAMES IN DOUBLE-FIGURE REBOUNDS

40	Billy Cunningham (last 20 games in 1962-63 and first 20 games in 1963-64)
----	---



Kendall Marshall averaged an ACC-record 9.75 assists per game and won the Bob Cousy Award in 2011-12.

SINGLE-GAME

MOST ASSISTS — SINGLE GAME

18	Raymond Felton vs. George Mason, Dec. 7, 2003
17	Ed Cota vs. UNLV, Dec. 4, 1999, in Charlotte
17	Jeff Lebo vs. UT Chattanooga, Nov. 18, 1988
16	Kendall Marshall at Maryland, Feb. 4, 2012
16	Kendall Marshall vs. Long Beach State, Dec. 10, 2011
16	Kendall Marshall vs. Florida State, Feb. 6, 2011
15	Kendall Marshall vs. Tennessee State, Nov. 22, 2011
15	Kendall Marshall at UNC Asheville, Nov. 13, 2011
14	eight times, most recently by Kendall Marshall vs. South Carolina, Nov. 25, 2011, in Las Vegas

MOST ASSISTS — ACC REGULAR-SEASON GAME

16	Kendall Marshall at Maryland, Feb. 4, 2012
16	Kendall Marshall vs. Florida State, Feb. 6, 2011

MOST ASSISTS — ACC TOURNAMENT GAME

13*	Larry Brown vs. South Carolina, quarterfinal, Feb. 28, 1963, in Raleigh
-----	---

MOST ASSISTS — NCAA TOURNAMENT GAME

14^	Kendall Marshall vs. Long Island, East 2nd round, March 18, 2011, in Charlotte
12^	Kenny Smith vs. Notre Dame, 1987 East Regional semifinal, March 19, 1987, in East Rutherford, N.J.

MOST ASSISTS — SMITH CENTER GAME

18	Raymond Felton vs. George Mason, Dec. 7, 2003
17	Jeff Lebo vs. UT Chattanooga, Preseason NIT 1st round, Nov. 18, 1988

MOST ASSISTS BY A FRESHMAN — GAME

16	Kendall Marshall vs. Florida State, Feb. 6, 2011
14	Raymond Felton vs. Wyoming, March 24, 2003, NIT

MOST ASSISTS IN FIRST GAME AS A FRESHMAN

10	Raymond Felton vs. Penn State, Nov. 18, 2002, Preseason NIT (ties ACC record)
----	---

MOST ASSISTS IN TWO CONSECUTIVE GAMES

29	Kendall Marshall vs. Tennessee State (15) & South Carolina (14); vs. Long Beach State (16) & Appalachian State (13), 2011
----	---

MOST ASSISTS IN THREE CONSECUTIVE GAMES

41	Ed Cota vs. Appalachian State (14), at NC State (13) and vs. Florida State (14), 1997-98
----	--

MOST ASSISTS IN FOUR CONSECUTIVE GAMES

52	Kendall Marshall vs. UNC Asheville (15), Mississippi Valley State (8), Tennessee State (15) & South Carolina (14), Nov. 2011
----	--

MOST ASSISTS IN FIVE CONSECUTIVE GAMES

60	Kendall Marshall vs. UNC Asheville (15), Mississippi Valley State (8), Tennessee State (15), South Carolina (14) and UNLV (8), Nov. 2011
----	--

SEASON

MOST ASSISTS — SINGLE SEASON

351	Kendall Marshall, 2011-12 (ACC record, 4th-best NCAA history)
284	Ed Cota, 1999-2000
274	Ed Cota, 1997-98
249	Raymond Felton, 2004-05
238	Ed Cota, 1998-99
236	Raymond Felton, 2002-03
235	Kenny Smith, 1984-85
234	Ed Cota, 1996-97
230	Kendall Marshall, 2010-11
230	Ty Lawson, 2008-09

MOST ASSISTS — BY A FRESHMAN

236	Raymond Felton, 2002-03
234	Ed Cota, 1996-97
230	Kendall Marshall, 2010-11

HIGHEST ASSIST AVERAGE — SINGLE SEASON

9.75	Kendall Marshall, 2011-12 (351 assists in 36 games) (ACC record)
8.11	Ed Cota, 1999-2000 (284 assists in 35 games)
7.44	Ed Cota, 1998-99
7.41	Ed Cota, 1997-98
7.1	Raymond Felton, 2003-04

HIGHEST ASSIST AVERAGE — BY A FRESHMAN

6.88	Ed Cota, 1996-97 (234 assists in 34 games)
6.74	Raymond Felton, 2002-03
6.22	Kendall Marshall, 2010-11

CAREER

MOST ASSISTS — CAREER (500 or more)

1,030	Ed Cota, 1996-2000 (3rd in NCAA history)
768	Kenny Smith, 1983-87
753	Phil Ford, 1974-78
698	Raymond Felton, 2002-05
637	Derrick Phelps, 1990-94
629	King Rice, 1987-91
608	Ty Lawson, 2006-09
602	Marcus Paige, 2012-16
581	Kendall Marshall, 2010-12
580	Jeff Lebo, 1985-89
525	Jimmy Black, 1978-82
503	Steve Hale, 1982-86

MOST ASSISTS BY YEARS PLAYED

Four-year career:	1,030 by Ed Cota, 1996-2000
Three-year career:	698 by Raymond Felton, 2002-05
Two-year career:	581 by Kendall Marshall, 2010-12

HIGHEST ASSIST AVERAGE — CAREER

7.96	Kendall Marshall, 2010-12 (581 assists in 73 games)
7.46	Ed Cota, 1996-2000 (1,030 assists in 138 games)
6.9	Raymond Felton, 2002-05
6.1	Kenny Smith, 1983-87
6.1	Phil Ford, 1974-78
5.8	Ty Lawson, 2006-09
5.2	Larry Brown, 1960-63
4.8	Derrick Phelps, 1990-94
4.5	King Rice, 1987-91
4.4	Marcus Paige, 2012-present
4.4	Jeff McInnis, 1993-96
4.4	Jeff Lebo, 1985-89

10 OR MORE, ASSIST/TURNOVER RATIO

MOST GAMES WITH 10 OR MORE ASSISTS — SEASON

17	Kendall Marshall, 2011-12 (ACC record)
12	Ed Cota, 1999-2000
9	Phil Ford, 1975-76

MOST GAMES WITH 10 OR MORE ASSISTS — CAREER

32	Ed Cota, 1996-00
23	Kendall Marshall, 2010-12
18	Raymond Felton, 2002-05
16	Phil Ford, 1974-78
13	Kenny Smith, 1983-87

HIGHEST ASSIST-TURNOVER RATIO — SEASON (min. 200 assists)

3.489	Ty Lawson, 2008-09 (230 assists, 66 turnovers)
3.475	Kendall Marshall, 2011-12 (351 assists, 101 turnovers)
2.72	King Rice, 1990-91 (207 assists, 76 turnovers)
2.57	Ty Lawson, 2006-07 (213 assists, 83 turnovers)
2.50	Kendall Marshall, 2010-11 (230 assists, 92 turnovers)


HIGHEST ASSIST-TURNOVER RATIO — CAREER (min. 300 assists)

3.01	Kendall Marshall, 2010-12 (581 assists, 193 turnovers) (ACC record)
2.78	Ty Lawson, 2006-09 (608 assists, 219 turnovers)
2.21	Jeff Lebo, 1985-89 (580 assists, 263 turnovers)
2.20	Marcus Paige, 2012-16 (602 assists, 274 turnovers)
2.19	King Rice, 1987-91 (629 assists, 287 turnovers)
2.19	Ed Cota, 1996-2000 (1030 assists, 470 turnovers)



Andrew Cline/The Daily Tar-Heel

The defense of Derrick Phelps was a key factor in the run to the 1993 NCAA title. Phelps tallied a UNC-record 247 steals from 1990-94.



Keith Worrell

George Lynch ranks second in Carolina history in steals.

SINGLE-GAME

MOST STEALS — SINGLE GAME

9	Derrick Phelps at Georgia Tech, Feb. 2, 1992
8 [^]	Ty Lawson vs. Michigan State, April 6, 2009, in Detroit, Mich.
8	Tyler Hansbrough vs. UNC Asheville, Dec. 28, 2005
8	Derrick Phelps vs. Central Florida, Dec. 7, 1991
8	Dudley Bradley vs. Oregon State, Nov. 30, 1977
7	Ty Lawson vs. Michigan State, Dec. 3, 2008, in Detroit, Mich.
7	Derrick Phelps vs. Maryland, Feb. 10, 1994
7	George Lynch vs. Florida State, Jan. 27, 1993
7	Derrick Phelps vs. Cornell, Jan. 4, 1993
7	Derrick Phelps vs. Houston, Dec. 13, 1992
7	Jimmy Black vs. Tulsa, Dec. 3, 1981
7*	Dudley Bradley vs. Duke, March 3, 1979, in Greensboro
7	Dudley Bradley vs. Wake Forest, Dec. 1, 1978, in Greensboro

MOST STEALS — ACC REGULAR SEASON GAME

9	Derrick Phelps at Georgia Tech, Feb. 2, 1992
---	--

MOST STEALS — ACC TOURNAMENT GAME

*7	Dudley Bradley vs. Duke, championship, March 3, 1979, in Greensboro
----	---

MOST STEALS — NCAA TOURNAMENT GAME

[^] 8	Ty Lawson vs. Michigan State, April 6, 2009, in Detroit, Mich. (national championship game)
----------------	---

MOST STEALS — SMITH CENTER GAME

8	Tyler Hansbrough vs. UNC Asheville, Dec. 28, 2005
8	Derrick Phelps vs. Central Florida, Dec. 7, 1991

MOST STEALS BY A FRESHMAN

8	Tyler Hansbrough vs. UNC Asheville, Dec. 28, 2005 (ACC freshman record)
---	---

SEASON

MOST STEALS — SINGLE SEASON

97	Dudley Bradley, 1978-79
89	George Lynch, 1992-93
82	Derrick Phelps, 1992-93
78	Derrick Phelps, 1991-92
78	Michael Jordan, 1982-83
78	Walter Davis, 1976-77
75	Ty Lawson, 2008-09
72	Raymond Felton, 2004-05
71	Walter Davis, 1975-76
70	Rick Fox, 1990-91

CAREER

MOST STEALS — CAREER

247	Derrick Phelps, 1990-94
241	George Lynch, 1989-93
203	Marcus Paige, 2012-16
197	Rick Fox, 1987-91
195	Kenny Smith, 1983-87
192	Ed Cota, 1997-00
191	Raymond Felton, 2002-05
190	Dudley Bradley, 1975-79
184	Ty Lawson, 2006-09
183	Mike O'Koren, 1976-80

MOST STEALS BY YEARS PLAYED

Four-year career:	247 by Derrick Phelps, 1990-94
Three-year career:	191 by Raymond Felton, 2002-05

SINGLE-GAME

MOST BLOCKED SHOTS — SINGLE GAME

10	Brendan Haywood vs. Miami (Fla.), Dec. 4, 2000
9	John Henson vs. Michigan State, Nov. 11, 2011, in San Diego, Calif. (on USS Carl Vinson)
9	Warren Martin vs. Stanford, Dec. 20, 1985

MOST BLOCKED SHOTS — ACC REGULAR-SEASON GAME

8	Warren Martin vs. NC State, Jan. 16, 1985
---	---

MOST BLOCKED SHOTS — ACC TOURNAMENT GAME

6*	Eric Montross vs. Florida State, quarterfinal, March 11, 1994, in Charlotte
----	---

MOST BLOCKED SHOTS — NCAA TOURNAMENT GAME

8^	Brice Johnson vs. Florida Gulf Coast, East first round, March 17, 2016, in Raleigh
----	--

MOST BLOCKED SHOTS — SMITH CENTER GAME

10	Brendan Haywood vs. Miami (Fla.), Dec. 4, 2000
----	--

SEASON

MOST BLOCKED SHOTS — SINGLE SEASON

120	Brendan Haywood, 2000-01
118	John Henson, 2010-11
101	John Henson, 2011-12
93	Rasheed Wallace, 1994-95
91	Brendan Haywood, 1999-2000
81	Warren Martin, 1985-86
81	Warren Martin, 1984-85
67	Sam Perkins, 1980-81
65	Ed Davis, 2008-09
65	Brandan Wright, 2006-07
65	Sam Perkins, 1982-83

MOST BLOCKED SHOTS PER GAME — SEASON

3.64	Brendan Haywood, 2000-01 (120 blocks in 33 games)
3.19	John Henson, 2010-11 (118 blocks in 37 games)
2.89	John Henson, 2011-12 (101 blocks in 35 games)
2.79	Warren Martin, 1985-86 (81 blocks in 29 games)
2.78	Ed Davis, 2009-10 (64 blocks in 23 games)

CAREER

MOST BLOCKED SHOTS — CAREER

304	Brendan Haywood, 1997-2001
279	John Henson, 2009-12
245	Sam Perkins, 1980-84
190	Warren Martin, 1981-86
174	Kevin Salvadori, 1990-94
169	Eric Montross, 1990-94
163	Brice Johnson, 2012-16
161	Scott Williams, 1986-90
156	Rasheed Wallace, 1993-95
155	Danny Green, 2005-09

MOST BLOCKED SHOTS BY YEARS PLAYED

Four-year career:	304 by Brendan Haywood, 1997-2001
Three-year career:	279 by John Henson, 2009-12
Two-year career:	156 by Rasheed Wallace, 1993-95

MOST BLOCKED SHOTS PER GAME — CAREER

2.56	John Henson, 2009-12 (279 blocks in 109 games)
2.26	Rasheed Wallace, 1993-95 (156 blocks in 69 games)
2.13	Brendan Haywood, 1997-2001 (304 blocks in 141 games)
2.11	Ed Davis, 2009-11 (129 blocks in 61 games)
1.81	Sam Perkins, 1980-84 (245 blocks in 135 games)

Robert Crawford



John Henson's 2.56 blocks per game in his career helped him to second place in UNC history in total blocks with 279.

Tom Copeland/Greensboro News & Record



Brendan Haywood owns Carolina's career, season and single-game blocked shot records.



Jeffrey Camarati

The 2009 senior class won 124 games, the most in Carolina history.



J.D., Lyon, Jr.

Brice Johnson and Marcus Paige each played in 58 ACC wins, tied for the most in UNC history.

MOST GAMES PLAYED — SINGLE SEASON

- 40 Joel Berry II, Isaiah Hicks, Justin Jackson, Brice Johnson, Theo Pinson in 2015-16
- 39 Tyler Hansbrough, Wayne Ellington, Danny Green, Deon Thompson, Marcus Ginyard in 2007-08
- 38 Ed Davis, Larry Drew II, Wayne Ellington, Bobby Frasor, Danny Green and Deon Thompson in 2008-09
- 38 Wayne Ellington, Tyler Hansbrough, Ty Lawson, Wes Miller, Alex Stepeson, Reyshawn Terry and Deon Thompson in 2006-07
- 38 Vince Carter, Brendan Haywood, Makhtar Ndiaye, Ademola Okulaja, Shammond Williams in 1997-98
- 38 George Lynch, Eric Montross, Henrik Rodl, Kevin Salvadori, Pat Sullivan in 1992-93
- 38 Harrison Barnes, Reggie Bullock, James Michael McAdoo, Justin Watts, Tyler Zeller in 2011-12

MOST GAMES PLAYED — CAREER

- 152 Deon Thompson, 2006-10 (*ACC record*)
- 148 Brice Johnson, 2012-16
- 145 Danny Green, 2005-09
- 143 Marcus Ginyard, 2005-10
- 142 Tyler Hansbrough, 2005-09
- 141 Brendan Haywood, 1997-2001
- 141 Marcus Paige, 2012-16
- 140 Pete Chilcutt, 1987-91
- 140 Rick Fox, 1987-91
- 140 King Rice, 1987-91
- 140 George Lynch, 1989-93
- 140 Henrik Rodl, 1989-93

MOST CAROLINA WINS PLAYED — SINGLE SEASON

- 36 Tyler Hansbrough, Wayne Ellington, Danny Green, Deon Thompson, Marcus Ginyard in 2007-08
- 34 George Lynch, Eric Montross, Henrik Rodl, Kevin Salvadori and Pat Sullivan in 1992-93
- 34 Vince Carter, Brendan Haywood, Makhtar Ndiaye, Ademola Okulaja and Shammond Williams in 1997-98
- 34 Ed Davis, Larry Drew II, Wayne Ellington, Bobby Frasor, Danny Green and Deon Thompson in 2008-09

MOST CAROLINA WINS PLAYED — CAREER

- 123 Danny Green, 2005-09 (23 in 2005-06, 30 in 2006-07, 36 in 2007-08, 34 in 2008-09)
- 121 Deon Thompson, 2006-10 (30 in 2006-07, 36 in 2007-08, 34 in 2008-09, 20 in 2009-10)
- 120 Tyler Hansbrough, 2005-09 (23 in 2005-06, 31 in 2006-07, 36 in 2007-08, 30 in 2008-09)
- 115 Sam Perkins, 1980-84 (29 in 1980-81, 31 in 1981-82, 27 in 1982-83, 28 in 1983-84)

**MOST ACC WINS PLAYED — CAREER
(includes ACC Tournament games)**

- 58 Danny Green, 2005-09
- 58 Tyler Hansbrough, 2005-09
- 58 Brice Johnson, 2012-16
- 58 Marcus Paige, 2012-16
- 57 Quentin Thomas, 2004-08
- 56 Sam Perkins, 1980-84
- 54 Eric Montross, 1990-94

TRIPLE-DOUBLE

(10 or More Points, Rebounds and Blocked Shots in Same Game)

Brendan Haywood vs. Miami, Dec. 4, 2000 (18 points, 14 rebounds, 10 blocks)

TRIPLE-DOUBLE

(10 or More Points, Rebounds and Assists in Same Game)

Jason Capel vs. Buffalo, Dec. 17, 2000 (16 points, 11 rebounds, 10 assists)

(*Note: The *Charlotte Observer* reported that Billy Cunningham had 33 points, 16 rebounds and 11 assists vs. Virginia on Jan. 16, 1965. However, assists were not an official statistic at that point.)

**ONLY PLAYER IN NCAA HISTORY WITH
1,000 POINTS, 1,000 ASSISTS AND 500 REBOUNDS**

Ed Cota (1,261 points, 1,030 assists and 517 rebounds)

MOST WINS BY A CLASS (Four-year span)

- 124 2008-09
- 123 2007-08
- 121 2006-10
- 117 1983-84
- 116 1988-89

MOST PERSONAL FOULS

- 443 Scott Williams (1986-90) (*ACC record*)

MOST GAMES PLAYED WITHOUT FOULING OUT

- 138 Ed Cota (1996-2000) (*NCAA record*)



TOP 25 TAR HEEL SCORING GAMES

Pts.	Player	Opponent	Date and Site
49	Bob Lewis	Florida State	Dec. 16, 1965, in Chapel Hill
48	Billy Cunningham	Tulane	Dec. 10, 1964, in Chapel Hill
47	Lennie Rosenbluth	Furman	Dec. 4, 1956, in Chapel Hill
45*	Lennie Rosenbluth	Clemson	Mar. 7, 1957, at Raleigh, N.C.
45	Lennie Rosenbluth	William & Mary	Feb. 7, 1956, in Chapel Hill
45	Lennie Rosenbluth	Clemson	Jan. 14, 1956, at Clemson, S.C.
45	George Glamack	Clemson	Feb. 10, 1941, in Chapel Hill
43	Charles Scott	Wake Forest	Jan. 17, 1970, in Chapel Hill
43	Bob Lewis	Richmond	Dec. 8, 1965, in Chapel Hill
42	Shammond Williams	Georgia Tech	Feb. 8, 1998, at Atlanta, Ga.
41	Kenny Smith	Clemson	Jan. 28, 1987, at Clemson, S.C.
41*	Charles Scott	Virginia	Mar. 5, 1970, at Charlotte, N.C.
40*	Harrison Barnes	Clemson	Mar. 12, 2011, in Greensboro, N.C.
40	Tyler Hansbrough	Georgia Tech	Feb. 15, 2006, in Chapel Hill
40*	Charles Scott	Duke	Mar. 8, 1969, at Charlotte, N.C.
40	Billy Cunningham	Maryland	Jan. 13, 1964, in Chapel Hill
40	Lennie Rosenbluth	Duke	Mar. 1, 1957, at Durham, N.C.
39	Brice Johnson	Florida State	Jan. 4, 2016, at Tallahassee, Fla.
39	Tyler Hansbrough	Clemson	Feb. 10, 2008, in Chapel Hill
39	Michael Jordan	Georgia Tech	Jan. 29, 1983, at Greensboro, N.C.
39^	Al Wood	Virginia	Mar. 28, 1981, at Philadelphia, Pa.
39	Dennis Wuycik	Creighton	Dec. 12, 1970, at Charlotte, N.C.
39^	Lennie Rosenbluth	Canisius	Mar. 15, 1957, at Philadelphia, Pa.
39	Lennie Rosenbluth	William & Mary	Dec. 11, 1954, at Williamsburg, Va.
38	Joseph Forte	Tulsa	Nov. 11, 2000, in Chapel Hill
38	Larry Miller	Virginia	Jan. 28, 1967, in Chapel Hill
38	Billy Cunningham	Virginia	Feb. 23, 1965, in Chapel Hill
38*	Lennie Rosenbluth	South Carolina	Mar. 9, 1957, at Raleigh, N.C.

TOP 25 TAR HEEL REBOUNTING GAMES

Reb.	Player	Opponent	Date and Site
30	Rusty Clark	Maryland	Feb. 21, 1968, in Chapel Hill
28	Billy Cunningham	Maryland	Jan. 13, 1964, in Chapel Hill
27	Billy Cunningham	Clemson	Feb. 16, 1963, at Charlotte, N.C.
25	Billy Cunningham	Tulane	Dec. 10, 1964, in Chapel Hill
25	Billy Cunningham	South Carolina	Feb. 15, 1964, at Charlotte, N.C.
25	Billy Cunningham	Virginia Tech	Jan. 18, 1964, in Chapel Hill
25	Lennie Rosenbluth	Virginia	Jan. 11, 1955, in Chapel Hill
25	Lennie Rosenbluth	South Carolina	Dec. 9, 1954, in Chapel Hill
24	Sean May	Duke	Mar. 6, 2005, in Chapel Hill
24	Billy Cunningham	Georgia	Dec. 3, 1964, at Athens, Ga.
23	Brice Johnson	Florida State	Jan. 4, 2016, at Tallahassee, Fla.
23	Billy Cunningham	Virginia	Feb. 20, 1963, in Chapel Hill
23	Paul Likins	Clemson	Dec. 4, 1955, in Chapel Hill
23	Lennie Rosenbluth	Clemson	Dec. 4, 1955, in Chapel Hill
22^	Tyler Zeller	Ohio	Mar. 23, 2012, in St. Louis, Mo.
22	Billy Cunningham	Maryland	Feb. 18, 1964, at College Park, Md.
22	Pete Brennan	Wake Forest	Jan. 4, 1958, in Chapel Hill
22	Lennie Rosenbluth	William & Mary	Feb. 7, 1956, in Chapel Hill
21	Sean May	Duke	Feb. 5, 2004, in Chapel Hill
21	Sean May	Akron	Dec. 14, 2003, in Chapel Hill
21	Mitch Kupchak	Tulane	Feb. 14, 1976, at New Orleans, La.
21	Bobby Jones	Duke	Jan. 20, 1973, in Chapel Hill
21	Billy Cunningham	South Carolina	Feb. 19, 1965, at Charlotte, N.C.
21	Billy Cunningham	South Carolina	Feb. 15, 1963, at Charlotte, N.C.
21	Doug Moe	Virginia	Jan. 14, 1961, at Charlottesville, Va.
21*	Lee Shaffer	Clemson	Mar. 5, 1959, at Raleigh, N.C.
21	Lennie Rosenbluth	Virginia	Jan. 10, 1956, in Chapel Hill



Bob Lewis scored a school-record 49 points vs. Florida State in 1965.




Sean May had a career-high 24 rebounds in the win over Duke in 2005 in Chapel Hill.

Key to symbols: *ACC Tournament game ~NIT game
^NCAA Tournament game

TOP 25 TAR HEEL ASSIST GAMES

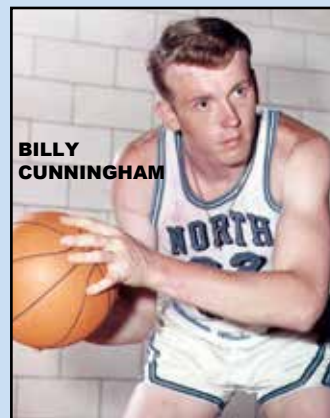
As.	Player	Opponent	Date and Site
18	Raymond Felton	George Mason	Dec. 7, 2003, in Chapel Hill
17	Ed Cota	UNLV	Dec. 4, 1999, at Charlotte, N.C.
17	Jeff Lebo	Chattanooga	Nov. 18, 1988, in Chapel Hill
16	Kendall Marshall	Maryland	Feb. 4, 2012, in College Park, Md.
16	Kendall Marshall	Long Beach State	Dec. 10, 2011, in Chapel Hill
16	Kendall Marshall	Florida State	Feb. 6, 2011, in Chapel Hill
16	Kendall Marshall	Tennessee State	Nov. 22, 2011, in Chapel Hill
15	Kendall Marshall	UNC Asheville	Nov. 13, 2011, in Asheville, N.C.
14	Kendall Marshall	South Carolina	Nov. 25, 2011, in Las Vegas, Nev.
14^	Kendall Marshall	Washington	Mar. 20, 2011, in Charlotte, N.C.
14~	Raymond Felton	Wyoming	Mar. 24, 2003, in Chapel Hill
14	Ed Cota	Florida State	Jan. 24, 1998, in Chapel Hill
14	Ed Cota	Appalachian State	Jan. 17, 1998, in Chapel Hill
14	Phil Ford	NC State	Feb. 23, 1977, in Chapel Hill
14	Phil Ford	Brigham Young	Dec. 20, 1976, in Chapel Hill
14	Phil Ford	Howard	Nov. 29, 1975, in Chapel Hill
13	Kendall Marshall	NC State	Feb. 22, 2012, in Raleigh, N.C.
13	Kendall Marshall	Clemson	Feb. 18, 2012, in Chapel Hill
13	Kendall Marshall	Appalachian State	Dec. 17, 2011, in Chapel Hill
13	Ed Cota	Duke	Mar. 4, 2000, at Durham, N.C.
13	Ed Cota	Wake Forest	Feb. 12, 2000, in Chapel Hill
13	Ed Cota	Hampton	Nov. 23, 1998, at Hampton, Va.
13	Ed Cota	Georgia Tech	Feb. 8, 1998, at Atlanta, Ga.
13	Ed Cota	NC State	Jan. 21, 1998, at Raleigh, N.C.
13	Shammond Williams	Richmond	Nov. 19, 1997, at Richmond, Va.
13	Jeff McClinnis	Florida State	Jan. 25, 1995, in Chapel Hill
13	King Rice	Kentucky	Dec. 27, 1989, at Louisville, Ky.
13	Kenny Smith	Miami (Fla.)	Dec. 6, 1986, in Chapel Hill
13	Jeff Lebo	Manhattan	Dec. 27, 1985, at Miami, Fla.
13	Kenny Smith	UCLA	Nov. 24, 1985, in Chapel Hill
13	Steve Hale	Clemson	Feb. 23, 1985, in Chapel Hill
13	Kenny Smith	The Citadel	Feb. 1, 1985, at Charlotte, N.C.
13	Kenny Smith	SMU	Jan. 13, 1985, at Greensboro, N.C.
13	Kenny Smith	Oral Roberts	Dec. 8, 1984, in Chapel Hill
13	Steve Hale	Duke	Mar. 3, 1984, in Chapel Hill
13*	Larry Brown	South Carolina	Feb. 28, 1963, at Raleigh, N.C.




MITCH KUPCHAK



KENDALL MARSHALL



BILLY CUNNINGHAM



KENNY SMITH

YEARLY LEADERS

**FIELD GOAL PERCENTAGE
(MIN. 85 FIELD GOALS MADE)**

Year	Player	FGM	FGA	Pct.
1951-52	Al Lifson	163	401	.406
1952-53	Jerry Vayda	111	266	.417
1953-54	Jerry Vayda	123	298	.413
1954-55	Tony Radovich	85	194	.438
1955-56	Lennie Rosenbluth	227	496	.456
1956-57	Lennie Rosenbluth	305	631	.483
1957-58	Pete Brennan	170	388	.438
1958-59	Lee Shaffer	128	273	.468
1959-60	Lee Shaffer	169	388	.436
1960-61	Jim Hudock	94	188	.500
1961-62	Donnie Walsh*	85	152	.559
1962-63	Billy Cunningham	186	380	.487
1963-64	Charlie Shaffer	117	221	.525
1964-65	Billy Cunningham	237	481	.491
1965-66	Larry Miller	219	400	.548
1966z-67	Rusty Clark*	181	328	.552
1967-68	Charles Szcott	234	470	.498
1968-69	Bill Bunting*	217	363	.598
1969-70	Dennis Wuycik	148	270	.548
1970-71	Dennis Wuycik*	182	300	.607
1971-72	Bobby Jones*	127	190	.668
1972-73	Mitch Kupchak	99	164	.604
1973-74	Bobby Jones*	189	326	.580
1974-75	Mitch Kupchak	239	397	.602
1975-76	Tommy LaGarde*	156	255	.612
1976-77	Tommy LaGarde	108	182	.593
1977-78	Mike O'Koren*	173	269	.643
1978-79	Al Wood*	210	367	.572
1979-80	Al Wood	216	378	.571
1980-81	Sam Perkins	199	318	.626
1981-82	Sam Perkins	174	301	.578
1982-83	Brad Daugherty	110	197	.558
1983-84	Brad Daugherty	128	210	.610
1984-85	Brad Daugherty	238	381	.625
1985-86	Brad Daugherty*#	284	438	.648
1986-87	J.R. Reid	198	339	.584
1987-88	J.R. Reid	222	366	.607
1988-89	J.R. Reid	164	267	.614
1989-90	Kevin Madden	120	211	.569
1990-91	Pete Chilcutt	175	325	.538
1991-92	Eric Montross	140	244	.574
1992-93	Eric Montross	222	361	.615
1993-94	Rasheed Wallace	139	230	.604
1994-95	Rasheed Wallace*	238	364	.654
1995-96	Antawn Jamison*	201	322	.624
1996-97	Antawn Jamison	270	496	.544
1997-98	Vince Carter*	224	379	.591
1998-99	Brendan Haywood	160	247	.648
1999-00	Brendan Haywood*#	191	274	.697
2000-01	Brendan Haywood	155	262	.592
2001-02	Jawad Williams	104	202	.515
2002-03	Rashad McCants	215	438	.491
2003-04	Rashad McCants	216	451	.479
2004-05	Sean May	228	402	.567
2005-06	Tyler Hansbrough	199	349	.570
2006-07	Brandon Wright*	228	353	.646
2007-08	Tyler Hansbrough	289	535	.540
2008-09	Ty Lawson	182	342	.532
2009-10	Ed Davis	111	192	.578
2010-11	Tyler Zeller*	210	384	.547
2011-12	Tyler Zeller	220	398	.553
2012-13	Brice Johnson	90	176	.511
2013-14	Brice Johnson	150	265	.566
2014-15	Brice Johnson	207	366	.566
2015-16	Brice Johnson*	267	435	.614
	Isaiah Hicks	132	215	.614

**FREE THROW PERCENTAGE
(MIN. 50 FREE THROWS MADE)**

Year	Player	FTM	FTA	Pct.
1951-52	Al Lifson	99	140	.707
1952-53	Al Lifson	100	142	.704
1953-54	Al Lifson	74	97	.763
1954-55	Tony Radovich	60	80	.750
1955-56	Tony Radovich	63	76	.829
1956-57	Lennie Rosenbluth	285	376	.758
1957-58	Harvey Salz	64	84	.761
1958-59	Lee Shaffer	74	96	.770
1959-60	York Larese*	131	151	.868
1960-61	York Larese	124	158	.785
1961-62	Larry Brown	101	127	.795
1962-63	Larry Brown	95	122	.779
1963-64	Ray Respass	52	66	.788

1964-65	Bob Lewis	123	175	.703
1965-66	Bob Lewis	222	274	.810
1966-67	Bob Lewis	167	211	.791
1967-68	Dick Grubar	64	90	.711
1968-69	Bill Bunting	143	173	.827
1969-70	Charles Scott	169	215	.786
1970-71	Dennis Wuycik	169	197	.858
1971-72	Kim Huband	53	57	.930
1972-73	Ed Stahl	73	88	.830
1973-74	Darrell Elston	81	93	.871
1974-75	Phil Ford	126	161	.783
1975-76	Tommy LaGarde	106	131	.809
1976-77	Phil Ford*	157	184	.853
1977-78	Phil Ford	149	184	.810
1978-79	Mike O'Koren	144	188	.766
1979-80	Al Wood	118	154	.766
1980-81	Jimmy Black	93	118	.788
1981-82	Matt Doherty	71	92	.772
1982-83	Jim Braddock	67	81	.827
1983-84	Sam Perkins*	155	181	.856
1984-85	Steve Hale*	85	97	.876
1985-86	Steve Hale	85	103	.825
1986-87	Jeff Lebo*	79	93	.849
1987-88	Ranzino Smith	52	58	.897
1988-89	Jeff Lebo	89	103	.864
1989-90	Hubert Davis	59	74	.797
1990-91	Hubert Davis	81	97	.835
1991-92	Hubert Davis*	140	169	.828
1992-93	Donald Williams*	97	117	.829
1993-94	Donald Williams	77	100	.770
1994-95	Jerry Stackhouse	185	260	.712
1995-96	Jeff McInnis	88	110	.800
1996-97	Shammond Williams	88	108	.815
1997-98	Shammond Williams*	133	146	.911
1998-99	Jason Capel	76	89	.854
1999-00	Jason Capel	116	140	.829
2000-01	Joseph Forte	133	156	.853
2001-02	Jason Capel	112	136	.824
2002-03	Jawad Williams	97	129	.752
2003-04	Raymond Felton	85	105	.810
2004-05	Marvin Williams	138	163	.847
2005-06	Reyshawn Terry	108	135	.800
2006-07	Wayne Ellington	51	61	.836
2007-08	Danny Green	69	79	.873
2008-09	Danny Green	52	61	.852
2009-10	Will Graves	50	62	.806
2010-11	Tyler Zeller	161	211	.763
2011-12	P.J. Hairston	52	62	.839
2012-13	Marcus Paige	51	61	.836
2013-14	Marcus Paige	128	146	.877
2014-15	Nate Britt	60	68	.882
2015-16	Joel Berry II	91	105	.867

**THREE-POINT FIELD GOAL PERCENTAGE
(MIN. 25 FIELD GOALS MADE)**

Year	Player	Made	Att	Pct.
1982-83	Jim Braddock	43	93	.462
1986-87	Jeff Lebo	67	149	.450
1987-88	Jeff Lebo	78	168	.464
1988-89	Steve Bucknall	62	148	.419
1989-90	Rick Fox	70	160	.438
1990-91	Hubert Davis*	64	131	.489
1991-92	Hubert Davis	85	198	.429
1992-93	Donald Williams	83	199	.417
1993-94	Jeff McInnis	27	65	.415
1994-95	Dante Calabria*	66	133	.496
1995-96	Shammond Williams	46	116	.397
1996-97	Shammond Williams	95	227	.419
1997-98	Vince Carter	44	107	.411
1998-99	Ademola Okulaja	59	137	.431
1999-00	Jason Capel	46	121	.380
2000-01	Jason Capel	56	134	.418
2001-02	Adam Boone	34	79	.430
2002-03	Rashad McCants	72	174	.414
2003-04	Rashad McCants	78	191	.408
2004-05	Raymond Felton*	70	159	.440
2005-06	Wes Miller	64	145	.441
2006-07	Reyshawn Terry	45	103	.437
2007-08	Wayne Ellington	78	195	.400
2008-09	Ty Lawson	51	108	.472
2009-10	Will Graves	73	197	.371
2010-11	Leslie McDonald	51	134	.381
2011-12	Reggie Bullock	71	186	.382
2012-13	Reggie Bullock	88	202	.436
2013-14	Marcus Paige	86	221	.389
2014-15	Marcus Paige	94	238	.395

2015-16	Joel Berry II	68	178	.382
---------	---------------	----	-----	------

SCORING AVERAGE


Year	Player	PPG
1910-11	Marvin Ritch	9.5
1911-12	Junius Smith	12.0
1912-13	Meb Long	10.1
1913-14	Meb Long	12.7
1914-15	Meb Long	11.1
1915-16	Meb Long	14.7
1916-17	Mac McDuffie	11.1
1917-18	Peter Lynch	13.1
1918-19	Peter Lynch	11.8
1919-20	Billy Carmichael	10.8
1920-21	Cartwright Carmichael	15.1
1921-22	Cartwright Carmichael	12.6
1922-23	Cartwright Carmichael	14.9
1923-24	Jack Cobb	13.6
1924-25	Jack Cobb	9.5
1925-26	Jack Cobb	11.9
1926-27	Bill Vanstory	8.1
1927-28	Rufus Hackney	7.8
1928-29	Henry Satterfield	7.3
1929-30	Dave Neiman	6.7
1930-31	Sandy Dameron	7.3
1931-32	Wilmer Hines	8.9
1932-33	Wilmer Hines	10.1
1933-34	Virgil Weathers	7.8
1934-35	Mel Nelson	9.6
1935-36	Andy Bershak	6.8
1936-37	Pete Mullis	8.3
1937-38	Andy Bershak	7.5
1938-39	George Glamack	9.1
1939-40	George Glamack	17.6
1940-41	George Glamack	20.6
1941-42	Bob Rose	11.5
1942-43	Fritz Nagy	10.4
1943-44	Bernie Mock	9.1
1944-45	Jim Jordan	11.2
1945-46	John "Hook" Dillon	13.9
1946-47	Jim Hamilton	11.4
1947-48	Bob Paxton	12.2
1948-49	Coy Carson	15.3
1949-50	Nemo Nearman	13.2
1950-51	Jack Wallace	13.9
1951-52	Al Lifson	15.8
1952-53	Al Lifson	14.7
1953-54	Jerry Vayda	17.0
1954-55	Lennie Rosenbluth	25.5
1955-56	Lennie Rosenbluth*	26.7
1956-57	Lennie Rosenbluth	28.0
1957-58	Pete Brennan*	21.3
1958-59	York Larese	15.1
1959-60	Lee Shaffer*	18.2
1960-61	York Larese	23.1
1961-62	Larry Brown	16.5
1962-63	Billy Cunningham	22.7
1963-64	Billy Cunningham*	26.0
1964-65	Billy Cunningham*	25.4
1965-66	Bob Lewis*	27.4
1966-67	Larry Miller	21.9
1967-68	Larry Miller	22.4
1968-69	Charles Scott	22.3
1969-70	Charles Scott*	27.1
1970-71	Dennis Wuycik	18.4
1971-72	Robert McAdoo	19.5
1972-73	George Karl	17.0
1973-74	Bobby Jones	16.1
1974-75	Mitch Kupchak	18.5
1975-76	Phil Ford	18.6
1976-77	Phil Ford	18.7
1977-78	Phil Ford	20.8
1978-79	Al Wood	17.8
1979-80	Al Wood	19.0
1980-81	Al Wood	18.1
1981-82	James Worthy	15.6
1982-83	Michael Jordan	20.0
1983-84	Michael Jordan*	19.6
1984-85	Brad Daugherty	17.3
1985-86	Brad Daugherty	20.2
1986-87	Kenny Smith	16.9
1987-88	J.R. Reid	18.0
1988-89	J.R. Reid	15.9
1989-90	Rick Fox	16.2
1990-91	Rick Fox	16.9
1991-92	Hubert Davis	21.4

RECORD BOOK
YEARLY LEADERS

1992-93	Eric Montross	15.8
1993-94	Donald Williams	14.3
1994-95	Jerry Stackhouse	19.2
1995-96	Jeff McInnis	16.5
1996-97	Antawn Jamison	19.1
1997-98	Antawn Jamison*	22.2
1998-99	Ademola Okulaja	13.9
1999-00	Joseph Forte	16.7
2000-01	Joseph Forte	20.9
2001-02	Jason Capel	15.6
2002-03	Rashad McCants	17.0
2003-04	Rashad McCants*	20.0
2004-05	Sean May	17.5
2005-06	Tyler Hansbrough	18.9
2006-07	Tyler Hansbrough	18.4
2007-08	Tyler Hansbrough*	22.6
2008-09	Tyler Hansbrough	20.7
2009-10	Deon Thompson	13.7
2010-11	Tyler Zeller	15.7
	Harrison Barnes	15.7
2011-12	Harrison Barnes	17.1
2012-13	P.J. Hairston	14.6
2013-14	Marcus Paige	17.5
2014-15	Marcus Paige	14.1
2015-16	Brice Johnson	17.0

REBOUNDING AVERAGE

Year	Player	RPG
1951-52	Howard Deasy	10.7
1952-53	Bud Maddie	11.6
1953-54	Paul Likins	10.9
1954-55	Lennie Rosenbluth	11.7
1955-56	Lennie Rosenbluth	11.5
1956-57	Pete Brennan	10.4
1957-58	Pete Brennan*	11.7
1958-59	Dick Kepley	7.3
1959-60	Doug Moe	11.3
1960-61	Doug Moe	14.0
1961-62	Jim Hudock	10.1
1962-63	Billy Cunningham*	16.1
1963-64	Billy Cunningham*	15.8
1964-65	Billy Cunningham*	14.3
1965-66	Larry Miller	10.3
1966-67	Rusty Clark	10.3
1967-68	Rusty Clark	11.0
1968-69	Rusty Clark	9.2
1969-70	Lee Dedmon	9.4
1970-71	Lee Dedmon	8.5
1971-72	Robert McAdoo	10.1
1972-73	Bobby Jones	10.5
1973-74	Bobby Jones	9.8
1974-75	Mitch Kupchak	10.8
1975-76	Mitch Kupchak*	11.3
1976-77	Tommy LaGarde	7.4
1977-78	Mike O'Koren	6.7
1978-79	Mike O'Koren	7.2
1979-80	Mike O'Koren	7.4
1980-81	James Worthy	8.4
1981-82	Sam Perkins	7.8
1982-83	Sam Perkins	9.4
1983-84	Sam Perkins	9.6
1984-85	Brad Daugherty*	9.7
1985-86	Brad Daugherty	9.0
1986-87	J.R. Reid	7.4
1987-88	J.R. Reid	8.9
1988-89	Scott Williams	7.3
1989-90	Scott Williams	7.3
1990-91	George Lynch	7.4
1991-92	George Lynch	8.8
1992-93	George Lynch	9.6
1993-94	Eric Montross	8.1
1994-95	Jerry Stackhouse	8.2
1995-96	Antawn Jamison	9.7
1996-97	Antawn Jamison	9.4
1997-98	Antawn Jamison*	10.5
1998-99	Ademola Okulaja	8.4
1999-00	Brendan Haywood	7.5
2000-01	Jason Capel	7.3
	Brendan Haywood	7.3
2001-02	Jason Capel	8.6
2002-03	Jawad Williams	5.6
2003-04	Sean May*	9.8
2004-05	Sean May	10.7
2005-06	Tyler Hansbrough	7.8
2006-07	Tyler Hansbrough	7.9
2007-08	Tyler Hansbrough*	10.2



Robert Crawford

Ed Cota led the ACC in assists four years in a row, tallying over 1,000 in his career.

2008-09	Tyler Hansbrough	8.1
2009-10	Ed Davis	9.2
2010-11	John Henson	10.1
2011-12	John Henson*	9.9
2012-13	James Michael McAdoo	7.3
2013-14	James Michael McAdoo	6.8
2014-15	Brice Johnson	7.8
2015-16	Brice Johnson	10.4

ASSISTS

Year	Player	Assists
1968-69	Charles Scott	108
1969-70	Eddie Fogler	92
1970-71	Steve Previs	90
1971-72	Steve Previs	151
1972-73	George Karl	192
1973-74	Darrell Elston	158
1974-75	Phil Ford	161
1975-76	Phil Ford*	203
1976-77	Phil Ford*	217
1977-78	Phil Ford*	172
1978-79	Mike O'Koren	99
1979-80	Mike O'Koren	104
1980-81	Jimmy Black	188
1981-82	Jimmy Black*	213
1982-83	Matt Doherty	150
1983-84	Matt Doherty	124
1984-85	Kenny Smith	235
1985-86	Kenny Smith	210
1986-87	Kenny Smith	209
1987-88	Jeff Lebo	159
1988-89	Steve Bucknall	196
1989-90	King Rice	217
1990-91	King Rice	207
1991-92	Derrick Phelps	207
1992-93	Derrick Phelps	196
1993-94	Derrick Phelps	176
1994-95	Jeff McInnis	180
1995-96	Jeff McInnis	170
1996-97	Ed Cota*	234
1997-98	Ed Cota*	274
1998-99	Ed Cota*	238
1999-00	Ed Cota*	284
2000-01	Ronald Curry	119
2001-02	Adam Boone	89
2002-03	Raymond Felton	236
2003-04	Raymond Felton*	213
2004-05	Raymond Felton*	248
2005-06	Bobby Frasor	136
2006-07	Ty Lawson	213
2007-08	Ty Lawson	165
2008-09	Ty Lawson*	230
2009-10	Larry Drew II	222
2010-11	Kendall Marshall*	230
2011-12	Kendall Marshall*#	351
2012-13	Marcus Paige	161
2013-14	Marcus Paige	143
2014-15	Marcus Paige	170
2015-16	Joel Berry II	151

BLOCKED SHOTS

Year	Player	Blocks
1975-76	Mitch Kupchak	32
1976-77	Tommy LaGarde	31
1977-78	Jeff Wolf	23
1978-79	Pete Budko	27
1979-80	Jeff Wolf	28

1980-81	Sam Perkins	67
1981-82	Sam Perkins	53
1982-83	Sam Perkins	65
1983-84	Sam Perkins	60
1984-85	Warren Martin	81
1985-86	Warren Martin	81
1986-87	Dave Popson	27
	J.R. Reid	27
	Scott Williams	27
1987-88	Scott Williams	43
1988-89	Scott Williams	50
1989-90	Scott Williams	41
1990-91	Pete Chilcutt	35
1991-92	Kevin Salvadori	63
1992-93	Eric Montross	47
1993-94	Rasheed Wallace	63
1994-95	Rasheed Wallace	93
1995-96	Serge Zwikker	49
1996-97	Serge Zwikker	61
1997-98	Makhtar Ndiaye	54
1998-99	Brendan Haywood	60
1999-00	Brendan Haywood	91
2000-01	Brendan Haywood*	120
2001-02	Kris Lang	33
2002-03	Jawad Williams	37
2003-04	Sean May	37
2004-05	Sean May	38
2005-06	Danny Green	32
2006-07	Brandan Wright	65
2007-08	Deon Thompson	51
2008-09	Ed Davis	65
2009-10	Ed Davis	64
2010-11	John Henson*	118
2011-12	John Henson*	101
2012-13	Desmond Hubert	30
2013-14	Brice Johnson	43
2014-15	Kennedy Meeks	46
2015-16	Brice Johnson	59

STEALS

Year	Player	Steals
1975-76	Walter Davis	71
1976-77	Walter Davis	78
1977-78	Dudley Bradley	61
1978-79	Dudley Bradley*	97
1979-80	Mike O'Koren	43
1980-81	Jimmy Black	64
1981-82	Jimmy Black	58
1982-83	Michael Jordan	78
1983-84	Michael Jordan	50
1984-85	Kenny Smith	64
1985-86	Steve Hale	55
1986-87	Kenny Smith	51
1987-88	Scott Williams	45
1988-89	Rick Fox	47
1989-90	Rick Fox	54
	King Rice	54
1990-91	Rick Fox	70
1991-92	Derrick Phelps	78
1992-93	George Lynch	89
1993-94	Derrick Phelps	60
1994-95	Jerry Stackhouse	50
1995-96	Jeff McInnis	38
1996-97	Ed Cota	57
1997-98	Ed Cota	58
1998-99	Ademola Okulaja	46
1999-00	Joseph Forte	54
2000-01	Joseph Forte	67
2001-02	Jason Capel	29
2002-03	Raymond Felton	56
2003-04	Raymond Felton	63
2004-05	Raymond Felton	72
2005-06	Tyler Hansbrough	38
2006-07	Ty Lawson	58
2007-08	Tyler Hansbrough	59
2008-09	Ty Lawson*	75
2009-10	Marcus Ginyard	44
2010-11	Dexter Strickland	46
2011-12	Kendall Marshall	43
2012-13	James Michael McAdoo	54
2013-14	J.P. Tokoto	55
2014-15	Marcus Paige	65
2015-16	Joel Berry II	58

*Denotes ACC leader

#Denotes NCAA leader



ANNUAL UNC TEAM STATISTICS

Year	GP	Field Goals Made-Att.	Pct.	3Pt. Field Goals Made-Att.	Pct.	Free Throws Made-Att.	Pct.	Rebounds Off-Def	Tot-Avg.	A	TO	BLK	STL	PF-D	Points-Avg.
1946-47															1433-53.1
1947-48															1452-53.8
1948-49															1486-59.4
1949-50	25	614				416								526	1652-57.0
1950-51	27	682-2025	.336			402-709	.668								1767-65.1
1951-52	27														1741-64.5
1952-53	27	659				423									2014-74.6
1953-54	21	499-1322	.377			441-701	.629		859-40.9					478	1439-68.5
1954-55	21	549-1386	.396			494-722	.684		794-37.8					396-21	1592-75.8
1955-56	23	623-1515	.411			593-862	.688		1106-48.1					417	1839-80.0
1956-57	32	860-1996	.431			817-1165	.701		1495-46.7					586	2537-79.3
1957-58	26	642-1621	.396			583-840	.694		1157-44.5					493	1867-71.8
1958-59	25	648-1509	.429			501-742	.691		1132-45.3					444	1797-71.9
1959-60	24	606-1467	.413			542-715	.758		1101-45.9					563	1754-73.1
1960-61	23	664-1497	.444			437-651	.671		1148-49.9					429	1765-76.7
1961-62	17	450-959	.469			330-495	.667		708-41.6					374	1230-72.4
1962-63	21	628-1368	.459			352-520	.676		918-43.7					390	1608-76.6
1963-64	24	731-1625	.450			399-607	.657		1171-48.8					477	1861-77.6
1964-65	24	757-1600	.473			400-605	.661		1092-45.5					438	1914-79.8
1965-66	27	838-1620	.517			508-693	.783		1007-37.3					453	2184-80.9
1966-67	32	1016-2154	.472			598-894	.669		1505-47.0					598	2630-82.2
1967-68	32	1028-2261	.455			624-916	.681		1511-47.2					570	2680-83.8
1968-69	32	1094-2228	.491			656-912	.717		1468-45.9	485				584	2844-88.9
1969-70	27	931-1936	.481			537-747	.719		1236-45.8	403				530	2399-88.9
1970-71	32	1010-1935	.522			686-923	.743		1382-43.2	586				654	2706-84.6
1971-72	31	1031-1954	.528			700-942	.743		1378-44.5	683				641	2762-89.1
1972-73	33	1150-2181	.527			496-703	.706		1405-42.6	855				675	2796-84.7
1973-74	28	1015-1952	.520			407-577	.705		1144-40.9	677				574	2437-87.0
1974-75	31	1037-1933	.536			549-556	.701		1090-35.2	391				699	2417-78.0
1975-76	29	966-1838	.526			537-715	.751		1086-37.4	598	74	279		567	2469-85.1
1976-77	33	1054-1961	.537			651-873	.746		1124-34.1	656	93	356		684	2759-83.6
1977-78	31	1008-1895	.532			497-756	.657		1111-35.8	595	93	294		633-18	2513-81.1
1978-79	29	861-1614	.533			496-688	.721		936-32.3	428	112	278		533-8	2218-76.5
1979-80	29	838-1603	.523			448-669	.670		994-32.6	462	110	225		559-18	2124-73.2
1980-81	37	1028-1969	.522			604-826	.731		1264-34.2	545	146	272		636-17	2660-71.9
1981-82	34	895-1668	.537			477-689	.692		999-29.4	583	438	110	239	471-6	2269-66.7
1982-83	36	1072-2082	.515	132-302	.437	629-849	.741		1268-35.2	597	509	173	248	673-19	2905-80.7
1983-84	31	966-1779	.543			551-704	.783		1073-34.6	605	476	157	221	499-10	2483-80.1
1984-85	36	1039-1925	.540			569-748	.761		1215-33.8	702	556	159	220	604-24	2647-73.5
1985-86	34	1197-2140	.559			551-747	.738		1272-37.4	800	522	152	271	642-20	2945-86.6
1986-87	36	1238-2304	.537	213-488	.436	596-826	.722		1329-36.9	782	567	103	319	662-15	3285-91.3
1987-88	34	1013-1892	.535	169-393	.430	596-820	.727		1175-34.6	618	581	105	252	574-15	2791-82.1
1988-89	37	1228-2328	.527	186-478	.389	689-950	.725		1418-38.3	788	634	122	285	645-17	3331-90.0
1989-90	34	1044-2098	.498	206-565	.365	525-765	.686		1281-37.7	594	584	114	309	607-21	2808-82.6
1990-91	35	1134-2257	.502	192-483	.398	607-866	.701		1455-41.6	699	566	148	315	574-6	3067-87.6
1991-92	33	1039-2080	.500	232-599	.387	534-746	.716		1264-38.3	616	538	142	283	598-15	2756-83.5
1992-93	38	1219-2407	.506	168-452	.372	666-943	.706		1561-41.1	698	581	145	357	602-10	3272-86.1
1993-94	35	1091-2188	.499	144-437	.330	670-1008	.665		1531-43.7	649	532	219	285	579-11	2996-85.6
1994-95	34	1044-2055	.508	266-648	.410	517-763	.678		1290-37.9	576	437	177	211	476-5	2871-84.4
1995-96	32	919-1869	.492	235-593	.396	411-613	.670	420-823	1243-38.8	559	429	110	172	471-6	2484-77.6
1996-97	35	1018-2124	.479	188-506	.372	485-713	.680	530-925	1455-41.6	632	495	142	261	547-10	2709-77.4
1997-98	38	1131-2184	.518	185-511	.362	666-937	.711	490-1022	1512-39.8	699	493	188	259	533-13	3113-81.9
1998-99	34	868-1841	.471	175-460	.380	517-720	.718	435-923	1358-39.9	541	530	134	192	505-8	2428-71.4
1999-00	36	1014-2066	.491	169-492	.343	518-740	.700	438-956	1394-38.7	609	536	178	210	580-11	2715-75.4
2000-01	33	945-1972	.479	189-519	.364	532-794	.670	411-952	1363-41.3	576	518	184	244	576-8	2611-79.1
2001-02	28	707-1612	.439	212-606	.350	396-534	.690	305-666	971-34.7	477	461	99	167	508-14	2022-72.2
2002-03	35	900-2062	.436	290-822	.353	434-655	.663	400-796	1196-34.2	555	522	163	293	601-8	2524-72.1
2003-04	30	877-1913	.458	195-555	.351	515-749	.688	460-731	1191-39.7	540	462	120	285	554-11	2464-82.1
2004-05	37	1128-2260	.499	277-687	.403	724-998	.725	502-997	1499-40.5	706	594	142	362	662-9	3257-88.0
2005-06	31	863-1809	.477	215-573	.375	519-733	.708	432-805	1237-39.9	552	512	127	242	531-6	2460-79.4
2006-07	38	1187-2379	.499	215-600	.358	669-940	.712	522-1029	1551-40.8	696	524	173	309	647-7	3258-85.7
2007-08	39	1250-2564	.488	216-580	.372	738-975	.757	605-1090	1695-43.5	656	560	174	318	658-9	3454-88.6
2008-09	38	1205-2509	.480	264-682	.387	739-983	.752	556-1041	1597-42.0	685	472	196	325	609-6	3413-89.8
2009-10	37	1012-2294	.441	176-535	.329	558-854	.653	558-995	1553-42.0	576	562	209	250	564-4	2758-74.5
2010-11	37	1044-2318	.450	190-580	.328	590-878	.672	525-1053	1578-42.6	573	493	204	232	597-5	2868-77.5
2011-12	38	1134-2473	.459	194-579	.335	629-922	.682	589-1122	1711-45.0	659	454	221	259	551-3	3091-81.3
2012-13	36	1023-2321	.441	272-723	.376	442-655	.675	488-899	1387-38.5	616	442	117	303	538-5	2762-76.7
2013-14	34	953-2057	.463	146-434	.336	552-882	.626	483-867	1350-39.7	523	406	161	249	690-21	2604-76.6
2014-15	38	1099-2309	.476	184-514	.358	571-814	.701	526-1015	1541-40.6	661	481	160	251	738-13	2953-77.7
2015-16	40	1235-2561	.482	224-685	.327	617-826	.747	568-1056	1624-40.6	712	431	177	269	718-5	3311-82.8

ANNUAL OPPONENT TEAM STATISTICS

Year	Field Goals			3Pt. Field Goals		Free Throws		Rebounds		A	TO	BLK	STL	PF-D	Points-Avg.
	GP	Made-Att.	Pct.	Made-Att.	Pct.	Made-Att.	Pct.	Off-Def	Tot-Avg.						
1953-54	21	422-1320	.320			491-725	.677		797-37.9					452	1335-63.6
1954-55	21	563-1542	.365			471-625	.754		993-47.3					422-20	1599-76.1
1955-56	23	569-1636	.348			495-747	.663		991-43.1					487	1633-71.0
1956-57	32	720-2043	.352			658-956	.688		1151-35.9					761	2098-65.5
1957-58	26	605-1563	.387			475-602	.789		106140.8					565	1688-64.9
1958-59	25	627-1606	.390			375-598	.627		1113-44.5					500	1629-65.2
1959-60	24	531-1415	.375			432-634	.681		1019-42.5					471	1494-62.3
1960-61	23	549-1381	.398			414-605	.684		922-40.1					450	1512-65.7
1961-62	17	472-1042	.453			291-475	.613		720-42.4					381	1235-72.6
1962-63	21	576-1316	.438			335-483	.694		878-41.8					404	1487-70.8
1963-64	24	723-1657	.436			413-602	.686		1054-44.0					477	1859-77.5
1964-65	24	752-1681	.447			359-531	.676		1057-44.0					463	1863-77.6
1965-66	27	818-1709	.479			369-551	.669		1035-39.0					533	2005-75.3
1966-67	32	873-1854	.471			531-772	.688		1392-43.5					701	2277-71.2
1967-68	32	912-2052	.444			492-708	.695		1370-42.8					684	2316-72.4
1968-69	32	937-2076	.451			547-781	.700		1295-40.5	319				672	2421-75.7
1969-70	27	798-1810	.441			532-742	.717		1201-44.5	255				567	2128-78.8
1970-71	16	437-1020	.428			248-378	.656		611-38.2					322	1122-70.1
1971-72	31	808-1918	.421			597-853	.700		1153-37.2	368				695	2213-71.4
1972-73	33	967-2161	.447			469-679	.691		1237-37.5	419				725	2403-72.8
1973-74	28	870-1895	.459			368-521	.706		1049-37.5	354				594	2108-75.3
1974-75	31	1014-2154	.471			389-556	.700		1090-35.2	391				699	2417-78.0
1975-76	29	886-1886	.470			382-541	.706		1010-34.8	403		170		699	2154-74.3
1976-77	33	978-2050	.477			440-626	.703		1078-32.7	417		218		762	2396-72.6
1977-78	31	875-1769	.495			442-618	.715		935-30.2	453		216		710-40	2192-70.7
1978-79	29	761-1620	.470			376-508	.740		847-29.2	336		171		619-27	1898-65.4
1979-80	29	798-1610	.496			375-542	.692		861-29.7	401		182		584-29	1971-68.0
1980-81	37	975-2128	.458			394-579	.680		1065-28.8	467	302	302		752-30	2344-63.4
1981-82	34	811-1742	.466			263-407	.646		873-25.7	418	493	188		641-22	1885-55.4
1982-83	36	945-2130	.444	103-260	.396	476-701	.679		1151-32.0	489	569	233		779-33	2469-68.6
1983-84	31	851-1892	.450			308-476	.647		940-30.3	455	524	203		631-28	2010-64.8
1984-85	36	989-2197	.450			398-600	.663		1085-30.1	534	453	285		607-23	2376-66.0
1985-86	34	942-2163	.436			462-672	.688		1108-32.6	523	561	255		697-25	2346-69.0
1986-87	36	1043-2210	.472	130-342	.380	479-689	.695		1125-31.3	589	660	236		742-31	2695-74.9
1987-88	34	939-2063	.455	195-519	.376	417-605	.689		1043-30.7	490	536	260		687-21	2490-73.2
1988-89	37	1147-2530	.453	216-637	.339	439-648	.677		1338-36.2	603	654	343		808-21	2949-79.7
1989-90	34	996-2168	.459	206-565	.365	452-652	.693		1281-35.1	555	581	293		697-18	2650-77.9
1990-91	35	974-2329	.418	197-622	.317	362-568	.637		1225-35.0	519	635	270		708-21	2507-71.6
1991-92	33	909-2093	.434	232-599	.387	444-630	.705		1119-33.9	526	566	118	252	614-19	2494-75.6
1992-93	38	978-2370	.431	235-716	.328	405-603	.672		1222-32.2	536	581	138	273	750-20	2596-68.3
1993-94	35	923-2336	.395	273-802	.340	414-636	.651		1234-35.3	498	549	134	261	791-34	2533-72.4
1994-95	34	960-2326	.413	299-879	.340	297-423	.702		1230-36.2	503	434	95	226	652-22	2516-74.0
1995-96	32	826-2004	.412	308-857	.359	313-469	.667	401-642	1043-32.6	462	369	80	224	603-9	2273-71.0
1996-97	35	867-2154	.403	275-849	.324	325-523	.621	447-680	1127-32.2	453	479	98	256	644-19	2334-66.7
1997-98	38	923-2403	.384	282-879	.321	366-542	.675	525-703	1228-32.3	472	503	81	230	758-26	2494-65.6
1998-99	34	822-2091	.393	246-752	.327	316-480	.658	426-628	1054-31.0	434	378	121	267	615-13	2206-64.9
1999-00	36	953-2338	.408	229-744	.308	393-569	.691	510-735	1245-34.6	516	419	117	298	662-12	2528-70.2
2000-01	33	859-2196	.391	243-749	.324	380-578	.657	469-758	1227-37.2	461	447	108	298	669-16	2341-70.9
2001-02	28	803-1776	.452	216-596	.362	386-546	.707	362-685	1047-37.4	394	357	99	259	534-13	2208-78.9
2002-03	35	920-2103	.437	225-651	.346	427-618	.691	472-877	1349-38.5	489	581	153	288	637-15	2492-71.2
2003-04	30	799-1798	.444	229-650	.352	416-597	.697	364-697	1061-35.4	452	541	125	247	625-22	2243-74.8
2004-05	37	913-2274	.401	284-834	.341	490-689	.711	452-770	1222-33.0	500	658	173	328	808-30	2600-70.3
2005-06	31	779-1894	.411	200-605	.331	370-522	.708	377-609	986-31.8	406	465	114	282	639-10	2128-68.6
2006-07	38	962-2311	.416	254-751	.338	430-646	.666	425-802	1227-32.3	509	613	152	284	792-29	2608-68.6
2007-08	39	1061-2490	.426	278-852	.326	428-641	.668	446-820	1266-32.5	534	628	195	309	807-25	2828-72.5
2008-09	38	1013-2468	.410	274-814	.337	435-627	.694	494-863	1357-35.7	518	605	167	266	785-28	2735-72.0
2009-10	37	984-2389	.412	284-829	.343	409-585	.699	484-870	1354-36.6	536	508	168	318	713-21	2661-71.9
2010-11	37	948-2339	.405	267-806	.331	382-580	.659	454-889	1343-36.3	474	528	114	278	744-23	2545-68.8
2011-12	38	957-2431	.394	275-862	.319	360-529	.681	425-888	1313-34.6	445	507	129	238	784-30	2549-67.1
2012-13	36	918-2170	.423	248-717	.346	408-581	.702	417-911	1328-36.9	439	558	134	244	599-12	2492-69.2
2013-14	34	810-1949	.416	211-665	.317	541-807	.670	395-784	1179-34.7	374	462	136	202	717-20	2372-69.8
2014-15	38	889-2232	.398	247-822	.300	591-843	.701	460-790	1250-32.9	466	468	147	255	693-14	2616-68.8
2015-16	40	993-2385	.416	308-850	.362	505-725	.697	568-1056	1624-40.6	712	431	177	269	734-13	2801-70.0



Michael Jordan

**NAISMITH MEMORIAL
BASKETBALL HALL OF FAME**

- Bernard Carnevale:** Coach, 1970
- Frank McGuire:** Coach, 1977
- Dean Smith:** Coach, 1983
- Billy Cunningham:** Player, 1986
- Bob McAdoo:** Player, 2000
- Larry Brown:** Coach, 2002
- James Worthy:** Player, 2003
- Roy Williams:** Coach, 2007
- Michael Jordan:** Player, 2009

**NABC COLLEGIATE
BASKETBALL HALL OF FAME**

- Bernard Carnevale:** Coach, 1970
- Frank McGuire:** Coach, 1977
- Dean Smith:** Coach, 1983
- Billy Cunningham:** Player, 1986
- Bob McAdoo:** Player, 2000
- Larry Brown:** Coach, 2002
- James Worthy:** Player, 2003
- Roy Williams:** Coach, 2007
- Phil Ford:** Player, 2012
- Charles Scott:** Player, 2015

CONSENSUS FIRST-TEAM ALL-AMERICAS

- Cartwright Carmichael:** 1923, 1924
- Jack Cobb:** 1924, 1925, 1926
- George Glamack:** 1940, 1941
- Lennie Rosenbluth:** 1957
- Larry Miller:** 1968
- Robert McAdoo:** 1972
- Phil Ford:** 1977, 1978
- James Worthy:** 1982
- Michael Jordan:** 1983, 1984
- Sam Perkins:** 1983, 1984
- Kenny Smith:** 1987
- J.R. Reid:** 1988
- Jerry Stackhouse:** 1995
- Antawn Jamison:** 1998
- Joseph Forte:** 2001
- Tyler Hansbrough:** 2007, 2008, 2009
- Brice Johnson:** 2016
- 17 Tar Heels have earned consensus All-America honors on 26 occasions. UNC is second in NCAA history with 26 selections (Kansas has 28) and is tied for third with Purdue with 17 players (Kansas has 21 players and Kentucky 20).*

ALL-AMERICAS

(First-team selections unless noted)

- Cartwright Carmichael:** 1923, 1924
- Jack Cobb:** 1924, 1925, 1926
- George Glamack:** 1940, 1941
- Jim Jordan:** Helms Foundation, 1945 (2nd), 1946
- John "Hook" Dillon:** The Sporting News, 1946;

Maxwell, 1946; Converse, 1946 (2nd); Helms Foundation, 1946 (3rd)

Lennie Rosenbluth: Associated Press, 1956 (2nd), 1957; United Press International, 1956 (2nd), 1957; Helms Foundation, 1956, 1957; NEA, 1956 (3rd), 1957; Colliers, 1956 (3rd), 1957; Converse, 1956 (2nd), 1957; USBWA, 1957

Tommy Kearns: Converse, 1957 (2nd); Associated Press, 1958 (3rd)

Pete Brennan: Associated Press, 1958; The Sporting News, 1958; USBWA, 1958; Converse, 1958; United Press International, 1958 (2nd), Helms Foundation, 1958 (2nd)

Lee Shaffer: American Weekly, 1959 (3rd); USBWA, 1960

York Larese: Associated Press, 1959 (3rd); Coaches, 1960 (3rd), 1961 (2nd); The Sporting News, 1961 (2nd); NEA, 1961 (2nd); United Press International, 1961 (3rd); Converse, 1961 (2nd)

Doug Moe: The Sporting News, 1959 (2nd); USBWA, 1961, The Sporting News, 1961 (2nd)

Billy Cunningham: USBWA, 1964, 1965; Helms Foundation, 1965; The Sporting News, 1965 (2nd)

Bob Lewis: Helms Foundation, 1966, 1967; Associated Press, 1966 (2nd)

Larry Miller: USBWA, 1967, 1968; Helms Foundation, 1967, 1968; Converse, 1967, 1968; Associated Press, 1968; United Press International, 1968; Coaches, 1968

Charles Scott: USBWA, 1969, 1970; Coaches, 1969, 1970; Helms Foundation, 1969, 1970; Converse, 1969, 1970; Basketball Weekly, 1969, 1970; NBA Coaches, 1970; Associated Press, 1970 (2nd); United Press International, 1970 (2nd); NEA, 1970

Bill Chamberlain: NBA Coaches, 1972 (2nd)

Robert McAdoo: NBA Coaches, 1972; Helms Foundation, 1972; NEA, 1972; The Sporting News, 1972; Associated Press, 1972 (2nd)

Dennis Wuycik: Helms Foundation, 1972; Basketball Weekly, 1972

Bobby Jones: USBWA, 1974; Coaches, 1974 (2nd); Associated Press, 1974 (2nd); United Press International, 1974 (2nd)

Mitch Kupchak: Citizen Savings Helms Foundation 1975, 1976; USBWA, 1976; Coaches, 1976; Converse, 1976; Associated Press, 1976 (2nd); United Press International, 1976 (2nd); Basketball Weekly, 1976 (3rd)

Phil Ford: Basketball Weekly, 1976, 1977, 1978; Coaches, 1976, 1977, 1978; Associated Press, 1976 (2nd), 1977, 1978; United Press International, 1976 (2nd), 1977 (2nd), 1978; Citizen Savings (Helms

11 NATIONAL PLAYERS OF THE YEAR

CONSENSUS NATIONAL PLAYERS OF THE YEAR

- Phil Ford:** 1978 (co-consensus with Butch Lee, Marquette)
- Michael Jordan:** 1984
- Antawn Jamison:** 1998
- Tyler Hansbrough:** 2008

BY PLAYER

- Jack Cobb:** 1926 (Helms Foundation)
- George Glamack:** 1940 (Helms Foundation), 1941 (Helms Foundation)
- Lennie Rosenbluth:** 1957 (Helms Foundation)
- Phil Ford:** 1978 (USBWA, NABC, Sporting News, John Wooden Award)
- James Worthy:** 1982 (Helms Foundation)
- Michael Jordan:** 1983 (Sporting News), 1984 (Sporting News, Associated Press, United Press International, USBWA, NABC, Basketball Weekly, John Wooden Award, Naismith Award, Rupp Trophy)
- Kenny Smith:** 1987 (Basketball Times)
- Jerry Stackhouse:** 1995 (Sports Illustrated)
- Antawn Jamison:** 1998 (Associated Press, John Wooden Award, Naismith Award, NABC, USBWA, Sporting News, CBS/Chevrolet, Basketball America, Basketball Times, Basketball News, Rupp Trophy)
- Sean May:** 2005 (Sports Illustrated)
- Tyler Hansbrough:** 2008 (Associated Press, USBWA, NABC, John Wooden Award, Naismith Award, Sports Illustrated, Sporting News, ESPN.com, Rupp Trophy, CBS/Chevrolet, Basketball Times)

BY AWARD

- Associated Press:** Jordan (1984), Jamison (1998), Hansbrough (2008)
- Wooden:** Ford (1978), Jordan (1984), Jamison (1998), Hansbrough (2008)
- Naismith:** Jordan (1984), Jamison (1998), Hansbrough (2008)
- Sporting News:** Ford (1978), Jordan (1983, 1984), Jamison (1998), Hansbrough (2008)
- NABC:** Ford (1978), Jordan (1984), Jamison (1998), Hansbrough (2008)
- USBWA:** Ford (1978), Jordan (1984), Jamison (1998), Hansbrough (2008)
- Helms Foundation:** Cobb (1926), Glamack (1940, 1941), Rosenbluth (1957), Worthy (1982)
- Rupp Trophy:** Jordan (1984), Jamison (1998), Hansbrough (2008)
- Sports Illustrated:** Stackhouse (1995), May (2005), Hansbrough (2008)
- Basketball Times:** Smith (1987), Jamison (1998), Hansbrough (2008)
- ESPN.com:** Hansbrough (2008)
- CBS/Chevrolet:** Jamison (1998), Hansbrough (2008)
- UPI:** Jordan (1984)
- Basketball Weekly:** Jordan (1984)
- Basketball America:** Jamison (1998)
- Basketball News:** Jamison (1998)

Foundation), 1976, 1977, 1978; Sporting News, 1976, 1977 (2nd), 1978; USBWA, 1977, 1978

Tommy LaGarde: The Sporting News, 1977 (2nd)

Mike O'Koren: Citizen Savings Helms Foundation 1978, 1979, 1980; Converse, 1978, 1979, 1980; Basketball Weekly, 1978 (2nd), 1979, 1980 (2nd); USBWA, 1979, 1980; The Sporting News, 1979, 1980; Coaches, 1979 (2nd), 1980 (2nd); United Press International, 1979 (2nd), 1980 (3rd)

Al Wood: Converse, 1980, 1981; USBWA, 1981; Citizen Savings Helms Foundation 1981; Associated Press, 1981 (2nd); NABC, 1981 (2nd)

James Worthy: USBWA, 1981, 1982; United Press International, 1982; NABC, 1982; The Sporting News, 1982; Basketball Weekly, 1982; Naismith, 1982; NBA Coaches, 1982; Converse, 1982; First Interstate Bank Helms Foundation 1982; Associated Press, 1982 (2nd)

Sam Perkins: USBWA, 1982, 1983, 1984; Converse, 1982, 1983, 1984; First Interstate Bank Helms Foundation 1982, 1983, 1984; United Press International, 1982 (2nd), 1983, 1984; Naismith, 1982 (2nd), 1983, 1984; The Sporting News, 1982 (2nd), 1983 (2nd), 1984; Basketball Weekly, 1982 (2nd), 1983 (2nd), 1984; NABC, 1982 (2nd), 1983 (2nd), 1984 (2nd); ESPN, 1983, 1984; ABAUSA, 1983, 1984; Associated Press, 1983 (3rd), 1984; Basketball Times, 1983 (3rd), 1984; NBA Coaches, 1984

Michael Jordan: Associated Press, 1983, 1984; United Press International, 1983, 1984; The Sporting News, 1983, 1984; USBWA, 1983, 1984; NABC, 1983, 1984; Naismith, 1983, 1984; NBA Coaches, 1983, 1984; Basketball Weekly, 1983, 1984; ESPN, 1983, 1984; ABAUSA, 1983, 1984; Basketball Times, 1983, 1984; First Interstate Bank Helms

Foundation 1983, 1984;
Converse, 1983, 1984

Brad Daugherty: USBWA, 1986; Basketball Weekly, 1986; Associated Press, 1986 (2nd); United Press International, 1986 (2nd); NABC, 1986 (2nd); The Sporting News, 1986 (2nd)

Kenny Smith: Associated Press, 1987; United Press International, 1987; USBWA, 1987; NABC, 1987; Basketball Times, 1987; Basketball Weekly, 1987; The Sporting News, 1987; Naismith Board, 1987; First Interstate Bank Helms Foundation 1987; Converse, 1987

J.R. Reid: Associated Press, 1988; Basketball Weekly, 1988; USBWA, 1988; United Press International, 1988 (2nd); The Sporting News, 1988 (2nd); Basketball Times, 1988, 1989 (3rd); NABC, 1988, 1989 (3rd)

Rick Fox: Sporting News, 1991 (3rd)

Eric Montross: Naismith, 1994; Classic Games John R. Wooden All-America Team, 1993, 1994; Associated Press, 1993 (2nd), 1994 (2nd); NABC, 1993 (2nd), 1994; The Sporting News, 1993 (2nd), 1994 (2nd); Basketball Weekly, 1993 (2nd), 1994; United Press International, 1993 (3rd); Basketball Times, 1993 (3rd), 1994

Jerry Stackhouse: Associated Press, 1995; United Press International, 1995; USBWA, 1995; NABC, 1995; John Wooden Team, 1995; The Sporting News, 1995 (2nd); Basketball Times, 1995 (2nd)

Rasheed Wallace: The Sporting News, 1995; Basketball Times, 1995; John Wooden Team, 1995; Associated Press, 1995 (2nd); United Press International, 1995 (2nd); USBWA, 1995 (2nd); NABC, 1995 (2nd)

Antawn Jamison: John Wooden Team, 1997, 1998; Associated Press, 1997 (2nd), 1998; NABC, 1997 (2nd), 1998; The Sporting News, 1997 (2nd), 1998; Basketball Weekly, 1997 (2nd), 1998; Basketball Times, 1997 (3rd), 1998; USBWA, 1998; Basketball America, 1998; Basketball News, 1998

Vince Carter: John Wooden Team, 1998; Associated Press, 1998 (2nd); The Sporting News, 1998 (2nd); Basketball Times, 1998 (2nd); Basketball Weekly, 1998 (3rd); Basketball News, 1998 (2nd); USBWA, 1998 (2nd)

Shammond Williams: Basketball News, 1998 (3rd)

Brendan Haywood: The Sporting News, 2001 (2nd); NABC (3rd)

Joseph Forte: Associated Press, 2001; NABC, 2001; USBWA, 2001; The Sporting News, 2001; Basketball Times, 2001; CBS Sportsline, 2001; ESPN, 2001, John Wooden Team, 2001

Sean May: ESPN, 2004 (3rd); John Wooden Team, 2005; ESPN, 2005; Rupp, 2005; Associated Press, 2005 (2nd); Sports Illustrated, 2005 (2nd); USBWA, 2005 (2nd); The Sporting News (2nd); Basketball Times (2nd)

Rashad McCants: Associated Press, 2004 (3rd); Basketball Times, 2004 (2nd); CBS, 2004 (2nd); Sports Illustrated, 2004 (2nd); NABC, 2005 (3rd)

Raymond Felton: Associated Press, 2005 (3rd)

Tyler Hansbrough: The Sporting News, 2006, 2007, 2008, 2009; USBWA, 2007, 2008, 2009; Rupp Award, 2006, 2007, 2008, 2009; Associated Press, 2006 (3rd), 2007 (2nd), 2008, 2009; NABC 2006 (3rd), 2007, 2008, 2009; Basketball Times 2006 (3rd), 2007 (2nd), 2008, 2009 (2nd); John Wooden Team, 2007, 2008, 2009; Sports Illustrated, 2007 (2nd), 2008, 2009; Fox, 2008, 2009 (2nd)

Ty Lawson: Associated Press, 2009 (2nd); NABC, 2009; Wooden, 2009; Sports Illustrated, 2009; CBS Sportsline, 2009; Basketball Times, 2009; The Sporting News, 2009 (2nd); Rupp, 2009 (2nd); Fox, 2009 (3rd)



Phil Ford (center) won the Wooden Award and was the consensus National Player of the Year as a senior in 1978.

Tyler Zeller: Sporting News, 2011 (2nd); Wooden, 2012; Associated Press, 2012 (2nd); NABC, 2012 (2nd); USBWA, 2012 (2nd); The Sporting News, 2012 (2nd); Basketball Times, 2012 (2nd); CBSSports.com, 2012 (3rd)

Harrison Barnes: Sporting News, 2011 (3rd); NABC, 2012 (2nd)

Kendall Marshall: CBSSports.com, 2012 (1st); Associated Press, 2012 (3rd)

Marcus Paige: Sporting News, 2014 (2nd); Basketball Times, 2014 (3rd)

Brice Johnson: Associated Press, 2016; NABC, 2016; USBWA, 2016; John Wooden Team, 2016; USA Today, 2016; Sports Illustrated, 2016; Scout.com, 2016; Sporting News, 2016 (3rd)

MULTI-YEAR FIRST-TEAM ALL-AMERICA SELECTIONS

FOUR TIMES
Tyler Hansbrough: 2006, 2007, 2008, 2009

THREE TIMES
Jack Cobb: 1924, 1925, 1926
Phil Ford: 1976, 1977, 1978
Mike O'Koren: 1978, 1979, 1980
Sam Perkins: 1982, 1983, 1984

TWO TIMES
Cartwright Carmichael: 1923, 1924
George Glamack: 1940, 1941
Lennie Rosenbluth: 1956, 1957
Billy Cunningham: 1964, 1965
Bob Lewis: 1966, 1967
Larry Miller: 1967, 1968
Charles Scott: 1969, 1970
Mitch Kupchak: 1975, 1976
Al Wood: 1980, 1981
James Worthy: 1981, 1982
Michael Jordan: 1983, 1984
Eric Montross: 1993, 1994
Antawn Jamison: 1997, 1998

• *Hansbrough is the only four-time first-team All-American in ACC history and one of only two in NCAA history.*
• *Hansbrough, Cobb, Ford, O'Koren and Perkins are among the seven players in ACC history to earn first-team All-America honors at least three times (with NC State's David Thompson and Virginia's Ralph Sampson).*

WAYMAN TISDALE AWARD
USBWA National Freshman of the Year
Marvin Williams: 2005
Tyler Hansbrough: 2006

FRESHMAN ALL-AMERICAS

Phil Ford: Basketball Weekly, 1975
Michael Jordan: Basketball Weekly, 1982; NBC, 1982
Brad Daugherty: Basketball Weekly, 1983 (2nd)
J.R. Reid: Basketball Times, 1987; Basketball Weekly, 1987
Jerry Stackhouse: Basketball Weekly, 1994; Basketball Times, 1994
Rasheed Wallace: Basketball Weekly, 1994 (4th)
Antawn Jamison: Basketball Weekly, 1996 (2nd); Basketball Times, 1996 (2nd)
Ed Cota: Basketball Weekly, 1997; Basketball Times, 1997 (2nd)
Kris Lang: College Hoops Insider, 1999
Joseph Forte: The Sporting News, 2000; Basketball Times, 2000 (2nd)
Marvin Williams: Basketball Times, 2005; The Sporting News, 2005
Tyler Hansbrough: The Sporting News, 2006; Basketball Times, 2006
Brandon Wright: The Sporting News, 2007; Basketball Times, 2007
Harrison Barnes: USBWA, 2011;

FoxSports.com, 2011
Kendall Marshall: The Sporting News, 2011; USBWA, 2011 (2nd)
Marcus Paige: Kyle Macy, 2013

NATIONAL COACHES OF THE YEAR

Frank McGuire: United Press International, 1957
Dean Smith: National Association of Basketball Coaches, 1977; U.S. Basketball Writers Association, Basketball Weekly, 1979; Medalist, 1982; Naismith, 1993
Bill Guthridge: National Association of Basketball Coaches, Naismith Award, The Sporting News, CBS/Chevrolet, 1998
Matt Doherty: Associated Press, 2001
Roy Williams: New York Athletic Club, 2005, 2009; Associated Press, USBWA, Rupp Award, Sports Illustrated, 2006

ACC 50TH ANNIVERSARY TEAM

Lennie Rosenbluth: 1955-57
Billy Cunningham: 1963-65
Larry Miller: 1966-68
Charles Scott: 1968-70
Bobby Jones: 1972-74
Walter Davis: 1974-77
Phil Ford: 1974-78
James Worthy: 1980-82
Sam Perkins: 1981-84
Michael Jordan: 1982-84
Brad Daugherty: 1983-86
Antawn Jamison: 1996-98

• *Carolina had 12 players on the ACC's 50th Anniversary Team selected in 2003, more than any other school. Michael Jordan was selected the No. 1 male athlete in ACC history*

ACC PLAYERS OF THE YEAR

Lennie Rosenbluth: 1957
Pete Brennan: 1958
Lee Shaffer: 1960
Billy Cunningham: 1965
Larry Miller: 1967, 1968
Mitch Kupchak: 1976
Phil Ford: 1978
Michael Jordan: 1984
Antawn Jamison: 1998
Joseph Forte: 2001 (co-winner)
Tyler Hansbrough: 2008
Ty Lawson: 2009
Tyler Zeller: 2012



Jeffrey Camarati

J.D. Lyon Jr.

J.D. Lyon Jr.



Tyler Hansbrough was a three-time consensus first-team All-America and the 2008 National Player of the Year.

ACC COACHES OF THE YEAR

- Frank McGuire: 1957
- Dean Smith: 1967, 1968, 1971, 1976, 1977, 1979, 1988, 1993
- Bill Guthridge: 1998
- Roy Williams: 2006, 2011

ACC ATHLETES OF THE YEAR

- Lennie Rosenbluth: 1957
- Larry Miller: 1967
- Charles Scott: 1970 (co-winner)
- Phil Ford: 1977, 1978
- James Worthy: 1982
- Michael Jordan: 1984
- Antawn Jamison: 1998
- Sean May: 2005
- Tyler Hansbrough: 2008

ACC TOURNAMENT MVPs

- Lennie Rosenbluth: 1957
- Larry Miller: 1967, 1968
- Charles Scott: 1969
- Lee Dedmon: 1971 (co-winner)
- Robert McAdoo: 1972
- Phil Ford: 1975
- John Kuester: 1977
- Dudley Bradley: 1979
- Sam Perkins: 1981
- James Worthy: 1982
- J.R. Reid: 1989
- Rick Fox: 1991
- Jerry Stackhouse: 1994
- Shammond Williams: 1997
- Antawn Jamison: 1998
- Brandan Wright: 2007
- Tyler Hansbrough: 2008
- Joel Berry II: 2016

• *Larry Miller is one of nine players to win ACC Player of the Year honors at least two times. Miller, Wake Forest's Len Chappell and Duke's J.J.Redick are the only three players to win ACC Player of the Year and ACC Tournament MVP honors in the same season on two occasions.*

• *Four of the five freshmen to win ACC Tournament MVP honors are Tar Heels – Phil Ford, Sam Perkins, Jerry Stackhouse and Brandan Wright*



Marcus Paige won the 2015 and 2016 Skip Prosser Awards as the ACC's top scholar-athlete.

ALL-ACC TEAMS

- Jerry Vayda: 1954 (2nd)
- Lennie Rosenbluth: 1955, 1956, 1957
- Tommy Kearns: 1957, 1958
- Pete Brennan: 1957 (2nd), 1958
- Doug Moe: 1959, 1961
- Lee Shaffer: 1959 (2nd), 1960
- York Larese: 1959, 1960, 1961
- Larry Brown: 1962 (2nd), 1963
- Jim Hudock: 1962 (2nd)
- Billy Cunningham: 1963, 1964, 1965
- Bob Lewis: 1965 (2nd), 1966, 1967
- Larry Miller: 1966 (2nd), 1967, 1968
- Rusty Clark: 1968 (2nd)
- Charles Scott: 1968, 1969, 1970
- Bill Bunting: 1969
- Dick Grubar: 1969 (2nd)
- Dennis Wuycik: 1971, 1972
- George Karl: 1971 (2nd), 1972 (2nd), 1973
- Robert McAdoo: 1972
- Bill Chamberlain: 1972 (2nd)
- Bobby Jones: 1973 (2nd), 1974
- Darrell Elston: 1974 (2nd)
- Mitch Kupchak: 1975, 1976
- Walter Davis: 1976 (2nd), 1977
- Phil Ford: 1976, 1977, 1978
- Tommy LaGarde: 1977 (2nd)
- Mike O'Koren: 1978, 1979 (2nd), 1980
- Al Wood: 1979, 1980 (2nd), 1981
- James Worthy: 1981 (2nd), 1982
- Sam Perkins: 1982, 1983, 1984
- Michael Jordan: 1983, 1984
- Brad Daugherty: 1985, 1986
- Kenny Smith: 1985 (2nd), 1986 (2nd), 1987
- Steve Hale: 1986 (2nd)
- Joe Wolf: 1987
- J.R. Reid: 1987 (2nd), 1988
- Jeff Lebo: 1988 (2nd)
- Steve Bucknall: 1989 (2nd)
- Kevin Madden: 1989 (2nd)
- Rick Fox: 1990 (3rd), 1991
- Pete Chilcutt: 1991 (3rd)
- Hubert Davis: 1992 (2nd)
- George Lynch: 1992 (3rd), 1993
- Eric Montross: 1993, 1994 (2nd)
- Derrick Phelps: 1994 (2nd)
- Rasheed Wallace: 1995
- Jerry Stackhouse: 1995
- Dante Calabria: 1996 (3rd)
- Jeff McInnis: 1995 (3rd), 1996 (2nd)



Brice Johnson was UNC's 17th consensus first-team All-America in 2015-16.

- Antawn Jamison: 1996, 1997, 1998
- Serge Zwikker: 1997 (3rd)
- Vince Carter: 1997 (3rd), 1998
- Shammond Williams: 1997 (3rd), 1998 (2nd)
- Ed Cota: 1998 (2nd), 1999 (2nd), 2000 (2nd)
- Ademola Okulaja: 1999
- Brendan Haywood: 2000 (3rd), 2001 (2nd)
- Joseph Forte: 2000 (2nd), 2001
- Jason Capel: 2001 (3rd), 2002 (3rd)
- Raymond Felton: 2003 (3rd), 2004 (3rd), 2005
- Sean May: 2004 (2nd), 2005
- Rashad McCants: 2004, 2005 (3rd)
- Jawad Williams: 2005 (3rd)
- David Noel: 2006 (2nd)
- Reyshawn Terry: 2006 (3rd)
- Tyler Hansbrough: 2006, 2007, 2008, 2009
- Brandan Wright: 2007 (2nd)
- Wayne Ellington: 2008 (2nd)
- Ty Lawson: 2009
- Danny Green: 2009 (3rd)
- Harrison Barnes: 2011 (2nd), 2012
- John Henson: 2011 (2nd), 2012
- Tyler Zeller: 2011 (2nd), 2012
- Kendall Marshall: 2011 (3rd), 2012 (2nd)
- Reggie Bullock: 2013 (2nd)
- James Michael McAdoo: 2013 (2nd), 2014 (2nd media, 3rd coaches)
- Marcus Paige: 2014 (1st media, 1st coaches), 2015 (2nd media, 3rd coaches)
- Brice Johnson: 2015 (3rd media, 3rd coaches), 2016 (media, coaches)

MULTI-YEAR FIRST-TEAM ALL-ACC CHOICES FOUR TIMES

- Tyler Hansbrough: 2006, 2007, 2008, 2009

THREE TIMES

- Lennie Rosenbluth: 1955, 1956, 1957
- York Larese: 1959, 1960, 1961
- Billy Cunningham: 1963, 1964, 1965
- Charles Scott: 1968, 1969, 1970
- Phil Ford: 1976, 1977, 1978
- Sam Perkins: 1982, 1983, 1984
- Antawn Jamison: 1996, 1997, 1998

TWO TIMES

- Tommy Kearns: 1957, 1958
- Doug Moe: 1959, 1961
- Bob Lewis: 1966, 1967
- Larry Miller: 1967, 1968

RECORD BOOK CAROLINA HONOR ROLL

Dennis Wuycik: 1971, 1972
 Mitch Kupchak: 1975, 1976
 Mike O'Koren: 1978, 1980
 Al Wood: 1979, 1981
 Michael Jordan: 1983, 1984
 Brad Daugherty: 1985, 1986

• Carolina placed three players on the first team in 2012 for the first time in school history and the second time in ACC history (with Duke in 2002)...Carolina has placed four players on the first two teams three times – 1972, 1998 and 2012...Carolina has placed multiple players on the first team 23 times.

ALL-ACC TOURNAMENT TEAMS

Skippy Winstead: 1954
 Lennie Rosenbluth: 1956, 1957
 Tommy Kearns: 1957 (2nd), 1958
 Joe Quigg: 1957 (2nd)
 Bob Cunningham: 1957 (2nd)
 Pete Brennan: 1957, 1958
 Ray Stanley: 1958 (2nd)
 Lee Shaffer: 1959, 1960
 Doug Moe: 1959 (2nd)
 York Larese: 1959 (2nd), 1960
 Larry Brown: 1963 (2nd)
 Billy Cunningham: 1963, 1964
 Bob Lewis: 1966 (2nd), 1967
 Larry Miller: 1966 (2nd), 1967, 1968
 Rusty Clark: 1967 (2nd), 1968 (2nd)
 Dick Grubar: 1967 (2nd), 1968, 1969 (2nd)
 Charles Scott: 1968, 1969, 1970 (2nd)
 Bill Bunting: 1969 (2nd)
 Lee Dedmon: 1971
 George Karl: 1971 (2nd), 1972
 Robert McAdoo: 1972
 Steve Previs: 1972 (2nd)
 Dennis Wuycik: 1972
 Mitch Kupchak: 1975, 1976
 Walter Davis: 1975 (2nd), 1976 (2nd), 1977 (2nd)
 Phil Ford: 1975, 1977, 1978 (2nd)
 John Kuester: 1977
 Mike O'Koren: 1977, 1979
 Dudley Bradley: 1979
 Dave Colescott: 1979
 Al Wood: 1979 (2nd), 1980, 1981 (2nd)
 Jimmy Black: 1981 (2nd)
 James Worthy: 1981, 1982
 Sam Perkins: 1981, 1982, 1983 (2nd)
 Michael Jordan: 1982, 1983 (2nd), 1984 (2nd)
 Matt Doherty: 1982 (2nd), 1983 (2nd), 1984
 Brad Daugherty: 1985
 Kenny Smith: 1985, 1987 (2nd)
 Joe Wolf: 1987
 Jeff Lebo: 1987, 1988 (2nd), 1989
 J.R. Reid: 1987 (2nd), 1988, 1989
 Scott Williams: 1988
 Steve Bucknall: 1989 (2nd)
 Rick Fox: 1989 (2nd), 1991
 Hubert Davis: 1991, 1992
 Pete Chilcutt: 1991 (2nd)
 King Rice: 1991 (2nd)
 George Lynch: 1992, 1993 (2nd)
 Eric Montross: 1993, 1994 (2nd)
 Brian Reese: 1993
 Donald Williams: 1993 (2nd), 1995 (2nd)
 Derrick Phelps: 1994
 Jerry Stackhouse: 1994, 1995
 Rasheed Wallace: 1994 (2nd), 1995
 Dante Calabria: 1995 (2nd)
 Jeff McInnis: 1995 (2nd)
 Antawn Jamison: 1997, 1998
 Shammond Williams: 1997, 1998
 Ed Cota: 1997 (2nd), 1998 (2nd), 1999 (2nd)
 Serge Zwikker: 1997 (2nd)
 Vince Carter: 1998 (2nd)
 Ademola Okulaja: 1998 (2nd), 1999
 Kris Lang: 1999 (2nd)
 Max Owens: 1999
 Joseph Forte: 2001
 Brendan Haywood: 2001 (2nd)
 Jason Capel: 2001 (2nd)
 Raymond Felton: 2003, 2005
 Jawad Williams: 2003 (2nd)



Cousy Award winners Kendall Marshall, Ty Lawson & Raymond Felton

Reyshawn Terry: 2006 (2nd)
 Tyler Hansbrough: 2006, 2008, 2009
 Wayne Ellington: 2007, 2008, 2009 (2nd)
 Ty Lawson: 2007
 Brandon Wright: 2007
 Marcus Ginyard: 2008
 Harrison Barnes: 2011, 2012 (2nd)
 Tyler Zeller: 2011, 2012
 John Henson: 2011 (2nd)
 Kendall Marshall: 2011 (2nd), 2012
 Reggie Bullock: 2013
 P.J. Hairston: 2013
 Marcus Paige: 2013 (2nd), 2015, 2016
 Brice Johnson: 2015, 2016
 Justin Jackson: 2015 (2nd)
 Joel Berry II: 2016

• Tyler Hansbrough is the only Tar Heel to be a first-team All-ACC Tournament selection three times

ACC SIXTH MAN OF THE YEAR

Isaiah Hicks: 2016

ACC ROOKIES OF THE YEAR

Sam Perkins: 1981
 Michael Jordan: 1982
 J.R. Reid: 1987
 Ed Cota: 1997
 Joseph Forte: 2000
 Marvin Williams: 2005
 Tyler Hansbrough: 2006
 Brandon Wright: 2007
 Harrison Barnes: 2011

ALL-ACC FRESHMAN TEAMS

Dante Calabria: 1993 (2nd)
 Jerry Stackhouse: 1994
 Rasheed Wallace: 1994
 Jeff McInnis: 1994 (Honorable Mention)
 Antawn Jamison: 1996
 Ed Cota: 1997
 Kris Lang: 1999
 Joseph Forte: 2000
 Jawad Williams: 2002
 Raymond Felton: 2003
 Rashad McCants: 2003
 Marvin Williams: 2005
 Tyler Hansbrough: 2006
 Bobby Frasier: 2006
 Ty Lawson: 2007
 Brandon Wright: 2007
 Ed Davis: 2009
 Harrison Barnes: 2011
 Kendall Marshall: 2011
 Marcus Paige: 2013
 Kennedy Meeks: 2014
 Justin Jackson: 2015

ACC DEFENSIVE PLAYER OF THE YEAR

John Henson: 2011, 2012

ALL-ACC DEFENSIVE TEAMS

Brendan Haywood: 2001
 Jackie Manuel: 2004, 2005
 Marcus Ginyard: 2008
 Danny Green: 2009
 John Henson: 2011, 2012
 J.P. Tokoto: 2014 (media, coaches)
 Brice Johnson: 21016 (coaches)

ACC PLAYERS OF THE WEEK

(three or more selections)

Antawn Jamison: 12 (1 in 1996, 4 in 1997, 7 in 1998)
 Tyler Hansbrough: 10 (1 in 2006, 8 in 2008, 1 in 2009)
 Phil Ford: 6 (1 in 1976, 2 in 1977, 3 in 1978)
 Marcus Paige: 5 (4 in 2014)
 Michael Jordan: 5 (3 in 1983, 2 in 1984)
 Mike O'Koren: 5 (2 in 1978, 2 in 1979, 1 in 1980)
 Brice Johnson: 4 (4 in 2016)
 Joseph Forte: 4 (4 in 2001)
 Sam Perkins: 4 (2 in 1982, 2 in 1984)
 Brad Daugherty: 3 (1 in 1985, 2 in 1986)
 Hubert Davis: 3 (3 in 1992)
 John Henson: 3 (3 in 2012)
 Bobby Jones: 3 (1 in 1973, 2 in 1974)
 Mitch Kupchak: 3 (1 in 1975, 2 in 1976)
 Sean May: 3 (2 in 2004, 1 in 2005)
 Robert McAdoo: 3 (3 in 1972)

• Jamison shares the ACC career record with 12 selections with Duke's J.J. Redick
 • Hansbrough set the single-season record with eight selections in 2007-08

USBWA DISTRICT COACH OF THE YEAR

Dean Smith: 1993
 Matt Doherty: 2001
 Roy Williams: 2006, 2011

JOE LAPCHICK TROPHY

(Top senior college basketball player)

Sam Perkins: 1984

BOB COUSY AWARD

(Top college point guard)

Raymond Felton: 2005
 Ty Lawson: 2009
 Kendall Marshall: 2012

MVPS OF

POSTSEASON TOURNAMENTS

Lennie Rosenbluth: NCAA East Regional, 1957
 Bob Lewis: NCAA East Regional, 1967
 Rusty Clark: NCAA East Regional, 1968
 Charles Scott: NCAA East Regional, 1969
 Bill Chamberlain: NIT, 1971
 Dennis Wuycik: NCAA East Regional, 1972
 John Kuester: NCAA East Regional, 1977
 Al Wood: NCAA West Regional, 1981
 James Worthy: NCAA East Regional, 1982; NCAA Final Four, 1982
 Brad Daugherty: NCAA Southeast Regional, 1985
 George Lynch: NCAA East Regional, 1993
 Donald Williams: NCAA Final Four, 1993
 Jerry Stackhouse: NCAA Southeast Regional, 1995
 Shammond Williams: NCAA East Regional, 1997
 Antawn Jamison: NCAA East Regional, 1998
 Joseph Forte: NCAA South Regional, 2000
 Sean May: NCAA East Regional, 2005; NCAA Final Four, 2005
 Tyler Hansbrough: NCAA East Regional, 2008
 Ty Lawson: NCAA South Regional, 2009
 Wayne Ellington: NCAA Final Four, 2009
 Brice Johnson: NCAA East Regional, 2016



Dan Sears



2012 Academic All-America of the Year Tyler Zeller

POSTSEASON

ALL-TOURNAMENT TEAMS

- Lennie Rosenbluth: NCAA Final Four, 1957
 Pete Brennan: NCAA Final Four, 1957
 Bob Lewis: NCAA East Regional, 1967
 Rusty Clark: NCAA East Regional, 1967, 1968; NCAA Final Four, 1967 (2nd)
 Larry Miller: NCAA East Regional, 1967, 1968; NCAA Final Four, 1968
 Charles Scott: NCAA East Regional, 1968, 1969; NCAA Final Four, 1968 (2nd)
 Bill Bunting: NCAA East Regional, 1969
 Bill Chamberlain: NIT, 1971
 Dennis Wuycik: NCAA East Regional, 1972
 Robert McAdoo: NCAA East Regional, 1972; NCAA Final Four, 1972
 George Karl: NCAA East Regional, 1972; NIT, 1973
 Bobby Jones: NIT, 1973
 Brad Hoffman: NCAA East Regional, 1975
 Mitch Kupchak: NCAA East Regional, 1975
 Phil Ford: NCAA East Regional, 1975 (2nd)
 Walter Davis: NCAA East Regional, 1977
 John Kuester: NCAA East Regional, 1977
 Mike O'Koren: NCAA Final Four, 1977
 Al Wood: NCAA West Regional, 1981; NCAA Final Four, 1981
 James Worthy: NCAA West Regional, 1981; NCAA East Regional, 1982; NCAA Final Four, 1982
 Sam Perkins: NCAA West Regional, 1981; NCAA East Regional, 1982; NCAA Final Four, 1982
 Jimmy Black: NCAA East Regional, 1982
 Michael Jordan: NCAA Final Four, 1982; NCAA East Regional, 1983
 Brad Daugherty: NCAA Southeast Sub-Regional, 1985; NCAA Southeast Regional, 1985; NCAA West Regional, 1986
 Kenny Smith: NCAA Southeast Sub-Regional, 1985; NCAA Southeast Regional, 1985
 J.R. Reid: NCAA East Regional, 1987; NCAA West Regional, 1988; NCAA Southeast Regional, 1989
 Rick Fox: NCAA East Regional, 1991
 Hubert Davis: NCAA East Regional,


Getty Images



1998 National Player of the Year Antawn Jamison

- 1991
 Eric Montross: NCAA Southeast Regional, 1992; NCAA East Regional, 1993; NCAA Final Four, 1993
 George Lynch: NCAA East Regional, 1993; NCAA Final Four, 1993
 Donald Williams: NCAA East Regional, 1993; NCAA Final Four, 1993; NCAA Southeast Regional, 1995
 Jerry Stackhouse: NCAA Southeast Regional, 1995
 Rasheed Wallace: NCAA Southeast Regional, 1995
 Shammond Williams: NCAA East Regional, 1997; NCAA East Regional, 1998
 Antawn Jamison: NCAA East Regional, 1997; NCAA East Regional, 1998
 Vince Carter: NCAA East Regional, 1997; NCAA East Regional, 1998
 Ed Cota: NCAA East Regional, 1997; NCAA East Regional, 1998; NCAA South Regional, 2000
 Jason Capel: NCAA South Regional, 2000
 Joseph Forte: NCAA South Regional, 2000
 Sean May: NCAA East Regional, 2005; NCAA Final Four, 2005
 Rashad McCants: NCAA East Regional, 2005; NCAA Final Four, 2005
 Raymond Felton: NCAA Final Four, 2005
 Tyler Hansbrough: NCAA East Regional, 2007, 2008; NCAA South Regional, 2009; NCAA Final Four, 2009
 Brandon Wright: NCAA East Regional, 2007
 Wayne Ellington: NCAA East Regional, 2008; NCAA Final Four, 2009
 Ty Lawson: NCAA East Regional, 2008; NCAA South Regional, 2009; NCAA Final Four, 2009
 Danny Green: NCAA South Regional, 2009
 Will Graves: NIT, 2010
 Deon Thompson: NIT, 2010
 Harrison Barnes: NCAA East Regional, 2011
 Tyler Zeller: NCAA East Regional, 2011; NCAA Midwest Regional, 2012
 Brice Johnson: NCAA East Regional, 2016; NCAA Final Four, 2016
 Marcus Paige: NCAA East Regional, 2016
 Joel Berry II: NCAA Final Four, 2016
- J.R. Reid (1987-89), Ed Cota (1997-98, 2000) and Tyler Hansbrough

Hugh Morton




1995 National Player of the Year Jerry Stackhouse



All-America & Naismith Hall of Famer Robert McAdoo

- (2007-09) are the only Tar Heels to earn All-NCAA Regional honors in three seasons
- CoSIDA ACADEMIC ALL-AMERICA TEAMS**
- Billy Cunningham: 1965
 Charles Scott: 1970
 Steve Previs: 1972
 Dennis Wuycik: 1972
 Kim Huband: 1972 (3rd)
 Brad Hoffman: 1975 (2nd)
 Ed Stahl: 1975 (2nd)
 Tommy LaGarde: 1975 (2nd), 1976
 Bruce Buckley: 1976 (2nd)
 Steve Hale: 1986
 Henrik Rodl: 1993 (3rd)
 Eric Montross: 1994
 Tyler Zeller: 2011, 2012
 Marcus Paige: 2014 (2nd), 2015 (2nd), 2016
- ACADEMIC ALL-AMERICA OF THE YEAR**
- Tyler Zeller: 2012
- NCAA POST-GRADUATE SCHOLARSHIP WINNERS**
- Bob Bennett: 1966
 John O'Donnell: 1974
 Bruce Buckley: 1977
 Steve Hale: 1986
 Pearce Landry: 1995
- ACADEMIC ALL-ACC TEAM**
- Charlie Shaffer: 1963, 1964
 Billy Cunningham: 1965
 Tom Gauntlett: 1967
 Charles Scott: 1970
 Dave Chadwick: 1971
 Kim Huband: 1972
 Steve Previs: 1972
 Dennis Wuycik: 1972
 John O'Donnell: 1973, 1974
 Brad Hoffman: 1975
 Ed Stahl: 1975
 Tommy LaGarde: 1975, 1976, 1977
 Bruce Buckley: 1976, 1977
 Eric Kenny: 1981
 Matt Doherty: 1984
 Steve Hale: 1984, 1985, 1986
 James Daye: 1986
 Jeff Lebo: 1988
 David May: 1988, 1989
 Henrik Rodl: 1990, 1991, 1992, 1993
 Jason Burgess: 1992
 Eric Montross: 1993, 1994
 Matt Wenstrom: 1993
 Pearce Landry: 1994, 1995

- Pat Sullivan: 1995
 Will Johnson: 2001, 2003
 Jason Capel: 2002
 Kris Lang: 2002
 Byron Sanders: 2004, 2006
 Melvin Scott: 2005
 Tyler Zeller: 2009, 2010, 2011, 2012
 Marcus Paige: 2013, 2014, 2015, 2016
 Luke Maye: 2016
- **Four-time recipients:** Henrik Rodl, Tyler Zeller, Marcus Paige
 - **Three-time recipients:** Tommy LaGarde, Steve Hale, Marcus Paige
 - **Two-time recipients:** Charlie Shaffer, John O'Donnell, Bruce Buckley, David May, Eric Montross, Pearce Landry, Will Johnson, Byron Sanders
- SKIP PROSSER AWARD**
- Tyler Zeller: 2011, 2012
 Marcus Paige: 2015, 2016
- Atlantic Coast Conference's Scholar-Athlete of the Year for Men's Basketball; named for the late Wake Forest coach*



1982 National Player of the Year James Worthy

STATS FOR 1,000-POINT SCORERS

Year	Name	G	FG	FGA	PCT	3PT	3PA	PCT	FT	FTA	PCT	OR	TR	AVG	AST	TO	PF	STL	BLK	PTS	AVG
05-09	Hansbrough, Tyler	142	939	1752	.536	12	38	.316	982	1241	.791	482	1219	8.6	154	297	348	180	65	2872	20.2
74-78	Ford, Phil	123	865	1640	.527				560	693	.808		261	2.1	753		228	163	5	2290	18.6
80-84	Perkins, Sam	135	786	1364	.576	12	28	.429	561	705	.796		1167	8.6	160	185	350	125	245	2145	15.9
54-57	Rosenbluth, Lennie	76	721	1571	.459				603	815	.740		790	10.4	0		210			2045	26.9
77-81	Wood, Al	126	825	1474	.560				365	478	.764		624	5.0	171		328	126	64	2015	16.0
67-70	Scott, Charles	91	805	1678	.480				397	547	.726		649	7.1	193		217			2007	22.1
65-68	Miller, Larry	91	765	1498	.511				452	661	.684		834	9.2	0		224			1982	21.8
95-98	Jamison, Antawn	104	787	1364	.577	8	27	.296	392	635	.617	376	1027	9.9	93	183	256	93	85	1974	19.0
82-86	Daugherty, Brad	135	760	1226	.620	0	1	.000	392	560	.700		1003	7.4	214	295	402	92	146	1912	14.2
73-77	Davis, Walter	119	754	1420	.531				355	459	.773		670	5.6	409		247	149	38	1863	15.7
12-16	Paige, Marcus	141	599	1471	.407	299	798	.375	347	411	.844	55	399	2.8	242	602	274	35	203	1844	13.1
64-67	Lewis, Bob	83	662	1352	.490				512	660	.776		510	6.1	0		194			1836	22.1
81-84	Jordan, Michael	101	720	1333	.540	34	76	.447	314	420	.748		509	5.0	181	200	271	169	71	1788	17.7
76-80	O'Koren, Mike	117	643	1124	.572				479	660	.726		815	7.0	348		327	183	37	1765	15.1
89-93	Lynch, George	140	711	1369	.519	11	32	.344	314	482	.651	431	1097	7.8	233	318	386	241	60	1747	12.5
02-05	McCants, Rashad	98	614	1263	.486	221	553	.415	272	377	.721	147	397	4.1	204	221	237	145	61	1721	17.6
12-16	Johnson, Brice	148	714	1242	.575	0	0	—	288	407	.708	314	1035	7.0	369	133	188	163	111	1716	11.6
62-65	Cunningham, Billy	69	656	1387	.473				397	633	.627		1062	15.4	0		262			1709	24.8
87-91	Fox, Rick	140	633	1221	.518	153	394	.388	284	375	.757		594	4.2	323	339	405	197	44	1703	12.2
06-09	Ellington, Wayne	115	616	1331	.463	229	577	.397	233	288	.809	126	469	4.1	258	175	168	109	14	1694	14.7
83-87	Smith, Kenny	127	628	1226	.512	87	213	.408	293	356	.823		283	2.2	768	373	185	195	6	1636	12.9
90-94	Montross, Eric	139	626	1070	.585	—	—	—	375	601	.624	381	941	6.8	86	211	408	63	169	1627	11.7
01-05	Williams, Jawad	128	591	1214	.487	124	355	.349	320	442	.724	231	615	4.8	192	288	225	90	86	1626	12.7
88-92	Davis, Hubert	137	557	1118	.498	197	453	.435	304	371	.819	98	248	1.8	179	135	129	108	23	1615	11.8
72-76	Kupchak, Mitch	119	651	1110	.586				309	465	.665		1006	8.5	160		214	15	32	1611	13.5
85-89	Lebo, Jeff	133	524	1095	.479	211	493	.428	308	367	.839		327	2.5	580	263	284	159	7	1567	11.8
86-89	Reid, J.R.	96	584	972	.601	—	—	—	384	575	.668		731	7.6	159	292	304	109	86	1552	16.2
86-90	Williams, Scott	138	595	1080	.551	4	17	.235	314	496	.633		861	6.2	124	266	443	140	161	1508	10.9
08-12	Zeller, Tyler	117	547	1010	.542	0	2	.000	407	524	.777	316	788	6.7	69	165	271	78	130	1501	12.8
91-95	Williams, Donald	126	516	1192	.433	221	572	.386	239	321	.745	62	252	2.0	202	132	130	93	6	1492	11.8
69-72	Wycik, Dennis	87	519	880	.590				431	517	.834		556	6.4	193		266			1469	16.9
98-02	Capel, Jason	120	453	1022	.443	164	437	.375	377	458	.823	214	807	6.7	329	257	302	123	23	1447	12.1
94-98	Williams, Shammond	134	460	1012	.455	233	578	.403	292	344	.849	55	332	2.5	399	271	164	92	2	1445	10.8
06-10	Thompson, Deon	152	579	1171	.494	0	2	.000	256	390	.656	290	743	4.9	114	202	323	118	141	1414	9.3
97-01	Haywood, Brendan	141	541	849	.637	—	—	—	329	554	.592	323	839	6.0	118	223	345	47	304	1411	10.0
98-02	Lang, Kris	128	576	1078	.534	0	1	.000	240	387	.620	219	678	5.3	74	155	216	81	81	1392	10.9
06-09	Lawson, Ty	105	463	896	.517	112	278	.403	337	432	.780	65	303	2.9	608	219	205	184	10	1375	13.1
05-09	Green, Danny	145	491	1079	.455	184	491	.375	202	239	.845	204	590	4.1	256	209	277	160	155	1368	9.4
66-69	Clark, Rusty	91	513	1003	.511				313	448	.699		929	10.2	35		282			1339	14.7
55-58	Brennan, Pete	81	413	991	.417				506	715	.708		854	10.5	0		248			1332	16.4
51-55	Lifson, Al	90	477	1211	.394				368	581	.633		154	3.9	0		0			1322	14.7
85-90	Madden, Kevin	134	519	893	.581	29	84	.345	229	346	.662		475	3.5	217	210	199	100	35	1296	9.7
70-73	Karl, George	94	494	964	.512				305	391	.780		279	3.0	394		278			1293	13.8
99-01	Forte, Joseph	69	479	1055	.454	111	302	.368	221	273	.810	99	399	5.8	210	169	138	121	12	1290	18.7
58-61	Larese, York	72	468	1057	.443				351	441	.796		407	5.7	73		206			1287	17.9
95-98	Carter, Vince	103	481	880	.547	99	269	.368	206	292	.705	183	466	4.5	197	123	190	114	80	1267	12.3
71-74	Jones, Bobby	92	522	859	.608				220	343	.641		817	8.9	285		239			1264	13.7
96-00	Cota, Ed	138	438	969	.452	93	250	.372	292	398	.734	106	517	3.7	1030	470	176	192	25	1261	9.1
02-05	Felton, Raymond	101	414	978	.423	174	464	.375	258	353	.731	69	417	4.1	698	233	233	192	27	1260	12.5
95-99	Okulaja, Ademola	139	424	967	.438	143	382	.374	263	387	.680	310	890	6.4	327	256	273	175	33	1254	9.0
11-14	McAdoo, James Michael	108	467	1044	.447	0	9	.000	298	524	.569	232	640	5.9	111	173	229	132	58	1232	11.4
83-87	Wolf, Joe	128	511	928	.551	23	40	.575	186	243	.765		707	5.5	243	207	279	84	39	1231	9.6
10-12	Barnes, Harrison	75	439	1018	.431	116	332	.349	234	319	.734	149	414	5.5	96	146	140	68	29	1228	16.4
79-82	Worthy, James	84	485	896	.541				249	382	.652		620	7.4	208	94	211	117	94	1219	14.5
02-05	May, Sean	77	442	862	.513	0	11	.000	329	459	.717	267	771	10.0	113	183	188	100	94	1213	15.8
38-41	Glamack, George	70	479						263											1191	17.0
53-56	Vayda, Jerry	92	398	981	.406				391	584	.670		687	7.5			185	27	4	1187	12.9
80-84	Doherty, Matt	129	418	876	.477	20	49	.408	309	406	.761		446	3.5	446	197	230	110	30	1165	9.0
87-91	Chilcutt, Pete	140	483	904	.534	20	58	.345	164	231	.710		766	5.5	188	226	155	115	83	1150	8.2
93-96	McInnis, Jeff	100	403	878	.459	138	348	.397	184	256	.719	63	277	2.8	435	200	177	108	0	1128	11.3
09-12	Henson, John	109	475	955	.497	5	24	.208	169	350	.483	269	885	8.1	108	166	159	68	279	1124	10.3
90-94	Reese, Brian	134	435	869	.501	47	148	.318	196	305	.643	185	436	3.3	266	260	140	70	17	1113	8.3
92-96	Calabria, Dante	135	373	825	.452	193	469	.412	159	221	.719	115	426	3.2	336	195	226	115	8	1098	8.1
93-95	Stackhouse, Jerry	69	353	712	.496	39	110	.355	335	465	.720	171	456	6.6	162	198	129	92	76	1080	15.7
66-69	Bunting, Bill	95	398	774	.514				273	369	.740		612	6.4	42		264			1069	11.3
44-48	Dillon, John	115	398						267											1063	9.2
57-60	Shaffer, Lee	75	400	901	.444				253	330	.767		606	8.1	30		199			1053	14.0
20-24	Carmichael, Cartwright	82	290						444											1024	12.9
68-71	Dedmon, Lee	89	378	786	.481				263	388	.678		729	8.2	180		303			1019	11.4
50-53	Grimaldi, Vince	81	424	1261	.336				170	310	.548									1018	12.6
44-48	Paxton, Bob	115																			

RECORD BOOK ALL-TIME ROSTER

Landry, Pearce	1993-95	Morris, Cliff	1983-85	Robinson, Denzel	2012-	Thorne, Taylor	1942-43, 45-48
Lang, Kris	1998-2002	Morris, John	1917-21	Robinson, Lynwood	1981-83	Thornton, Thomas	2009-10
Larese, York	1958-61	Morris, Worth	1925-28	Robinson, Will	2005-06	Tillett, Bill	1910-13
Lawson, Ty	2006-09	Morrison, Brian	2000-02	Rodl, Henrik	1989-93	Tokoto, J.P.	2012-15
Lebed, Hank	1948-49	Morrison, Ian	1964-65	Rodman, Cam	1941-43, 46-47	Tsantes, John	1948-50
Lebo, Jeff	1985-89	Mullis, Clyde "Pete"	1935-38	Ronner, Terry	1963-64	Turk, Irving	1949-50
Lee, P.A.	1941-42	Murray, Robert	1920-21	Roper, Gary	1984-85	Turner, Bill	1927-28
Leonard, Clyde	1930-31	Myers, Bill	1931-32	Rose, Bob	1939-42	Tuttle, Gerald	1966-69
Lewis, Bob	1964-67			Rosemond, Ken	1955-57	Tuttle, Richard	1968-71
Lewis, Wray	1940-42	Nagy, Fritz	1942-43	Rosenbluth, Lennie	1954-57	Tyndall, Webb	1995-97
Lifson, Al	1951-55	Nalle, Brodie	1931-33	Rourke, Bill	1918-21		
Likins, Paul	1951-55	Nathan, Marx	1945-46, 47-48	Rozier, Clifford	1990-91	Underwood, Emmett	1925-26
Lineberger, Henry	1921-24	Ndiaye, Makhtar	1996-98	Ruth, Earl	1935-38		
Lineberger, Joe	1930-33	Neal, David	1994-96	Ryan, Fred "Rip"	1946-49	Valentine, Keith	1975-76
Lipfert, Bailey	1917-21	Nearman, Sherman "Nemo"	1946-50			Vanstory, Bill	1925-28
Little, Bryce	1916-17	Neiman, Abe	1921-23, 25-26	Salvadori, Kevin	1990-94	Vayda, Jerry	1952-56
Little, Crowell	1936-37	Neiman, David	1928-30	Salz, Harvey	1957-60	Vinroot, Richard	1961-63
Little, Greg	2007-08	Nelson, Joe	1940-41	Sanders, Byron	2002-06	Virgil, John	1976-80
Long, Albert	1952-55	Nelson, Melvin	1933-36	Satterfield, Henry	1927-29	Voris, Bill	1944-45
Long, Cyrus	1910-12, 13-14	Newby, Terrence	1996-2000	Sawyer, Holmes	1918-19		
Long, Meb	1912-16	Newcombe, Arthur "Artie"	1925-26	Scholbe, Roger	1945-48	Waddell, Charles	1972-74
Long, Morris	1932-34	Noel, David	2002-06	Schwarz, Ernie	1950-53	Wagner, Edwin	1946-48
Longest, Ed	1929-30, 31-32	Norfolk, Ira	1944-46	Scott, Charles	1967-70	Wakeley, William	1910-11
Loock, Bill	1940-41	Norwood, Michael	1985-87	Scott, Melvin	2001-05	Walker, Cliff	1953-54
Lotz, Danny	1956-59	Nyimicz, Dan	1946-49	Scruggs, Boyce	1915-16	Wallace, Jack	1951-53
Lougee, Edgar	1942-43			Searcy, Roy	1955-58	Wallace, Rasheed	1993-95
Loughran, George	1914-15	O'Donnell, John	1971-74	Seixas, Vic	1942-43, 46-47	Walsh, Donnie	1959-62
Lutz, Loren	1975-76	O'Koren, Mike	1976-80	Severin, Paul	1938-41	Walters, John	1930-31
Lynch, George	1989-93	Okulaja, Ademola	1995-99	Seymore, Sasha	2014-15	Ward, Dick	1954-55
Lynch, Peter	1916-19	Owens, Max	1997-2001	Shaffer, Charlie	1961-64	Washington, Donald	1972-73
Lynn, Clyde	1994-96			Shaffer, Dean	1980-81	Watkins, John	1926-27
		Paige, Marcus	2012-16	Shaffer, Lee	1957-60	Watson, Bill	1938-40
Madden, Kevin	1985-86, 87-90	Paine, George	1940-43	Sharpe, Bill	1926-27	Watt, Lawrence	1924-25
Maddie, Bud	1950-54	Parker, John	1912-13	Shaver, Tony	1973-74	Watts, Justin	2008-12
Mahler, Carl	1921-23	Patterson, Fred	1915-16	Shepard, Carlyle	1915-17, 19-21	Wear, David	2009-10
Makkonen, Timo	1981-84	Patterson, Richard	1949-51	Sher, Phil	1929-30	Wear, Travis	2009-10
Manor, James	2012-	Paxton, Bob	1944-48	Shook, Bud	1941-42	Weathers, Virgil	1931-34
Manuel, Jackie	2001-05	Penton, Dan	1922-24	Shores, Tommy	1953-54	Webb, Ricky	1967-69
Markham, Bill	1930-33	Pepper, Mike	1977-81	Shytle, Ed	1940-42	Webster, Latch	1934-36
Markin, Walter	1944-45	Peppers, Julius	1999-2001	Sides, Bob	1924-27	Weinstein, Harvey	1946-48
Marks, Dan	1941-43	Perkins, Aubrey	1925-28	Simmons, Jackson	2011-15	Wells, Darius	1948-51
Marpet, Artie	1928-31	Perkins, Sam	1980-84	Slater, John	1929-31	Wenstrom, Matt	1989-93
Marshall, Kendall	2010-12	Perry, Gales	1939-40	Smith, Bill	1951-52	White, Bill	1948-51
Martin, Warren	1981-83, 84-86	Perry, Curtis "Sis"	1916-18, 21-22	Smith, James	1973-74	White, Jim	1941-43, 45-47
Massey, Moulton	1915-16	Pessar, Hank	1938-41	Smith, Julian	1939-42	White, Kenny	1999-2000
Mathes, Albert	1937-40	Petree, Terrence	2009-10	Smith, Junius	1910-12	White, Stilman	2011-12, 2014-
May, David	1987-89	Peters, Pete	1946-47	Smith, Kenny	1983-87	Whitehead, Gra	1967-68
May, Sean	2002-05	Peterson, Buzz	1981-85	Smith, Larry	1991-92	Wideman, Frank	1942-44
Maye, Luke	2015-	Phelps, Derrick	1990-94	Smith, Mike	1964-66	Wiel, Randy	1975-79
McAdoo, James Michael	2011-	Phillips, Bob	1950-53	Smith, Ranzino	1984-88	Wiley, John	1927-28
McAdoo, Robert	1971-72	Phipps, John	1931-32	Smith, Winslow	1927-29, 30-31	Wilkins, Thomas	2005-06
McCabe, Gerry	1952-56	Pinson, Theo	2014-	Smithwick, Jim	1963-66	Williams, Donald	1991-95
McCachren, Dave	1931-34	Poole, Barney	1943-44	Snyder, Roy	1940-41	Williams, Jawad	2001-05
McCachren, George "Toad"	1940-43	Poole, Jim	1943-44	Sprague, Pete	1953-54	Williams, Kenny	2015-
McCachren, Jim	1933-36	Poole, Jimmy	1922-25	Spurlock, Harold	1944-46	Williams, Lloyd	1920-22
McCachren, William	1936-37, 38-39	Poole, Grey	1957-60	Stackhouse, Jerry	1993-95	Williams, Marvin	2004-05
McCants, Rashad	2002-05	Popson, Dave	1983-87	Stahl, Ed	1972-75	Williams, Scott Carmichael	1997-99
McComb, Ken	1960-61	Poteet, Yogi	1959-61, 62-63	Stallard, Sam	1943-44	Williams, Scott Christopher	1986-90
McDonald, Leslie	2009-	Potts, Ramsey	1935-37	Stanley, Ray	1957-60	Williams, Shammond	1994-98
McDonald, Monk	1920-24	Pou, James	1913-14	Stein, Lewis	1911-12	Wilson, Don	1941-42
McDonald, Sam	1922-25	Powell, Jack	1952-53	Stephenson, Glen	1952-53	Wilson, Glenn	1925-26
McDuffie, Lewis "Mac"	1916-17	Prevatte, Dick	1928-29	Stephenson, Travis	1991-93	Winstead, Skippy	1951-54
McInnis, Jeff	1993-96	Previs, Steve	1969-72	Stepheson, Alex	2006-08	Wolf, Jeff	1976-80
McKinney, Horace "Bones"	1945-46	Price, Damien	2001-04	Stevenson, Buster	1943-44, 45-46	Wolf, Joe	1983-87
McKnight, Roy	1910-12	Price, Henry "Red"	1926-29	Stirweiss, George "Snuffy"	1937-38	Wood, Al	1977-81
McLamb, Phillip	2001-04	Propst, Floyd	1951-52	Stoopack, Chester "Red"	1936-38	Wood, Billy	1942-43
McNairy, Charlie	1994-97	Purser, Carr	1925-28	Strickland, Dexter	2009-13	Wood, Surry	2005-08
McSweeney, Bryan	1961-64	Purser, John	1921-25	Suggs, Reid	1940-42	Woodall, Ches	1919-21
Meeks, Kennedy	2013-			Sullivan, Pat	1990-93, 94-95	Wooten, Jack	2007-09
Melendez, Orlando	1997-02	Quigg, Joe	1955-57	Sullivan, Ryan	1995-97	Worley, Dick	1937-39
Mendler, John	1944-45			Sutton, Ed	1954-55	Worthy, James	1979-82
Meroney, Dave "Red"	1936-37	Race, George	1927-28, 29-30	Swartzberg, Fred	1946-48	Wright, Brandon	2006-07
Miles, Hall	1945-47	Radovich, Tony	1952-57			Wright, Hank	1935-37
Miller, Bill	1947-48	Ragan, Bill	1925-26	Tandy, George "Yank"	1913-16	Wright, T.B.	1921-22
Miller, Jonathan	2002-04	Rainey, John	1935-36	Tanner, J.B.	2007-09	Wright, T.B.	1935-37
Miller, Larry	1965-68	Ramsey, Frank	1934-35	Tanner, Frank	2012-13	Wuyck, Dennis	1969-72
Miller, Wes	2004-07	Ranson, Lucius	1912-13	Taylor, Bill	1962-63		
Minor, William "Ike"	1931-33, 34-35	Ravenel, Sam	1917-18	Taylor, Cooper	1951-52, 53-54	Yokley, John	1963-66
Mirken, Mark	1964-67	Redding, Frank	1949-52	Teague, Ed	1943-44	Yonakor, Rich	1976-80
Mitchell, Norm	1947-49	Redmon, Herman	1912-13	Tennent, Charles "Buzz"	1916-18	Young, Bob	1954-57
Mock, Bernie	1943-44	Reese, Brian	1990-94	Tennent, George "Raby"	1913-17		
Moe, Donnie	1965-67	Reid, Garrison	1929-30	Terrell, Simon	1948-50	Zaiser, Eugene	1932-33
Moe, Doug	1958-61	Reid, J.R.	1986-89	Terry, Reyshawn	2003-07	Zaliagiris, Tom	1974-78
Montross, Eric	1990-94	Respass, Ray	1962-65	Thomas, Gene	1946-47	Zeller, Tyler	2008-12
Moody, Patrick	2007-09	Rice, King	1987-91	Thomas, Quentin	2004-08	Zikker, Serge	1993-97
Moody, Wade	2012-	Ritch, Marvin "Philly"	1910-11	Thompson, Clive	1944-45		
Moore, James	1929-31	Robbins, Austin	1939-40	Thompson, Deon	2006-10		
Moore, Jim	1963-64, 65-66	Roberson, Foy	1937-40	Thorne, Charlie	1948-51		

The all-time roster includes any player who appeared in at least one game for the Tar Heels.



ALL-TIME UNIFORM NUMBERS

0	Jesse Holley, Joel James, Nate Britt
00	Eric Montross ^A , Brendan Haywood ^A
1	Melvin Scott, Marcus Ginyard, Dexter Strickland, Theo Pinson
2	Raymond Felton ^A , Wayne Ellington, Marc Campbell, Leslie McDonald, Joel Berry II
3	John Rainey, Jimmy Howard, Soc Creitos, Don Wilson, Herbert Porter, Clive Thompson, Taylor Thorne, Charlie Thorne, Irving Turk, Jeff Denny, Pat Sullivan, Shammond Williams, Vasco Evtimov, Brian Morrison, Reyshawn Terry, Daniel Bolick, Wade Moody, Kennedy Meeks
4	Jim McCachren, Foy Grubb, Pete Mullis, Bill Watson, Wray Lewis, Dan Marks, Lewis Hayworth, Vic Seixas, Buster Stevenson, Bob Paxton, William White, Lynwood Robinson, James Daye, Kenny Harris, Larry Davis, David Neal, Makhtar Ndiaye, Scott Williams, Brooks Foster, Bobby Frasor, Luke Davis, Isaiah Hicks
5	Stuart Aiken, Crowell Little, Foy Roberson, Lew Hayworth, Ed Antolini, George Paine, Don Anderson, Julian Smith, Larry James, Ira Norfolk, Vic Seixas, Dan Nymicz, Marion Godwin, Richard Patterson, Henrik Rodl, Jeff McInnis, Ed Cota, Jackie Manuel, Ty Lawson ^A , Dexter Strickland, Kendall Marshall, Marcus Paige ^A , Tony Bradley
6	Earle Beale, Pete Mullis, Foy Grubb, Julian Smith, Ed Shytle, Dick Hartley, Walter Markin, E.B. Stevenson, Marx Nathan
7	Dave McCachren, Jim McCachren, Earl Ruth, Bobby Gersten, Edgar Lougee, P.A. Lee, Jim White, Don Anderson, Mervin Cole, Simon Terrell
8	Ike Manor, Earl Ruth, Bill McCachren, Bob Rose, Barney Poole, Jim Jordan ^A , Jim Hamilton, Fred Ryan
9	Bucky Harris, Hank Wright, Dick Worley, Chuck Harnden, Ellis Freedman, Jim Hayworth, Lew Hayworth, Fred Bauer, Norm Mitchell
10 (retired)	Paul Kaveny, Chester Stoopack, George Paine, Bobby Gersten, Cam Rodman, Clyde King, Roger Scholbe, Darius Wells, Lennie Rosenbluth [*]
11	Morrie Long, George Stirnweiss, Paul Severin, Lewis Hayworth, Dick Garvin, Jim White, Harvey Weinstein, John Tsantes, Richard Patterson, Wayne Harpold, Charles Ellenwood, Ken Rosemond, John Crotty, Larry Brown ^A , Ray Hassell, Gerald Tuttle, John Austin, Tony Shaver, Keith Valentine, Mike

Pepper, Rodney Hyatt, Scott Cherry, Michael Brooker, Quentin Thomas, Larry Drew II, Stilman White, Brice Johnson ^A , Shea Rush	
12 (retired)	Melvin Nelson, Ramsey Potts, Al Mathes, George McCachren, Vincent DiLorenzo, Coy Carson, Hal Ferraro, Al Lifson, Lee Shaffer ^A , Harry Jones, Ray Respass, Jim Frye, Richard Tuttle, Ray Hite, Phil Ford [*]
13	Virgil Weathers, Frank Cuneo, Ed Shytle, Ellis Freedman, Bernie Mock, John Dillon ^A , Benton Bennett, William White, Vince Grimaldi, Ian Morrison, Dick Grubar, Steve Previs, Brad Hoffman, Ademola Okulaja, Neil Fingleton, Will Graves, J.P. Tokoto, Kanler Coker
14	Ben Blood, Ramsey Potts, Woody Holland, Guy Byerly, George Paine, Hugo Kappler, Simon Terrell, Skippy Winstead, Dave Hanners, Derek McAllister, Jeff Lebo, Derrick Phelps, Ryan Sullivan, Jonathan Holmes, Danny Green, Terrence Petree, Desmond Hubert, Brandon Robinson
15	Latch Webster, Andy Bershak, Hank Feimster, Reid Suggs, Bob Altemose, Boyce Box, Bill Voris, Jack Fitch, Bones McKinney, Hank Lebed, Hugo Kappler, Bill Smith, Vince Grimaldi, Willis Henderson, John Kuester, Brian Ellerby, Courtney Dupree, Jason Burgess, Shammond Williams, Vince Carter ^A , Kenny White, Damien Price, Charlie Everett, Dewey Burke, J.B. Tanner, Leslie McDonald, Stewart Cooper, P.J. Hairston
16	Tony Cernugle, Les Branson, Reid Suggs, Jason Glace, Ed Shytle, Dan Marks, Michael Fisher, Norman Kohler
17	Frank Ramsey, Watts Carr, Dick Donnan, Joe Nelson, Don Wilson, Reid Suggs, Fritz Nagy, Manny Alvarez, Miles Hall, Ed Wagner, Irving Turk
18	Dave "Red" Meroney, Ben Dilworth, Bob Rose, Jim White, Jack Fitch, Sherman Nearman, Bill Wood, Harold Spurlock
19	Pete Boone, Hank Pessar, Cam Rodman, John Dewell, Bob Shuford, Bill Allen, Marx Nathan, Norman Kohler, Fred Swartzberg
20 (retired)	George Glamack [*] , Dan Marks, Frank Wideman, Lester Hughes, Dan Nymicz, Hal Ferraro, Ike Neeley, Cooper Taylor, Paul Anisko, Gene Glancy, Bob Young, Wallace Graham, Don Walsh, Peppy Callahan, John Yokley, Ed Fogler, Bill Chambers, Ray Harrison, David Colecott, Cliff Morris, Steve Bucknall
21	Dave Bowman, Bill Locke, Wray Lewis, John Fields, Rip Ryan, Bill Miller, Howard Deasy, Jerry Vayda, Albert Lifson, Mitch Kupchak ^A , Jimmy Black,

Michael Norwood, King Rice, Donald Williams ^A , Terrence Newby, Jawad Williams, Deon Thompson, Jackson Simmons, Seventh Woods	
22	Junie Bailey, Benton Bennett, Paul Likins, Edward Sutton, Roy Searcy, York Larese ^A , Mike Cooke, Bob Lewis ^A , Jim Delany, George Karl, Dudley Bradley, Buzz Peterson, Kevin Madden, Pearce Landry, Webb Tyndall, Scott Williams, Ronald Curry, Justin Bohlander, Wes Miller, Wayne Ellington ^A , David Dupont, Frank Tanner, Isaiah Hicks
23 (retired)	Albert Carr, John Tsantes, Bud Maddie, Skippy Winstead, Buddy Clarke, Jimmy Guill, Ged Doughton, Michael Jordan [*]
24	Bob Altemose, Ernie Schwarz, Walter Davis ^A , Jim Braddock, Joe Wolf, Doug Elstun, Dante Calabria, Max Owens, Jesse Holley, Marvin Williams, Surry Wood, Justin Watts, Kenny Williams
25	Jippy Carter, Albert Long, James Smith, Donnie Smith, Randy Weil, Steve Hale, Jason Capel, Damion Grant, Justin Knox, J.P. Tokoto, Justin Coleman, Aaron Rohlman
30	Darius Wells, Jack Wallace, Cliff Walker, Bill Hathaway, Ray Stanley, Dieter Krause, Jim Moore, Mike Iannarella, Greg Campbell, Al Armour, Dale Gipple, John O'Donnell, Woody Coley, Al Wood ^A , Kenny Smith ^A , Rasheed Wallace ^A , Phillip McLamb, Will Robinson, Jack Wooten, Thomas Thornton, Patrick Crouch, James Manor, Stilman White
31	Charlie Thorne, Tom Gaines, Al Lifson, Gerry McCabe, Gehrman Holland, Ken McComb, Bruce Bowers, Bill Taylor, Charlie Burns, Bob Bennett, Bill Bunting, Bill Chamberlain ^A , Mickey Bell, Loren Lutz, Mike O'Koren ^A , Matthew Brust, David May, Brian Reese, Adam Boone, Jonathan Miller, Thomas Wilkins, John Henson, Justin Coleman
32	Leonard Guyes, Frank Redding, Bob Phillips, Gerry McCabe, Bob Cunningham, Lou Brown, Peppy Callahan, Billy Cunningham ^A , Mark Mirken, Dave Chadwick, Darrell Elston, Tom Zaliagiris, Eric Kenny, John Brownlee, Pete Chilcutt, Orlando Melendez, Rashad McCants ^A , Alex Stepheson, Ed Davis, D.J. Johnston, Luke Maye
33 (retired)	Nemo Nearman, Bob Phillips, Gerry McCabe, Danny Lotz, Jim Hudock, Bill Brown, Charles Scott ^A , Roger Jamison, Ranzino Smith, Kevin Salvadori, Antawn Jamison [*]
34	Frank Redding, Bill Ellington, Francis Goodwin, Dick Kepley, Richard Vinroot, Bruce Bowers, Charles Hassell, Terry Ronner, Jim Moore, Jim Bostick, Don Eggleston, Bobby Jones ^A , Pete Budko, J.R. Reid ^A , George Lynch ^A , Charlie

McNairy, David Noel, Brandon Wright, David Wear, Stewart Cooper, Denzel Robinson, Toby Egbuna	
35	Cooper Taylor, Pete Brennan ^A , Doug Moe ^A , Charlie Burns, Bill Galanti, Ralph Fletcher, Lee Dedmon, Bob McAdoo ^A , Charles Waddell, Dave Popson, Joe Jenkins, Travis Stephenson, Brad Frederick, Jim Everett, C.J. Hooker, Patrick Moody, James Gallagher, Reggie Bullock
40	Dick Kocornik, Tommy Kearns ^A , Yogi Poteet, Bill Harrison, Earl Johnson, Donnie Moe, Ricky Webb, Bill Chambers, Donn Johnson, Bruce Buckley, Gary Roper, Hubert Davis, Ed Geth, Joseph Forte ^A , Mike Copeland, Harrison Barnes ^A
41	Paul Likins, Joe Quigg, Hugh Donahue, Terry Ronner, Jim Smithwick, Joe Brown, Mike Earey, Joe Cox, Jeff Crompton, Sam Perkins ^A , Byron Sanders
42	Bud Maddie, Walter Green, Hilliard Green, Harvey Salz, Charlie Schaffer, Tom Gauntlet, Gra Whitehead, Kim Huband, Bill Chambers, Jeff Wolf, Brad Daugherty ^A , Scott Williams, Jerry Stackhouse ^A , Kris Lang, Sean May ^A , Joel James
43	Jerry Vayda, Grey Poole, Art Katz, Mike Smith, Rusty Clark, Craig Corson, Ed Stahl, John Virgil, Jeb Barlow, Curtis Hunter, Matt Laczkowski, Travis Wear, James Michael McAdoo, Spenser Dalton
44	Tony Radovich, Mike Steppe, Brian McSweeney, Mark Mirken, Larry Miller ^A , Dennis Wuycik ^A , Donald Washington, Eric Harry, Matt Doherty, Rick Fox, Clyde Lynn, Will Johnson, Tyler Zeller ^A , Justin Jackson
45	Tommy LaGarde ^A , Chris Brust, Marty Hensley, Clifford Rozier, Serge Zwikker, Julius Peppers, Jesse Holley, Stilman White
50 (retired)	Rich Yonaker, Cecil Exum, Bill Akins, Octavus Barnes, Brian Bersticker, Tyler Hansbrough [*]
51	Timo Makkonen
52 (retired)	James Worthy [*]
54	Steve Krafcsin, Warren Martin, John Greene, Vasco Evtimov
55	Matt Wenstrom, Wade Moody
BOLD indicates active player ^A indicates HONORED jersey [*] indicates RETIRED jersey	

FRANK MCGUIRE



Frank McGuire came to Chapel Hill prior to the 1952-53 season after five seasons at St. John's. His 1952 team had reached the NCAA championship game before losing to Kansas.

His nine-year record was 164-58. Carolina finished first or tied for first place in the Atlantic Coast Conference standings five times in this period.

With his many contacts among New York high school coaches, he developed a pipeline of top talent for Carolina. This "underground railroad" brought players like Lennie Rosenbluth, Tommy Kearns, Pete Brennan, Joe Quigg and Bob Cunningham to Chapel Hill. They were the starters on McGuire's greatest team — the 1957 squad that went 32-0 and swept the NCAA title.

McGuire also brought New York-area stars like York Larese, Doug Moe, Donnie Walsh, Larry Brown and Billy Cunningham to Carolina.

The highlight of McGuire's Tar Heel career was the 1957 season. Rosenbluth was one of the national scoring leaders, averaging 28.0 points a game. Of Carolina's 32 victories, 13 were by 10 points or less.

The 1957 Final Four in Kansas City is regarded as one of the most exciting ever played. Carolina topped Michigan State, 74-40, in a triple-overtime semifinal game. The next game the Tar Heels had to go three overtimes again before outlasting Kansas, featuring Wilt Chamberlain, 54-53.


McGuire hired Dean Smith to be his top assistant prior to the 1958-59 season. Smith replaced McGuire when he moved to the NBA in 1961.

As coach of the Philadelphia Warriors, he led his team to a 49-31 record. The Warriors—with Hall of Famers Paul Arizin, Tom Gola and Chamberlain—lost to the Boston Celtics in the Eastern Conference finals.

McGuire returned to the college ranks for the 1964-65 season at South Carolina. He compiled a 283-142 record in 16 seasons with the Gamecocks. That gave him a career record of 549-236 in 30 years. He led South Carolina to its only ACC regular-season title in 1970 and only ACC Tournament championship in 1971.

McGuire, a member of the Naismith Hall of Fame, was the first coach in history to win 100 games at three schools and also to take two schools to the NCAA championship game. He remains the only man in history to win ACC titles at two schools.

He was named national coach of the year three times—in 1952 at St. John's, 1957 at Carolina and 1970 at South Carolina.



McGuire led the Tar Heels to the 1957 NCAA title.

CAROLINA BASKETBALL HEAD COACHING RECORDS				
Seasons	Name	No. of Years	W-L	Pct.
1911-14	Nat Cartmell	4	25-24	.510
1915-16	Charles Doak	2	18-16	.529
1917-19	Howell Peacock	3	23-14	.622
1920-21	Fred Boye	2	19-17	.528
1922-23	<i>No Coach</i>	2	30-7	.811
1924	Norman Shepard	1	26-0	1.000
1925	Monk McDonald	1	20-5	.800
1926	Harlan Ashborn	1	20-5	.800
1927-31	James Ashmore	5	80-37	.684
1932-35	George Shepard	4	69-16	.812
1936-39	Walter Skidmore	4	65-25	.722
1940-44	Bill Lange	5	85-41	.675
1945-46	Ben Carnevale	2	52-11	.825
1947-52	Tom Scott	6	100-65	.606
1953-61	Frank McGuire	9	164-58	.739
1962-97	Dean Smith	36	879-254	.776
1997-2000	Bill Guthridge	3	80-28	.741
2000-03	Matt Doherty	3	53-43	.552
2003-present	Roy Williams	13	365-108	.772
Totals		106	2,173-774	.737

BILL GUTHRIDGE



Bill Guthridge led the Tar Heels to two Final Fours in three years as head coach and was consensus National Coach of the Year in 1998. He won more games than any college head coach in history after two seasons and tied Everett Case for most coaching victories after three years. He played or coached in 14 Final Fours, more than any person in NCAA history. That includes two as a head coach at Carolina, 10 as a Tar Heel assistant coach, and one each as a player and assistant coach at his alma mater, Kansas State.

Guthridge was Dean Smith's assistant for 30 years. He joined the UNC staff in 1967 after five years as assistant to Tex Winter at Kansas State. In his 33 seasons at Carolina, the Tar Heels won two NCAA championships (1982 and 1993), played in 12 Final Fours, won the ACC Tournament championship 13 times and played in the ACC Tournament championship game a total of 22 times.

He was a part of 867 wins in 33 seasons at Carolina and 960 college coaching victories overall, including 93 wins while on the staff at Kansas State.

The Parsons, Kan., native posted an 80-28 record in three seasons as Carolina's head coach. Guthridge led the 1998 and 2000 UNC teams to the Final Four. He joined Ohio State's Fred Taylor as just the second man in history to lead teams to two Final Fours in his first three seasons as a head coach. He was named National Coach of the Year in 1997-98. That season, UNC went 34-4 and Guthridge set the NCAA record for wins by a first-year head coach with 34. He directed UNC to the 1998 Atlantic Coast Conference Tournament championship and was named the ACC Coach of the Year.

He coached 1998 National Player of the Year Antawn Jamison and 1999 NBA Rookie of the Year Vince Carter, both of whom entered the NBA Draft after their junior seasons. In his tenure at UNC, he coached five National Players of the Year, six ACC Players of the Year, five ACC Rookies of the Year and 28 first-team All-ACC players. He also coached 66 players who were selected in the NBA and/or ABA Drafts.


Guthridge was an assistant coach along with Hall of Famer John Thompson under Dean Smith in 1976 when the United States won the Olympic gold medal in Montreal.

In 2013, he was inducted into the N.C. Sports Hall of Fame. He died in May 2015.

HEAD COACHING RECORD
80-28, three seasons

EDUCATION
✓ B.S., Mathematics
Kansas State '60
✓ M.A., Education
Kansas State '63

COACHING HIGHLIGHTS
✓ Won more games (58) in his first two years than any coach in NCAA history and shares the NCAA record for most wins by a three-year coach (80).
✓ Was just the second coach in history to lead teams to two Final Fours in his first three seasons as a head coach.
✓ Was the consensus national coach of the year in 1997-98.
✓ Was a part of 14 Final Fours, including one as a player, 11 as an assistant coach and two as a head coach.



Dan Sears

TAR HEEL COACHING LISTS

Most Games

- 1133 – Dean Smith
- 473 – Roy Williams
- 222 – Frank McGuire
- 165 – Tom Scott
- 136 – Bill Lange

Most Wins

- 879 – Dean Smith
- 365 – Roy Williams
- 164 – Frank McGuire
- 100 – Tom Scott
- 85 – Bill Lange

Highest Winning Percentage (min. 100 games)

- .776 – Dean Smith (879-254)
- .772 – Roy Williams (365-108)
- .741 – Bill Guthridge (80-28)
- .739 – Frank McGuire (164-58)
- .684 – James Ashmore (80-37)

Most ACC Regular-Season Wins

- 364 – Dean Smith
- 155 – Roy Williams
- 84 – Frank McGuire
- 32 – Bill Guthridge
- 23 – Matt Doherty

Year	Overall W-L	Southern Conference W-L	SC Tournament Finish	Writers Poll	Coaches Poll	Postseason Results	Head Coach	Captains
1910-11	7-4						Nat Cartmell	Marvin Ritch
1911-12	4-5						Nat Cartmell	Junius Smith
1912-13	4-7						Nat Cartmell	Ben Edwards
1913-14	10-8						Nat Cartmell	Meb Long
1914-15	6-10						Charles Doak	Meb Long
1915-16	12-6						Charles Doak	John Johnson
1916-17	5-4						Howell Peacock	George Tennent
1917-18	9-3						Howell Peacock	George Tennent
1918-19	9-7						Howell Peacock	Reynolds Cuthbertson
1919-20	7-9						Fred Boye	Billy Carmichael
1920-21	12-8						Fred Boye	Carlyle Shepard
1921-22	15-6	3-3, Tied 7th	Champion				No Coach	Cartwright Carmichael
1922-23	15-1	5-0, Tied 1st	Second Round				No Coach	Monk McDonald
1923-24	26-0	7-0, Tied 1st	Champion				Norman Shepard	Winton Green
1924-25	20-5	8-0, 1st	Champion				Monk McDonald	Jack Cobb
1925-26	20-5	7-0, Tied 1st	Champion				Harlan Sanborn	Bill Dodderer
1926-27	17-7	7-3, 8th	Semifinalist				James Ashmore	Bunn Hackney
1927-28	17-2	8-1, Tied 3rd	Round of 16				James Ashmore	Billy Mackey
1928-29	17-8	12-2, 2nd	Quarterfinalist				James Ashmore	Rufus Hackney, Nap Lufty
1929-30	14-11	4-7, 16th	Round of 16				James Ashmore	Puny Harper
1930-31	15-9	6-6, Tied 9th	Quarterfinalist				James Ashmore	Artie Marpet
1931-32	16-5	6-3, Tied 5th	Finalist				George Shepard	Tom Alexander
1932-33	12-5	5-3, Tied 5th	Semifinalist				George Shepard	Wilmer Hinees
1933-34	18-4	12-2, Tied 2nd	Semifinalist				George Shepard	Dave McCachren
1934-35	23-2	12-1, 1st	Champion				George Shepard	Stewart Aiken
1935-36	21-4	13-3, 2nd	Champion				Walter Skidmore	Jim McCachren
1936-37	18-5	14-3, 2nd	Finalist				Walter Skidmore	Earl Ruth
1937-38	16-5	13-3, 1st	Quarterfinalist				Walter Skidmore	Earl Ruth
1938-39	10-11	8-7, 7th	First Round				Walter Skidmore	Bill McCachren
1939-40	23-3	11-2, 2nd	Champion				Bill Lange	Ben Dilworth
1940-41	19-9	14-1, 1st	Quarterfinalist			NCAA Final 8	Bill Lange	George Glamack, Jim Howard
1941-42	14-9	9-5, 7th	Quarterfinalist				Bill Lange	Bob Rose
1942-43	12-10	8-9, 11th	Did Not Compete				Bill Lange	George McCachren, George Payne
1943-44	17-10	9-1, 1st	Finalist				Bill Lange	Game Captains
1944-45	22-6	11-3, 4th	Champion				Ben Carnevale	Game Captains
1945-46	30-5	13-1, 1st	Semifinalist			NCAA Finalist	Ben Carnevale	Lew Hayworth
1946-47	19-8	10-2, 2nd	Finalist				Tom Scott	Jim Hamilton, Jim White
1947-48	20-7	11-4, 3rd	Semifinalist				Tom Scott	Bob Paxton
1948-49	20-8	13-5, 3rd	Semifinalist				Tom Scott	Dan Nymicz
1949-50	17-12	13-6, 5th	Quarterfinalist				Tom Scott	Nemo Nearman
1950-51	12-15	9-8, 9th	Did Not Compete				Tom Scott	Hugo Kappler, Charlie Thorn
1951-52	12-15	8-11, 11th	Did Not Compete				Tom Scott	Howard Deasy
1952-53	17-10	15-6, 8th	Quarterfinalist				Frank McGuire	Vince Grimaldi, Jack Wallace

SOUTHERN CONFERENCE TOTALS:

43 seasons 304-111 (73.3)

9 Regular-Season Titles, 8 Tournament Championships

1 Helms Foundation national championship (1923-24)

Year	Overall W-L	ACC W-L	ACC Tournament Finish	Writers Poll	Coaches Poll	Postseason Results	Head Coach	Captains
1953-54	11-10	5-6, 5th	Quarterfinalist				Frank McGuire	Game Captains
1954-55	10-11	8-6, Tied 4th	Quarterfinalist				Frank McGuire	Al Lifson, Paul Likens
1955-56	18-5	11-3, Tied 1st	Semifinalist	13th	11th		Frank McGuire	Jerry Vayda
1956-57	32-0	14-0, 1st	Champion	1st	1st	NCAA Champs	Frank McGuire	Lennie Rosenbluth
1957-58	19-7	10-4, Tied 2nd	Finalist	13th	12th		Frank McGuire	Pete Brennan
1958-59	20-5	12-2, Tied 1st	Finalist	9th	6th	NCAA 1st Round	Frank McGuire	Danny Lotz
1959-60	18-6	12-2, Tied 1st	Semifinalist		14th		Frank McGuire	Harvey Salz
1960-61	19-4	12-2, 1st	Did Not Compete	5th	6th		Frank McGuire	Doug Moe, York Larese, Dick Kepley
1961-62	8-9	7-7, Tied 4th	Quarterfinalist				Dean Smith	Jim Hudock
1962-63	15-6	10-4, 3rd	Semifinalist				Dean Smith	Larry Brown, Yogi Poteet
1963-64	12-12	6-8, 5th	Semifinalist				Dean Smith	Mike Cooke, Charlie Shaffer
1964-65	15-9	10-4, Tied 2nd	Quarterfinalist				Dean Smith	Billy Cunningham
1965-66	16-11	8-6, Tied 3rd	Semifinalist				Dean Smith	Bob Bennett, John Yokley
1966-67	26-6	12-2, 1st	Champion	4th	3rd	NCAA 4th Place	Dean Smith	Tom Gauntlett, Bob Lewis
1967-68	28-4	12-2, 1st	Champion	4th	4th	NCAA Finalist	Dean Smith	Larry Miller
1968-69	27-5	12-2, 1st	Champion	4th	2nd	NCAA 4th Place	Dean Smith	Joe Brown, Bill Bunting, Rusty Clark, Dick Grubar, Gerald Tuttle
1969-70	18-9	9-5, Tied 2nd	Quarterfinalist			NIT First Round	Dean Smith	Jim Delany, Eddie Fogler, Charles Scott
1970-71	26-6	11-3, 1st	Finalist	13th	13th	NIT Champion	Dean Smith	Lee Dedmon, Dale Gipple
1971-72	26-5	9-3, 1st	Champion	2nd	2nd	NCAA 3rd Place	Dean Smith	Steve Previs, Dennis Wuycik
1972-73	25-8	8-4, 2nd	First Round	11th	12th	NIT 3rd Place	Dean Smith	Donn Johnston, George Karl
1973-74	22-6	9-3, Tied 2nd	Semifinalist	12th	8th	NIT First Round	Dean Smith	Darrell Elston, Bobby Jones
1974-75	23-8	8-4, Tied 2nd	Champion	9th	10th	NCAA Final 16	Dean Smith	Mickey Bell, Brad Hoffman, Ed Stahl
1975-76	25-4	11-1, 1st	Finalist	8th	6th	NCAA 1st Rd.	Dean Smith	Bill Chambers, Dave Hanners, Mitch Kupchak

Year	Overall W-L	ACC W-L	ACC Tournament Finish	Writers Poll	Coaches Poll	Postseason Results	Head Coach	Captains
1976-77	28-5	9-3, 1st	Champion	5th	3rd	NCAA Finalist	Dean Smith	Bruce Buckley, Woody Coley, Walter Davis, John Kuester, Tommy LaGarde
1977-78	23-8	9-3, 1st	Semifinalist	16th	10th	NCAA 1st Rd.	Dean Smith	Phil Ford, Tom Zaliagiris
1978-79	23-6	9-3, Tied 1st	Champion	9th	3rd	NCAA 2nd Rd.	Dean Smith	Dudley Bradley, Ged Doughton
1979-80	21-8	9-5, Tied 2nd	Semifinalist	15th	15th	NCAA 2nd Rd.	Dean Smith	Dave Colescott, Mike O'Koren, John Virgil, Jeff Wolf, Rich Yonakor
1980-81	29-8	10-4, 2nd	Champion	6th	6th	NCAA Finalist	Dean Smith	Pete Budko, Eric Kenny, Mike Pepper, Al Wood
1981-82	32-2	12-2, Tied 1st	Champion	1st	1st	NCAA Champion	Dean Smith	Jeb Barlow, Jimmy Black, Chris Brust
1982-83	28-8	12-2, Tied 1st	Semifinalist	8th	8th	NCAA Final 8	Dean Smith	Jim Braddock
1983-84	28-3	14-0, 1st	Semifinalist	1st	1st	NCAA Final 16	Dean Smith	Matt Doherty, Cecil Exum, Sam Perkins
1984-85	27-9	9-5, Tied 1st	Finalist	7th	7th	NCAA Final 8	Dean Smith	Buzz Peterson
1985-86	28-6	10-4, 3rd	Quarterfinalist	8th	8th	NCAA Final 16	Dean Smith	Brad Daugherty, Steve Hale
1986-87	32-4	14-0, 1st	Finalist	2nd	3rd	NCAA Final 8	Dean Smith	Kenny Smith, Joe Wolf
1987-88	27-7	11-3, 1st	Finalist	7th	8th	NCAA Final 8	Dean Smith	Joe Jenkins, Ranzino Smith
1988-89	29-8	9-5, Tied 2nd	Champion	5th	4th	NCAA Final 16	Dean Smith	Steve Bucknall, Jeff Lebo
1989-90	21-13	8-6, Tied 3rd	Quarterfinalist			NCAA Final 16	Dean Smith	Kevin Madden, Scott Williams
1990-91	29-6	10-4, 2nd	Champion	4th	4th	NCAA Final 4	Dean Smith	Pete Chilcutt, Rick Fox, King Rice
1991-92	23-10	9-7, 3rd	Finalist	18th	12th	NCAA Final 16	Dean Smith	Hubert Davis
1992-93	34-4	14-2, 1st	Finalist	4th	1st	NCAA Champion	Dean Smith	George Lynch, Henrik Rodl
1993-94	28-7	11-5, 2nd	Champion	1st	9th	NCAA 2nd Rd.	Dean Smith	Eric Montross, Derrick Phelps
1994-95	28-6	12-4, Tied 1st	Finalist	4th	3rd	NCAA Final 4	Dean Smith	Pearce Landry, Pat Sullivan, Donald Williams
1995-96	21-11	10-6, 3rd	Quarterfinalist	25th	24th	NCAA 2nd Rd.	Dean Smith	Dante Calabria
1996-97	28-7	11-5, Tied 2nd	Champion	4th	4th	NCAA Final 4	Dean Smith	Serge Zwikker, Shammond Williams
1997-98	34-4	13-3, 2nd	Champion	1st	3rd	NCAA Final 4	Bill Guthridge	Shammond Williams, Makhtar Ndiaye
1998-99	24-10	10-6, 3rd	Finalist	13th	18th	NCAA 1st Rd.	Bill Guthridge	Ademola Okulaja
1999-00	22-14	9-7, Tied 3rd	Quarterfinalist		11th	NCAA Final 4	Bill Guthridge	Ed Cota
2000-01	26-7	13-3, Tied 1st	Finalist	6th	10th	NCAA 2nd Rd.	Matt Doherty	Brendan Haywood
2001-02	8-20	4-12, Tied 7th	Quarterfinalist				Matt Doherty	Jason Capel, Kris Lang
2002-03	19-16	6-10, Tied 6th	Semifinalist			NIT Quarterfinalist	Matt Doherty	Jonathan Holmes, Will Johnson
2003-04	19-11	8-8, 5th	Quarterfinalist	18th	22nd	NCAA 2nd Rd.	Roy Williams	(no captains selected)
2004-05	33-4	14-2, 1st	Semifinalist	2nd	1st	NCAA Champion	Roy Williams	Jackie Manuel, Melvin Scott, Jawad Williams
2005-06	23-8	12-4, 2nd	Semifinalist	10th	14th	NCAA 2nd Rd.	Roy Williams	David Noel, Byron Sanders
2006-07	31-7	11-5, Tied 1st	Champion	4th	Tied 5th	NCAA Final 8	Roy Williams	Wes Miller, Reyshawn Terry
2007-08	36-3	14-2, 1st	Champion	1st	Tied 3rd	NCAA Final 4	Roy Williams	Quentin Thomas, Marcus Ginyard
2008-09	34-4	13-3, 1st	Semifinalist	2nd	1st	NCAA Champion	Roy Williams	Bobby Frasier, Danny Green, Tyler Hansbrough
2009-10	20-17	5-11, Tied 9th	First Round			NIT Finalist	Roy Williams	Marcus Ginyard, Deon Thompson
2010-11	29-8	14-2, 1st	Finalist	7th	8th	NCAA Final 8	Roy Williams	Justin Knox, Justin Watts, Tyler Zeller
2011-12	32-6	14-2, 1st	Finalist	4th	6th	NCAA Final 8	Roy Williams	Justin Watts, Tyler Zeller
2012-13	25-11	12-6, 3rd	Finalist			NCAA 2nd Rd.	Roy Williams	Dexter Strickland, Reggie Bullock, James Michael McAdoo
2013-14	24-10	13-5, Tied 3rd	Quarterfinalist	19th	21st	NCAA 2nd Rd.	Roy Williams	James Michael McAdoo, Marcus Paige
2014-15	26-12	11-7, 5th	Finalist	15th	12th	NCAA Final 16	Roy Williams	Desmond Hubert, Marcus Paige
2015-16	33-7	14-4, 1st	Champion	3rd	2nd	NCAA Finalist	Roy Williams	Joel James, Brice Johnson, Marcus Paige

Seasons: 106

Overall Record: 2173-774 (.737)

Dean E. Smith Center Record: 378-68 (.848)

ACC Regular-Season Record: 658-263 (.714)

ACC Regular-Season Titles: 30 (1956, 1957, 1959, 1960, 1961, 1967, 1968, 1969, 1971, 1972, 1976, 1977, 1978, 1979, 1982, 1983, 1984, 1985, 1987, 1988, 1993, 1995, 2001, 2005, 2007, 2008, 2009, 2011, 2012, 2016)

ACC Tournament Championships: 18 (1957, 1967, 1968, 1969, 1972, 1975, 1977, 1979, 1981, 1982, 1989, 1991, 1994, 1997, 1998, 2007, 2008, 2016)

ACC Tournament Record: 96-44 (.686)

NCAA Appearances: 47

NCAA Tournament Record: 117-45 (.722)

NCAA Championships: 5 (1957, 1982, 1993, 2005, 2009)

NCAA Final Fours: 19 (1946, 1957, 1967, 1968, 1969, 1972, 1977, 1981, 1982, 1991, 1993, 1995, 1997, 1998, 2000, 2005, 2008, 2009, 2016)

NIT Appearances: 6

NIT Championship: 1 (1971)

Top 25 Media Poll Finishes: 48

Top 25 Coaches Poll Finishes: 50

No. 1 in Final AP Poll: 6 (1957, 1982, 1984, 1994, 1998, 2008)

No. 1 in Final Coaches Poll: 6 (1957, 1982, 1984, 1993, 2005, 2009)

RESULTS IN THE ROY WILLIAMS ERA

(Note: Scores from previous years are available at GoHeels.com)

*Indicates overtime game
**Indicates double-overtime game
***Indicates triple-overtime game

2003-04

Record: 19-11; H: 12-2; A: 4-7; N: 3-2
ACC 8-8, 5th Place
NCAA Second Round
Coach: Roy Williams

N22 Old Dominion (9/-)	H	W	90-64
N24 at Davidson (9/-)	CHAR W		91-68
N29 at Cleveland St. (9/-)	A	W	82-76
ACC-Big Ten Challenge			
D2 Illinois (10/11)	GBO W		88-81
D7 George Mason (10/-)	H	W	115-81
D14 Akron (7/-)	H	W	64-53
D20 Wake Forest (4/14)	H	L***	114-119
D28 UNC Wilmington (9/-)	MYR W		71-54
D30 Coastal Carolina (9/-)	H	W	105-72
J3 at Kentucky (9/8)	A	L	56-61
J7 Miami (12/-)	H	W	89-64
J11 Georgia Tech (12/8)	H	W	103-88
J14 at Maryland (9/-)	A	L	84-90
J17 Connecticut (9/1)	H	W	86-83
J22 at Florida State (7/-)	A	L*	81-90
J24 Virginia (7/-)	H	W	96-77
J28 NC State (12/-)	H	W	68-66
J31 at Clemson (12/-)	A	L	72-81
F5 Duke (17/1)	H	L*	81-83
F7 at Wake Forest (17/16)	A	W	79-73
F10 at Ga. Tech (14/15)	A	L	77-88
F15 Maryland (14/-)	H	W	97-86
F21 Florida State (16/-)	H	W	78-71
F24 at Virginia (12/-)	A	L	72-74
F29 at NC State (12/14)	A	W	71-64
M2 Clemson (14/-)	H	W	69-53
M6 at Duke (14/3)	A	L	65-70
ACC Tournament			
M12 Georgia Tech (16/14)	GBO L		82-83
NCAA South Regional			
M18 Air Force (18/-)	DEN W		63-52
M20 Texas (18/12)	DEN L		75-78

Monogram Winners: Justin Bohlander, Raymond Felton, Damion Grant, Jesse Holley, C.J. Hooker, Jackie Manuel, Sean May, Rashad McCants, Phillip McLamb, Jonathan Miller, David Noel, Damien Price, Byron Sanders, Melvin Scott, Reyshawn Terry, Jawad Williams

2004-05

Record: 33-4; H: 15-0 A: 8-2 N: 10-2
ACC 14-2, 1st Place
NCAA Champion
Coach: Roy Williams

N19 Santa Clara (4/-)	OAK L		66-77
Maui Invitational			
N22 BYU (11/-)	MAUI W		86-50
N23 Tennessee (11/-)	MAUI W		94-81
N24 Iowa (11/-)	MAUI W		106-92
N28 S. California (11/-)	H	W	97-65
ACC-Big Ten Challenge			
D1 Indiana (9/-)	A	W	70-63
D4 Kentucky (9/8)	H	W	91-78
D12 Loyola (8/-)	H	W	109-68
D19 Virginia Tech (5/-)	A	W	85-51
D21 Vermont (4/-)	H	W	93-65
D28 UNC Wilmington (9/-)	H	W	96-75
D30 Cleveland State (4/-)	H	W	107-64
J2 Wm. & Mary (4/-)	H	W	105-66
J8 Maryland (3/22)	H	W	109-75
J12 Georgia Tech (3/8)	H	W	91-69
J15 Wake Forest (3/4)	A	L	82-95
J19 Clemson (6/-)	A	W	77-58
J22 Miami (6/-)	H	W	87-67
J29 Virginia (3/-)	A	W	110-76
F3 NC State (2/-)	H	W	95-71
F6 Florida State (2/-)	A	W	81-60
F9 Duke (2/7)	A	L	70-71
F13 Connecticut (2/19)	HTF W		77-70
F16 Virginia (4/-)	H	W	85-61
F19 Clemson (4/-)	H	W	88-56
F22 NC State (2/-)	A	W	81-71
F27 Maryland (2/-)	A	W	85-83
M3 Florida State (2/-)	H	W	91-76
M6 Duke (2/6)	H	W	75-73
ACC Tournament			
M11 Clemson (2/-)	DC W		88-81
M12 Georgia Tech (2/-)	DC L		75-78
NCAA East Regional			
M18 Oakland (2/-)	CHAR W		96-68
M20 Iowa State (2/-)	CHAR W		92-65
M25 Villanova (2/19)	SYR W		67-66
M27 Wisconsin (2/20)	SYR W		88-82

NCAA Final Four			
A2 Michigan St. (2/15)	STL	W	87-71
A4 Illinois (2/1)	STL	W	75-70

Monogram Winners: Charlie Everett, Raymond Felton, Brooks Foster, Damion Grant, Jesse Holley, C.J. Hooker, Jackie Manuel, Sean May, Rashad McCants, Wes Miller, David Noel, Byron Sanders, Melvin Scott, Reyshawn Terry, Quentin Thomas, Jawad Williams, Marvin Williams

2005-06

Record: 23-8; H: 13-4 A: 8-2 N: 2-2
ACC 12-4, 2nd Place
NCAA Second Round
Coach: Roy Williams

N19 Gardner-Webb	H	W	83-80
N22 Cleveland State	H	W	112-55
N25 UC Santa Barbara	H	W	83-66
N29 Illinois (-/12)	H	L	64-68
D3 Kentucky (-/10)	A	W	83-79
D7 Saint Louis (23/-)	H	W	75-63
D17 Santa Clara (19/-)	H	W	76-58
D21 S. California (17/-)	A	L	59-74
D28 UNC Asheville (23/-)	H	W	89-47
J3 Davidson (25/-)	H	W	82-58
J7 NC State (25/13)	H	W	82-69
J10 Virginia Tech (20/-)	A	W	64-61
J14 Miami (20/-)	H	L	70-81
J19 Virginia (24/-)	A	L	68-72
J22 Florida State (24/-)	A	W	81-80
J25 Boston College (-/20)	H	L	74-81
J28 Arizona	H	W	86-69
F2 Maryland	A	W	77-62
F4 Clemson	H	W	76-61
F7 Duke (23/2)	H	L	83-87
F12 Miami (23/-)	A	W	80-70
F15 Georgia Tech (23/-)	H	W	82-75
F19 Wake Forest (23/-)	A	W	83-72
F22 NC State (21/15)	A	W	95-71
F26 Maryland (21/-)	H	W	81-57
M1 Virginia (13/-)	H	W	99-54
M4 Duke (13/1)	A	W	83-76
ACC Tournament			
M10 Virginia (10/-)	GBO W		79-67
M11 Boston College (10/11)	GBO L		82-85
NCAA East Regional			
M17 Murray State (10/-)	DAY W		69-65
M19 George Mason (10/-)	DAY L		60-65

Monogram Winners: Dewey Burke, Mike Copeland, Bobby Frasier, Marcus Ginyard, Danny Green, Tyler Hansbrough, Wes Miller, David Noel, Will Robinson, Byron Sanders, Reyshawn Terry, Quentin Thomas, Thomas Wilkins, Surry Wood

2006-07

Record: 31-7; H: 16-1 A: 6-4 N: 9-2
ACC 11-5, Tied 1st Place
NCAA Final Eight
Coach: Roy Williams

Preseason NIT Tipoff			
N14 Sacred Heart (2/-)	CHAR W		103-81
N15 Winthrop (2/-)	CHAR W		73-66
N19 Gardner-Webb (2/-)	H	W	103-50
Preseason NIT Tipoff			
N22 Gonzaga (2/-)	NYC L		74-82
N24 Tennessee (2-22)	NYC W		101-87
ACC-Big Ten Challenge			
N29 Ohio State (7/3)	H	W	98-89
D2 Kentucky (7/-)	H	W	75-63
D9 High Point (3/-)	H	W	94-69
D16 UNC Asheville (3/-)	H	W	93-62
D19 Florida Atlantic (2/-)	H	W	105-52
D22 Saint Louis (2/-)	A	W	69-48
D28 Rutgers (2/-)	H	W	87-48
D31 Dayton (2/-)	H	W	81-51
J2 Penn (2/-)	H	W	102-64
J7 Florida State (2/-)	H	W	84-58
J10 Virginia (1/-)	H	W	79-69
J13 Virginia Tech (1/-)	A	L	88-94
J17 Clemson (4/19)	A	W	77-55
J20 Georgia Tech (4/-)	H	W	77-61
J24 Wake Forest (4/-)	A	W	88-60
J27 Arizona (4/17)	A	W	92-64
J31 Miami (3/-)	H	W	105-64
F2 NC State (3/-)	A	L	79-83
F7 Duke (5/16)	A	W	79-73
F10 Wake Forest (5/-)	H	W	104-67
F13 Virginia Tech (4/-)	H	L*	80-81
F17 Boston College (4/-)	A	W	77-72
F21 NC State (5/-)	H	W	83-64
F25 Maryland (5/-)	A	L	87-89
M1 Georgia Tech (8/-)	A	L	77-84
M4 Duke (8/14)	H	W	86-72

ACC Tournament			
M9 Florida State (8/-)	SPF W		73-58
M10 Boston College (8/-)	SPF W		71-56
M11 NC State (8/-)	SPF W		89-80
NCAA East Regional			
M15 Eastern Kentucky (4/-)	W-S W		86-65
M17 Michigan State (4/-)	W-S W		81-67
M23 S. California (4/23)	ERNJ W		74-64
M25 Georgetown (4/8)	ERNJ L*		84-96

Monogram Winners: Dewey Burke, Mike Copeland, Wayne Ellington, Bobby Frasier, Marcus Ginyard, Danny Green, Tyler Hansbrough, Ty Lawson, Wes Miller, Alex Stepheson, Reyshawn Terry, Quentin Thomas, Deon Thompson, Surry Wood, Brandon Wright

2007-08

Record: 36-3; H: 14-2 A: 13-0 N: 9-1
ACC 14-2, 1st Place
NCAA Final Four
Coach: Roy Williams

N14 Davidson (1/-)	A	W	72-68
Las Vegas Invitational			
N18 Iona (1/-)	H	W	107-72
N20 SC State (1/-)	H	W	110-64
N23 Old Dominion (1/-)	LV W		99-82
N24 BYU (1/-)	LV W		73-63
ACC/Big Ten Challenge			
N28 Ohio State (1/-)	A	W	66-55
D1 Kentucky (1/-)	A	W	86-77
D4 Penn (1/-)	A	W	106-71
D16 Rutgers (1/-)	A	W	93-71
D19 Nicholls (1/-)	H	W	88-78
D22 UC Santa Barbara (1/-)	H	W	105-70
D27 Nevada (1/-)	H	W	106-70
D30 Valparaiso (1/-)	H	W	90-58
J2 Kent State (1/-)	H	W	90-61
J6 Clemson (1/19)	A	W*	90-88
J9 UNC Asheville (1/-)	H	W	93-81
J12 NC State (1/-)	H	W	93-62
J16 Georgia Tech (1/-)	A	W	83-82
J19 Maryland (1/-)	H	L	80-82
J23 Miami (5/-)	A	W	98-82
J31 Boston College (4/-)	H	W	91-69
F3 Florida State (4/-)	A	W*	84-73
F6 Duke (3/2)	H	L	78-89
F10 Clemson (3/-)	H	W**	103-93
F12 Virginia (5/-)	A	W	75-74
F16 Virginia Tech (5/-)	H	W	92-53
F20 NC State (3/-)	A	W	84-70
F24 Wake Forest (3/-)	H	W	89-73
M1 Boston College (3/-)	A	W	90-80
M4 Florida State (1/-)	H	W	90-77
M8 Duke (1/6)	A	W	76-68
ACC Tournament			
M14 Florida State (1/-)	CHAR W		82-70
M15 Virginia Tech (1/-)	CHAR W		68-66
M16 Clemson (1/22)	CHAR W		86-81
NCAA East Regional			
M21 Mt. St. Mary's (1/-)	RAL W		113-74
M23 Arkansas (1/-)	RAL W		108-77
M27 Washington St. (1/21)	CHAR W		68-47
M29 Louisville (1/13)	CHAR W		83-73
NCAA Final Four			
A5 Kansas (1/4)	SA L		66-84

Monogram Winners: Marc Campbell, Mike Copeland, Wayne Ellington, Bobby Frasier, Marcus Ginyard, Will Graves, Danny Green, Tyler Hansbrough, Ty Lawson, Greg Little, Patrick Moody, Alex Stepheson, J.B. Tanner, Quentin Thomas, Deon Thompson, Surry Wood, Jack Wooten

2008-09

Record: 34-4; H: 14-1 A: 8-2 N: 12-1
ACC 13-3, 1st Place
NCAA Champion
Coach: Roy Williams

N15 Penn (1/-)	H	W	86-71
N18 Kentucky (1/-)	H	W	77-58
N21 UC Santa Barbara (1/-)	A	W	84-67
EA Sports Maui Invitational			
N24 Chamainade (1/-)	MAUI W		115-70
N25 Oregon (1/-)	MAUI W		98-69
N26 Notre Dame (1/8)	MAUI W		102-87
N30 UNC Asheville (1/-)	H	W	116-48
ACC/Big Ten Challenge			
D3 Michigan State (1/13)	DET W		98-63
D13 Oral Roberts (1/-)	H	W	100-84
D18 Evansville (1/-)	H	W	91-73
D20 Valparaiso (1/-)	CHI W		85-63
D28 Rutgers (1/-)	H	W	97-75
D31 Nevada (1/-)	A	W	84-61
J4 Boston College (1/-)	H	L	78-85
J7 Coll of Charleston (1/-)	H	W	108-70
J11 Wake Forest (3/4)	A	L	89-92
J15 Virginia (5/-)	A	W	83-61

J17 Miami (5/-)	H	W	82-65
J21 Clemson (5/10)	H	W	94-70
J28 Florida State (5/-)	A	W	80-77
J31 NC State (5/-)	A	W	93-76
F3 Maryland (3/-)	H	W	108-91
F7 Virginia (3/-)	H	W	76-61
F11 Duke (3/6)	A	W	101-87
F15 Miami (3/-)	A	W	69-65
F18 NC State (3/-)	H	W	89-80
F21 Maryland (4/3)	A	L*	85-88
F28 Georgia Tech (4/-)	H	W	104-74
M4 Virginia Tech (2/-)	A	W	86-78
M8 Duke (2/7)	H	W	79-71

ACC Tournament
M13 Virginia Tech (1/-) ATL W 79-76
M14 Florida State (1/22) ATL L 70-73

NCAA South Regional
M19 Radford (2/-) GBO W 101-58
M21 LSU (2/21) GBO W 84-70
M27 Gonzaga (2/10) MEM W 98-77
M29 Oklahoma (2/8) MEM W 72-60

ACC/Big Ten Challenge
A4 Villanova (2/11) DET W 83-69
A6 Michigan State (2/7) DET W 89-72

Monogram Winners: Marc Campbell, Mike Copeland, Ed Davis, Larry Drew II, Wayne Ellington, Bobby Frasier, Marcus Ginyard, Will Graves, Danny Green, Tyler Hansbrough, Ty Lawson, Patrick Moody, J.B. Tanner, Deon Thompson, Justin Watts, Jack Wooten, Tyler Zeller

2009-10

Record: 20-17; H: 14-5 A: 4-8 N: 2-4
ACC 5-11, Tied 10th Place
NIT Finalist
Coach: Roy Williams

Coaches vs. Cancer			
N9 FIU (6/-)	H	W	88-72
N11 NC Central (6/-)	H	W	89-42
N15 Valparaiso (6/-)	H	W	88-77
Coaches vs. Cancer			
N19 Ohio State (6/15)	NYC W		77-73
N20 Syracuse (6/-)	NYC L		71-87
N23 Gardner-Webb (11/-)	H	W	93-72
N29 Nevada (11/-)	H	W	80-73
ACC/Big Ten Challenge			
D1 Michigan State (10/9)	H	W	89-82
D5 Kentucky (10/5)	A	L	66-68
D12 Presbyterian (11/-)	H	W	103-64
D19 Texas (10/2)	ARL L		90-103
D22 Marshall (10/-)	H	W	98-61
D28 Rutgers (9/-)	H	W	81-67
D30 Albany (9/-)	H	W	87-70
J4 Coll. of Charleston (9/-)	A	L*	79-82
J10 Virginia Tech (9/-)	H	W	78-64
J13 Clemson (12/24)	A	L	64-83
J16 Georgia Tech (12/20)	H	L	71-73
J20 Wake Forest (12/-)	H	L	69-82
J26 NC State (-/-)	A	W	77-63
J31 Virginia (-/-)	H	L	60-75
F4 Virginia Tech (-/-)	A	L	70-74
F7 Maryland (-/-)	A	L	71-92
F10 Duke (-/8)	H	L	54-64
F13 NC State (-/-)	H	W	74-61
F16 Georgia Tech (-/-)	A	L	51-68
F20 Boston College (-/-)	A	L	67-71
F24 Florida State (-/-)	H	L	67-77
F27 Wake Forest (-/-)	A	W	77-68
M2 Miami (-/-)	H	W	69-62
M6 Duke (-/4)	A	L	50-82
ACC Tournament			
M11 Georgia Tech (-/-)	GBO L		58-62
NIT			
M16 William and Mary (-/-)	H^	W	80-72
M20 Mississippi State (-/-)	A	W	76-74
M23 UAB (-/-)	A	W	60-55
M30 Rhode Island (-/-)	NYC W*		68-67
A1 Dayton (-/-)	NYC L		68-79

^ denotes home game played in Carmichael Arena
Monogram Winners: Marc Campbell, Ed Davis, Larry Drew II, James Gallagher, Marcus Ginyard, Will Graves, John Henson, Leslie McDonald, Terrence Petree, Dexter Strickland, Deon Thompson, Thomas Thornton, Justin Watts, David Wear, Travis Wear, Tyler Zeller

2010-11

Record: 29-8; H: 15-0; A: 7-3; N: 7-5
ACC 14-2, 1st Place
NCAA Final Eight
Coach: Roy Williams

N12 Lipscomb (8/-)	H	W	80-66
EA Sports Puerto Rico Tip-Off			
N18 Hofstra (8/-)	PR	W	107-63
N19 Minnesota (8/-)	PR	L	67-72
N21 Vanderbilt (8/-)	PR	L	65-72
N23 UNC Asheville (25/-)	H	W	80-69
N28 Coll. of Charleston (25/-)	H	W	74-69
ACC/Big Ten Challenge			
N30 Illinois (-/20)	A	L	67-79
D4 Kentucky (-/10)	H	W	75-73
D8 Evansville (-/-)	A	W	76-49
D11 Long Beach State (-/-)	H	W	96-91
D18 Texas (-/22)	GB0	L	76-78
D21 William and Mary (-/-)	H	W	85-60
D28 Rutgers (-/-)	NYC	W	78-55
J2 St. Francis (Pa.) (-/-)	H	W	103-54
J8 Virginia (-/-)	A	W	62-56
J13 Virginia Tech (-/-)	H	W	64-61
J16 Georgia Tech (-/-)	A	L	58-78
J18 Clemson (-/-)	H	W	75-65
J26 Miami (-/-)	A	W	74-71
J29 NC State (-/-)	H	W	84-64
F1 Boston College (23/-)	A	W	106-74
F6 Florida State (23/-)	H	W	89-69
F9 Duke (20/5)	A	L	73-79
F12 Clemson (20/-)	A	W	64-62
F15 Wake Forest (19/-)	H	W	78-64
F19 Boston College (19/-)	H	W	48-46
F23 NC State (19/-)	A	W	75-63
F27 Maryland (19/-)	H	W	87-76
M2 Florida State (13/-)	A	W	72-70
M5 Duke (13/4)	H	W	81-67
ACC Tournament			
M11 Miami (6/-)	GB0	W	61-59
M12 Clemson (6/-)	GB0	W*	92-87
M13 Duke (6/5)	GB0	L	58-75
NCAA East Regional			
M18 Long Island (7/-)	CHAR	W	102-87
M20 Washington (7/23)	CHAR	W	86-83
M25 Marquette (7/-)	NWK	W	81-63
M27 Kentucky (7/11)	NWK	L	69-76

Monogram Winners: Harrison Barnes, Daniel Bolick, Reggie Bullock, Stewart Cooper, Patrick Crouch, Larry Drew II, David Dupont, Van Hatchell, John Henson, D.J. Johnson, Justin Knox, Kendall Marshall, Leslie McDonald, Dexter Strickland, Justin Watts, Tyler Zeller

2011-12

Record: 32-6; H: 17-1; A: 8-2; N: 7-3
ACC 14-2, 1st Place
NCAA Final Eight
Coach: Roy Williams

N11 Michigan State (1/-)	SD	W	67-55
N13 UNC Asheville (1/-)	A	W	91-75
Las Vegas Invitational			
N20 Miss. Valley St (1/-)	H	W	101-75
N22 Tennessee State (1/-)	H	W	102-69
N25 South Carolina (1/-)	LV	W	87-62
N26 UNLV (1/-)	LV	L	80-90
ACC-Big Ten Challenge			
N30 Wisconsin (5/9)	H	W	60-57
D3 Kentucky (5/1)	A	L	72-73
D6 Evansville (4/-)	H	W	97-48
D10 Long Beach St. (4/-)	H	W	84-78
D17 Appalachian St. (5/-)	H	W	97-82
D19 Nicholls (5/-)	H	W	99-49
D21 Texas (5/-)	H	W	82-63
D29 Elon (5/-)	H	W	100-62
J1 Monmouth (5/-)	H	W	102-65
J7 Boston College (3/-)	H	W	83-60
J10 Miami (3/-)	H	W	73-56
J14 Florida State (3/-)	A	L	57-90
J19 Virginia Tech (8/-)	A	W	82-68
J26 NC State (8/-)	H	W	74-55
J29 Georgia Tech (8/-)	H	W	93-81
J31 Wake Forest (5/-)	A	W	68-53
F4 Maryland (5/-)	A	W	83-74
F8 Duke (5/10)	H	L	84-85
F11 Virginia (5/19)	H	W	70-52
F15 Miami (8/-)	A	W	73-64
F18 Clemson (8/-)	H	W	74-52
F22 NC State (7/-)	A	W	86-74
F25 Virginia (7/25)	A	W	54-51
F29 Maryland (6/-)	H	W	88-64
M3 Duke (6/4)	A	W	88-70
ACC Tournament			
M9 Maryland (4/-)	ATL	W	85-69
M10 NC State (4/-)	ATL	W	69-67
M11 Florida State (4/17)	ATL	L	82-85
NCAA Tournament			
M16 Vermont (4/-)	GB0	W	77-58

M18 Creighton (4/19)	GB0	W	87-73
NCAA Midwest Regional			
M23 Ohio (4/-)	STL	W*	73-65
M25 Kansas (4/5)	STL	L	67-80

Monogram Winners: Harrison Barnes, Reggie Bullock, Stewart Cooper, Patrick Crouch, David Dupont, P.J. Hairston, John Henson, Desmond Hubert, Kendall Marshall, James Michael McAdoo, Leslie McDonald, Jackson Simmons, Dexter Strickland, Justin Watts, Stilman White, Tyler Zeller

2012-13

Record: 25-11; H: 14-2; A: 6-6; N: 5-3
ACC 12-6, 3rd Place
NCAA Second Round
Coach: Roy Williams

N9 Gardner-Webb (11/-)	H	W	76-59
N11 Florida Atlantic (11/-)	H	W	80-56
N16 Long Beach St. (11/-)	A	W	78-63
EA Sports Maui Invitational			
N19 Mississippi State (11/-)	MAUI	W	95-49
N20 Butler (9/-)	MAUI	L	71-82
N21 Chaminade (9/-)	MAUI	W	112-70
ACC/Big Ten Challenge			
N27 Indiana (13/1)	A	L	59-83
D1 UAB (13/-)	H	W	102-84
D8 E. Tenn. State (20/-)	H	W	78-55
D15 East Carolina (21/-)	H	W	93-87
D19 Texas (23/-)	A	L	67-85
D22 McNeese State (23/-)	H	W	97-63
D29 UNLV (-/20)	H	W	79-73
J6 Virginia	A	L	52-61
J10 Miami	H	L	59-68
J12 Florida State	A	W	77-72
J19 Maryland	H	W	62-52
J23 Georgia Tech	H	W	79-63
J26 NC State (-/18)	A	L	83-91
J29 Boston College	A	W	82-70
F2 Virginia Tech	H	W*	72-60
F5 Wake Forest	H	W	87-62
F9 Miami (-/8)	A	L	61-87
F13 Duke (-/2)	A	L	68-73
F16 Virginia	H	W	93-81
F19 Georgia Tech	A	W	70-58
F23 NC State	H	W	76-65
F28 Clemson	A	W	68-59
M3 Florida State	H	W	79-58
M6 Maryland	A	W	79-68
M9 Duke (-/3)	H	L	53-69
ACC Tournament			
M15 Florida State	GB0	W	83-62
M16 Maryland	GB0	W	79-76
M17 Miami (-/9)	GB0	L	77-87
NCAA South Regional			
M22 Villanova	KC	W	78-71
M24 Kansas (-/3)	KC	L	58-70

Monogram Winners: Reggie Bullock, Luke Davis, P.J. Hairston, Desmond Hubert, Joel James, Brice Johnson, James Manor, James Michael McAdoo, Leslie McDonald, Wade Moody, Marcus Paige, Denzel Robinson, Jackson Simmons, Dexter Strickland, Frank Tanner, J.P. Tokoto

2013-14

Record: 24-10; H: 15-3; A: 6-5; N: 3-2
ACC 13-5, T-3rd Place;
NCAA Second Round
Coach: Roy Williams

N8 Oakland (12/-)	H	W	84-61
Hall of Fame Tipoff			
N15 Holy Cross (12/-)	H	W	62-54
N17 Belmont (12/-)	H	L	80-83
N23 Richmond (24/-)	UNCAS	W	82-72
N24 Louisville (24/3)	UNCAS	W	93-84
D1 UAB (16/-)	A	L	59-63
ACC-Big Ten Challenge			
D4 Michigan State (-/1)	A	W	79-65
D7 UNCG (-/-)	H	W	81-50
D14 Kentucky (18/11)	H	W	82-77
D18 Texas (14/-)	H	L	83-86
D21 Davidson (14/-)	H	W*	97-85
D27 N. Kentucky (19/-)	H	W	75-60
D31 UNC Wilmington (19/-)	H	W	84-51
J5 Wake Forest (19/-)	A	L	67-73
J8 Miami (-/-)	H	L	57-63
J11 Syracuse (-/2)	A	L	45-57
J18 Boston College (-/-)	H	W	82-71
J20 Virginia (-/-)	A	L	61-76
J26 Clemson (-/-)	H	W	80-61
J29 Georgia Tech (-/-)	A	W	78-65
F1 NC State (-/-)	H	W	84-70
F4 Maryland (-/-)	H	W	75-63
F8 Notre Dame (-/-)	A	W	73-62
F15 Pittsburgh (-/25)	H	W	75-71

F17 Florida State (-/-)	A	W	81-75
F20 Duke (-/5)	H	W	74-66
F22 Wake Forest (-/-)	H	W	105-72
F26 NC State (19/-)	A	W*	85-84
M1 Virginia Tech (19/-)	A	W	60-56
M3 Notre Dame (14/-)	H	W	63-61
M8 Duke (14/4)	A	L	81-93

ACC Tournament
M14 Pittsburgh (15/-) GB0 L 75-80
NCAA Tournament
M21 Providence (19/-) SA W 79-77
M23 Iowa State (19/9) SA L 83-85

Monogram Winners: Nate Britt, Luke Davis, Isaiah Hicks, Desmond Hubert, Joel James, Brice Johnson, James Manor, James Michael McAdoo, Leslie McDonald, Kennedy Meeks, Wade Moody, Marcus Paige, Denzel Robinson, Jackson Simmons, J.P. Tokoto

2014-15

Record: 26-12; H: 10-5; A: 8-4; N: 8-3
ACC 11-7, 5th Place;
NCAA Final 16
Coach: Roy Williams

N14 NC Central (6/-)	H	W	76-60
Battle 4 Atlantis			
N16 Robert Morris (6/-)	H	W	103-59
N22 Davidson (6/-)	A	W	90-72
Battle 4 Atlantis			
N26 Butler (5/-)	BAH	L	66-74
N27 UCLA (5/22)	BAH	W	78-56
N28 Florida (5/18)	BAH	W	75-64
ACC-Big Ten Challenge			
D3 Iowa (12/-)	H	L	55-60
D7 East Carolina (12/-)	H	W	108-64
D13 Kentucky (21/1)	A	L	70-84
D16 UNCG (24/-)	A	W	79-56
CBS Sports Classic			
D20 Ohio State (24/12)	CHI	W	82-74
D27 UAB (20/-)	H	W	89-58
D30 William and Mary (-/19-)	H	W	86-64
J3 Clemson (19/-)	A	W	74-50
J5 Notre Dame (18/13)	H	L	70-71
J10 Louisville (18/5)	H	W	72-71
J14 NC State (15/-)	A	W	81-79
J18 Virginia Tech (15/-)	H	W	68-53
J21 Wake Forest (15/-)	A	W	87-71
J24 Florida State (15/-)	H	W	78-74
J26 Syracuse (13/-)	H	W	93-83
J31 Louisville (13/10)	A	L*	68-78
F2 Virginia (12/3)	H	L	64-75
F7 Boston College (12/-)	A	W	79-68
F14 Pitt (12/-)	A	L	76-89
F18 Duke (15/4)	A	L*	90-92
F21 Georgia Tech (15/-)	H	W	89-60
F24 NC State (15/-)	H	L	46-58
F28 Miami (15/-)	A	W	73-64
M3 Georgia Tech (19/-)	A	W	81-49
M7 Duke (19/3)	H	L	77-84
ACC Tournament			
M11 Boston College (19/-)	GB0	W	81-63
M12 Louisville (19/14)	GB0	W	70-60
M13 Virginia (19/3)	GB0	W	71-67
M14 Notre Dame (19/11)	GB0	L	82-90
NCAA Tournament			
M19 Harvard (15/-)	JAX	W	67-65
M21 Arkansas (15/21)	JAX	W	87-78
NCAA West Regional			
M26 Wisconsin (15/3)	LA	L	72-79

Monogram Winners: Joel Berry II, Nate Britt, Justin Coleman, Spenser Dalton, Luke Davis, Isaiah Hicks, Desmond Hubert, Justin Jackson, Joel James, Brice Johnson, Kennedy Meeks, Marcus Paige, Theo Pinson, Sasha Seymore, Jackson Simmons, J.P. Tokoto, Stilman White

2015-16

Record: 26-12; H: 10-5; A: 8-4; N: 8-3
ACC 11-7, 5th Place;
NCAA Final 16
Coach: Roy Williams

N13 Temple (1/-)	ANN	W	91-67
CBE Hall of Fame Classic			
N15 Fairfield (1/-)	H	W	92-65
N18 Wofford (1/-)	H	W	78-58
N21 Northern Iowa (1/-)	A	L	67-71
CBE Hall of Fame Classic			
N23 Northwestern (9/-)	KC	W	80-69
N24 Kansas State (9/-)	KC	W	80-70
ACC-Big Ten Challenge			
D1 Maryland (9/2)	H	W	89-81
D6 Davidson (9/-)	H	W	98-65
D12 Texas (3/-)	A	L	82-84
D16 Tulane (11/-)	H	W	96-72
CBS Sports Classic			
D19 UCLA (11/22)	BKLN	W	89-76

D21 Appalachian St. (11/-)	H	W	94-70
D28 UNCG (7/-)	H	W	96-63
D30 Clemson (7/-)	H	W	80-69
J2 Georgia Tech (7/-)	H	W	86-78
J4 Florida State (6/-)	A	W	106-90
J9 Syracuse (6/-)	A	W	84-73
J16 NC State (5/-)	H	W	67-55
J20 Wake Forest (2/-)	H	W	83-68
J24 Virginia Tech (2/-)	A	W	75-70
J30 Boston College (2/-)	H	W	89-62
F1 Louisville (2/19)	A	L	65-71
F6 Notre Dame (2/-)	A	L	76-80
F9 Boston College (9/-)	A	W	68-65
F14 Pitt (9/-)	H	W	85-64
F17 Duke (5/20)	H	L	73-74
F20 Miami (5/11)	H	W	96-71
F24 NC State (7/-)	A	W	80-68
F27 Virginia (7/3)	A	L	74-79
F29 Syracuse (8/-)	H	W	75-70
M5 Duke (8/17)	A	W	76-72

Atlantic Coast Conference
M10 Pitt (7/-) DC W 88-71
M11 Notre Dame (7/-) DC W 78-47
M12 Virginia (7/4) DC W 61-57
NCAA Tournament
M17 Fla. Gulf Coast (3/-) RAL W 83-67
M19 Providence (3/-) RAL W 85-66
NCAA East Regional
M25 Indiana (3/14) PHI W 101-86
M27 Notre Dame (3/-) PHI W 88-74
NCAA Final Four
A2 Syracuse (3/-) HOU W 83-66
A4 Villanova (3/6) HOU L 74-77

Monogram Winners: Joel Berry II, Nate Britt, Kanler Coker, Justin Coleman, Spenser Dalton, Toby Egbuna, Isaiah Hicks, Justin Jackson, Joel James, Brice Johnson, Luke Maye, Kennedy Meeks, Marcus Paige, Theo Pinson, Stilman White, Kenny Williams

LEGEND FOR NEUTRAL SITES

- ANN- Annapolis, Md. (Alumni Hall)
- ARL- Arlington, Texas (Cowboys Stadium)
- ATL- Atlanta, Ga. (Georgia Dome, 2009; Phillips Arena 2012)
- BAH- Paradise Island, Bahamas
- BKLN- Brooklyn, N.Y. (Barclays Center)
- CHAR- Charlotte, N.C.
- CHI- Chicago, Ill. (United Center)
- DAY- Dayton, Ohio (Dayton Arena)
- DC- Washington, D.C. (Verizon Center)
- DEN- Denver, Colo. (McNichol Arena/Pepsi Center)
- DET- Detroit, Mich. (Ford Field)
- ERNJ- East Rutherford, N.J. (Meadowlands)
- GB0- Greensboro, N.C. (Greensboro Coliseum)
- HOU- Houston, Texas (NRG Stadium)
- HTF- Hartford, Conn. (Hartford Civic Center)
- JAX- Jacksonville, Fla. (Veterans Memorial Arena)
- KC- Kansas City, Mo. (Sprint Center)
- LA- Los Angeles, Calif. (Staples Center)
- LV- Las Vegas, Nev. (Orleans Center)
- MAUI- Maui, Hawaii (Lahaina Civic Center)
- MEM- Memphis, Tenn. (FedExForum)
- MYR- Myrtle Beach, S.C.
- NWK- Newark, N.J. (Prudential Center)
- NYC- New York, N.Y. (Madison Square Garden)
- OAK- Oakland, Calif. (The Arena)
- PHI- Philadelphia, Pa. (Wells Fargo Center)
- PR- San Juan, Puerto Rico (Coliseo de Puerto Rico)
- RAL- Raleigh, N.C. (PNC Arena)
- SA- San Antonio, Texas (Alamodome, 2008; AT&T Center 2014)
- SD- USS Carl Vinson, San Diego, Calif.
- SFF- Tampa, Fla. (St. Pete Times Forum)
- STL- St. Louis, Mo. (Edward Jones Dome)
- SYR- Syracuse, N.Y. (Carrier Dome)
- UNCAS- Uncasville, Conn. (Mohegan Sun)
- W-S- Winston-Salem, N.C. (Lawrence Joel Coliseum)



Sally Sather

The 1981-82 team spent 11 weeks at No. 1, topping the preseason and final polls and winning the NCAA championship.



Bob Dorman

The Tar Heels started the 2008-09 season at No. 1 and won the NCAA championship.

CAROLINA AND THE AP POLL

- ◆ Since the inception of the Associated Press poll prior to the 1948-49 season, Carolina basketball has been ranked in the AP poll 858 times, more than any school in the nation.
- ◆ Carolina has been ranked in the top 10 of the AP poll for 644 weeks, most in ACC history.
- ◆ The Tar Heels have achieved a top-10 ranking in the AP poll for at least one week in 53 of the poll's 68 seasons, including 47 of the last 50.
- ◆ Carolina has finished in the top 10 of the AP poll 35 times, including 24 of the last 36 years.

THE TAR HEELS AND THE NO. 1 RANKING IN THE AP POLL

- ◆ The Tar Heels have been ranked No. 1 in the AP poll 110 times. That is fourth-best in NCAA history behind UCLA (134), Duke (127) and Kentucky (122).
- ◆ Carolina is 188-31 as the No. 1 team in the AP poll.
- ◆ UNC became the first-ever unanimous preseason No. 1 in the AP poll in 2008-09. The Tar Heels also were ranked No. 1 in the preseason in 2007-08. UNLV (1989-90 and 1990-91) is the only other school to be ranked preseason No. 1 in back-to-back seasons.
- ◆ Carolina has been ranked No. 1 in the final AP poll six times — in 1956-57, 1981-82, 1983-84, 1993-94, 1997-98 and 2007-08.
- ◆ The 2015-16 preseason AP poll marked Carolina's eighth time atop the preseason rankings, more than any school. Duke and Kentucky are second with five preseason No. 1s. UNC was No. 1 in the pre-season AP poll in 1981-82, 1983-84, 1986-87, 1993-94, 2007-08, 2008-09, 2011-12 and 2015-16.
- ◆ The No. 1 ranking in 2015-16 marked the 20th season in which the Tar Heels have reached the No. 1 spot in at least one AP poll. Carolina has been ranked No. 1 by the AP in the following seasons: 1956-57, 1957-58, 1958-59, 1977-78, 1981-82, 1982-83, 1983-84, 1985-86, 1986-87, 1987-88, 1992-93, 1993-94, 1994-95, 1997-98, 2000-01, 2006-07, 2007-08, 2008-09, 2011-12 and 2015-16.
- ◆ Roy Williams has a 50-7 record as head coach at Carolina in 29 weeks as the No. 1 team in the AP poll.
- ◆ Carolina has defeated the No. 1 team in the AP poll 13 times, most in NCAA history.

CAROLINA IN THE AP POLL

Total Polls Ranked	858
Top-10 Rankings	644
Top-5 Rankings	423
Weeks at No. 1	110
Longest Streak of Weeks Ranked	172
Seasons Ranked	59
Seasons With Top-10 Rankings	53
Seasons in Final Top 10	35

CAROLINA AT NO. 1 IN THE ASSOCIATED PRESS POLL

Season	Weeks as No. 1	Record as No. 1
1956-57	8	17-0
1957-58	2	5-1
1958-59	1	1-1
1977-78	1	1-0
1981-82	11	22-1
1982-83	2	4-1
1983-84	16	26-3
1985-86	13	24-3
1986-87	3	5-2
1987-88	1	1-1
1992-93	2	4-1
1993-94	5	6-4
1994-95	6	7-2
1997-98	8	13-3
2000-01	2	2-1
2006-07	1	1-1
2007-08	14	27-2
2008-09	9	14-2
2011-12	3	5-1
2015-16	2	3-1
Total:	110	188-31

Record as No. 1: 188-31

- 1950s:** 23-2
- 1960s:** 0-0
- 1970s:** 1-0
- 1980s:** 82-11
- 1990s:** 30-10
- 2000s:** 44-6
- 2010s:** 8-2

Record as No. 1 vs.:

- Boston College:** 0-2
- Clemson:** 13-1
- Duke:** 8-1
- Florida State:** 3-1
- Georgia Tech:** 9-3
- Maryland:** 9-5
- Miami:** 1-0
- NC State:** 7-3
- Virginia:** 10-1
- Virginia Tech:** 2-1
- Wake Forest:** 9-1

- Home:** 69-7
- Away:** 47-13
- Neutral:** 72-11

ACC Tournament: 13-3

NCAA Tournament: 20-5


Most Consecutive Weeks at No. 1

15 (in 1983-84)

NO. 1 VS. NO. 2

Carolina has played in seven games involving the No. 1 vs. the No. 2 teams in the AP poll, going 7-0 in those games

Date	Result
3/23/57	No. 1 UNC 54, No. 2 Kansas 53 (3 OT)
12/26/81	No. 1 UNC 82, No. 2 Kentucky 69
1/9/82	No. 1 UNC 65, No. 2 Virginia 60
2/4/86	No. 1 UNC 78, No. 2 Ga. Tech 77 (OT)
2/3/94	No. 2 UNC 89, No. 1 Duke 78
2/5/98	No. 2 UNC 97, No. 1 Duke, 73
4/4/05	No. 2 UNC 75, No. 1 Illinois 70



MARCUS PAIGE



BRICE JOHNSON

Overall Record: 33-7 • ACC: 14-4
Home: 15-1 • Away: 6-5 • Neutral: 12-1
ACC Regular Season & Tournament Champion • NCAA Final Four (Runnerup)

DATE	OPPONENT	RESULT	UNC POINTS	UNC REBOUNDS	UNC ASSISTS
Nov. 13	vs. Temple-1	W, 91-67	Meeks 25	Meeks 11	Pinson 5
Nov. 15	Fairfield-2	W, 92-65	Britt 17	Meeks 12	Pinson 8
Nov. 18	Wofford-2	W, 78-58	Three with 16	Johnson 14	Berry, Jackson 4
Nov. 21	at Northern Iowa	L, 67-71	Jackson 25	Meeks 9	Pinson 5
Nov. 23	vs. Northwestern-3	W, 80-69	Jackson 21	Jackson 13	Pinson 8
Nov. 24	vs. Kansas State-3	W, 80-70	Jackson 22	Johnson 10	Jackson 6
Dec. 1	Maryland-4	W, 89-81	Paige 20	Three with 6	Berry, Paige 5
Dec. 6	Davidson	W, 98-65	Britt 17	Meeks 10	Three with 4
Dec. 12	at Texas	L, 82-84	Paige 20	Johnson 6	Paige 3
Dec. 16	Tulane	W, 96-72	Johnson 25	Johnson 10	Berry 9
Dec. 19	vs. UCLA-5	W, 89-76	Johnson 27	Johnson 9	Paige 6
Dec. 21	Appalachian State	W, 94-70	Johnson 22	Johnson 9	Berry 11
Dec. 28	UNCG	W, 96-63	Johnson 16	Johnson 16	Britt 5
Dec. 30	Clemson	W, 80-69	Paige 18	Johnson 9	Berry 4
Jan. 2	Georgia Tech	W, 86-78	Berry 19	Johnson 11	Berry 4
Jan. 4	at Florida State	W, 106-90	Johnson 39	Johnson 23	Paige 5
Jan. 9	at Syracuse	W, 84-73	Hicks 21	Hicks 8	Johnson, Paige 8
Jan. 16	NC State	W, 67-55	Meeks 23	Hicks, Meeks 6	Berry, Britt 4
Jan. 20	Wake Forest	W, 83-68	Johnson 27	Johnson 11	Berry, Jackson 3
Jan. 24	at Virginia Tech	W, 75-70	Johnson 19	Johnson 17	Paige 7
Jan. 30	Boston College	W, 89-62	Johnson 17	Johnson 11	Berry, Pinson 6
Feb. 1	at Louisville	L, 65-71	Jackson 16	Johnson 11	Paige 4
Feb. 6	at Notre Dame	L, 76-80	Paige 21	Johnson 14	Berry 5
Feb. 9	at Boston College	W, 68-65	Jackson 20	Meeks 7	Berry 6
Feb. 14	Pittsburgh	W, 85-64	Johnson 19	Johnson 7	Jackson, Pinson 6
Feb. 17	Duke	L, 73-74	Johnson 29	Johnson 19	Britt 6
Feb. 20	Miami	W, 96-71	Johnson 16	Johnson 15	Jackson 8
Feb. 24	at NC State	W, 80-68	Johnson 22	Johnson 11	Three with 3
Feb. 27	at Virginia	L, 74-79	Berry 21	Johnson 7	Johnson, Paige 4
Feb. 29	Syracuse	W, 75-70	Johnson 14	Johnson 10	Paige 8
March 5	at Duke	W, 76-72	Johnson 18	Johnson 21	Pinson 4
March 10	vs. Pittsburgh-6	W, 88-71	Berry 20	Johnson 10	Pinson 7
March 11	vs. Notre Dame-6	W, 78-47	Paige 16	Hicks 15	Paige 7
March 12	vs. Virginia-6	W, 61-57	Berry 19	Johnson 9	Johnson 5
March 17	vs. Florida Gulf Coast-7	W, 83-67	Johnson 18	Johnson 7	Paige 6
March 19	vs. Providence-7	W, 85-66	Johnson 21	Johnson 10	Hicks, Jackson 3
March 25	vs. Indiana-8	W, 101-86	Johnson 20	Johnson 10	Paige 6
March 27	vs. Notre Dame-8	W, 88-74	Johnson 25	Johnson 12	Berry 8
April 2	vs. Syracuse-9	W, 83-66	Jackson, Johnson 16	Johnson 9	Berry 10
April 4	vs. Villanova-9	L, 74-77	Paige 21	Johnson 8	Paige 6

- 1-Veterans Classic, Annapolis, Md.
- 2-CBE Hall of Fame Classic, Chapel Hill
- 3-CBE Hall of Fame Classic, Kansas City, Mo.
- 4-ACC/Big Ten Challenge, Chapel Hill
- 5-CBS Sports Classic, Brooklyn, N.Y.

- 6-ACC Tournament, Washington, D.C.
- 7-NCAA East Regional, Raleigh, N.C.
- 8-NCAA East Regional, Philadelphia, Pa.
- 9-NCAA Final Four, Houston, Texas

2015-16 CAROLINA STATISTICS

Player	GP-GS	MIN	AVG	Individual						OFF	DEF	REB	AVG	PF	A	TO	BL	ST	PTS	AVG
				FG	FG%	3FG	3FG%	FT	FT%											
Johnson	40-39	1121	28.0	267-435	.614	0-0	—	144-184	.783	115	301	416	10.4	106	58	71	59	43	678	17.0
Berry	40-39	1228	30.7	177-397	.446	68-178	.382	91-105	.867	26	108	134	3.4	89	151	62	9	58	513	12.8
Paige	34-34	1075	31.6	141-354	.398	74-208	.356	72-93	.774	15	71	86	2.5	51	128	42	15	39	428	12.6
Jackson	40-38	1135	28.4	194-416	.466	35-120	.292	64-96	.667	71	85	156	3.9	69	113	42	17	25	487	12.2
Meeks	33-28	679	20.6	131-239	.548	0-0	—	42-61	.689	80	116	196	5.9	74	35	46	34	27	304	9.2
Hicks	40-3	723	18.1	132-215	.614	0-0	—	93-123	.756	79	106	185	4.6	121	27	47	23	20	357	8.9
Britt	39-0	600	15.4	73-190	.384	26-81	.321	40-50	.800	13	44	57	1.5	46	68	34	0	24	181	5.4
Pinson	40-7	747	18.7	59-146	.404	18-62	.290	45-67	.672	43	84	127	3.2	69	115	49	10	24	181	4.5
James	37-10	289	7.8	34-75	.453	0-0	—	12-23	.522	35	49	84	2.3	45	0	15	7	1	80	2.2
Maye	33-0	178	5.4	15-40	.375	2-7	.286	6-14	.429	24	30	54	1.6	26	7	10	3	3	38	1.2
Williams	30-0	122	4.1	8-22	.364	1-13	.077	6-6	1.000	4	7	11	0.4	11	6	1	0	3	23	0.8
Coleman	14-1	17	1.2	1-4	.250	0-2	.000	1-2	.500	0	1	1	0.1	2	1	1	0	0	3	0.2
White	18-0	30	1.7	1-8	.125	0-2	.000	1-2	.500	4	2	6	0.3	5	2	2	0	0	3	0.2
Coker	13-0	16	1.2	1-4	.250	0-2	.000	0-0	—	1	6	7	0.5	2	1	2	0	0	2	0.2
Dalton	18-1	21	1.2	1-9	.111	0-7	.000	0-0	—	1	1	2	0.1	1	0	1	0	0	2	0.1
Egbuna	16-0	19	1.2	0-7	.000	0-3	.000	0-0	—	0	2	2	0.1	1	0	1	0	1	0	0.0
Team										57	43	100				5				
UNC	40	8000		1235-2561	.482	224-685	.327	617-826	.747	568	1056	1624	40.6	718	712	431	177	269	3311	82.8
Opponents	40	8000		993-2385	.416	308-850	.362	505-725	.697	451	829	1280	32.0	734	434	511	122	225	2801	70.0

2015-16 TEAM STATISTICS (GAME-BY-GAME)

	PTS	FG	FG%	1st	2nd	3FG	3FG%	FT	FT%	O-D-REB	PF	A	TO	B	ST
Carolina, W	91	34-67	.507	.486	.531	7-12	.583	16-23	.696	15-34-49	16	17	9	7	6
vs. Temple	67	24-62	.387	.444	.343	9-25	.360	10-17	.588	9-23-32	20	13	8	4	5
Carolina, W	92	33-66	.500	.457	.548	8-23	.348	18-32	.562	14-31-45	20	22	10	3	8
Fairfield	65	23-65	.354	.382	.323	10-35	.286	9-15	.600	15-24-39	24	14	19	2	7
Carolina, W	78	32-62	.516	.485	.552	1-9	.111	13-19	.684	11-31-42	13	13	12	6	11
Wofford	58	23-57	.404	.462	.355	9-24	.375	3-5	.600	5-20-25	17	9	15	0	4
Carolina, L	67	26-58	.448	.424	.480	5-18	.278	10-13	.769	9-31-40	21	17	12	3	3
at Northern Iowa	71	24-57	.421	.357	.483	11-28	.393	12-19	.632	6-24-30	16	10	6	1	8
Carolina, W	80	28-62	.452	.441	.464	7-24	.292	17-19	.895	13-26-39	18	21	9	1	5
vs. Northwestern	69	22-52	.423	.464	.375	9-20	.450	16-19	.842	6-19-25	13	14	12	3	7
Carolina, W	80	29-62	.468	.387	.548	6-20	.300	16-20	.800	12-31-43	20	20	12	8	5
vs. Kansas State	70	25-62	.403	.367	.438	8-16	.500	12-19	.632	10-20-30	22	11	12	1	10
Carolina, W	89	33-62	.532	.548	.516	9-13	.692	14-25	.560	11-21-32	12	22	15	3	13
Maryland	81	30-59	.508	.560	.471	12-26	.462	9-11	.818	8-22-30	21	16	22	6	8
Carolina, W	98	38-75	.507	.500	.514	8-23	.348	14-17	.824	15-37-52	18	21	15	3	7
Davidson	65	23-67	.343	.235	.455	8-31	.258	11-13	.846	7-24-31	16	13	14	4	4
Carolina, L	82	26-50	.520	.542	.500	6-16	.375	24-28	.857	4-23-27	22	10	6	6	5
at Texas	84	29-62	.468	.484	.452	12-24	.500	14-23	.609	16-20-36	23	10	8	3	3
Carolina, W	96	36-72	.500	.514	.486	10-24	.417	14-21	.667	17-26-43	15	30	7	6	8
Tulane	72	30-63	.476	.379	.559	4-17	.235	8-14	.571	11-22-33	17	9	11	5	1
Carolina, W	89	36-69	.522	.424	.611	4-19	.211	13-19	.684	13-23-36	19	19	8	4	7
vs. UCLA	76	29-63	.460	.517	.412	8-17	.471	10-18	.556	16-23-39	16	11	17	1	4
Carolina, W	94	34-72	.472	.484	.463	3-11	.273	23-27	.852	21-26-47	18	22	11	6	6
Appalachian State	70	27-61	.443	.516	.367	8-17	.471	8-13	.615	13-18-31	22	13	19	1	8
Carolina, W	96	36-65	.554	.526	.593	6-19	.316	18-22	.818	16-27-43	14	19	10	0	6
UNCG	63	25-57	.439	.367	.519	9-26	.346	4-11	.364	9-13-22	20	12	15	1	1
Carolina, W	80	32-64	.500	.500	.500	5-13	.385	11-14	.786	15-23-38	19	16	12	3	6
Clemson	69	21-53	.396	.370	.423	7-19	.368	20-26	.769	11-18-29	18	10	13	3	5
Carolina, W	86	30-59	.508	.455	.577	2-12	.167	24-29	.828	9-30-39	18	13	11	4	2
Georgia Tech	78	27-64	.422	.419	.424	7-15	.467	15-19	.789	8-21-29	25	16	9	4	8
Carolina, W	106	38-76	.500	.366	.657	6-17	.353	24-32	.750	18-32-50	28	18	16	7	6
at Florida State	90	28-68	.412	.324	.500	10-20	.500	24-34	.706	11-22-33	22	13	14	3	8
Carolina, W	84	32-61	.525	.424	.643	3-16	.188	17-20	.850	10-23-33	16	24	9	3	8
at Syracuse	73	27-63	.429	.387	.469	9-31	.290	10-12	.833	14-21-35	19	14	13	6	5
Carolina, W	67	25-66	.379	.344	.412	5-20	.250	12-19	.632	21-17-38	15	17	9	7	8
NC State	55	22-55	.400	.464	.333	4-12	.333	7-10	.700	17-20-37	16	7	18	3	4
Carolina, W	83	28-73	.384	.487	.265	3-18	.167	24-34	.706	18-30-48	17	14	10	7	15
Wake Forest	68	27-67	.403	.333	.459	2-18	.111	12-20	.600	16-31-47	24	14	19	5	7
Carolina, W	75	28-74	.378	.366	.394	3-23	.130	16-25	.640	20-28-48	24	13	7	6	11
at Virginia Tech	70	20-50	.400	.320	.480	8-20	.400	22-32	.688	6-27-33	20	11	14	5	4
Carolina, W	89	36-67	.537	.533	.541	6-17	.353	11-22	.500	12-27-39	14	23	11	1	12
Boston College	62	23-52	.442	.500	.400	10-27	.370	6-8	.750	4-24-38	17	10	23	3	5
Carolina, L	65	20-58	.345	.292	.382	3-17	.176	22-29	.759	16-23-39	21	11	16	3	7
at Louisville	71	26-60	.433	.321	.531	5-14	.357	14-21	.667	15-26-41	20	12	15	5	7
Carolina, L	76	27-59	.458	.484	.429	6-12	.500	16-21	.762	15-26-41	27	17	13	5	1
at Notre Dame	80	23-66	.348	.281	.412	3-16	.188	31-38	.816	20-20-40	16	9	2	3	10
Carolina, W	68	27-52	.519	.467	.591	5-16	.313	9-12	.750	6-25-31	19	14	13	3	6
at Boston College	65	22-54	.407	.400	.417	9-24	.375	12-15	.800	8-21-29	16	13	14	0	3
Carolina, W	85	32-54	.593	.556	.630	8-15	.533	13-15	.867	1-28-29	17	26	11	6	10
Pitt	64	25-67	.373	.353	.394	9-21	.429	5-13	.385	19-22-41	14	13	19	2	5
Carolina, L	73	30-70	.429	.500	.344	1-13	.077	12-15	.800	18-28-46	14	17	10	7	1
Duke	74	27-65	.415	.444	.379	7-19	.368	13-16	.812	11-23-34	15	7	7	3	6
Carolina, W	96	39-72	.542	.529	.553	9-20	.450	9-13	.692	19-27-46	20	21	9	5	5
Miami	71	26-59	.424	.353	.520	6-19	.316	15-26	.577	14-15-29	18	9	11	5	5
Carolina, W	80	32-68	.471	.436	.517	4-15	.267	12-15	.800	17-26-43	18	16	8	5	6
at NC State	68	24-65	.369	.344	.394	6-22	.273	14-17	.824	17-19-36	16	7	10	5	5
Carolina, L	74	29-59	.492	.483	.500	9-19	.474	7-13	.538	13-23-36	21	17	13	3	7
at Virginia	79	27-61	.443	.452	.433	7-16	.438	18-21	.857	13-20-33	14	14	8	5	6
Carolina, W	75	28-68	.412	.441	.382	6-25	.240	13-19	.684	19-21-40	18	17	13	3	6
Syracuse	70	23-56	.411	.480	.355	5-20	.250	19-23	.826	12-22-34	19	9	15	2	8
Carolina, W	76	26-73	.356	.441	.282	4-23	.174	20-23	.870	27-37-64	14	15	14	2	5
at Duke	72	25-67	.373	.375	.371	13-34	.382	9-15	.600	8-21-29	17	11	6	2	10
Carolina, W (ACC)	88	33-56	.589	.567	.615	6-14	.429	16-18	.889	8-22-30	16	18	10	7	6
vs. Pitt	71	24-54	.444	.481	.407	5-12	.417	18-25	.720	11-14-25	17	11	12	3	6
Carolina, W (ACC)	78	30-69	.435	.500	.378	6-15	.400	12-19	.632	19-30-49	17	21	10	4	8
vs. Notre Dame	47	15-50	.300	.333	.269	5-19	.263	12-17	.706	7-24-31	18	8	17	3	5
Carolina, W (ACC)	61	24-47	.511	.545	.480	3-12	.250	10-13	.769	5-23-28	10	11	10	2	8
vs. Virginia	57	23-63	.365	.400	.333	8-24	.333	3-3	1.000	16-20-36	10	10	10	3	4
Carolina, W (NCAA)	83	31-73	.425	.412	.436	7-21	.333	14-19	.737	18-23-41	19	13	7	10	8
vs. Florida Gulf Coast	67	25-58	.431	.600	.303	2-11	.182	15-24	.625	15-28-43	19	10	14	5	6
Carolina, W (NCAA)	85	31-59	.525	.452	.607	4-14	.286	19-21	.905	13-29-42	19	12	15	4	5
vs. Providence	66	23-57	.404	.379	.429	6-23	.261	14-23	.609	9-15-24	20	8	11	1	5
Carolina, W (NCAA)	101	32-62	.516	.621	.424	11-20	.550	26-33	.788	15-22-37	22	20	9	5	7
vs. Indiana	86	25-61	.410	.406	.414	13-31	.419	23-26	.885	15-17-32	27	13	12	1	2
Carolina, W (NCAA)	88	32-52	.615	.640	.593	4-13	.308	20-24	.833	13-19-32	17	17	6	1	4
vs. Notre Dame	74	27-49	.551	.583	.520	9-18	.500	11-14	.786	5-10-15	18	9	7	1	3
Carolina, W (NCAA)	83	35-65	.538	.486	.600	4-17	.235	9-11	.818	16-27-43	12	18	12	5	6
vs. Syracuse	66	27-66	.409	.355	.457	8-25	.320	4-13	.308	16-15-31	15	5	10	4	8
Carolina, L (NCAA)	74	27-63	.429	.536	.343	11-17	.647	9-13	.692	16-20-36	20	16	11	3	5
vs. Villanova	77	28-48	.583	.583	.583	8-14	.571	13-17	.765	2-21-23	16	6	10	5	5

CAROLINA	High	Low
Field Goals	39 vs. Miami	20 at Louisville
Field Goal Attempts	76 at Florida State	47 vs. Virginia (ACC)
FG Percentage	.615 vs. Notre Dame (NCAA) (32x52)	.345 at Louisville (20x58)
FG Percentage in a Half	.657, 2nd at Florida State (23x35)	.265, 2nd vs. Wake Forest (9x34)
3-Point Field Goals	11 vs. Indiana, vs. Villanova	1 vs. Wofford, Duke (h)
3-Point Attempts	25 vs. Syracuse (h)	9 vs. Wofford
3-Point Percentage (min. 10 att.)	.692 vs. Maryland (9x13)	.077 vs. Duke (h) (1x13)
Free Throws Made	26 vs. Indiana	7 at Virginia
Free Throw Attempts	34 vs. Wake Forest	11 vs. Syracuse (NCAA)
FT Pct. (min. 10 att.)	.905 vs. Providence (19x21)	.500 vs. Boston College (h) (11x22)
Offensive Rebounds	27 at Duke	1 vs. Pitt
Defensive Rebounds	37 vs. Davidson, at Duke	17 vs. NC State (h)
Total Rebounds	64 at Duke	27 at Texas
Rebound Margin	+35 at Duke (64-29)	-12 vs. Pitt (29-41)
Assists	30 vs. Tulane	10 at Texas
Turnovers	16 at Florida State, at Louisville	6 at Texas, vs. Notre Dame (NCAA)
Blocked Shots	10 vs. Florida Gulf Coast	0 vs. UNCG
Steals	15 vs. Wake Forest	1 at Notre Dame, vs. Duke (h)
Points	106 at Florida State	61 vs. Virginia (ACC)
Points in a Half	65, 2nd at Florida State	26, 2nd at Northern Iowa
Scoring Margin	+33 vs. Davidson (98-65), UNCG (96-33)	-6 at Louisville (65-71)

OPPONENTS	High	Low
Field Goals	30 by Maryland, Tulane	15 by Notre Dame (ACC)
Field Goal Attempts	68 at Florida State	48 by Villanova
FG Percentage	.583 by Villanova (28x48)	.300 by Notre Dame (ACC) (15x50)
FG Percentage in a Half	.600, 1st by Florida Gulf Coast (15x25)	.235, 1st by Davidson (8x34)
3-Point Field Goals	13 at Duke, by Indiana	2 by Wake Forest, by Florida Gulf Coast
3-Point Attempts	35 by Fairfield	11 by Florida Gulf Coast
3-Point Percentage (min. 10 att.)	.571 by Villanova (8x14)	.111 by Wake Forest (2x18)
Free Throws Made	31 at Notre Dame	3 by Wofford, by Virginia (ACC)
Free Throw Attempts	38 at Notre Dame	3 by Virginia (ACC)
FT Pct. (min. 10 att.)	.885 by Indiana (23x26)	.308 by Syracuse (4x13) (NCAA)
Offensive Rebounds	20 at Notre Dame	2 by Villanova
Defensive Rebounds	31 by Wake Forest	10 by Notre Dame (NCAA)
Total Rebounds	47 by Wake Forest	15 by Notre Dame (NCAA)
Assists	16 by Maryland, by Georgia Tech	5 by Syracuse (NCAA)
Turnovers	23 by Boston College (h)	2 at Notre Dame (<i>school record by opponent</i>)
Blocked Shots	6 by Maryland, at Syracuse	0 by Wofford, at Boston College
Steals	10 by Kansas State, at Notre Dame	1 by Tulane, UNCG
Points	90 at Florida State	47 by Notre Dame (ACC)
Points in a Half	53, 2nd at Florida State	22, 1st by Notre Dame (ACC)

INDIVIDUAL BESTS	NORTH CAROLINA	OPPONENTS
Points	39 by Brice Johnson at Florida State	32 by Cat Barber at NC State
Field Goals	14 by Brice Johnson at Florida State	12 by Cat Barber at NC State
Field Goal Attempts	21 by Marcus Paige at Florida State	28 by Grayson Allen at Duke
Field Goal Percentage (min. 10 att.)	.917 by Brice Johnson vs. UCLA (11x12)	.750 by Isaac Hamilton, UCLA (9x12)
3-Point Field Goals	6 by Marcus Paige vs. Indiana	7 by Xavier Rathan-Mayes at Florida State
3-Field Goal Attempts	11 by Joel Berry at Virginia Tech	13 by Marcus Gilbert, Fairfield
3-Point Field Goal Pct (min. 5 made)	.667 by Marcus Paige vs. Indiana (6x9)	.778 by Xavier Rathan-Mayes at Florida State (7x9)
Free Throws Made	11 by Brice Johnson at Florida State, vs. Wake Forest 11 by Isaiah Hicks at Syracuse	12 by Marcus Georges-Hunt, Georgia Tech
Free Throw Attempts	16 by Brice Johnson at Florida State	15 by Marcus Georges-Hunt, Georgia Tech
Free Throw Percentage (min. 5 made)	1.000 by Brice Johnson vs. Providence (7x7)	1.000 by Demetrius Jackson at Notre Dame (9x9)
Offensive Rebounds	12 by Brice Johnson at Duke	8 by Abdul-Malik Abu, NC State (h)
Defensive Rebounds	16 by Brice Johnson at Florida State	9 by Dennis Clifford at Boston College
Total Rebounds	23 by Brice Johnson at Florida State	9 by Zach Auguste, Notre Dame (ACC)
Assists	11 by Joel Berry vs. Appalachian State	14 by Abdul-Malik Abu, NC State (h)
Turnovers	5 by Kennedy Meeks vs. Wofford 5 by Justin Jackson vs. Davidson 5 by Joel Berry vs. Georgia Tech 5 by Brice Johnson at Virginia	12 by Melo Trimble, Maryland
Blocked Shots	8 by Brice Johnson vs. Florida Gulf Coast	8 by Melo Trimble, Maryland
Steals	5 by Justin Jackson vs. Maryland	4 by Robert Carter, Maryland 4 by Tyler Lydon at Syracuse
Minutes Played	37 by Brice Johnson at Florida State, vs. Indiana 37 by Marcus Paige vs. Syracuse (h) 37 by Joel Berry vs. Villanova	4 by Steve Vasturia at Notre Dame 40 by Jordan Roper, Clemson 40 by Damion Lee at Louisville 40 by Demetrius Jackson at Notre Dame 40 by Brandon Ingram, Duke (h) 40 by Grayson Allen, Duke (h) 40 by Brandon Robinson, Pitt (ACC)



2015-16 MISCELLANEOUS STATS

Games as Leading Scorer

	Season/Career
Marcus Paige	7/34
Brice Johnson	19/32
Kennedy Meeks	3/13
Justin Jackson	6/12
Joel Berry II	5/6
Nate Britt	2/2
Isaiah Hicks	1/2

Games as Leading Rebounder

	Season/Career
Brice Johnson	30/53
Kennedy Meeks	8/35
Isaiah Hicks	4/5
Marcus Paige	0/3
Justin Jackson	1/2
Theo Pinson	0/2
Joel James	0/1

Games as Leading in Assists

	Season/Career
Marcus Paige	15/77
Joel Berry II	15/17
Theo Pinson	9/12
Justin Jackson	7/13
Nate Britt	4/10
Brice Johnson	3/4
Isaiah Hicks	1/1
Kennedy Meeks	0/1

Double-Doubles

	Season/Career
Brice Johnson	23/33
Kennedy Meeks	2/12
Justin Jackson	2/2
Joel Berry II	1/1
Isaiah Hicks	1/1
Marcus Paige	0/1

Double-Figure Scoring Games

	Season/Career
Marcus Paige	24/94
Brice Johnson	37/92
Justin Jackson	28/50
Kennedy Meeks	13/46
Joel Berry II	34/35
Isaiah Hicks	19/26
Nate Britt	5/15
Theo Pinson	6/6
Joel James	1/3

30-Point Games

	Season/Career
Marcus Paige	1/3
Brice Johnson	1/1

20-Point Games

	Season/Career
Marcus Paige	5/22
Brice Johnson	10/16
Justin Jackson	4/5
Kennedy Meeks	2/4
Joel Berry II	2/2
Isaiah Hicks	0/1

10-Rebound Games

	Season/Career
Brice Johnson	23/35
Kennedy Meeks	4/19
Justin Jackson	1/1
Isaiah Hicks	1/1

10-Assist Games

	Season/Career
Joel Berry II	2/2
Marcus Paige	0/2

Carolina's Largest Lead in a Win: 38 vs. Miami (led 86-48, won 96-71)

Carolina's Largest Lead in a Loss: 16 at Northern Iowa (led 50-34, lost 67-71)

Carolina's Largest Deficit: 13 at NC State (trailed 10-23, won 80-68)

Carolina's Largest Deficit Overcome to Win: 13 at NC State (trailed 10-23, won 80-68)

Carolina's Largest Halftime Lead: 23 vs. Davidson (47-24)

Carolina's Largest Halftime Deficit: 6 at Boston College (trailed 31-37, won 68-65)

Carolina's Largest Halftime Deficit Overcome to Win: 6 at Boston College (trailed 31-37, won 68-65)

Carolina's Largest Halftime Lead in a Loss: 9 at Northern Iowa (led 41-32, lost 67-71); 9 at Notre Dame (led 39-30, lost 80-76)

CAROLINA'S RECORD WHEN ...

	2015-16	Under Roy Williams
Home	15-1	184-27*
Away	6-5	92-50
Neutral Site	12-1	89-31
UNC Leads at the Half	26-5	297-36
UNC Trails at the Half	3-2	51-68
Tied at the Half	4-0	17-4
Overtime	0-0	20-17
UNC Shoots 50 Percent or Better from the Floor	22-1	176-3
UNC Shoots 40-49.9 Percent from the Floor	7-5	161-56
UNC Shoots Less Than 40 Percent from the Floor	4-1	28-49
Opponents Shoots 50 Percent or Better from the Floor	2-1	20-32
Opponents Shoots 40-49.9 Percent from the Floor	22-5	171-60
Opponents Shoots Less Than 40 Percent from the Floor	9-1	174-16
UNC Has More Rebounds	28-5	303-51
Opponents Have More Rebounds	5-2	52-52
UNC Has More Offensive Rebounds	23-4	223-68
Opponents Have More Offensive Rebounds	7-2	116-34
UNC Commits More Turnovers	8-6	110-55
Opponents Commit More Turnovers	23-1	224-47
UNC Scores 80 or More Points	25-1	238-28
UNC Scores Less Than 80 Points	8-6	127-80
Opponent Scores 80 or More Points	3-2	47-55
Opponent Scores Less Than 80 Points	30-5	318-53
Totals	33-7	365-108

* includes one victory at Carmichael Arena in 2009-10

	2015-16
Joel Berry II scores in double figures	31-3
Brice Johnson scores in double figures	30-7
Brice Johnson scores 20 or more points	9-1
Justin Jackson scores in double figures	23-5
Isaiah Hicks scores in double figures	17-2
Marcus Paige scores in double figures	20-4
Kennedy Meeks scores in double figures	11-2
Theo Pinson scores in double figures	6-0
Nate Britt scores in double figures	5-0
Marcus Paige has 5 or more assists	10-1
Justin Jackson has 5 or more assists	5-0
Theo Pinson has 5 or more assists	6-1
Joel Berry has 5 or more assists	8-1
Joel Berry makes 3 or more 3FGs	7-2
Marcus Paige makes 3 or more 3FGs	10-4
Brice Johnson has a double-double (points & rebounds)	20-3
UNC shoots 50 percent FG in second half	21-2
UNC shoots 50 percent FG in both halves	9-1
UNC attempts 20 or more 3FGs	12-0
Opponents attempt 20 or more 3FGs	20-2
UNC shoots 40 percent or higher 3FG	8-3
UNC shoots under 30 percent 3FG	14-3
UNC makes 7 or more 3FGs	10-2
UNC makes more 3FGs than opponents	8-3
UNC attempts 20 or more FTs	17-3
Opponents attempt 20 or more FTs	9-5
UNC shoots 80 percent FT	14-2
UNC has more second-chance points	26-2
Opponents have more second-chance points	6-5
UNC has more points off turnovers	27-4
Opponents have more points off turnovers	5-3
UNC has 10 or more fastbreak points	23-1
UNC has less than 10 fastbreak points	10-6
UNC has 40 or more points in the paint	24-1
When 2 Tar Heels score in double figures	2-2
When 3 Tar Heels score in double figures	5-2
When 4 Tar Heels score in double figures	10-2
When 5 Tar Heels score in double figures	11-1
When 6 Tar Heels score in double figures	5-0