

CAROLINA

BASKETBALL



Tar Heel Seniors
Brice Johnson,
Joel James and
Marcus Paige

JUNIORS



ISIAH
HICKS

NATE
BRITT

KENNEDY
MEEKS

2015-16 SEASON

Contents	1
This is Carolina Basketball	2-3
2015-16 Roster	4
2015-16 Photo Roster	5
2015-16 Schedule	6
2015-16 Outlook	7

MEET THE TAR HEELS

Justin Coleman	8
Spenser Dalton	8
Kanler Coker	8
Joel James	9-10
Brice Johnson	11-14
Marcus Paige	15-18
Nate Britt	19-20
Isaiah Hicks	21-22
Kennedy Meeks	23-25
Stilman White	26-27
Joel Berry II	28-29
Justin Jackson	30-31
Theo Pinson	32-33
Luke Maye	34
Kenny Williams	35

COACHES & STAFF

Roy Williams	36-47
Steve Robinson	48
C.B. McGrath	49
Hubert Davis	50
Brad Frederick	51
Jonas Sahratian, Eric Hoots, Doug Halverson	52
Jenn Townsend, Support Staff	53

THIS IS CAROLINA BASKETBALL

Academic Excellence	54-55
Carolina: The First State University	56-57
The Rams Club	58-59
Carolina Family	60-61
The Carolina Way	62-63
Why Carolina?	64-65
Fan Support	66-67
Chancellor Carol Folt	68
Athletic Director Bubba Cunningham	68
Carolina in the Community	69
National Exposure	70-71
Sports Illustrated Covers	72
Tar Heels in Broadcasting	73
Basketball Office Complex	74-75
Smith Center Home Court Advantage	76-77
Top-Notch Facilities	78-79
The Dean E. Smith Center	80
Smith Center Records	81
Late Night With Roy	82
Carolina Basketball Museum	83

HISTORY

Carolina Basketball by the Numbers	84-86
Olympians	87
Hall of Famers	88-89
National Players of the Year	90-91
Retired Jerseys	92-95
Jerseys in the Rafters	96-99
Carolina Basketball Timeline	100-107
Dean Smith	108-109
NCAA Tournament Success	110-111
18 Final Fours	112-113
1957 NCAA Champions	114-115
1982 NCAA Champions	116-117
1993 NCAA Champions	118-119
2005 NCAA Champions	120-121
2009 NCAA Champions	122-123
NCAA Tournament History	124-126
NCAA Tournament Results	127-129
NCAA Tournament Team Records	130
NCAA Tournament Individual Records	131
ACC Tournament History	132-135
Fantastic Finishes	136-139
NBA Legacy	140-141
Tar Heels in the NBA	142-143
Harrison Barnes	144
Reggie Bullock	145
Vince Carter	146
Ed Davis	147
Wayne Ellington	148
Raymond Felton	149
Danny Green	150
P.J. Hairston	151
Tyler Hansbrough	152
John Henson	153
Ty Lawson	154
Kendall Marshall	155
James Michael McAdoo	156
Marvin Williams	157
Brandan Wright	158
Tyler Zeller	159
NBA Draft Powerhouse	160-161
NBA Award Winners	162-163
All-Time NBA/Pro Roster	164-165

RECORD BOOK

Team Records: Season	166
Team Records: Single Game	167-168
Scoring Records	169-172
Field Goal Records	173
Three-Point Field Goal Records	174
Free Throw Records	175
Rebounding Records	176
Assist Records	177
Steal Records	178
Blocked Shot Records	179
Miscellaneous Records	180
Top Single-Game Performances	181
Yearly Statistical Leaders	182-183
Annual UNC Team Statistics	184
Annual Opponent Team Statistics	185

Award Winners	186-190
Stats for 1,000-Point Scorers	191
Jersey Numbers	192
All-Time Roster	193-194
Year-by-Year Records	195-196
Scores in the Roy Williams Era	197-198
AP Poll History	199
Frank McGuire	200
Bill Guthridge	200
Coaching Records	200

2014-15 SEASON REVIEW

2014-15 Statistics & Results	201
2014-15 Team Game-by-Game Statistics	202
2014-15 Highs & Lows	203
2014-15 Miscellaneous Statistics	204

Hall of Fame Broadcaster Woody Durham	205
Dean Smith Tribute	206
Bill Guthridge Tribute	207
Media Information	208



The 2015-16 University of North Carolina men's basketball yearbook was published by the UNC Athletic Communications office.

Copies may be purchased by sending a check for \$10 to: UNC Athletic Communications, P.O. Box 3760, Chapel Hill, NC, 27514

Editor: Matt Bowers

Editorial Assistance: Steve Kirschner, Joe Amati (NBA Entertainment), Rachel Brittain, Dana Gelin, Kim Halberg, Matt Hodgkin, Adam Lucas and Stephen Thompson. Thanks to Tony Tucker for designing the Dean Smith and Bill Guthridge tribute pages.

Photography: Head shots by Jeffrey Camarati. Action photos by Camarati except as noted. Photos of NBA players courtesy of NBA Entertainment/Getty Images.

Covers: Designed by Dana Gelin

Cover Photos: *FRONT:* Jeffrey Camarati; *INSIDE FRONT:* Camarati (Hicks cutout, Meeks cutout), Grant Halverson (flag on court), J.D. Lyon Jr. (Hicks) and Peyton Williams (Britt, Britt cutout, Meeks); *INSIDE BACK:* Camarati (Berry cutout, Pinson cutout, Pinson), Robert Crawford (Jackson), Dan Sears (Old Well) and Williams (Berry, Jackson cutout); *BACK:* Posed photo of Barnes, Williams & McAdoo by Lyon; Others by NBA Entertainment/Getty Images

Printing: The Around Campus Group of Chapel Hill, N.C. Special thanks to Anna Bowland.

GOHEELS.COM



@UNC_Basketball



uncbb

Jack Morton





This is Carolina Basketball



Academic Excellence



NBA Success



18 Final Fours



Five NCAA championships



2015-16 PREVIEW
2015-16 ROSTER

ALPHABETICAL

No.	Player	Yr.	Pos.	Ht.	Wt.	Hometown	High School(s)
2	Joel Berry II	So.	G	6-0	195	Apopka, Fla.	Lake Highland Prep (Orlando)
0	Nate Britt	Jr.	G	6-1	175	Upper Marlboro, Md.	Oak Hill Academy (Mouth of Wilson, Va.)/ Gonzaga College High School (Washington, D.C.)
13	Kanler Coker	Jr.	G	6-4	200	Gainesville, Ga.	North Hall/Flowery Branch (Hall County)
31	Justin Coleman	Sr.	G	6-1	185	Raleigh, N.C.	Broughton
43	Spenser Dalton	Sr.	G	6-3	215	Asheville, N.C.	Christ School
4	Isaiah Hicks	Jr.	F	6-9	235	Oxford, N.C.	J.F. Webb
44	Justin Jackson	So.	F/G	6-8	200	Tomball, Texas	Homeschool Christian Youth
42	Joel James	Sr.	F	6-11	280	West Palm Beach, Fla.	Dwyer (Palm Beach Gardens)
11	Brice Johnson	Sr.	F	6-10	230	Orangeburg, S.C.	Edisto (Cordova)
32	Luke Maye	Fr.	F	6-7	230	Huntersville, N.C.	Hough (Cornelius)
3	Kennedy Meeks	Jr.	F	6-10	260	Charlotte, N.C.	West Charlotte
5	Marcus Paige	Sr.	G	6-2	175	Marion, Iowa	Linn-Mar
1	Theo Pinson	So.	F/G	6-6	205	Greensboro, N.C.	Wesleyan Christian Academy (High Point)
30	Stilman White	Jr.	G	6-1	175	Wilmington, N.C.	Hoggard
24	Kenny Williams	Fr.	G	6-4	175	Midlothian, Va.	Bird (Chesterfield)

NUMERICAL

No.	Player	Yr.	Pos.	Ht.	Wt.	Hometown	High School(s)
0	Nate Britt	Jr.	G	6-1	175	Upper Marlboro, Md.	Oak Hill Academy (Mouth of Wilson, Va.)/ Gonzaga College High School (Washington, D.C.)
1	Theo Pinson	So.	F/G	6-6	205	Greensboro, N.C.	Wesleyan Christian Academy (High Point)
2	Joel Berry II	So.	G	6-0	195	Apopka, Fla.	Lake Highland Prep (Orlando)
3	Kennedy Meeks	Jr.	F	6-10	260	Charlotte, N.C.	West Charlotte
4	Isaiah Hicks	Jr.	F	6-9	235	Oxford, N.C.	J.F. Webb
5	Marcus Paige	Sr.	G	6-2	175	Marion, Iowa	Linn-Mar
11	Brice Johnson	Sr.	F	6-10	230	Orangeburg, S.C.	Edisto (Cordova)
13	Kanler Coker	Jr.	G	6-4	200	Gainesville, Ga.	North Hall/Flowery Branch (Hall County)
24	Kenny Williams	Fr.	G	6-4	175	Midlothian, Va.	Bird (Chesterfield)
30	Stilman White	Jr.	G	6-1	175	Wilmington, N.C.	Hoggard
31	Justin Coleman	Sr.	G	6-1	185	Raleigh, N.C.	Broughton
32	Luke Maye	Fr.	F	6-7	230	Huntersville, N.C.	Hough (Cornelius)
42	Joel James	Sr.	F	6-11	280	West Palm Beach, Fla.	Dwyer (Palm Beach Gardens)
43	Spenser Dalton	Sr.	G	6-3	215	Asheville, N.C.	Christ School
44	Justin Jackson	So.	F/G	6-8	200	Tomball, Texas	Homeschool Christian Youth

Head Coach: Roy Williams (13th year at UNC, 28th as head coach)

Assistant Coaches: Steve Robinson, C.B. McGrath, Hubert Davis

Director of Operations: Brad Frederick

Director of Strength and Conditioning: Jonas Sahratian

Assistant to the Athletic Director/Director of Player Development: Eric Hoots

Head Athletic Trainer: Doug Halverson

PRONUNCIATION GUIDE


Apopka	uh-POP-kuh
Joel Berry II	Jole
Isaiah Hicks	I-ZAY-uh
Joel James	joe-ELL
Jonas Sahratian	suh-RAY-shun
Tomball	TOM-bull



2015-16 PREVIEW
2015-16 PHOTO ROSTER




Nate Britt	0
Jr. • G • 6-1 • 175	



Theo Pinson	1
So. • F/G • 6-6 • 205	




Joel Berry II	2
So. • G • 6-0 • 195	



Kennedy Meeks	3
Jr. • F • 6-10 • 260	



Isaiah Hicks	4
Jr. • F • 6-9 • 235	



Marcus Paige	5
Sr. • G • 6-2 • 175	



Brice Johnson	11
Sr. • F • 6-10 • 230	




Kanler Coker	13
Jr. • G • 6-4 • 200	



Kenny Williams	24
Fr. • G • 6-4 • 175	



Stilman White	30
Jr. • G • 6-1 • 175	



Justin Coleman	31
Sr. • G • 6-1 • 185	



Luke Maye	32
Fr. • F • 6-7 • 230	




Joel James	42
Sr. • F • 6-11 • 280	



Spenser Dalton	43
Sr. • G • 6-3 • 215	



Justin Jackson	44
So. • F/G • 6-8 • 200	



Roy Williams	Head Coach
13th Season	



Steve Robinson	Asst. Coach
13th Season	



C.B. McGrath	Asst. Coach
13th Season	



Hubert Davis	Asst. Coach
Fourth Season	



Brad Frederick	Dir. BB Ops.
Third Season	



Jonas Sahratian	Str. & Cond. Coord.
12th Season	



Eric Hoots	Asst. to the A.D.
12th Season	



Doug Halverson	Head Athletic Trainer
Third Season	

2015-16 SCHEDULE

DAY	DATE	OPPONENT/EVENT	SITE	TIME	TV
Fri.	Nov. 6	Guilford (exhibition)	Chapel Hill	7:30 p.m.	GoHeels TV
Veterans Classic					
Fri.	Nov. 13	vs. Temple (Alumni Hall)	Annapolis, Md.	7 p.m.	CBS Sports Network
CBE Hall of Fame Classic					
Sun.	Nov. 15	Fairfield	Chapel Hill	4 p.m.	ESPNU
Wed.	Nov. 18	Wofford	Chapel Hill	7 p.m.	RSN
Sat.	Nov. 21	at Northern Iowa (McLeod Center)	Cedar Falls, Iowa	2 p.m.	TBA
CBE Hall of Fame Classic					
Mon.	Nov. 23	vs. Northwestern (Sprint Center)	Kansas City, Mo.	9:15 p.m.	ESPN2
Tue.	Nov. 24	vs. Kansas State or Missouri (Sprint Center)	Kansas City, Mo.	7:30 or 10 p.m.	ESPN3 or ESPN2
ACC-Big Ten Challenge					
Tue.	Dec. 1	Maryland	Chapel Hill	9:30 p.m.	ESPN
Sun.	Dec. 6	Davidson	Chapel Hill	6 p.m.	ESPNU
Sat.	Dec. 12	at Texas (Erwin Center)	Austin, Texas	5:15 p.m.	ESPN
Wed.	Dec. 16	Tulane	Chapel Hill	7 p.m.	ESPN2
CBS Sports Classic					
Sat.	Dec. 19	vs. UCLA (Barclays Center)	Brooklyn, N.Y.	1 p.m.	CBS
Mon.	Dec. 21	Appalachian State	Chapel Hill	7 p.m.	ESPN2
Mon.	Dec. 28	UNCG	Chapel Hill	6 p.m.	ESPNU
Wed.	Dec. 30	Clemson	Chapel Hill	7 p.m.	ESPN2
Sat.	Jan. 2	Georgia Tech	Chapel Hill	Noon	ACC Network
Mon.	Jan. 4	at Florida State (Tucker Center)	Tallahassee, Fla.	7 p.m.	ESPN
Sat.	Jan. 9	at Syracuse (Carrier Dome)	Syracuse, N.Y.	2 or 8 p.m.	ESPN
Sat.	Jan. 16	NC State	Chapel Hill	Noon	ESPN or ESPN2
Wed.	Jan. 20	Wake Forest	Chapel Hill	7 p.m.	ESPN2
Sun.	Jan. 24	at Virginia Tech (Cassell Coliseum)	Blacksburg, Va.	6:30 p.m.	ESPNU
Sat.	Jan. 30	Boston College	Chapel Hill	4 p.m.	ESPN2
Mon.	Feb. 1	at Louisville (KFC Yum! Center)	Louisville, Ky.	7 p.m.	ESPN
Sat.	Feb. 6	at Notre Dame (Purcell Pavilion)	South Bend, Ind.	2 or 7 p.m.	ESPN or ESPN2
Tue.	Feb. 9	at Boston College (Conte Forum)	Chestnut Hill, Mass.	8 p.m.	ACC Network
Sun.	Feb. 14	Pittsburgh	Chapel Hill	1 p.m.	ACC Network
Wed.	Feb. 17	Duke	Chapel Hill	9 p.m.	ESPN/ACC Network
Sat.	Feb. 20	Miami	Chapel Hill	1 p.m.	CBS
Wed.	Feb. 24	at NC State (RBC Center)	Raleigh, N.C.	8 p.m.	ACC Network
Sat.	Feb. 27	at Virginia (John Paul Jones Arena)	Charlottesville, Va.	TBA	ESPN or ESPN2
Mon.	Feb. 29	Syracuse	Chapel Hill	7 p.m.	ESPN
Sat.	March 5	at Duke (Cameron Indoor Stadium)	Durham, N.C.	TBA	ESPN or ESPN2
Atlantic Coast Conference Tournament (Verizon Center, Washington, D.C.)					
Tue.	March 8	<i>First Round</i> – No. 12 vs. 13 (Noon) & No. 10 vs. 15, (2:30 p.m.), ESPN2/ACCN; No. 11 vs. 14 (7 p.m.), ESPNU/ACCN			
Wed.	March 9	<i>Second Round</i> – No. 8 vs. 9 (Noon), & No. 5 vs. 12/13, (2:30 p.m.), ESPN/ACCN; No. 7 vs. 10/15 (7 p.m.), & No. 6 vs. 11/14 (9:30 p.m.), ESPN2/ACCN			
Thu.	March 10	<i>Quarterfinals</i> – (Noon, 2:30, 7 & 9:30 p.m.), ESPN/ACCN			
Fri.	March 11	<i>Semifinals</i> – (7 & 9:30 p.m.), ESPN or ESPN2/ACCN			
Sat.	March 12	<i>Final</i> – (9 p.m.), ESPN/ACCN			
NCAA Tournament Sites					
First Four: March 15 and 16 – Dayton, Ohio					
First & Second Rounds: March 17 and 19 – Providence, R.I.; Raleigh, N.C.; Des Moines, Iowa; Denver, Colo.; March 18 and 20 – Brooklyn, N.Y.; St. Louis, Mo.; Oklahoma City, Okla.; Spokane, Wash.					
Regionals: March 24 and 26 – Midwest (Chicago, Ill.); West (Anaheim, Calif.); March 25 and 27 – East (Philadelphia, Pa.); South (Louisville, Ky.)					
Final Four: April 2 and 4 – Houston, Texas					

All times Eastern; Home games at the Dean E. Smith Center



UNC is proud of its 20+ year relationship with Nike, which is the exclusive supplier of UNC athletic footwear, apparel and accessory products. Nike provides shoes, uniforms, coaching gear, balls and other equipment to all 28 Tar Heel teams. Nike has given UNC \$2 million for the Chancellor's Academic Enhancement Fund to support faculty.

The Tar Heel men's basketball team wears the Jumpman line, named after UNC's Michael Jordan.

LINEUP BREAKDOWN

STARTERS RETURNING (4)

No. Player	Ht.	Wt.	Cl.	Pos.
3 Kennedy Meeks	6-10	260	Jr.	F
5 Marcus Paige	6-2	175	Sr.	G
11 Brice Johnson	6-10	230	Sr.	F
44 Justin Jackson	6-8	200	So.	F

OTHER LETTERMEN RETURNING (8)

No. Player	Ht.	Wt.	Cl.	Pos.
0 Nate Britt	6-1	175	Jr.	G
1 Theo Pinson	6-6	205	So.	F/G
2 Joel Berry II	6-0	195	So.	G
4 Isaiah Hicks	6-9	235	Jr.	F
30 Stilman White	6-1	175	Jr.	G
31 Justin Coleman	6-1	185	Sr.	G
42 Joel James	6-11	280	Sr.	F
43 Spenser Dalton	6-3	215	Sr.	G

NEWCOMERS (3)

No. Player	Ht.	Wt.	Cl.	Pos.
13 Kanler Coker	6-4	200	Jr.	G
24 Kenny Williams	6-4	175	Fr.	G
32 Luke Maye	6-7	230	Fr.	F

STARTER LOST (1)

No. Player	Ht.	Wt.	Cl.	Pos.
13 J.P. Tokoto	6-6	200	Jr.	G/F

OTHER LETTERMEN LOST (4)

No. Player	Ht.	Wt.	Cl.	Pos.
4 Luke Davis	6-0	178	Sr.	G
14 Desmond Hubert	6-10	225	Sr.	F
21 Jackson Simmons	6-7	225	Sr.	F
24 Sasha Seymore	6-6	220	Sr.	F

RETURNING PRODUCTION

The 2015-16 Tar Heels return over 88 percent of their points (including their top four scorers) and nearly 84 percent of their rebounds from last year.

Carolina's top returnees:

POINTS

Return 88.1 percent (2,602 of 2,953 points)

Marcus Paige	14.1 ppg
Brice Johnson	12.9 ppg
Kennedy Meeks	11.4 ppg
Justin Jackson	10.4 ppg

REBOUNDS

Return 83.8 percent (1,292 of 1,541 rebounds)

Brice Johnson	7.8 rpg
Kennedy Meeks	7.3 rpg
Justin Jackson	3.7 rpg

ASSISTS

Return 74.9 percent (495 of 661 assists)

Marcus Paige	4.5 apg
Justin Jackson	2.3 apg
Joel Berry II	1.5 apg

RETURNING STAT LEADERS

Minutes	Marcus Paige	33.2 mpg
Points	Marcus Paige	14.1 ppg
Field Goals	Brice Johnson	207
Field Goal Pct.	Brice Johnson	.566
3-Pointers	Marcus Paige	94
3-Pt. FG Pct.	Marcus Paige	.395
Free Throws	Marcus Paige	96
FT Pct.	Nate Britt	.882
Rebounds	Brice Johnson	7.8 rpg
Assists	Marcus Paige	4.5 apg
Blocked Shots	Kennedy Meeks	1.2 bpg
Steals	Marcus Paige	1.7 spg

CAROLINA QUICK FACTS

GENERAL INFORMATION

Location	Chapel Hill, N.C.
Founded	1789
Enrollment	18,350 (undergraduate)
Nickname	Tar Heels
School Colors	Carolina Blue & White
Conference	Atlantic Coast
Chancellor	Carol Folt
Athletic Director	Bubba Cunningham
Arena	Dean E. Smith Center (21,750)
2014-15 Record	26-12 (NCAA Sweet 16)
2014-15 ACC Record	11-7 (fifth place)

STAFF

Head Coach	Roy Williams
Record at Carolina	332-101 (12 seasons)
Record Overall	750-202 (27 seasons)
Assistant Coaches	Steve Robinson, C.B. McGrath, Hubert Davis
Director of Basketball Operations	Brad Frederick
Strength & Conditioning Coordinator	Jonas Sahratian
Assistant to the Athletic Director	Eric Hoots
Head Athletic Trainer	Doug Halverson





#31 JUSTIN COLEMAN
Sr. • G • 6-2 • 180
Raleigh, N.C.
(Broughton)

Justin Coleman #31
CAREER

A walk-on in his second season with the varsity squad • A veteran of the Carolina junior varsity program • Played in 10 games in 2014-15 as a junior • Played 19 minutes, finishing the year with one point, three rebounds and three assists • Scored a point on a free throw against Robert Morris on Nov. 16.

PREP

Played for Coach Jeff Ferrell at Broughton High School in Raleigh • Played two years of JV and one of varsity ball at Broughton while missing his junior year due to injury • Served on the student council • Won a Raleigh Sports Club Student-Athlete Scholarship.

PERSONAL

Born Justin Clarence Webster Coleman • Birthday is Sept. 11 • Born in Raleigh, N.C. • Parents are Janine and Clarence Coleman • Majoring in business administration.

Coleman's Career Statistics

Year	G	Min	FG	3FG	Reb	A	Bl	St.	Pts	Avg
2014-15	10	19	0-6	0-4	3	3	0	0	1	0.1



Robert Crawford



#43 SPENSER DALTON
Sr. • G • 6-3 • 205
Asheville, N.C.
(Christ School)

Spenser Dalton #43
CAREER

An Asheville native and walk-on now in his second season with the varsity team after coming up through the junior varsity program • Earned a spot on the varsity prior to the final away game at Georgia Tech on March 3, 2015 • Played in one game vs. Boston College in the ACC Tournament • Practiced with the varsity team at times earlier in 2014-15 due to the squad's injuries to backcourt players.

PREP

Attended the Christ School in Asheville • Played for Coach David Gaines • Played two years of junior varsity basketball, two years of varsity hoops and three years of baseball • Won a state title in basketball in 2011 • Team captain as a senior • Led the varsity in three-point shooting twice • All-conference in baseball • Honor student.

PERSONAL

Is the son of Jim Dalton and Angie Dalton-Wilson • His father played basketball at Mars Hill College • Birthday is Nov. 2 • Majoring in economics.

Dalton's Career Statistics

Year	G	Min	FG	3FG	Reb	A	Bl	St.	Pts	Avg
2014-15	1	1	0-0	0-0	0	0	0	0	0	0.0



J.D. Lyon Jr.



#13 KANLER COKER
Jr. • G • 6-4 • 220
Gainesville, Ga.
(North Hall/
Flowery Branch)

Kanler Coker #13
CAREER

A guard who joined the Tar Heel basketball team during the summer of 2015 • Played two years on the Carolina football team as a quarterback before an elbow injury ended his career on the gridiron • Paying his own way to attend UNC in 2015-16 after becoming a medical non-counter for a football grant-in-aid after his injury • Played in three football games as a backup QB for the Tar Heels (against Virginia and Old Dominion in 2013 and Liberty in 2014).

PREP

Played four years of both basketball and football at North Hall and Flowery Branch High Schools • Played basketball in the Georgia North/South All-Star Game • A top three candidate for the Georgia basketball Gatorade Player of the Year award • Played basketball for Coach Benji Wood at North Hall and Duke Mullis at Flowery Branch.

PERSONAL

Born Kanler Miles Coker in Gainesville, Ga. • Birthday is April 30 • Is the son of Miles and Sharon Coker • His father played football at Georgia Southern • Majoring in communication studies.



Grant Halverson



#42 Joel James

Sr. • F • 6-11 • 280 • West Palm Beach, Fla. • History Major

CAREER

Serves on the NCAA Student-Athlete Advisory Committee, representing the ACC • Has 19 career starts in the post • Has 215 points, 225 rebounds and 23 blocks in 98 career games • Career highs include 11 points vs. Florida Atlantic (11/11/12) and UNCG (12/16/14) and nine rebounds at Long Beach State (11/16/12) • Did not play organized basketball until his sophomore year of high school • Shed 60 pounds during his senior year of high school.

JUNIOR SEASON (2014-15)

Co-recipient of UNC's most improved player award • Scored six or more points 10 times • Averaged 13.5 minutes in the ACC Tournament and 12.8 minutes over the last 13 contests • Started ACC Tournament games against Boston College and Louisville • Scored six points and grabbed four rebounds in 10 first-half minutes at Louisville • Combined for 19 points in consecutive games vs. UNCG and Ohio State • Had eight points against Ohio State in the 82-74 win • Tied his career scor-

ing high with 11 points on 5 of 7 shooting from the floor at UNCG.

SOPHOMORE SEASON (2013-14)

Averaged 2.7 rebounds per game • Made 19 of 49 shots from the floor (.388) and 14 of 18 from the free throw line (.778) • Grabbed four offensive boards vs. UNCG • Carolina's defensive player of the game in the win at #1 Michigan State.

FRESHMAN SEASON (2012-13)

Played in 30 games and made three starts • Averaged 2.3 points and 2.4 rebounds • Scored 24 points in ACC regular-season play • Season-high 11 points and eight boards against Florida Atlantic • Grabbed a season-high nine rebounds at Long Beach • Scored eight points at N.C. State.

PREP

Played for coach Fred Ross at William T. Dwyer High School in Palm Beach Gardens, Fla. • Averaged 15 points, 12.5 rebounds and 2.3 block-ed shots and shot 63 percent

as a senior • Played in the All-American Championship all-star game • Attended the U.S. U-18 national team training camp in Colorado Springs in June 2012 • Won a state championship as a junior • Did not play organized basketball until his sophomore year.

PERSONAL

Joel Njonjo James is the son of Cassandra Brown • Birthday is Jan. 22 • Born in West Palm Beach, Fla. • Majoring in history.

THE JAMES FILE

- **Name:** Joel Njonjo James
- **Birthday:** January 22
- **Birthplace:** West Palm Beach, Fla.
- **Mother:** Cassandra Brown
- **Prep Coach:** Fred Ross

JAMES' CAREER STATISTICS

YEAR	GP-GS	MIN	AVG	FGM-A	PCT	3FGM-A	PCT	FTM-A	PCT	OFF	DEF	REB	AVG	A	TO	B	S	PTS	AVG
2012-13	30-3	281	9.4	30-58	.517	0-0	—	9-16	.563	27	45	72	2.4	6	20	10	7	69	2.3
2013-14	30-13	236	7.9	19-49	.388	0-0	—	14-18	.778	30	51	81	2.7	6	18	4	2	52	1.7
2014-15	38-3	382	10.1	41-91	.451	0-0	—	12-18	.667	25	47	72	1.9	6	20	9	4	94	2.5
TOTALS	98-19	899	9.2	90-198	.455	0-0	—	35-52	.673	82	143	225	2.3	18	58	23	13	215	2.2



James' Career Highs
 • **Points:** 11 vs. Florida Atlantic (11/11/12), at UNCG (12/16/14)
 • **Rebounds:** 9 at Long Beach State (11/16/12)
 • **Blocks:** 2 on several occasions
 • **Steals:** 2 vs. Gardner-Webb (11/9/12)

Joel James, Game-by-Game												
	FG	3FG	FT	REB	PF	PTS	A	TO	B	S	MP	
2012-13												
Gardner-Webb	3-3	0-0	0-0	2-2	4	6	0	4	0	2	28	
Florida Atlantic	4-5	0-0	3-6	4-4	8	2	11	1	2	0	18	
at Long Beach	1-4	0-0	1-2	4-5	3	3	1	0	2	0	22	
vs. Miss. State	1-3	0-0	0-0	2-5	7	3	2	0	0	2	19	
vs. Butler	1-1	0-0	0-0	0-1	1	0	2	0	1	0	11	
vs. Chamaine	1-1	0-0	2-2	2-4	6	2	4	0	1	1	17	
at Indiana	1-4	0-0	0-1	0-2	2	1	2	0	1	0	16	
UAB*	1-3	0-0	0-0	2-1	3	0	2	1	1	1	10	
E Tennessee St*	2-3	0-0	1-1	0-2	2	5	1	1	1	1	20	
East Carolina	1-4	0-0	0-0	0-1	1	0	2	0	0	0	8	
at Texas*	0-0	0-0	0-0	1-0	1	0	0	0	4	1	7	
McNeese State	1-1	0-0	2-2	2-3	5	2	4	0	0	0	10	
UNLV	0-1	0-0	0-0	0-0	2	0	0	0	2	0	3	
at Virginia	0-1	0-0	0-2	0-4	1	0	0	0	2	0	9	
Miami	1-1	0-0	0-0	0-1	1	0	2	0	0	0	4	
at Fla. State	0-1	0-0	0-0	0-1	1	3	0	0	0	0	4	
Maryland	2-5	0-0	0-0	1-0	1	4	0	0	0	0	11	
Georgia Tech	2-3	0-0	0-0	1-0	1	0	4	1	0	2	10	
at NC State	4-5	0-0	0-0	1-1	2	1	8	0	0	0	12	
at Boston College	0-0	0-0	0-0	0-0	0	0	0	0	0	0	2	
Virginia Tech	0-1	0-0	0-0	1-2	3	0	0	0	0	0	6	
Wake Forest	1-3	0-0	0-0	1-4	5	2	2	0	2	0	15	
at Miami	0-1	0-0	0-0	0-0	2	0	0	0	2	0	9	
at Duke											DNP (concussion)	
Virginia											DNP (concussion)	
at Georgia Tech											DNP (concussion)	
NC State											DNP	
at Clemson	0-0	0-0	0-0	0-0	0	0	0	0	1	0	2	
Fla. State	1-1	0-0	0-0	0-0	1	2	0	0	0	0	4	
at Maryland											DNP	
Duke	1-1	0-0	0-0	1-1	2	2	2	0	0	0	4	
vs. FSU (ACC)	0-0	0-0	0-0	0-0	0	1	0	0	0	0	2	
vs. Maryland	1-1	0-0	0-0	1-1	2	0	2	0	0	0	4	
vs. Miami	0-0	0-0	0-0	1-0	1	0	0	0	0	0	5	
vs. Villanova (NCAA)											DNP	
vs. Kansas	0-0	0-0	0-0	0-0	0	0	0	0	0	0	1	
2013-14												
Oakland*	1-3	0-0	2-3	3-5	8	2	4	0	1	0	14	
Holy Cross*	2-3	0-0	0-0	0-2	2	4	0	2	0	0	14	
Belmont*	2-3	0-0	0-0	1-2	3	1	4	0	0	0	11	
vs. Richmond*	1-4	0-0	1-2	2-1	3	0	3	2	1	0	12	
vs. Louisville*	2-4	0-0	1-1	1-5	1	5	0	0	0	0	11	
at UAB*	2-3	0-0	0-0	1-5	1	4	0	0	2	0	18	
at Michigan State*	0-2	0-0	2-2	1-4	5	3	2	0	1	0	16	
UNCG*	3-7	0-0	0-0	4-1	5	3	6	0	1	0	16	
Kentucky*	2-4	0-0	1-2	2-3	5	2	5	0	0	0	13	
Texas*	0-0	0-0	0-0	0-0	0	0	0	0	0	0	0+	
Davidson											DNP (right knee)	
Northern Kentucky											DNP (right knee)	
UNCW											DNP (right knee)	
at Wake Forest											DNP (right knee)	
Miami*	1-1	0-0	2-2	2-3	5	3	4	0	1	0	8	
at Syracuse*	0-2	0-0	0-0	0-3	3	2	0	1	1	0	10	
Boston College	0-1	0-0	0-0	0-1	1	0	0	0	0	0	4	
at Virginia*	0-1	0-0	0-0	2-1	3	1	0	1	2	0	12	
Clemson	0-1	0-0	0-0	2-0	2	3	0	1	1	0	5	
at Georgia Tech	1-3	0-0	0-0	1-3	4	0	2	1	0	0	11	
NC State	0-0	0-0	0-0	0-3	3	1	0	0	0	1	5	
Maryland	0-1	0-0	0-0	0-3	3	0	0	0	1	0	6	
at Notre Dame	0-0	0-0	0-0	0-0	1	0	0	0	0	0	4	
Pitt	0-0	0-0	0-0	1-0	1	0	0	0	1	0	2	
at Florida State	0-1	0-0	0-0	1-1	2	1	0	0	2	0	3	
Duke	0-0	0-0	2-2	0-0	0	2	0	0	0	0	2	
Wake Forest	0-0	0-0	0-0	0-2	3	0	0	0	0	1	11	
at NC State	0-0	0-0	0-0	2-0	2	1	0	0	0	0	3	
at Virginia Tech	0-1	0-0	0-0	1-1	2	0	0	0	1	0	8	
Notre Dame	2-2	0-0	1-1	2-0	2	0	5	0	0	0	14	
at Duke											DNP	
vs. Pitt (ACC)	0-0	0-0	0-1	0-2	1	0	0	0	1	0	3	
vs. Providence (NCAA)	0-1	0-0	0-0	1-0	1	0	0	0	0	0	4	
vs. Iowa St (NCAA)	0-1	0-0	0-0	0-0	0	0	0	0	0	0	3	
2014-15												
NC Central	2-2	0-0	3-3	0-2	2	7	0	1	1	0	7	
Robert Morris	1-2	0-0	0-0	2-4	6	2	2	0	0	1	5	
at Davidson	0-0	0-0	0-0	0-0	1	0	0	0	0	0	2	
vs. Butler	0-0	0-0	0-0	0-0	0	0	0	0	1	0	2	
vs. UCLA*	0-1	0-0	0-2	0-0	0	0	0	0	1	0	15	
vs. Florida	0-0	0-0	0-0	0-0	0	0	0	0	0	1	5	
Iowa	0-2	0-0	0-0	1-0	1	0	0	0	0	0	7	
East Carolina	3-4	0-0	1-2	0-1	4	7	0	0	0	0	10	
at Kentucky	0-2	0-0	2-2	0-1	2	2	0	1	0	0	13	
at UNCG	5-7	0-0	1-2	2-4	1	11	0	0	0	0	16	
vs. Ohio State	3-4	0-0	2-2	0-1	1	8	0	2	1	0	10	
UAB	0-1	0-0	0-0	0-2	2	0	0	0	0	0	12	
William and Mary	0-0	0-0	0-0	0-1	1	0	0	0	0	0	9	
at Clemson	3-6	0-0	0-0	0-2	2	6	0	0	1	0	14	
Notre Dame	0-3	0-0	0-0	1-2	3	0	1	0	0	0	12	
Louisville	1-2	0-0	1-1	1-1	2	3	0	0	1	0	8	
at NC State	0-3	0-0	0-0	0-0	2	0	0	0	1	0	4	
Virginia Tech	0-1	0-0	0-0	1-2	3	2	0	0	1	0	10	
at Wake Forest	1-2	0-0	0-0	0-1	1	0	2	1	0	2	10	
Florida State	0-0	0-0	0-0	0-0	2	0	0	0	0	0	9	
Syracuse	1-3	0-0	0-0	2-0	2	0	2	0	1	0	8	
at Louisville	3-4	0-0	0-0	2-4	1	6	0	0	0	0	11	
Virginia	1-3	0-0	0-0	0-2	2	2	2	1	1	0	10	
at Boston College	0-1	0-0	0-0	0-0	1	0	0	0	0	0	4	
at Pitt	0-0	0-0	0-0	1-0	1	0	0	0	1	0	4	
at Duke	3-4	0-0	0-0	3-5	3	6	0	0	0	0	12	
Georgia Tech	1-4	0-0	0-0	1-2	3	2	2	0	0	0	15	
NC State	0-2	0-0	0-0	0-1	2	0	0	0	1	0	6	
at Miami	2-5	0-0	2-2	0-3	3	6	1	0	0	0	13	
at Georgia Tech	3-6	0-0	0-0	2-1	3	6	0	0	0	0	19	
Duke	1-1	0-0	0-0	0-2	1	2	0	1	0	0	15	
vs. BC (ACC)*	3-7	0-0	0-0	2-1	3	6	0	1	0	0	15	
vs. Louisville (ACC)*	0-3	0-0	0-0	2-4	1	0	2	1	0	0	19	
vs. Virginia (ACC)	0-1	0-0	0-0	0-1	1	0	0	0	3	0	11	
vs. Notre Dame (ACC)	0-0	0-0	0-0	0-1	1	0	0	0	0	0	9	
vs. Harvard (NCAA)	2-2	0-0	0-0	1-2	3	4	0	2	0	0	9	
vs. Arkansas (NCAA)	1-1	0-0	0-2	1-0	1	0	2	0	1	0	9	
vs. Wisconsin (NCAA)	1-2	0-0	0-0	0-1	1	2	0	0	0	0	13	



Brice Johnson
#11

#11 Brice Johnson

Sr. • F • 6-9 • 230 • Orangeburg, S.C. • Exercise & Sport Science Major

JOHNSON'S 2015 HONORS

3rd-team All-ACC
All-ACC Tournament

CAREER

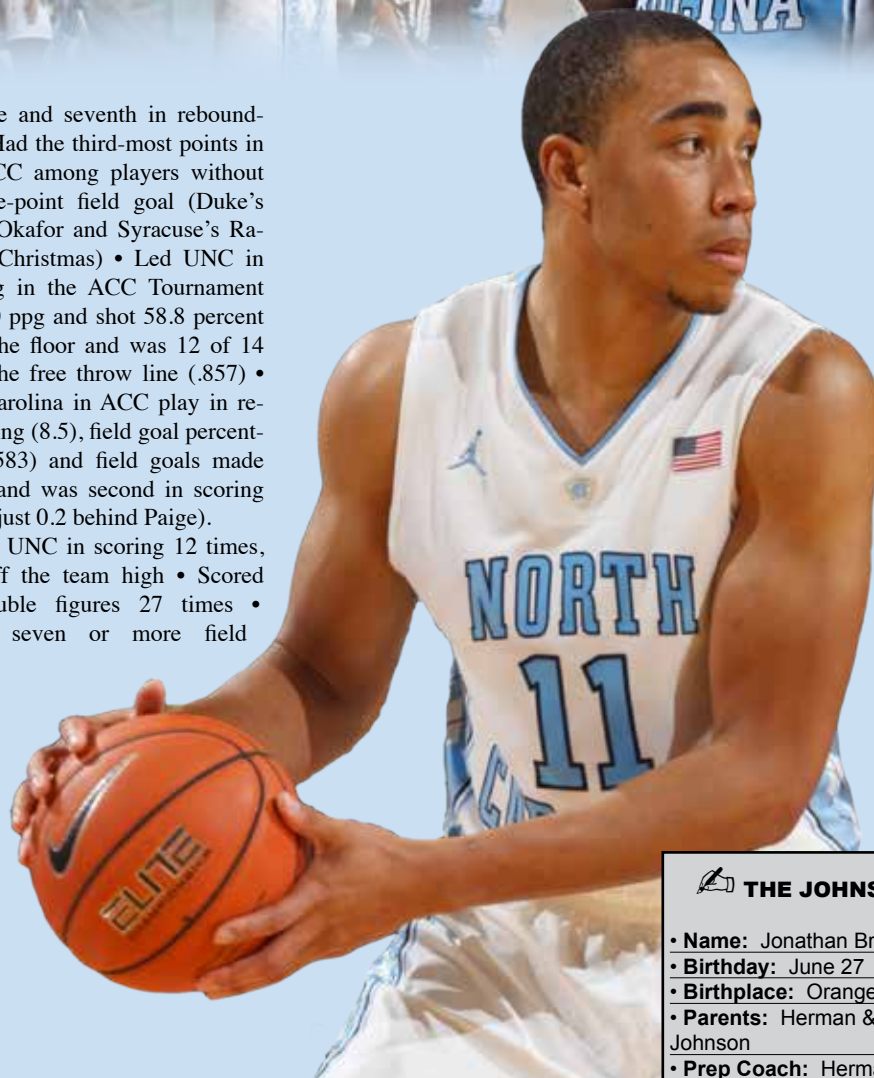
Arrived in Chapel Hill at 187 lbs. and weighed in at 230 this preseason • Has 28 career double-figure scoring games and two double-doubles • Shooting 55.4 percent from the floor in 108 career contests • Scored his 1,000th career point in the ACC Tournament championship game vs. Notre Dame • Is the 72nd Tar Heel and one of two active players (Paige) to score 1,000 • Has scored in double figures 55 times • Ten career double-doubles, including eight as a junior • Career-high 24 points against Richmond as a sophomore and 17 rebounds against East Carolina on Dec. 7, 2014.

JUNIOR SEASON (2014-15)

Third-team All-ACC selection by the coaches and media and first-team All-ACC Tournament • Led UNC in field goal percentage (.566), made field goals (207) and rebounding (7.8) and was second in scoring (12.9) and blocks (4.2) • Was fourth in the ACC in FG per-

centage and seventh in rebounding • Had the third-most points in the ACC among players without a three-point field goal (Duke's Jahliil Okafor and Syracuse's Ra'keem Christmas) • Led UNC in scoring in the ACC Tournament at 18.0 ppg and shot 58.8 percent from the floor and was 12 of 14 from the free throw line (.857) • Led Carolina in ACC play in rebounding (8.5), field goal percentage (.583) and field goals made (102) and was second in scoring (13.3, just 0.2 behind Paige).

Led UNC in scoring 12 times, one off the team high • Scored in double figures 27 times • Made seven or more field



Peyton Williams

THE JOHNSON FILE

- **Name:** Jonathan Brice Johnson
- **Birthday:** June 27
- **Birthplace:** Orangeburg, S.C.
- **Parents:** Herman & Renee Johnson
- **Prep Coach:** Herman Johnson

JOHNSON'S CAREER STATISTICS

YEAR	GP-GS	MIN	AVG	FGM-A	PCT	3FGM-A	PCT	FTM-A	PCT	OFF DEF	REB	AVG	A	TO	B	S	PTS	AVG	
2012-13	36-2	380	10.6	90-176	.511	0-0	—	15-26	.577	33	82	115	3.2	10	19	19	17	195	5.4
2013-14	34-2	661	19.4	150-265	.566	0-0	—	51-82	.622	77	132	209	6.1	30	40	43	25	351	10.3
2014-15	38-37	940	24.7	207-366	.566	0-0	—	78-115	.678	89	206	295	7.8	35	58	42	26	492	12.9
TOTALS	108-41	1981	18.3	447-807	.554	0-0	—	144-223	.646	199	420	619	5.7	75	117	104	68	1038	9.6

MEET THE TAR HEELS BRICE JOHNSON

goals in six of the first 22 games and 11 of the last 16 games.

GAME HIGHLIGHTS

Shared UNC scoring honors in the Sweet 16 vs. Wisconsin with 15 points on 7 of 9 FG shooting • Made 10 of 12 shots from the floor in the ACC championship game win vs. Notre Dame • Scored 18 of his game-high 22 points in the second half vs. Louisville in ACC quarterfinal • Shared UNC scoring honors with 17 points and added nine rebounds in ACC Tourney win over Boston College.

Scored 11 of his 17 points in the first half vs. Duke • Scored his ACC personal best 22 points, including 16 in the second half, and added 11 rebounds, two assists and two steals in the win at Miami • Made 11 of 15 field goals • Had 18 points and 12 rebounds in the OT loss at Duke • Led Carolina with 19 points at Pitt • Was 9 for 14 from the floor and had 20 points and 10 rebounds at Boston College • Finished with 17 points, 11 rebounds and a season-high three blocks in the win over Syracuse • Had 18 points and a game-high 14 rebounds against Florida State • Led UNC with 19 points in win at Wake Forest • Grabbed a game-high 11 boards and added 11 points in win over Louisville.

Went 8 for 10 from the floor and led Carolina with 18 points and added nine rebounds in win over #12 Ohio State • Scored 19 points and grabbed a career-high 17 rebounds against East Carolina • The 17 rebounds were the most by a Tar Heel since Tyler Zeller had 22 against Ohio in 2012.

SOPHOMORE SEASON (2013-14)

Led UNC in field goal percentage and blocks, was second in rebounding and fourth in scoring • Finished third in media voting for the ACC's top sixth man • Won the Brad Daugherty Award for the team's highest field goal percentage and the Brendan Haywood Award for most blocked shots • Reached double figures in scoring 19 times, including 10 of the last 14 outings.

GAME HIGHLIGHTS

Suffered a sprained right ankle with 14:41 to play in the first half

and was unable to return in the loss to Iowa State in the NCAA Tournament • Had two points and two offensive rebounds in just two minutes of action before suffering the injury • Played an outstanding game against Providence in the NCAA second round with 16 points, eight rebounds and four blocked shots.

Had 16 points and six rebounds in loss to Pitt • Had 15 points, a team-high nine rebounds and two steals at Duke • Posted his second career double-double with 14 and 11 in win at Florida State • Blocked a career-high five shots and added 13 points and seven rebounds in win over #25 Pitt • Made all eight shots from the floor and finished with 19 points and seven rebounds vs. Maryland.

PRE-ACC HIGHLIGHTS

Had 14 points, six rebounds and two blocks in win at #1 Michigan State • Earned all-tournament honors at the Hall of Fame Tip-off • Had 13 points in win over #3 Louisville • Scored a career-high 24 points and grabbed a career-best 12 rebounds (first double-double) vs. Richmond.

FRESHMAN SEASON (2012-13)

One of four players to appear in all 36 games • Scored in double figures nine times, but not in the last 21 games • Converted a team-high 51.1 percent from the floor, earning him the Brad Daugherty Award • Was second on the team with 19 blocked shots • Averaged 4.1 points and 2.6 boards in ACC regular season play.

Season-high 16 points on 7 of 8 shooting from the floor in his first start against Chaminade.

PREP

Won Gatorade South Carolina Boys Basketball Player of the Year honors as a junior and senior • Parade All-America • Averaged 25.4 points, 14.3 rebounds, 8.3 blocks and three assists per game as a senior • Led Edisto to a 15-5 record and the second round of the Class 2-A Tournament • Averaged 23 points, 15 rebounds and five blocks in 2011 • Played for his dad at Edisto High School in Cordova, S.C. • Played in the Jordan Brand Classic • Two-time state champion



Grant Halverson

MEET THE TAR HEELS
BRICE JOHNSON

Grant Halverson



Johnson's Career Highs

- **Points:** 24 vs. Richmond (11/23/13)
- **Rebounds:** 17 vs. East Carolina (12/7/14)
- **Assists:** 4 vs. Oakland (11/8/13)
- **Blocks:** 5 vs. Pitt (2/15/14)
- **Steals:** 3 on two occasions

Brice Johnson, Game-by-Game

	FG	3FG	FT	REB	PF	PTS	A	TO	B	S	MP
2012-13											
Gardner-Webb	3-6	0-0	0-0	1-4	5	6	1	0	0	0	12
Florida Atlantic	5-9	0-0	2-3	3-14	3	12	1	1	0	0	12
at Long Beach	5-8	0-0	0-0	2-6	2	10	0	0	1	1	13
vs. Miss. State	1-6	0-0	0-0	2-6	1	2	0	0	2	0	14
vs. Butler	3-3	0-0	0-0	0-1	2	6	0	1	0	1	12
vs. Chamaine*	7-8	0-0	2-3	1-3	0	16	0	1	2	2	19
at Indiana	5-7	0-0	0-0	0-2	2	10	0	2	1	0	16
UAB	5-7	0-0	1-2	1-5	1	11	0	2	2	0	14
E Tennessee St	6-8	0-0	0-0	0-8	2	12	2	1	0	1	15
East Carolina*	2-4	0-0	1-2	0-4	3	5	0	0	1	0	15
at Texas	2-3	0-0	0-0	0-2	1	4	0	0	0	0	6
McNeese State	5-10	0-0	0-0	3-7	1	10	0	0	1	1	14
UNLV	6-8	0-0	0-2	3-14	3	12	0	2	0	3	15
at Virginia	1-2	0-0	0-0	1-2	1	2	1	1	1	1	10
Miami	5-8	0-0	0-1	2-3	2	10	1	1	1	1	18
at Fla. State	2-5	0-0	0-0	0-1	3	4	0	2	0	0	11
Maryland	1-6	0-0	0-0	1-1	1	2	0	0	1	0	8
Georgia Tech	1-5	0-0	2-2	0-5	0	4	2	0	1	0	13
at NC State	3-8	0-0	0-0	3-14	2	6	0	0	1	0	10
at Boston College	3-4	0-0	0-0	1-2	3	6	0	1	1	0	11
Virginia Tech	2-5	0-0	1-1	2-4	1	5	1	0	0	0	11
Wake Forest	3-6	0-0	0-0	0-4	3	6	0	0	0	0	14
at Miami	3-8	0-0	2-2	2-3	2	8	0	0	0	1	13
at Duke	0-2	0-0	0-0	0-1	0	0	0	1	0	0	4
Virginia	3-4	0-0	0-0	1-3	1	6	0	0	0	1	11
at Georgia Tech	1-2	0-0	0-0	0-2	2	2	1	0	0	0	7
NC State	2-4	0-0	0-0	0-1	2	4	0	0	1	0	7
at Clemson	0-2	0-0	2-4	0-0	1	2	0	0	0	0	8
Fla. State	1-2	0-0	0-0	0-1	1	2	0	0	1	0	8
at Maryland	1-3	0-0	2-2	2-3	0	4	0	0	0	1	7
Duke	0-2	0-0	0-2	2-2	2	0	0	1	0	0	8
vs. FSU (ACC)	0-2	0-0	0-0	0-2	2	0	0	0	1	1	8
vs. Maryland	1-3	0-0	0-0	0-1	3	2	0	1	0	2	4
vs. Miami	0-1	0-0	0-0	0-0	1	0	0	0	0	0	2
vs. Villanova (NCAA)	1-2	0-0	0-0	0-1	0	2	0	1	0	0	4
vs. Kansas	1-3	0-0	0-0	0-1	2	2	0	0	0	0	6
2013-14											
Oakland	4-5	0-0	2-2	1-4	3	10	4	2	1	2	17
Holy Cross	6-12	0-0	0-0	1-4	5	12	1	0	2	0	18
Belmont	6-7	0-0	2-5	5-4	3	14	2	3	0	2	22
vs. Richmond	8-15	0-0	8-12	2-10	4	24	1	2	2	0	22
vs. Louisville	6-7	0-0	1-1	1-4	4	13	1	1	2	1	21
at UAB	4-7	0-0	0-0	2-5	3	8	1	1	2	1	16
at Michigan State	6-11	0-2	2-2	4-2	3	14	0	2	2	0	25
UNCG	6-10	0-0	2-3	3-6	2	14	1	1	0	1	20
Kentucky	4-10	0-0	0-2	2-5	4	8	0	0	2	1	24
Texas	3-10	0-0	0-2	3-9	3	6	0	1	0	1	20
Davidson*	1-3	0-0	0-0	2-3	5	2	2	2	2	0	18
Northern Kentucky*	4-8	0-0	1-2	0-4	0	9	0	3	3	0	20
UNCW	6-11	0-0	2-2	2-5	1	14	3	0	1	2	20
at Wake Forest	6-12	0-0	0-0	5-4	2	12	0	1	0	1	18
Miami	3-8	0-0	2-2	5-1	3	8	1	1	1	1	21
at Syracuse	1-3	0-0	0-0	1-3	1	2	2	2	1	0	13
Boston College	4-7	0-0	0-0	2-3	3	8	0	1	0	2	21
at Virginia	2-4	0-0	1-2	2-4	1	5	3	1	1	0	23
Clemson	1-4	0-0	1-1	1-4	3	3	0	1	1	0	13
at Georgia Tech	4-10	0-0	0-0	1-2	3	8	2	0	2	0	18
NC State	3-7	0-0	4-4	4-7	3	10	0	0	1	0	19
Maryland	8-8	0-0	3-6	2-5	1	19	1	0	1	1	22
at Notre Dame	4-7	0-0	2-2	3-1	2	10	1	0	2	3	21
Pitt	3-6	0-0	7-10	1-6	4	13	1	0	5	0	24
at Florida State	6-8	0-0	2-5	2-9	5	14	1	2	2	0	21
Duke	1-2	0-0	3-4	1-5	5	5	1	2	0	0	14
Wake Forest	7-9	0-0	0-0	2-3	2	14	0	4	0	1	21
at NC State	5-8	0-0	0-2	2-2	4	10	0	2	1	0	23
at Virginia Tech	1-6	0-0	2-3	2-2	0	4	0	0	0	0	12
Notre Dame	4-9	0-0	1-3	1-3	2	9	0	1	0	1	21
at Duke	7-9	0-0	1-3	3-6	4	15	0	2	1	2	27
vs. Pitt (ACC)	8-9	0-0	0-0	3-6	3	16	0	0	1	1	21
vs. Providence (NCAA)	7-11	0-0	2-2	4-8	3	16	1	2	4	0	21
vs. Iowa St (NCAA)	1-2	0-0	0-0	2-2	1	2	0	0	0	0	2
2014-15											
NC Central*	4-6	0-0	4-6	2-6	4	12	0	0	2	1	18
Robert Morris*	10-15	0-0	3-3	2-6	1	23	3	0	1	2	21
at Davidson*	4-8	0-0	1-2	3-4	5	9	1	3	2	0	15
vs. Butler*	4-9	0-0	3-4	3-2	3	11	1	5	1	1	25
vs. UCLA	1-5	0-0	2-2	0-3	3	4	0	2	0	2	22
vs. Florida*	3-7	0-0	4-9	2-5	3	10	1	1	2	2	26
Iowa*	1-7	0-0	0-0	3-1	4	2	0	1	0	0	12
East Carolina*	9-15	0-0	1-2	6-11	2	19	0	3	1	1	23
at Kentucky*	7-12	0-0	1-2	3-1	2	15	0	1	0	1	24
at UNCG*	4-7	0-0	0-1	2-3	4	8	1	4	1	1	20
vs. Ohio State*	8-10	0-0	2-2	1-8	2	18	0	0	1	1	28
UAB*	5-7	0-0	1-2	3-4	4	11	0	3	2	0	21
William and Mary*	4-8	0-0	1-2	1-7	3	9	2	3	1	1	23
at Clemson*	5-8	0-0	0-0	2-6	4	10	0	1	2	0	19
Notre Dame*	3-11	0-0	3-4	3-2	2	9	1	1	0	0	27
Louisville*	5-11	0-0	1-2	3-8	3	11	2	1	0	1	26
at NC State*	4-7	0-0	2-2	2-5	5	10	0	1	1	1	18
Virginia Tech*	5-9	0-0	2-4	6-5	1	12	1	1	1	1	25
at Wake Forest*	8-11	0-0	3-4	0-6	3	19	3	3	0	2	31
Florida State*	7-9	0-0	4-7	4-10	3	18	0	2	0	0	23
Syracuse*	6-6	0-0	5-8	1-10	2	17	1	3	3	0	29
at Louisville*	1-2	0-0	0-2	0-10	5	2	1	1	0	0	22
Virginia*	7-14	0-0	0-0	2-6	1	14	1	0	3	1	26
at Boston College*	9-14	0-0	2-2	5-10	3	20	0	2	2	0	34
at Pitt*	7-11	0-0	5-7	1-2	3	19	1	1	0	0	28
at Duke*	7-10	0-0	4-5	5-7	5	18	1	1	1	0	24
Georgia Tech*	7-10	0-0	2-2	1-4	5	16	0	0	1	0	20
NC State*	1-6	0-0	2-3	2-5	1	4	1	1	3	0	24
at Miami*	11-15	0-0	0-1	3-8	1	22	2	0	0	2	30
at Georgia Tech*	1-9	0-0	0-0	1-8	2	2	0	0	4	0	29
Duke*	8-12	0-0	1-1	2-5	3	17	0	2	2	0	30
vs. BC (ACC)*	8-17	0-0	1-1	2-7	2	17	1	0	0	1	34
vs. Louisville (ACC)*	7-15	0-0	8-9	2-5	2	22	2	2	1	0	28
vs. Virginia (ACC)*	5-7	0-0	3-4	1-6	3	13	3	3	0	1	29
vs. Notre Dame (ACC)*	10-12	0-0	0-0	3-1	4	20	2	2	0	0	32
vs. Harvard (NCAA)*	2-7	0-0	3-4	2-5	4	7	0	3	1	0	22
vs. Arkansas (NCAA)*	2-8	0-0	3-4	4-9	5	7	3	1	2	2	29
vs. Wisconsin (NCAA)*	7-9	0-0	1-2	1-3	4	15	0	0	1	0	22

MEET THE TAR HEELS BRICE JOHNSON

in the high jump • Also played one year as a wide receiver • Member of the National Honor Society and Fellowship of Christian Athletes.

PERSONAL

Born Jonathan Brice Johnson • Birthday is June 27 • Born in Orangeburg, S.C. • Son of Herman and Renee Johnson • Majoring in exercise and sport science in the sport administration program.

Grant Halverson



SEEKING CONSISTENCY



by Adam Lucas, GoHeels.com

Brice Johnson's on-court exchanges with Roy Williams are a familiar sight to Carolina basketball fans. Sometimes the emotional senior needs to be reminded to get back on defense. Occasionally his memory might need to be refreshed about a defensive assignment.

Sometimes, however, his more subtle interactions with the head coach lead to points—lots and lots of points.

Such was the case in Carolina's NCAA Tournament loss to Wisconsin. During a timeout, Johnson made a simple suggestion, saying he believed a particular offensive set might work well against the Badgers. Williams listened to Johnson's idea, and the Tar Heels proceeded to get points on that exact set in three subsequent trips down the floor.

"Coach Williams is right almost all of the time," Johnson says. "But sometimes I feel like because of what I'm able to see on the court, I might know something that we could try. When I was a freshman, most of the time those things didn't work out, and I was like, 'Well, he was right.' But as I've gotten older, I feel like I've gotten a better idea of what might help us in the flow of the game."

That's what happened against Wisconsin. Johnson shot seven-of-nine from the field and finished with 15 points, partially thanks to his suggestion that generated some offense.

The South Carolina native has always been able to score. His soft touch is more like a guard's, often creating friendly rolls when he's able to get the ball to the rim. Johnson shot a team-leading 58.3 percent in league games last season and finished the year fourth in the conference in field goal percentage. Quietly, he finished with the third-most points in the ACC among players without a three-point field goal.

Over his time in Chapel Hill, he's learned to complement that scoring touch with the type of game Williams wants his big men to play. That's how Johnson finished last year with double-digit rebounds in nine of his final 23 games (including 13 against a physical Arkansas team in the NCAA Tournament) after getting 10+ boards just three times in his first 85 games as a Tar Heel.

His first-team All-Tournament performance in the ACC Tournament was highlighted by a 22-point, seven-rebound showing against Louisville's Montrezl Harrell, one of the most formidable post players in the conference.

He's improved in every season in Chapel Hill, and last summer's opportunity to play pickup games against John Henson should help.

Being forced to guard Henson reminded Johnson just how devastating a few of the moves in Johnson's vast offensive arsenal can be. Henson developed an almost unstoppable jump hook during his tenure at Carolina.

"I had to guard that jump hook," Johnson says. "It's nearly impossible to stop it. When you're shooting it well, you jump up as high as you can and throw it in the basket, and it's hard to block because not many guys can get off the floor to block that shot. It's one of the most effective post moves you can have."

Johnson has it, along with multiple other ways to score. He spent the summer working on offensive counter moves, and he'll go into his senior season as the 72nd Tar Heel to score 1,000 career points.

"This has been a learning experience for me," he says. "And as I've gotten more used to it, things have clicked, and I've realized I'm capable of playing the way the coaches want me to play every night. I know that it's up to me. I just have to go out and do it."



Marcus Paige '15

#5 Marcus Paige

Sr. • G • 6-2 • 175 • Marion, Iowa • History/Media & Journalism Double Major

- PAIGE'S 2015 HONORS**
- 2nd-team All-ACC (coaches)
 - 3rd-team All-ACC (media)
 - All-ACC Tournament
 - Skip Prosser Award winner (ACC's top scholar-athlete)
 - 2nd-team Academic All-America

CAREER

A preseason first-team All-America for 2015-16 by *Sporting News* • Earned All-ACC honors in each of the last two seasons • First team by media and coaches in 2014, second team (coaches) and third team (media) in 2015.

The 2015 winner of the Skip Prosser Award as the ACC's top scholar-athlete for men's basketball • Named second-team Academic All-America for the second year in a row • Is the third Tar Heel to earn Academic All-America honors in consecutive years (with Tommy LaGarde in 1975-76 and Tyler Zeller in 2011-12).

Scored his 1,000th point on 12/13/14 at Kentucky • Carolina's all-time leader in free throw percentage at .865 (275-318), which is sixth-highest in ACC history • Has two of the top five single-season FT percentages in UNC his-

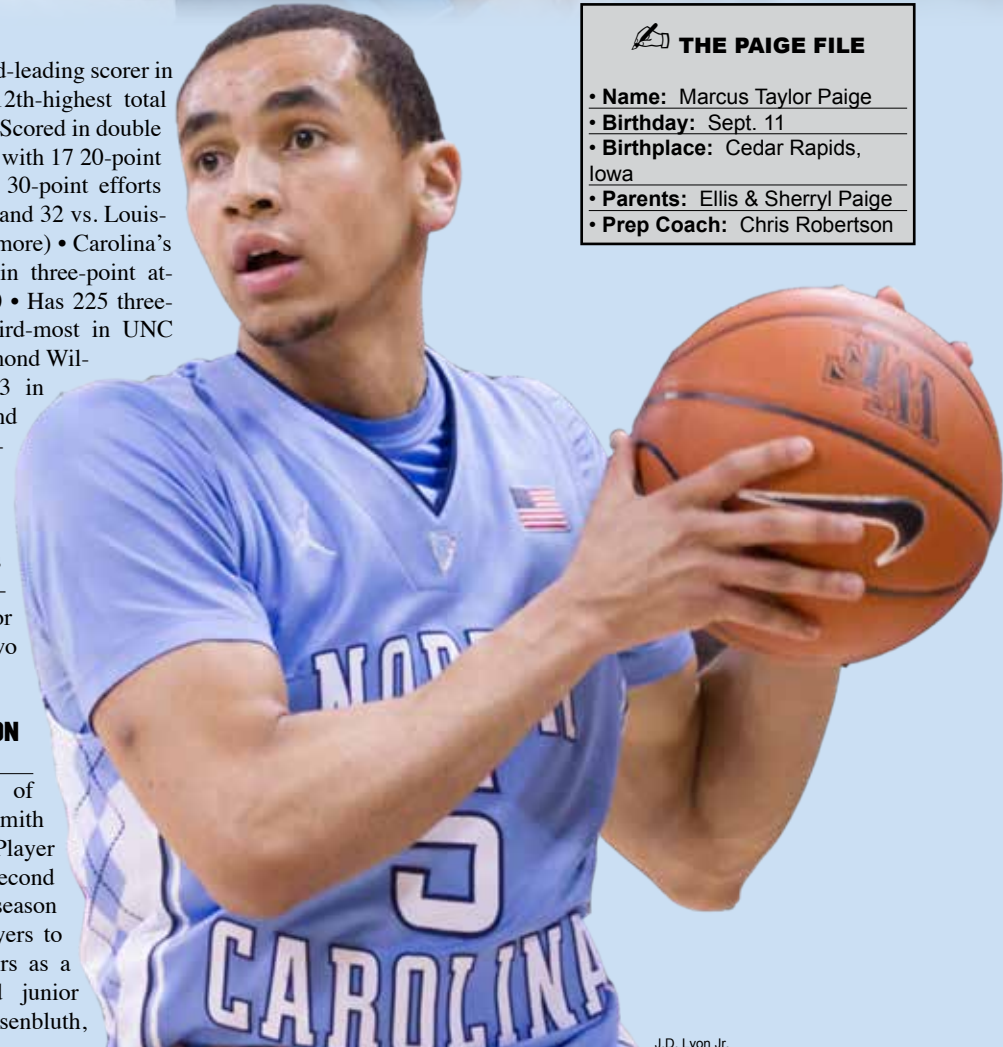
tory • Is the 32nd-leading scorer in UNC history (12th-highest total in three years) • Scored in double figures 70 times with 17 20-point games and two 30-point efforts (35 at NC State and 32 vs. Louisville as a sophomore) • Carolina's all-time leader in three-point attempts with 590 • Has 225 three-pointers, the third-most in UNC history • Shammond Williams made 233 in four seasons and Wayne Ellington made 229 in three years • Has started 105 of 107 games (only two non-starts on Senior Night first two seasons).

JUNIOR SEASON (2014-15)

Recipient of UNC's Dean Smith Most Valuable Player award for the second consecutive season (one of six players to win MVP honors as a sophomore and junior with Lennie Rosenbluth,

THE PAIGE FILE

- **Name:** Marcus Taylor Paige
- **Birthday:** Sept. 11
- **Birthplace:** Cedar Rapids, Iowa
- **Parents:** Ellis & Sherryl Paige
- **Prep Coach:** Chris Robertson



J.D. Lyon Jr.

PAIGE'S CAREER STATISTICS

YEAR	GP-GS	MIN	AVG	FGM-A	PCT	3FGM-A	PCT	FTM-A	PCT	OFF	DEF	REB	AVG	A	TO	B	S	PTS	AVG
2012-13	35-34	1021	29.2	95-267	.356	45-131	.344	51-61	.836	8	86	94	2.7	161	86	5	48	286	8.2
2013-14	34-33	1211	35.6	191-434	.440	86-221	.389	128-146	.877	18	91	109	3.2	143	73	7	51	596	17.5
2014-15	38-38	1263	33.2	172-416	.413	94-238	.395	96-111	.865	14	96	110	2.9	170	73	8	65	534	14.1
TOTALS	107-105	3495	32.7	458-1117	.410	225-590	.381	275-318	.865	40	273	313	2.9	474	232	20	164	1416	13.2

MEET THE TAR HEELS MARCUS PAIGE

Billy Cunningham, Michael Jordan, Antawn Jamison and Tyler Hansbrough) • Also named a permanent captain for the second year in row and the defensive player of the year and top scholar-athlete for the third straight year • Fourth player to win defensive award three times.

Led the Tar Heels in scoring at 14.1 ppg, three-pointers (career-high 94), assists (career-high 170) and steals (career-high 65) and was second in free throw percentage (.865) • Earned first-team All-ACC Tournament honors after averaging 17.0 points in four games – had 24 assists, eight turnovers and eight steals • Had 33 assists and 13 turnovers in seven postseason games • Was third in the ACC in three-pointers, fourth in 3FG% and FT%, fifth in assists, assist-turnover ratio and steals and 13th in scoring.

His 94 three-pointers were the second most in a season by a Tar Heel (one shy of Shammond Williams' 95 in 1997) and his free throw percentage of .865 was the seventh-highest in UNC history • Set the single-season school record with 238 3FG attempts (previous was 227 by Shammond Williams in 1997) • Made 60 of his last 65 free throws after Christmas • Carolina's defensive player of the game 11 times (including five straight games in the postseason) • Led UNC in double figure scoring games (30) and games as top scorer (13) • Scored 20 or more points six times • Made three or more three-pointers 19 times • Made 94 of UNC's 184 three-pointers (51.1 percent) • Shot 94.4 percent from the FT line in ACC road games (17 of 18).

2015 NCAA TOURNAMENT

Scored 20 of his 22 points in the second half, including 11 in a 13-2 UNC run that erased Arkansas' last lead of the game and gave Carolina a 10-point advantage • Scored 12 points and had six assists, including one on the game-winning basket by Justin Jackson, vs. Harvard.

2015 ACC TOURNAMENT

Scored 24 points, the most by a Tar Heel all year, in the ACC Tournament championship game loss to Notre Dame • Hit a shot-clock

buzzer beater with 41.7 seconds to play to give UNC a 65-62 lead in the win over third-ranked and top-seed Virginia in the ACC semifinals • Had 17 points, 9 assists and 6 rebounds vs. Boston College in the second round.

GAME HIGHLIGHTS

Scored his 1,300th career point against Duke on 3/7 as he had 23 points and five three-pointers • Tied his career high with 10 assists and posted his first career double-double with 13 points vs. Georgia Tech on 2/21 • Played one of his finest all-around games as a Tar Heel in the 93-83 win over Syracuse with 22 points, six rebounds, eight assists, four steals, a blocked shot and no turnovers in 35 minutes • Was sensational in the 81-79 win at NC State with a game-high 23 points, five rebounds, nine assists, no turnovers and four steals • Hit a driving layup that he banked in high off the glass with 8.5 seconds to play to defeat Louisville, 72-71.

SOPHOMORE SEASON (2013-14)

Named second-team All-America by *Sporting News* and a third-team All-America by *Basketball Times* • A second-team CoSIDA Academic All-America • Earned first-team All-ACC honors and was selected the Most Improved Player in the ACC by votes of both the media and the league's head coaches • Was the first Tar Heel point guard to earn first-team All-ACC honors as a sophomore since Phil Ford in 1976 • ACC All-Academic team selection • Two-time national and four-time ACC Player of the Week • First four-time ACC Player of the Week for UNC since Tyler Hansbrough in 2007-08 • One of six finalists for the Bob Cousy Award.

One of two players in the top 10 in the ACC in scoring and assists • Led UNC and was fourth in the ACC in scoring at 17.5 points per game • Led the the ACC in free throw percentage, third in three-pointers made per game, third in three-point percentage, fifth in assists, sixth in minutes played, seventh in steals, ninth in field goal percentage and 10th in assist-error • Had the third-highest single-season free throw percent-



Robert Crawford



J.D. Lyon Jr.

age in Carolina history • Was the first Tar Heel to lead the ACC in free throw percentage since Hammond Williams in 1998 • Made 86 of UNC's 146 three-pointers (58.9 percent), the highest percentage in UNC history • Averaged 19.9 points in eight games against Top 25 teams • Scored in double figures a team-high 29 times • Scored 30 or more points twice and 20 or more points 11 times • Scored 20 or more points in the second half three times • Led UNC in scoring 13 times • Scored single digits in the first half and double digits in the second 20 times • That included scoring just four points or fewer in the first half and double figures in the second 12 times • Averaged 6.0 points in the first half and 11.6 in the second half/overtime • First half shooting was 68 for 185 from the floor (.368), including 28 of 93 from three-point range (.301) • Second half/overtime shooting was 123 for 249 from the floor (.494), including 58 of 128 from three-point range (.453) • Made 31 straight from the free throw line at mid-season • UNC's defensive player of the game a team-high 10 times.

Won numerous team awards, including the Dean Smith Award as most valuable player, the George Lynch Award as the best defensive player (second time), the Tyler Hansbrough Award as the team's leading scorer, the Hubert Davis Award for the highest three-point percentage, the Hammond Williams Award for the best free throw percentage, the Kendall Marshall Award for most assists and the Marvin Williams Carolina Way Award • Also won the John Lotz Award as a co-captain and the Athletic Director's Award as

the top scholar-athlete.

2014 NCAA TOURNAMENT

Had a team-high 19 points in loss to Iowa State • Scored 12 of his team-high 19 points against Providence in the second half, including a pair of three-pointers that tied the game in the final three minutes.

ACC HIGHLIGHTS

Game-high 27 points against Pitt in the ACC Tournament • Led UNC with 24 points at Duke • Blocked a game-winning layup by Notre Dame's Eric Atkins with less than two seconds to play in UNC's 63-61 win.

Had one of the most memorable performances in recent ACC history when he scored 31 of his career-high 35 points in the second half and overtime, including the game-winning basket with 0.9 seconds to play, in UNC's 85-84 win at NC State • Scored 21 second-half points, then scored 10 of UNC's 14 points in the extra five minutes • Also had six rebounds, five assists and only one turnover in 41 minutes.

Earned ACC Player of the Week honors on 2/24 for his play against Wake Forest, Duke and FSU • Scored 16 of his 20 points in the second half at Florida State • Scored 18 of his game-high 25 in the second half vs. Maryland.

PRE-ACC HIGHLIGHTS

Earned USBWA National and ACC Player of the Week honors for his performance vs. Kentucky • Scored 21 of his game-high 23 points in the second half in win over the Wildcats • Earned CBSSports.com's National Player of the Week and ACC Player of the Week

Paige Pain-Free (Knock On Wood)



Jack Morton

by Adam Lucas, GoHeels.com

During a recent pickup game, Marcus Paige knifed into the lane, elevated for a twisting basket, and then felt something to which he's still not entirely accustomed—nothing.

After battling through a variety of injuries as a junior, Paige underwent arthroscopic surgery on his right ankle in mid-April. Paige also had to deal with plantar fasciitis last season, but still led the Tar Heels with 14.1 points per game and 170 assists.

After returning to basketball action in June, Paige spent much of his summer working back into game shape. Being pain-free means he's feeling much more like the player he was as a sophomore rather than as an occasionally hobbled junior.

"I had problems off and on with my ankle, and towards the end of the year it really hurt," Paige says. "Every time I jumped, I felt a really sharp pinch in the front of my foot. That was on top of dealing on and off with the plantar fasciitis. Around the ACC Tournament, I started feeling really good about the plantar fasciitis, but I was still dealing with the ankle pain."

Paige pauses for a second, considering the litany of issues he's just described. He sounds more like a senior citizen reciting his pill regimen than a college senior. "It was kind of a rough year for me physically," he says with a chuckle.

Despite the pain, Paige refused to talk about the true severity of the injuries

during most of last season. Even after scoring in single digits in four out of six games near the end of the regular season, he rarely acknowledged how much the pain limited his play.

"Some days it was horrible, and some days it was tolerable," he says now.

The numbers suggest that even that slight physical improvement had an impact on the court. Paige shot 44.2 percent from the field in the postseason, as compared to 40.7 percent for the rest of the season.

The numbers were even more pronounced from the perimeter, as he hit 43.5 percent of his three-pointers in the ACC and NCAA Tournaments, as compared to 37.9 percent during the regular season.

Since June, his task has been to get back into basketball shape. As a junior, he occasionally had to compromise his game to accommodate the injuries. Now he's playing healthy again.

In early September, he's optimistic about the impact his health will have on his results. "This is the best I've felt since sophomore year body-wise," he says. "When I've played pickup, I've actually felt 100 percent, and I haven't had that in a long time."

He pauses at the door to the locker room and breaks into a wide grin as he raps on the door.

"Knock on wood," he says.

Grant Halverson



honors for his play vs. Richmond and Louisville • Earned all-tournament and Most Valuable Player honors at the Tipoff event • Scored a then-career-high 32 points in win over #3 Louisville.

FRESHMAN SEASON (2012-13)

Named to the ACC's All-Academic team and both the coaches' and media All-Freshman teams • Named to the Kyle Macy Freshman All-America team • Won the team's scholar-athlete award and the George Lynch Award as UNC's best defender • Averaged 8.2 points and 4.6 assists • Fourth-leading UNC scorer • Started 34 games at the point • Had 161 assists and 86 turnovers • Third in the ACC in assists per game and sixth in assist-error ratio and steals • Made 20 of 45 (.444) three-pointers in the last 12 games after making 12 of 43 in the first 11 ACC games (.279) • Was 51 for 61 from the free throw line for a team-high percentage of .836 • Led UNC with eight defensive player-of-the-game awards • Led all ACC freshmen in assists • Season-high 19 points against Virginia Tech and 10 assists against Florida State in the ACC Tournament.

2013 NCAA TOURNAMENT

Made a season-high five steals against Kansas • Scored nine of his 14 points against Villanova in the second half, including seven consecutive UNC points from the 3:20 to 1:36 mark.

2013 ACC TOURNAMENT

Earned second-team All-Tournament honors • Scored 17 points and had five assists in championship game vs. Miami • Set a personal best with 10 assists

against Florida State • The eighth freshman point guard to start his first game at Carolina.

PREP

Played for coach Chris Robertson at Linn-Mar High School in his hometown of Marion, Iowa • *Parade* All-America • Played in the McDonald's All-Star Game (had seven assists) • Invited to play in the Jordan Brand Classic and Nike Hoop Summit but was unable to play due to a stress fracture in his foot • Averaged 28.1 points as a senior • Set the school's career scoring record • Scored a personal-best 49 points against CR Kennedy in the state playoffs • As a junior, he averaged 17.7 points and led Linn-Mar to an undefeated season and the 2011 4-A state championship • Earned both all-state and state tournament honors in three different seasons • Member of the honor roll in all four years • Graduated with better than a 4.0 grade point average.

PERSONAL

Marcus Taylor Paige is the son of Ellis & Sherryl Paige • His sister played basketball at the University of Wisconsin • Birthday is Sept. 11 • Born in Cedar Rapids, Iowa • Double-majoring in history and media and journalism.

Paige's Career Highs

- **Points:** 35 at NC State (2/26/14)
- **Three-Pointers:** 7 at NC State (2/26/14)
- **Free Throws:** 11 vs. Louisville (11/24/13)
- **Rebounds:** 9 vs. N. Kentucky (12/27/13)
- **Assists:** 10 vs. Florida State (3/15/13), Georgia Tech (2/21/15)
- **Steals:** 6 at Georgia Tech (3/3/15)

Marcus Paige, Game-by-Game												
2012-13	FG	3FG	FT	REB	PF	PTS	A	TO	B	S	MP	
Gardner-Webb*	3-9	0-2	0-0	1-2-3	0	6	0	4	0	2	28	
Florida Atlantic*	1-8	0-4	0-0	0-4-4	0	2	6	3	0	0	25	
at Long Beach*	6-10	3-6	0-0	0-2-2	2	15	4	5	0	0	29	
vs. Miss. State*	1-7	0-3	0-0	0-2-2	0	2	3	3	0	0	19	
vs. Butler*	5-10	2-5	1-1	0-1-1	2	13	5	2	0	1	27	
vs. Chaminade*	2-4	2-4	0-0	0-1-1	2	6	2	2	0	1	16	
at Indiana*	5-11	1-2	0-0	1-2-3	3	11	3	2	0	1	29	
UAB	DNP - strained left shoulder											
E Tennessee St*	1-5	1-5	0-0	0-3-3	2	3	7	2	0	1	21	
East Carolina*	2-6	1-2	1-2	0-2-2	2	6	4	2	0	1	25	
at Texas*	2-8	1-6	2-2	0-0-0	5	7	5	3	0	1	28	
McNeese State*	2-2	2-2	0-0	0-0-0	2	6	9	0	0	1	25	
UNLV*	3-9	0-2	6-8	1-3-4	3	12	4	2	0	1	34	
at Virginia*	1-7	0-3	0-0	0-3-3	2	2	2	2	0	0	28	
Miami*	4-7	2-3	0-0	0-5-5	4	10	5	3	0	0	33	
at Fla. State*	2-9	2-4	2-2	0-3-3	0	8	4	5	0	2	28	
Maryland*	1-7	0-4	0-0	0-3-3	0	2	6	0	0	1	32	
Georgia Tech*	1-6	1-2	0-0	0-4-4	0	3	6	3	0	1	27	
at NC State*	2-11	1-5	2-2	0-2-2	2	7	4	3	1	0	29	
at Boston College*	2-6	1-3	3-3	1-3-4	1	8	6	1	0	0	32	
Virginia Tech*	6-14	4-10	3-4	1-4-5	3	19	5	2	0	1	39	
Wake Forest*	3-6	1-3	0-1	0-6-6	0	7	4	4	0	0	25	
at Miami*	1-9	0-5	0-0	0-3-3	2	2	4	0	0	2	31	
at Duke*	2-9	0-1	0-0	2-3-5	3	4	1	1	1	2	30	
Virginia*	4-9	3-5	6-6	1-3-4	0	17	3	2	0	2	30	
at Georgia Tech*	0-4	0-3	8-8	0-1-1	0	8	5	2	0	4	30	
NC State*	4-10	2-4	4-5	0-3-3	1	14	8	0	0	3	31	
at Clemson*	4-6	2-3	0-0	0-1-1	3	10	4	2	0	0	32	
Fla. State*	2-5	1-1	1-2	0-3-3	1	6	9	3	0	2	34	
at Maryland*	3-7	3-7	0-0	0-3-3	2	9	3	8	1	2	33	
Duke	1-6	0-1	2-2	0-1-1	1	4	6	5	2	0	32	
vs. FSU (ACC)*	3-8	1-4	2-3	0-3-3	2	9	10	1	0	1	31	
vs. Maryland*	3-3	1-1	1-2	0-1-1	4	8	2	1	0	1	25	
vs. Miami*	6-9	3-6	2-2	0-2-2	3	17	5	1	0	2	36	
vs. Villanova (NCAA)*	4-6	2-4	4-4	0-3-3	2	14	4	3	0	3	32	
vs. Kansas*	3-10	2-6	1-2	0-1-1	2	9	3	4	0	5	35	
2013-14	FG	3FG	FT	REB	PF	PTS	A	TO	B	S	MP	
Oakland*	5-9	4-7	0-0	0-2-2	0	14	5	2	0	1	32	
Holy Cross*	8-17	3-8	4-4	1-4-5	2	23	3	2	1	2	36	
Belmont*	6-13	1-3	4-5	0-0-0	2	17	5	5	0	1	36	
vs. Richmond*	6-13	6-9	8-9	2-5-5	1	26	3	2	1	1	38	
vs. Louisville*	9-12	3-5	11-11	0-2-2	4	32	2	4	0	2	36	
at UAB*	6-16	0-6	1-1	2-2-2	3	13	5	1	0	2	36	
at Michigan State*	4-14	2-9	3-5	0-5-5	2	13	5	1	0	2	38	
UNCG	4-12	1-4	3-4	1-4-5	2	12	8	1	0	1	31	
Kentucky*	6-13	1-5	10-10	0-2-2	3	23	2	2	0	3	37	
Texas*	5-13	5-9	8-8	2-5-7	1	23	3	1	0	1	36	
Davidson*	4-12	1-3	8-8	0-6-6	2	17	5	1	0	1	41	
Northern Kentucky*	4-8	3-6	0-0	1-8-9	1	11	2	2	0	1	31	
UNCW*	5-9	1-3	4-4	0-0-0	0	15	4	3	1	3	30	
at Wake Forest*	3-12	1-8	1-2	0-4-4	5	8	6	4	0	1	33	
Miami*	2-15	2-11	2-2	0-1-1	2	8	8	2	0	0	38	
at Syracuse*	7-16	2-6	1-1	0-3-3	1	17	2	1	0	1	37	
Boston College*	7-10	2-4	5-7	1-1-2	3	21	4	3	1	2	39	
at Virginia*	4-14	1-6	0-0	2-3-5	4	9	3	2	0	0	34	
Clemson*	5-11	3-7	2-2	1-1-2	1	15	5	1	0	1	33	
at Georgia Tech*	7-13	3-5	2-2	1-4-5	2	19	7	0	0	0	38	
NC State*	4-10	0-4	7-7	2-2-4	4	15	5	3	1	2	37	
Maryland*	6-13	4-7	9-11	0-3-3	2	25	7	5	0	3	37	
at Notre Dame*	6-13	2-4	2-2	0-2-2	1	16	6	2	0	1	36	
Pitt*	5-9	5-6	3-3	0-4-4	1	18	4	4	0	4	38	
at Florida State*	7-16	3-8	3-5	0-1-1	3	20	7	0	0	4	37	
Duke*	5-10	1-5	2-2	0-1-1	0	13	4	5	0	0	37	
Wake Forest*	3-9	3-5	4-4	0-2-2	2	13	4	0	0	2	28	
at NC State*	11-21	7-12	6-8	0-6-6	0	35	5	1	0	2	41	
at Virginia Tech*	3-7	1-4	2-2	0-1-1	3	9	1	0	0	1	30	
Notre Dame	2-8	1-5	2-4	0-4-4	0	7	6	2	1	2	35	
at Duke*	9-14	3-6	3-4	1-2-3	2	24	2	4	1	2	37	
vs. Pitt (ACC)*	9-20	4-12	5-5	0-4-4	5	27	1	2	0	0	36	
vs. Providence (NCAA)*	7-16	3-9	2-2	1-0-1	3	19	4	1	0	0	36	
vs. Iowa St (NCAA)*	7-17	4-10	1-2	0-1-1	1	19	0	4	0	2	37	
2014-15	FG	3FG	FT	REB	PF	PTS	A	TO	B	S	MP	
NC Central*	2-8	1-3	3-3	0-1-1	2	8	2	2	0	0	31	
Robert Morris*	5-10	3-5	2-2	0-0-0	2	15	3	0	0	1	23	
at Davidson*	4-11	3-6	2-2	1-1-2	0	13	4	0	1	0	33	
vs. Butler*	5-17	3-10	5-9	1-1-2	3	18	3	3	0	2	36	
vs. UCLA*	7-15	4-10	3-3	0-3-3	1	21	5	2	0	3	27	
vs. Florida*	3-8	1-4	9-10	0-1-1	2	16	4	2	0	0	34	
Iowa*	4-16	3-12	2-3	0-1-1	2	13	0	3	0	2	34	
East Carolina*	3-8	0-3	2-3	0-2-2	0	8	6	1	0	0	23	
at Kentucky*	5-11	4-6	0-0	1-0-1	0	14	6	4	0	0	34	
at UNCG*	1-8	1-6	2-2	1-6-7	0	5	2	2	0	2	36	
vs. Ohio State*	4-12	2-8	6-9	0-3-3	3	16	4	4	0	0	23	
UAB*	6-13	2-6	2-2	0-1-1	1	16	4	2	0	2	28	
William and Mary*	4-10	3-7	3-3	0-2-2	1	14	6	3	1	3	32	
at Clemson*	4-7	3-4	0-0	1-2-3	0	11	3	0	0	1	26	
Notre Dame*	6-17	2-8	1-2	0-4-4	0	15	2	1	0	0	38	
Louisville*	4-12	2-7	0-0	0-2-2	2	10	3	4	0	0	30	
at NC State*	6-9	5-5	6-6	2-3-5	1	23	9	0	0	4	36	
Virginia Tech*	3-10	2-7	0-0	0-6-6	3	8	3	4	0	1	34	
at Wake Forest*	4-8	2-4	2-2	0-1-1	3	12	8	3	1	3	35	
Florida State*	6-13	2-5	5-6	0-2-1	1	19	3	1	0	2	35	
Syracuse*	6-10	4-7	6-6	1-5-6	3	22	8	0	1	4	35	
at Louisville*	5-12	3-8	2-2	1-3-4	3	15	4	5	1	0	40	
Virginia*	5-10	3-7	2-3	0-2-2	3	15	4	1	0	2	34	
at Boston College*	5-9	1-5	2-2	0-7-7	3	13	4	3	0	2	33	
at Pitt*	3-11	1-7	1-2	1-4-5	0	8	6	0	1	1	32	
at Duke*	2-11	1-3	0-0	0-5-5	2	5	3	2	0	0	34	
Georgia Tech*	5-8	3-5	0-0	1-3-4	3	13	10	0	0	4	31	
NC State*	3-8	1-5	0-0	1-2-3	2	7	7	2	0	0	35	
at Miami*	5-12	3-6	4-4	0-1-1	4	17	2	1	0	1	35	
at Georgia Tech*	3-6	1-4	0-0	0-1-1	1	7	4	2	1	6	30	
Duke*	6-10	5-9	6-6	0-1-1	2	23	5	3	0	3	37	
vs. BC (ACC)*	7-12	2-7	1-1	1-5-6	0	17	9	4	1	2	36	
vs. Louisville (ACC)*	4-9	3-6	2-2	0-3-3	0	13	5	1	0	4	36	
vs. Virginia (ACC)*	4-12	2-7	4-4	0-2-2	2	14	5	1	0	2	36	
vs. Notre Dame (ACC)*	9-18	5-11	1-1	0-2-2	3	24	5	2	0	0	38	
vs. Harvard (NCAA)*	5-10	2-4	0-0	0-1-1	2	12	6	1	0	1	39	
vs. Arkansas (NCAA)*	5-14	3-6	9-9	0-6-6	0	22	0	3	0	5	37	
vs. Wisconsin (NCAA)*	4-11	3-5	1-2	1-1-2	2	12	3	1	0	2	37	



Nate Britt

#0 Nate Britt

Jr. • G • 6-1 • 175 • Upper Marlboro, Md. • Management & Society Major

CAREER

Boasts a career free throw percentage of .882, sixth-best in Carolina history • Shot free throws lefthanded and jump shots righthanded in 2014-15 • As a freshman he shot exclusively lefthanded.

SOPHOMORE SEASON (2014-15)

Second on the team in bench scoring at 5.5 ppg • Third with 26 three-pointers • Free throw percentage (.882) was second-best in UNC history • Scored a career-high 17 points and hit a career-high four three-pointers vs. Syracuse • Scored in double figures seven times • Carolina's defensive player of the game five times.

Led Carolina with 10 points in the first half vs. Arkansas • Had 10 points and added three assists vs. UAB • Scored 10 points against East Carolina.

FRESHMAN SEASON (2013-14)

Averaged 5.1 points and 2.4 assists • Played in all 34 games and averaged 20.9 minutes a contest • Started at the point in the first 16 games • Third on the team in assists with 80 • UNC's defensive

player of the game eight times.

Nine second-half points with five assists and three steals (all either ACC bests or tied ACC bests) in ACC Tournament loss to Pitt • Season-high seven assists vs. Texas • Posted season highs in points (13) and rebounds (6) in the win at #1 Michigan State • The 30th Tar Heel to start his first college game.

PREP

Attended Oak Hill Academy as a senior and played for coach Steve Smith • Missed two months as a senior with a torn meniscus in his right knee • Averaged 6.7 points and 5.0 assists in 25 games for Oak Hill • Played three seasons at Gonzaga College High School in Washington, D.C., where he played for coach Steve Turner • Washington Post first-team all-Met as a sophomore and second-team as a junior • Played for the U-18 USA team in 2012 in Brazil • Gatorade Player of the Year in Washington, D.C., in 2011 • Also played soccer and football.

PERSONAL

Born Nathaniel C. Britt II • Birthday is Jan. 13 • Born in Washington, D.C. • Son of Nathaniel and Melody Britt • Majoring in management and society.



THE BRITT FILE

- **Name:** Nathaniel C. Britt II
- **Birthday:** January 13
- **Birthplace:** Washington, D.C.
- **Parents:** Nathaniel & Melody Britt
- **Prep Coaches:** Steve Smith, Steve Turner

Peyton Williams

BRITT'S CAREER STATISTICS

YEAR	GP-GS	MIN	AVG	FGM-A	PCT	3FGM-A	PCT	FTM-A	PCT	OFF	DEF	REB	AVG	A	TO	B	S	PTS	AVG
2013-14	34-16	711	20.9	58-158	.367	3-12	.250	54-68	.794	7	42	49	1.4	80	58	3	37	173	5.1
2014-15	38-3	582	15.3	61-159	.384	26-71	.366	60-68	.882	11	43	54	1.4	57	38	1	18	208	5.5
TOTALS	72-19	1293	18.0	119-317	.375	29-83	.349	114-136	.838	18	85	103	1.4	137	96	4	55	381	5.3

Peyton Williams



Britt's Career Highs

- **Points:** 17 vs. Syracuse (1/26/15)
- **Rebounds:** 6 at Michigan State (12/4/13)
- **Assists:** 7 vs. Texas (12/18/13)
- **Steals:** 3 on four occasions

Nate Britt, Game-by-Game

2013-14	FG	3FG	FT	REB	PF	PTS	A	TO	B	S	MP
Oakland*	2-4	0-0	0-0	1-0-1	2	4	3	3	0	1	22
Holy Cross*	0-4	0-0	0-2	0-1-1	2	0	3	2	0	2	29
Belmont*	1-3	1-1	1-2	2-3-5	4	4	0	0	0	3	21
vs. Richmond*	2-3	0-0	0-1	0-0-0	4	4	0	3	0	3	20
vs. Louisville*	3-9	0-0	3-4	1-1-2	3	9	5	4	0	0	26
at UAB*	0-3	0-1	0-0	0-2-2	5	0	2	1	0	1	27
at Michigan State*	3-8	0-2	7-8	0-6-6	3	13	3	2	0	1	28
UNCG*	5-10	0-1	1-1	0-1-1	2	11	4	4	0	0	27
Kentucky*	3-6	0-1	2-3	0-1-1	5	8	1	1	0	2	28
Texas*	2-9	0-0	3-6	0-0-0	2	7	7	3	1	3	26
Davidson*	3-5	0-0	5-6	0-2-2	3	11	3	1	0	1	23
Northern Kentucky*	2-4	0-0	4-5	0-1-1	2	8	2	1	0	0	26
UNCW*	1-5	0-0	0-0	1-3-4	3	2	6	0	0	2	22
at Wake Forest*	3-6	0-0	0-0	0-1-1	1	6	2	1	0	2	21
Miami*	1-4	0-0	1-2	0-1-1	2	3	1	3	0	1	19
at Syracuse*	2-3	0-1	0-0	0-0-0	2	4	1	4	0	1	20
Boston College	1-4	0-0	0-0	0-0-0	1	2	2	1	0	0	10
at Virginia	1-4	0-0	2-2	0-0-0	3	4	1	1	0	1	14
Clemson	2-3	1-2	0-0	0-1-1	2	5	2	3	0	2	16
at Georgia Tech	0-2	0-0	4-4	0-2-2	2	4	3	0	0	0	22
NC State	3-7	0-0	0-0	0-3-3	2	6	2	2	1	1	19
Maryland	0-1	0-0	0-0	1-0-1	4	0	2	0	0	0	8
at Notre Dame	1-1	0-0	2-2	0-2-2	0	4	0	2	0	1	18
Pitt	1-9	0-1	0-0	0-1-1	1	2	3	1	0	0	18
at Florida State	2-5	0-0	2-2	0-4-4	3	6	0	0	0	1	21
Duke	0-2	0-0	6-6	0-1-1	1	6	1	1	0	1	13
Wake Forest	4-7	1-1	0-0	0-2-2	1	9	4	2	1	0	16
at NC State	1-3	0-0	4-4	0-0-0	4	6	2	1	0	1	21
at Virginia Tech	1-3	0-0	0-0	0-0-0	0	2	2	2	0	0	19
Notre Dame	2-3	0-0	0-0	0-0-0	3	4	1	2	0	1	21
at Duke	3-5	0-1	2-2	0-0-0	4	8	4	1	0	0	23
vs. Pitt (ACC)	2-7	0-0	5-6	1-0-1	4	9	5	3	0	3	26
vs. Providence (NCAA)	0-4	0-0	0-0	0-1-1	1	0	0	0	0	1	16
vs. Iowa St (NCAA)	1-2	0-0	0-0	0-2-2	1	2	3	3	0	1	25
2014-15	FG	3FG	FT	REB	PF	PTS	A	TO	B	S	MP
NC Central	2-5	1-2	0-0	0-1-1	0	5	0	2	0	1	13
Robert Morris	0-2	0-1	4-5	0-2-2	1	4	1	2	0	1	16
at Davidson	1-4	1-3	2-2	0-0-0	1	5	0	0	0	0	14
vs. Butler	2-4	1-2	0-0	0-2-2	5	5	1	1	0	0	15
vs. UCLA*	2-5	1-3	2-2	0-3-3	3	7	2	1	0	2	13
vs. Florida	2-4	1-2	0-0	0-1-1	3	5	1	0	0	0	14
Iowa	2-8	1-4	0-0	0-1-1	2	5	2	0	0	0	19
East Carolina	3-4	0-0	4-4	0-0-0	1	10	2	0	0	0	15
at Kentucky	1-6	0-2	2-2	1-3-4	3	4	2	1	0	0	17
at UNCG	0-3	0-2	0-0	1-1-2	0	0	2	0	0	1	13
vs. Ohio State	1-1	0-0	4-4	1-2-3	1	6	1	1	1	1	14
UAB	2-5	2-5	4-4	2-1-3	3	10	3	1	0	1	12
William and Mary	3-6	2-4	3-4	0-1-1	1	11	4	0	0	1	20
at Clemson	2-5	1-2	3-4	0-1-1	1	8	3	1	0	1	17
Notre Dame	0-4	0-2	2-2	0-1-1	1	2	1	0	0	1	14
Louisville	2-5	2-2	2-2	0-0-0	0	8	1	2	0	2	21
at NC State	1-4	0-0	2-2	0-0-0	2	4	1	2	0	0	18
Virginia Tech	0-5	0-3	2-2	0-0-0	2	2	3	2	0	0	15
at Wake Forest	1-5	0-1	3-4	1-3-4	1	5	0	2	0	0	17
Florida State	2-4	0-0	0-0	0-0-0	3	4	3	1	0	0	14
Syracuse	5-7	4-5	3-4	0-2-2	3	17	2	3	0	1	26
at Louisville	3-6	2-5	2-2	2-0-2	5	10	1	3	0	1	25
Virginia	3-7	1-2	2-2	1-1-2	2	9	2	3	0	0	28
at Boston College*	2-2	0-0	0-0	0-0-0	4	4	4	1	0	0	20
at Pitt*	3-4	1-1	0-0	0-1-1	3	7	2	0	0	0	16
at Duke	4-10	0-2	3-6	0-1-1	3	11	1	2	0	1	23
Georgia Tech	1-2	1-2	0-0	0-1-1	0	3	4	3	0	1	23
NC State	1-2	0-1	0-0	0-1-1	1	2	0	0	0	0	9
at Miami	0-0	0-0	0-0	0-0-0	1	0	1	1	0	0	4
at Georgia Tech	3-6	1-4	2-2	0-2-2	3	9	2	0	0	1	14
Duke	1-3	1-1	0-0	0-2-2	0	3	2	1	0	0	11
vs. BC (ACC)	3-5	1-1	0-0	0-2-2	1	7	1	0	0	0	13
vs. Louisville (ACC)	0-3	0-1	2-2	0-2-2	1	2	1	0	0	0	13
vs. Virginia (ACC)	0-0	0-0	0-0	0-1-1	1	0	0	0	0	0	4
vs. Notre Dame (ACC)	0-5	0-3	0-0	0-0-0	2	0	0	0	0	0	8
vs. Harvard (NCAA)	0-0	0-0	0-0	0-0-0	0	0	0	0	0	0	1
vs. Arkansas (NCAA)	2-4	1-2	5-5	2-2-4	3	10	1	1	0	1	23
vs. Wisconsin (NCAA)	1-4	0-1	2-2	0-2-2	2	4	0	1	0	0	9



#4 Isaiah Hicks

Jr. • F • 6-9 • 235 • Oxford, N.C. • Exercise & Sport Science Major



THE HICKS FILE

- **Name:** Isaiah Dwayne Hicks
- **Birthday:** July 24
- **Birthplace:** Oxford, N.C.
- **Parents:** Thomas & Regina Hicks
- **Prep Coach:** Leo Brunelli

CAREER

Switched to uniform No. 4, his high school number, for 2015-16 • A McDonald's prep All-America choice in 2013 • Career highs include 21 points at Boston College (2/7/15), six rebounds (several times) and three blocks vs. Northern Kentucky (12/27/13) • Has scored in double figures seven times and won UNC's defensive player of the game award 16 times.

SOPHOMORE SEASON (2014-15)

Co-recipient of UNC's most improved player award • UNC's sixth-leading scorer and tops off the bench at 6.6 points per game • Third on the team in field goal percentage (.544) • Set or tied his career high in scoring seven times, including 21 at Boston College • Carolina's defensive player of the game a team-high 13 times • Played 20 or more minutes three times and averaged 15.0 points in those three games • Scored in double figures seven times • Made 10 of 17 shots from the floor in the ACC Tournament.

GAME HIGHLIGHTS

Had six points and tied his season and career high with a team-leading six rebounds against Wisconsin in the NCAA Sweet 16 • Scored all nine of his points vs. Harvard in the first half, helping the Tar Heels build a 36-25 lead • Had a dozen points in just 13 minutes vs. Georgia Tech on 2/21 • Scored 12 points at Duke • Scored a career-high 21 points in his second career start on 2/7 at Boston College • Scored eight of his then career-high 12 points in the first half in UNC's 81-79 win at NC State.

FRESHMAN SEASON (2013-14)

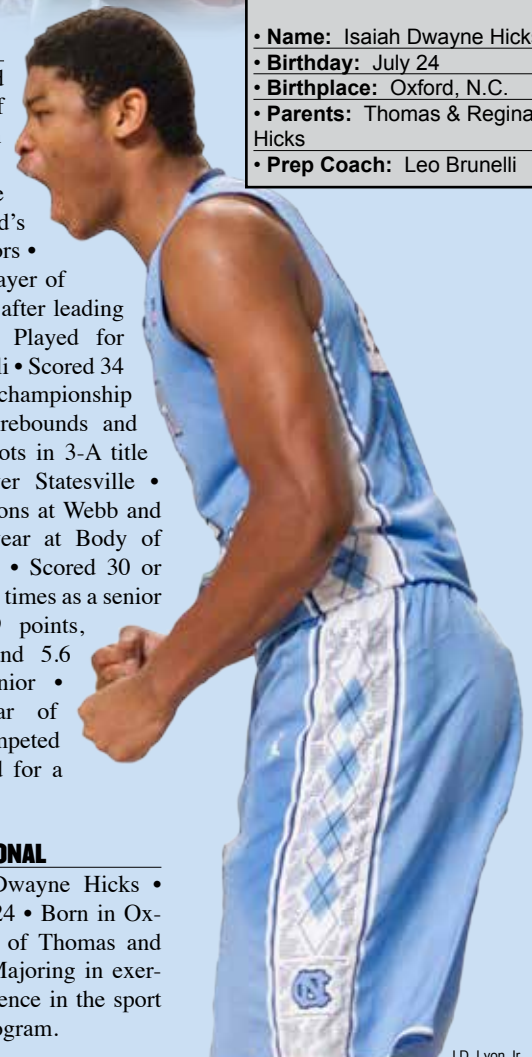
Averaged 7.3 minutes per contest, playing mostly at small forward • Carolina's best defender in ACC Tournament against Pitt • Scored a season-high seven points and added four rebounds in a season-high 17 minutes vs. UNCW • Attempted and made his first three-pointer of the season against UNCW • Scored five points vs. UNCG.

PREP

Associated Press Player of the Year in North Carolina in 2013 • Earned Parade and McDonald's All-America honors • Most Valuable Player of the state playoffs after leading Webb to title • Played for coach Leo Brunelli • Scored 34 points, grabbed a championship game-record 30 rebounds and blocked seven shots in 3-A title game victory over Statesville • Played three seasons at Webb and his sophomore year at Body of Christ in Raleigh • Scored 30 or more points seven times as a senior • Averaged 22.9 points, 12.9 rebounds and 5.6 blocks as a senior • Played one year of football and competed in track and field for a season.

PERSONAL

Born Isaiah Dwayne Hicks • Birthday is July 24 • Born in Oxford, N.C. • Son of Thomas and Regina Hicks • Majoring in exercise and sport science in the sport administration program.



J.D. Lyon Jr.

HICKS' CAREER STATISTICS

YEAR	GP-GS	MIN	AVG	FGM-A	PCT	3FGM-A	PCT	FTM-A	PCT	OFF	DEF	REB	AVG	A	T	B	S	PTS	AVG
2013-14	34-0	249	7.3	15-36	.417	1-5	.200	11-19	.579	14	21	35	1.0	7	14	12	5	42	1.2
2014-15	38-3	562	14.8	99-182	.544	0-1	.000	54-87	.621	56	57	113	3.0	11	34	15	9	252	6.6
TOTALS	72-3	811	11.3	114-218	.523	1-6	.167	65-106	.613	70	78	148	2.1	18	48	27	14	294	4.1

Robert Crawford



Robert Crawford

Hicks' Career Highs

- **Points:** 21 at Boston College (2/7/15)
- **Rebounds:** 6 several times
- **Assists:** 2 vs. Oakland (11/8/13)
- **Blocks:** 3 vs. N. Kentucky (12/27/13), Robert Morris (11/16/14)

Isaiah Hicks, Game-by-Game

2013-14	FG	3FG	FT	REB	PF	PTS	A	TO	B	S	MP
Oakland	1-1	0-0	0-0	2-3-5	1	2	2	0	1	0	11
Holy Cross	1-2	0-0	0-0	1-0-1	3	2	0	1	1	0	10
Belmont	0-0	0-0	0-0	0-0-0	0	0	0	1	0	0	2
vs. Richmond	1-1	0-0	0-0	1-0-1	2	2	0	2	2	0	12
vs. Louisville	1-2	0-0	0-0	0-0-0	1	2	1	0	0	0	6
at UAB	0-1	0-0	1-2	0-1-1	1	1	0	0	1	0	9
at Michigan State	0-0	0-0	0-0	0-0-0	1	0	0	0	0	1	8
UNCG	1-2	0-0	3-4	0-2-2	0	5	0	0	0	0	13
Kentucky	0-1	0-0	0-0	0-1-1	0	0	0	0	0	0	2
Texas	1-2	0-0	0-1	1-1-2	2	2	0	0	1	0	11
Davidson	0-1	0-0	0-0	0-0-0	0	0	0	1	0	0	2
Northern Kentucky	1-2	0-0	2-4	1-2-3	1	4	1	0	3	0	12
UNCW	2-2	1-1	2-2	2-2-4	3	7	0	1	0	0	17
at Wake Forest	0-1	0-0	0-0	2-2-4	1	0	0	1	0	1	11
Miami	0-3	0-1	1-2	1-1-2	0	1	0	0	0	1	7
at Syracuse	0-1	0-1	0-0	1-1-2	0	0	0	1	1	0	8
Boston College	0-1	0-0	0-0	0-0-0	1	0	1	1	0	0	7
at Virginia	1-1	0-0	0-0	0-0-0	1	2	0	0	0	0	6
Clemson	1-2	0-0	0-0	0-0-0	1	2	0	0	0	0	6
at Georgia Tech	0-2	0-1	0-0	0-1-1	2	0	0	1	0	0	7
NC State	0-0	0-0	0-0	0-0-0	0	0	0	0	0	0	4
Maryland	0-2	0-1	0-0	0-0-0	0	0	0	0	0	0	2
at Notre Dame	0-0	0-0	0-0	0-0-0	0	0	0	1	0	0	3
Pitt	2-2	0-0	0-0	1-1-2	1	4	1	1	2	0	12
at Florida State	0-0	0-0	0-0	0-0-0	0	0	0	1	0	0	5
Duke	1-1	0-0	0-0	0-0-0	0	2	0	0	0	0	5
Wake Forest	0-1	0-0	0-0	1-1-2	5	0	1	0	0	0	10
at NC State	0-0	0-0	0-0	0-0-0	0	0	0	0	0	0	3
at Virginia Tech	0-1	0-0	0-0	0-0-0	0	0	0	0	0	0	5
Notre Dame	0-0	0-0	0-0	0-0-0	1	0	0	0	0	0	11
at Duke	0-0	0-0	1-2	0-0-0	0	1	0	0	0	0	4
vs. Pitt (ACC)	0-0	0-0	1-2	0-1-1	4	1	0	0	0	0	10
vs. Providence (NCAA)	0-0	0-0	0-0	0-0-0	0	0	0	1	0	1	2
vs. Iowa St (NCAA)	1-1	0-0	0-0	0-1-1	3	2	0	0	0	1	6

2014-15	FG	3FG	FT	REB	PF	PTS	A	TO	B	S	MP
NC Central	3-5	0-0	2-7	4-2-6	4	8	0	0	1	0	14
Robert Morris	2-8	0-0	2-2	4-0-4	4	6	0	2	3	0	14
at Davidson	3-5	0-0	3-5	2-2-4	2	9	1	1	2	0	19
vs. Butler	4-7	0-0	2-5	2-3-5	3	10	1	0	2	1	17
vs. UCLA*	5-7	0-0	0-0	2-1-3	3	10	0	1	0	0	17
vs. Florida	2-4	0-0	0-0	0-1-1	5	4	0	2	0	0	14
Iowa	1-3	0-0	0-0	0-0-0	2	2	0	0	0	0	14
East Carolina	3-5	0-0	2-3	1-3-4	1	8	0	1	0	0	14
at Kentucky	1-1	0-0	0-0	0-1-1	4	2	0	1	0	0	12
at UNCG	3-7	0-0	2-2	3-3-6	2	8	0	0	1	1	14
vs. Ohio State	1-4	0-0	0-0	0-1-1	2	2	0	2	1	0	10
UAB	3-4	0-0	5-6	0-3-3	3	11	0	1	0	0	14
William and Mary	3-9	0-0	2-4	4-2-6	4	8	0	1	0	0	15
at Clemson	1-5	0-1	4-4	1-3-4	2	6	0	0	1	1	14
Notre Dame	2-2	0-0	1-5	1-1-2	1	5	0	0	0	0	8
Louisville	3-7	0-0	0-0	2-2-4	0	6	0	1	0	0	13
at NC State	6-7	0-0	0-0	1-1-2	4	12	1	1	1	1	22
Virginia Tech	4-7	0-0	0-1	3-3-6	2	8	1	0	0	2	18
at Wake Forest	2-3	0-0	0-0	1-0-1	3	4	0	0	0	0	12
Florida State	0-4	0-0	2-2	1-1-2	2	2	0	0	1	0	18
Syracuse	3-3	0-0	0-0	1-0-1	2	6	0	0	0	0	11
at Louisville	0-3	0-0	3-4	2-2-4	5	3	1	1	0	1	15
Virginia	2-5	0-0	0-0	3-2-5	3	4	1	0	0	0	14
at Boston College*	7-10	0-0	7-11	3-2-5	4	21	0	4	0	0	28
at Pitt*	2-3	0-0	1-2	1-0-1	0	5	0	1	0	1	18
at Duke	5-9	0-0	2-3	1-2-3	3	12	0	2	0	0	21
Georgia Tech	4-4	0-0	4-4	0-1-1	1	12	1	0	0	1	13
NC State	1-3	0-0	0-0	1-1-2	2	2	1	2	0	0	18
at Miami	0-3	0-0	0-0	0-2-2	2	0	0	2	0	0	10
at Georgia Tech	4-4	0-0	0-0	1-0-1	3	8	0	3	0	0	9
Duke	2-4	0-0	2-2	0-1-1	0	6	0	0	0	0	9
vs. BC (ACC)	2-6	0-0	3-4	4-1-5	2	7	1	0	1	0	15
vs. Louisville (ACC)	2-3	0-0	0-0	0-1-1	3	4	1	1	0	0	12
vs. Virginia (ACC)	2-2	0-0	1-2	0-1-1	1	5	1	1	0	1	14
vs. Notre Dame (ACC)	4-6	0-0	1-2	2-2-4	1	9	0	3	0	0	14
vs. Harvard (NCAA)	4-4	0-0	1-3	1-2-3	2	9	0	0	1	0	18
vs. Arkansas (NCAA)	1-1	0-0	0-0	1-1-2	5	2	0	0	0	0	12
vs. Wisconsin (NCAA)	2-5	0-0	2-4	3-3-6	3	6	0	0	0	0	18



Kennedy Meeks #3

#3 Kennedy Meeks

Jr. • F • 6-10 • 260 • Charlotte, N.C. • Communications Studies Major



CAREER

Third-year returning starter in the low post • Scored in double figures 33 times, grabbed 10 or more rebounds 15 times • Career scoring high of 23 at Florida State as a freshman • Grabbed 14 rebounds at Louisville as a sophomore • Has dropped over 50 pounds since arriving at Carolina.

SOPHOMORE SEASON (2014-15)

Led UNC in blocks, was second in rebounding and field goal percentage and third in scoring • Was eighth in the ACC in blocked shots and ninth in rebounding • Scored in double figures 22 times and grabbed 10 or more rebounds 10 times • Had eight double-doubles (10 career) • Led UNC in scoring seven times and rebounding 16 times • Season-high 21 points against Robert Morris on 11/16 • Scored an ACC season-best 18 points at Duke (2/18) and home vs. Georgia Tech (2/21).

GAME HIGHLIGHTS

Had 10 points with a game-high eight rebounds vs. Harvard in the NCAA first round • Grabbed a career-high 14 rebounds, posted his

first double-double in 11 games and blocked three shots in the loss to NC State • Scored 18 points for the second straight game in win over Georgia Tech • Shared UNC scoring honors at Duke with 18 points on 8 of 10 shooting • Scored 11 of his 17 points in the second half, and had eight rebounds vs. Syracuse • Scored 15 points and grabbed a game-high 10 rebounds at NC State • Overcame illness to score 12 points and grab 12 rebounds in win at Clemson • Made 8 of 9 shots from the floor and scored a game-high 18 points at UNCG • Had 15 points and a game-high 12 rebounds against Iowa • Led UNC with 18 points and had a game-high and career-high tying 13 rebounds against Florida • Outstanding in the win at Davidson in his hometown of Charlotte with a team-high 19 points and a game-high 12 rebounds • Had 21 points and 12 boards against Robert Morris.

FRESHMAN SEASON (2013-14)

Earned ACC All-Freshman team honors from both the media and the league's head coaches • Second-leading rebounder among

THE MEEKS FILE

- **Name:** Kennedy Rashod Meeks
- **Birthday:** February 5
- **Birthplace:** Charlotte, N.C.
- **Parents:** Nokhia Meeks & Dana Hobbs
- **Prep Coach:** Baronton Terry

MEEKS' CAREER STATISTICS

YEAR	GP-GS	MIN	AVG	FGM-A	PCT	3FGM-A	PCT	FTM-A	PCT	OFF	DEF	REB	AVG	A	TO	B	S	PTS	AVG
2013-14	34-17	553	16.3	103-188	.548	0-0	—	51-87	.586	80	127	207	6.1	27	35	27	11	257	7.6
2014-15	37-32	862	23.3	168-299	.562	0-1	.000	84-131	.641	95	176	271	7.3	39	58	46	23	420	11.4
TOTALS	71-49	1415	19.9	271-487	.556	0-1	.000	135-218	.619	175	303	478	6.7	66	93	73	34	677	9.5

freshmen in the ACC • Was ninth in ACC games in offensive rebounding • Started 15 of the last 16 games • Made 17 starts overall, most among those players at the '5' • ACC Rookie of the Week for his play vs. Michigan State and UNCG • Second on the team in field goal percentage (.548) and third in rebounding (6.1) • Led UNC in rebounding 11 times • Averaged 15 rebounds per 40 minutes • Scored in double figures 12 times with a high of 23 at Florida State.

2014 NCAA TOURNAMENT

Averaged 13.5 points and 9.0 rebounds and made 12 of 19 from the floor (.632) in two NCAA Tournament games • Posted his second double-double with 15 points and a season-high 13 rebounds in a season-high 31 minutes in NCAA Tournament loss to Iowa State • Scored 12 points in 13 minutes against Providence in the NCAA second round.

ACC HIGHLIGHTS

Grabbed 10 rebounds, six on the offensive boards, in the win at NC State • Scored 15 points despite spraining his right ankle and hyper-extending his right knee in the first half against Wake Forest on 2/22 • Led all scorers with a season-high 23 points on 11 of 12 shooting at Florida State • Field goal percentage of .917 was the highest single-game percentage by a Tar Heel in the Roy Williams era • Had eight points and 10 rebounds in 13 minutes against NC State • Led UNC with 15 points and nine rebounds and was the

team's top defender at Virginia.

PRE-ACC HIGHLIGHTS

Led Carolina with 15 points and had seven rebounds and a key assist on a three-pointer by Marcus Paige in win at #1 Michigan State • Scored 11 second-half points vs. the Spartans • Averaged 14.0 points, 9.5 rebounds and 4.0 assists in wins over Louisville and Michigan State • First double-double with 13 points, 12 rebounds and seven assists in win over Louisville.

PREP

Attended West Charlotte High School, where he played for coach Baronton Terry • A McDonald's All-America • Also played in the Jordan Brand Classic and the Nike Global Challenge • Three-time all-state selection • Helped lead West Charlotte to a 78-13 record over the last three seasons • Won the state title in 2011, earning MVP honors after grabbing 19 rebounds in the championship game • Averaged 19 points, 16 rebounds and three blocks as a senior • Scored 20 or more points seven times • Grabbed 20 or more rebounds four times • Had three games as a senior with 20 plus points and rebounds • Also lettered in tennis for three seasons at West Charlotte • Honor student in each of his last three years.

PERSONAL

Born Kennedy Rashod Meeks • Birthday is Feb. 5 • Born in Charlotte • Son of Nokhia Meeks and Dana Hobbs • Majoring in communication studies.



Grant Halverson





Meeks' Career Highs

- **Points:** 23 at Florida State (2/17/14)
- **Rebounds:** 14 vs. N.C. State (2/24/15)
- **Assists:** 7 vs. Louisville (11/24/13)
- **Blocks:** 5 vs. Butler (11/26/14)

Kennedy Meeks, Game-by-Game

2013-14	FG	3FG	FT	REB	PF	PTS	A	TO	B	S	MP
Oakland	3-4	0-0	4-4	0-5-5	2	10	2	1	0	1	13
Holy Cross	1-3	0-0	2-2	2-6-8	1	4	0	0	1	0	13
Belmont	3-6	0-0	0-1	1-3-4	0	6	0	0	0	1	12
vs. Richmond	0-2	0-0	1-2	1-2-3	0	1	0	0	0	0	5
vs. Louisville	5-6	0-0	3-7	4-8-12	2	13	7	1	0	1	24
at UAB	3-5	0-0	1-2	1-5-6	0	7	0	1	0	0	15
at Michigan State	6-8	0-0	3-4	2-5-7	1	15	1	0	1	0	18
UNCG	5-8	0-0	2-5	4-4-8	3	12	2	0	1	0	15
Kentucky	0-4	0-0	1-3	3-1-4	2	1	1	2	2	0	19
Texas	4-8	0-0	1-1	3-3-6	4	9	0	0	0	1	16
Davidson	6-6	0-0	1-3	0-4-4	3	13	0	1	3	0	16
Northern Kentucky	0-1	0-0	4-4	1-5-6	0	4	2	1	2	0	13
UNCW*	0-3	0-0	0-0	1-4-5	1	0	0	4	1	1	16
at Wake Forest*	3-8	0-0	1-2	4-5-9	2	7	0	1	0	0	18
Miami	2-3	0-0	1-2	0-4-4	1	5	0	1	1	0	16
at Syracuse	0-2	0-0	0-0	0-0-0	2	0	0	0	1	0	12
Boston College	3-4	0-0	4-5	3-3-6	3	10	0	1	1	1	15
at Virginia	7-10	0-0	1-3	4-5-9	1	15	2	1	1	1	21
Clemson*	5-9	0-0	1-4	5-3-8	2	11	1	2	3	1	26
at Georgia Tech*	4-4	0-0	1-2	1-9-10	3	9	2	1	1	0	26
NC State*	3-9	0-0	2-2	5-5-10	2	8	0	1	0	0	13
Maryland*	2-4	0-0	3-6	1-2-3	1	7	0	3	1	0	18
at Notre Dame*	1-6	0-0	1-2	4-2-6	1	3	1	3	1	0	12
Pitt*	1-3	0-0	0-0	3-1-4	3	2	0	1	1	0	11
at Florida State*	11-12	0-0	1-3	3-4-7	3	23	0	0	2	0	24
Duke*	1-5	0-0	2-2	3-3-6	1	4	2	2	0	0	16
Wake Forest*	6-7	0-0	3-4	2-2-4	1	15	1	1	0	0	15
at NC State*	3-7	0-0	2-4	6-4-10	2	8	0	1	0	0	21
at Virginia Tech*	1-5	0-0	0-0	2-5-7	4	2	2	1	2	0	18
Notre Dame	2-4	0-0	1-2	1-3-4	1	5	0	0	0	1	12
at Duke*	0-1	0-0	0-0	0-1-1	0	0	0	1	0	0	12
vs. Pitt (ACC)*	0-2	0-0	1-2	2-1-3	2	1	0	1	0	0	8
vs. Providence (NCAA)*	6-8	0-0	0-0	4-1-5	1	12	0	0	0	1	13
vs. Iowa St (NCAA)*	6-11	0-0	3-4	4-9-13	3	15	1	1	2	1	31

2014-15

Opponent	FG	3FG	FT	REB	PF	PTS	A	TO	B	S	MP
NC Central*	4-10	0-0	2-3	2-7-9	2	10	0	0	2	1	17
Robert Morris*	6-7	0-0	9-14	6-6-12	3	21	1	1	0	0	17
at Davidson*	9-13	0-0	1-3	3-9-12	2	19	3	1	2	2	31
vs. Butler*	2-4	0-0	3-6	4-6-10	1	7	2	2	5	0	25
vs. UCLA	3-6	0-0	2-2	0-2-2	3	8	1	1	0	0	18
vs. Florida*	8-12	0-0	2-4	5-8-13	3	18	1	6	2	1	27
Iowa*	6-8	0-0	3-3	6-6-12	5	15	2	0	2	0	29
East Carolina*	6-9	0-0	0-1	1-10-11	2	12	1	1	2	3	20
at Kentucky*	4-8	0-0	2-2	4-0-4	2	10	1	0	1	0	22
at UNCG*	8-9	0-0	2-2	1-5-6	3	18	0	0	0	0	19
vs. Ohio State*	3-10	0-0	2-4	5-8-13	2	8	2	2	2	0	28
UAB*	6-9	0-0	2-4	4-5-9	3	14	1	1	3	2	24
William and Mary*	3-4	0-0	1-2	0-3-3	3	7	0	2	0	2	14
at Clemson*	4-11	0-0	4-5	5-7-12	1	12	2	0	0	0	22
Notre Dame*	3-8	0-0	6-6	4-0-4	5	12	1	1	1	1	17
Louisville*	4-7	0-0	5-6	4-2-6	4	13	1	2	2	3	29
at NC State*	7-13	0-0	1-3	1-9-10	1	15	1	1	1	1	34
Virginia Tech*	3-4	0-0	2-4	0-3-3	0	8	0	1	0	0	19
at Wake Forest*	8-11	0-0	0-0	1-7-8	4	16	0	1	1	1	22
Florida State*	4-9	0-0	4-4	1-6-7	2	12	1	0	1	0	30
Syracuse*	6-13	0-0	5-8	4-4-8	3	17	1	5	1	1	32
at Louisville*	4-7	0-0	1-4	0-4-4	4	9	0	2	1	0	30
Virginia*	4-8	0-0	3-4	3-4-7	2	11	2	6	0	0	28
at Boston College	2-5	0-0	0-0	1-1-2	1	4	0	1	1	0	12
at Pitt	6-8	0-0	3-5	1-2-3	3	15	1	0	1	0	19
at Duke*	8-10	0-0	2-4	2-5-7	4	18	1	1	1	1	33
Georgia Tech*	8-13	0-0	2-3	1-5-6	2	18	1	0	3	2	25
NC State*	5-10	0-1	2-4	4-10-14	2	12	1	1	3	1	30
at Miami*	2-5	0-0	0-0	1-4-5	1	4	1	3	1	0	27
at Georgia Tech*	3-6	0-0	2-2	3-2-5	4	8	2	3	2	0	19
Duke	1-7	0-0	0-0	4-5-9	3	2	3	1	1	0	23
vs. BC (ACC)	DNP (illness)										
vs. Louisville (ACC)	4-9	0-0	1-2	3-2-5	1	9	0	0	2	0	19
vs. Virginia (ACC)*	1-3	0-0	5-9	3-6-9	4	7	2	2	2	1	26
vs. Notre Dame (ACC)*	4-6	0-0	0-0	2-3-5	4	8	2	1	0	0	17
vs. Harvard (NCAA)*	4-8	0-0	2-4	2-6-8	2	10	1	5	0	0	29
vs. Arkansas (NCAA)*	4-5	0-0	1-2	3-1-4	4	9	0	4	0	0	15
vs. Wisconsin (NCAA)*	1-4	0-0	2-2	1-3-4	3	4	0	0	0	0	14



Stilman White

#30 Stilman White

Jr. • G • 6-1 • 175 • Wilmington, N.C. • Economics Major

CAREER

A freshman in 2011-12, he then went on a Mormon mission and sat out the next two seasons • Returned as a sophomore in 2014-15 • Wore jersey No. 11 as a freshman in 2011-12, switched to No. 45 in 2014-15 and will wear No. 30 as a junior.

SOPHOMORE SEASON (2014-15)

Saw action in nine contests • Returned to action at Georgia Tech in early March for the first time since the UAB game on December 27th • Was

managing a stress reaction in his right foot since mid-January; did not dress out for eight games as a precaution • Returned to the roster after a two-year absence due to a Mormon mission • Played in nine contests in 2014-15 and had three assists.

FRESHMAN SEASON (2011-12)

Played 60 minutes without a turnover in the NCAA Tournament Sweet 16 against Ohio and Elite Eight against Kansas • Set season-highs for points (four) and assists (seven) against the Jayhawks • Had six first-half assists and helped the Tar Heels shoot 63.6 percent in the first half against KU • Made his first college start in the Sweet 16 against Ohio and played 32 minutes with a season-high six assists and zero turnovers • Played more minutes in the first half (12) than he did in any previous game • Played as many minutes in the regional in St. Louis as he did in the previous 15 games combined • Played in

THE WHITE FILE

- **Name:** Stilman Shannon White
- **Birthday:** July 27
- **Birthplace:** Orange, Calif.
- **Parents:** Erin & Shannon White
- **Prep Coach:** Brett Queen

34 games • Had 32 assists and five turnovers • Committed a turnover every 39.2 minutes of action.

PREP

Earned first-team Associated Press and North Carolina Basketball Coaches all-state honors and was the Midwestern Conference and District 2 Player of the Year in 2011 at Hoggard High School • Two-time team captain, MVP and all-district honoree • Played for Coach Brett Queen • Scored 1,078 points and had 231 assists in 76 career games • Averaged a career-high 20.5 points and 3.0 assists per game as a senior • One of three players in school history to score 1,000 or more points.

PERSONAL

Stilman Shannon White is the son of Erin and Shannon White • Born on July 27 in Orange, Calif. • His youngest sister was adopted from Ethiopia • Economics major.

WHITE'S CAREER STATISTICS

YEAR	GP-GS	MIN	AVG	FGM-A	PCT	3FGM-A	PCT	FTM-A	PCT	OFF	DEF	REB	AVG	A	TO	B	S	PTS	AVG
2011-12	34-2	196	5.8	6-30	.200	3-19	.158	14-24	.583	1	11	12	0.4	32	5	0	8	29	0.9
2014-15	9-0	23	2.6	0-1	.000	0-1	.000	0-0	—	1	0	1	0.1	3	0	0	0	0	0.0
TOTALS	43-2	219	5.1	6-31	.194	3-20	.150	14-24	.583	2	11	13	0.3	35	5	0	8	29	0.7

Stilman White, Game-by-Game

2011-12	FG	3FG	FT	REB	PF	PTS	A	TO	B	S	MP
vs. Michigan State	0-0	0-0	3-4	0-0-0	0	3	0	0	0	0	1
at UNC Asheville	0-0	0-0	1-2	0-0-0	0	1	0	0	0	0	0+
Miss. Valley State	0-0	0-0	0-3	0-3-3	2	0	3	0	0	0	9
Tennessee State	0-0	0-0	0-2	0-0-0	2	0	1	0	0	0	4
vs. South Carolina	1-1	1-1	0-0	0-0-0	0	3	1	0	0	0	3
vs. UNLV				DNP							
Wisconsin				DNP							
at Kentucky				DNP							
Evansville	0-2	0-1	3-4	0-2-2	2	3	2	1	0	0	9
Long Beach State				DNP							
Appalachian State	1-2	0-0	0-1	0-0-0	1	2	0	0	0	0	4
Nicholls	0-1	0-1	0-0	0-0-0	3	0	2	1	0	0	11
Texas	0-0	0-0	0-0	0-0-0	0	0	0	0	0	0	1
Elon	0-1	0-1	0-0	0-1-1	0	0	1	0	0	1	8
Monmouth	0-1	0-1	1-2	1-2-3	0	1	2	0	0	0	6
Boston College	0-0	0-0	0-0	0-0-0	0	0	0	0	0	0	2
Miami	0-0	0-0	0-0	0-0-0	0	0	0	0	0	0	2
at Florida State	0-3	0-1	0-0	0-0-0	1	0	0	0	0	0	4
at Virginia Tech	0-1	0-1	0-0	0-0-0	0	0	0	1	0	0	1
NC State	1-2	1-2	0-0	0-0-0	1	3	1	0	0	0	5
Georgia Tech	1-1	1-1	0-0	0-0-0	0	3	1	0	0	1	6
at Wake Forest	0-0	0-0	0-0	0-0-0	1	0	0	0	0	0	3
at Maryland	0-0	0-0	0-0	0-0-0	1	0	0	0	0	0	2
Duke	0-0	0-0	0-0	0-0-0	0	0	0	0	0	0	2
Virginia	0-1	0-1	0-0	0-1-1	1	0	1	0	0	1	8
at Miami	0-0	0-0	0-0	0-0-0	1	0	0	0	0	0	2
Clemson	0-0	0-0	0-0	0-0-0	2	0	1	0	0	0	4
at NC State	0-0	0-0	0-0	0-0-0	1	0	1	0	0	0	2
at Virginia	0-1	0-1	0-0	0-0-0	2	0	0	0	0	0	2
Maryland	0-1	0-1	0-0	0-0-0	2	0	0	0	0	0	7
Duke	0-0	0-0	0-0	0-0-0	0	0	1	0	0	0	3
vs. Maryland (ACC)	1-2	0-1	0-0	0-0-0	0	2	0	1	0	1	8
vs. NC State	0-1	0-1	0-0	0-0-0	0	0	0	0	0	1	3
vs. Fla State	0-0	0-0	0-0	0-0-0	0	0	0	0	0	1	1
vs. Vermont (NCAA)	0-0	0-0	0-0	0-0-0	1	0	0	0	0	0	8
vs. Creighton	0-0	0-0	2-2	0-0-0	0	2	1	1	0	0	5
vs. Ohio*	0-4	0-1	2-2	0-0-0	3	2	6	0	0	1	32
vs. Kansas*	1-5	0-3	2-2	0-2-2	3	4	7	0	0	1	28
2014-15	FG	3FG	FT	REB	PF	PTS	A	TO	B	S	MP
NC Central	0-0	0-0	0-0	0-0-0	1	0	0	0	0	0	2
Robert Morris	0-1	0-1	0-0	0-0-0	0	0	0	0	0	0	4
at Davidson				DNP							
vs. Butler				DNP							
vs. UCLA	0-0	0-0	0-0	0-0-0	0	0	0	0	0	0	2
vs. Florida				DNP							
Iowa				DNP							
East Carolina	0-0	0-0	0-0	0-0-0	0	0	1	0	0	0	3
at Kentucky	0-0	0-0	0-0	0-0-0	0	0	0	0	0	0	1
at UNCG	0-0	0-0	0-0	0-0-0	0	0	1	0	0	0	2
vs. Ohio State				DNP							
UAB	0-0	0-0	0-0	0-0-0	0	0	1	0	0	0	3
William and Mary				DNP							
at Clemson				DNP (illness)							
Notre Dame				DNP							
Louisville				DNP							
next 8 games				DNP (stress reaction right foot)							
at Pitt				DNP							
at Duke				DNP							
Georgia Tech				DNP							
NC State				DNP							
at Miami				DNP							
at Georgia Tech	0-0	0-0	0-0	1-0-1	0	0	0	0	0	0	3
Duke				DNP							
vs. BC (ACC)	0-0	0-0	0-0	0-0-0	1	0	0	0	0	0	3
vs. Louisville (ACC)				DNP							
vs. Virginia (ACC)				DNP							
vs. Notre Dame (ACC)				DNP							
vs. Harvard (NCAA)				DNP							
vs. Arkansas (NCAA)				DNP							
vs. Wisconsin (NCAA)				DNP							

White's Career Highs

- **Points:** 4 vs. Kansas (3/25/12)
- **Rebounds:** 3 on two occasions
- **Assists:** 7 vs. Kansas (3/25/12)
- **Steals:** 1 on several occasions



Peyton Williams



Joel Berry II
#2

#2 Joel Berry II

Soph. • G • 6-0 • 195 • Apopka, Fla. • Exercise & Sport Science Major

FRESHMAN SEASON (2014-15)

Came on strong at the end of the season • Averaged 15.2 minutes at the point over the last 14 games after returning from a seven-game layoff due to injury • Missed eight ACC games due to injury and illness • Had 46 assists, 21 turnovers and 12 steals in 30 games • Went 10 for 20 from three-point range in the last 10 games, including 6 for 11 in the post-season • Scored 60 points in the last nine games (6.7 per game).

GAME HIGHLIGHTS

Scored nine points and had three assists vs. Wisconsin in the NCAA Sweet 16 • Had seven points and four assists in the ACC championship game vs. Notre Dame • Scored eight straight UNC points midway through the first half in the ACC quarterfinals vs. Louisville • Led Carolina with a season-high 15 points and made a season-best three 3FGs in the win at Georgia Tech • Tied his previous season scoring high with eight points and had a season-best six assists with no turnovers at Pitt • Returned to the lineup at Boston College on 2/7 and played 10 minutes and graded out as UNC's top defender • Had missed the previous seven games due to injury •



THE BERRY FILE

- **Name:** Joel DeWayne Berry II
- **Birthday:** April 1
- **Birthplace:** Orlando, Fla.
- **Parents:** Joel & Kathie Berry
- **Prep Coach:** Jason Vallery

Re-aggravated a strained groin in practice on 1/13.

PREP

Played for Coach Jason Vallery at Lake Highland Prep in Orlando, Fla. • *Parade* All-America • First player in Florida high school history to win Florida Dairy Farmers Mr. Basketball award three times (Vince Carter won the award in 1995) • Also won Gatorade Player of the Year honors three times, just the sixth player to do that in any state • Named King of the Court, 4-A Player of the Year and first-team all-state by the Florida Association of Basketball Coaches • Orlando Sentinel area player of the year • Led Lake Highland Prep to consecutive state titles • Was Tournament MVP as a senior, when he averaged 22.4 points, 6.6 rebounds, five assists and 2.2 steals in five games • Averaged 21.7 points, 6.0 rebounds, 3.3 assists and 2.6 steals in his prep career • Averaged 24.5 points, 7.0 rebounds, 4.3 assists

BERRY'S CAREER STATISTICS

YEAR	GP-GS	MIN	AVG	FGM-A	PCT	3FGM-A	PCT	FTM-A	PCT	OFF	DEF	REB	AVG	A	TO	B	S	PTS	AVG
2014-15	30-0	397	13.2	40-99	.404	17-48	.354	28-37	.757	3	23	26	0.9	46	21	1	12	125	4.2

MEET THE TAR HEELS JOEL BERRY II

and 2.4 steals as a senior • Had 39 points in 2014 state semifinals and 20 points and nine rebounds in the title game • Averaged 25.3 points as a junior and 23.8 as a sophomore • Played in the McDonald's All-America Game and the Nike Hoop Summit • Invited to play in the Jordan Brand Classic but didn't play due to injury • Earned third-team All-America honors from MaxPreps in 2014 • Won the Nike Peach Jam in 2013 • Earned a gold medal on the USA's U-17 team in Lithuania in 2012 • Played one year of football.

PERSONAL

Born Joel DeWayne Berry II • Birthday is April 1 • Son of Joel and Kathie Berry • His sister played four years at Rollins College • Majoring in exercise and sport science.

Berry's Career Highs

- **Points:** 15 at Georgia Tech (3/3/15)
- **Rebounds:** 5 vs. Boston College (3/11/15)
- **Assists:** 6 at Pitt (2/14/15)
- **Steals:** 2 on three occasions



Peyton Williams

Joel Berry II, Game-by-Game

2014-15	FG	3FG	FT	REB	PTS	A	TO	B	S	MP
NC Central	0-2	0-2	3-3	0-2-2	0	3	2	0	1	12
Robert Morris	3-6	1-4	1-1	0-2-2	1	8	2	2	0	16
at Davidson	0-1	0-1	0-0	0-0-0	1	0	2	0	0	6
vs. Butler	0-2	0-1	0-0	0-0-0	0	0	0	2	0	7
vs. UCLA	1-5	0-3	0-0	0-0-0	2	2	1	0	0	10
vs. Florida	0-0	0-0	0-0	0-0-0	1	0	0	0	0	4
Iowa	0-3	0-1	0-0	0-1-1	0	0	0	0	0	9
East Carolina	4-4	0-0	0-0	0-1-1	0	8	3	0	0	14
at Kentucky	1-3	0-1	2-2	0-0-0	0	4	0	0	0	11
at UNCG	2-3	1-2	3-4	0-0-0	1	8	0	0	0	16
vs. Ohio State	2-2	1-1	0-0	1-0-1	1	5	4	0	0	11
UAB	0-3	0-2	3-6	0-0-0	2	3	1	2	0	14
William and Mary	2-3	1-2	0-0	0-1-1	1	5	1	0	0	8
at Clemson	0-1	0-0	0-0	0-2-2	3	0	2	0	0	10
Notre Dame	1-2	0-0	0-0	1-1-2	3	2	1	0	0	13
Louisville	1-3	1-1	0-0	0-1-1	0	3	0	0	0	13
at NC State				DNP (groin strain)						
Virginia Tech				DNP (groin strain)						
at Wake Forest				DNP (groin strain)						
Florida State				DNP (groin strain)						
Syracuse				DNP (groin strain)						
at Louisville				DNP (groin strain)						
Virginia				DNP (groin strain)						
at Boston College	0-0	0-0	0-0	0-0-0	1	0	0	0	0	10
at Pitt	2-6	1-3	3-4	0-2-2	2	8	6	0	0	28
at Duke	1-6	1-3	0-0	0-0-0	4	3	5	1	0	24
Georgia Tech				DNP (sick)						
NC State	0-1	0-1	0-0	0-0-0	2	0	0	2	0	6
at Miami	1-2	1-2	0-0	0-1-1	0	3	3	1	0	15
at Georgia Tech	5-8	3-5	2-2	0-1-1	0	15	2	1	0	20
Duke	0-3	0-2	0-0	0-0-0	4	0	1	2	0	7
vs. BC (ACC)	2-4	0-1	3-5	0-5-5	4	7	1	2	0	18
vs. Louisville (ACC)	3-6	2-3	0-0	0-1-1	3	8	1	2	0	20
vs. Virginia (ACC)	1-3	1-2	1-2	0-0-0	1	4	0	0	0	16
vs. Notre Dame (ACC)	2-4	1-2	2-2	0-0-0	2	7	4	1	0	16
vs. Harvard (NCAA)	2-5	0-0	0-0	1-1-2	0	4	1	0	0	13
vs. Arkansas (NCAA)	2-5	0-0	2-2	0-0-0	3	6	0	3	0	11
vs. Wisconsin (NCAA)	2-3	2-3	3-4	0-1-1	2	9	3	0	0	9



Jack
#44

#44 Justin Jackson

Soph. • F • 6-8 • 200 • Tomball, Texas • Undeclared Major

JACKSON'S 2015 HONORS ACC All-Freshman Team All-ACC Tournament (2nd team)

FRESHMAN SEASON (2014-15)

Voted by both the ACC coaches and media to the league's All-Freshman team • Scored in double figures 22 times, including 11 of the last 12 games and six of seven in the postseason • Shot 52.1 percent from the floor and 44.7 percent from three-point range in the last 12 games • Made 11 of his first 54 three-point attempts and 17 of his last 38 • Made two three-pointers three times in the first 27 games and at least two six times in the last 11 games • Led UNC in scoring six times • Started 37 games (all except Senior Night) • One of six ACC freshmen to average double figures in scoring • Was fifth among ACC freshmen in assists at 2.3 per game (the four players ahead of him were all point guards) • Was second on the team with 28 three-point field goals • Earned second-team All-ACC Tournament honors • Carolina's second-leading scorer in NCAA Tournament play at 15.0 ppg • Shot a team-high 53.1 percent from the floor in the three

NCAA Tournament games.


GAME HIGHLIGHTS

Shared UNC scoring honors in the Sweet 16 loss to Wisconsin with 15 points • Scored 14 of his 16 points in the second half vs. Arkansas, including eight in the final six minutes • Scored UNC's last four points in the win over Harvard • Scored 16 of season-high 22 points in the second half in the ACC semifinal win over #3 ranked and #1 seed Virginia.

Went 5 for 7 from the floor and had 14 points in home loss to Duke • Led all scorers on both teams with 16 points in the loss to NC State • Played a season-high 34 minutes and scored 10 of his 17 points in the second half in the win at Wake Forest • Two-way standout in the win over Virginia Tech as he scored a game-high 16 points, grabbed a season-high seven rebounds, had four assists and two blocks.

Had 13 points, six rebounds and four assists against UAB • Scored 11 points and had a season-high five assists in win over 12th-ranked Ohio State • Had 12 points and four steals against Florida • Scored 18 points on 7 of



 **THE JACKSON FILE**

- **Name:** Justin Aaron Jackson
- **Birthday:** March 28
- **Birthplace:** Houston, Texas
- **Parents:** Lloyd & Sharon Jackson
- **Prep Coach:** Mike Decker

JACKSON'S CAREER STATISTICS

YEAR	GP-GS	MIN	AVG	FGM-A	PCT	3FGM-A	PCT	FTM-A	PCT	OFF	DEF	REB	AVG	A TO	B	S	PTS	AVG	
2014-15	38-37	1014	26.7	157-329	.477	28-92	.304	66-93	.710	52	87	139	3.7	88	52	19	20	408	10.7

MEET THE TAR HEELS
JUSTIN JACKSON

10 shooting, including his first three-pointer, and had four assists at Davidson • Had nine points and five rebounds in his debut vs. NC Central.

PREP

Played for Coach Mike Decker for the Homeschool Christian Youth Association Warriors • Parade All-America and second-team USA Today All-America • Played in the McDonald's All-America Game and Jordan Brand Classic • Won the Maravich Award (2011), the Sullivan Award (2012) and the Jefferson Award (2013) as the top home schooled player in the country • Earned co-Most Valuable Player honors at the McDonald's Game after scoring 23 points on 11 of 14 shooting from the floor • Also the recipient of the Jack Daly Sportsmanship Award at the McDonald's game • Led HCYA Warriors to national championship in 2012 • Averaged 31.5 points, 9.1 rebounds, 2.0 assists and 1.9 blocks in 40 games as a senior • Led HCYA Warriors to 30-13 record in 2014 and a berth in the national title game • Scored 41 points

in double overtime loss in the finals • Houston Chronicle's All-Greater Houston team • VYPE's (high school sports magazine) Houston Area Player of the Year • Teamed with Theo Pinson to earn a gold medal for the USA at FIBA Americas U-16 championship in 2011 in Mexico • Scored 13 points in gold medal game against Argentina • Attended Lone Star College as part of his home schooling.

PERSONAL

Born Justin Aaron Jackson • Birthday is March 28 • Son of Lloyd and Sharon Jackson • His father ran track at Blinn Junior College and his mother played basketball there • Undeclared major.

Jackson's Career Highs

- **Points:** 22 vs. Virginia (3/13/15)
- **Three-Pointers:** 4 vs. Virginia (3/13/15)
- **Rebounds:** 7 vs. Virginia Tech (1/18/15)
- **Assists:** 6 at Pitt (2/14/15)
- **Steals:** 4 vs. Florida (11/28/14)



Robert Crawford

<i>Justin Jackson, Game-by-Game</i>												
2014-15	FG	3FG	FT	REB	PF	PTS	A	TO	B	S	MP	
NC Central*	4-7	0-1	1-2	2-3-5	3	9	3	1	2	1	24	
Robert Morris*	6-10	0-2	1-1	0-0-0	1	13	3	0	0	0	21	
at Davidson*	7-10	1-3	3-4	0-3-3	2	18	4	1	0	1	28	
vs. Butler*	2-4	0-1	2-2	1-0-1	1	6	2	1	0	2	21	
vs. UCLA*	4-13	1-3	3-4	3-2-5	4	12	0	2	0	1	25	
vs. Florida*	3-8	2-3	4-4	1-2-3	0	12	2	1	1	4	28	
Iowa*	3-9	0-3	1-2	2-1-3	1	7	1	2	1	0	24	
East Carolina*	3-8	0-2	0-0	3-3-6	0	6	2	1	1	0	24	
at Kentucky*	2-6	0-2	0-0	1-0-1	4	4	2	2	0	0	18	
at UNCG*	2-8	0-2	3-3	1-2-3	0	7	3	1	0	0	21	
vs. Ohio State*	4-10	0-2	3-7	2-2-4	1	11	5	1	0	0	24	
UAB*	5-8	2-3	1-1	1-5-6	1	13	4	2	0	0	22	
William and Mary*	3-9	0-4	1-1	1-1-2	1	7	2	1	0	1	20	
at Clemson*	6-8	1-1	0-0	2-1-3	2	13	2	1	0	0	27	
Notre Dame*	2-4	0-2	2-2	0-3-3	0	6	1	0	0	0	23	
Louisville*	4-6	0-1	0-0	2-2-4	2	8	4	1	3	0	22	
at NC State*	3-4	0-1	1-1	0-0-0	1	7	2	3	0	1	23	
Virginia Tech*	5-10	2-4	4-4	3-4-7	0	16	4	2	2	0	27	
at Wake Forest*	6-8	1-2	4-6	0-3-3	1	17	1	1	0	2	34	
Florida State*	6-15	0-3	2-7	2-2-4	2	14	3	1	1	0	34	
Syracuse*	2-7	0-2	1-2	2-3-5	1	5	4	2	2	0	29	
at Louisville*	4-13	0-2	2-2	1-3-4	4	10	1	1	2	0	38	
Virginia*	3-6	0-0	2-2	1-4-5	0	8	1	2	0	0	28	
at Boston College*	3-6	0-0	2-4	1-5-6	1	8	3	3	0	0	29	
at Pitt*	3-7	1-3	1-3	2-3-5	1	8	6	0	0	0	26	
at Duke*	1-8	0-2	0-0	2-3-5	0	2	3	2	0	1	17	
Georgia Tech*	5-10	1-2	0-0	1-5-6	2	11	5	1	1	2	34	
NC State*	7-17	2-4	0-0	2-1-3	2	16	1	1	0	1	35	
at Miami*	2-5	1-2	6-8	1-3-4	2	11	0	1	1	0	33	
at Georgia Tech*	6-10	0-4	1-2	2-3-5	0	13	3	0	0	0	29	
Duke	5-7	2-3	2-2	2-1-3	1	14	0	1	1	0	26	
vs. BC (ACC)*	4-7	2-3	2-3	0-2-2	0	12	2	1	0	0	27	
vs. Louisville (ACC)*	4-7	0-1	2-2	1-4-5	3	10	1	1	0	0	24	
vs. Virginia (ACC)*	8-10	4-5	2-2	0-4-4	2	22	1	1	0	1	31	
vs. Notre Dame (ACC)*	3-12	0-7	1-2	2-1-3	3	7	1	3	1	0	31	
vs. Harvard (NCAA)*	5-8	2-2	2-2	2-1-3	2	14	2	4	0	0	30	
vs. Arkansas (NCAA)*	6-13	0-2	4-6	2-1-3	2	16	1	3	0	2	26	
vs. Wisconsin (NCAA)*	6-11	3-3	0-0	1-1-2	2	15	3	0	0	0	31	



#1 Theo Pinson

Soph. • F/G • 6-6 • 205 • Greensboro, N.C. • Communication Studies Major

FRESHMAN SEASON (2014-15)

Underwent foot surgery on May 4, 2015, to repair a fracture of his left fifth metatarsal • Broke the bone on January 21st at Wake Forest • Missed the next 10 games before returning to action with five points in two minutes at Georgia Tech on March 3 • Played seven minutes in the regular-season finale at home vs. Duke • Averaged 12.5 minutes in 24 games • Missed 14 games, including 10 in a row, with the broken left foot • Played 14 minutes in the post-season, all in the NCAA Tournament • Was unable to play in the ACC Tournament after aggravating the injury during practice the week of the event • At the time of his injury in January, he was fourth on the team (tops off the bench) in assists and rebounding • Scored a season-high seven points three times • Had an assist-error ratio of 2.2 to 1 (37/17).

GAME HIGHLIGHTS

Led Carolina in rebounding with eight and added seven points as he led second-half rally on 1/5 against Notre Dame • All of his points and rebounds vs. the Irish came in 12 second-half minutes • Led UNC (outright or shared) in assists three times • Had seven

points and three steals vs. UAB • Scored five points and had three assists vs. East Carolina • Led Carolina with seven rebounds (four offensive) and had three assists against UCLA • Started his first collegiate game vs. NC Central and had four points, four assists and two steals.

PREP

Played for Coach Keith Gatlin (who played guard at Maryland) at Wesleyan Christian Academy in High Point, N.C. • Earned third-team USA Today All-America honors in 2014 • Played in McDonald's All-America Game, Nike Hoop Summit and Jordan Brand Classic • Won two consecutive 3-A NCISAA state championships • Averaged 23 points as a senior • The Charlotte Observer's Mr. Basketball for North Carolina in 2014 • Won the Elite 24 dunk contest in 2013 • Played at Oak Ridge (N.C.) Military Academy as a freshman • Teamed with Justin Jackson to earn a gold medal for Team USA at FIBA Americas U-16 championship in 2011 in Mexico.

PERSONAL

Born Theophilus Alphonso Pinson on Nov. 5 • Son of Theo and Barbara Pinson • Majoring in communication studies.



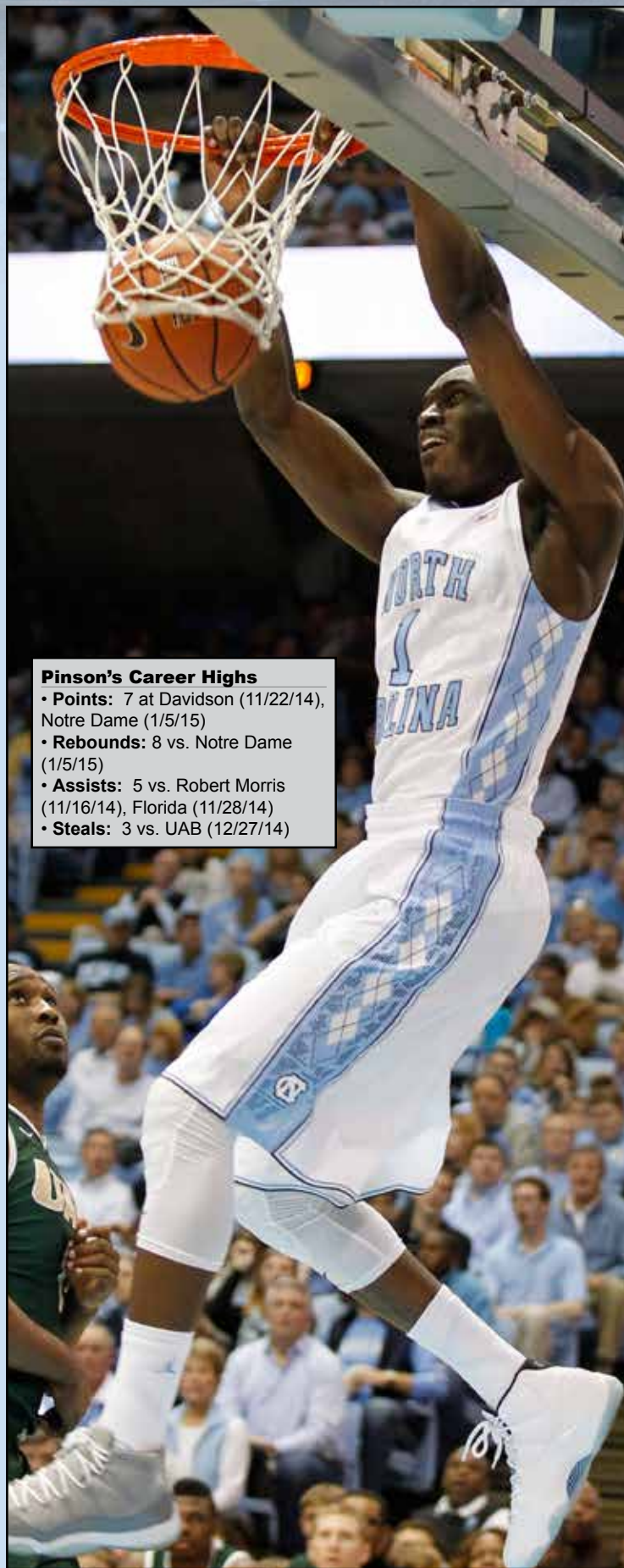
THE PINSON FILE

- **Name:** Theophilus Alphonso Pinson
- **Birthdate:** November 5
- **Birthplace:** Greensboro, N.C.
- **Parents:** Theo & Barbara Pinson
- **Prep Coach:** Keith Gatlin

PINSON'S CAREER STATISTICS

YEAR	GP-GS	MIN	AVG	FGM-A	PCT	3FGM-A	PCT	FTM-A	PCT	OFF	DEF	REB	AVG	A	TO	B	S	PTS	AVG
2014-15	24-1	300	12.5	25-68	.368	7-26	.269	11-18	.611	21	51	72	3.0	37	17	5	14	68	2.8

Grant Halverson



Robert Crawford

Pinson's Career Highs

- **Points:** 7 at Davidson (11/22/14), Notre Dame (1/5/15)
- **Rebounds:** 8 vs. Notre Dame (1/5/15)
- **Assists:** 5 vs. Robert Morris (11/16/14), Florida (11/28/14)
- **Steals:** 3 vs. UAB (12/27/14)

Theo Pinson, Game-by-Game

2014-15	FG	3FG	FT	REB	PF	PTS	A	TO	B	S	MP
NC Central*	2-5	0-1	0-0	1-2-3	0	4	4	2	0	2	16
Robert Morris	0-1	0-1	0-0	0-3-3	0	0	5	0	0	2	14
at Davidson	2-6	1-2	2-2	1-2-3	1	7	1	0	2	1	14
vs. Butler	1-3	0-0	0-2	1-3-4	2	2	0	2	1	0	14
vs. UCLA	1-4	0-2	1-2	4-3-7	3	3	3	1	0	1	16
vs. Florida	0-2	0-0	0-0	1-3-4	2	0	4	1	0	0	20
Iowa	0-2	0-2	2-2	1-3-4	1	2	0	1	0	0	12
East Carolina	2-4	1-2	0-0	1-2-3	1	5	3	0	0	0	13
at Kentucky	2-2	1-1	0-0	0-3-3	1	5	1	1	1	0	13
at UNCG	1-2	1-1	0-1	1-2-3	2	3	4	2	0	2	14
vs. Ohio State	0-5	0-2	0-0	2-1-3	0	0	1	0	0	1	12
UAB	2-4	1-3	2-2	1-2-3	1	7	2	2	0	3	15
William and Mary	2-2	0-0	2-3	0-4-4	1	6	4	1	0	1	20
at Clemson	1-6	0-2	0-0	1-3-4	0	2	1	1	0	0	17
Notre Dame	3-5	1-2	0-0	3-5-8	0	7	0	0	0	0	16
Louisville	0-2	0-1	0-0	1-2-3	0	0	2	1	0	1	15
at NC State	1-2	0-1	1-2	0-1-1	1	3	1	1	0	0	13
Virginia Tech	2-2	0-0	0-0	1-4-5	2	4	0	0	0	0	17
at Wake Forest	1-2	0-0	0-0	1-1-2	1	2	0	0	0	0	6
next 10 games	DNP (broken left foot)										
at Georgia Tech	2-3	1-1	0-0	0-1-1	1	5	0	0	0	0	2
Duke	0-2	0-1	0-0	0-0-0	1	0	0	0	0	0	7
vs. BC (ACC)	DNP (left foot)										
vs. Louisville (ACC)	DNP (left foot)										
vs. Virginia (ACC)	DNP (left foot)										
vs. Notre Dame (ACC)	DNP (left foot)										
vs. Harvard (NCAA)	0-1	0-0	0-0	0-0-0	1	0	0	0	0	0	6
vs. Arkansas (NCAA)	0-0	0-0	0-0	0-1-1	0	0	1	0	1	0	4
vs. Wisconsin (NCAA)	0-1	0-1	1-2	0-0-0	0	1	0	1	0	0	4



S. 32
Maye

#32 Luke Maye

Fr. • F • 6-7 • 230 • Huntersville, N.C. • Undeclared Major



PREP

Attended William A. Hough High School in Cornelius, N.C. • Two-time member of the Associated Press All-State team • Scored 1,923 career points and grabbed 1,369 rebounds • Averaged 20.7 points, 15.5 rebounds and 3.5 assists as a senior • Three-time all-conference selection • Two-time conference and district player of the year • MVP of the Capital Classic All-Star Game with 15 points and 12 rebounds • Won the three-point contest at the Florida Classic All-Star Game • Played in the N.C.-S.C. All-Star Game • Played for coaches Jason Grube and Justin Batts at Hough • Played four years of high school baseball at first base and outfield • Member of the National Honor Society, French Honor Society and Math Honor Society.

PERSONAL

Born Luke David Maye in Cary, N.C. • Birthday is March 7 • Son of Mark and Aimee Maye • His father, Mark, played quarterback at UNC from 1984-87, leading the ACC in 1986 with 1,401 passing yards • Undeclared major.

THE MAYE FILE

- **Name:** Luke David Maye
- **Birthday:** March 7
- **Birthplace:** Cary, N.C.
- **Parents:** Mark & Aimee Maye
- **Prep Coaches:** Jason Grube, Justin Batts



Grant Halverson



K Williams 24

#24 Kenny Williams 24

Fr. • G • 6-4 • 175 • Midlothian, Va. • Undeclared Major



PREP

Played for Coach Troy Manns at Lloyd C. Bird High School in Chesterfield, Va. • Led Bird to 89 wins in four years • Earned 5A all-state honors in 2014 and 2015 • Three-time All-Metro Richmond selection • Scored 1,603 career points (15.7 per game) and had 488 rebounds, 247 assists, 247 steals and shot 38 percent from three-point range • Made 152 career three-pointers • Averaged 17.9 points, 5.7 rebounds, 3.4 assists and 3.3 steals as a senior • Set the school record with 50 points in one game • Bird went 23-3 in 2015 and won the conference title for the second time • Conference player of the year in 2014 • Hit seven three-pointers and scored 31 points en route to Most Valuable Player honors at the '804' All-Star basketball game in 2015.

PERSONAL

Born Kenneth Fleming Williams III in Richmond, Va. • Birthday is November 18 • Parents are Kenneth Williams Jr. and Sherri Townes • Undeclared major.

THE WILLIAMS FILE

- **Name:** Kenneth Fleming Williams III
- **Birthday:** November 18
- **Birthplace:** Midlothian, Va.
- **Parents:** Kenneth Williams Jr. & Sherri Townes
- **Prep Coach:** Troy Manns



Grant Halverson

ROY WILLIAMS

• “He puts a lot on your plate. He forces you to grow up early, especially in the basketball world. He puts a lot on you, from calling the plays to running the team. He puts a lot of responsibility on you, and I think that, at the end of the day, makes you a better player.”

– Ty Lawson
Houston Rockets
point guard




• “Coach Williams does a great job of getting everyone on the same page and molding them a certain way and doing things the right way. I learned that at Carolina. It’s easy for me to adjust to the Spurs organization, because I was doing those same things here.”

– Danny Green
San Antonio Spurs



• “He’s the best coach I’ve ever had. He runs a pro system and he does a great job of getting the most out of his players within a team concept.”

– Kendall Marshall
2012 NBA Draft Lottery pick



HALL-OF-FAME TAR HEEL COACH

- Roy Williams' former UNC and Kansas players who played in the NBA last season combined to make approximately \$59 million and had career earnings in excess of \$601 million.


- Thirty-four former Williams-coached players have played in the NBA and 25 were first-round draft picks.

**ROY WILLIAMS WAS
INDUCTED INTO THE
NAISMITH BASKETBALL HALL OF FAME
IN 2007.**



ROY WILLIAMS

- Roy Williams is one of only four active coaches to win multiple NCAA championships.
- Williams is fourth in NCAA history with seven Final Four appearances as a head coach (1991, 1993, 2002, 2003 at Kansas and 2005, 2008, 2009 at UNC).
- UNC is 31-9 in NCAA Tournament play under Williams, who is second in NCAA history in Tournament wins.
- Williams is one of only two coaches in NCAA history to win 30 or more games at least 10 times.
- Williams' career winning percentage of .788 is the best of any active coach in the nation with 20 or more years of head coaching experience, ranking sixth all-time.
- Williams has been named national coach of the year in seven different seasons.




COACH, LEADER, CHAMPION



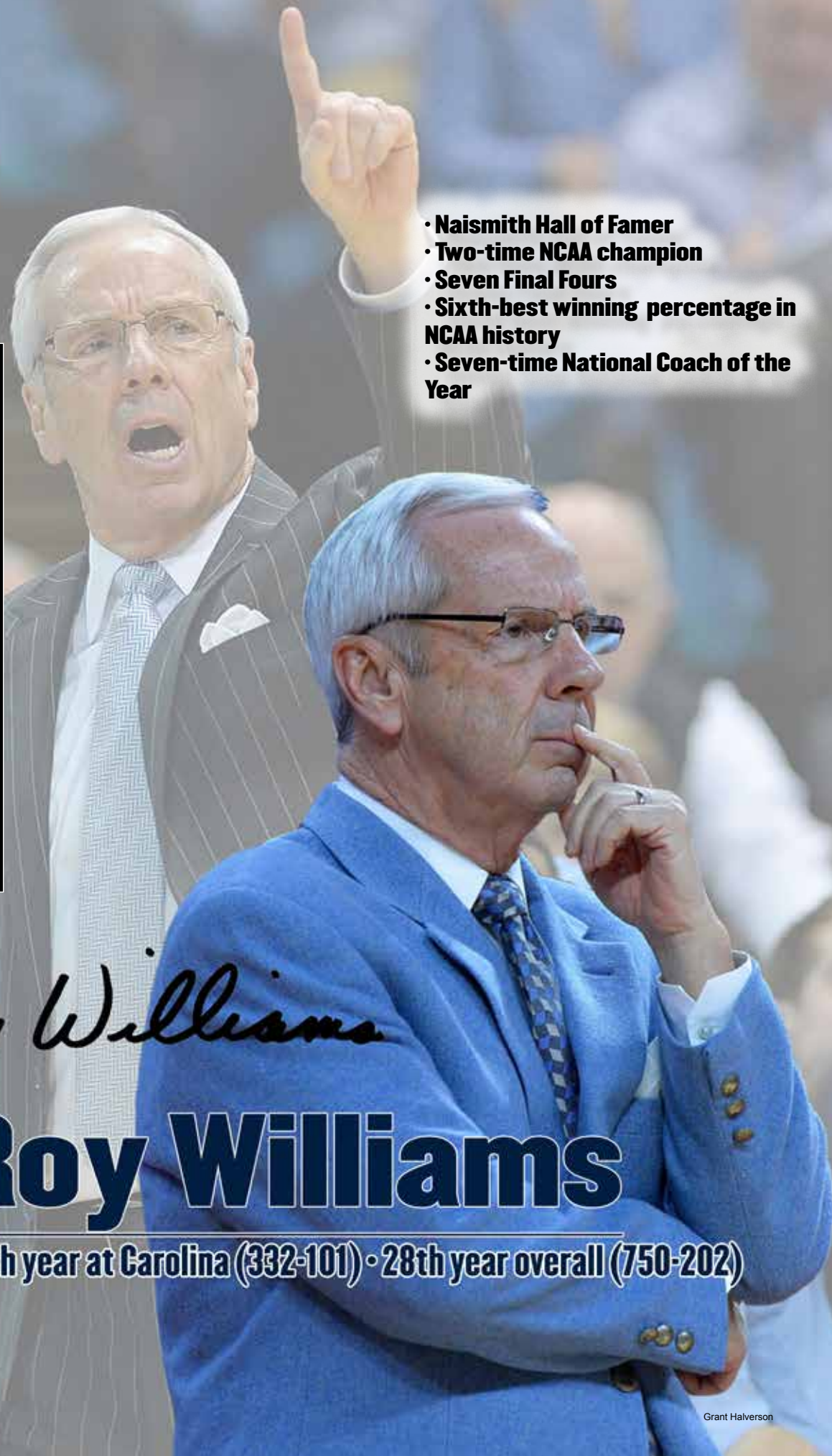
“What makes Coach Williams one of the great coaches isn’t just his extraordinary record, but his dedication to his players. He’s just as serious about making these guys into men and into leaders as he is into making them champions.”

— President Barack Obama



“What Coach Williams has meant to me personally, I can’t put into words. I’ve never had another person outside of my family care about me as much as Coach Williams has. I can never thank him for the things he’s done for me.”

— Marvin Williams



- **Naismith Hall of Famer**
- **Two-time NCAA champion**
- **Seven Final Fours**
- **Sixth-best winning percentage in NCAA history**
- **Seven-time National Coach of the Year**



THE WILLIAMS FILE

Career: 750-202 (27 seasons)
UNC: 332-101 (12 seasons)

- Has the highest winning percentage (.788) of any active head coach in the nation with 20+ years experience, ranking sixth all-time
- Two-time NCAA champion (2005, 2009)
- Has led his teams to seven Final Fours
- Three Final Fours at UNC
- Has coached 26 first-round NBA Draft picks, including 15 at Carolina

- **Birthdate:** August 1
- **Education:** North Carolina, 1972; 1973 (Master's)
- **Playing experience:** UNC freshman team, 1968-69

- **Previous head coaching experience:**
Kansas (1988-2003)
Owen High School (1973-78)


- **Assistant coaching experience:**
North Carolina (1978-88)

- **Family:** *Wife* - Wanda; *Son* - Scott, *Daughter* - Kimberly, *Daughter-in-law* - Katie; *Grandsons* - Aiden, Court

Roy Williams

 **Roy Williams**

Head Coach • 13th year at Carolina (332-101) • 28th year overall (750-202)



Peyton Williams

NATIONAL COACH OF THE YEAR

- 1990 (USBWA)
- 1991 (*Los Angeles Times*)
- 1992 (AP)
- 1997 (Naismith, *The Sporting News*)
- 2005 (New York Athletic Club)
- 2006 (AP, USBWA, Rupp)
- 2009 (New York Athletic Club)

CONFERENCE COACH OF THE YEAR

- 1990 (Big Eight - AP/UPI)
- 1992 (Big Eight - AP)
- 1995 (Big Eight - coaches co-winner)
- 1996 (Big Eight - coaches co-winner)
- 1997 (Big 12 - AP/coaches)
- 2002 (Big 12 - AP/coaches)
- 2003 (Big 12 - AP/coaches)
- 2006 (ACC)
- 2011 (ACC)

Carolina's win over Arkansas last March was not only the 750th win in Roy Williams' collegiate head coaching career, it also was his 65th victory in NCAA Tournament play, tying him with fellow Tar Heel Hall of Famer Dean Smith for the second-most all-time.

The 2015-16 season is Williams' 13th as Carolina's head coach and 28th as a college head coach. Williams is a member of the Naismith Basketball, College Basketball and North Carolina Sports Halls of Fame, leading Carolina to national championships in 2005 and 2009, three Final Fours, six Elite Eights, five NCAA Tournament No. 1 seeds in 11 appearances, seven Associated Press Top 10 final rankings, six ACC regular-season titles, two ACC Tournament crowns and five 30-win seasons. NBA teams have selected 15 of his UNC players in the first-round of the NBA Draft.

Two of his most-decorated recent players – 2012 ACC Player of the Year Tyler Zeller and senior guard Marcus Paige – have combined to win the Skip Prosser Award as the ACC's Top Scholar-Athlete in three of the last five seasons. Williams is the only NCAA coach to have two different players (Zeller and Kansas's Jacque Vaughn) earn Academic All-America of the Year honors.

ESPN, Sports Illustrated, Sporting News and Fox Sports named Williams the Coach of the Decade for 2000-09 after he led Kansas and Carolina to 33 NCAA Tournament wins, eight more than any other coach.

The Asheville, N.C., native and 1972 UNC graduate has compiled a 27-year record as a college head coach of 750-202. He is 15th all-time in wins. Last season, he passed four members of the Naismith Basketball Hall of Fame – Ray Meyer, Jerry Tarkanian, John Chaney and Phog Allen – in wins.

Williams has a career winning percentage of .788. Only one other coach in history – Adolph Rupp – has won 700 games with a higher winning percentage. Williams has the highest active winning percentage among current coaches with 20 years or more of experience, is second among all Division I active coaches and sixth-best in history.

No other coach has won at least 700 games at a higher rate per

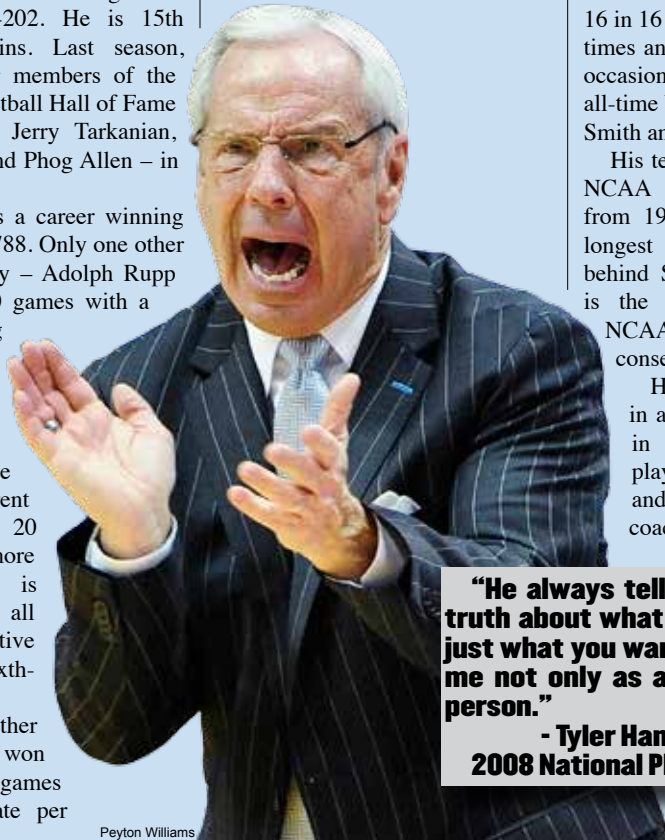
season than Williams. His teams at North Carolina and Kansas have produced 27.8 victories per season, more than two wins per year better than Duke's Mike Krzyzewski, who has averaged 25.5 wins.

Williams is one of the most successful coaches in NCAA Tournament history – only six

schools have more “March Madness” wins than Williams. His teams are 65-23 in 25 appearances. He is tied for the second-most wins (65), is third in games (88) in history behind only Krzyzewski and Smith and has the fifth-highest winning percentage (.739) among coaches with at least 30 games. His teams have reached the Sweet 16 in 16 seasons, the Elite Eight 11 times and the Final Four on seven occasions, which is tied for fourth all-time behind only John Wooden, Smith and Krzyzewski.

His teams made 20 consecutive NCAA Tournament appearances from 1990 to 2009, the second-longest streak in NCAA history behind Smith's 23, and Williams is the only coach to win an NCAA Tournament game in 20 consecutive seasons.

He has won at least one game in all 25 NCAA Tournaments in which his teams have played, a mark of success and consistency that no other coach has approached. Rupp



Peyton Williams

“He always tells you the straight-up truth about what you need to hear, not just what you want to hear. That helped me not only as a player but also as a person.”

**- Tyler Hansbrough
2008 National Player of the Year**

ROY WILLIAMS BY THE NUMBERS

HIGHEST WINNING PERCENTAGE, ALL-TIME
(minimum 10 seasons as a Division I head coach)

.826	Clair Bee	Rider, Long Island	412-87 (21 yrs)
.822	Adolph Rupp	Kentucky	876-190 (41 yrs)
.809	Mark Few	Gonzaga	437-103 (16 yrs)
.804	John Wooden	Indiana State, UCLA	664-162 (29 yrs)
.797	John Kresse	College of Charleston	560-143 (23 yrs)
.788	Roy Williams	North Carolina	750-202 (27 yrs)

HIGHEST WINNING PERCENTAGE, ACTIVE COACHES
(minimum 10 seasons as a Division I head coach)

.809	Mark Few	Gonzaga	437-103 (16 yrs)
.788	Roy Williams	North Carolina	750-202 (27 yrs)
.771	John Calipari	Kentucky	593-176 (23 yrs)
.767	Mike Krzyzewski	Duke	1018-310 (40 yrs)
.762	Thad Matta	Ohio State	401-125 (15 yrs)

MOST WINS AFTER 27 SEASONS AS A HEAD COACH

750	Roy Williams	Kansas, North Carolina
688	Jerry Tarkanian	Long Beach State, UNLV
653	Jim Boeheim	Syracuse
639	Bob Huggins	Walsh, Akron, Cincinnati, Kansas State, WVU.
638	Dean Smith	North Carolina

MOST 30-WIN SEASONS

14	Mike Krzyzewski	Duke
10	Roy Williams	Kansas, North Carolina
8	Jim Calhoun	Connecticut
8	Rick Pitino	Boston U, Providence, Kentucky, Louisville
8	John Calipari	Massachusetts, Memphis, Kentucky
7	Bill Self	Oral Roberts, Tulsa, Illinois, Kansas

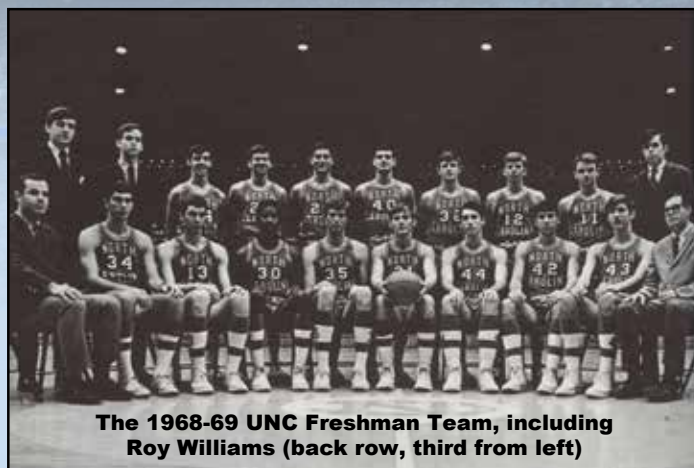
MOST WINS, ACTIVE COACHES

1018	Mike Krzyzewski	Duke (1st all-time)
966	Jim Boeheim	Syracuse (2nd)
765	Bob Huggins	West Virginia (12th)
750	Roy Williams	North Carolina (15th)
740	Bo Ryan	Wisconsin (19th)

MOST WINS PER SEASON, ACTIVE COACHES

(minimum 500 wins)

Ave.	Coach	Wins	Years
27.8	Roy Williams	750	27
25.8	John Calipari	593	23
25.5	Mike Krzyzewski	1018	40
25.4	Bill Self	559	22
24.8	Jim Boeheim	966	39



The 1968-69 UNC Freshman Team, including Roy Williams (back row, third from left)

is second with wins in his first 13 NCAA appearances; Bob Knight is third with nine.

Williams is one of four coaches (with Frank McGuire, Larry Brown and Rick Pitino) to lead two schools to the national championship game.

Carolina is 31-9 in the NCAA Tournament under Williams, a winning percentage of .775 that is the best in ACC history. He has led Kansas and UNC to 10 No. 1 seeds (five at each school), the second-most in NCAA history.

Williams is 332-101 (.767) in 12 seasons at Carolina, making him the second-winningest coach in school history. He is also second in Kansas history with 418 wins, placing him in the top two in victories at schools that are ranked second (KU) and third (UNC) all-time in wins in college basketball history.

The Tar Heels are 141-57 in ACC regular-season play under Williams, giving him the fourth-best percentage (.712) in ACC history behind Duke's Vic Bubas, Smith and Krzyzewski. His teams improve as the year goes on, as evidenced by the fact that Carolina is 74-25 in the second half of ACC play (.747) under Williams.

Williams has a 64-35 record in ACC road games, a winning percentage of .646 that is the second-best in ACC history. The Tar Heels have posted winning ACC records on the road in nine of his 12 seasons, including 8-0 in 2007-08, 7-1 in 2005-06 and 2011-12, 6-2 in three seasons and 6-3 in 2014-15.

His teams have defeated the number one-ranked team in the Associated Press poll seven times. Only one other coach in history

(Gary Williams) has knocked off the No. 1 team in the AP poll seven times.

In 2014, he reached 300 wins at UNC in his 396th game, surpassing Smith's previous ACC record for reaching that mark in fewer games (Smith did it in 406) than any coach in the history of the historic conference. He won his 700th game in 2013, reaching the 700-mark in fewer games than all but two coaches (Rupp and Tarkanian) in NCAA history.

"What makes Coach Williams one of the great coaches isn't just his extraordinary record, but his dedication to his players," President Barack Obama said when the Tar Heels visited the White House after winning the 2009 championship. "He's just as serious about making these guys into men and into leaders as he is into making them champions."

At Carolina, Williams has coached two National Players of the Year (Sean May in 2005, Tyler Hansbrough in 2008), three Bob Cousy Award winners as the best point guard in the country (Raymond Felton in 2005, Ty Lawson in 2009, Kendall Marshall in 2012), three ACC Players of the Year (Hansbrough in 2008, Lawson in 2009, Tyler Zeller in 2012), two ACC Athletes of the Year (May in 2005, Hansbrough in 2008), four ACC Rookies of the Year (Marvin Williams in 2005, Hansbrough in 2006, Brandan Wright in 2007, Harrison Barnes in 2011), two Final Four MOPs (May in 2005, Wayne Ellington in 2009) and 19 NBA Draft picks.

Hansbrough became the most decorated player in Carolina Basketball history and set the all-





J.D. Lyon Jr.

ROY WILLIAMS' NCAA TOURNAMENT RANKINGS

MOST NCAA CHAMPIONSHIPS

10	John Wooden	UCLA (1964-65-67-68-69-70-71-72-73-75)
5	Mike Krzyzewski	Duke (1991-92-2001-10-15)
4	Adolph Rupp	Kentucky (1948-49-51-58)
3	Bob Knight	Indiana (1976-81-87)
3	Jim Calhoun	Connecticut (1999-2004-2011)
2	Roy Williams (UNC 2005-09)	Dean Smith (UNC, 1982-93), Denny Crum (Louisville, 1980-86), Billy Donovan (Florida, 2006-07), Henry Iba (Oklahoma A&M, 1945-46), Ed Jucker (Cincinnati, 1961-62), Branch McCracken (Indiana, 1940-53), Rick Pitino (Kentucky 1996, Louisville 2013) and Phil Woolpert (San Francisco, 1955-56)

MOST NCAA FINAL FOUR APPEARANCES

12	John Wooden	UCLA
12	Mike Krzyzewski	Duke
11	Dean Smith	North Carolina
7	Roy Williams	Kansas, North Carolina
7	Rick Pitino	Providence, Kentucky, Louisville
6	Adolph Rupp	Kentucky
6	Denny Crum	Louisville
6	Tom Izzo	Michigan State

MOST NCAA TOURNAMENT APPEARANCES

31	Jim Boeheim	Syracuse	1977-active
31	Mike Krzyzewski	Duke	1981-active
28	Bob Knight	Indiana, Texas Tech	1973-2007
27	Dean Smith	North Carolina	1961-1997
27	Lute Olson	Iowa, Arizona	1979-2007
25	Roy Williams	Kansas, North Carolina	1988-active
25	Eddie Sutton	four teams	1974-2005

MOST CONSECUTIVE NCAA TOURNAMENT APPEARANCES

23	Dean Smith	North Carolina	1975-97
20	Roy Williams	Kansas, North Carolina	1990-2009
20	Mike Krzyzewski	Duke	1996-active
18	Tom Izzo	Michigan State	1998-active
17	Rick Barnes	Clemson, Texas	1996-2012

MOST NCAA TOURNAMENT GAMES

114	Mike Krzyzewski	Duke	1981-active
92	Dean Smith	North Carolina	1961-97
88	Roy Williams	Kansas, North Carolina	1988-active
84	Jim Boeheim	Syracuse	1976-active
73	Lute Olson	Iowa, Arizona	1979-2007

MOST NCAA TOURNAMENT WINS

88	Mike Krzyzewski	Duke
65	Dean Smith	North Carolina
65	Roy Williams	Kansas, North Carolina
53	Jim Boeheim	Syracuse
53	Rick Pitino	Boston University, Providence, Kentucky, Louisville

HIGHEST NCAA TOURNAMENT WINNING PERCENTAGE
 (minimum 30 games)

.825	John Wooden	UCLA	47-10
.772	Mike Krzyzewski	Duke	88-26
.746	Rick Pitino	four teams	53-18
.745	John Calipari	UMass, Memphis, Kentucky	38-13
.739	Roy Williams	Kansas, UNC	65-23

“Coach Williams does a great job of getting everyone on the same page and molding them a certain way and doing things the right way. I learned that at Carolina. It’s easy for me to adjust to the Spurs organization, because I was doing those same things here.”

- Danny Green, San Antonio Spurs

time ACC scoring mark with 2,872 points. He became the first player in ACC history to earn first-team All-America and first-team All-ACC honors in each of his four seasons. He also became Carolina’s all-time leading rebounder, set the NCAA record for free throws made, won an NCAA title and National Player of the Year honors and earned his degree. On March 8, 2009, Senior Day at Carolina, an emotional Hansbrough thanked Williams for living up to a promise Williams made during his recruitment that the coach would always be honest with him.

“He always tells you the straight-up truth about what you need to hear, not just what you want to hear,” says Hansbrough. “That helped me not only as a player but also as a person.”

Danny Green started at shooting guard for the San Antonio Spurs when they won the 2014 NBA championship, joining Hall of Famers Michael Jordan and James Worthy as players who won NCAA titles at UNC and NBA rings. Green says the winning cultures of the Tar Heels and the Spurs are similar.

“It starts with the coaches – Coach Williams and Coach Pop (Gregg Popovich) are very professional in the way they carry themselves,” said Green, who averaged 13.1 points for the 2009 national championship team and played in more wins (123) than any Tar Heel in history. “They recruit not just great players, but great people. They want people who have the mentality of wanting to win and compete and not just be about the individual. Coach Williams gets kids who will buy into the message of winning, being a team and doing things the right way without worrying about individual accolades.

“Coach Williams does a great job of getting everyone on the same page and molding them a certain way and doing things the right

way,” adds Green, who hit an NBA Finals record 27 three-pointers in 2013. “I learned that at Carolina. It’s easy for me to adjust to the Spurs organization, because I was doing those same things here.”

The Tar Heels have set new standards for exemplary point guard play under Williams, who has coached a number of the top floor leaders in ACC history, three of whom have won the Cousy Award (no other school has more than one Cousy Award recipient).

Felton led the Tar Heels to the 2005 NCAA title; Lawson won a national championship in 2009 and set the ACC single-season record for highest assist-error ratio; and Marshall led UNC to back-to-back regular-season league titles, set ACC records for most assists, highest assist average and most double-figure assist games in a season and posted the highest career assist-error ratio in ACC history.

“Coach Williams helped me learn the game from every aspect,” says Felton, who is an 11-year NBA veteran. “He taught me not to worry about scoring, to play better defense, to play together as a team, just lead my team. He taught me how to make everybody on the court better, and get mine in between all of that.”

“The success of the Carolina point guard comes from the fact that he understands how to play with people and still be an individual,” says Turner basketball analyst Kenny Smith, himself a former UNC point guard and two-time NBA champion. “You learn when to take shots and when to find people. You look at score, time and tempo of the game. Creating a pace your team can be part of and succeed in is the most valuable thing a point guard can bring to the game, and that’s what point guards learn at Carolina. They learn to control the pace so they can be valuable to their team.”

Senior point guard Marcus

Paige has earned All-ACC honors twice and was a second-team All-America as a sophomore. He is a pre-season All-America in 2016 and is just nine three-point field goals away from becoming UNC's career leader.

"I owe a lot—a lot—to Coach Williams," Paige said after he scored 35 points in a win at NC State in 2014. "When everyone was doubting me, no one had more confidence in me than him. He stuck with me through everything and has always instilled confidence in me, and that's why I play confidently on the court. When I was struggling, I would go in and talk to him a lot. He told me other guys have struggled. He told me Ty (Lawson) struggled, and Kendall struggled, and that there was no one he wanted running his team other than me. And that's what helped me get through it."

"He's the best coach I've ever had," said Marshall, whose 351 assists in 2012 were the fourth-highest single-season figure in NCAA history. "He runs a pro system and he does a great job of getting the most out of his players within a team concept."

His Hall of Fame ledger also includes:

- combined record: 1025-263 in 37 seasons as a collegiate head coach and assistant coach
- 30-win seasons: 10, the second-most in history
- consecutive years with 30 wins: three from 2007-09, a Carolina first
- 25-win seasons: 20
- 20-win seasons: 25, the third-most in NCAA history
- national coach of the year: seven times (1990, 1991, 1992, 1997, 2005, 2006, 2009)
- conference coach of the year: nine times (1990, 1992, 1995, 1996, 1997, 2002, 2003, 2006, 2011)
- ACC regular-season titles: six in 12 seasons, tied for the third most in

ACC history (Smith won 17 in 36 years, Krzyzewski 12 in 36 and McGuire six in 24)

- Big 8/12 and ACC regular-season championships: 15 combined titles and 19 times finishing either first or second in the conference standings

- Milestone wins: reached 100, 200, 300, 400, 500, 600 and 700 wins in fewer seasons than any coach in history

- Number One rankings: 11 seasons ranked No. 1 and 16 seasons ranked No. 1 or No. 2

- Associated Press rankings: Tar Heels have been ranked in the Top 25 in 187 of 231 polls, including 113 Top 10 rankings, 85 times in the Top 5 and 27 weeks as the No. 1 team in the country

In 27 seasons, Williams has coached four National Players of the Year, 15 first-team All-Americans, nine conference player or athletes of the year, three Bob



The Williams Family — Wanda, Aiden, Roy, Court (front) Katie, Scott, Kimberly (back)

Cousy Award winners, 29 first-team all-conference players, 39 academic all-conference selections, two Academic All-Americans of the Year and 26 NBA first-round draft

picks.

A recipient of the John Wooden Legends of Coaching Award in 2003, Williams wants his teams to run the floor, take care of and share

ROY WILLIAMS, YEAR-BY-YEAR AS A HEAD COACH

Year	School	Overall			Big 8/12			Big 8/12 Tournament	NCAA Tournament	AP Poll	Coaches Poll	
		W	L	Pct.	W	L	Finish					
1988-89	Kansas	19	12	.613	6	8	6th	0-1, 1st Round	—	NR	NR	
1989-90	Kansas	30	5	.857	11	3	T-2nd	1-1, Semifinals	2nd Round	5	5	
1990-91	Kansas	27	8	.771	10	4	T-1st	1-1, Semifinals	Final Four, 2nd	12	12	
1991-92	Kansas	27	5	.844	11	3	1st	3-0, Champions	2nd Round	2	2	
1992-93	Kansas	29	7	.806	11	3	1st	1-1, Semifinals	Final Four, T-3rd	9	8	
1993-94	Kansas	27	8	.771	9	5	3rd	1-1, Semifinals	Sweet 16	13	12	
1994-95	Kansas	25	6	.808	11	3	1st	1-1, Semifinals	Sweet 16	5	10	
1995-96	Kansas	29	5	.853	12	2	1st	2-1, Finals	Final Eight	4	5	
1996-97	Kansas	34	2	.944	15	1	1st	3-0, Champions	Sweet 16	1	5	
1997-98	Kansas	35	4	.897	15	1	1st	3-0, Champions	2nd Round	2	8	
1998-99	Kansas	23	10	.697	11	5	T-2nd	3-0, Champions	2nd Round	22	23	
1999-00	Kansas	24	10	.706	11	5	5th	1-1, Semifinals	2nd Round	NR	NR	
2000-01	Kansas	26	7	.788	12	4	T-2nd	1-1, Semifinals	Sweet 16	12	7	
2001-02	Kansas	33	4	.892	16	0	1st	2-1, Finals	Final Four, T-3rd	2	2	
2002-03	Kansas	30	8	.789	14	2	1st	1-1, Semifinals	Final Four, 2nd	6	2	
15 years	Kansas	418	101	.805	175	49	9 1sts	24-11, 4 titles	34-14	9 Top 10s 7 Top 5s	10 Top 10s 6 Top 5s	
Year	School	Overall			ACC			ACC Tournament	NCAA Tournament	AP Poll	Coaches Poll	
		W	L	Pct.	W	L	Finish					
2003-04	UNC	19	11	.633	8	8	5th	0-1, Quarterfinals	1-1, 2nd Round	18	22	
2004-05	UNC	33	4	.892	14	2	1st	1-1, Semifinals	6-0, Champions	2	1	
2005-06	UNC	23	8	.742	12	4	2nd	1-1, Semifinals	1-1, 2nd Round	10	14	
2006-07	UNC	31	7	.816	11	5	T-1st	3-0, Champions	3-1, Final Eight	4	T-5	
2007-08	UNC	36	3	.923	14	2	1st	3-0, Champions	4-1, Final Four, T-3rd	1	3	
2008-09	UNC	34	4	.895	13	3	1st	1-1, Semifinals	6-0, Champions	2	1	
2009-10	UNC	20	17	.541	5	11	T-9th	0-1, First Round	(4-1, NIT finalists)	NR	NR	
2010-11	UNC	29	8	.784	14	2	1st	2-1, Finals	3-1, Final Eight	7	8	
2011-12	UNC	32	6	.842	14	2	1st	2-1, Finals	3-1, Final Eight	4	6	
2012-13	UNC	25	11	.694	12	6	3rd	2-1, Finals	1-1, 3rd Round	NR	NR	
2013-14	UNC	24	10	.706	13	5	T-3rd	0-1, Quarterfinals	1-1, 3rd Round	19	21	
2014-15	UNC	26	12	.684	11	7	5th	3-1, Finals	2-1, Sweet 16	15	12	
12 years	UNC	332	101	.767	141	57	6 1sts	18-10, 2 titles	31-9, 2 titles	7 Top 10s 5 Top 5s	6 Top 10s 4 Top 5s	
Head Coaching Totals	Overall	W	L	Pct.	Conference	W	L	Finish	Conference Tournament	NCAA Tournament	AP Poll	Coaches Poll
27 years		750	202	.788		316	106	15 1sts	42-21 6 titles 12 title games	65-23 (.739) 2 NCAA titles 7 Final Fours 11 Regional Finals	16 Top 10s 12 Top 5s	16 Top 10s 10 Top 5s

WILLIAMS IN THE RECORD BOOK

NCAA CHAMPIONSHIPS, UNC COACHES

2	Roy Williams	2005, 2009
2	Dean Smith	1982, 1993
1	Frank McGuire	1957

NCAA FINAL FOURS, UNC COACHES

11	Dean Smith	1967, 1968, 1969, 1972, 1977, 1981, 1982, 1991, 1993, 1995, 1997
3	Roy Williams	2005, 2008, 2009
2	Bill Guthridge	1998, 2000
1	Ben Carnevale	1946
1	Frank McGuire	1957

MOST WINS, UNC COACHES

879	Dean Smith	1961-97
332	Roy Williams	2003-active
164	Frank McGuire	1952-61
100	Tom Scott	1947-52
85	Bill Lange	1940-44

MOST ACC REGULAR-SEASON WINS, UNC COACHES

364	Dean Smith	1961-97
141	Roy Williams	2003-active
84	Frank McGuire	1953-61
32	Bill Guthridge	1997-2000
23	Matt Doherty	2000-03

WILLIAMS' MOST WINS AGAINST OPPONENT (ALL YEARS)

35	Kansas State	35-4
33	Colorado	33-2
28	NC State	28-3
25	Nebraska	25-8
25	Iowa State	25-11

WILLIAMS' MOST WINS AGAINST OPPONENT (AT UNC)

23	NC State	23-3
17	Clemson	17-2
17	Florida State	17-5
14	Virginia	14-6
13	Miami	13-5
13	Maryland	13-5

the basketball, get high percentage, open shots, hold teams under 40 percent shooting from the floor and control the backboards.

His UNC teams have averaged 82 points with the Tar Heels reaching 100 or more points 49 times. His teams have averaged at least 80 points 19 times. Carolina has ranked in the top four nationally in scoring six times and either first or second in the ACC in points per game in all but three seasons.

Overall his teams have finished in the top 10 nationally in scoring 11 times, in scoring margin 16 times, in field goal percentage 12 times, in win-loss percentage 11 times and in field goal defense four times. Also, his squads have finished in the top seven nationally in assists per game in 10 of the last 14 years and in the top 10 nationally in rebounding margin in 12 of the last 19 years.

Dan Wetzel of Yahoo Sports wrote after Carolina beat Michigan State for the 2009 NCAA title: "There isn't a more perfect union in college basketball than Roy and Carolina; the ideal combination of style and substance, recruiting might and coaching acumen, of championships won and won and, most certainly, won again."

Forbes named Williams the best basketball coach in the country, choosing him by analyzing win-loss percentages, NCAA Tournament appearances, Final Fours, national

championships and recruiting, stating: "A top-notch recruiter and motivator, Williams coaches with an unflappable cool, a trait reflected in his players' calm on the court."

Williams is one of nine Tar Heels enshrined in the Naismith Basketball Hall of Fame, joining a group that includes Smith, Jordan, Larry Brown, Billy Cunningham, Worthy and Bob McAdoo. Twenty-three of his former players from Carolina and Kansas attended the induction ceremony in Springfield, Mass., in 2007.

"What Coach Smith began with the Carolina family, Coach Williams continues to grow," says Worthy. "The family, camaraderie and success are just the same as when I played here. The whole family is a fraternity, and it continues to grow."

Last season, Carolina won 26 games, including a 71-67 upset over top-seed Virginia in the ACC Tournament as the Tar Heels reached the ACC championship game for the sixth time in Williams's 12 seasons. UNC beat Harvard and Arkansas in the NCAA Tournament before narrowly losing to eventual national runner-up Wisconsin in the Sweet 16.

The 2014 Tar Heels overcame the loss of one of their top scorers for the entire season, yet still won 24 games, including an unprecedented sweep of the top four teams in the preseason AP poll. The 2012 Tar

J.D. Lyon Jr.



"His willingness to understand the athlete and get the best out of the athlete is what makes Roy a Hall of Famer — his patience, his knowledge for the game, his effort and diligence to understand the game and understand the player and how they can co-exist. To me, that's a Hall of Fame-type guy, someone who makes adjustments according to the personnel rather than forcing his way of thinking on a team or a player. That's not Coach Williams."

- Tar Heel Hall of Famer Michael Jordan

Roy Williams & the NBA
(player, last year under Williams)

Rick Calloway, 1990
Kevin Pritchard, 1990
Mark Randall, 1991
Adonis Jordan, 1993
Rex Walters, 1993
Darrin Hancock, 1994
Greg Ostertag, 1995
Scot Pollard, 1997
Jacque Vaughn, 1997
Raef LaFrentz, 1998
*Paul Pierce, 1998
Ryan Robertson, 1999
Eric Chenoweth, 2001
*Drew Gooden, 2002
*Nick Collison, 2003
*Kirk Hinrich, 2003
Wayne Simien, 2003
*Marvin Williams, 2005
*Raymond Felton, 2005
Sean May, 2005
Rashad McCants, 2005
Jawad Williams, 2005
David Noel, 2006
*Brandan Wright, 2007
*Tyler Hansbrough, 2009
*Ty Lawson, 2009
*Wayne Ellington, 2009
*Danny Green, 2009
*Ed Davis, 2010
*Harrison Barnes, 2012
*Kendall Marshall, 2012
*John Henson, 2012
*Tyler Zeller, 2012
*Reggie Bullock, 2013
*P.J. Hairston, 2014
J.P. Tokoto, 2015

*(*indicates active NBA player entering 2015-16 season)*

Roy Williams' First-Round NBA Draft Picks

Mark Randall, 1991
Rex Walters, 1993
Greg Ostertag, 1995
Scot Pollard, 1997
Jacque Vaughn, 1997
Raef LaFrentz, 1998
Paul Pierce, 1998
Drew Gooden, 2002
Kirk Hinrich, 2003
Nick Collison, 2003
Marvin Williams, 2005
Raymond Felton, 2005
Sean May, 2005
Rashad McCants, 2005
Wayne Simien, 2005
Brandan Wright, 2007
Tyler Hansbrough, 2009
Ty Lawson, 2009
Wayne Ellington, 2009
Ed Davis, 2010
Harrison Barnes, 2012
Kendall Marshall, 2012
John Henson, 2012
Tyler Zeller, 2012
Reggie Bullock, 2013
P.J. Hairston, 2014

Heels were poised for another trip to the Final Four until record-setting point guard Kendall Marshall was injured in the third round and was unable to play in the regional finals.

He won ACC Coach of the Year honors in 2011 after a 14-2 league mark, a record the Tar Heels would duplicate in 2012 when Tyler Zeller

- ✓ Naismith Basketball Hall of Fame inductee in 2007
- ✓ Coached four National Players of the Year – Drew Gooden and Nick Collison at Kansas and Sean May and Tyler Hansbrough at Carolina
- ✓ Coached 29 first-team all-conference players, nine conference player or athletes of the year and 15 first-team All-Americans
- ✓ Coached 26 1st round NBA Draft picks, including 15 Tar Heels
- ✓ Coached Tyler Hansbrough, the ACC's all-time leading scorer, the only four-time first-team All-America in ACC history and Sports Illustrated's and The Sporting News' Player of the Decade for 2000-2009
- ✓ Coached three Bob Cousy Award winners as the top point guard in the country (UNC's Raymond Felton, Ty Lawson and Kendall Marshall)
- ✓ Coached Danny Green, who set the all-time NBA Finals record for three-pointers made and won an NBA title as the starting shooting guard with the Spurs in 2014
- ✓ Coached Harrison Barnes, starting small forward for the 2015 NBA champion Golden State Warriors
- ✓ Coached 2008 NBA Finals Most Valuable Player Paul Pierce at Kansas where Pierce was a first-team All-America
- ✓ Assistant coach for 10 seasons for Hall of Fame coach Dean Smith, who retired in 1997 as the winningest coach in NCAA history

- ✓ As an assistant coach, he coached Hall of Famers Michael Jordan, who ESPN selected as the Greatest Athlete of the 20th Century, and James Worthy, who was the NBA Finals Most Valuable Player in 1988
- ✓ Tar Heels have won the ACC's Scholar-Athlete of the Year award three times in the last five seasons (Tyler Zeller and Marcus Paige)
- ✓ Only coach with two National Academic All-Americans of the Year (Jacque Vaughn and Tyler Zeller)
- ✓ Won two NCAA championships (2005 and 2009) as head coach and one (1982) as an assistant coach
- ✓ Seven Final Fours, tied for the fourth-most all-time
- ✓ Led Carolina and Kansas to 11 Elite 8's and 16 Sweet 16's
- ✓ Tied for second all-time in NCAA Tournament history with 65 wins
- ✓ Williams' 65 wins in the NCAA Tournament are more than all but six schools have won in their history
- ✓ Only coach in NCAA Tournament history with wins in 20 consecutive seasons
- ✓ Is 25-0 in the first game of NCAA Tournaments, an NCAA record
- ✓ Leads the nation in winning percentage (.788) among active coaches with at least 20 years experience and is sixth all-time

was the ACC Player of the Year and UNC placed four players among the top six vote getters for All-ACC honors.

The 2009 Tar Heels put on a stunning display en route to winning the national championship, winning six NCAA Tournament games by an average of 20.2 points, the highest margin in 13 years. UNC became the first national champion to win all six games by a dozen or more points. Carolina trailed in the second half just once in those six contests and led Michigan State, 51-30, at halftime in the national championship game.

In 2008, Williams led the Tar Heels to a school-record 36 wins, ACC regular-season and Tournament titles and a berth in the Final Four with a win over Louisville in the regional final. Hansbrough won every major National Player of the Year award. He became the fourth to play for Williams – along with Jayhawks Drew Gooden and Nick Collison and UNC's Sean May – to win National Player of the Year honors since 2002.

In 2006, Carolina faced the loss of its top seven scorers, which was unprecedented in ACC history. Sports Illustrated predicted Carolina would miss the NCAA Tournament and the Tar Heels were picked by the media to finish sixth in the ACC. However, Williams earned National and ACC Coach of the Year honors by leading the

youngest team in Carolina history to a second-place ACC finish, a win at top-ranked Duke and a No. 3 seed in the NCAA Tournament.

The 2005 national championship capped a season in which the Tar Heels went 33-4, including a 14-2 mark in the ACC. May scored 26 points and grabbed 10 rebounds in the title game, a month after grabbing 24 rebounds in a heart-stopping win over Duke and following his East Regional MVP performance.

"Coach Williams allowed me to be successful," says May. "He put me in positions to be successful. He pulled out my strengths and hid my weaknesses. And Coach taught me how to run the floor. I never wanted to know until I came here, but now I love it."

Williams became the UNC head coach on April 14, 2003, 10 days after leading Kansas to the NCAA championship game against Syracuse.

Williams was an assistant coach at Carolina from 1978-88. Working for Dean Smith, he helped coach such standouts as Mike O'Koren, Al Wood, James Worthy, Sam Perkins, Matt Doherty, Michael Jordan, Brad Daugherty, Kenny Smith, Joe Wolf, Steve Hale, Jeff Lebo, J.R. Reid and Scott Williams.

Carolina won the NCAA title in 1982, finished second in 1981 and won or shared six ACC regular-season titles and three ACC Tournament championships.

Kansas hired Williams on July 8, 1988, replacing another UNC Hall of Famer, Larry Brown. Williams coached a number of the finest Kansas players in history, including Mark Randall, Adonis Jordan, Rex Walters, Greg Ostertag, Scot Pollard, Jacque Vaughn, Raef LaFrentz, Paul Pierce, Drew Gooden, Nick Collison and Kirk Hinrich.

The Jayhawks averaged 27.9 wins per season with a high of 35 in 1997-98. He also won 30 in 1989-90, 34 in 1996-97, 33 in 2001-02 and 30 in 2002-03. The Jayhawks reached the Sweet 16 nine times and the Final Eight on five occasions.

In seven years of Big 12 Conference play, his teams went 94-18, capturing the regular-season title in 1997, 1998, 2002 and 2003 and the postseason tournament crown in 1997, 1998 and 1999. In 2001-02, KU became the first Big 12 team to go 16-0 in league play. From 1995-98, Kansas was a combined 123-17 – an average of 30.8 wins per season.

His teams have dominated at home, posting a record of 370-43 (.896). He led the Jayhawks to a 201-17 record (92.2) in Allen Fieldhouse, at one point winning 62 consecutive games. The Tar Heels are 166-26 at the Smith Center and 1-0 at Carmichael Arena under Williams and set the school record for consecutive home wins with 31.

Williams has coached players

to 29 first-team all-conference honors, including 12 UNC selections. The 2012 season marked only second time in ACC history that three players (Zeller, John Henson and Harrison Barnes) made the first team. Eight players – five Jayhawks, plus Hansbrough, Lawson and Zeller – have won conference player of the year honors.

Zeller and Marshall each earned first-team All-America honors in 2012, the 14th and 15th first-team All-America seasons by Williams' players.

Gooden (2002), Collison (2003), May (2005) and Hansbrough (2008) won National Player of the Year honors and LaFrentz (1997 and 1998), Pierce (1998), Gooden (2002), Collison (2003) and Hansbrough (2007, 2008 and 2009) have earned consensus first-team All-America honors.

NBA teams have selected 26 of his players in the first round. In 2005 and 2012, four Tar Heels were chosen in the first round.

Williams emphasizes academic and personal development. May, the 2005 Final Four MVP, entered the NBA Draft after his junior year but later earned his degree. Marvin Williams, who went to the NBA in

2005 after just one season, returned to Chapel Hill for classes in seven subsequent summers, and earned his degree in 2014.

"I think about what Coach Williams means to me a lot and I hope he's proud of me," says Williams. "I can't really put into words what he means to me. He came to Bremerton (Wash.) and he gave a kid a chance to be something. I can't thank him enough for what he's meant to my family.

"I could never pay Coach Williams back for what he's done for me, and I mean that genuinely. He told my mother if I worked hard, I could get a degree from this university. When I called my mom to tell her (I was graduating), she instantly started crying. I hope I made my parents and my coach proud."

Four of his players have earned first-team Academic All-America honors – the Jayhawks' Vaughn (twice), Jerod Haase and Ryan Robertson and Carolina's Zeller (twice). Thirty-nine have earned academic all-conference honors, including Zeller, a four-time recipient, and Paige, a three-time Academic All-ACC honoree and second-team Academic All-America in 2014 and 2015.

"I respect and admire Coach Williams—as a champion for the students we serve through the Carolina Covenant; as a leader and teacher of young men; as a person of great integrity," says Stephen M. Farmer, UNC Vice Provost for Enrollment and Undergraduate Admissions. "I also respect and admire his love for this great university and his deep appreciation of the difference it makes in North Carolina and far beyond."

Zeller majored in business administration and became the first Tar Heel to be named the National Academic All-America of the Year, and was UNC's first two-time, first-team Academic All-America.

"Coach Williams always emphasizes that we have to go to class and get an education, because that's why we are here," Zeller said during his senior year. "There might be times we wish we didn't have to do it. But down the road, we'll appreciate it. He lets us know that if we take it seriously we will have a career outside of basketball."

Williams grew up in the Biltmore neighborhood of south Asheville. He attended Roberson High, where he played for Coach Buddy Baldwin. He played on Carolina's freshman team in 1968-69 and

earned a bachelor's degree in education in 1972 and a master's degree in teaching in 1973.

He began his coaching career in 1973 at Owen High School in Swannanoa, N.C., and was inducted into Owen's Hall of Fame in 2010. He coached for USA Basketball teams in the 1991 World University Games, the 1992 U.S. Olympic Development Team, a U-22 tournament in Argentina in 1993 and the 2004 Olympics in Greece.

Several of his staff and players have gone on to head coaching positions, including Matt Doherty, Neil Dougherty, Jerry Green, Steve Robinson, Kevin Stallings, Mark Turgeon, Rex Walters, Wes Miller and Haase.

Williams was born on August 1, 1950. He and his wife, Wanda, a 1972 Carolina graduate, have a son, Scott, and a daughter, Kimberly. Scott earned a business degree from UNC and played point guard for the Tar Heels in 1997-98 and 1998-99. Scott and his wife, Katie (Wolford), live in Charlotte, with their sons, Aiden and Court. Katie is a 2001 Carolina graduate and former cheerleader. She earned a doctorate in physical therapy from Boston University. Kimberly is a 2002 Carolina graduate with a degree in English and was a member of the UNC dance team in 2000 and 2001. She owns The Dance Spot in Huntersville.

The Williams family has contributed more than \$300,000 to the Carolina Covenant, an initiative at UNC that allows low-income students to attend the University debt free. Roy and Wanda serve as honorary chairs of a multi-million dollar campaign to endow the program. He hosts the annual Fast Break vs. Cancer breakfast that should top the \$2 million mark in donations this year and directs the autographed basketball program that has contributed more than \$1.2 million to local charities.

The American Cancer Society honored him in 2012 for his efforts in the fight against cancer. In 2013, Williams spoke to the United States Congress to advocate for cancer research funding and President Obama invited Williams to participate in a public service initiative to encourage young men to sign up for health care.

ROY WILLIAMS' MILESTONE WINS

Win	Date	Score, Opponent	Note
1	11/25/88	94-81, Alaska-Anchorage	First as college head coach
75	3/23/91	93-81, Arkansas	First regional championship, advances to Final Four
100	3/13/92	84-66, Colorado	100th win (in 129 games)
102	3/15/92	66-57, Oklahoma State	First Big 8 Tournament championship
132	3/27/93	83-77, Indiana	Beats No. 1 Hoosiers to reach second Final Four
200	1/28/96	88-73, Nebraska	Eighth-fastest ever to 200 wins
300	2/20/99	60-50, Oklahoma	Tied for third-fastest to 300 behind Bee, Rupp
304	3/7/99	53-47, Oklahoma State	Third straight Big 12 Tournament title
388	3/24/02	104-86, Oregon	Returns Kansas to Final Four
400	1/15/03	98-70, Wyoming	Fourth fastest to 400 wins
417	3/29/03	78-75, Arizona	Earns second straight trip to Final Four
418	4/5/03	94-61, Marquette	Last win at Kansas, advances to national title game
419	11/22/03	90-64, Old Dominion	First win as head coach at North Carolina
463	3/6/05	75-73, Duke	Clinches first outright ACC regular-season title
468	3/27/05	88-82, Wisconsin	Reaches first Final Four as UNC head coach
470	4/4/05	75-70, Illinois	Beats No. 1-ranked Illinois for NCAA championship
500	12/9/06	94-69, High Point	Fastest to 500 wins in NCAA history
521	3/11/07	89-80, NC State	First ACC Tournament title
560	3/29/08	83-73, Louisville	Wins NCAA East Regional
583	2/15/09	69-65, Miami	Passes McGuire as UNC's 2nd-winningest coach
590	3/21/09	84-70, LSU	First UNC coach to win 30 games in three straight seasons
592	3/29/09	72-60, Oklahoma	Advances to fifth Final Four in eight years
594	4/6/09	89-72, Michigan State	Wins second NCAA championship
600	11/29/09	80-73, Nevada	Fastest to 600 wins in NCAA history
700	3/22/13	78-71, Villanova	Third fastest to 700 behind Rupp and Tarkanian
705	12/4/13	79-65, Michigan State	Ties NCAA record with seventh win over #1 team in AP poll
718	2/17/14	81-75, Florida State	Fastest to 300 wins in ACC history
719	2/20/14	74-66, Duke	First to beat top four teams in AP preseason poll in one year
750	3/21/15	87-78, Arkansas	Advances to 16th NCAA Tournament Sweet 16

Overall Record: 750-202
UNC Record: 332-101
Home Record: 370-43
Against Ranked Teams (AP poll): 133-103

Against No. 1-Ranked Teams: 7-7
In Conference Tournament: 42-21
In NCAA Tournament: 65-23
In Overtime: 20-17



Steve Robinson



Steve Robinson

Assistant Coach • 13th Year at Carolina

A former head coach and repeatedly recognized as one of the nation's top assistants, Steve Robinson is in his 13th year at Carolina and his 21st as a member of Roy Williams' staff.

Williams' top assistant on the bench, Robinson has been named one of the top 25 recruiters in college basketball four times since coming to Carolina. In 2010, FoxSports.com named him one of the top five high-major assistant coaches in all of college basketball.

His primary responsibilities include scouting, recruiting and bench coaching. He helped recruit future NBA Draft Lottery picks Harrison Barnes, John Henson, Ed Davis, Marvin Williams, Brandan Wright and Paul Pierce to Carolina and Kansas. Robinson works directly with the Tar Heel perimeter players, helping to mentor Cousy Award-winning point guards Raymond Felton, Ty Lawson and Kendall Marshall.

Robinson was head coach at Tulsa for two years and at Florida State for five years. As head coach at Florida State, he led the Seminoles to the second round of the 1998 NCAA Tournament. Robinson was head coach at Tulsa in 1995-96 and 1996-97. He led the Golden Hurricane to a 46-18 record and back-to-back appearances in the NCAA Tournament.

Robinson was an assistant at Kansas from 1988-95 and in 2002-03. Before joining Williams in 1988, Robinson spent two years as an assistant coach at Cornell and three seasons at his alma mater, Radford.

A native of Roanoke, Va., Robinson graduated from William Fleming High School, and attended Ferrum Junior College, where he played basketball for two seasons. He was team captain in 1980 and 1981. While at Radford, he earned his bachelor's degree in health and physical education in 1981 and his master's degree in counseling in 1985.

He is a member of both the Ferrum Junior College and Radford University Halls of Fame. He was appointed by the governor of Virginia to serve on the Board of Visitors at Radford.

Robinson and his wife, Lisa, have four children – daughters Shauna and Kiaya and sons Tarron and Denzel. Tarron is married to the former Kathryn Small. Denzel played two seasons for the Tar Heels and graduated in 2014.



**The Robinson Family —
Shauna, Steve, Lisa, Tarron, Kathryn, Kiaya, Denzel**

Grace Hill Photography

THE ROBINSON FILE

- Named one of the nation's top 25 recruiters four times. Named the fourth-best assistant in the nation in 2010 and one of the ACC's top five assistants in 2012.
- Duties at UNC include recruiting, scouting and bench coaching
- Has seven years of head coaching experience, including two at Tulsa (1995-97) and five at Florida State (1997-2002)
- **Birthday:** October 29
- **Education:** Radford, 1981; Radford, 1985 (Master's)
- **Playing experience:** Ferrum JC (1976-78); Radford (1978-80)
- **Previous head coaching experience:** Tulsa (1995-97), Florida State (1997-2002)
- **Previous assistant coaching experience:** Radford (1983-86); Cornell (1986-88), Kansas (1988-95; 2002-03), North Carolina (2004-present)
- **Family:** Wife - Lisa; Sons - Tarron and Denzel; Daughters, Shauna and Kiaya; Daughter-in-law - Kathryn



Robert Crawford



C.B. McGrath

ACC C.B. McGrath

Assistant Coach • 13th Year at Carolina

A talented recruiter and tactician, assistant coach C.B. McGrath is in his 13th year at North Carolina and his 17th season as a member of Roy Williams' staff. McGrath was a team captain in 1997-98 at Kansas and lettered in four seasons as a point guard under Williams.

In addition to his recruiting, bench coaching and scouting duties, McGrath oversees the team's coaches clinics and its autographed basketball program, donating money annually to local charities. In 2014-15 he will serve as head coach of the UNC junior varsity team for a sixth season.

Initially a walk-on, McGrath earned a scholarship prior to the start of his freshman season at Kansas.



**The McGrath Family —
Kris, C.B., Addison, Hunter and Kate**

He was the top reserve behind first-team All-America Jacque Vaughn in 1994-95 and Ryan Robertson as a senior. The Jayhawks were a perfect 58-0 at Allen Fieldhouse in his career. In 97-98 McGrath was a team tri-captain.

McGrath played in 112 career games, scored 82 points, had 113 assists and 35 steals. He had a better than 2:1 assist-to-turnover ratio. His first basket as a freshman came on a three-pointer at NC State's Reynolds Coliseum. He was a two-time Academic All-Big 12 selection.

Colin Bryan (C.B.) McGrath is a native of Indianapolis, Ind. He is one of 20 members of his family who attended the University of Kansas. McGrath attended Topeka West High School, where he earned 13 varsity letters in basketball, cross country, track and golf. He was the Kansas High School Player of the Year in basketball as a senior and placed in the top 10 in the state in cross country and golf.

He earned a B.A. in human biology and a master's degree in education. McGrath's wife, Kris, played tennis at KU, where she was the Big 12 Player of the Year. The couple have twin daughters, Kate and Addison, and a son, Hunter.



THE McGRATH FILE

- Duties include recruiting, scouting and bench coaching
- In his sixth season as head coach of the UNC junior varsity team
- Supervises team coaching clinics
- Has served on Williams' staff for five Final Fours and two NCAA championships

- **Birthdate:** November 21
- **Education:** Kansas, 1998; Kansas, 2000 (Master's)
- **Playing experience:** Kansas, 1994-98

- **Previous coaching experience:** Kansas (Administrative Assistant, 1999-2003); North Carolina (Director of Basketball Operations, 2003-04, 2005-06 and 2007-08; Assistant Coach 2004-05, 2006-07, 2008-09 and 2009-present)

- **Family:** Wife - Kris; Has twin daughters, Kate and Addison, and a son, Hunter



Peyton Williams



Hubert Davis

Hubert Davis

Assistant Coach • Fourth Year at Carolina

Former Tar Heel guard, 12-year NBA veteran and ESPN analyst Hubert Davis enters his fourth season as a member of the Carolina Basketball coaching staff in 2015-16. His duties include bench coaching, scouting and recruiting. He also has served two seasons as the head coach of the UNC junior varsity team.

Prior to joining the UNC staff in 2012, Davis worked for seven years with ESPN as a highly-regarded college basketball analyst and co-host of College GameDay.


The Burke, Va., native played in 137 games as a Tar Heel from 1988-92, during which time UNC went 102-37, won the 1989 and 1991 Atlantic Coast Conference Tournaments and played in the 1991 Final Four. He scored 1,615 points, an average of 11.8 per game, and holds the UNC record for career three-point percentage at .435 (197 of 453). He scored in double figures 80 times and had 23 games with 20 or more points.

He scored in double figures in each of his last eight NCAA Tournament games, averaging 18.5 points in those games. That included 19 against Temple in the 1991 NCAA East Regional final and 25 against Kansas (coached by Williams) in the 1991 Final Four.

Davis averaged 21.4 points and earned second-team All-ACC honors as a senior. He scored in double figures in 32 of 33 games that season, including 20 games with 20 or more points and 30 or more in four games. He netted a career-high 35 points at Duke on March 8, 1992. That 35-point game was part of a seven-game stretch late in the season in which he averaged a prolific 28.7 points.

The New York Knicks selected Davis with the 20th pick in the first round of the 1992 NBA Draft. He played 12 seasons in the NBA, scoring 5,583 points, an average of 8.2 per contest. He made 728 three-point field goals and is currently third in NBA history in three-point percentage at .441.

Davis graduated from UNC in 1992 with a degree in criminal justice. He and his wife, Leslie, have three children – Elijah, Bobbie Grace and Micah. His uncle, Walter, starred at UNC from 1973-77 and was a six-time NBA All-Star with the Phoenix Suns.



The Davis Family — Micah, Bobbie Grace and Elijah (front) with Leslie and Hubert



THE DAVIS FILE

- Duties at UNC include recruiting, scouting and bench coaching
- Former Tar Heel guard who played 12 seasons in the NBA
- Posted the highest three-point field goal percentage in UNC history and the third-highest in NBA history
- In his second season as head coach of the UNC junior varsity team

- **Birthdate:** May 17
- **Education:** North Carolina, 1992
- **Playing experience:** North Carolina (1988-92), NBA (1992-2004)

- **Previous coaching experience:** North Carolina (Assistant Coach, 2012-present)

- **Family:** Wife - Leslie; Has two sons, Elijah and Micah, and a daughter, Bobbie Grace



Peyton Williams




Brad Frederick



Brad Frederick

Director of Operations • Third Year at Carolina




Brad Frederick is in his third season as Carolina's Director of Basketball Operations. He played small forward at Carolina and spent 14 seasons on the basketball staff at Vanderbilt prior to returning to Chapel Hill.

His duties include a number of behind-the-scenes and operational functions, including scouting, directing the Roy Williams Carolina Basketball Camp and coordinating team travel.

Frederick joined the UNC varsity as a sophomore in Dean Smith's final season as head coach and also played two years under head coach Bill Guthridge. The Tar Heels went 86-21 in those three seasons. He played in 70 games and was part of UNC teams that won the 1997 and 1998 Atlantic Coast Conference Tournament titles and NCAA East Regionals and reached two Final Fours. Frederick played on Tar Heel teams that featured future NBA standouts Vince Carter and Antawn Jamison. He was one of three seniors in 1999 along with Ademola Okulaja and Scott Williams.

Frederick began his coaching career in 2000 at Vanderbilt when Kevin Stallings became the Commodores' head coach and remained on Stallings' staff for the next 14 seasons. During his final season at Vanderbilt, Frederick held the longest tenure of any assistant coach in the Southeastern Conference.

Frederick is married to the former Jocelyn Isenburg. They have two sons, Benjamin and Sawyer, and a daughter, Carson. Brad's father, the late Dr. Bob Frederick, was athletics director at Kansas for 14 years and served as chair of the NCAA Division I Basketball Committee.



**The Frederick Family — Benjamin and Carson (front)
Jocelyn, Sawyer & Brad (back)**



Robert Crawford

THE FREDERICK FILE

- Former Tar Heel who played on Final Four teams in 1997 and '98
- Joined the UNC staff in 2013 after 14 seasons at Vanderbilt
- Was the longest-tenured assistant coach in the SEC prior to returning to Carolina

- **Birthdate:** November 19
- **Education:** North Carolina, 1999
- **Playing experience:** North Carolina (1996-99)

- **Previous coaching experience:** Vanderbilt (Staff, 2000-13), North Carolina (Director of Operations, 2013-present)

- **Family:** Wife - Jocelyn; Has three children, Benjamin, Carson and Sawyer



Peyton Williams

JONAS SAHRATIAN
Strength & Conditioning
Coordinator



One of the top strength & conditioning coordinators in college basketball, Jonas Sahratian enters his 12th season with the Tar Heel men's basketball program. He also served in the same capacity at the University of Kansas for five seasons.

Sahratian (whose name is pronounced suh-RAY-shun) plans and coordinates strength and conditioning for men's basketball while also working with the diving team. He has been a part of three Final Fours and two NCAA championships at Carolina, in addition to two other Final Fours at Kansas.

He worked with Carolina head coach Roy Williams at Kansas from January 1999 to April 2003. He also coordinated strength and conditioning for the volleyball, swimming and diving teams at Kansas and assisted with football from 1999-2001.

A native of Detroit, Mich., Sahratian graduated from Western Michigan University in 1997 with a bachelor of science degree in exercise science. In 2000 he received his master's in exercise physiology from Kansas.

In addition to working with Kansas athletics, Sahratian interned for two years at the Chicago Bulls/Vermeil's Sports and Fitness in Deerfield, Ill. He worked in Chicago during the Bulls' championship seasons in 1996-97 and 1997-98.

He is a certified strength and conditioning specialist through the National Strength and Conditioning Association and a certified club coach through USA Weightlifting.

Sahratian and his wife, Grechen, have a daughter, Natalie.

Jeffrey Camarati



**The Sahratian Family —
 Grechen, Natalie and Jonas**

ERIC HOOTS
Assistant to the Athletic Director
& Director of Player Development



Eric Hoots is in his 12th year on staff for the UNC men's basketball program. In his role as Assistant to the Athletic Director and Director of Player Development, he is responsible for a wide variety of tasks essential to the program's success.

Hoots serves as the program's in-office academic coordinator. As the contact with the Student Academic Support office, he is responsible for keeping up with the players' academic progress. Hoots is also responsible for the team's equipment needs, including managing the budget, ordering apparel and serving as a liaison between Nike and the basketball staff.

Hoots is the primary contact for former Tar Heel players playing professionally in the NBA and abroad. He assists with on-campus recruiting and also functions as video coordinator, responsible for handling all the team's video needs.

A 2004 North Carolina graduate majoring in communications, Hoots was a three-year Tar Heel varsity manager. He served as head manager as a senior in Roy Williams' first season as the head coach in Chapel Hill. While working under Williams, Hoots earned his Master's in Sport Administration from Virginia Commonwealth in 2010.

Hoots, a Newton, N.C. native, married Amy Howe in 2009. Amy writes for the CAROLINA digital magazine. The couple has two sons, Brady and Jackson, and a daughter, Avery.

Heba Salama



**The Hoots Family —
 Amy, Avery, Eric, Jackson and Brady**

DOUG HALVERSON
Head Athletic Trainer



Doug Halverson joined UNC's Sports Medicine staff in 2005 and is in his third season as the head athletic trainer for the men's basketball and JV basketball program.

He joined the men's basketball staff in 2013 after spending eight years working as a staff athletic trainer for the football (2007-13), women's lacrosse (2005-13), field hockey (2005-07), and men's and women's golf (2006-07) programs.

Halverson returned to UNC after working at Georgia State University, where his primary responsibility was coverage of the women's basketball team and supervising graduate athletic trainers in coverage of spring sports.

Halverson is a 2002 graduate of UNC, where he earned a B.A. in Exercise and Sport Science with a specialization in Athletic Training. While serving as a student athletic trainer from 1999-2002, he worked with the women's soccer, volleyball, and track and field teams.

Following his undergraduate degree, Halverson continued his education at UNC, where he served as a graduate assistant athletic trainer, working mainly with the Tar Heel football and men's and women's tennis programs. He received a M.A. in Exercise and Sports Science - Athletic Training in 2004.

He has been an NATABOC Certified Athletic Trainer (ATC) since 2002 and has been an NSCA Certified Strength and Conditioning Specialist (CSCS) since 2005.

Halverson is a native of Winston-Salem who lives in Chapel Hill with his wife, Emily Kiser.



**Doug Halverson with his wife,
 Emily Kiser**



Forrest Reynolds
Head Manager



Chase Bengel
Manager



Maggie Boulton
Manager



Maria Vanderford
Manager



John Bumgarner
Manager



Tyler Hagan
Manager



Kaye Chase
Office Staff



Cynthia Friend
Office Staff



Nadia Lynch
Office Staff



Dr. Mario Ciocca
Director of Sports Medicine



Dr. Tom Brickner
Team Physician



Dr. Alex Creighton
Team Orthopaedist



Angie Bitting
Smith Center Director



Curt Brossman
Smith Center Operations Assistant



Angie King
Smith Center Operations Assistant



Randy Young
Smith Center Maintenance Director



Shane Parrish
Equipment Manager



Katie Bennett
Smith Center Security

JENN TOWNSEND
Academic Advisor



Jenn Townsend is in her seventh season as an academic advisor at Carolina, currently working with the men's basketball and men's soccer teams.

Townsend previously spent three years at the University of Minnesota, where she was an academic counselor for the men's and women's basketball and softball squads.

Prior to her stint with the Golden Gophers, she worked for nearly four years at Indiana University, where she was an academic advisor for the men's and women's basketball, men's and women's soccer, baseball and field hockey teams. She also spent one year as a high school social studies teacher in Ann Arbor, Mich.

A 1998 graduate of the University of Pittsburgh, Townsend earned an M.A. from the University of Michigan in 2000. She is a native of Saginaw, Mich.



2015-16 Smith Center Maintenance Staff (left to right):
Jonathan Guthrie, Mike Copeland, Jamie Groce, Steve McClannan, Randy Young, Tom Goodman, Billy Modlin, Kip Holsonback, David Thomas

ACADEMIC EXCELLENCE



SENIOR MARCUS PAIGE

- 2014 and 2015 second-team Academic All-America
- 2015 Skip Prosser Award (top scholar-athlete in ACC basketball)

• The Academic Support Program assists Tar Heel student-athletes in exploring their interests and abilities, enjoying a broad educational experience and reaching their academic goals.

• An emphasis is placed on freshmen transitioning from high school to college through a variety of academic programs such as academic counseling, individual tutoring, group review sessions and supplemental instruction.


• The UNC team travels with an academic advisor, staying focused on academics even on road trips.



Sasha Seymore, 2015 graduate and senior class president, spoke at Spring Commencement. The recipient of a George J. Mitchell Scholarship, he is now studying abroad in Ireland.



MARVIN WILLIAMS
2005 ACC ROOKIE OF THE YEAR
2014 GRADUATE



In December of 2014, Marvin Williams earned his bachelor's degree after leaving Carolina for the NBA after only one year in school. Williams, the second pick in the 2005 Draft, returned to campus each summer to make progress toward his degree, fulfilling a promise he made to his family and Coach Williams.

• THE CAROLINA MEN'S BASKETBALL TEAM HAS BEEN HONORED IN SEVEN OF THE LAST 10 YEARS FOR HAVING AN ACADEMIC PROGRESS RATE AMONG THE TOP 10 PERCENT NATIONALLY. THE TAR HEELS SCORED A PERFECT 1,000 APR IN IN THEIR NCAA CHAMPIONSHIP SEASON IN 2008-09.



TYLER ZELLER


- 2012 Academic All-America of the Year
- Two-time first-team Academic All-America
- Two-time winner of ACC's Skip Prosser Award
- 2012 ACC Honorary Postgraduate Scholarship winner

LIFETIME SUCCESS



"I absolutely believe that what I learned as a Carolina basketball player is transferable to the business world. When I became CEO, we did a lot of leadership training. In that training I talked a good deal about the values of the Carolina program, and about what I learned and how I apply it to business. The discipline, values, teamwork and a lot of the organization can easily be applied to the business world from the culture that Coach Smith created and is still in practice at Carolina today."

— Bill Harrison (UNC '64),
former CEO of JP Morgan/Chase



RICHARD A. BADDOUR CAROLINA LEADERSHIP ACADEMY



Harrison Barnes spoke on behalf of all freshman student-athletes at his first Leadership Academy banquet.

As the nation's premier leadership development program in collegiate athletics, the Carolina Leadership Academy develops, challenges and supports student-athletes, coaches and staff in their continual quest to become world class leaders in athletics, academics and life.



Marcus Ginyard, pictured with Leadership Academy namesake Dick Baddour, is a recipient of the bCLA's highest honor, the Leader of Distinction Award

UNIVERSITY OF NORTH CAROLINA

NORTH CAROLINA

"If a moviemaker needs
an idyllic setting
for a film about
college life,
Chapel Hill just might
take the prize."

— *Newsweek* magazine



FIRST AND FINEST

FACTS AND FIGURES

Nation's

1st

public university—
chartered Dec. 11, 1789

18,350

undergraduates

70+

majors and minors
available to students

750+

student-athletes

28

varsity athletic teams

5th

UNC's finish in the 2014-15
Directors Cup all-sports
competition, the highest of
any conference school

3,610

Hours of community service by student-athletes
in 2014-15. Each year, Carolina Outreach benefits
more than **50** local organizations and schools.

University of National Champions

44 Team National Championships,
and **58** Individual National Championships

339

UNC student-athletes
named to the ACC Academic
Honor Roll in 2014-15

58

Members of the Student-
Athlete Advisory Council,
at least two from each
team, who meet monthly to
provide input on student-
athlete life and
department policies

78

Years of support from
The Rams Club, which
funds student-athlete
scholarships as well as
facility construction and
upgrades



More than 8,000

Hours invested in leadership training during the 2014-15
school year. The *Richard A. Baddour* Carolina Leadership
Academy is in its **12th** year as the nation's premier
leadership training program for student-athletes

103

Olympians in **18**
different sports

- Houston Summers, a senior on the track and field team, is serving as UNC's 2015-16 Student Body President.
- Joel James, a senior on the men's basketball team, serves as the Atlantic Coast Conference representative on the NCAA's National Student-Athlete Advisory Committee.
- Loren Shealy, who graduated in 2015, was a three-time winner of the NCAA Elite 89 Award for field hockey. She is just the second Division I student-athlete to win the award three times.

**For much more on the University of North Carolina and
all it has to offer, go to unc.edu.**

BE INSPIRED

Support from Rams Club members has been integral in establishing Carolina as a leader in collegiate athletics. Take a look at what **YOU** helped accomplish last year.

NCAA
POSTSEASON COMPETITION

26 OF 28

(TEAM AND/OR INDIVIDUAL)



CONFERENCE
CHAMPIONS

5

(TEAMS)

5

(INDIVIDUALS)



JAMIE LOEB NCAA WOMEN'S
TENNIS SINGLES NATIONAL CHAMPION

ATHLETIC
ALL-AMERICAS

32

ACADEMIC
ALL-DISTRICT

11



ACADEMIC
ALL-AMERICAS

2

LOREN SHEALY, WOMEN'S FIELD HOCKEY
3RD STRAIGHT NCAA ELITE 89 AWARD
ONLY THE **SECOND** D1 STUDENT-ATHLETE TO WIN THREE TIMES

ACC PLAYERS
OF THE YEAR

3



ACC FRESHMAN
OF THE YEAR

1

ALL-ACC
ATHLETIC HONORS

★ **110** ★

ALL-ACC
ACADEMIC HONORS*

★ **77** ★

3610 COMMUNITY
HOURS OF **OUTREACH**



339

STUDENT-ATHLETES
ON 2014-15 ACC HONOR ROLL,
MOST IN SCHOOL HISTORY

YOU ARE WHY Carolina educates and inspires the best student-athletes in the nation.

Thank you!

*ALL-ACC ACADEMIC HONORS REFLECT THE 2014 CALENDAR YEAR.

TEAMMATES WANTED



THE RAMS CLUB

At Carolina our team has lofty expectations. Over 780 student-athletes start each year ready to sweat for straight A's and national championships. And as fans, you'd expect nothing less. To support those ambitions, The Rams Club and its members commit to fund scholarships for 450 student-athletes. It's an aggressive goal, but one that our members have accomplished every year.

The collective generosity of all Rams Club members makes a significant impact. **It is an investment with a considerable return.** Your support allows these tremendous future world leaders, teachers, doctors, artists and athletes to pursue success in competition and in the classroom.

You too can help sustain Carolina's tradition of excellence — show your pride, passion and support by joining The Rams Club.

For more information or to join, contact The Rams Club at:

-  www.ramsclub.com
-  ramsclub@ramsclub.com
-  919.843.2000
-  @TheRamsClub
-  The Rams Club

BENEFITS

In addition to the pride of watching excellent men and women don Carolina Blue, members of The Rams Club enjoy many other benefits.

- Ticket priority over the general public for football, men's & women's basketball and baseball
- Exclusive access to Carolina news via *CAROLINA* (weekly online publication)
- Invitation to special events like the Tar Heel Tour
- Tar Heel Experience credits
- Heels Deals Discounts
- Access to Rams Club Patio (Pre-game football gathering at Genome Sciences Building above Bell Tower Park)

**YOUNG ALUMNI WHO HAVE GRADUATED IN THE LAST FIVE YEARS
ENJOY ALL THE BENEFITS FOR HALF THE PRICE OF ANY GIVING LEVEL!**

CAROLINA FAMILY


“The Carolina fraternity exists...I’ve seen it through my 30 years of basketball. I have guys who come up to me who played against us and never played for Carolina and ask, ‘What’s it like to be part of Carolina?’ because it is something special.”

– Kenny Smith



“What’s unique is the unity and the bond established in the short time you are at the University. It’s a family atmosphere. You find yourself taking care of family members. It’s hard for people outside of that to understand, but as long as people within understand it’s something we cherish, no matter what happens to us or where we go. You will always cherish that relationship from the University of North Carolina.”

– Michael Jordan



“Those are the best memories I’ll have, the teams I’ve played with and the teammates I’ve played alongside. I can call those guys family and brothers. Here at Carolina, I played here for four years and this is a second home to me.”

– Danny Green
2014 NBA Champion

ONCE A TAR HEEL, ALWAYS A TAR HEEL

“Once you are here and put on that North Carolina uniform, we are all family. We take care of family. We’re always there for family. When I left here, the coaches still called to check on my parents and my little brother. Those are examples you see in very important times in your lives.”

– Antawn Jamison,
NBA All-Star and
UNC National Player of the Year



James Worthy visited with the current Tar Heels at their hotel in Los Angeles during the 2015 NCAA Tournament



“I spent the best years of my life here being around the student body and my teammates. The experiences we shared together are things you can’t easily forget. I’ll always be a Tar Heel, no matter where I play in the NBA.”

– Kendall Marshall

“Carolina gets in your blood. You see all the former guys coming back, and you want to be a part of that. It just seems like something you’re supposed to do as a Carolina guy, and no matter how long you stay in school, you always look forward to coming back. In the NBA, Carolina guys look after each other. We’re part of each others’ lives.”

– Vince Carter
Eight-time NBA All-Star





THE CAROLINA WAY

2015 Camp Game
Alumni vs. Current Team



PLAY HARD
PLAY SMART
PLAY TOGETHER



THE CAROLINA WAY



Rammy Awards

"When we were here, we were young and we had no idea what the world was about and how much you learn at Carolina. But it paved the way for me to accomplish what I've accomplished, both as a person and as a basketball player. It's all because of this university and that Carolina brotherhood."

— Antawn Jamison, National Player of the Year and NBA All-Star



Late Night With Roy



WHY CAROLINA?


“Simply put, North Carolina has everything you want in a basketball program: tradition, historical success, current success, an enormous and passionate fan base, quality facilities, complete national recruiting reach and a Hall of Fame coach who already has won a national title at the school.”

– ESPN.com

- In 2012, ESPN ranked Carolina the most successful college basketball program in the nation over the last 50 years.

- In ranking Carolina the best coaching job in all of college hoops, ESPN.com wrote, “UNC has the obvious things recruits want: great facilities, a chance at the pros, big-time exposure, a chance to play in the best rivalry in the country, a gorgeous campus — you name it. ... More than anything, though, it’s the ‘family’ — the scores of current and former pro stars who still come to Chapel Hill to play in alumni games and watch the young guns take on Duke. More specifically, perhaps, it’s Michael Jordan. ... If UNC has an edge over the rest, it comes from the Tar Heels brand, a brand built by [Dean] Smith and sustained by [Roy] Williams and long since ensured in relevance by the greatest basketball player who ever lived.”

– ESPN.com



NOTHING COULD BE FINER

- 6 NATIONAL CHAMPIONSHIPS
- 18 NCAA FINAL FOURS
- 11 NATIONAL PLAYERS OF THE YEAR
- 36 FIRST-TEAM ALL-AMERICAS
- 17 ACC TOURNAMENT TITLES
- 29 ACC REGULAR-SEASON CROWNS
- 14 ACC PLAYERS OF THE YEAR
- 9 NAISMITH HALL OF FAMERS
- 47 NBA CHAMPIONSHIP RINGS
- 46 NBA FIRST-ROUND DRAFT PICKS
- #3 ALL-TIME IN NCAA WINS



“Playing basketball for Carolina is like playing baseball for the Yankees or playing in the NBA for the Celtics or the Lakers. It’s right there with those programs in terms of their importance and the way that they sustain greatness over a long period of time.”

— Mitch Kupchak (UNC '76)
L.A. Lakers General Manager

“I didn’t know it at the time, but when I chose to attend Carolina as a high school kid it was the best decision I’ve ever made in my life. I loved playing basketball, yes. But it has opened doors for me every day of my life — from the day I graduated until today — that I never could have imagined would be opened.”

— Dick Grubar (UNC '69)

TAR HEEL NATION LOVES ITS HOOPS





Carolina is the most-followed team in the nation on Twitter at @UNC_Basketball.



TREMENDOUS FAN SUPPORT



**CAROL FOLT
CHANCELLOR**

When Carol L. Folt was installed as Carolina's 11th chancellor and first woman leader in October 2013, she said, "As America's first public university, Carolina became the gold standard. The founders passed the baton, and the future is up to us. How can we fulfill this honorable charge in a way that is ever fresh and relevant?"

In her first years as chancellor, Folt – an internationally recognized environment scientist, award-winning teacher and accomplished administrator – has worked to fulfill that charge by preserving and expanding Carolina's academic excellence and innovation, access and affordability, and deep commitment to the state.

Under her leadership, the University received nearly 32,000 applications for the Class of 2019 – breaking the previous year's record for the 10th consecutive time. Faculty ranked seventh nationally and first in the South for 2013 research grants awarded by the National Institutes of Health. New investments have made Carolina's science, technology, engineering and math curriculum one of the top in the country. And the University's commitment to its public service mission has never been stronger, as illustrated by the School of Government's work supporting local governments and communities, and by expanding programs like the Carolina College Advising Corps, which provides college advising for the state's high-school students.

Folt has met with hundreds of students, faculty, staff, alumni and supporters, championing the importance of the University's research mission for North Carolina's economy. She has also focused on improving undergraduate graduation rates – particularly low-income, first-generation and underrepresented students – and on comprehensively addressing past academic and athletic irregularities.

Folt came to Carolina from Dartmouth College, where she was interim president in 2012-13, Dartmouth Professor of Biological Sciences, and a faculty member and administrator for 30 years.

An Akron, Ohio, native, Folt is a proud product of public higher education. Her parents were the first in their families to attend college. She worked her way through the University of California at Santa Barbara as a waitress, earning a bachelor's degree in aquatic biology in 1976 and a master's degree in biology two years later. She received her doctorate in ecology from the University of California at Davis and did postdoctoral work at the W.K. Kellogg Biological Station of Michigan State University.

She is a fellow of the American Association for the Advancement of Science. Folt is married to David Peart, a professor of biological sciences at Dartmouth. They have two adult children, Noah and Tessa.



**BUBBA CUNNINGHAM
ATHLETIC DIRECTOR**

Lawrence R. (Bubba) Cunningham is in his fifth year as the University of North Carolina's director of athletics. Cunningham officially began his duties at UNC on November 14, 2011.

In each of his four seasons, Carolina has finished in the top 15 of the Learfield Director's Cup, including three top-10 finishes. During that same period, the number of UNC student-athletes on the ACC Academic Honor Roll has steadily increased.

Among Cunningham's many accomplishments since arriving in Chapel Hill are the implementation of a strategic plan for Carolina athletics; a partnership with Disney to enhance customer service and organizational practices; the development of the Student-Athlete Academic Initiative Working Group; a complete compliance review by an outside firm; the development of a master plan for UNC's athletic facilities; and the creation of the Rammys - an innovative end-of-the-year awards show popular with Carolina's student-athletes and staff.

On the field, Carolina has achieved outstanding success under Cunningham's leadership. Carolina finished fifth in the 2014-15 Learfield Director's Cup, its highest finish since a second place in 2008-09.

In addition, the women's cross country team won its first ACC title in 11 years and the women's tennis team captured the ITA national indoor team championship for the second time in the last three years. Individually, Jamie Loeb won UNC's first-ever women's tennis NCAA singles championship.

During the 2014-15 academic calendar, more than 300 student-athletes made the ACC Academic Honor Roll, which requires a cumulative GPA of at least 3.0 for the year.

Cunningham is in his 12th year as a Division I director of athletics, including six years at Tulsa and three years at Ball State. From 1988-2002, Cunningham worked at his alma mater, the University of Notre Dame.

He earned his bachelor's and master's degrees in business administration, in 1984 and 1988, respectively, and was a member of the Irish golf team in 1982-83.

Cunningham has served on the NCAA Division I Men's and Women's Golf Committees and is a member of NACDA's Executive Committee.

Raised in Naples, Fla., Cunningham and his wife, Tina, have four children: Matthew, Michael, John and Sarah.

CAROLINA ATHLETICS ADMINISTRATION

Chancellor	Carol Folt
Faculty Athletics Representative	Lissa Broome
Director of Athletics	Bubba Cunningham
Exec. Assoc. AD	Larry Gallo
Sr. Assoc. AD/Business & Finance	Martina Ballen
Sr. Assoc. AD/Smith Center Operations	Clint Gwaltney
Sr. Assoc. AD/Compliance	Vince Ille
Sr. Assoc. AD/Communications	Steve Kirschner
Sr. Assoc. AD	Paul Krause
Sr. Assoc. AD/Sr. Woman Administrator	Nicki Moore
Sr. Assoc. AD/Marketing & Operations	Rick Steinbacher
Assoc. AD/Football	Corey Holliday
Assoc. AD/Risk Management	Paul Pogge
Assoc. AD/Compliance	Marielle vanGelder
Asst. AD/Marketing & Promotions	Michael Beale
Asst. AD/Communications	Kevin Best
Asst. AD/Facility Planning & Mgt.	Mike Bunting
Asst. AD/Emerging Media	Ken Cleary
Asst. AD/Olympic Sports & FB Operations	Ellen Culler
Asst. AD/Student-Athlete Development	Crocket Lane
Asst. AD/Business & Finance	Mike Perkins
Asst. AD/Ticket Operations	Tim Sabo
Director of Academic Support	Dr. Michelle Brown
Director of Sports Medicine	Dr. Mario Ciocca
Exec. Director of Rams Club	John Montgomery

IN THE COMMUNITY

Playground legend: Antawn Jamison helps rebuilding effort after Katrina



Antawn Jamison has helped build playgrounds in Washington, D.C. with First lady Michelle Obama, in New Orleans, and more.



Harrison Barnes won the Alvin Attles Community Impact Award for the NBA's Golden State Warriors in 2013-14.

Youth Clinic


"I want our players to realize there is more than basketball in the world," says Roy Williams, who closes his postgame team speech with the following reminder: "We realize we are more fortunate than others."

Special Olympics Clinic

NATIONAL SPOTLIGHT


NO COLLEGE BASKETBALL PROGRAM RECEIVES MORE OF THE NATIONAL SPOTLIGHT THAN CAROLINA.

Upper Deck produced a set of Carolina basketball trading cards, making UNC the first basketball program to receive a school-exclusive set from the company.



- Officially-licensed UNC merchandise is annually among the best-selling in the nation.
- The vast majority (over 80 percent in the last 12 seasons) of Carolina games are nationally televised. At least 25 regular season games in 2015-16 will be nationally televised, along with the ACC and NCAA Tournaments.

ALL EYES ON THE TAR HEELS



GAMEDAY MAINSTAYS

Carolina has been part of ESPN's College GameDay broadcasts 12 times. No school has more appearances than the Tar Heels.



CAROLINA'S SPORTS ILLUSTRATED BALL

ILLUSTRATED COVERS

HARRISON BARNES
Sophomore
Forward

SPORTS ILLUSTRATED PREVIEW

NOVEMBER 14, 2011 | SI.COM

MEN'S TOP 20

1 UNC

W

TOP 10

- 2
- 3
- 4
- 5
- 6
- 7
- 8
- 9
- 10
- 11
- 12
- 13
- 14
- 15
- 16
- 17
- 18
- 19
- 20



- 1
- 2
- 3
- 4
- 5
- 6
- 7
- 8
- 9
- 10

PLUS
SELECTED
TEAM
FIELD
UTING
SPORTS

TAR HEELS IN BROADCASTING




NBA TV's Rick Fox interviewed fellow Tar Heel Hohn Henson.



George Karl has been part of ESPN's NBA in-studio coverage team.



Hubert Davis was a member of ESPN's College Gameday crew before joining the UNC coaching staff in 2012.



Jerry Stackhouse has had a national radio show on Sirius/XM and has done TV work with the Detroit Pistons.



Former All-America and NBA veteran Eric Montross is an analyst with the Tar Heel Sports Network radio crew.



1987 National Player of the Year Kenny Smith is part of Turner Sports' Emmy-winning Inside the NBA studio team and is an NCAA Tournament analyst for CBS.



Brad Daugherty, the No. 1 overall pick in the 1986 NBA draft, is an analyst for ESPN after previously appearing on the network's NASCAR coverage.

THE SMITH CENTER



The Carolina Basketball offices and facilities recently underwent an \$8.5 million renovation and now include updated weight and training rooms and expanded space for team gatherings and film study.



**Inside
the Tar Heel
lockerroom**



A SPARKLING HOME FOR THE TAR HEELS

Basketball office lounge



Basketball office lobby



THE SMITH CENTER

“NORTH CAROLINA, WITHOUT QUESTION, [IS THE TOUGHEST ARENA IN THE ACC] ... NORTH CAROLINA IS JUST REALLY LOUD.”

— MARYLAND’S SETH ALLEN, 2014



<p>North Carolina</p>  <p>26-0</p> <p>1924</p> <p>NATIONAL CHAMPIONS</p>	<p>North Carolina</p>  <p>32-0</p> <p>1957</p> <p>NATIONAL CHAMPIONS</p>	<p>North Carolina</p>  <p>32-2</p> <p>1982</p> <p>NATIONAL CHAMPIONS</p>	<p>North Carolina</p>  <p>34-4</p> <p>1993</p> <p>NATIONAL CHAMPIONS</p>	<p>North Carolina</p>  <p>33-4</p> <p>2005</p> <p>NATIONAL CHAMPIONS</p>	<p>North Carolina</p>  <p>34-4</p> <p>2009</p> <p>NATIONAL CHAMPIONS</p>
---	--	--	---	--	--

**“THIS IS ONE HECK OF A
HOMECOURT ADVANTAGE.”
— FORMER UCONN HEAD
COACH JIM CALHOUN**

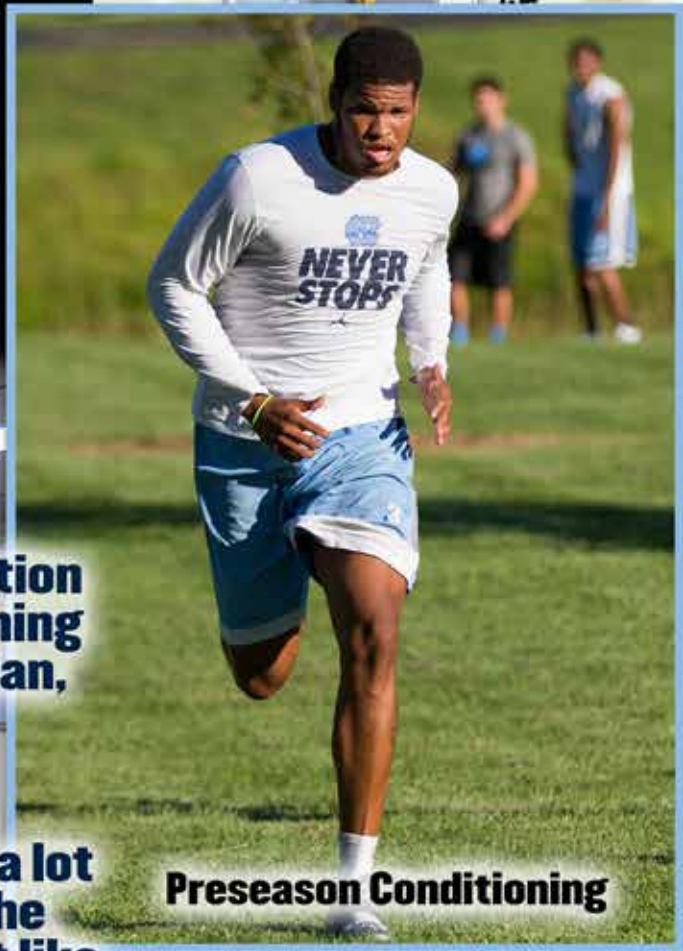


**“I THINK I’VE NEVER BEEN
IN A BUILDING THAT WAS AS
LOUD AS THAT BUILDING.”
— OHIO STATE HEAD COACH
THAD MATTA**



GAMEDAY EXCITEMENT

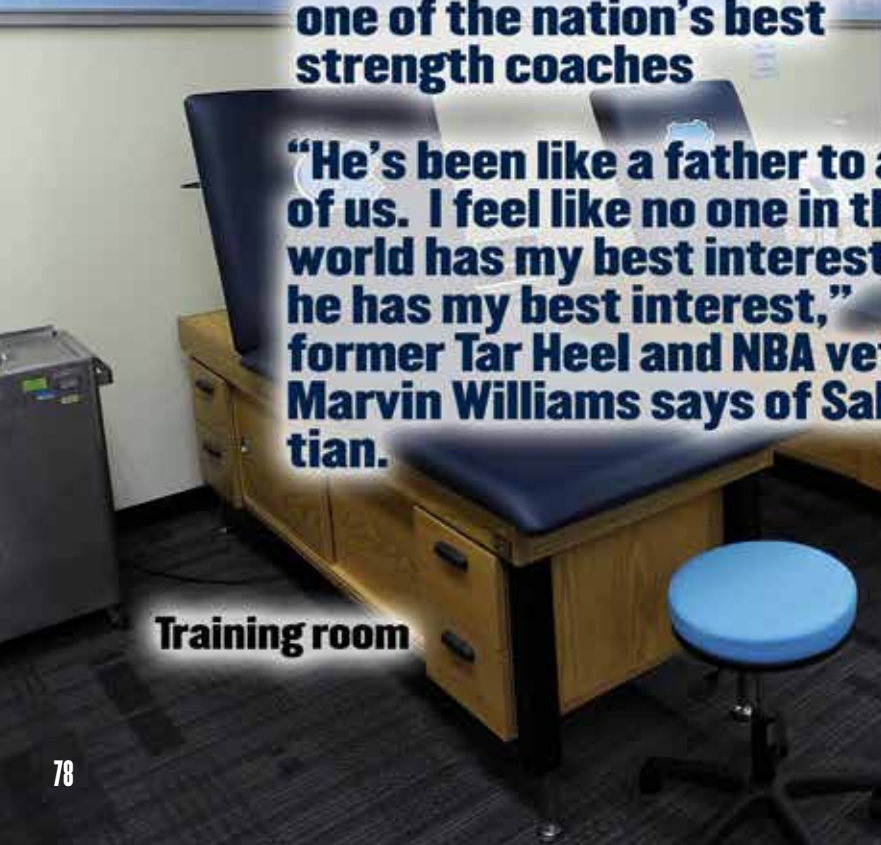
TOP-NOTCH TRAINING FACILITIES




The Tar Heels receive top-notch training and instruction from strength & conditioning coordinator Jonas Sahratian, one of the nation's best strength coaches

"He's been like a father to a lot of us. I feel like no one in the world has my best interest like he has my best interest," former Tar Heel and NBA vet Marvin Williams says of Sahratian.


Preseason Conditioning



Training room



Peebles Practice Gym



Jonas Sahratian

Weight Room



Hydrotherapy Room



Jeffrey Camarati



The 2015-16 season is the 31st in which the Tar Heels will play in the Dean E. Smith Center. UNC has played over 400 games in the Smith Center in front of a combined audience of over 8.5 million fans. Carolina enters the 2015-16 season 363-67 in the Smith Center, a winning mark of 84.4 percent.

The Tar Heels have been in the top five in the national attendance leaders in 28 of the last 29 seasons.

The first game in the Smith Center featured No. 1 Carolina defeating No. 3 Duke, 95-92, in a battle of unbeaten teams on Jan. 18, 1986. The first Tar Heel basket was scored by Carolina center Warren Martin off a pass from Kenny Smith.

The Tar Heels have a 168-26 record (.866) in the Smith Center in Roy Williams' 12 years as head coach. Dean Smith led the Tar Heels to a 133-17 record (.887) in the building that bears his name.

RENOVATIONS

The Smith Center has undergone a number of improvements to keep it on the cutting edge of basketball arenas. The building added a new ribbon board surrounding the court for the 2012-13 season.

The men's basketball offices were completely renovated and expanded in 2010, while the team's varsity hallway also received a facelift in 2010 and again in 2015-16.

The arena's lights and sound system were replaced and the training, weight and equipment rooms were expanded and renovated for 2009-10. A hydrotherapy room was added for the 2008-09 season.

In January 2008, the Carolina Basketball Museum opened in the new Williamson Athletics Center, ad-

acent to the Koury Natatorium. For photos and information about the museum, see GoHeels.com/Museum.

In 2006-07, the seats in the lower level and upper level ring were replaced. The playing floor was completely refinished and refurbished for the 2007-08 campaign.

Four high-resolution video boards were installed for the 2005-06 season. The boards measure 17.8 feet x 23.6 feet.

CAROLINA IN THE SMITH CENTER

Year	Overall Record	ACC Record
1985-86	6-1	5-1
1986-87	13-0	7-0
1987-88	9-2	6-1
1988-89	12-2	6-1
1989-90	11-2	5-2
1990-91	11-2	5-2
1991-92	13-2	6-2
1992-93	12-0	8-0
1993-94	14-1	7-1
1994-95	12-1	7-1
1995-96	9-3	5-3
1996-97	11-1	7-1
1997-98	12-1	7-1
1998-99	12-2	6-2
1999-00	7-5	5-3
2000-01	12-2	7-1
2001-02	6-9	3-5
2002-03	13-5	5-3
2003-04	12-2	6-2
2004-05	15-0	8-0
2005-06	13-4	5-3
2006-07	16-1	7-1
2007-08	14-2	6-2
2008-09	14-1	7-1
2009-10	13-5	3-5
2010-11	15-0	8-0
2011-12	17-1	7-1
2012-13	14-2	7-2
2013-14	15-3	8-1
2014-15	10-5	5-4
Totals	363-67	176-52
	(.844)	(.775)

✓ Record versus non-conference opponents is 187-15 (.926)
✓ All-time Smith Center attendance is 8,574,269

At the same time, two 50-foot ribbon boards were added to the fascia around the upper level and a 40-foot video board was added to the front of the scorer's table.

In 2000-01, a standing-room-only section reserved for students opened on the baseline closest to the Carolina bench. The Rams Club funded a \$150,000 renovation that allowed approximately 400 students to move court-side.

In May 1980, the Department of Athletics, in conjunction with the Educational Foundation, embarked on a mission to raise millions of dollars from private donations to construct an arena. The real inspiration for the fundraising effort came from the campaign chairman, the late Hargrove "Skipper" Bowles.

Six years, 2,362 donors and over \$34 million later, the premiere basketball arena in America became a reality. Dedicated in September 1986 as the Dean Edwards Smith Center, the 300,000-square-foot structure stands on seven and one-half acres of the University's south campus. Over 20,000 cubic yards of rock were removed to make room for the 340-foot-wide, 380-foot-long and 140-foot-high building.

Peyton Williams



Robert Crawford



Note: The "vs." designation means the record was established by UNC; the "by" designation means the record was established by an opposing team or a team competing in an NCAA Tournament game at the Dean E. Smith Center.

MOST POINTS

129 vs. VMI, Dec. 17, 1994

MOST POINTS IN A HALF

77 vs. VMI, Dec. 17, 1994 (1st half)

FEWEST POINTS IN A HALF

12 by East Tennessee State, Dec. 8, 2012 (1st half)

FEWEST POINTS IN A HALF BY UNC

18 vs. Wake Forest, Jan. 27, 1996 (1st half)
18 vs. NC State, Feb. 24, 2015 (1st half)

FEWEST COMBINED POINTS IN A HALF

39 – Jan. 26, 1997 vs. Clemson (UNC 23, Clemson 16, first half)

LARGEST HALFTIME LEAD

47 vs. Florida Atlantic, Dec. 19, 2006 (65-18)

LARGEST MARGIN OF VICTORY BY UNC

68 vs. The Citadel, Feb. 18, 1991 (118-50)
68 vs. UNC Asheville, Nov. 30, 2008 (116-48)

MOST POINTS IN A LOSS BY UNC

114 vs. Wake Forest, Dec. 20, 2003 (114-119) (3OT)

LARGEST MARGIN OF DEFEAT FOR UNC

29 vs. Duke, Jan. 31, 2002 (58-87)

MOST OPPONENT POINTS

119 by Wake Forest, Dec. 20, 2003 (3OT)

FEWEST POINTS BY UNC

46 vs. NC State, Feb. 24, 2015

FEWEST OPPONENT POINTS

39 by Clemson, Feb. 16, 1995

MOST POINTS, BOTH TEAMS

233 vs. Wake Forest, Dec. 20, 2003 (114-119) (3OT)

FEWEST POINTS, BOTH TEAMS

92 vs. Princeton, Dec. 13, 1997 (50-42)

MOST FIELD GOALS

53 vs. VMI, Dec. 17, 1994

MOST FIELD GOAL ATTEMPTS

91 by VMI, Dec. 17, 1994

HIGHEST FIELD GOAL PERCENTAGE

.754 vs. Old Dominion, Dec. 1, 1992

HIGHEST FIELD GOAL PCT. IN A HALF

.857 vs. Old Dominion, Dec. 1, 1992 (24 of 28, 2nd half)

MOST FREE THROWS MADE

41 vs. Clemson, Jan. 28, 1998

MOST FREE THROW ATTEMPTS

59 vs. Clemson, Jan. 28, 1998

MOST THREE-POINT FIELD GOAL ATTEMPTS

42 by Clemson, Jan. 15, 1994

MOST THREE-POINT FIELD GOALS MADE

17 vs. Florida State, Jan. 25, 1995
17 by Duke, March 2, 1997

HIGHEST THREE-POINT FIELD GOAL PERCENTAGE (min. 10 made)

.733 vs. Wake Forest, Feb. 22, 2014 (11 for 15)

MOST BLOCKED SHOTS

15 vs. Northern Kentucky, Dec. 27, 2013

MOST REBOUNDS

72 vs. Nicholls, Dec. 19, 2011

MOST ASSISTS

37 vs. VMI, Dec. 17, 1994

MOST PERSONAL FOULS

41 by Clemson, Jan. 28, 1998

TEAM RECORDS: SEASON

HIGHEST SCORING AVERAGE

95.2 in 1986-87 (1,238 in 13 games)

HIGHEST AVERAGE VICTORY MARGIN

26.6 in 2006-07

HIGHEST SCORING AVERAGE ALLOWED

83.2 in 1989-90 (1,082 in 13 games)

HIGHEST FIELD GOAL PERCENTAGE

.577 in 1985-86 (237 of 411)

HIGHEST THREE-POINT FIELD GOAL PERCENTAGE

.451 in 1986-87 (79 of 175)

HIGHEST FREE THROW PERCENTAGE

.754 in 2008-09 (343 of 455)

INDIVIDUAL RECORDS

MOST POINTS (GAME)

40 Tyler Hansbrough vs. Ga. Tech, Feb. 15, 2006

MOST POINTS (CAREER)

1,321 Tyler Hansbrough (2005-09) (21.3 per game in 62 games)

MOST POINTS (SEASON)

385 Tyler Hansbrough (2007-08)

HIGHEST SCORING AVERAGE (SEASON)

24.1 Tyler Hansbrough (2007-08) (385 in 16 games)

MOST GAMES SCORING IN DOUBLE FIGURES

18 James Michael McAdoo, 2013-14

CONSECUTIVE GAMES SCORING IN DOUBLE FIGURES

42 Tyler Hansbrough, 2005-09

MOST FG MADE (GAME)

16 Antawn Jamison vs. Maryland, Feb. 14, 1998

16 Derrick Chievous (Missouri) vs. Rhode Island, March 17, 1988

MOST FG MADE (SEASON)

128 Rashad McCants (2002-03)

HIGHEST FG PERCENTAGE (GAME)

1.000 Scott Williams vs. Virginia, Jan. 13, 1990 (12 of 12)

MOST THREE-POINT FG MADE (GAME)

9 on three occasions, most recently by Grayson Flittner (Gardner-Webb), Nov. 23, 2009

MOST THREE-POINT FG MADE (SEASON)

49 Rashad McCants (2002-03)

MOST THREE-POINT FG ATTEMPTS (GAME)

18 Dennis Scott (Georgia Tech) vs. UNC, Jan. 28, 1989



Freshman Tyler Hansbrough scored a Smith Center-record 40 points against Georgia Tech in 2006.

Robert Crawford

HIGHEST THREE-POINT FG PERCENTAGE (Game, min. 5 made)

1.000 Geoff Brower (Florida State) vs. UNC, Feb. 24, 1996 (5 of 5)

1.000 Jordan Swing (UAB) vs. UNC, Dec. 1, 2012 (5 of 5)

MOST FT MADE (GAME)

20 Tyler Zeller vs. Maryland, Feb. 29, 2011

MOST FT ATTEMPTS (GAME)

23 Tyler Zeller vs. Maryland, Feb. 29, 2011

BEST FT PERCENTAGE (GAME, MIN. 10 MADE)

1.000 seven times, most recently by Marcus Paige vs. Kentucky, Dec. 14, 2013 (10 of 10)

BEST FT PERCENTAGE (SEASON, MIN. 25 MADE)

.906 Marcus Paige, 2013-14 (77 of 85)

MOST REBOUNDS (GAME)

24 Sean May vs. Duke, Mar. 6, 2005

MOST ASSISTS (GAME)

18 Raymond Felton vs. George Mason, Dec. 7, 2003

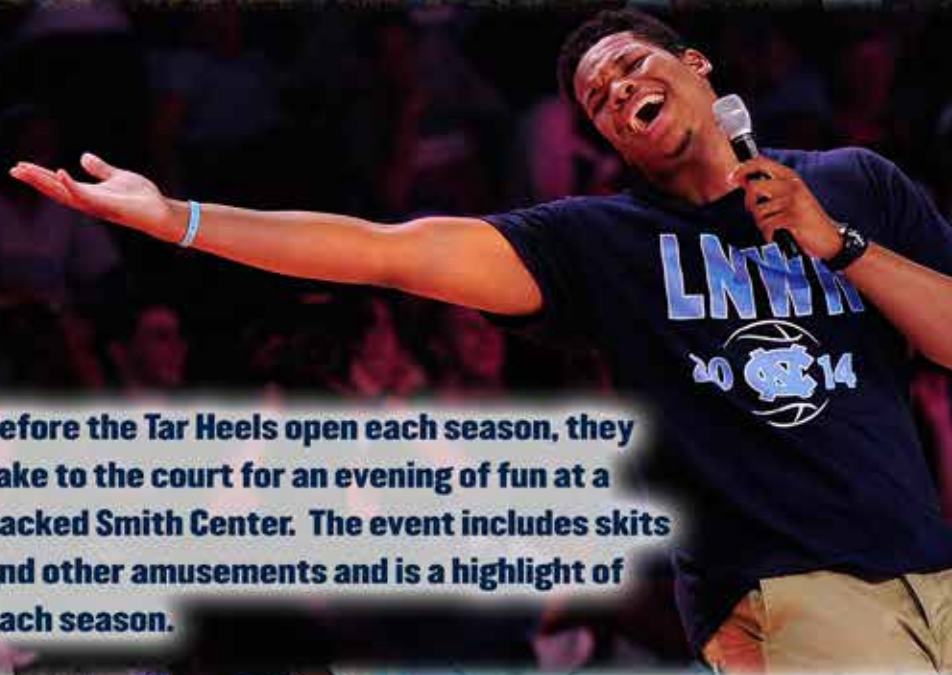
MOST STEALS (GAME)

8 Derrick Phelps vs. Central Florida, Dec. 7, 1991


8 Tyler Hansbrough vs. UNC Asheville, Dec. 28, 2005

MOST BLOCKED SHOTS (GAME)

10 Brendan Haywood vs. Miami (Fla.), Dec. 4, 2000



Before the Tar Heels open each season, they take to the court for an evening of fun at a packed Smith Center. The event includes skits and other amusements and is a highlight of each season.



The image shows the interior of the Carolina Basketball Museum. In the foreground, several large, ornate trophies are displayed on pedestals, each labeled with a year: 1924, 1957, 2005, 1982, and 1993. The trophies are golden and feature basketballs. In the background, there are glass display cases containing various items, including jerseys and other memorabilia. A large blue and white checkered banner with a map of North Carolina is visible. The text "CAROLINA BASKETBALL MUSEUM" is prominently displayed in the center. The museum is well-lit and has a polished wooden floor.

CAROLINA BASKETBALL

MUSEUM

- Opened in January 2008, the Carolina Basketball Museum features artifacts, videos, photos and statistical and historical panels that highlight the history of the Carolina program. The museum experience begins with a theater presentation and includes video tributes to Dean Smith, Roy Williams, Phil Ford, Tyler Hansbrough, Michael Jordan and more.

- The museum includes interactive presentations highlighting Carolina's six national CHAMPIONSHIPS, 18 Final Four appearances, 17 ACC Tournament championships and many of the greatest games and most exciting finishes in Tar Heel history.

- The museum is open on game days and is a must-see attraction for Tar Heel fans.

- Nearly 400,000 patrons have visited the museum.



1

Rank, Most Players to Play in NCAA Final Four

In North Carolina's 18 Final Four appearances, 154 Tar Heel players have played in at least one Final Four game, more than any school in the nation.

3

Of NBA's 50 Greatest Players

In the late 1990s, the NBA selected its All-Time 50 Greatest Players. Former Tar Heels Billy Cunningham, Michael Jordan and James Worthy were named to the team. Carolina, Houston and LSU were the only schools to have three players listed.

4

Final Four MOPs

Wayne Ellington scored 19 points, 17 in the decisive opening half, to lead UNC past Michigan State and earn Most Outstanding Player honors at the 2009 Final Four. Ellington is the fourth Tar Heel to win the award, along with James Worthy in 1982 (28 points vs. Georgetown), Donald Williams in 1993 (25 points in the semifinals vs. Kansas and 25 points vs. Michigan in the championship) and Sean May in 2005 (26 points and 10 rebounds vs. Illinois in championship). Ellington set the Final Four record for highest three-point percentage in the Final Four. Ellington made 8 of 10 three-pointers (.800) and broke Donald Williams' record (10 of 14, .714) set in 1993.

5

NBA Champs, Starting Five

Carolina is the only college to have former players in the starting five in each of the last two NBA championships – Danny Green with the San Antonio Spurs in 2014 and Harrison Barnes with the Golden State Warriors in 2015.

6

National Championships

Carolina has won six national championships, in-

cluding five NCAA Tournament titles and the 1924 Helms Foundation national championship.

The Tar Heels won the NCAA Tournament in 1957, 1982, 1993, 2005 and 2009.

7-0

In No. 1 vs. No. 2 Games

Carolina has played in seven games involving the top two ranked teams in the country in the Associated Press poll and the Tar Heels are 7-0 in those games (4-0 as No. 1 and 3-0 as No. 2).

A list of those games:

March 23, 1957 – No. 1 UNC 54, No. 2 Kansas 53

Dec. 26, 1981 – No. 1 UNC 82, No. 2 Kentucky 69

Jan. 9, 1982 – No. 1 UNC 65, No. 2 Virginia 60

Feb. 4, 1986 – No. 1 UNC 78, No. 2 Ga. Tech 77

Feb. 3, 1994 – No. 2 UNC 89, No. 1 Duke 78

Feb. 5, 1998 – No. 2 UNC 97, No. 1 Duke 73

Apr. 4, 2005 – No. 2 UNC 75, No. 1 Illinois 70

9

ACC Rookies of the Year

Nine Carolina players have been named ACC Rookie of the Year, including Sam Perkins (1981), Michael Jordan (1982), J.R. Reid (1987), Ed Cota (1997), Joseph Forte (2000), Marvin Williams (2005), Tyler Hansbrough (2006), Brandon Wright (2007) and Harrison Barnes (2011).

9

Naismith Hall of Famers

Nine Tar Heel coaches and players are members of the Naismith Basketball Hall of Fame, including 2009 inductee Michael Jordan and Carolina head coach Roy Williams, who was inducted in 2007.

Larry Brown, Ben Carnevale (coach), Billy Cunningham (player/coach), Jordan, Robert McAdoo, Frank McGuire (coach), Dean Smith (coach), Williams (coach) and James Worthy are Carolina's Hall of Fame members.

9

First-Team Academic All-Americans

Tar Heel players have earned first-team Academic All-America honors nine times, most recently by Tyler Zeller in 2011 and 2012. Zeller also earned Academic All-America of the Year honors in '12. The list of 12 includes Billy Cunningham, Charles Scott, Dennis Wuycik, Tommy LaGarde, Eric Montross and Zeller, all of whose jerseys hang in the Smith Center rafters for their exploits on the court.

10

National Coaches of the Year

Carolina head coaches have won national coach of the year honors 10 times, including Frank McGuire (1957), Dean Smith (1977, 1979, 1982 and 1993), Bill Guthridge (1998), Matt Doherty (2001) and Roy Williams (2005, 2006 and 2009).

11

National Players of the Year

Eleven Tar Heels have won National Player of the Year honors, including consensus winners Phil Ford (1978), Michael Jordan (1984), Antawn Jamison (1998) and Tyler Hansbrough (2008). Other winners include Jack Cobb (1926), George Glamack (1940 and 1941), Lennie Rosenbluth (1957), James Worthy (1982), Jordan (1983), Kenny Smith (1987), Jerry Stackhouse (1995) and Sean May (2005).

12

ACC 50th Anniversary Team

The Tar Heels placed 12 players on the ACC 50th Anniversary Team, more than any other school. Carolina's honorees included Lennie Rosenbluth, Billy Cunningham, Larry Miller, Charles Scott, Bobby Jones, Walter Davis, Phil Ford, James Worthy, Sam Perkins, Michael Jordan, Brad Daugherty and Antawn Jamison.



Jock Lauterer

Carolina advanced to three consecutive NCAA Final Fours in 1967-68-69.



Roy Williams is one of nine UNC men's basketball players and coaches in the Naismith Basketball Hall of Fame.

14

NCAA Tournament No. 1 Seeds

Carolina has been a number one seed in the NCAA Tournament 14 times, more than any school in NCAA history (Duke is second with 13). UNC's 14 No. 1 seeds came in 1979, 1982, 1984, 1987, 1991, 1993, 1994, 1997, 1998, 2005, 2007, 2008, 2009 and 2012.

Carolina has won NCAA titles as a No. 1 seed in 1982, 1993, 2005 and 2009 and also reached the Final Four as a top seed in 1991, 1997, 1998 and 2008.

Carolina has been a No. 1 seed five times in 11 years under Roy Williams (2005, 2007, 2008, 2009 and 2012) and 11 times in the last 24 seasons. Williams has earned 10 No. 1 seeds in 26 seasons as a head coach, second-most in NCAA history.

14

ACC Players of the Year

Thirteen Tar Heels have been named ACC Player of the Year 14 times, including Larry Miller, who won the award in 1967 and 1968. Other Tar Heel recipients include Lennie Rosenbluth (1957), Pete Brennan (1958), Lee Shaffer (1960), Billy Cunningham (1965), Mitch Kupchak (1976), Phil Ford (1978), Michael Jordan (1984), Antawn Jamison (1998), Joseph Forte (2001), Tyler Hansbrough (2008), Ty Lawson (2009) and Tyler Zeller (2012).

17

ACC Championships

Carolina has won 17 Atlantic Coast Conference Tournament championships and played in the championship game a record 33 times.

Dean Smith won 13 Tournament titles, tying Duke's Mike Krzyzewski for most in history. Smith's teams were 58-23 and played in the championship game 21 times. Roy Williams has won ACC Tournament titles in 2007 and 2008.

18

Final Fours

Carolina has played in 18 Final Fours, more than any school in the nation. The Tar Heels played in the Final Four in 1946, 1957, 1967, 1968, 1969, 1972, 1977, 1981, 1982, 1991, 1993, 1995, 1997, 1998, 2000, 2005, 2008 and 2009. The Tar Heels won the NCAA title in 1957, 1982, 1993, 2005 and 2009.

Carolina is the only school to play in the Final Four in seven consecutive decades (1940s through 2000s).

Rusty Clark (1967-69), Bill Bunting (1967-69) and Ed Cota (1997-98, 2000) started in three different Final Fours. Carolina holds the NCAA record for most players who have played in a Final Four with 154.

19

ACC All-Freshman Players

Justin Jackson was an ACC All-Freshman Team selection in 2014-15. He is the 19th Tar Heel named to the squad since its inception in 1992-93.

19

Seasons Ranked No. 1

Carolina has been ranked No. 1 in the nation in the Associated Press poll in 19 different seasons since the AP began its rankings in 1948-49. Those seasons are 1957, 1958, 1959, 1978, 1982, 1983, 1984, 1986, 1987, 1988, 1993, 1994, 1995, 1998, 2001, 2007, 2008, 2009 and 2012.

The Tar Heels have been No. 1 in 108 AP polls. Carolina is third nationally in weeks ranked No. 1 in the country.

Carolina has been ranked in the Top 10 in 626 polls. That is the second-highest figure in NCAA basketball history. Carolina has appeared in the AP poll 839 times, more than any other school in history.

Carolina leads the nation with 13 wins over the No. 1-ranked team in the AP poll, including most recently a victory at Michigan State in 2013-14.

29

Regular Season ACC Titles

The Tar Heels went 14-2 in ACC play in 2012, winning their 29th regular-season Atlantic Coast Conference championship. UNC has won 19 regular-season championships outright, shared 10 others and won 17 ACC Tournament titles.

Carolina's 29 regular-season titles are nine more than Duke and three more than the rest of the ACC combined.

37

First-Team All-Americans

Thirty-seven Tar Heels have earned first-team All-America honors, most recently Kendall Marshall and Tyler Zeller in 2012. Tyler Hansbrough was the first player in ACC history to earn first-team All-America honors in each of his four seasons (2006-07-08-09).

Jack Cobb (1924-26), Phil Ford (1976-78), Mike O'Koren (1978-80) and Sam Perkins (1982-84) earned first-team All-America honors on three occasions. Hansbrough, Ford, O'Koren, Perkins, NC State's David Thompson and Virginia's Ralph Sampson are the only players in ACC history to earn first-team All-America honors at least three times.

Sixteen Tar Heels have earned consensus first-team All-America honors a total of 25 times, which is second in NCAA history. They include Cartwright Carmichael (1923 and 1924), Jack Cobb (1924, 1925 and 1926), George Glamack (1940 and 1941), Lennie Rosenbluth (1957), Larry Miller (1968), Robert McDoo (1972), Phil Ford (1977 and 1978), James Worthy (1982), Michael Jordan (1983 and 1984), Sam Perkins (1983 and 1984), Kenny Smith (1987), J.R. Reid (1988), Jerry Stackhouse (1995), Antawn Jamison (1998), Joseph Forte (2001) and Tyler Hansbrough (2007, 2008 and 2009).


46

NCAA

Tournament Berths

The Tar Heels are second in history in NCAA Tournament appearances with 46.

Dan Sears



Jerry Stackhouse and Antawn Jamison were both National Players of the Year who returned to earn their UNC degrees as pros.



The NCAA champion Tar Heels went 32-0 in 1957.

Robert Crawford



James Worthy, Michael Jordan and Walter Davis were NBA first-round picks and All-Stars.

The Tar Heels established an all-time record with 27 consecutive trips to the Tournament from 1975-2001. UNC has the fourth-best win percentage (.718) in Tournament history.

46

First-Round NBA Draft Picks

Carolina has had 46 players taken in the first round of the NBA Draft and 108 players selected overall. The Tar Heels have had 27 players drafted in the first

round in the last 27 years.

In 2005, Marvin Williams (2nd), Raymond Felton (5th), Sean May (13th) and Rashad McCants (14th) made UNC the first school to have four players taken in the NBA Draft Lottery. Carolina duplicated the feat in 2012.

UNC's James Worthy and Brad Daugherty were selected No. 1 overall in the draft. The Los Angeles Lakers selected Worthy in 1982; the Cleveland Cavaliers took Daugherty No. 1 in 1986.

Michael Jordan was the third player selected in the 1984 Draft behind Hakeem Olajuwon (Houston) and Sam Bowie (Portland).

47

NBA

Championship Rings

Former UNC players have won 47 NBA championship rings, more than any school in the Atlantic Coast Conference by a wide margin.

Mitch Kupchak has won 10 NBA championship rings and Michael Jordan has won six. They are among 17 former Tar Heels who have gone on to win NBA championship rings as players or coaches (most recently Danny Green in 2014 and Harrison Barnes and James Michael McAdoo in 2015).

49

Smith Center Jerseys

The jerseys of 49 former Carolina players hang in honor in the Smith Center rafters in Chapel Hill.

That total includes retired jerseys of Jack Cobb, Lennie Rosenbluth (No. 10), Phil Ford (No. 12), George Glamack (No. 20), Michael Jordan (No. 23), Antawn Jamison (No. 33), Tyler Hansbrough (No. 50) and James Worthy (No. 52).

55

All-ACC Academic Choices

Tar Heel players have earned spots on the All-ACC Academic Team 55 times, second-most in conference history. Marcus Paige made the team in 2013, 2014 and 2015 and could become just the third UNC player to earn the distinction four times (along with Henrik Rodl in 1990-93 and Tyler Zeller in 2009-12).

65

NCAA Wins, Coaches

Dean Smith and Roy Williams are tied for second all-time with 65 NCAA Tournament victories, the second-most all-time. Smith went 65-27 in NCAA play; Williams has led UNC to a 31-9 record in the NCAA Tournament since 2004.

72

1,000-Point Scorers

Carolina has had 72 players score 1,000 points, more than any other school in the nation.

Tar Heels Tyler Hansbrough (2,872), Phil Ford (2,290), Sam Perkins (2,145), Lennie Rosenbluth (2,045), Al Wood (2,015) and Charles Scott (2,007) each netted at least 2,000 points.

Marcus Paige (1,416) and Brice Johnson (1,038) enter this season with 1,000+ points. Kennedy Meeks needs 323 points to become UNC's 73rd 1,000-point scorer.

73

First-Team All-ACC Players

With Marcus Paige in 2014, Carolina has placed 73 players on the All-ACC first team, the most in league history.

Tyler Hansbrough was a unanimous selection in 2005-06, 2006-07, 2007-08 and 2008-09. He is the only player to earn first-team All-ACC honors four times.

In addition to Hansbrough, six Tar Heels earned first-team honors three times – Lennie Rosenbluth (1956-58), York Larese (1959-61), Billy Cunningham (1963-65), Charles Scott (1968-70), Phil Ford (1976-78), Sam Perkins (1982-84) and Antawn Jamison (1996-98).

112

NCAA Tournament Wins

Carolina has won 112 games in the NCAA Tournament, second-most in the history of the event and the most in ACC history.

156

NCAA Tournament Games

UNC is second in NCAA Tournament history in tournament games played with 156.

Over 600

ACC Victories

The Tar Heels have won 644 regular-season ACC games, more than any other school in conference history.

Over 2,000

Overall Victories

The Tar Heels have won 2,140 basketball games, the third-most in NCAA history behind Kentucky and Kansas. Carolina is second in NCAA history in winning percentage at .736.



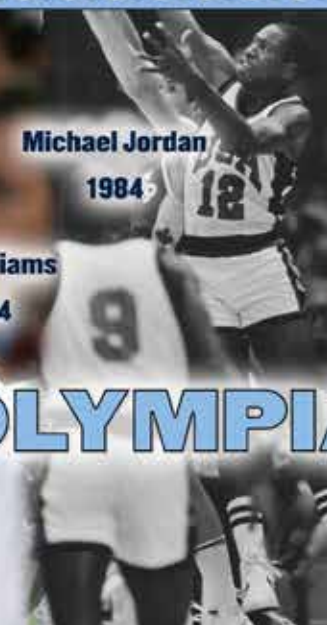
Roy Williams
2004

Michael Jordan
1984

Walter Davis
1976

TAR HEEL OLYMPIANS

- 1964 Larry Brown (gold medal)
- 1968 Charles Scott (gold medal)
- 1972 Bobby Jones (silver medal)
- 1976 Walter Davis (gold medal)
- 1976 Phil Ford (gold medal)
- 1976 Bill Guthridge (gold medal)
- 1976 Tommy LaGarde (gold medal)
- 1976 Dean Smith (gold medal)
- 1980 Al Wood
- 1984 Michael Jordan (gold medal)
- 1984 Sam Perkins (gold medal)
- 1988 J.R. Reid (bronze medal)
- 1992 Michael Jordan (gold medal)
- 1992 Henrik Rodl (Germany)
- 2000 Vince Carter (gold medal)
- 2000 Larry Brown (gold medal)
- 2004 Larry Brown (bronze medal)
- 2004 Roy Williams (bronze medal)



Bobby Jones
1972




Larry Brown
1964



Michael Jordan
1992



Vince Carter
2000



Michael Jordan
1992



Dean Smith & Bill Guthridge
1976



Mitch Kupchak
1976

Tommy LaGarde
1976

Walter Davis
1976

Phil Ford
1976

HALL OF FAMERS



With Hall of Famers Dean Smith and Larry Brown at his side, Tar Heel head coach Roy Williams was inducted into the Naismith Hall of Fame in 2007.




Frank McGuire



Billy Cunningham



Bob McAdoo



Dean Smith



Roy Williams



Michael Jordan

James Worthy

Naismith Memorial
Basketball Hall of Fame
Springfield, MA



Ben Carnevale


PLAYERS OF THE YEAR



TYLER HANSBROUGH




JACK COBB




PHIL FORD

UNC'S NATIONAL PLAYERS OF THE YEAR


- JACK COBB (1926)
- GEORGE GLAMACK (1940, 1941)
- LENNIE ROSENBLUTH (1957)
- PHIL FORD (1978)
- JAMES WORTHY (1982)
- MICHAEL JORDAN (1983, 1984)
- KENNY SMITH (1987)
- JERRY STACKHOUSE (1995)
- ANTAWN JAMISON (1998)
- SEAN MAY (2005)
- TYLER HANSBROUGH (2008)



GEORGE GLAMACK



ANTAWN JAMISON



JERRY STACKHOUSE



SEAN MAY



LENNIE ROSENBLUTH

TAR HEEL STANDOUTS

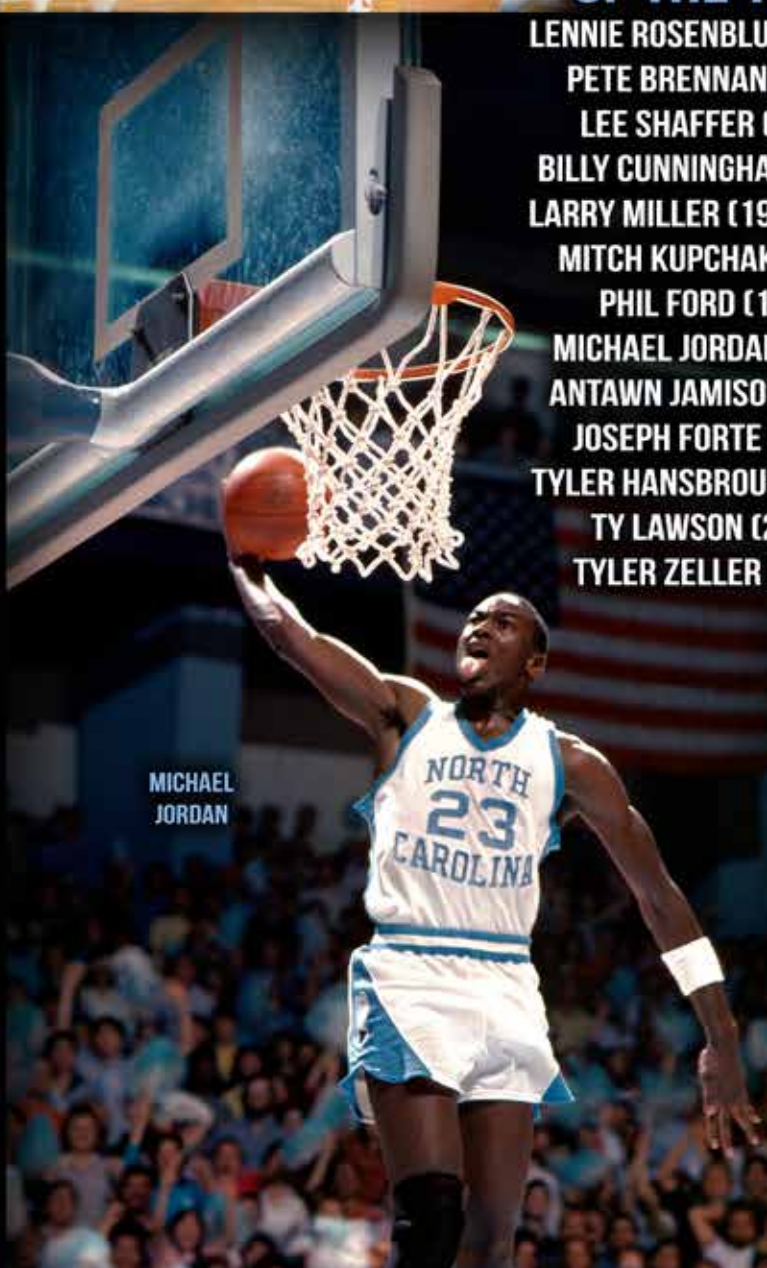


BOB COUSY AWARD
AS NATION'S BEST POINT GUARD
RAYMOND FELTON (2005)
TY LAWSON (2009)
KENDALL MARSHALL (2012)


UNC'S ACC PLAYERS OF THE YEAR

LENNIE ROSENBLUTH (1957)
PETE BRENNAN (1958)
LEE SHAFFER (1960)
BILLY CUNNINGHAM (1965)
LARRY MILLER (1967, 1968)
MITCH KUPCHAK (1976)
PHIL FORD (1978)
MICHAEL JORDAN (1984)
ANTAWN JAMISON (1998)
JOSEPH FORTE (2001)
TYLER HANSBROUGH (2008)
TY LAWSON (2009)
TYLER ZELLER (2012)

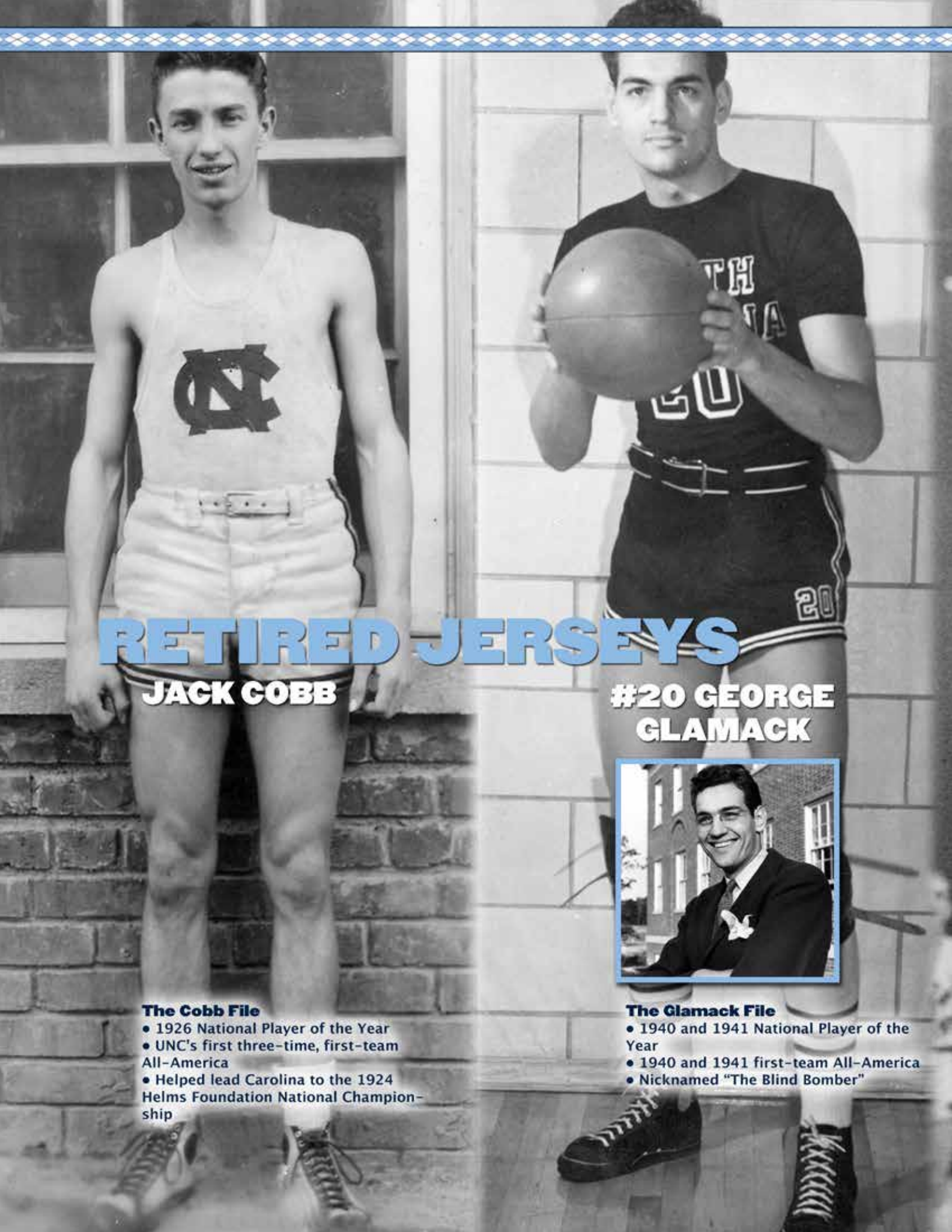
JAMES
WORTHY



MICHAEL
JORDAN



KENNY
SMITH



RETIRED JERSEYS

JACK COBB

#20 GEORGE GLAMACK



The Cobb File

- 1926 National Player of the Year
- UNC's first three-time, first-team All-America
- Helped lead Carolina to the 1924 Helms Foundation National Championship

The Glamack File

- 1940 and 1941 National Player of the Year
- 1940 and 1941 first-team All-America
- Nicknamed "The Blind Bomber"



**#10 LENNIE
ROSENBLUTH**



The Rosenbluth File

- 1957 National Player of the Year
- Led the Tar Heels to the '57 NCAA championship
- Carolina's single-season (28.0 ppg in 1956-57) and career (26.9) scoring average leader



**#12 PHIL
FORD**



The Ford File

- 1978 National Player of the Year
- Three-time first-team All-America
- Second-leading scorer in Carolina history and a 1976 Olympic gold medalist

RETIRED JERSEYS

#52 JAMES
WORTHY



The Worthy File

- 1982 National Player of the Year
- Naismith Hall of Fame
- Most Outstanding Player of 1982 Final Four, leading UNC to '82 NCAA championship

#23 MICHAEL
JORDAN



The Jordan File

- 1983 and 1984 National Player of the Year
- Naismith Hall of Fame
- Named ESPN's Greatest Athlete of the 20th Century
- Hit the winning shot in 1982 NCAA title game



**#33 ANTAWN
JAMISON**



The Jamison File

- Unanimous 1998 National Player of the Year
- Led Carolina to ACC titles and Final Four appearances in 1997 and 1998
- Three-time first-team All-ACC choice



**#50 TYLER
HANSBROUGH**




The Hansbrough File

- 2008 National Player of the Year
- Four-time first-team All-America and All-ACC pick
- Led the Tar Heels to the 2009 NCAA championship
- ACC's all-time leading scorer



Vince Carter




Bill Chamberlain


Carolina's Honored Jerseys

- Cartwright Carmichael ('24)
- #00 · Eric Montross ('94)
- #00 · Brendan Haywood ('01)
- #2 · Raymond Felton ('06)
- #5 · Ty Lawson ('09)
- #8 · Jim Jordan ('46)
- #11 · Larry Brown ('63)
- #12 · Lee Shaffer ('60)
- #13 · John Dillon ('48)
- #15 · Vince Carter ('98)
- #21 · Mitch Kupchak ('76)
- #21 · Donald Williams ('95)
- #22 · York Larese ('61)
- #22 · Bob Lewis ('67)
- #22 · Wayne Ellington ('09)
- #24 · Walter Davis ('77)
- #30 · Al Wood ('81)
- #30 · Kenny Smith ('87)
- #30 · Rasheed Wallace ('95)
- #31 · Bill Chamberlain ('72)
- #31 · Mike O'Koren ('80)
- #32 · Billy Cunningham ('65)
- #32 · Rashad McCants ('05)
- #33 · Charles Scott ('70)
- #34 · Bobby Jones ('74)
- #34 · J.R. Reid ('89)
- #34 · George Lynch ('93)
- #35 · Pete Brennan ('58)
- #35 · Doug Moe ('61)
- #35 · Robert McAdoo ('72)
- #40 · Tommy Kearns ('58)
- #40 · Joseph Forte ('01)
- #40 · Harrison Barnes ('12)
- #41 · Sam Perkins ('84)
- #42 · Brad Daugherty ('86)
- #42 · Jerry Stackhouse ('95)
- #42 · Sean May ('05)
- #44 · Larry Miller ('68)
- #44 · Dennis Wuycik ('72)
- #44 · Tyler Zeller ('12)
- #45 · Tommy LaGarde ('77)

JERSEYS IN THE RAFTERS



J.R. Reid




Brad Daugherty

"The success of the Carolina point guard comes from the fact that he understands how to play with people and still be an individual.


"A lot of times it's difficult for a point guard to be an individual. Sometimes it's tough for them to be part of the team. Carolina gears you to think, and it becomes easy to be both."

—Kenny Smith


Harrison Barnes




Kenny Smith



Tyler Zeller



Sam Perkins



Walter Davis

CAROLINA BASKETBALL

ROLINA

George Lynch



Joseph Forte

JERSEYS IN THE RAFTERS


Criteria for Retired and Honored Jerseys

✓ Retired


- National Player of the Year (Associated Press, NABC, USBWA, The Sporting News, Wooden Award, Naismith Award)

✓ Honored

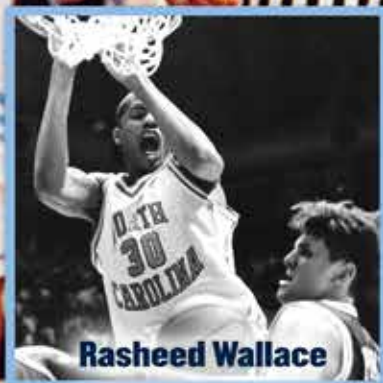
- ACC Player of the Year
- First- or second-team All-America
- Most valuable player of NCAA Tournament winning team (as voted by coaches and teammates)
- Most Outstanding Player of the NCAA Final Four
- Olympic gold medalist



Charles Scott



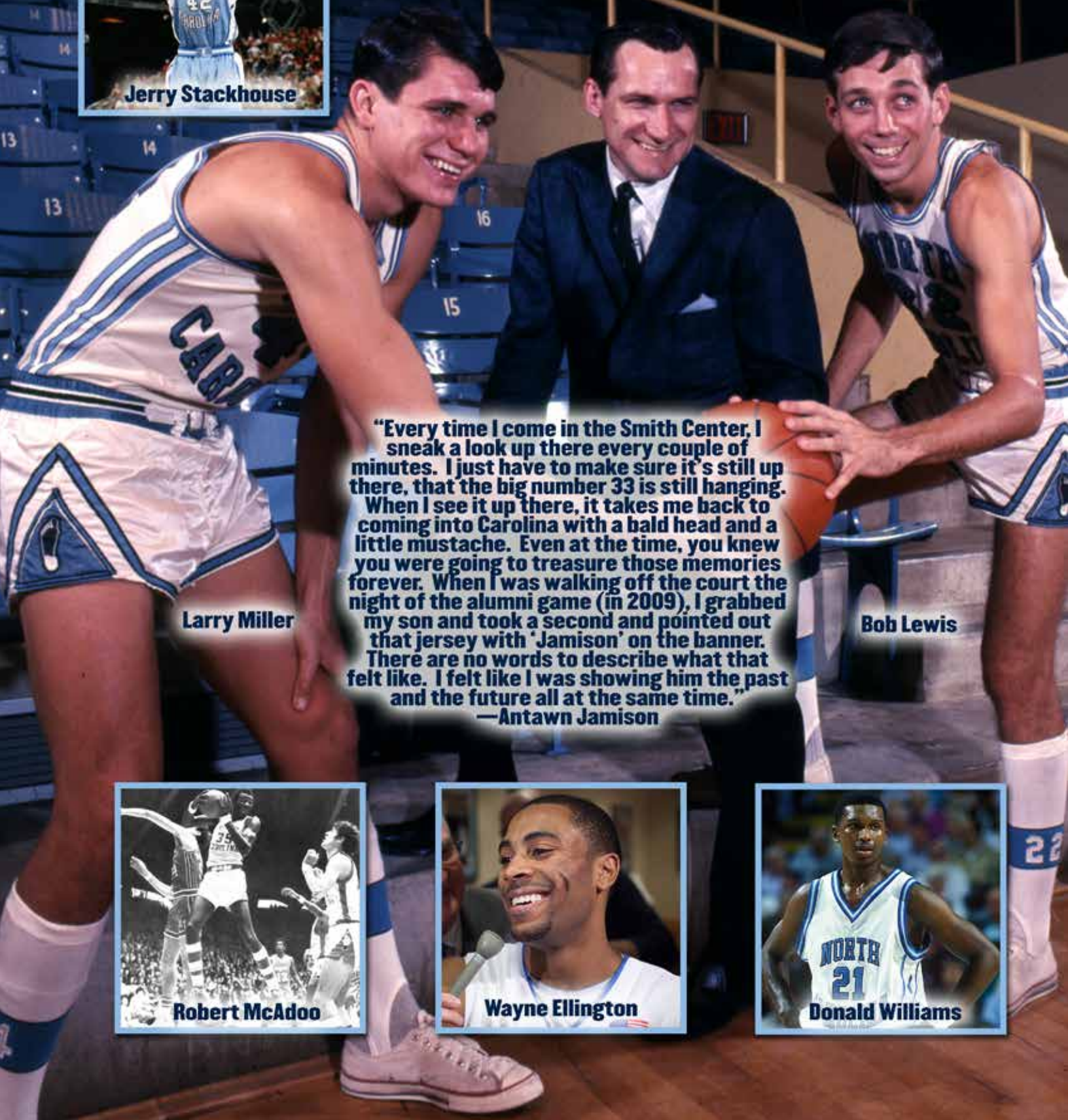
Billy Cunningham



Rasheed Wallace



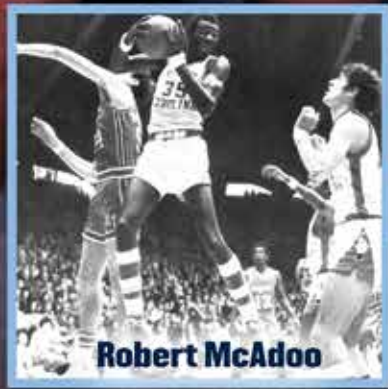
Jerry Stackhouse



Larry Miller

“Every time I come in the Smith Center, I sneak a look up there every couple of minutes. I just have to make sure it’s still up there, that the big number 33 is still hanging. When I see it up there, it takes me back to coming into Carolina with a bald head and a little mustache. Even at the time, you knew you were going to treasure those memories forever. When I was walking off the court the night of the alumni game (in 2009), I grabbed my son and took a second and pointed out that jersey with ‘Jamison’ on the banner. There are no words to describe what that felt like. I felt like I was showing him the past and the future all at the same time.”
—Antawn Jamison


Bob Lewis




Robert McAdoo



Wayne Ellington



Donald Williams



George Glamack won National Player of the Year honors in 1940 and '41.

Jan. 27, 1911: Carolina defeats Virginia Christian, 42-21, in first game. Marvin "Philly" Ritch, considered the Father of Carolina Basketball is the team's first captain and leading scorer.

Feb. 22, 1913: Carolina plays the North Carolina College of Agricultural and Mechanic Arts (NC State) for the first time in any sport since 1906. The Tar Heels lost that first encounter, 26-18. The teams would not play again until the 1919 state championship.

Dec. 29, 1913: Meb Long, UNC's first great scorer, scored 23 points in a win over the Charlotte YMCA. Long became the first Tar Heel to score 20 points in a game. Two weeks earlier, Meb and Cyrus Long became the first brothers to play basketball for UNC.

Feb. 19, 1914: Ben Edwards plays for Guilford in a 38-13 Tar Heel victory. Earlier in the year, Edwards played in six games for Carolina, thus becoming the first and only player to play for and against the Tar Heels in the same season.

Feb. 20, 1915: Lynchburg YMCA wins 63-20, the most lopsided loss in UNC history.

Jan. 24, 1920: Billy Carmichael scored 16 points in a 36-25 win over Trinity in the first-ever basketball game between the two schools located eight miles apart. Carmichael led the team in scoring in 1919-20 (10.8 ppg) and was later the University's controller and acting president. Carmichael Auditorium is named in his honor.

Feb. 26, 1921: Cartwright Carmichael scored 15 points in a win over Virginia and sets UNC's single-season scoring record, surpassing Meb Long. Carmichael would finish the season with 286 points.

Feb. 28, 1922: Cartwright Carmichael and Monk McDonald lead UNC to a 40-26 win over Mercer for the Southern Conference Tournament title.

Feb. 29, 1924: En route to an undefeated season the Tar Heels play and beat Kentucky for the first time, a 41-20 win in the first round of the Southern Conference Tournament in Atlanta. Jack "Sprat" Cobb scored 17 points.

March 4, 1924: Jack Cobb's 15 points almost single-handedly outscored Alabama in a 26-16 win in the Southern Conference title game. UNC finishes 26-0 and the Helms Foundation later selects Carolina as national champions. Cobb leads all scorers with a single-season school record 353 points. Cobb, Cartwright Carmichael and Monk McDonald combine to average 28 of UNC's 36.9 points per game.

Jan. 24, 1925: John Purser scores 10 points to lead UNC to a 25-21 win at Duke's Memorial Gymnasium. It was the first game ever played between North Carolina and Duke as the school formerly known as Trinity changed its name less than four weeks prior to the game.

Feb. 12, 1925: Head cheerleader Vic Huggins introduces Rameses, the school's first ram mascot, at halftime of UNC's 28-27 loss to South Carolina.

Feb. 18, 1926: A 17-8 loss to NC State marks the fewest points in UNC history, but two weeks later, Carolina beats Mississippi State to win the Southern Conference Tournament.

Feb. 27, 1932: Virgil Weathers' basket with less than 30 seconds to play gives Carolina a 43-42 win over Adolph Rupp's top-seeded Kentucky in the second round of the Southern Conference Tournament. It would prove to be the final time the two schools played one another as members of the same conference.

1933-34: The first season in which Carolina wore numbers on its jerseys. Also, Dave Mc-

Cachren was captain, marking the first of four brothers from Charlotte (Jim 1936, Bill 1939 and George 1943) to captain the team.

Jan. 15, 1936: NYU beats the Tar Heels, 55-33, in Carolina's first game in Madison Square Garden.

March 7, 1936: Trailing 42-30 with less than 10 minutes to play, the Tar Heels go on a 20-3 run to defeat Washington & Lee 50-45 to win the Southern Conference Tournament. The game was called the greatest comeback in the history of Southern basketball. Andy Bershak, who won All-America honors in football, scored the go-ahead basket and led UNC with 15 points.

Feb. 10, 1941: Two-time All-America George Glamack scores a record 45 points in a 76-53 win over Clemson. Later that year, UNC loses to Pittsburgh and Dartmouth in first-ever NCAA Tournament appearance.

March 21, 1946: 57-49 win over NYU in Madison Square Garden is Carolina's first in the NCAA Tournament. Five days later, Oklahoma A&M beats UNC, 43-40, in NCAA championship game. "Hook" Dillon scores 16 for Tar Heels in title game, but Bob Kurland leads A&M with 23.

Dec. 3, 1951: 100-57 win over Furman marks the first of 169 games in which Carolina scores 100 or more points. The Tar Heels are 151-18 in those games.

Feb. 29, 1952: Duke's Dick Groat scores 48, Bernie Jernicki grabs 31 rebounds in a 94-64 Blue Devil win.

Dec. 1, 1952: Frank McGuire Era begins with 70-50 win over The Citadel. McGuire

**NCAA DIVISION I LEADERS IN ALL-TIME WINS
(entering the 2015-16 season)**

No.	School	1st Season	Yrs.	Won	Lost	Tied	Pct.
1.	Kentucky	1903	112	2,178	673	1	.764
2.	Kansas	1899	117	2,153	831	0	.722
3.	North Carolina	1911	105	2,140	767	0	.736
4.	Duke	1906	110	2,062	853	0	.707
5.	Syracuse	1901	114	1,920	851	0	.693
6.	Temple	1895	119	1,849	1,025	0	.643
7.	UCLA	1920	96	1,803	802	0	.692
8.	Notre Dame	1898	110	1,795	972	1	.649
9.	St. John's (NY)	1908	108	1,794	956	0	.652
10.	Louisville	1912	101	1,757	884	0	.665

**NCAA DIVISION I LEADERS IN ALL-TIME WINNING PERCENTAGE
(entering the 2015-16 season)**

No.	School	1st Season	Yrs.	Won	Lost	Tied	Pct.
1.	Kentucky	1903	112	2,178	673	1	.764
2.	North Carolina	1911	105	2,140	767	0	.736
3.	Kansas	1899	117	2,153	831	0	.722
4.	Duke	1906	110	2,062	853	0	.707
5.	UNLV	1959	57	1,169	485	0	.707
6.	Syracuse	1901	114	1,920	851	0	.693
7.	UCLA	1920	96	1,803	802	0	.692
8.	Louisville	1912	101	1,757	884	0	.665
9.	Western Ky.	1915	96	1,713	868	0	.664
10.	Arizona	1905	110	1,712	909	1	.653

Source: NCAA

CAROLINA'S FINAL NATIONAL POLL RANKINGS

Year	Media Poll (Started 1949)	Coaches Poll (Started 1951)
1955-56	13th	11th
1956-57	1st	1st
1957-58	13th	12th
1958-59	9th	6th
1959-60	Not Ranked	14th
1960-61	5th	6th
1966-67	4th	3rd
1967-68	4th	4th
1968-69	4th	2nd
1970-71	13th	13th
1971-72	2nd	2nd
1972-73	11th	12th
1973-74	12th	8th
1974-75	9th	10th
1975-76	8th	6th
1976-77	5th	3rd
1977-78	16th	10th
1978-79	9th	3rd
1979-80	15th	15th
1980-81	6th	6th
1981-82	1st	1st
1982-83	8th	8th
1983-84	1st	1st
1984-85	7th	7th
1985-86	8th	8th
1986-87	2nd	3rd
1987-88	7th	8th
1988-89	5th	4th
1990-91	4th	4th
1991-92	18th	12th
1992-93	4th	1st
1993-94	1st	9th
1994-95	4th	3rd
1995-96	25th	24th
1996-97	4th	4th
1997-98	1st	3rd
1998-99	13th	18th
1999-00	Not Ranked	11th
2000-01	6th	10th
2003-04	18th	22nd
2004-05	2nd	1st
2005-06	10th	14th
2006-07	4th	tied 5th
2007-08	1st	3rd
2008-09	2nd	1st
2010-11	7th	8th
2011-12	4th	6th
2013-14	19th	21st
2014-15	15th	12th

would post a 164-58 record in nine seasons.

Dec. 12, 1953: 82-56 win over South Carolina is UNC's first ACC game and win.

Feb. 8, 1954: Virginia's Buzz Wilkinson scores 48 in 83-69 Wahoo win, most points ever vs. UNC in an ACC game.

March 4, 1954: UNC loses first-ever ACC Tournament game, 52-51, to eventual champion NC State.

Dec. 14, 1955: Lennie Rosenbluth scores 29 as 16th-ranked Carolina beats fifth-ranked Alabama, 99-77, in UNC's first game as ranked team in AP poll.

Jan. 14, 1956: Rosenbluth ties UNC record with 45 points in a 103-99 win at Clemson. The Bronx native goes 15 for 23 from the floor and 15 for 24 from the line.

Feb. 24, 1956: Rosenbluth has 31 points and 14 boards in 73-65 win over Duke that clinches UNC's first-ever ACC regular-season title. Tar Heels, 11-3 in ACC, get first ACC Tournament win (over Virginia in quarterfinal), but are upset by No. 20 Wake Forest in semifinals.

Dec. 4, 1956: Rosenbluth sets UNC scoring record with 47 in season-opening win over Furman. Rosenbluth makes 20 of 37 shots from the floor and adds 17 rebounds.

Dec. 29, 1956: Carolina beats Wake Forest, 63-55, to win Dixie Classic for first time, one of four UNC wins that year over the Deacons (by a combined 18 points).

Jan. 30, 1957: Tar Heels beat Western Carolina, 77-59, in UNC's first-ever game as the No. 1-ranked team in the nation (poll released Jan. 22).

Feb. 5-9, 1957: Rosenbluth scores eight of UNC's extra-session points in double-overtime win at Maryland followed by a 75-73 win over Duke as Tommy Kearns hits two free throws in the final minute to keep their unbeaten streak alive.

March 1, 1957: Rosenbluth scores 40 at Duke to cap perfect 14-0 ACC record. Rosenbluth, the National Player of the Year, sets UNC record averaging 28.0 points for the season.

March 7-9, 1957: Carolina wins first ACC Tournament title with wins over Clemson, Wake Forest, and South Caroli-



Jan. 13, 1964: Billy Cunningham has 40 points and 28 rebounds against Maryland, one of his 40 consecutive double-doubles.

na. Rosenbluth has 45 in first round over Tigers and hits three-point play to beat Deacs in semifinals. The 45 points stand today as the ACC Tournament single-game record.

March 22, 1957: Pete Brennan sends national semifinal vs. Michigan State into second overtime with four seconds left and UNC wins, 74-70 in triple overtime. Rosenbluth (31) and Bob Cunningham (19) lead the Tar Heels.

March 23, 1957: No. 1 Carolina beats No. 2 Kansas, 54-53, in another triple overtime classic. Kearns jumps center against 7-0 All-America center Wilt Chamberlain. Rosenbluth scores 20, but fouls out in regulation. UNC center Joe Quigg hits the winning free throws with six seconds left in the third OT and Carolina caps perfect 32-0 season as national champions.

Dec. 21, 1957: Jerry West leads eighth-ranked West Virginia to 75-64 win over No. 1 Carolina in the finals of the Kentucky Invitational, ending UNC's 37-game win streak.

Jan. 14, 1959: Third-ranked UNC beats No. 1 NC State, 72-68, the first of an NCAA record 11 wins over No. 1 ranked teams.

Dec. 29, 1959: York Larese sets ACC record in 75-53 win over Duke by making 21 free throw attempts.

Dec. 2, 1961: Bryan McSweeney and Jim Hudock each score 20, and Larry Brown has 12 points and eight rebounds as Carolina beats Virginia, 80-46, in Dean Smith's first game as head coach.



March 23, 1957: Lennie Rosenbluth and the Tar Heels beat Wilt Chamberlain and Kansas for Carolina's first NCAA title.

Dec. 17, 1962: Yogi Poteet scores 17 and Billy Cunningham grabs 17 rebounds in Dean Smith's first of 13 wins against Kentucky (against only three losses), a 68-66 victory in Lexington.

Jan. 13, 1964: Cunningham scores 40 and has 28 rebounds in 97-88 win over Maryland, one of the Kangaroo Kid's 40 consecutive double-doubles.

Dec. 7, 1964: Bob Lewis and Cunningham score 23 and 22 points, respectively, and Carolina beats 11th-ranked Kentucky, 82-67, in Charlotte, Dean Smith's first win over a ranked opponent.

Dec. 4, 1965: UNC beats William and Mary, 82-68, in the first game played at Carmichael Auditorium.

Dec. 16, 1965: Lewis scores a UNC-record 49 points in 115-80 win over Florida State, a mark that stands today. Lewis goes 18 of 25 from the floor and 13 of 16 from the line. He averages 27.4 points that year, second-best ever by a Tar Heel.

March 4, 1966: Mike Lewis hits a free throw to break a 20-all tie and give second-ranked Duke a 21-20 win in the ACC semifinals. John Yokley and Duke's Steve Vacendak share game-scoring honors with six points. Only a combined 36 field goal attempts were taken in a classic delay game. The Blue Devils led 7-5 at halftime.

March 11, 1967: Carolina had won the ACC regular-season title for the first time under Dean Smith, then beat Duke for the third time, 82-73, to win Smith's first ACC Tournament crown. MVP Larry Miller had 32 points and Lewis added 26.

March 17, 1967: Fourth-ranked Carolina beats No. 5 Princeton for Dean Smith's first NCAA Tournament win. Lewis earns regional MVP honors as UNC beats Boston College the next day to advance to the Final Four, where they lose to Dayton in the national semifinal.

Feb. 21, 1968: Rusty Clark sets UNC record with 30 rebounds in a win over Maryland.

March 2, 1968: Third-ranked UNC had already clinched its second straight ACC regular-season title, but lose in triple overtime at 10th-

FOUR-YEAR STARTERS (since 1972-73)

Player	Seasons
Walter Davis	1974-77
Phil Ford	1975-78
Mike O'Koren	1977-80
Sam Perkins	1981-84
Brad Daugherty	1983-86
Kenny Smith	1984-87
Jeff Lebo	1986-89
Ademola Okulaja	1996-99
Jason Capel	1999-2002
Kris Lang	1999-2002
Tyler Hansbrough	2006-09

FIRST-GAME STARTERS (since 1972-73)

The following Carolina players started their first game as freshmen:

Name	Season
Phil Ford	1974-75
Mike O'Koren	1976-77
James Worthy	1979-80
Michael Jordan	1981-82
Kenny Smith	1983-84
J.R. Reid	1986-87
Pete Chilcutt	1987-88
Rick Fox	1987-88
Vince Carter	1995-96
Antawn Jamison	1995-96
Ed Cota	1996-97
Brendan Haywood	1997-98
Jason Capel	1998-99
Kris Lang	1998-99
Joseph Forte	1999-00
Adam Boone	2000-01
Jawad Williams	2001-02
Raymond Felton	2002-03
Sean May	2002-03
Rashad McCants	2002-03
Quentin Thomas	2004-05
Bobby Frasor	2005-06
Marcus Ginyard	2005-06
Tyler Hansbrough	2005-06
Wayne Ellington	2006-07
Brandan Wright	2006-07
Tyler Zeller	2008-09
Harrison Barnes	2010-11
Marcus Paige	2012-13
Nate Britt	2013-14
Justin Jackson	2014-15

ranked Duke, 87-86. Miller plays all 55 minutes and has 15 points and 15 rebounds.

March 9, 1968: Miller (21 points) earns his second ACC Tournament MVP in a row as Carolina beats NC State, 87-50, still the largest margin in ACC championship game history.

March 15-16, 1968: Fourth-ranked Tar Heels beat No. 3 St. Bonaventure and No. 8 Davidson behind regional MVP Clark to advance to Final Four. Clark has 22 points and 17 rebounds in regional final. Tar Heels beat Ohio State in Final Four, but fall to Lew Alcindor and UCLA, 78-55, for national title.

Feb. 26, 1969: Bill Bunting leads balanced effort with 14 points as Tar Heels beat South Carolina to wrap up third straight ACC regular-season title.

March 8, 1969: Charles Scott scores 40 points, 29 in the second half, as Carolina beats Duke, 85-74 in ACC title game. Duke leads by nine at the half, but Scott sets ACC championship game scoring record and wins MVP honors.


March 15, 1969: Scott hits the game-winning jumper at the buzzer to beat Lefty Driesell's Davidson Wildcats, 87-85, to win NCAA

East Regional and advance to third consecutive Final Four. Carolina loses to Purdue behind Rick Mount's 36 points.

Jan. 17, 1970: Scott scores 43 in 91-90 loss to Wake Forest. Later that year, the ACC's leading scorer and co-Male Athlete of the Year scores 41 points in ACC Tournament loss to Virginia. Scott averages 27.1 points, the third-highest mark by a Tar Heel.

March 13, 1971: South Carolina beats UNC, 52-51, on a Tom Owens lay-up at the buzzer in the ACC championship game. Owens' basket followed a jump ball with just three seconds to play. Lee Dedmon shared MVP honors as a member of the second-place team.

March 27, 1971: Bill Chamberlain scores 34 points and has 10 rebounds as UNC beats Georgia Tech, 84-66, to win the NIT. The Tar Heels also beat Julius Erving and Massachusetts in the first round, Providence and Duke (in the



March 15, 1969: Charles Scott hits a game-winning jump shot to beat Davidson and send Carolina to a third consecutive Final Four.



George Karl and the 1971 NIT champion Tar Heels returned to Chapel Hill for a 40th-year reunion in 2011.

semifinal), all in Madison Square Garden.

Jan. 29, 1972: A 92-72 win over Maryland is Carolina's 1,000th victory. The Terps won the rematch in overtime, but Carolina won the rubber match, 73-59, to win the ACC Tournament. MVP Robert McAdoo averaged 15 points in the Tournament and Dennis Wuycik scored 24 in the championship game.

March 18, 1972: Second-ranked Carolina beats No. 3 Penn, 73-59, to advance to the Final Four. Wuycik (18), McAdoo (17) and George Karl (16) lead Carolina past the Quakers. McA-

MILESTONE WINS IN CAROLINA BASKETBALL HISTORY

Victory No.	Score	Opponent, Date
1	42-21	Virginia Christian, Jan. 27, 1911
100	29-23	at Duke, March 7, 1922
200	45-14	Salisbury YMCA, Dec. 10, 1927
300	24-23	at Virginia, Jan. 29, 1934
400	42-38	at Asheboro McCrary Eagles, Dec. 30, 1939
500	55-28	NC State in Southern Conf. Tournament, Feb. 22, 1945
600	64-42	South Carolina, Jan. 18, 1950
700	63-55	Wake Forest in Dixie Classic, Dec. 29, 1956
800	100-71	Virginia at Greensboro, N.C., Jan. 13, 1962
900	82-54	Georgia Tech at Charlotte, N.C., Jan. 27, 1968
1,000	92-72	Maryland, Jan. 29, 1972
1,100	79-74	Georgia Tech at Charlotte, N.C., Feb. 6, 1976
1,200	73-70 (OT)	Rutgers at Madison Square Garden, Feb. 14, 1980
1,300	64-51	St. John's at Madison Square Garden, Dec. 29, 1983
1,400	96-80	Clemson, Feb. 21, 1987
1,500	92-70	NC State, Feb. 7, 1991
1,600	90-67	Pittsburgh, Nov. 29, 1994
1,700	60-45	Virginia, Feb. 11, 1998
1,800	68-65	Connecticut, Jan. 18, 2003
1,900	77-61	Georgia Tech, Jan. 20, 2007
2,000	69-62	Miami, March 2, 2010
2,100	84-51	UNC Wilmington, Dec. 31, 2013
1st ACC win	82-56	South Carolina, Dec. 12, 1953
1st ACC Tournament win	81-77	Virginia at Raleigh, N.C., March 1, 1956
1st ACC Championship	95-75	South Carolina at Raleigh, N.C., March 9, 1957
1st NCAA Tournament win	57-49	NYU at Madison Square Garden, March 21, 1946
1st NCAA championship	54-53 (3 OT)	Kansas at Kansas City, Mo., March 23, 1957
Dean Smith's 1st win	80-46	Virginia, Dec. 2, 1961
Dean Smith's 877th win	73-56	Colorado at Winston-Salem, N.C., March 15, 1997
Dean Smith's last win	97-74	Louisville at Syracuse, N.Y., March 23, 1997
Bill Guthridge's 1st win	84-56	Middle Tennessee State, Nov. 14, 1997
600th ACC win	68-53	Wake Forest, Jan. 31, 2012
Roy Williams' 1st win	90-64	Old Dominion, Nov. 22, 2003
Roy Williams' 1st NCAA title	75-70	Illinois at St. Louis, Mo., April 4, 2005
Roy Williams' 2nd NCAA title	89-72	Michigan State at Detroit, Mich., April 6, 2009
Roy Williams' 750th win	87-78	Arkansas in Jacksonville, Fla., March 21, 2015
1st win in Carmichael Auditorium	82-68	William and Mary, Dec. 4, 1965
Last win in Carmichael Auditorium	80-72	William and Mary, March 16, 2010
1st win in Smith Center	95-92	Duke, Jan. 18, 1986

doo has 24 points and 15 rebounds in Final Four loss to Florida State, but fouled out with 13 minutes to play. McAdoo declares for the NBA after his junior year, his only year as a Tar Heel, and was selected No. 1 in the NBA Draft.

Jan. 19, 1974: All-America Bobby Jones steals the ball and drives the length of the floor for a game-winning lay-up as time expires in 73-71 win at Duke.

March 2, 1974: Freshman Walter Davis banks in a 35-footer at the buzzer to send the game to overtime, where the Tar Heels beat Duke, 96-92. Carolina trails the Blue Devils by eight points with 17 seconds to play in regulation, but UNC rallies behind Jones, who had four points and a steal.

March 6-8, 1975: Phil Ford becomes first freshman to win ACC Tournament MVP honors after leading Carolina to the title with 70-66 victory over defending NCAA champion NC State and David Thompson. Tar Heels beat Wake Forest, 101-100, in overtime in the quarterfinal after trailing by eight points with 50 seconds to play. Brad Hoffman sends the game into overtime with a 12-foot jumper with two seconds to go. Ford scores 29 and UNC needs overtime again to knock out Clemson in semis, then scores 24 in title game win over Norm Sloan's Wolfpack.

Feb. 14, 1976: Mitch Kupchak has 35 points and 21 rebounds and Davis has 26 points, 11 boards and six steals as Carolina works four

overtimes to beat Tulane, 113-106, in the Louisiana Superdome. It is the longest game in Carolina history.

March 5, 1977: Ford scores 26 and freshman Mike O'Koren adds 21 as Carolina returns the favor from a year before, beating Virginia, 75-69, in the ACC final. Tournament MVP John Kuester handles the ball after Ford fouls out with 5:45 to play and goes 6 for 6 from the line. Ford scores 19 of his 26 in the first half.

March 17, 1977: Ford hyper-extends his right elbow, but scores 29 points, including the winning free throw with two seconds left in 79-77 win over Notre Dame (on St. Patrick's Day) in the NCAA East Regional semifinal.

March 19, 1977: Davis, playing with a broken finger on his shooting hand, scores 21 points as fifth-ranked UNC beats No. 13 Kentucky, 79-72, to reach the Final Four.

March 26, 1977: O'Koren scores 31 as Tar Heels edge No. 4 UNLV, 84-83, in national semifinal. Carolina loses a second-half lead and the championship two days later to Al McGuire's Marquette Warriors, 67-59.

Jan. 7, 1978: The Tar Heels set an NCAA field goal percentage record by making 16 of 17 shots from the floor in the second half. Carolina shoots 94.1 percent in second half of 76-61 victory over Virginia.

Feb. 25, 1978: Ford scores a career-high 34 points on 13 of 19 shooting from the floor in his final game at Carmichael Auditorium, an 87-83 win over Duke. Ford clinches third straight ACC regular-season title with two free throws with six seconds left.

Dec. 16, 1978: O'Koren's 18 points and six assists out-duels "Magic" Johnson's 18 points, six assists and eight turnovers in UNC's 70-69 win over No. 3 Michigan State. The Spartans went on to win the 1979 NCAA title.

Jan. 17, 1979: Dudley Bradley steals the ball from Clyde Austin and dunks home the game-winner with seconds to play in a 70-69 win over NC State in a game that stuns the Reynolds Coliseum crowd. Carolina led 40-19, but the Pack came back to take the lead before Bradley's heroics.

Feb. 24, 1979: Carolina holds the ball in the first half and fails to score as Duke leads, 7-0, at intermission. The Tar Heels wait 12:25 into the game before attempting a shot. Both teams score 40 in the second half and Duke wins, 47-40, in one of the most famous delay games ever played.

March 3, 1979: One week after the 47-40 game in Durham, No. 7 Carolina beats No. 5 Duke, 71-63, in ACC Tournament final. Bradley, the MVP, had 16 points, seven steals and four assists. O'Koren led with 18 points.

March 11, 1979: ACC champion Tar Heels, ranked No. 3 in the nation, are upset by Penn, 72-71, in Raleigh in the NCAA Tournament. Quaker forward Tony Price scores 25. Duke loses to St. John's the same day in what was dubbed "Black Sunday."

Jan. 12, 1980: Al Wood scores 20 and Dave Colescott adds 18 as 15th-ranked Tar Heels knock off No. 1 Duke at Cameron.

March 7, 1981: Carolina shoots 63 percent in the second half and beats Maryland, 61-60, in the ACC title game. James Worthy leads with 19. Jimmy Black's steal and lay-up give Carolina the lead for good. Perkins scores 22 in quarterfinal vs. NC State and 18 in semifinal vs. Wake Forest and becomes the second freshman to earn ACC Tournament MVP honors.

March 28, 1981: Senior forward Wood, who was the West Regional MVP after a 21-point, 17-rebound effort in Final 8 win over Kansas State, torches Virginia for 39 points in the Final Four. Wood sets a national semifinal scoring record by making 14 of 19 from the floor and 11 of 13 from the line. Perkins holds National Player of the Year Ralph Sampson to three field goals and 11 points.

March 30, 1981: Isiah Thomas has 23 points, five assists and four steals to lead Indiana past UNC, 63-50, in the NCAA championship game in Philadelphia. Wood leads Carolina with 18 points. The game tips off less than eight

hours after an assassination attempt on President Ronald Reagan. The game is almost postponed due to the events in Washington, D.C.

Nov. 28, 1981: Michael Jordan scores 12 points in his debut with the top-ranked Tar Heels, a 74-67 win over Kansas.

Dec. 26, 1981: Worthy (26), Perkins (21) and Jordan (19) combine for 66 points as No. 1 Carolina beats No. 2 Kentucky, 82-69, in the N.J. Meadowlands. It's the only time the two schools that rank 1-2 in all-time victories will play as the top two ranked teams in the AP poll.

Jan. 9, 1982: In another 1 vs. 2 match-up, top-rated Carolina edges Virginia, 65-60, despite Sampson's 30 points and 19 rebounds. Worthy and Jordan combine for 33 points.

March 7, 1982: Leading 44-43 with 7:34 to play, Carolina spreads the floor and beats the Cavaliers, 47-45, for the ACC championship. Virginia shoots 67 percent from the floor, but only gets 33 field goal attempts. Worthy leads UNC with 16 points.

March 27, 1982: Perkins scores 25 points and grabs 10 rebounds and Jordan drops in 18 as UNC beats Houston, 68-63, in the Final Four semifinal in New Orleans. The Tar Heels shoot 59 percent from the floor.

March 29, 1982: Final Four MVP Worthy scores a game-high 28 points and Michael Jordan hits the game-winning shot with 17 seconds to play as Carolina beats Georgetown, 63-62, in one of the Final Four's greatest championship games. Worthy makes 13 of 17 shots from the floor and has three steals, including one at the end of the game that seals the victory. Jordan scores 16, and Georgetown's freshman center Patrick Ewing has 23 points and 11 rebounds. The win gives Dean Smith his first of two NCAA championships. The Tar Heels shot 61 percent in the second half (11 of 18).

Nov. 30, 1982: Defending NCAA champs drop their first two games against St. John's and Missouri but avoid an 0-3 start when Jordan comes up with a steal and a spinning, 24-foot jumper at the buzzer to send the Tulane game into OT. Tar Heels prevail, 70-68 in triple OT.

Jan. 15, 1983: Perkins scores 36 in Charlottesville and Tar Heels knock off second-ranked Virginia, 101-95.

Feb. 10, 1983: Top-ranked Carolina trails No. 3 Virginia by 16 points in the second half and by 10 with 4:12 to play, but pulls out an improbable 64-63 win, one of the most memorable ever in Carmichael Auditorium. Jordan's offensive rebound basket pulls the Tar Heels to within a point, then Jordan strips Rick Carlisle of the ball and slams home the go-ahead basket.

Dec. 3, 1983: Second-ranked Carolina wins at Stanford, 88-75, to give Dean Smith his 500th victory.

Feb. 12, 1984: Joe Klein scores 20 as Eddie Sutton's Arkansas Razorbacks upset No. 1 Carolina, 66-65, in Pine Bluff, Ark. Jordan scores 21 in defeat.

March 3, 1984: Playing his final home game, Doherty hits a runner in the lane that ties the game at the end of regulation and the Tar Heels beat Duke in two overtimes, 96-83, to preserve a perfect 14-0 mark in the ACC. Jordan and Perkins, also playing in their Carmichael finales, score 25 apiece and Steve Hale has 13 assists.

March 22, 1984: Freshman guard Steve Alford scores 27 points to lead unranked Indiana to a 72-68 win over No. 1 Carolina in the NCAA second round in Atlanta. Perkins scores 26 in his final game as a Tar Heel and finishes his career first at UNC in rebounding and second in scoring. Jordan battles foul trouble and an injured finger, scoring 13 points in just 26 minutes before fouling out. The Hoosiers shoot 69 percent (11 for 16) in the second half and 65 percent for the game.

Dec. 27, 1985: Ranzino Smith and Kevin Madden both score 17 points to lead nine players in double figures as Carolina scores a school-record 129 points in 129-45 win over Manhattan in Miami.

Jan. 4, 1986: Brad Daugherty scores 28 points in 90-79 win over NC State in the final regular-season game played in Carmichael Auditorium. The Tar Heels conclude play there with a 169-20 record.

Jan. 18, 1986: Hale scores 28 and Daugherty adds 23 and 11 rebounds as No. 1 Carolina beats No. 3 Duke, 95-92, in first game played in the Smith Center.

Feb. 4, 1986: Daugherty's 22 points and Joe Wolf's 14 points and 13 rebounds lead No. 1 UNC past No. 2 Georgia Tech, 78-77, in overtime in Atlanta.

Feb. 20, 1986: Len Bias scores 35 points to lead Maryland to a 77-72 overtime win, UNC's first defeat in the Smith Center.

March 7, 1987: Joe Wolf scores 27 and Jeff Lebo nets 22 in 84-82, double-overtime win over Virginia in the ACC semifinals. The next day, sixth-seeded NC State goes 14 for 14 from the line and beats the top-seeded Tar Heels, 67-66, for the ACC title.


March 21, 1987: No. 2 ranked Carolina is upset by No. 10 Syracuse, 79-75, in the NCAA East Regional final. Rony Seikaly leads the Orange with 26 points. Kenny Smith has 25 points and seven assists in his final game as a Tar Heel.

Nov. 21, 1987: In a rematch of the previous year's regional final, Carolina beats No. 1 ranked Syracuse, 96-93, in overtime in the Hall of Fame Classic. Playing without a suspended J.R. Reid, the Tar Heels rally from an 11-point

TAR HEELS IN THE OLYMPIC GAMES

Player/Coach	Team
Larry Brown	1964
Charles Scott	1968
Bobby Jones	1972
Walter Davis	1976
Phil Ford	1976
Bill Guthridge (Assistant Coach)	1976
Mitch Kupchak	1976
Tommy LaGarde	1976
Dean Smith (Head Coach)	1976
Al Wood	1980
Michael Jordan	1984, 1992
Sam Perkins	1984
J.R. Reid	1988
Henrik Rodl (Germany)	1992
Vince Carter	2000
Larry Brown (Assistant Coach)	2000
Larry Brown (Head Coach)	2004
Roy Williams (Assistant Coach)	2004

Note: With the exception of Rodl, all other UNC players and coaches have represented the United States.



Heinz Klumeler/SI

March 29, 1982: Freshman Michael Jordan hits this game-winning jump shot to lift UNC to a 63-62 win over Georgetown in the 1982 NCAA championship game in New Orleans.

halftime deficit. Ranzino Smith (21), Lebo (20) and freshmen Rick Fox (15) and Pete Chilcutt (14) lead UNC.

March 19, 1988: Carolina shoots a school-record 79.0 percent from the floor (49 of 62) in 123-97 rout over Loyola Marymount in NCAA Tournament second round. Ranzino Smith makes 11 of 14 shots en route to 27 points. UNC has 36 assists on 49 baskets. Carolina has 26 turnovers, 20 more than Loyola, and wins by 26.

Nov. 18, 1988: Lebo sets school record with 17 assists in 111-84 win over Chattanooga in Preseason NIT.

Jan. 18, 1989: Playing without Lebo, who was injured in 106-83 loss at Virginia the previous game, UNC beats No. 1 and unbeaten Duke, 91-71, in Durham. Scott Williams scores 22 to lead the Tar Heels.

March 12, 1989: Steve Bucknall's three-point play with 1:46 left breaks a 66-all tie and Tournament MVP Reid leads with 14 points as UNC beats Duke, 77-74, in Atlanta to win Carolina's first ACC championship in seven years. The game is one of the most intense in ACC history. Carolina commits 26 turnovers, but holds Duke to 39 percent shooting, including 3 of 23 from three-point range.

Nov. 24, 1989: King Rice's bank shot at the buzzer beats James Madison, 80-79, in the first round of the Maui Invitational. Carolina rallies from a 79-70 deficit with less than a minute to play.

Dec. 27, 1989: Rice (22) and Fox (20) lead seven Tar Heels in double figures as UNC beats Kentucky, 121-110, in Louisville.

March 17, 1990: Fox banks in the game-winner as time expires and eighth-seeded Carolina beats No. 1 ranked and top-seed Oklahoma, 79-77, in the NCAA second round.

Jan. 9, 1991: Hubert Davis scores 25 in a 105-73 win over Maryland, Dean Smith's 700th win. He is the first ACC coach to win 700 games.

Feb. 7, 1991: Carolina beats NC State, 92-70, in Chapel Hill. The night before, the same teams play in Raleigh, a 97-91 Wolfpack win. The Feb. 7 game, which is also Carolina's 1500th victory, is re-scheduled from Jan. 15, 1991, because of the outbreak of the Gulf War.


March 10, 1991: Tournament MVP Fox scores 25, Davis adds 17 and Rice has seven assists and no turnovers as Carolina routs Duke, 96-74, in ACC championship game. Duke had won both regular-season games.

March 24, 1991: NCAA East Regional MVP Fox and Davis each score 19 points as Carolina holds off Mark Macon and Temple, 75-72, to advance to the Final Four for the first time since 1982. Macon scores 31 and narrowly misses a long three-pointer at the buzzer that would have sent the game to overtime.

March 30, 1991: Davis leads all scorers with 25 points, but Carolina shoots 38 percent for the game (3 of 18 from three-point range) and falls to Kansas, 79-73, in Indianapolis in the Final Four. The Jayhawks are coached by former UNC assistant Roy Williams.

Feb. 2, 1992: Derrick Phelps sets UNC record for steals with nine in 86-76 win at Georgia Tech.

Feb. 5, 1992: In a game most remembered for blood streaming down the back of Eric Montross' head, UNC beats defending NCAA champion and No. 1 Duke, 75-73, causing the students to rush the floor for the first time ever at the Smith Center.



Feb. 2, 1995: Jerry Stackhouse scores 25 points in a 102-100, double-overtime win at Duke.

Feb. 8, 1992: Carolina trails Wake Forest by 22 points but rallies for an 80-78 win on Brian Reese's buzzer-beating jumper. The Deacons led by 11 with 6:17 to play, before a 10-0 run by UNC. Davis led the Tar Heels with 30.

Dec. 29, 1992: Jalen Rose's offensive rebound basket at the buzzer gives No. 6 Michigan a 79-78 win over No. 5 Carolina in the semifinals of the Rainbow Classic in Honolulu. The teams would meet again later that season.

Jan. 27, 1993: Florida State leads by 17 at halftime and 73-54 with less than nine minutes to play. Carolina reels off 15 straight points, however, and takes the lead for good on a George Lynch steal and dunk with just under two minutes to play. Donald Williams seals the win at the free throw line as UNC outscores the Seminoles, 28-4, over the last nine minutes.

March 28, 1993: Cincinnati's Nick Van Exel scores 21 first-half points and the Bearcats lead Carolina by as many as 15 in the first half. Then Derrick Phelps clamps down on Van Exel and East Regional MVP Lynch scores 21 and grabs 14 rebounds in 75-68 overtime win to send Carolina to the Final Four. Lynch had 22 against Arkansas in the regional semifinal. Williams had 22 and 20 in the two regional games.

April 5, 1993: Final Four MVP Williams score 25 points for the second Final Four game in a row, Montross scores 16 and Lynch posts his fourth straight double-double as Carolina avenges earlier loss to Michigan with 77-71 victory. The win gives Dean Smith his second NCAA championship. Williams hits 5 of 7 three-pointers in both Final Four games, includ-

ing a 78-68 win over Roy Williams-led Kansas in the semifinal.

Feb. 3, 1994: Carolina prevails, 89-78, in the first-ever meeting against Duke in which the schools are ranked 1-2 in the country. Second-ranked Tar Heels get 18 points, six assists and no turnovers from Phelps.

March 12, 1994: ACC Tournament classic as UNC erases five-point deficit late in regulation and beats Wake Forest 86-84 in overtime. Dante Calabria send the game to overtime and Jerry Stackhouse wins it. It is Dean Smith's 800th win.

March 20, 1994: No. 1 Carolina is knocked out of the NCAA Tournament in the second round, 75-72, by Boston College.

Feb. 2, 1995: Stackhouse (25), Rasheed Wallace (25) and Williams (24) combined for 74 points as Carolina beats Duke, 102-100, in double overtime. Blue Devil guard Jeff Capel sends the game into second overtime with a halfcourt three-pointer, but a Jeff McInnis steal and basket provides the winning margin for UNC.

March 11-12, 1995: Wallace scores 33 in overtime win over Maryland in ACC semifinals, then sprains an ankle late in the championship game against Wake Forest. The Deacons, led by 37 points from Randolph Childress, beat Carolina, 82-80, in overtime.

March 25, 1995: No. 4 Carolina beats No. 2 Kentucky, 74-61, in Birmingham to advance to Final Four. Regional MVP Stackhouse has 18 points, 12 rebounds, six assists, two steals and two blocks. UNC falls to Arkansas in the Final Four, in part due to a leg injury Stackhouse suffers 12 seconds into the national semifinal.

Jan. 8, 1997: Carolina leads Maryland in Chapel Hill by 22, but the Terps outscore UNC, 41-9, to win 85-75. UNC would begin ACC play 0-3 and avoids an 0-4 start by outscoring NC State 12-0 in the final two minutes of a 59-56 win on Jan. 15.

Feb. 12, 1997: Ed Cota's baseline floater with 4.5 seconds to play gives Carolina a 45-44 win at NC State. It is the fewest points ever by Carolina in a Dean Smith victory.

March 8-9, 1997: ACC Tournament MVP Shammond Williams scores 24 in semifinals vs. Wake Forest and 23 in championship vs. NC State as Carolina wins ACC Tournament for 13th and final time under Dean Smith.

March 15, 1997: Carolina beats Colorado, 73-56, in NCAA Tournament second round. The news of the day is Dean Smith's 877th, breaking Adolph Rupp's all-time record for coaches.

March 23, 1997: Shammond Williams scores 22 and Vince Carter adds 18 as Carolina beats Louisville, 97-74, to send Dean Smith to



Robert Crawford

March 15, 1997: Dean Smith wins his 877th game, breaking Adolph Rupp's record.

his 11th Final Four. Smith would coach his final game, a 66-58 loss to Arizona, six days later.

Oct. 9, 1997: Dean Smith retires after 36 years as head coach. Bill Guthridge, Smith's assistant for 30 years, is named head coach. Guthridge posts a 34-4 record, ACC title and Final Four berth and is named National Coach of the Year.

Feb. 5, 1998: Antawn Jamison, the 1998 National Player of the Year, scores 35 points as No. 2 Carolina beats No. 1 Duke, 97-73.

Feb. 8, 1998: Shammond Williams scores 42 in 107-100 in a 2OT win at Georgia Tech.

March 8, 1998: Jamison shakes off a leg injury and earns ACC Tournament MVP honors with 22 points and 18 rebounds. The Tar Heels score last 15 points in 83-68 win over top-ranked Duke in ACC Tournament championship. Carolina later advances to Final Four.

March 24-26, 2000: Wins over Tennessee and Tulsa send Guthridge to his second Final Four in three years as head coach. He retires in June 2000 with a three-year record of 80-28.

Nov. 10-11, 2000: Carolina beats Winthrop, 66-61, in Matt Doherty's first game as head coach. The next night, Joseph Forte drops 38 on Tulsa to set the Smith Center scoring record.

Dec. 4/17, 2000: Brendan Haywood and Jason Capel post triple-doubles in wins over Miami and Buffalo, respectively.

Feb. 1, 2001: Haywood hits two free throws with one second to play to give UNC an 85-83 win at Duke. Forte is sensational with 24 points, 16 rebounds, six assists and three steals.

Jan. 9, 2002: Maryland beats UNC, 112-79, the most points ever allowed by Carolina in a regulation game. The Tar Heels would finish the year 8-20, missing the NCAA Tournament for the first time since 1974.

Nov. 18, 2002: Rashad McCants scores 28 points in his freshman debut and starts with Raymond Felton and Sean May – the first time in history the Tar Heels start three freshmen – in 85-55 win over Penn State.

Nov. 27, 2002: McCants scores 25 as Tar Heels upset Roy Williams and No. 2 Kansas, 67-56, in Preseason NIT semifinals. UNC knocks off Stanford two nights later to win the title.

Feb. 8, 2003: Jawad Williams scores 20 in 61-60 win over Florida State, making UNC the first school with 500 ACC victories.

March 14, 2003: Three weeks after losing by 40 points at Maryland, Carolina upsets the Terps, 84-72, in ACC quarterfinals behind 25 points from Jawad Williams and 20 points, 10 assists from Felton.

Nov. 22, 2003: Carolina beats Old Dominion, 90-64, in Roy Williams' first game as head coach. Williams took over the program on April 14, 2003, two weeks after Doherty resigned. Doherty went 53-43 in three seasons.

Dec. 7, 2003: Felton sets a UNC record with 18 assists against George Mason.

Dec. 20, 2003: Wake Forest tops Carolina, 119-114 in triple overtime, in one of the ACC's most memorable regular-season games.

Jan. 17, 2004: No. 9 Carolina beats No. 1 Connecticut, 86-83, as McCants scores 27, including UNC's final 10 points. His three-pointer with six seconds to play beats the Huskies, who later that year win the NCAA title.

March 6, 2005: Marvin Williams' three-point play with 17 seconds left gives Carolina a 75-73 win over Duke as the Tar Heels clinch first in the ACC regular-season standings outright for the first time since 1993. May has a game-high 26 points and 24 rebounds, the most ever by a player in the Smith Center.

March 27, 2005: May earns Syracuse Regional MVP honors with 29 points and 12 rebounds in an 88-82 win over Wisconsin that sends Roy Williams to the Final Four for the first time as UNC's head coach. McCants hits a go-ahead three-pointer late and blocks a Badger three-point attempt to preserve the win.

April 2, 2005: Senior captain Jawad Williams scores 20 points and the Tar Heels hold Michigan State to 29 percent shooting from the floor in the second half in an 87-71 UNC win in the national semifinals.

April 4, 2005: Marvin Williams tips in the game-winner with 1:17 to play, Final Four MVP Sean May has a game-high 26 points and Raymond Felton makes key plays down the stretch as No. 2 Carolina beats No. 1 Illinois, 75-70, to win UNC's fourth NCAA title and the first for Coach Roy Williams. Felton hits a three to break a 65-all tie, then adds a steal and three clutch free throws in the final minute. The Illini went 12 for 40 from three-point range.

June 28, 2005: Carolina becomes the first school to have four lottery selections in one NBA Draft as Marvin Williams (2), Felton (5), May (13) and McCants (14) go in the first 14 picks.

Feb. 15, 2006: Tyler Hansbrough scores an ACC-freshman-record 40 points in an 82-75 win over Georgia Tech in the Smith Center.

March 4, 2006: Carolina beats No. 1 Duke 83-76 on Senior Night in Durham. The Tar Heels' four freshmen (Bobby Frasor, Marcus Ginyard, Danny Green and Hansbrough) out-scored Duke's four seniors (including first-team All-Americans J.J. Redick and Shelden Williams), 55-51.

Dec. 9, 2006: Hansbrough scores 24 and Carolina routs High Point, 94-69, to give Roy Williams his 500th win as a college head coach.

March 11, 2007: Brandan Wright becomes the fifth freshman to win ACC Tournament MVP honors after leading UNC to its first ACC title since 1998. Wright had 20 points in the semifinal and 16 in the championship against NC State.

March 16, 2008: Wayne Ellington scores 24 points as Carolina wins its 17th ACC Tournament with an 86-81 win over Clemson.



April 2, 2005: Jawad Williams and the Tar Heels beat Illinois in St. Louis for Roy Williams' first NCAA championship.

J.D. Lyon Jr.

March 23, 2008: Tyler Hansbrough breaks Christian Laettner's ACC record for career free throws against Arkansas in the NCAA Tournament second round in Raleigh, N.C. Hansbrough set the UNC record on Feb. 3 at Florida State.

March 29, 2008: Tyler Hansbrough has 28 points and 13 rebounds and is named East Regional MVP as UNC beats Louisville to reach its 17th NCAA Final Four.

Dec. 18, 2008: Tyler Hansbrough scores with 7:42 to play in the first half against Evansville for his 2,292nd point, breaking Phil Ford's UNC scoring record.

Feb. 28, 2009: Tyler Hansbrough makes his 906th career free throw in UNC's win over Georgia Tech, breaking Dickie Hemric's (Wake Forest) NCAA record, set in 1955. Hansbrough finishes his career with 982 made free throws.

March 19, 2009: Tyler Hansbrough sinks a free throw in the first half of the NCAA Tournament first round win over Radford, giving him 2,770 points and breaking J.J. Redick's (Duke) ACC scoring mark. He finished with 2,872 points, 12th in NCAA history.

March 29, 2009: Ty Lawson, the 2009 Bob Cousy Award winner, scores 21 points and earns South Regional MVP honors as No. 1 seed UNC beats No. 2 seed Oklahoma, 72-60, in Memphis, Tenn., to send the Tar Heels to their record 18th Final Four.

April 6, 2009: Final Four MVP Wayne Ellington scores 17 of his 19 points in the first half, Ty Lawson has a game-high 21 points and sets a Final Four record with eight steals, and Tyler Hansbrough scores 18 points to cap his brilliant career as the Tar Heels beat Michigan State, 89-72, in Detroit to win the national championship. Carolina leads the Spartans, 55-34, at the half, setting championship game records for most points in a first half and largest lead at the break.

March 2, 2010: Carolina beats Miami, 69-62, to become the second school in NCAA history to win its 2,000th game.

April 1, 2010: Forward Deon Thompson plays in his NCAA record-setting 152nd career game as the Tar Heels fall to Dayton, 79-68, in Madison Square Garden in the NIT championship game.

March 12, 2011: Harrison Barnes scores 40 points, an ACC Tournament record for freshman, to lead the Tar Heels to a 92-87 overtime win in the semifinals over Clemson. Carolina advanced to the title game despite trailing by 19 points in the second half in the quarterfinals against Miami and by 10 at halftime against the Tigers.

March 18, 2011: Tyler Zeller scores 32 points, John Henson has 28 points, 11 rebounds and six blocks and Harrison Barnes adds 24 points as UNC beats Long Island, 102-87, in the second round of the NCAA Tournament.

Nov. 11, 2011: Top-ranked Carolina beats Michigan State, 67-55, on the deck of the aircraft carrier USS Carl Vinson. Harrison Barnes leads all scorers in the game played in front of President Barack Obama and thousands of U.S. military personnel.

March 3, 2012: Kendall Marshall's 20 points and 10 assists and double-doubles by Tyler Zeller and John Henson lead UNC to an 88-70 win at Duke to clinch Carolina's 29th ACC regular-season title.

Feb. 29 and March 9, 2012: Kendall Marshall sets the UNC single-season assist record in the final home game against Maryland, then breaks the ACC mark 10 days later in the ACC Tournament in Atlanta. Marshall finishes the season with 351 assists, fourth-most in NCAA history, and wins the Bob Cousy Award as the best point guard in the nation.

March 22, 2013: P.J. Hairston scores a game-high 23 points and Carolina defeats Villanova, 78-71, in the second round of the NCAA Tournament. The win is the 700th of Williams's career.

Dec. 4, 2013: Freshman Kennedy Meeks led five Tar Heels in double-figure with 15 points as Carolina won at No. 1 Michigan State, 79-65. The win was UNC's 13th against teams ranked No. 1 in the AP poll, an NCAA record, and the fifth time the Tar Heels beat No. 1 on their home court.

Feb. 20, 2014: Leslie McDonald scored a game-high 21 points, including the go-ahead basket with 3:54 to play, and Marcus Paige scored all 13 of his points in the second half in UNC's 74-66 win over Duke. The game was originally scheduled for February 12th, but was postponed eight days due to a winter storm. The Tar Heels became the first team to ever post wins over each of the top four teams in the pre-season AP poll (Michigan State, Kentucky, Louisville and Duke).

March 13, 2015: Freshman Justin Jackson scores 22 points to lead No. 5 seed Carolina in a 71-67 win over No. 1 seed Virginia and send the Tar Heels to the ACC Tournament championship game. The victory marked the first time UNC defeated two higher seeded opponents in one ACC Tournament. A day earlier, UNC beat No. 4 seed Louisville, 70-60, in the quarterfinals.



Dec. 18, 2008: Tyler Hansbrough breaks Phil Ford's UNC career scoring record, eventually setting the ACC record.

Getty Images



April 6, 2009: Wayne Ellington wins Final Four MOP honors after scoring 19 points in the title-game victory over Michigan State.



1931-2015

36 Seasons
879-254
(.776)

EDUCATION
B.S., Education
Kansas '53

- ✓ Smith retired with more wins (879) than any other coach in NCAA Division I history.
- ✓ In 36 years, Smith coached Carolina to 11 Final Fours, two national titles and 13 ACC Tournament Championships.
- ✓ More than 95 percent of Smith's lettermen graduated.
- ✓ From 1981 to 1989, Carolina was ranked in the final Top 10 of both the Associated Press and coaches' poll each year.
- ✓ Smith was named the second-best coach in college basketball history (behind John Wooden) by the NABC in 2000.
- ✓ Smith was inducted into the Naismith Memorial Basketball Hall of Fame in 1983. He was also inducted into the North Carolina Hall of Fame in 1981. In 2006, he was named to the inaugural class of the National Collegiate Basketball Hall of Fame (along with James Naismith, John Wooden, Oscar Robertson and Bill Russell). He was inducted into the FIBA Hall of Fame in 2007.
- ✓ Smith was voted ACC Coach of the Year eight times - in 1967, 1968, 1971, 1976, 1977, 1979, 1988 and 1993.

When ESPN's award-winning SportsCentury program selected the greatest coaches of the 20th Century, it came as no surprise that Carolina basketball coach Dean Smith was among the top seven of all-time. Smith joined other legends Red Auerbach, Bear Bryant, George Halas, Vince Lombardi, John McGraw and John Wooden as the preeminent coaches in sports history.

Smith's tenure as Carolina's basketball coach from 1960-97 is a record of remarkable achievement and consistency. In 36 seasons at UNC, Smith's teams had a record of 879-254. His teams won more games than those of any other Division I men's basketball college coach in history, a record broken in 2007 by Bob Knight and surpassed again in 2011 by Mike Krzyzewski.

- Smith coached Carolina to the 1982 and 1993 NCAA championships and the 1971 NIT title.
- Under Smith, the Tar Heels won at least 20 games for 27 straight years and 30 of his final 31. No coach in history has ever produced that many consecutive 20-win seasons.
- Carolina was ranked in the final Top 10 of both the Associated Press and coaches' polls each year from 1981-89. That nine-year run was the second-longest streak of Top 10 finishes in history, exceeded only by UCLA's 13-year string from 1967 to 1979.
- The Tar Heels were ranked among the nation's final Top 15 teams in 28 of his last 31 seasons, missing only in 1970, 1990 and 1996, and were among the Top 10 on 23 occasions during that period. Smith's teams finished the season ranked No. 1 in at least one of the two major polls four times (1982, 1984, 1993 and 1994).
- Smith's teams were also the dominant force in the ACC. The Tar Heels under Smith had a record of 364-136 in ACC regular-season play, a winning percentage of .728.
- The Tar Heels finished at least third in the ACC regular-season standings for 33 successive seasons. In that span, Carolina finished first 17 times, second 11 times and third five times.
- Smith's teams finished in the ACC upper division all but one time. That was in 1964, when Carolina was fifth and had its only losing record in ACC regular-season play under Smith at 6-8.
- Carolina won 13 ACC Tournaments under Smith.
- His teams played in 11 Final Fours.
- Smith's teams made 23 consecutive appearances in the NCAA Tournament.
- In his last 31 years, Smith led the Tar Heels into the NCAA Tournament 27 times.
- Carolina reached the Sweet 16 of NCAA play each season from 1981-93. That 13-year streak is the second-longest in Tournament history to a 14-year stretch by UCLA from 1967 to 1980.

The awards and accolades continued to be given to Smith, even after he stepped down as Carolina's head coach on October 9, 1997. Smith was named Sportsman of the Year by Sports Illustrated and received the Arthur Ashe Award for Courage at the ESPY Awards. He was inducted into the FIBA Hall of Fame in 2007. In November 2013, he was awarded the Presidential Medal of Freedom, the highest civilian award in the U.S.

He received the Naismith Good Sportsmanship Award in 2011. Upon the announcement of that honor, Duke's Mike Krzyzewski said, "Dean set the standard for basketball - and not just college basketball - that everyone is still trying to reach. He demanded that his teams play as one. And what he got in return from all these guys who played for him was the intense loyalty that they feel toward him. And that's something I've admired since I started coaching. It's really one of the great things in all of sport: that intense loyalty the Tar Heel players have for Coach Smith."

In 2006, he was named to the inaugural class of the National Collegiate Basketball Hall of Fame (along with

James Naismith, John Wooden, Oscar Robertson and Bill Russell).

Smith also became the first recipient of the Mentor Award for Lifetime Achievement, given by the University of North Carolina Committee on Teaching Awards for "a broader range of teaching beyond the classroom."

He's recognized throughout the sports world for his character, his innovations to the game and his ability to have established Carolina's program as one of the greatest in college basketball. Smith's players consistently produce on the floor, in the classroom and in life.

When Smith broke Rupp's record in 1997, his coaching peers had this to say:

John Wooden: "What's more impressive to me about Dean than the record is how good he is as a teacher of basketball. I've always said he's a better teacher of basketball than anyone else. I couldn't begin to teach players the things Dean has taught them. I've admired him because there's more to him than just wins."

Bob Knight: "Let me say some things that he won't say. He's going to say an awful lot about teams and that's the way it should be. But let me put it in perspective. His being able to do that and do it at a single institution, do it through all the years without ever having a problem with any kind of recruiting violation or probation, is a very singular accomplishment in college basketball. I think it's a great achievement, indicative of a guy who really knows how to coach and has decided from day one that things are going to be done the absolute right way. He's not going to tell you, but just take my word for it. That's a great, great accomplishment for a coach."

Roy Williams: "He has a basketball program, he doesn't have a team. And when you have a program, you're concerned about the kids' entire lives, their entire existence ... and what they're going to do after they leave you and what kind of effect you can have on them as they mature."

Perhaps his greatest form of praise on a worldwide level came when a group of his peers, including Hall of Fame coaches Henry Iba, Pete Newell and Auerbach, chose Smith to coach the U.S. Olympic basketball team in the 1976 Montreal Games. The Americans finished a controversial second to the Soviet Union at Munich in 1972. Smith was given the challenge of trying to develop a team to regain the gold medal against a group of improving international teams.


Smith molded a group of college all-stars into a cohesive unit during a few short weeks in that summer of 1976 and led them to the gold medal, sweeping through the Games undefeated and beating Yugoslavia in the championship game. Emphasizing a tough pressure defense and a fast-breaking, attacking style on offense, the Americans returned to the top of the international game.

Just as Smith used his talents to develop that 1976 all-star team into an Olympic champion, he has prepared a host of players for successful careers in the NBA.

"UNC is a plus-four school," Orlando Magic Vice President of Basketball Operations-Player Personnel John Gabriel said about Smith's teams, "meaning that if I rate a player as the 10th-best player in the NBA Draft, being a Tar Heel automatically jumps him to number six. The plus-four rating is based upon the success of former Tar Heels in the NBA."

During his last 31 seasons, since Smith's Tar Heels won their first ACC title in 1967, the Tar Heels had a record of 813-207, winning 79.7 percent of their games.

In 23 of those 31 seasons, Carolina won either the ACC regular-season, tournament or both. Most schools are happy just to win 20 games in a season. At Carolina, it became a habit. No school in the country won more



Brian Lanker/Sports Illustrated



Raleigh News & Observer

YEAR-BY-YEAR WITH DEAN SMITH AT NORTH CAROLINA

Year	Overall W-L	Pct.	ACC W-L	ACC Regular Season Finish	ACC Tournament Finish	National Polls Media Coaches	Post-Season Finish
1961-62	8-9	.471	7-7	Tied 4th	Quarterfinalist		
1962-63	15-6	.714	10-4	3rd	Semifinalist		
1963-64	12-12	.500	6-8	5th	Semifinalist		
1964-65	15-9	.625	10-4	Tied 2nd	Quarterfinalist		
1965-66	16-11	.593	8-6	Tied 3rd	Semifinalist		
1966-67	26-6	.813	12-2	1st	Champion	4th 3rd	NCAA 4th Place
1967-68	28-4	.875	12-2	1st	Champion	4th 4th	NCAA Finalist
1968-69	27-5	.844	12-2	1st	Champion	4th 2nd	NCAA 4th Place
1969-70	18-9	.667	9-5	Tied 2nd	Quarterfinalist		NIT Final 16
1970-71	26-6	.813	11-3	1st	Finalist	13th 13th	NIT Champion
1971-72	26-5	.839	9-3	1st	Champion	2nd 2nd	NCAA 3rd Place
1972-73	25-8	.758	8-4	2nd	Quarterfinalist	11th 12th	NIT 3rd Place
1973-74	22-6	.786	9-3	Tied 2nd	Semifinalist	12th 8th	NIT Final 16
1974-75	23-8	.742	8-4	Tied 2nd	Champion	9th 10th	NCAA Final 16
1975-76	25-4	.862	11-1	1st	Finalist	8th 6th	NCAA Final 32
1976-77	28-5	.848	9-3	1st	Champion	5th 3rd	NCAA Finalist
1977-78	23-8	.742	9-3	1st	Semifinalist	16th 10th	NCAA Final 32
1978-79	23-6	.793	9-3	Tied 1st	Champion	9th 3rd	NCAA Final 32
1979-80	21-8	.724	9-5	Tied 2nd	Semifinalist	15th 15th	NCAA Final 32
1980-81	29-8	.784	10-4	2nd	Champion	6th 6th	NCAA Finalist
1981-82	32-2	.941	12-2	Tied 1st	Champion	1st 1st	NCAA Champion
1982-83	28-8	.778	12-2	Tied 1st	Semifinalist	8th 8th	NCAA Final 8
1983-84	28-3	.903	14-0	1st	Semifinalist	1st 1st	NCAA Final 16
1984-85	27-9	.750	9-5	Tied 1st	Finalist	7th 7th	NCAA Final 8
1985-86	28-6	.824	10-4	3rd	Quarterfinalist	8th 8th	NCAA Final 16
1986-87	32-4	.889	14-0	1st	Finalist	2nd 3rd	NCAA Final 8
1987-88	27-7	.794	11-3	1st	Finalist	7th 8th	NCAA Final 8
1988-89	29-8	.784	9-5	Tied 2nd	Champion	5th 4th	NCAA Final 16
1989-90	21-13	.618	8-6	Tied 3rd	Quarterfinalist		NCAA Final 16
1990-91	29-6	.829	10-4	2nd	Champion	4th 4th	NCAA Final 4
1991-92	23-10	.697	9-7	3rd	Finalist	18th 12th	NCAA Final 16
1992-93	34-4	.895	14-2	1st	Finalist	4th 1st	NCAA Champion
1993-94	28-7	.800	11-5	2nd	Champion	1st 9th	NCAA Final 32
1994-95	28-6	.823	12-4	Tied 1st	Finalist	4th 3rd	NCAA Final 4
1995-96	21-11	.656	10-6	3rd	Quarterfinalist	25th 24th	NCAA Final 32
1996-97	28-7	.800	11-5	Tied 2nd	Champion	4th 4th	NCAA Final 4
36 Years	879-254	.776	364-136	(.728)	13 ACC titles		2 NCAA titles 11 Final Fours

total games in that 31-year period than Carolina. UCLA was second with 751. The Tar Heels also had the most wins over his last 20 seasons with 539, and over his last 10 years with 268.

For Smith and his players, the word “class” applied to the team’s exemplary sportsmanship on the court, to its excellent academic performance and to Smith’s belief that basketball involves many complexities that must be learned over the course of time — that coaching and playing the game is a classroom situation in its own right.

Smith’s teams won championships at every level. There were NCAA titles in 1982 and 1993 and the NIT in 1971. His gold medal-winning team at the 1976 Summer Olympic Games makes Smith one of only three men in history to coach teams to an NCAA title, NIT championship and Olympic victory. The others are Pete Newell and Knight.

He was inducted into the Naismith Memorial Basketball Hall of Fame in Springfield, Mass., in 1983. He was also inducted into the North Carolina Sports Hall of Fame in 1981.

A key to Smith’s success was his ability to change Carolina’s style to fit his personnel. He favored an offense which used the fast break whenever possible and featured a quick passing attack, but he was also comfortable in a more disciplined style of play. He liked to play multiple defenses to confuse opponents. However, his preference was a pressure, man-to-man to speed up the action.

Among Smith’s many innovations were the Four Corners offense, crediting the passer, the run-and-jump defense, the scramble defense out of man-to-man pressure, the point zone, team huddles at the foul line, double-teaming the screen-and-roll, the freelance passing game and multiple screens against zone defenses.

Born February 28, 1931, in Emporia, Kan., Dean Edwards Smith grew up as the son of public school teachers. He graduated from Topeka High School in 1949 and went to the University of Kansas on an academic scholarship. He played varsity basketball and baseball and freshman football for the Jayhawks. He was a member of Jayhawk basketball teams that won the NCAA title in 1952 and finished second in 1953.

Smith was an assistant coach at Kansas to Phog Allen and Dick Harp, then served in the U.S. Air Force as a lieutenant. While in the service, he played and coached basketball in Germany. Smith served for three years as an assistant basketball coach under Bob Spear, recognized by his peers as one of the outstanding coaches in the history of the game, and one year each as head baseball and head golf coach at the United States Air Force Academy. In 1958, the late Frank McGuire asked him to join his staff at Carolina as an assistant coach. Smith served as an assistant under McGuire for three years before McGuire resigned to become head coach of the NBA’s Philadelphia Warriors in the summer of 1961. At that time, Carolina Chancellor William Aycock tapped the 30-year-old Smith to become UNC’s head coach.

Smith shared his knowledge of the game with a talented group of assistants. Many of his assistants went on to head coaching jobs, including Larry Brown, Roy Williams, John Lotz, Kenny Rosemond, Eddie Fogler, Randy Wiel and Bill Guthridge.

Smith’s talents did not lie solely in tutoring quality college coaches, as is evidenced by the number of outstanding players who went on to professional careers after their days in Chapel Hill. In Smith’s 36-year tenure, more than 50 of his play-

ers went on to play pro basketball in the NBA or ABA and more played in other professional leagues both in the U.S. and overseas.

“Coach taught me the game, when to apply speed, how to use your quickness, when to use that first step, or how to apply certain skills in certain situations,” says Jordan. “Dean Smith gave me the knowledge to score 37 points a game and that’s something people don’t understand.”

Smith also coached players who went on to become doctors, lawyers and businessmen. Better than 95 percent of his lettermen earned their degrees.

Michael Jordan: “The camaraderie that he has with his players goes a long way. He’s taught a lot of us similar traits and we’ve accepted that and we’ve moved on as players and people. That’s something we treasure more so than maybe our basketball experience — the things that we learned away from the game.”

“He’s like a second father to me. When I first left school I was unsure, nervous, scared, going into a situation I wasn’t really comfortable with and I didn’t know if I was ready for it. He calmed me down with a fatherly attitude, taking me under his wing and teaching me a lot of things about being an adult.”

Phil Ford: “My first impression of Coach Smith was honesty. He didn’t promise me playing time. In fact, he told me I might have to play on the junior varsity my first year. That kind of set me back. But my mom really liked that because she said, ‘Phil, if he’s not out here promising you that you will start, that means you go there and work hard and do the best that you can do, then he won’t be out promising your job to another high school player.’ And if you think about it, that made a lot of sense.”

When he retired, Smith was the winningest coach in the history of the NCAA Tournament with 65 victories. In 36 ACC Tournaments, he had a coaching record of 58-23, a winning percentage of .716.

Smith, who played for the legendary Phog Allen at Kansas in the early 1950s, and Knight are the only two men to both play on and coach an NCAA championship team. Smith was a member of the Jayhawk squad that won college basketball’s top prize in 1952. He then coached the Tar Heels to national titles in 1982 and 1993.

After taking Carolina to the NCAA championship game in 1977, Smith was named National Coach of the Year by the NABC. He received similar honors from the U.S. Basketball Writers Association and Basketball Weekly in 1979 and from Medalist in 1982. He was named the Naismith National Coach of the Year in 1993 after leading the Tar Heels to the national crown.

In 1993, the Atlantic Coast Sportswriters Association named Smith the ACC Coach of the Year, an honor he received on seven previous occasions as well—1967, 1968, 1971, 1976, 1977, 1979 and 1988.


Smith died on February 7, 2015, in Chapel Hill.

NATIONAL CHAMPIONS



CAROLINA AND THE NCAA TOURNAMENT

- 46 APPEARANCES (NO. 2 ALL-TIME)
- 5 CHAMPIONSHIPS (TIED NO. 3 ALL-TIME)
- 18 FINAL FOURS (NO. 1 ALL-TIME)
- 112 WINS (NO. 2 ALL-TIME)
- .718 WINNING PERCENTAGE (NO. 4 ALL-TIME)
- 156 GAMES (NO. 2 ALL-TIME)
- 14 TIMES A NO. 1 SEED (NO. 1 ALL-TIME)




CAROLINA IS ONE OF ONLY FIVE SCHOOLS TO WIN FIVE OR MORE NCAA CHAMPIONSHIPS

Year	Record	Championship
1924	26-0	NATIONAL CHAMPIONS
1957	32-0	NATIONAL CHAMPIONS
1982	32-2	NATIONAL CHAMPIONS
1993	34-4	NATIONAL CHAMPIONS
2005	33-4	NATIONAL CHAMPIONS
2009	34-4	NATIONAL CHAMPIONS

1924 • 1957 • 1982 • 1993 • 2005 • 2009

NCAA
NEXT YEAR IN
INDIANAPOLIS

2005
TBA
CHAMPIONS



TAR HEELS IN THE FINAL FOUR

CAROLINA HAS ADVANCED
TO 18 FINAL FOURS,
MORE THAN ANY OTHER
SCHOOL IN NCAA HISTORY.

2000



ALL-TIME

FINAL FOURS

NORTH CAROLINA 18

UCLA 17

KENTUCKY 17

DUKE 16

KANSAS 14



1998




1969



2009

UNC HAS BEEN TO A RECORD 18 FINAL FOURS

1946, 1957, 1967, 1968, 1969, 1972, 1977, 1981, 1982, 1991, 1993, 1995, 1997, 1998, 2000, 2005, 2008, 2009



1957 NCAA CHAMPIONS



NCAA

NATIONAL COLLEGIATE BASKETBALL CHAMPIONSHIP
 MUNICIPAL AUDITORIUM
 KANSAS CITY, MISSOURI
 MARCH 22, 23, 1957

1956-57

Record: 32-0; H: 8-0, A: 8-0, N: 16-0
ACC 14-0, Regular-Season & Tournament Champion
NCAA Champion
Coach: Frank McGuire

D4	Furman	H	W	94-66
D8	Clemson	CHAR	W	94-75
D12	G. Washington (6/-)	NOR	W	82-55
D15	S. Carolina (6/-)	A	W*	90-86
D17	Maryland (6/-)	H	W	70-61
D20	NYU (3/-)	NYC	W	64-59
D21	Dartmouth (3/-)	BOS	W	89-61
D22	Holy Cross (3/-)	BOS	W	83-70

Dixie Classic

D27	Utah (2/-)	RAL	W	97-76
D28	Duke (2/9)	RAL	W	87-71
D29	Wake Forest	RAL	W	63-55

J8	Wm. & Mary (2/-)	A	W	71-61
J11	Clemson (2/-)	H	W	86-54
J12	Virginia (2/-)	H	W	102-90
J15	NC State (2/-)	A	W	83-57
J30	W. Carolina (1/-)	A	W	77-59
F5	Maryland (1/-)	A	W**	65-61
F9	Duke (1/-)	H	W	75-73
F11	Virginia (1/-)	A	W	68-59
F13	Wake Forest (1/11)	H	W	72-69
F19	NC State (1/-)	H	W	86-57
F22	S. Carolina (1/-)	H	W	75-62
F26	Wake Forest (1/13)	A	W	69-64
M1	Duke (1/-)	A	W	86-72

ACC Tournament

M7	Clemson (1/-)	RAL	W	81-61
M8	Wake Forest (1/20)	RAL	W	61-59
M9	S. Carolina (1/-)	RAL	W	95-75

NCAA East Regional

M12	Yale (1/-)	NYC	W	90-74
M15	Canisius (1/20)	PHI	W	87-75
M16	Syracuse (1/-)	PHI	W	67-58

NCAA Final Four

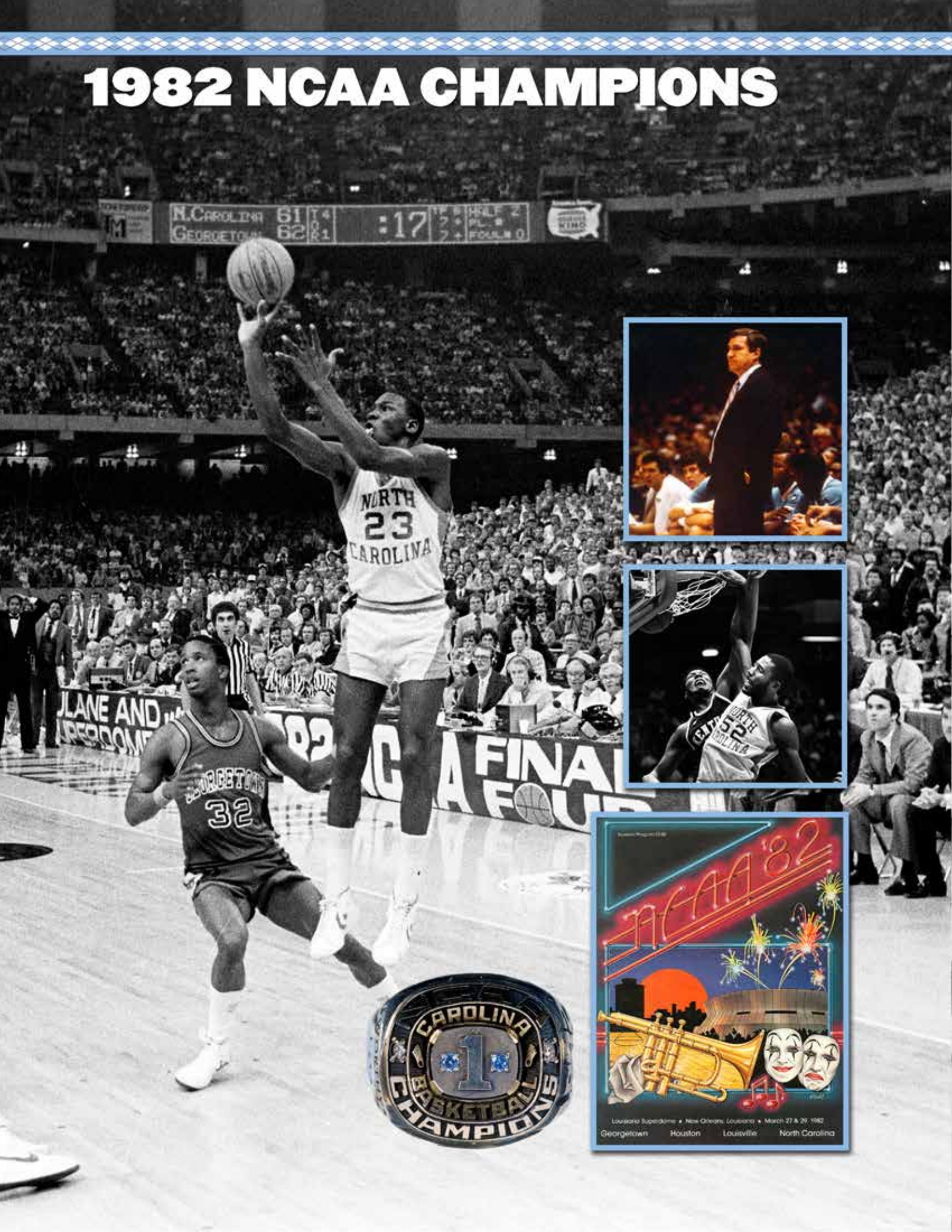
M22	Michigan St. (1/11)	KC	W***	74-70
M23	Kansas (1/2)	KC	W***	54-53

Monogram Winners: Pete Brennan, Bob Cunningham, Gehrman Holland, Tommy Kearns, Danny Lotz, Joe Quigg, Tony Radovich, Ken Rosemond, Lennie Rosenbluth, Roy Searcy, Bob Young


*indicates overtime period




1982 NCAA CHAMPIONS



N. CAROLINA 61 T 4
GEORGETOWN 62 R 1
:17
HALF 2
PL. 8
FOUL 0





1981-82

Record: 32-2; H: 9-1, A: 7-1, N: 16-0

ACC 12-2, Regular-Season & Tournament Champion

NCAA Champion
Coach: Dean Smith

N28	Kansas (1/-)	CHAR	W	74-67
N30	S. California (1/-)	GBO	W	73-62
D3	Tulsa (1/9)	H	W	78-70
D12	South Florida (1/-)	H	W	75-39
D19	Rutgers (1/-)	NYC	W	59-36
D26	Kentucky (1/2)	ERNJ	W	82-69

Cable Car Classic

D28	Penn State (1/-)	SC	W*	56-50
D29	Santa Clara (1/-)	A	W	76-57
J4	Wm. & Mary (1/-)	H	W	64-40
J6	Maryland (1/-)	A	W	66-50
J9	Virginia (1/2)	H	W	65-60
J13	NC State (1/12)	A	W	61-41
J16	Duke (1/-)	A	W	73-63
J21	Wake Forest (1/-)	H	L	48-55
J23	Ga. Tech (1/-)	A	W	66-54
J27	Clemson (2/-)	H	W	77-72
J30	NC State (2/17)	H	W	58-44
F3	Virginia (2/3)	A	L	58-74

North-South Doubleheader

F5	Furman (2/-)	CHAR	W	96-69
F6	The Citadel (2/-)	CHAR	W	67-46
F11	Maryland (2/-)	H	W	59-56
F14	Georgia (2/-)	GBO	W	66-57
F17	Wake Forest (2/14)	A-GBO	W	69-51
F20	Clemson (2/-)	A	W	55-49
F24	Ga. Tech (2/-)	H	W	77-54
F27	Duke (2/-)	H	W	84-66

ACC Tournament

M5	Ga. Tech (1/-)	GBO	W	55-39
M6	NC State (1/-)	GBO	W	58-46
M7	Virginia (1/3)	GBO	W	47-45

NCAA East Regional

M13	James Madison (1/-)	CHAR	W	52-50
M19	Alabama (1/13)	RAL	W	74-69
M21	Villanova (1/-)	RAL	W	70-60

NCAA Final Four


M27	Houston (1/-)	NO	W	68-63
M29	Georgetown (1/6)	NO	W	63-62

Monogram Winners: Jeb Barlow, Jimmy Black, Jim Braddock, John Brownlee, Chris Brust, Matt Doherty, Cecil Exum, Michael Jordan, Timo Makkonen, Warren Martin, Sam Perkins, Buzz Peterson, Lynwood Robinson, Dean Shaffer, James Worthy

*indicates overtime period



1993 NCAA CHAMPIONS



1992-93

Record: 34-4; H: 12-0 A: 10-2 N: 12-2
ACC 14-2, Regular-Season Champion;
NCAA Champion
Coach: Dean Smith

D1 Old Dominion (7/-) H W 119-82

Diet Pepsi Tournament Of Champions

D4 S. Carolina (7/-) CHAR W 108-67

D5 Texas (7/-) CHAR W 104-68

D9 Virginia Tech (5/-) ROA W 78-62

D13 Houston (5/-) H W 84-76

D20 Butler (5/-) A W 103-56

D22 Ohio State (5/-) A W 84-64

Rainbow Classic

D28 SW Louisiana a(5/-) HON W 80-59

D29 Michigan (5/6) HON L 78-79

D30 Hawaii (5/-) A W 101-84

J4 Cornell (5/-) H W 98-60

J7 NC State (6/-) A W 100-67

J9 Maryland (6/-) H W 101-73

J13 Ga. Tech (5/8) H W 80-67

J16 Clemson (5/-) A W 82-72

J20 Virginia (3/17) H W 80-58

J24 Seton Hall (3/10) A W 70-66

J27 Florida St. (3/19) H W 82-77

J30 Wake Forest (3/-) A L 62-88

F3 Duke (6/5) A L 67-81

F6 NC State (6/-) H W 104-58

F9 Maryland (6/-) A W 77-63

F14 Ga. Tech (6/-) A W 77-66

F17 Clemson (3/-) H W 80-67

F21 Virginia (3/23) A W 78-58

F23 Notre Dame (3/-) H W 85-56

F27 Florida St. (3/6) A W 86-76

M3 Wake Forest (1/14) H W 83-65

M7 Duke (1/6) H W 83-69

ACC Tournament

M12 Maryland (1/-) CHAR W 102-66

M13 Virginia (1/-) CHAR W 74-56

M14 Ga. Tech (1/-) CHAR L 75-77

NCAA East Regional

M18 E. Carolina (4/-) W-S W 85-65

M20 Rhode Island (4/-) W-S W 112-67

M26 Arkansas (4/12) ERNJ W 80-74

M28 Cincinnati (4/7) ERNJ W* 75-68


NCAA Final Four

A3 Kansas (4/9) NO W 78-68

A5 Michigan (4/3) NO W 77-71

Monogram Winners: Dante Calabria, Scott Cherry, Larry Davis, Ed Geth, George Lynch, Eric Montross, Derrick Phelps, Brian Reese, Henrik Rodl, Kevin Salvadori, Travis Stephenson, Pat Sullivan, Matt Wenstrom, Donald Williams

*indicates overtime period



2005 NCAA CHAMPIONS

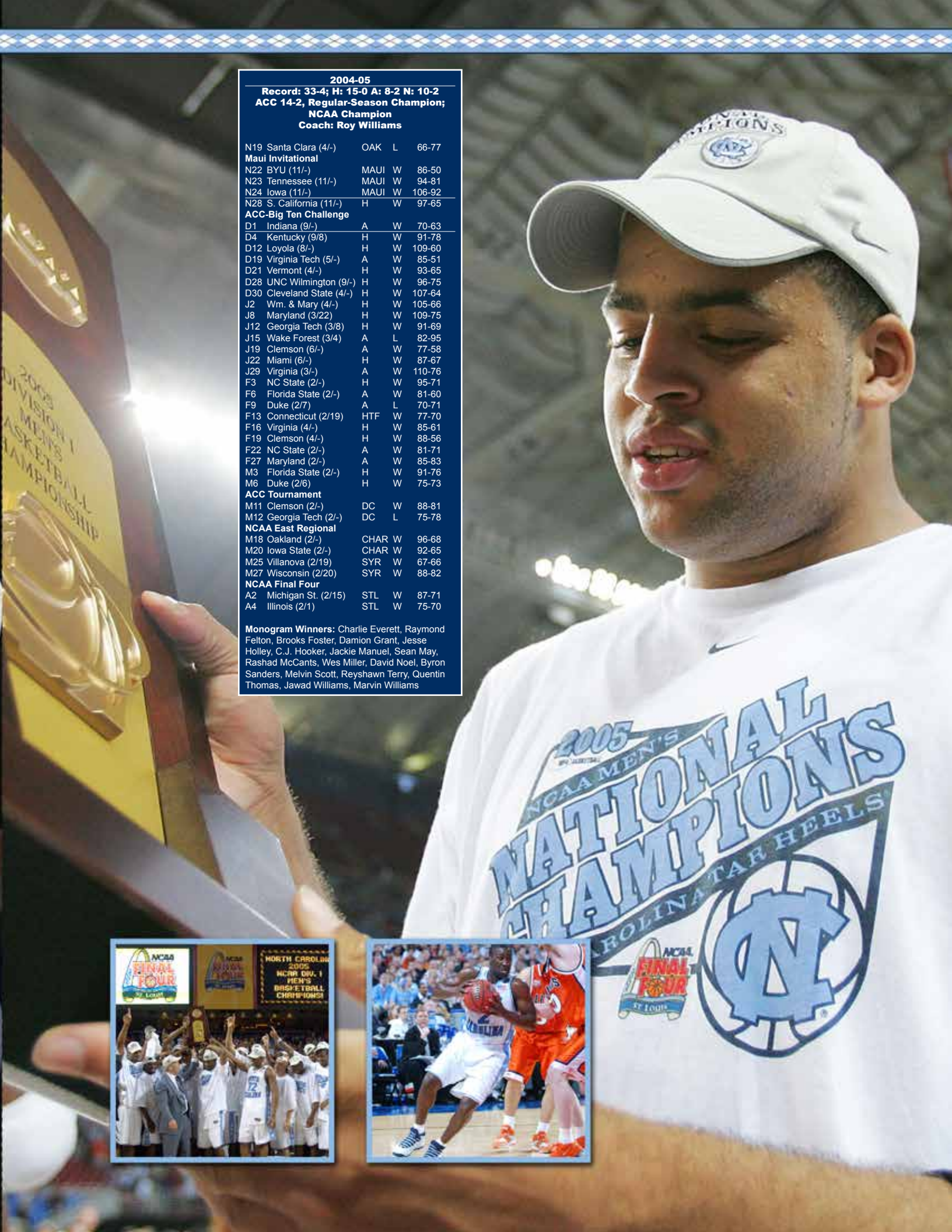


2004-05

**Record: 33-4; H: 15-0 A: 8-2 N: 10-2
ACC 14-2, Regular-Season Champion;
NCAA Champion
Coach: Roy Williams**

N19 Santa Clara (4/-)	OAK	L	66-77
Maui Invitational			
N22 BYU (11/-)	MAUI	W	86-50
N23 Tennessee (11/-)	MAUI	W	94-81
N24 Iowa (11/-)	MAUI	W	106-92
N28 S. California (11/-)	H	W	97-65
ACC-Big Ten Challenge			
D1 Indiana (9/-)	A	W	70-63
D4 Kentucky (9/8)	H	W	91-78
D12 Loyola (8/-)	H	W	109-60
D19 Virginia Tech (5/-)	A	W	85-51
D21 Vermont (4/-)	H	W	93-65
D28 UNC Wilmington (9/-)	H	W	96-75
D30 Cleveland State (4/-)	H	W	107-64
J2 Wm. & Mary (4/-)	H	W	105-66
J8 Maryland (3/22)	H	W	109-75
J12 Georgia Tech (3/8)	H	W	91-69
J15 Wake Forest (3/4)	A	L	82-95
J19 Clemson (6/-)	A	W	77-58
J22 Miami (6/-)	H	W	87-67
J29 Virginia (3/-)	A	W	110-76
F3 NC State (2/-)	H	W	95-71
F6 Florida State (2/-)	A	W	81-60
F9 Duke (2/7)	A	L	70-71
F13 Connecticut (2/19)	HTF	W	77-70
F16 Virginia (4/-)	H	W	85-61
F19 Clemson (4/-)	H	W	88-56
F22 NC State (2/-)	A	W	81-71
F27 Maryland (2/-)	A	W	85-83
M3 Florida State (2/-)	H	W	91-76
M6 Duke (2/6)	H	W	75-73
ACC Tournament			
M11 Clemson (2/-)	DC	W	88-81
M12 Georgia Tech (2/-)	DC	L	75-78
NCAA East Regional			
M18 Oakland (2/-)	CHAR	W	96-68
M20 Iowa State (2/-)	CHAR	W	92-65
M25 Villanova (2/19)	SYR	W	67-66
M27 Wisconsin (2/20)	SYR	W	88-82
NCAA Final Four			
A2 Michigan St. (2/15)	STL	W	87-71
A4 Illinois (2/1)	STL	W	75-70

Monogram Winners: Charlie Everett, Raymond Felton, Brooks Foster, Damion Grant, Jesse Holley, C.J. Hooker, Jackie Manuel, Sean May, Rashad McCants, Wes Miller, David Noel, Byron Sanders, Melvin Scott, Reyshawn Terry, Quentin Thomas, Jawad Williams, Marvin Williams



2009 NCAA CHAMPIONS



2008-09

Record: 34-4; H: 14-1 A: 8-2 N: 12-1

ACC 13-3, 1st Place;

NCAA Champion

Coach: Roy Williams

N15 Penn (1/-)	H	W	86-71
N18 Kentucky (1/-)	H	W	77-58
N21 UC Santa Barbara (1/-)A	W		84-67
Maui Invitational			
N24 Chaminade (1/-)	MAUI	W	115-70
N25 Oregon (1/-)	MAUI	W	98-69
N26 Notre Dame (1/8)	MAUI	W	102-87
N30 UNC Asheville (1/-)	H	W	116-48
ACC-Big Ten Challenge			
D3 Michigan State (1/13)	DET	W	98-63
D13 Oral Roberts (1/-)	H	W	100-84
D18 Evansville (1/-)	H	W	91-73
D20 Valparaiso (1/-)	CHI	W	85-63
D28 Rutgers (1/-)	H	W	97-75
D31 Nevada (1/-)	A	W	84-61
J4 Boston College (1/-)	H	L	78-85
J7 Coll of Charleston (1/-)H	W		108-70
J11 Wake Forest (3/4)	A	L	89-92
J15 Virginia (5/-)	A	W	83-61
J17 Miami (5/-)	H	W	82-65
J21 Clemson (5/10)	H	W	94-70
J28 Florida State (5/-)	A	W	80-77
J31 NC State (5/-)	A	W	93-76
F3 Maryland (3/-)	H	W	108-91
F7 Virginia (3/-)	H	W	76-61
F11 Duke (3/6)	A	W	101-87
F15 Miami (3/-)	A	W	69-65
F18 NC State (3/-)	H	W	89-80
F21 Maryland (3/-)	A	L*	85-88
F28 Georgia Tech (4/-)	H	W	104-74
M4 Virginia Tech (2/-)	A	W	86-78
M8 Duke (2/7)	H	W	79-71
ACC Tournament			
M13 Virginia Tech (1/-)	ATL	W	79-76
M14 Florida State (1/22)	ATL	L	70-73
NCAA South Regional			
M19 Radford (2/-)	GBO	W	101-58
M21 LSU (2/21)	GBO	W	84-70
M27 Gonzaga (2/10)	MEM	W	98-77
M29 Oklahoma (2/8)	MEM	W	72-60
NCAA Final Four			
A4 Villanova (2/11)	DET	W	83-69
A6 Michigan State (2/7)	DET	W	89-72

Monogram Winners: Marc Campbell, Mike Copeland, Ed Davis, Larry Drew II, Wayne Ellington, Bobby Frasier, Marcus Ginyard, Will Graves, Danny Green, Tyler Hansbrough, Ty Lawson, Patrick Moody, J.B. Tanner, Deon Thompson, Justin Watts, Jack Wooten, Tyler Zeller

*indicates overtime period



Allen Dean Steele/Daily Tar Heel

NCAA TOURNAMENT RECORDS

ALL-TIME APPEARANCES

Team	No.
Kentucky	54
North Carolina	46
UCLA	45
Kansas	44
Louisville	41

ALL-TIME CONSECUTIVE APPEARANCES

Team	No.
North Carolina, 1975-2001	27
Kansas, 1990-present	26
Duke, 1996-present	20
Indiana, 1986-2003	18
Michigan State, 1998-present	18

ALL-TIME TOURNAMENT GAMES

Team	No.
Kentucky	168
North Carolina	156
Kansas	140
Duke	139
UCLA	137

ALL-TIME TOURNAMENT WINS

Team	No.
Kentucky	120
North Carolina	112
Duke	105
UCLA	99
Kansas	97

TOURNAMENT WINNING PERCENTAGE

Team	Pct. (Record)
Duke	.755 (105-34)
UCLA	.723 (99-38)
Florida	.722 (39-15)
North Carolina	.718 (112-45)
Kentucky	.714 (120-48)

**1982
NCAA
champions**



1957 NCAA champions



Getty Images

**CAROLINA'S
NCAA TOURNAMENT SUCCESS**



NCAA Tournament Appearances (46)

1941, 1946, 1957, 1959, 1967, 1968, 1969, 1972, 1975, 1976, 1977, 1978, 1979, 1980, 1981, 1982, 1983, 1984, 1985, 1986, 1987, 1988, 1989, 1990, 1991, 1992, 1993, 1994, 1995, 1996, 1997, 1998, 1999, 2000, 2001, 2004, 2005, 2006, 2007, 2008, 2009, 2011, 2012, 2013, 2014, 2015

NCAA Championships (5)

1957, 1982, 1993, 2005, 2009

NCAA Championship Game Appearances (9)

1946, 1957, 1968, 1977, 1981, 1982, 1993, 2005, 2009

NCAA Final Four Appearances (18)

1946, 1957, 1967, 1968, 1969, 1972, 1977, 1981, 1982, 1991, 1993, 1995, 1997, 1998, 2000, 2005, 2008, 2009

NCAA Regional Final Appearances (26)

1941, 1946, 1957, 1967, 1968, 1969, 1972, 1977, 1981, 1982, 1983, 1985, 1987, 1988, 1991, 1993, 1995, 1997, 1998, 2000, 2005, 2007, 2008, 2009, 2011, 2012

NCAA Sweet 16 Appearances (32)

1946, 1957, 1967, 1968, 1969, 1972, 1975, 1977, 1981, 1982, 1983, 1984, 1985, 1986, 1987, 1988, 1989, 1990, 1991, 1992, 1993, 1995, 1997, 1998, 2000, 2005, 2007, 2008, 2009, 2011, 2012, 2015



**2009
NCAA
champions**



Jeffrey Camarati

FINAL FOURS	
North Carolina	18
UCLA	17
Kentucky	17
Duke	16
Kansas	14

NCAA CHAMPIONSHIPS	
UCLA	11
Kentucky	8
North Carolina	5
Indiana	5
Duke	5
Louisville	3
Connecticut	4
Kansas	3
Cincinnati	2
Michigan State	2
NC State	2
Oklahoma State	2
San Francisco	2
Florida	2




Shammond Williams
1997
Final Four

Hugh Morton



The Tar Heels hoist the 1993 NCAA championship trophy.



Bones McKinney led Carolina to its first Final Four in 1946.

MOST NO. 1 SEEDS IN NCAA HISTORY

- Carolina has been an NCAA Tournament No. 1 seed 14 times, including five times under head coach Roy Williams.
- The Tar Heels have more No. 1 seeds (14) than any team in NCAA Tournament history (Duke is second with 12).
- UNC earned a No. 1 seed in 1979, 1982, 1984, 1987, 1991, 1993, 1994, 1997, 1998, 2005, 2007, 2008, 2009 and 2012.
- The Tar Heels have advanced to the Final Four eight times as a top seed.
- The Tar Heels won the national championship as a No. 1 seed in 1982, 1993, 2005 and 2009 and also reached the Final Four as a No. 1 seed in 1991, 1997, 1998 and 2008.
- Roy Williams has led teams to No. 1 seeds 10 times, the second-highest total of any coach. Duke's Mike Krzyzewski is first with 12; Dean Smith is third with eight.
- Carolina has beaten a No. 1 seed seven times, tied for the third-most wins over No. 1 seeds in NCAA Tournament history.

CAROLINA VS. OPPONENTS IN THE NCAA TOURNAMENT

Opponent	Record	Last Time	Opponent	Record	Time
Air Force	1-0	2004	Missouri	1-0	2000
Alabama-Birmingham	1-0	1986	Mount St. Mary's	1-0	2008
Alabama	2-1	1992	Murray State	2-0	2006
Arizona	0-2	1997	Navy	1-1	1998
Arkansas	3-2	2015	New Mexico State	1-0	1975
Auburn	1-0	1985	New Orleans	1-0	1996
Boston College	2-1	1994	New York	1-0	1946
California	1-0	1997	North Texas	1-0	1988
Canisius	1-0	1957	Northeastern	1-0	1991
Charlotte	1-0	1998	Notre Dame	3-0	1987
Cincinnati	1-0	1993	Oakland	1-0	2005
Colorado	1-0	1997	Ohio	1-0	2012
Connecticut	1-0	1998	Ohio State	3-1	1992
Creighton	1-0	2012	Oklahoma	2-0	2009
Dartmouth	0-1	1941	Oklahoma A&M	0-1	1946
Davidson	2-0	1969	Pennsylvania	2-1	1987
Dayton	0-1	1967	Penn State	0-1	2001
Drake	0-1	1969	Pittsburgh	1-1	1981
Dusquene	1-0	1969	Princeton	2-0	2001
East Carolina	1-0	1993	Providence	1-0	2014
Eastern Kentucky	1-0	2007	Purdue	1-1	1977
Eastern Michigan	1-0	1991	Radford	1-0	2009
Fairfield	1-0	1997	Rhode Island	1-0	1993
Florida	0-1	2000	San Francisco	0-1	1978
Florida State	0-1	1972	South Carolina	1-0	1972
George Mason	0-1	2006	Southern	1-0	1989
Georgetown	2-1	2007	St. Bonaventure	1-0	1968
Georgia	0-1	1983	SW Missouri St.	1-0	1990
Gonzaga	1-0	2009	Stanford	1-0	2000
Harvard	1-0	2015	Syracuse	1-2	1987
Houston	1-1	1992	Texas	2-0	1991
Illinois	1-0	2005	Tennessee	1-0	2000
Indiana	0-2	1984	Texas A&M	0-1	2004
Iowa State	2-1	2014	Texas A&M	0-1	1980
James Madison	2-0	1983	Texas Tech	0-1	1996
Kansas	2-4	2013	Tulsa	1-0	2000
Kansas State	1-0	1981	UCLA	1-1	1989
Kentucky	2-1	2011	UNLV	1-0	1977
Liberty	1-0	1994	USC	1-0	2007
Long Island	1-0	2011	Utah	2-1	1998
LSU	1-0	2009	Vermont	1-0	2012
Louisville	3-1	2008	Villanova	5-1	2013
Loyola Marymount	1-0	1988	Virginia	1-0	1981
Marquette	1-1	2011	Washington	1-0	2011
Miami (Ohio)	1-0	1992	Washington State	1-0	2008
Michigan	3-1	1993	Weber State	0-1	1999
Michigan State	5-0	2009	Wisconsin	1-1	2015
Middle Tennessee St	1-0	1985	Yale	1-0	1957
Total			Total	112-44 (.718)	

HOW UNC PERFORMS (by seed)

Seed	W-L	Year(s)
1	50-10	1979, 1982, 1984, 1987, 1991, 1993, 1994, 1997, 1998, 2005, 2007, 2008, 2009, 2012
2	22-8	1981, 1983, 1985, 1988, 1989, 1995, 2001, 2011
3	3-4	1980, 1986, 1999, 2006
4	4-2	1992, 2015
6	3-3	1996, 2004, 2014
8	7-3	1990, 2000, 2013

UNC VS. SEEDS IN NCAA TOURNAMENT PLAY

Seed	W-L	Last Faced (opponent)
1	7-4	2015 (Wisconsin)
2	5-6	2012 (Kansas)
3	6-6	2014 (Iowa State)
4	6-5	2011 (Kentucky)
5	7-1	2015 (Arkansas)
6	5-1	2005 (Wisconsin)
7	5-1	2011 (Washington)
8	6-1	2012 (Creighton)
9	10-2	2013 (Villanova)
10	4-0	1991 (Temple)
11	5-1	2014 (Providence)
12	1-0	1991 (Eastern Michigan)
13	3-0	2015 (Harvard)
14	2-1	2006 (Murray State)
15	6-0	2011 (Long Island)
16	11-0	2012 (Vermont)

UNC'S WON-LOSS RECORD AT NCAA TOURNAMENT SITES

Site	Record	Last
Atlanta, Ga.	3-2	1989
Austin, Texas	4-0	2000
Birmingham, Ala.	5-1	2000
Charlotte, N.C.	11-0	2011
Cincinnati, Ohio	2-0	1992
College Park, Md.	6-0	1977
Dallas, Texas	0-1	1990
Dayton, Ohio	1-2	2006
Denton, Texas	0-1	1980
Denver, Colo.	1-1	2004
Detroit, Mich.	2-0	2009
East Rutherford, N.J.	6-2	2007
El Paso, Texas	1-0	1981
Greensboro, N.C.	7-0	2012
Hartford, Conn.	2-0	1998
Houston, Texas	0-1	1986
Indianapolis, Ind.	0-3	2000
Jacksonville, Fla.	2-0	2015
Kansas City, Mo.	3-1	2013
Landover, Md.	1-1	1994
Lexington, Ky.	0-2	1992
Los Angeles, Calif.	2-3	2015
Louisville, Ky.	0-4	1969
Madison, Wis.	0-2	1941
Memphis, Tenn.	2-0	2009
Morgantown, W.Va.	2-0	1972
Newark, N.J.	1-1	2011
New Orleans, La.	5-1	2001
New York, N.Y.	3-2	1959
Ogden, Utah	2-0	1986
Philadelphia, Pa.	3-1	1981
Providence, R.I.	1-1	1975
Raleigh, N.C.	7-1	2008
Richmond, Va.	1-1	1996
St. Louis, Mo.	3-1	2012
Salt Lake City, Utah	4-0	1988
San Antonio, Texas	1-3	2014
Seattle, Wash.	1-3	1999
South Bend, Ind.	2-0	1985
Syracuse, N.Y.	7-1	2005
Tallahassee, Fla.	2-0	1995
Tempe, Ariz.	0-1	1978
Winston Salem, N.C.	6-0	2007
Total	112-44 (.718)	



1957 NCAA champions

YEAR	DATE	ROUND	OPPONENT (Seeds)	W/L	SCORE	SITE	ARENA
Head Coach: Bill Lange (NCAA Tournament Record at UNC – 0-2)							
1941	March 21	East Semifinal	Pittsburgh	L	20-26	Madison, Wis.	Wisconsin Field House
1941	March 22	East Consolation	Dartmouth	L	59-60	Madison, Wis.	Wisconsin Field House
Head Coach: Ben Carnevale (NCAA Tournament Record at UNC – 2-1)							
1946	March 21	East Semifinal	NYU	W	57-49	New York, N.Y.	Madison Square Garden
1946	March 23	FF- East Final	Ohio State	W (ot)	60-57	New York, N.Y.	Madison Square Garden
1946	March 26	FF- National Championship	Oklahoma A&M	L	40-43	New York, N.Y.	Madison Square Garden
Head Coach: Frank McGuire (NCAA Tournament Record at UNC – 5-1)							
1957	March 12	East First	Yale	W	90-74	New York, N.Y.	Madison Square Garden
1957	March 15	East Semifinal	Canisius	W	87-75	Philadelphia, Pa.	Palestra
1957	March 16	East Final	Syracuse	W	67-58	Philadelphia, Pa.	Palestra
1957	March 22	FF- National Semifinal	Michigan State	W (3ot)	74-70	Kansas City, Mo.	Municipal Auditorium
1957	March 23	FF- National Championship	Kansas	W (3ot)	54-53	Kansas City, Mo.	Municipal Auditorium
1959	March 10	East First Round	Navy	L	63-76	New York, N.Y.	Madison Square Garden
Head Coach: Dean Smith (NCAA Tournament Record at UNC – 65-27)							
1967	March 17	East Semifinal	Princeton	W (ot)	78-70	College Park, Md.	Cole Field House
1967	March 18	East Final	Boston College	W	96-80	College Park, Md.	Cole Field House
1967	March 24	FF- National Semifinal	Dayton	L	62-76	Louisville, Ky.	Freedom Hall
1967	March 25	FF- National Consolation	Houston	L	62-84	Louisville, Ky.	Freedom Hall
1968	March 15	East Semifinal	St. Bonaventure	W	91-72	Raleigh, N.C.	Reynolds Coliseum
1968	March 16	East Final	Davidson	W	70-66	Raleigh, N.C.	Reynolds Coliseum
1968	March 22	FF- National Semifinal	Ohio State	W	80-66	Los Angeles, Calif.	Sports Arena
1968	March 23	FF- National Championship	UCLA	L	55-78	Los Angeles, Calif.	Sports Arena
1969	March 13	East Semifinal	Duquesne	W	79-78	College Park, Md.	Cole Field House
1969	March 15	East Final	Davidson	W	87-85	College Park, Md.	Cole Field House
1969	March 20	FF- National Semifinal	Purdue	L	65-92	Louisville, Ky.	Freedom Hall
1969	March 22	FF- National Consolation	Drake	L	84-104	Louisville, Ky.	Freedom Hall
1972	March 16	East Semifinal	South Carolina	W	92-69	Morgantown, W. Va.	WVU Coliseum
1972	March 18	East Final	Penn	W	73-59	Morgantown, W. Va.	WVU Coliseum
1972	March 23	FF- National Semifinal	Florida State	L	75-79	Los Angeles, Calif.	Sports Arena
1972	March 25	FF- National Consolation	Louisville	W	105-91	Los Angeles, Calif.	Sports Arena
1975	March 15	East First	New Mexico State	W	93-69	Charlotte, N.C.	Charlotte Coliseum
1975	March 20	East Semifinal	Syracuse	L	76-78	Providence, R.I.	Providence Civic Center
1975	March 22	East Consolation	Boston College	W	110-90	Providence, R.I.	Providence Civic Center
1976	March 13	Mideast First	Alabama	L	64-79	Dayton, Ohio	Univ. of Dayton Arena
1977	March 12	East First	Purdue	W	69-66	Raleigh, N.C.	Reynolds Coliseum
1977	March 17	East Semifinal	Notre Dame	W	79-77	College Park, Md.	Cole Field House
1977	March 19	East Final	Kentucky	W	79-72	College Park, Md.	Cole Field House
1977	March 26	FF- National Semifinal	UNLV	W	84-83	Atlanta, Ga.	Omni
1977	March 28	FF- National Championship	Marquette	L	59-67	Atlanta, Ga.	Omni
1978	March 11	West Second	San Francisco	L	64-68	Tempe, Ariz.	Univ. Activities Center
1979	March 11	East Second	Penn (1/9)	L	71-72	Raleigh, N.C.	Reynolds Coliseum
1980	March 9	Midwest Second	Texas A&M (3/6)	L (2ot)	61-78	Denton, Texas	NTSU Coliseum
1981	March 15	West Second	Pittsburgh (2/10)	W	74-57	El Paso, Texas	Special Events Center
1981	March 19	West Semifinal	Utah (2/3)	W	61-56	Salt Lake City, Utah	Special Events Center
1981	March 21	West Final	Kansas State (2/8)	W	82-68	Salt Lake City, Utah	Special Events Center
1981	March 28	FF- National Semifinal	Virginia (2/1)	W	78-65	Philadelphia, Pa.	Spectrum
1981	March 30	FF- National Championship	Indiana (2/3)	L	50-63	Philadelphia, Pa.	Spectrum
1982	March 13	East Second	James Madison (1/9)	W	52-50	Charlotte, N.C.	Charlotte Coliseum
1982	March 19	East Semifinal	Alabama (1/4)	W	74-69	Raleigh, N.C.	Reynolds Coliseum
1982	March 21	East Final	Villanova (1/3)	W	70-60	Raleigh, N.C.	Reynolds Coliseum
1982	March 27	FF- National Semifinal	Houston (1/6)	W	68-63	New Orleans, La.	Superdome
1982	March 29	FF- National Championship	Georgetown (1/1)	W	63-62	New Orleans, La.	Superdome
1983	March 19	East Second	James Madison (2/10)	W	68-49	Greensboro, N.C.	Greensboro Coliseum
1983	March 25	East Semifinal	Ohio State (2/3)	W	64-51	Syracuse, N.Y.	Carrier Dome
1983	March 27	East Final	Georgia (2/4)	L	77-82	Syracuse, N.Y.	Carrier Dome
1984	March 17	East Second	Temple (1/8)	W	77-66	Charlotte, N.C.	Charlotte Coliseum
1984	March 22	East Semifinal	Indiana (1/4)	L	68-72	Atlanta, Ga.	Omni
1985	March 14	Southeast First	Middle Tennessee State (2/15)	W	76-57	South Bend, Ind.	Joyce Athletic Center
1985	March 16	Southeast Second	Notre Dame (2/7)	W	60-58	South Bend, Ind.	Joyce Athletic Center
1985	March 22	Southeast Semifinal	Auburn (2/11)	W	62-56	Birmingham, Ala.	Jefferson Coliseum
1985	March 24	Southeast Final	Villanova (2/8)	L	44-56	Birmingham, Ala.	Jefferson Coliseum
1986	March 13	West First	Utah (3/14)	W	84-72	Ogden, Utah	Dee Events Center
1986	March 15	West Second	Alabama-Birmingham (3/6)	W	77-59	Ogden, Utah	Dee Events Center
1986	March 20	West Semifinal	Louisville (3/2)	L	79-94	Houston, Texas	Summit
1987	March 12	East First	Penn (1/16)	W	113-82	Charlotte, N.C.	Charlotte Coliseum
1987	March 14	East Second	Michigan (1/9)	W	109-97	Charlotte, N.C.	Charlotte Coliseum
1987	March 19	East Semifinal	Notre Dame (1/5)	W	74-68	East Rutherford, N.J.	Meadowlands
1987	March 21	East Final	Syracuse (1/2)	L	75-79	East Rutherford, N.J.	Meadowlands
1988	March 17	West First	North Texas State (2/15)	W	83-65	Salt Lake City, Utah	Huntsman Center
1988	March 19	West Second	Loyola Marymount (2/10)	W	123-97	Salt Lake City, Utah	Huntsman Center
1988	March 25	West Semifinal	Michigan (2/3)	W	78-69	Seattle, Wash.	Kingdome
1988	March 27	West Final	Arizona (2/1)	L	52-70	Seattle, Wash.	Kingdome

NCAA TOURNAMENT RESULTS

YEAR	DATE	ROUND	OPPONENT (Seeds)	W/L	SCORE	SITE	ARENA
1989	March 17	Southeast First	Southern (2/15)	W	93-79	Atlanta, Ga.	Omni
1989	March 19	Southeast Second	UCLA (2/7)	W	88-81	Atlanta, Ga.	Omni
1989	March 23	Southeast Semifinal	Michigan (2/3)	L	87-92	Lexington, Ky.	Rupp Arena
1990	March 15	Midwest First	SW Missouri State (8/9)	W	83-70	Austin, Texas	Erwin Center
1990	March 17	Midwest Second	Oklahoma (8/1)	W	79-77	Austin, Texas	Erwin Center
1990	March 22	Midwest Semifinal	Arkansas (8/4)	L	73-96	Dallas, Texas	Reunion Arena
1991	March 15	East First	Northeastern (1/16)	W	101-66	Syracuse, N.Y.	Carrier Dome
1991	March 17	East Second	Villanova (1/9)	W	84-69	Syracuse, N.Y.	Carrier Dome
1991	March 22	East Semifinal	Eastern Michigan (1/12)	W	93-67	East Rutherford, N.J.	Meadowlands
1991	March 24	East Final	Temple (1/10)	W	75-72	East Rutherford, N.J.	Meadowlands
1991	March 30	FF- National Semifinal	Kansas (1/3)	L	73-79	Indianapolis, Ind.	Hoosier Dome
1992	March 19	Southeast First	Miami (Ohio) (4/13)	W	68-63	Cincinnati, Ohio	Riverfront Coliseum
1992	March 21	Southeast Second	Alabama (4/5)	W	64-55	Cincinnati, Ohio	Riverfront Coliseum
1992	March 27	Southeast Semifinal	Ohio State (4/1)	L	73-80	Lexington, Ky.	Rupp Arena
1993	March 18	East First	East Carolina (1/16)	W	85-65	Winston-Salem, N.C.	Joel Coliseum
1993	March 20	East Second	Rhode Island (1/8)	W	112-67	Winston-Salem, N.C.	Joel Coliseum
1993	March 26	East Semifinal	Arkansas (1/4)	W	80-74	East Rutherford, N.J.	Meadowlands
1993	March 28	East Final	Cincinnati (1/2)	W (ot)	75-68	East Rutherford, N.J.	Meadowlands
1993	April 3	FF- National Semifinal	Kansas (1/2)	W	78-68	New Orleans, La.	Superdome
1993	April 5	FF- National Championship	Michigan (1/1)	W	77-71	New Orleans, La.	Superdome
1994	March 18	East First	Liberty (1/16)	W	71-51	Landover, Md.	US Air Arena
1994	March 20	East Second	Boston College (1/9)	L	72-75	Landover, Md.	US Air Arena
1995	March 17	Southeast First	Murray State (2/15)	W	80-70	Tallahassee, Fla.	Leon County CC
1995	March 19	Southeast Second	Iowa State (2/7)	W	73-51	Tallahassee, Fla.	Leon County CC
1995	March 23	Southeast Semifinal	Georgetown (2/6)	W	74-64	Birmingham, Ala.	Jefferson Civic Center
1995	March 25	Southeast Final	Kentucky (2/1)	W	74-61	Birmingham, Ala.	Jefferson Civic Center
1995	April 1	FF- National Semifinal	Arkansas (2/2)	L	68-75	Seattle, Wash.	Kingdome
1996	March 15	East First	New Orleans (6/11)	W	83-62	Richmond, Va.	Richmond Coliseum
1996	March 17	East Second	Texas Tech (6/3)	L	73-92	Richmond, Va.	Richmond Coliseum
1997	March 13	East First	Fairfield (1/16)	W	82-74	Winston-Salem, N.C.	Joel Coliseum
1997	March 15	East Second	Colorado (1/9)	W	73-56	Winston-Salem, N.C.	Joel Coliseum
1997	March 21	East Semifinal	California (1/5)	W	63-57	Syracuse, N.Y.	Carrier Dome
1997	March 23	East Final	Louisville (1/6)	W	97-74	Syracuse, N.Y.	Carrier Dome
1997	March 29	FF- National Semifinal	Arizona (1/4)	L	58-66	Indianapolis, Ind.	RCA Dome

Head Coach: Bill Guthridge (NCAA Tournament Record at UNC – 8-3)

1998	March 12	East First	Navy (1/16)	W	88-52	Hartford, Conn.	Hartford Civic Center
1998	March 14	East Second	UNC Charlotte (1/8)	W (ot)	93-83	Hartford, Conn.	Hartford Civic Center
1998	March 19	East Semifinal	Michigan State (1/4)	W	73-58	Greensboro, N.C.	Greensboro Coliseum
1998	March 21	East Final	Connecticut (1/2)	W	75-64	Greensboro, N.C.	Greensboro Coliseum
1998	March 28	FF- National Semifinal	Utah (1/2)	L	59-66	San Antonio, Texas	Alamodome
1999	March 11	West First	Weber State (3/14)	L	74-76	Seattle, Wash.	Key Arena
2000	March 17	South First	Missouri (8/9)	W	84-70	Birmingham, Ala.	Jefferson Civic Center
2000	March 19	South Second	Stanford (8/1)	W	60-53	Birmingham, Ala.	Jefferson Civic Center
2000	March 24	South Semifinal	Tennessee (8/4)	W	74-69	Austin, Texas	Erwin Center
2000	March 26	South Final	Tulsa (8/7)	W	59-55	Austin, Texas	Erwin Center
2000	April 3	FF- National Semifinal	Florida (8/5)	L	59-71	Indianapolis, Ind.	RCA Dome

Rich Clarkson




Dean Smith led the Tar Heels to three straight Final Fours in 1967-68-69.

Hugh Morin



Seniors Jimmy Black and Chris Brust celebrate the 1982 NCAA championship.

Allsport



Rick Fox and the 1991 Tar Heels reached one of Dean Smith's 11 Final Fours.



Vince Carter helped UNC to back-to-back Final Fours in 1997 and 1998.

HISTORY
NCAA TOURNAMENT RESULTS

Head Coach: Matt Doherty (NCAA Tournament Record at UNC – 1-1)

2001	March 16	South First	Princeton (2/15)	W	70-48	New Orleans, La.	Superdome
2001	March 18	South Second	Penn State (2/7)	L	74-82	New Orleans, La.	Superdome

Head Coach: Roy Williams (NCAA Tournament Record at UNC – 29-8)

2004	March 18	South First	Air Force (6/11)	W	63-52	Denver, Colo.	Pepsi Center
2004	March 20	South Second	Texas (6/3)	L	75-78	Denver, Colo.	Pepsi Center
2005	March 18	East First	Oakland (Mich.) (1/16)	W	96-68	Charlotte, N.C.	Charlotte Coliseum
2005	March 20	East Second	Iowa State (1/8)	W	92-65	Charlotte, N.C.	Charlotte Coliseum
2005	March 25	East Semifinal	Villanova (1/5)	W	67-66	Syracuse, N.Y.	Carrier Dome
2005	March 27	East Final	Wisconsin (1/6)	W	88-82	Syracuse, N.Y.	Carrier Dome
2005	April 2	FF- National Semifinal	Michigan State (1/5)	W	87-71	St. Louis, Mo.	Edward Jones Dome
2005	April 4	FF- National Championship	Illinois (1/1)	W	75-70	St. Louis, Mo.	Edward Jones Dome
2006	March 17	East First	Murray State (3/14)	W	69-65	Dayton, Ohio	Univ. of Dayton Arena
2006	March 19	East Second	George Mason (3/11)	L	60-65	Dayton, Ohio	Univ. of Dayton Arena
2007	March 15	East First	Eastern Kentucky (1/16)	W	86-65	Winston-Salem, N.C.	Joel Coliseum
2007	March 17	East Second	Michigan State (1/9)	W	81-67	Winston-Salem, N.C.	Joel Coliseum
2007	March 23	East Semifinal	Southern California (1/5)	W	74-64	East Rutherford, N.J.	Meadowlands
2007	March 25	East Final	Georgetown (1/2)	L (ot)	84-96	East Rutherford, N.J.	Meadowlands
2008	March 21	East First	Mount St. Mary's (1/16)	W	113-74	Raleigh, N.C.	RBC Center
2008	March 23	East Second	Arkansas (1/9)	W	108-77	Raleigh, N.C.	RBC Center
2008	March 27	East Semifinal	Washington State (1/4)	W	68-47	Charlotte, N.C.	Bobcats Arena
2008	March 29	East Final	Louisville (1/3)	W	83-73	Charlotte, N.C.	Bobcats Arena
2008	April 5	FF- National Semifinal	Kansas (1/1)	L	66-84	San Antonio, Texas	Alamodome
2009	March 19	South First	Radford (1/16)	W	101-58	Greensboro, N.C.	Greensboro Coliseum
2009	March 21	South Second	LSU (1/8)	W	84-70	Greensboro, N.C.	Greensboro Coliseum
2009	March 27	South Semifinal	Gonzaga (1/4)	W	98-77	Memphis, Tenn.	FedExForum
2009	March 29	South Final	Oklahoma (1/2)	W	72-60	Memphis, Tenn.	FedExForum
2009	April 4	FF- National Semifinal	Villanova (1/3)	W	83-69	Detroit, Mich.	Ford Field
2009	April 6	FF-National Championship	Michigan State (1/2)	W	89-72	Detroit, Mich.	Ford Field
2011	March 18	East First	Long Island University (2/15)	W	102-87	Charlotte, N.C.	Time Warner Cable Arena
2011	March 20	East Second	Washington (2/7)	W	86-83	Charlotte, N.C.	Time Warner Cable Arena
2011	March 25	East Semifinal	Marquette (2/11)	W	81-63	Newark, N.J.	Prudential Center
2011	March 27	East Final	Kentucky (2/4)	L	69-76	Newark, N.J.	Prudential Center
2012	March 16	Midwest First	Vermont (1/16)	W	77-58	Greensboro, N.C.	Greensboro Coliseum
2012	March 18	Midwest Second	Creighton (1/8)	W	87-73	Greensboro, N.C.	Greensboro Coliseum
2012	March 23	Midwest Semifinal	Ohio (1/13)	W (ot)	73-65	St. Louis, Mo.	Edward Jones Dome
2012	March 25	Midwest Final	Kansas (1/2)	L	67-80	St. Louis, Mo.	Edward Jones Dome
2013	March 22	South First	Villanova (8/9)	W	78-71	Kansas City, Mo.	Sprint Center
2013	March 24	South Second	Kansas (8/1)	L	58-70	Kansas City, Mo.	Sprint Center
2014	March 21	East First	Providence (6/11)	W	79-77	San Antonio, Texas	AT&T Center
2014	March 23	East Second	Iowa State (6/3)	L	83-85	San Antonio, Texas	AT&T Center
2015	March 19	West First	Harvard (4/13)	W	67-65	Jacksonville, Fla.	Veterans Memorial Arena
2015	March 21	West Second	Arkansas (4/5)	W	87-78	Jacksonville, Fla.	Veterans Memorial Arena
2015	March 26	West Semifinal	Wisconsin (4/1)	L	72-79	Los Angeles, Calif.	STAPLES Center

UNC seed is listed first

Tom Copeland/Greensboro News & Record



Ed Cota (left) and Joseph Forte led No. 8 seed Carolina on a run to the 2000 Final Four.



The 2009 Tar Heels visited with President Barack Obama at The White House.

J.D. Lyon Jr.



Harrison Barnes and the Tar Heels reached the 2011 and 2012 Elite Eights.

J.D. Lyon Jr.



Joel Berry II and the 2015 Tar Heels reached the Sweet 16.

Most Points

123 vs. Loyola Marymount, 1988 West 2nd
113 vs. Mount St. Mary's, 2008 East 1st
113 vs. Pennsylvania, 1987 East 1st

Fewest Points

20 vs. Pittsburgh, 1941 East Semifinal
40 vs. Oklahoma A&M, 1946 NCAA Final

Most Points in a Half

65 vs. Loyola Marymount (1st), 1988 West 2nd
62 vs. Rhode Island (2nd), 1993 East 2nd

Fewest Points in a Half

8 vs. Pittsburgh (2nd half), 1941 East Semifinal
12 vs. Pittsburgh (1st half), 1941 East Semifinal

Largest Winning Margin

45 vs. Rhode Island (112-67), 1993 East 2nd
43 vs. Radford (101-58), 2009 South 1st

Largest Margin in a Loss

27 vs. Purdue (65-92), 1969 NCAA Semifinal
23 vs. UCLA (55-78), 1968 NCAA Final
23 vs. Arkansas (73-96), 1990 Midwest Semifinal

Most Points, Both Teams Combined

220 – UNC 123, Loyola Marymount 97, 1988 West 2nd
206 – UNC 109, Michigan 97, 1987 East 2nd

Fewest Points, Both Teams Combined

46 – Pittsburgh 26, UNC 20, 1941 East Semifinal
83 – Oklahoma A&M 43, UNC 40, 1946 NCAA Final

Most Field Goals

49 vs. Loyola Marymount, 1988 West 2nd
44 vs. Arkansas, 2008 East 2nd
44 vs. Boston College, 1975 East 3rd Place

Fewest Field Goals

13 vs. Oklahoma A&M, 1946 NCAA Final
17 vs. Syracuse, 1957 East Final

Most Field Goals Attempted

91 vs. Ohio State, 1946 East Final
88 vs. Michigan State, 1957 NCAA Semifinal

Fewest Field Goals Attempted

38 vs. James Madison, 1983 East 2nd
38 vs. James Madison, 1982 East 2nd
38 vs. Kentucky, 1977 East Final

Highest Field Goal Percentage

79.0 vs. Loyola Marymount (49-62), 1988 West
67.7 vs. Arkansas (44-65), 2008 East 2nd

Lowest Field Goal Percentage

25.3 vs. Ohio State (23-91), 1946 East Final
28.2 vs. Houston (24-85), 1967 NCAA 3rd Place

Highest Field Goal Percentage in a Half (70 percent or higher)

.790 vs. Loyola Marymount, 1st half (23-30), 1988 West 2nd
.781 vs. Loyola Marymount, 2nd half (25-32), 1988 West 2nd

Lowest Field Goal Percentage in a Half

.226 vs. Kansas, 2nd half (7 of 31), 2012 Midwest Final
.244 vs. Houston, 1st half (10 of 41), 1967 NCAA 3rd Place

Most Three-Point Field Goals Made

12 vs. Oakland, 2005 Syracuse 1st
11 on three occasions, most recently vs. Villanova, 2013 South 3rd

Fewest Three-Point Field Goals Made

0 vs. Alabama, 1992 Southeast 2nd
1 on three occasions, most recently vs. Liberty, 1994 East 1st

Most Three-Point Field Goal Attempts

30 vs. George Mason, 2006 East 2nd
28 vs. Texas, 2004 South 2nd
28 vs. Arkansas, 1995 NCAA Semifinal

Fewest Three-Point Field Goal Attempts

6 vs. Liberty, 1994 East 1st
6 vs. Alabama, 1992 Southeast 2nd
6 vs. SW Missouri State, 1990 Midwest 1st

Highest Three-Point FG Percentage (min. 7 attempts)

71.4 vs. Harvard (5-7), 2015 West 1st
71.4 vs. Kansas (5-7), 1993 NCAA Semifinal
70.0 vs. Oklahoma (7-10), 1990 Midwest 2nd

Lowest Three-Point FG Percentage (min. 7 attempts)

11.8 vs. Kansas (2-17), 2012 Midwest Final
12.5 vs. Ohio State (1-8), 1992 Southeast Semifinal

Most Free Throws Made

33 on four occasions, most recently vs. Pennsylvania, 1987 East 1st
32 vs. Princeton, 1967 East Semifinal

Fewest Free Throws Made

2 vs. Utah, 1998 NCAA Semifinal
4 on three occasions, most recently vs. George Mason, 2006 East 2nd

Most Free Throws Attempted

45 vs. Pennsylvania, 1987 East 1st
45 vs. Syracuse, 1957 East Final
44 vs. Louisville, 1972 NCAA 3rd Place

Fewest Free Throws Attempted

4 vs. George Mason, 2006 East 2nd
6 vs. San Francisco, 1978 West 2nd

Highest Free Throw Percentage (min. 10 attempts)

93.8 vs. Oklahoma (15-16), 2009 South Final
91.7 vs. Kentucky (33-36), 1977 East Final

Lowest Free Throw Percentage (min. 10 attempts)

48.3 vs. Ohio State (14-29), 1946 East Final
52.2 vs. James Madison (12-23), 1982 East 2nd

Lowest Free Throw Percentage (min. 30 attempts)

59.5 vs. Villanova (22-37), 2009 NCAA Semifinal
59.5 vs. Iowa State (22-37), 1995 Southeast 2nd

Most Rebounds

64 vs. Princeton, 1967 East Semifinal
63 vs. Ohio, 2012 Midwest Semifinal

Fewest Rebounds

20 vs. James Madison, 1982 East 2nd
21 vs. Notre Dame, 1987 East Semifinal

Largest Rebound Margin

33 vs. Ohio (63-30), 2012 Midwest Semifinal
26 vs. Mount St. Mary's (48-22), 2008 East 1st

Most Personal Fouls

36 vs. Texas A&M, 1980 Midwest 2nd
27 on three occasions, most recently vs. Kansas, 1991 NCAA Semifinal

Fewest Personal Fouls

8 vs. Creighton, 2012 Midwest 2nd
9 vs. Washington, 2011 East 2nd

Most Assists

36 vs. Boston College, 1975 East 3rd Place
36 vs. Loyola Marymount, 1988 West 2nd
30 vs. Penn, 1987 East 1st

Fewest Assists

4 vs. Texas A&M, 1980 Midwest 2nd
7 vs. Kansas, 2008 NCAA Semifinal
7 vs. Dayton, 1967 NCAA Semifinal

Most Turnovers

36 vs. Drake, 1969 NCAA 3rd Place
30 vs. Louisville, 1972 NCAA 3rd Place



UNC's +33 rebound margin against Ohio in the 2012 Sweet 16 was the highest in Carolina's NCAA Tournament history.

Fewest Turnovers

2 vs. Fairfield, 1997 East 2nd
4 vs. Wisconsin, 2015 West Semifinal

Most Blocked Shots

11 vs. Georgetown, 1995 Southeast Semifinal
10 on four occasions, most recently vs. Long Island, 2011 East 2nd

Fewest Blocked Shots

0 on five occasions, most recently vs. Michigan State, 2009 NCAA Final

Most Steals

16 vs. Alabama, 1976 Midwest 1st
15 vs. Kansas, 2013 South 2nd
15 vs. New Mexico State, 1975 East 1st

Fewest Steals

1 vs. Michigan State, 1998 East Semifinal
1 vs. Loyola Marymount, 1988 West 2nd

Most Overtimes Played

3 vs. Kansas, 1957 NCAA Final (UNC won, 54-53)
3 vs. Michigan State, 1957 NCAA Semifinal (UNC won, 74-70)
2 vs. Texas A&M, 1980 Midwest 2nd (Texas A&M won, 61-78)

Largest Halftime Lead

29 vs. Rhode Island, 1993 East 2nd (UNC led 50-21, won 112-67)
26 vs. Oakland, 2005 East 1st (UNC led 59-33, won 96-68)

Largest Halftime Deficit

19 vs. Houston, 1967 NCAA 3rd Place (Houston led 23-42, won 62-84)
17 vs. Kansas, 2008 NCAA Semifinal (KU led 27-44, won 66-84)

Largest Halftime Lead in a Carolina Loss

9 vs. Kansas, 2013 South 2nd (UNC led 30-21, Kansas won 58-70)
7 vs. George Mason, 2006 East 2nd (UNC led 27-20, GMU won 60-65)

Largest Halftime Deficit in a Carolina Win

10 vs. Notre Dame, 1977 East Semifinal (ND led 30-40, UNC won 79-77)
9 vs. Southern California, 2007 East Semifinal (USC led 33-42, UNC won 74-64)

Points (30 or more points)

- 39 – Lennie Rosenbluth vs. Canisius, 1957 East Semifinal
- 39 – Al Wood vs. Virginia, 1981 NCAA Semifinal
- 36 – Mitch Kupchak vs. Boston College, 1975 East 3rd Place
- 35 – Charles Scott vs. Drake, 1969 NCAA 3rd Place
- 33 – Tyler Hansbrough vs. Michigan State, 2007 East 2nd
- 32 – Tyler Zeller vs. Long Island, 2011 East 1st
- 32 – Shammond Williams vs. UNC Charlotte, 1998 East 2nd
- 32 – Charles Scott vs. Davidson, 1969 East Final
- 31 – J.R. Reid vs. Notre Dame, 1987 East Semifinal
- 31 – Mike O’Koren vs. UNLV, 1977 NCAA Semifinal
- 31 – Bob Lewis vs. Boston College, 1967 East Final
- 31 – George Glamack vs. Dartmouth, 1941 East Consolation
- 30 – Robert McAdoo vs. Louisville, 1972 NCAA 3rd Place

Field Goals Made

- 16 – Charles Scott vs. Drake, 1969 NCAA 3rd Place (16 of 26)
- 15 – J.R. Reid vs. Notre Dame, 1987 East Semifinal (15 of 18)
- 15 – Lennie Rosenbluth vs. Canisius, 1957 East 1st (15 of 30)
- 14 on four occasions, most recently by Al Wood vs. Virginia, 1981 NCAA Semifinal (14 of 19)

Field Goal Attempts

- 42 – Lennie Rosenbluth vs. Michigan State, 1957 NCAA Semifinal
- 30 – Lennie Rosenbluth vs. Canisius, 1957 East 1st
- 26 – Charles Scott vs. Drake, 1969 NCAA 3rd Place
- 23 on four occasions, most recently by Rashad McCants vs. Texas, 2004 South 2nd

Three-Point Field Goals Made

- 6 – Shammond Williams vs. UNC Charlotte, 1998 East 2nd (6 of 9)
- 5 on 12 occasions, most recently by P.J. Hairston vs. Villanova, 2013 South 2nd (5 of 8)

Three-Point Field Goal Attempts

- 12 – Rashad McCants vs. Texas, 2004 South 2nd
- 12 – Ademola Okulaja vs. Weber State, 1999 West 1st
- 12 – Donald Williams vs. Arkansas, 1995 NCAA Semifinal
- 11 – Kenny Smith vs. Syracuse, 1987 East Final
- 10 on five occasions, most recently by Reggie Bullock vs. Ohio, 2012 Midwest Semifinal (5 of 10)

Highest Three-Point Percentage (min. 5 made)

- 1.000 – Hubert Davis vs. Eastern Michigan, 1991 East Semifinal (5 of 5)
- 71.4 – on four occasions, most recently by Wayne Ellington vs. Villanova, 2009 NCAA Semifinal (5 of 7)

Free Throws Made

- 15 – Ty Lawson vs. Michigan State, 2009 NCAA Final (15 of 18)
- 14 – Tyler Zeller vs. Long Island, 2011 East 1st (14 of 19)
- 14 – Tyler Hansbrough vs. Georgetown, 2007 East Final (14 of 16)
- 14 – Tommy Kearns vs. Syracuse, 1957 East Final (14 of 19)
- 13 – John Kuester vs. Kentucky, 1977 East Final (13 of 14)
- 13 – Tyler Hansbrough vs. Michigan State, 2007 East 2nd (13 of 17)

Free Throw Attempts

- 19 – Tyler Zeller vs. Long Island, 2011 East 1st
- 19 – Tommy Kearns vs. Syracuse, 1957 East Final
- 18 – Ty Lawson vs. Michigan State, 2009 NCAA Final
- 17 – Ty Lawson vs. Villanova, 2009 NCAA Semifinal
- 17 – Tyler Hansbrough vs. Michigan State, 2007 East 2nd

Highest Free Throw Percentage (min. 10 made)

- 1.000 – Tyler Hansbrough vs. Radford, 2009 1st (12 of 12)
- 1.000 – Hubert Davis vs. Miami (Ohio), 1992 Southeast 1st (11 of 11)
- 1.000 – Phil Ford vs. Syracuse, 1975 East Semifinal (10 of 10)

Rebounds

- 22 – Tyler Zeller vs. Ohio, 2012 Midwest Semifinal
- 19 – Robert McAdoo vs. Louisville, 1972 NCAA 3rd Place
- 19 – Lennie Rosenbluth vs. Yale, 1957 East 1st
- 18 – Mike O’Koren vs. Texas A&M, 1980 Midwest 2nd
- 18 – Rusty Clark vs. Boston College, 1967 East Semifinal

Assists

- 14 – Kendall Marshall vs. Washington, 2011 East 2nd
- 12 – Kenny Smith vs. Notre Dame, 1987 East Semifinal
- 11 – on four occasions, most recently by Kendall Marshall vs. Creighton, 2012 Midwest 2nd

Turnovers

- 11 – Eddie Fogler vs. Drake, 1969 NCAA 3rd Place
- 9 – Phil Ford vs. UNLV, 1977 NCAA Semifinal
- 7 – on 10 occasions, most recently by Ed Cota vs. Tulsa, 2000 South Final

Blocked Shots

- 6 – John Henson vs. Long Island, 2011 East 1st
- 6 – Rasheed Wallace vs. Georgetown, 1995 Southeast Semifinal
- 6 – Warren Martin vs. Middle Tennessee State, 1985 Southeast 1st
- 5 – John Henson vs. Marquette, 2011 East Semifinal
- 5 – Brandon Wright vs. Eastern Kentucky, 2007 East 1st
- 4 – on 15 occasions, most recently by Tyler Zeller vs. Kansas, 2012 Midwest Final

Steals

- 8 – Ty Lawson vs. Michigan State, 2009 NCAA Final
- 6 – George Lynch vs. Cincinnati, 1993 East Final
- 5 – Marcus Paige vs. Arkansas, 2015 West 2nd
- 5 – Marcus Paige vs. Kansas, 2013 South 2nd
- 5 – Dave Hanners vs. Alabama, 1976 Mideast 1st

Double-Doubles, Points/Rebounds (Career)

- 8 – Antawn Jamison
- 6 – Rusty Clark, Tyler Hansbrough, Sam Perkins
- 5 – Brad Daugherty, John Henson, George Lynch
- 4 – Pete Brennan, Larry Miller, Rasheed Wallace
- 3 – Sean May, Robert McAdoo, Eric Montross, Mike O’Koren, J.R. Reid, Joe Wolf, Tyler Zeller

Double-Doubles, Points/Rebounds (One Tournament)

- 5 – Antawn Jamison (1998 vs. Navy, UNC Charlotte, Michigan State, Connecticut and Utah)
- 4 – Pete Brennan (1957 vs. Yale, Canisius, Michigan State and Kansas)
- 4 – George Lynch (1993 vs. Arkansas, Cincinnati, Kansas and Michigan)

Double-Doubles, Points and Assists (Career)

- 3 – Kendall Marshall (one in 2011, in consecutive games in 2012)
- 2 – Steve Bucknall (in consecutive games vs. Southern and UCLA, 1989)
- 1 – Phil Ford
- 1 – Jimmy Black
- 1 – Kenny Smith
- 1 – Ed Cota



J.D. Lyon Jr.

Tyler Hansbrough scored 33 points vs. Michigan State with a broken nose in 2007.



Bob Donnan

Tyler Zeller scored 32 points and sank 14 free throws versus Long Island in the 2011 second round.



Bob Donnan

Kendall Marshall had three double-doubles in points & assists in NCAA play.

Sally Sather

- North Carolina has won 17 Atlantic Coast Conference Tournament championships and played in the championship game a record 33 times.

- The Tar Heels have a 93-44 record and are second in wins and titles in ACC Tournament history.

- Dean Smith won 13 Tournament titles, which ties Duke's Mike Krzyzewski for the most titles. Smith's teams were 58-23 and played in the championship game 21 times.

- The Tar Heels have been the No. 1 seed 24 times.

- Carolina is one of only two schools that have won three consecutive ACC regular-season titles and ACC Tournament championships. UNC accomplished that feat in 1967-68-69.

- Roy Williams is one of eight coaches to win back-to-back ACC Tournament titles (with Everett Case, Bones McKinney, Vic Bubas, Dean Smith, Norm Sloan, Dave Odom and Mike Krzyzewski).

- A Tar Heel has won the Most Valuable Player award 18 times. They include: Lennie Rosenbluth (1957), Larry Miller (1967, 1968), Charles Scott (1969), Lee Dedmon (1971), Robert McAdoo (1972), Phil Ford (1975), John Kuester (1977), Dudley Bradley (1979), Sam Perkins (1981), James Worthy (1982), J.R. Reid (1989), Rick Fox (1991), Jerry Stackhouse (1994), Shammond Williams (1997), Antawn Jamison (1998), Brandon Wright (2007) and Tyler Hansbrough (2008).

- Tyler Hansbrough earned first-team All-Tournament honors in 2009, making him the first Tar Heel and 13th player overall to earn first-team All-Tournament accolades in three seasons.

1957

Frank McGuire's eventual national champions ran the table in the regular season, winning all 14 games. That year marked the first time UNC reached the conference tournament final since the 1947 Southern Conference Tournament. The Tar Heels held off Wake Forest, 61-59, in the semifinal and defeated South Carolina by 20 to earn their first ACC championship. In the semifinal, Wake Forest took a one-point lead with less than a minute to play, but National Player of the Year Lennie Rosenbluth hit a hook shot from the circle and a free throw for a three-point play and the win.

Rosenbluth made 8 of 11 shots from the floor in the championship, scored 38 points and was named MVP.

1967

The Tournament moved to the Greensboro Coliseum for the first time and was the site of Dean Smith's first title. Fittingly, Carolina won the title by sweeping its in-state rivals, beating NC State by three points, Wake Forest by 10 and Duke by

CAROLINA'S ACC TOURNAMENT LEDGER

Record in:

First Round:	0-1
Second Round:	1-0
Quarterfinals:	42-13
Semifinals:	33-14
Championship:	17-16

Record as a:


#1 seed:	47-14
#2 seed:	24-8
#3 seed:	13-8
#4 seed:	4-6
#5 seed:	4-5
#7 seed:	1-2
#10 seed:	0-1

Record vs:

#1 seeds:	3-8
#2 seeds:	10-6
#3 seeds:	10-6
#4 seeds:	15-8
#5 seeds:	10-7
#6 seeds:	9-5
#7 seeds:	12-4
#8 seeds:	17-0
#9 seeds:	5-0
#10 seeds:	1-0
#12 seeds:	1-0

Record at:

Atlanta:	11-5
Charlotte:	21-7
Greensboro:	39-18
Landover:	6-2
Raleigh:	12-11
Tampa:	3-0
Washington, D.C.:	1-1
Overall Record:	93-44



Carolina won the 1982 ACC title over Ralph Sampson and Virginia.

nine in the title match. Larry Miller was selected MVP after scoring 25.7 points and grabbing 8.3 rebounds per game. Bob Lewis (18.0 points, 5.0 rebounds) joined Miller on the first-team all-tournament squad.

1968

The Tournament moved again in 1968 for the first year of a three-year stay in Charlotte. UNC's semifinal game against South Carolina was a fierce battle. The Gamecocks

sent the game into overtime with an 18-4 run to tie the score at 74. The Tar Heels came from behind in overtime and won on baskets by Grubar and Gerald Tuttle.

In the championship, Carolina led NC State by only five at the half, but the final tally was a lopsided 87-50 victory. Miller (25.3 points, 8.7 rebounds) became the second player ever (Len Chappell of Wake Forest) to repeat as MVP. Grubar (13.3 points, 4.7 rebounds) was also a first-team selection.

The 37-point margin of victory is the largest in

championship game history.

1969

Carolina entered as the No. 1 seed for the third year in a row. Carolina's Charles Scott battled Wake's Charlie Davis in the semifinals. Davis won the first half, as the Deacons led 37-29 at intermission. Scott took over in the second stanza, enabling UNC to win, 80-72. Scott and Grubar led the Tar Heels with 23 points apiece.

Carolina and Duke squared off in the championship game. The Blue Devils led by nine at halftime and the Tar Heels lost Grubar to a first-half knee injury. The second half featured one of the most memorable performances in ACC history as Scott scored 25 of his game-high 40 points on 12 of 13 shooting. Carolina won its third straight ACC title, 85-74, and Scott earned MVP honors.

1972

South Carolina's departure from the ACC left only seven teams, and Carolina received a bye into the semifinal against Duke. Four Tar Heels scored in double figures, led by Bobby Jones, who carded a double-double (14 points, 11 rebounds) as the Tar Heels won, 63-48.

Carolina was in the championship game for the fifth time in six years. Maryland was in the finals

CAROLINA'S 17 ACC TOURNAMENT CHAMPIONSHIPS

Year	Tournament Site	Championship Game Result
1957	Raleigh, N.C.	North Carolina 95, South Carolina 75
1967	Greensboro, N.C.	North Carolina 82, Duke 73
1968	Charlotte, N.C.	North Carolina 87, N.C. State 50
1969	Charlotte, N.C.	North Carolina 85, Duke 74
1972	Greensboro, N.C.	North Carolina 73, Maryland 64
1975	Greensboro, N.C.	North Carolina 70, N.C. State 66
1977	Greensboro, N.C.	North Carolina 75, Virginia 69
1979	Greensboro, N.C.	North Carolina 71, Duke 63
1981	Landover, Md.	North Carolina 61, Maryland 60
1982	Greensboro, N.C.	North Carolina 47, Virginia 45
1989	Atlanta, Ga.	North Carolina 77, Duke 74
1991	Charlotte, N.C.	North Carolina 96, Duke 74
1994	Charlotte, N.C.	North Carolina 73, Virginia 66
1997	Greensboro, N.C.	North Carolina 64, N.C. State 54
1998	Greensboro, N.C.	North Carolina 83, Duke 68
2007	Tampa, Fla.	North Carolina 89, NC State 80
2008	Charlotte, N.C.	North Carolina 86, Clemson 81



Robert McAdoo was the 1972 ACC Tournament MVP.

for the first time since 1958. Robert McAdoo (15 points, 7.5 rebounds per game) became the fifth Tar Heel in six years to earn the MVP award as Carolina held on for a 73-64 win. Dennis Wuycik (17.5 points, 5 rebounds) and George Karl (13 points, 2.5 rebounds) joined McAdoo on the all-tournament first team.

1975

The Tar Heels trailed Wake Forest in the quarter-final by eight points with 50 seconds left. Freshman point guard Phil Ford (44 seconds to play), Mitch Kupchak (36 seconds), Walter Davis (30 seconds) and Brad Hoffman (two seconds) hit jump shots and the Deacs missed a pair of free throws to force overtime. In the extra session with the game tied at 96 Carolina took possession with 58 seconds to play. UNC went Four Corners and drew a technical against Wake Forest with 29 seconds to play for not forcing UNC to take action. Ford hit the free throw and another free throw six seconds later as Carolina triumphed, 101-100. Davis (31 points, 12 rebounds), Kupchak (16 points, 14 rebounds) and Ford (25 points) led the Tar Heels.

Clemson came back from 11 down at the half to force overtime in the semifinals. A tip-in by Kupchak gave Carolina an overtime lead it would not relinquish. Ford led UNC with 29, making 15 of 18 from the free throw line.

Ford was outstanding in the championship game against defending NCAA champion NC State. Carolina took the lead, 56-55, on a jumper by Davis with nine minutes left and then went into its delay offense. Ford hit two baskets in the next two and one-half minutes, and NC State did not score during a 5:18 stretch, leading to a 70-66 Tar Heel victory. Ford (26 points per game) was the MVP and was joined on the first-team by Kupchak (13.7 points, 13.7 rebounds). Davis netted 19 points and grabbed 7.7 rebounds over the three games.

1977

No. 1 seed Carolina met No. 7 Virginia in the finals in a rematch of the 1976 final won by the Cavaliers. Ford scored 19 points in the first half, but the Cavaliers led by one at the

break. Virginia led 64-56 with 7:08 remaining, but over the next 5:03 the Tar Heels outscored the Wahoos, 15-1. Freshman Mike O’Koren and John Kuester led the final charge after Ford fouled out with 5:45 to play and Virginia still holding a 64-61 advantage. A layup by Bruce Buckley with 3:37 to play broke a 67-all tie and gave UNC the lead for good. Kuester’s take-charge attitude and perfect free throw shooting earned him MVP honors after the Tar Heel title.

1979

Duke defeated UNC in the final game of the regular season to share the regular-season title, but the Tar Heels won the draw for the tournament’s top seed and first-round bye. Carolina defeated Maryland, 102-79, in the semifinals, as five Tar Heels scored in double figures. Al Wood led with 19 points on 8 of 10 shooting.

Carolina beat Duke in the finals, 71-63. Dudley Bradley scored 16 points with seven steals and four assists and earned MVP honors. O’Koren had 18 points and eight rebounds and was 10 for 11 from the free throw line. The Tar Heels turned the ball over just seven times and forced 14 Duke miscues. O’Koren and Dave Colescott, who averaged 15 and 12.5 points per game in the tournament, respectively, also were first-team selections.

1981

UNC beat Wake Forest, 58-57, in one semifinal as Mike Pepper nailed a 16-foot jumper with eight seconds to play. Sam Perkins scored 18 points and pulled down 15 rebounds and James Worthy added 12 points and 11 rebounds. The Deacons led 53-46 but Pepper and Perkins each hit two baskets. The second basket by Perkins gave UNC a 56-55 lead with 4:12 to play. Alvis Rogers hit an 11-foot jumper to give Wake the lead back with 1:30 to play, but Pepper hit the game-winner with eight seconds to go.

Carolina and Maryland met in the final in the Capital Centre in Landover, Md. The game was tied seven times in the second half, but the Tar

ACC TOURNAMENT SERIES RECORDS	
Boston College	2-1
Clemson	15-1
Duke	8-12
Florida State	5-2
Georgia Tech	4-5
Louisville	1-0
Maryland	14-3
Miami	1-1
NC State	12-4
Notre Dame	0-1
Pittsburgh	0-1
South Carolina	4-2
Virginia	12-3
Virginia Tech	2-0
Wake Forest	13-8
Total	93-44

Heels went ahead for good with 2:53 to play on a Jimmy Black steal and lay-up. Wood scored twice in the final two minutes to secure a 61-60 triumph.

Perkins (17.7 points, 8.3 rebounds) became just the second freshman ever, and first since Ford, to be named MVP. Worthy (13 points, 7.7 rebounds) joined Perkins as a first-team all-tournament selection.

1982

No. 1-ranked Carolina led No. 2 Virginia, 34-31, at halftime behind Worthy’s 16 points. Michael Jordan

scored four of the Tar Heels’ first five field goals in the second half. His fourth straight field goal, with 8:44 to play, was Carolina’s last of the game. Leading 44-43 with 7:34 remaining, Carolina spread the floor and held the ball. Virginia fouled six times over the next 7:06, finally putting Matt Doherty on the foul line for 1-and-1 with 28 seconds left. Doherty hit the first for a two-point edge. Virginia turned the ball over with three seconds to play. Doherty hit two free throws and Ralph Sampson had an uncontested dunk with one second left as Carolina prevailed, 47-45. The field goal by Sampson was the first by the Cavaliers since the 7:34 mark.

Worthy (13.3 points, 8 rebounds), Perkins (9.7 points, 7.3 rebounds) and Jordan (11.7 points, 3 rebounds) were named to the first-team all-tournament team, and Worthy was named MVP.

1989

Carolina breezed to the championship game, recording a 15-point win over Georgia Tech and a 30-point rout of eighth-seeded Maryland, which had knocked off No. 1 seed NC State.

The 1989 ACC championship game was one of the most memorable and intense meetings ever between Carolina and Duke. Both teams had won regular-season games on the other’s home floor.

Stifling defense by both teams led to 44 turnovers, 26 of which the Tar Heels committed. J.R. Reid had 14 points and nine rebounds and Steve Bucknall had 10 points and five assists to lead UNC. The game was tied five times in the second half and Duke led just once, with 5:28 to play. Bucknall hit a driving basket and free throw with 1:46 remaining to break a 66-all tie. Bucknall and King Rice both went 4 for 4 from the line to clinch the win.

Reid (16.0 points, 8.0 rebounds per game) won MVP honors. Senior point guard Jeff Lebo (10.7 points, 3.0 assists) joined him on the first-team.

1991

After hard-fought victories over Clemson and Virginia, the Tar Heels met a Duke team in the championship game that had swept the regular-season series from UNC. Carolina raced out to a 15-4 lead and thrashed Duke, 96-74. Fox made 10 of 16 field goal attempts for 25 points and Hubert Davis netted 17.



Freshman and ACC Tournament MVP Phil Ford cuts the nets in Greensboro in 1975.

Sally Sather

Date	Site	Seeds (UNC-Opp.)	Opponent	W/L	Score	Round	Date	Site	Seeds (UNC-Opp.)	Opponent	W/L	Score	Round
3/4/1954	RAL	5-4	NC State	L	51-52	Quarterfinals	3/11/1989	ATL	4-8	Maryland	W	88-58	Semifinals
3/3/1955	RAL	5-4	Wake Forest	L	82-95	Quarterfinals	3/12/1989	ATL	4-2	Duke	W	77-74	Championship
3/1/1956	RAL	2-7	Virginia	W	81-77	Quarterfinals	3/9/1990	CHAR	4-5	Virginia	L	85-92 (OT)	Quarterfinals
3/2/1956	RAL	2-3	Wake Forest	L	56-77	Semifinals	3/8/1991	CHAR	2-7	Clemson	W	67-59	Quarterfinals
3/7/1957	RAL	1-8	Clemson	W	81-61	Quarterfinals	3/9/1991	CHAR	2-6	Virginia	W	76-71	Semifinals
3/8/1957	RAL	1-4	Wake Forest	W	61-59	Semifinals	3/10/1991	CHAR	2-1	Duke	W	96-74	Championship
3/9/1957	RAL	1-6	South Carolina	W	95-75	Championship	3/13/1992	CHAR	3-6	Wake Forest	W	80-65	Quarterfinals
3/6/1958	RAL	3-6	Clemson	W	63-51	Quarterfinals	3/14/1992	CHAR	3-2	Florida State	W	80-76	Semifinals
3/7/1958	RAL	3-2	NC State	W	64-58	Semifinals	3/15/1992	CHAR	3-1	Duke	L	74-94	Championship
3/8/1958	RAL	3-4	Maryland	L	74-86	Championship	3/12/1993	CHAR	1-8	Maryland	W	102-66	Quarterfinals
3/5/1959	RAL	2-7	Clemson	W	93-69	Quarterfinals	3/13/1993	CHAR	1-5	Virginia	W	74-56	Semifinals
3/6/1959	RAL	2-3	Duke	W	74-71	Semifinals	3/14/1993	CHAR	1-6	Georgia Tech	L	75-77	Championship
3/7/1959	RAL	2-1	NC State	L	56-80	Championship	3/11/1994	CHAR	2-7	Florida State	W	83-69	Quarterfinals
3/3/1960	RAL	1-8	Virginia	W	84-63	Quarterfinals	3/12/1994	CHAR	2-3	Wake Forest	W	86-84 (OT)	Semifinals
3/4/1960	RAL	1-4	Duke	L	69-71	Semifinals	3/13/1994	CHAR	2-4	Virginia	W	73-66	Championship
3/1/1962	RAL	4-5	South Carolina	L	55-57	Quarterfinals	3/10/1995	GBO	2-7	Clemson	W	78-62	Quarterfinals
2/28/1963	RAL	3-6	South Carolina	W	93-76	Quarterfinals	3/11/1995	GBO	2-3	Maryland	W	97-92 (OT)	Semifinals
3/1/1963	RAL	3-2	Wake Forest	L	55-56	Semifinals	3/12/1995	GBO	2-1	Wake Forest	L	80-82 (OT)	Championship
3/5/1964	RAL	5-4	South Carolina	W	80-63	Quarterfinals	3/8/1996	GBO	3-6	Clemson	L	73-75	Quarterfinals
3/6/1964	RAL	5-1	Duke	L	49-65	Semifinals	3/7/1997	GBO	3-6	Virginia	W	78-68	Quarterfinals
3/4/1965	RAL	4-5	Wake Forest	L	76-92	Quarterfinals	3/8/1997	GBO	3-2	Wake Forest	W	86-73	Semifinals
3/3/1966	RAL	4-5	Maryland	W	77-70	Quarterfinals	3/9/1997	GBO	3-8	NC State	W	64-54	Championship
3/2/1966	RAL	4-1	Duke	L	20-21	Quarterfinals	3/6/1998	GBO	2-8	NC State	W	73-46	Quarterfinals
3/9/1967	GBO	1-8	NC State	W	56-53	Quarterfinals	3/7/1998	GBO	2-3	Maryland	W	83-73 (OT)	Semifinals
3/10/1967	GBO	1-5	Wake Forest	W	89-79	Semifinals	3/8/1998	GBO	2-1	Duke	W	83-68	Championship
3/11/1967	GBO	1-2	Duke	W	82-73	Championship	3/5/1999	CHAR	3-6	Georgia Tech	W	78-49	Quarterfinals
3/7/1968	CHAR	1-8	Wake Forest	W	83-70	Quarterfinals	3/6/1999	CHAR	3-2	Maryland	W	86-79	Semifinals
3/8/1968	CHAR	1-4	South Carolina	W	82-79 (OT)	Semifinals	3/7/1999	CHAR	3-1	Duke	L	73-96	Championship
3/9/1968	CHAR	1-3	NC State	W	87-50	Championship	3/10/2000	CHAR	4-5	Wake Forest	L	52-58	Quarterfinals
3/6/1969	CHAR	1-8	Clemson	W	94-70	Quarterfinals	3/9/2001	ATL	1-9	Clemson	W	99-81	Quarterfinals
3/7/1969	CHAR	1-5	Wake Forest	W	80-72	Semifinals	3/10/2001	ATL	1-5	Georgia Tech	W	70-63	Semifinals
3/8/1969	CHAR	1-3	Duke	W	85-74	Championship	3/11/2001	ATL	1-2	Duke	L	53-79	Championship
3/5/1970	CHAR	2-7	Virginia	L	93-95	Quarterfinals	3/8/2002	CHAR	7-2	Duke	L	48-60	Quarterfinals
3/11/1971	GBO	1-8	Clemson	W	76-41	Quarterfinals	3/14/2003	GBO	7-2	Maryland	W	84-72	Quarterfinals
3/12/1971	GBO	1-5	Virginia	W	78-68	Semifinals	3/15/2003	GBO	7-3	Duke	L	63-75	Semifinals
3/13/1971	GBO	1-2	South Carolina	L	51-52	Championship	3/12/2004	GBO	5-4	Georgia Tech	L	82-83	Quarterfinals
3/10/1972	GBO	1-4	Duke	W	63-48	Semifinals	3/11/2005	DC	1-9	Clemson	W	88-81	Quarterfinals
3/11/1972	GBO	1-2	Maryland	W	73-64	Championship	3/12/2005	DC	1-5	Georgia Tech	L	75-78	Semifinals
3/8/1973	GBO	2-7	Wake Forest	L	52-54 (OT)	Quarterfinals	3/10/2006	GBO	2-7	Virginia	W	79-67	Quarterfinals
3/7/1974	GBO	3-6	Wake Forest	W	76-62	Quarterfinals	3/11/2006	GBO	2-3	Boston College	L	82-85	Semifinals
3/8/1974	GBO	3-2	Maryland	L	85-105	Semifinals	3/9/2007	TAM	1-9	Florida State	W	73-58	Quarterfinals
3/6/1975	GBO	2-7	Wake Forest	W	101-100 (OT)	Quarterfinals	3/10/2007	TAM	1-4	Boston College	W	71-56	Semifinals
3/7/1975	GBO	2-3	Clemson	W	76-71 (OT)	Semifinals	3/11/2007	TAM	1-10	NC State	W	89-80	Championship
3/8/1975	GBO	2-4	NC State	W	70-66	Championship	3/14/2008	CHAR	1-9	Florida State	W	82-70	Quarterfinals
3/5/1976	MD	1-4	Clemson	W	82-74	Semifinals	3/15/2008	CHAR	1-4	Virginia Tech	W	68-66	Semifinals
3/6/1976	MD	1-6	Virginia	L	62-67	Championship	3/16/2008	CHAR	1-3	Clemson	W	86-81	Championship
3/4/1977	GBO	1-5	NC State	W	70-56	Semifinals	3/13/2009	ATL	1-8	Virginia Tech	W	79-76	Quarterfinals
3/5/1977	GBO	1-7	Virginia	W	75-69	Championship	3/14/2009	ATL	1-4	Florida State	L	70-73	Semifinals
3/2/1978	GBO	1-5	Wake Forest	L	77-82	Semifinals	3/11/2010	GBO	10-7	Georgia Tech	L	58-62	First Round
3/2/1979	GBO	1-4	Maryland	W	102-79	Semifinals	3/11/2011	GBO	1-9	Miami	W	61-59	Quarterfinals
3/3/1979	GBO	1-2	Duke	W	71-63	Championship	3/12/2011	GBO	1-4	Clemson	W	92-87 (ot)	Semifinals
2/28/1980	GBO	2-7	Wake Forest	W	75-62	Quarterfinals	3/13/2011	GBO	1-2	Duke	L	58-75	Championship
2/29/1980	GBO	2-6	Duke	L	61-75	Semifinals	3/9/2012	ATL	1-8	Maryland	W	85-69	Quarterfinals
3/5/1981	MD	2-7	NC State	W	69-54	Quarterfinals	3/10/2012	ATL	1-5	NC State	W	69-67	Semifinals
3/6/1981	MD	2-3	Wake Forest	W	58-57	Semifinals	3/11/2012	ATL	1-3	Florida State	L	82-85	Championship
3/7/1981	MD	2-4	Maryland	W	61-60	Championship	3/15/2013	GBO	3-6	Florida State	W	83-62	Quarterfinals
3/5/1982	GBO	1-8	Georgia Tech	W	55-39	Quarterfinals	3/16/2013	GBO	3-7	Maryland	W	79-76	Semifinals
3/6/1982	GBO	1-4	NC State	W	58-46	Semifinals	3/17/2013	GBO	3-1	Miami	L	77-87	Championship
3/7/1982	GBO	1-2	Virginia	W	47-45	Championship	3/14/2014	GBO	4-5	Pittsburgh	L	75-80	Quarterfinals
3/11/1983	ATL	1-8	Clemson	W	105-79	Quarterfinals	3/11/2015	GBO	5-12	Boston College	W	81-63	Second Round
3/12/1983	ATL	1-4	NC State	L	84-91 (OT)	Semifinals	3/12/2015	GBO	5-4	Louisville	W	70-60	Quarterfinals
3/9/1984	GBO	1-8	Clemson	W	78-66	Quarterfinals	3/13/2015	GBO	5-1	Virginia	W	71-67	Semifinals
3/10/1984	GBO	1-4	Duke	L	75-77	Semifinals	3/14/2015	GBO	5-3	Notre Dame	L	82-90	Championship
3/8/1985	ATL	2-7	Wake Forest	W	72-61 (OT)	Quarterfinals							
3/9/1985	ATL	2-3	NC State	W	57-51	Semifinals							
3/10/1985	ATL	2-1	Georgia Tech	L	54-57	Championship							
3/7/1986	GBO	3-6	Maryland	L	75-85	Quarterfinals							
3/6/1987	MD	1-8	Maryland	W	82-63	Quarterfinals							
3/7/1987	MD	1-4	Virginia	W	84-82 (2OT)	Semifinals							
3/8/1987	MD	1-6	NC State	L	67-68	Championship							
3/11/1988	GBO	1-8	Wake Forest	W	83-62	Quarterfinals							
3/12/1988	GBO	1-5	Maryland	W	74-64	Semifinals							
3/13/1988	GBO	1-3	Duke	L	61-65	Championship							
3/10/1989	ATL	4-5	Georgia Tech	W	77-62	Quarterfinals							

*UNC did not compete in the ACC Tournament in 1961
*UNC received Quarterfinal byes in 1972, '76, '77, '78, '79

Key to Sites: ATL=Omni (1983, 1985, 1989)/Georgia Dome (2001, 2009)/Phillips Arena (2012), Atlanta, Ga.; CHAR=Charlotte Coliseum/Charlotte Bobcats Arena (2008), Charlotte, N.C.; DC=MCI Center, Washington, D.C.; GBO=Greensboro Coliseum, Greensboro, N.C.; MD= Capital Centre, Landover, Md.; RAL=Reynolds Coliseum, Raleigh, N.C.; TAM=St. Pete Times Forum, Tampa, Fla.

Rice had 12 points and seven assists and did not commit a turnover. Fox averaged 17.3 points and 9 rebounds over the three games and was named MVP. Davis averaged 13.7 points and hit nearly 64 percent from three-point range in the Tournament.

The win was the largest in the finals since Carolina beat NC State, 87-50, in 1968.

1994

Carolina faced Wake Forest in the semifinal in what proved to be one of the most exciting games in ACC Tournament history. Wake Forest led, 76-

70, with 2:15 to play, but Derrick Phelps helped cut the deficit to three with 11 seconds left. Phelps then made the first of two free throws and rebounded his own miss on the second. He fed Dante Calabria who drove the lane and hit a twisting bank shot with three seconds remaining for a tie at 81.

Carolina led 84-81 in overtime, but a three-pointer by Rusty LaRue tied the game with 39 seconds left. UNC freshman Jerry Stackhouse, the Tournament's MVP, hit the game-winner on a baseline drive with five seconds to play. Wake Forest guard Randolph Childress, who scored 31

points, just missed a long three-pointer as the clock expired.

Stackhouse had 14 points and seven rebounds and Eric Montross added 12 points and nine rebounds to lead Carolina past Virginia, 73-66, in the title game.

1997

The Tar Heels lost their first three ACC regular-season games, but rallied to go 8-0 in the second half to finish tied for second place. Carolina then swept past Virginia, Wake Forest and NC State



The 1989 team won a legendary ACC Tournament final over Duke in Atlanta.

to claim its 14th Tournament title. Junior guard Shammond Williams earned MVP honors, averaging 20.0 points and 5.0 assists.

Antawn Jamison scored 24 points and grabbed 10 rebounds and point guard Ed Cota had 11 points and 10 assists in the 78-68 quarterfinal win over Virginia. Williams made eight of 11 shots, including four of seven three-pointers, in an 86-73 triumph over the Tim Duncan-led Demon Deacons in the semifinals.

In the championship game, Williams again led Carolina with 23 points, nine of which came on a trio of three-point baskets in a 2:02 span midway through the second half. Jamison added 17 points and a game-high 11 rebounds. Carolina shot 59.0 percent from the floor, the third-highest percentage ever by the winning team in an ACC final.

1998

Carolina repeated as Tournament champions for the first time since 1981-82 with victories over NC State, Maryland and Duke. Those wins avenged regular-season losses against the same three opponents. Jamison injured a muscle in the overtime win over the Terrapins in the semifinal, and was questionable for Sunday's championship game. However, Jamison was relentless against the Blue Devils, sparking UNC to a 15-point win over the nation's top-ranked team with a 22-point, 18-rebound effort that ranks as one of the finest in championship game history.

Jamison had 25 points in the opening round win over the Wolfpack. The Tar Heels trailed throughout much of the second half against Maryland, but rallied behind Shammond Williams to force overtime. Williams added 10 points in the extra stanza to lead Carolina to an 83-73 triumph.

Carolina's win over Duke in the championship game was UNC's sixth in title game matchups against the Blue Devils. The game was tied at 57 with less than 11 minutes to play, but the Tar Heels reeled off the next 13 points. Carolina finished the game shooting 54.4 percent from the floor, while Duke hit on just 32.8 percent of its field goal attempts. Williams and Vince Carter had 19 and 16

CAROLINA'S ACC TOURNAMENT MATRIX												
Opp. Seed	#1	#2	#3	#4	#5	#6	#7	#8	#9	#10	#12	Total
#1	—	4-3	3-2	10-4	8-2	1-3	1-0	14-0	5-0	1-0	—	47-14
UNC's	#2	2-3	—	7-2	3-0	0-0	1-1	10-2	1-0	0-0	—	24-8
Seed	#3	0-3	4-2	—	0-1	0-0	7-1	1-1	1-0	0-0	—	13-8
	#4	0-1	1-0	0-0	—	2-5	0-0	0-0	1-0	0-0	—	4-6
	#5	1-1	0-0	0-0	2-3	—	0-0	0-0	0-0	—	1-0	4-5
	#7	—	1-1	0-1	—	—	—	—	—	—	—	1-2
	#10	—	—	—	—	—	—	0-1	—	—	—	0-1
Overall Record												93-44

points, respectively.

2007

Carolina won its 16th ACC Tournament in 2007 in Tampa, Fla., with wins over Florida State, Boston College and NC State. Prior to 2007, the last time UNC had won both a share of the ACC regular season title and the ACC Tournament in the same season was 1982.

As the Tournament's top seed, Carolina beat No. 9 seed Florida State in the quarterfinals. Wayne Ellington scored 18 points to lead four double-figure scorers in the win over the Seminoles. Brandon Wright scored 20 points to lead the top-seeded Tar Heels to a 71-56 win over No. 4 seed Boston College in the semifinals.

All five Tar Heel starters scored in double figures as Carolina beat NC State, 89-80, in the final. Reyshawn Terry scored eight consecutive points in a late-game stretch to capture the win.

Wright was named MVP, becoming the fifth freshman and fourth Tar Heel freshman to do so. Wright joined UNC's Phil Ford (1978), Sam Perkins (1981) and Jerry Stackhouse (1994) and Duke's Jason Williams (2000) as those to accomplish the feat. Wright, Ellington and Ty Lawson made the All-ACC Tournament team, the first time three freshmen from the same team ever earned that honor.

The 2007 championship was Roy Williams' first as the Tar Heel head coach.

2008

Carolina beat Florida State, Virginia Tech and Clemson to win the 2008 ACC title, its second in a row and an ACC-record 17th overall. The Tar Heels have won back-to-back ACC Tournament titles five times — 1967-68, 1968-69, 1981-82, 1997-98 and 2007-08.

Tyler Hansbrough, Wayne Ellington and Marcus Ginyard were named to the ACC All-Tournament First Team.

Virginia Tech led most of the game in the semifinals. Ellington hit a pair of three-pointers late to tie the game before Hansbrough hit a baseline jump shot with 0.8 seconds left for a 68-66 win. Ellington made 10 of 13 shots from the floor and had 24 points in the championship game win over Clemson.

Hansbrough had 26 points and nine rebounds against the Hokies and 18 points and 11 rebounds in the finals to earn MVP honors.



Vince Carter and Carolina won their second consecutive ACC title in 1998.



MVP Tyler Hansbrough celebrates his 2008 game-winner vs. Virginia Tech.

CAROLINA:

- 17 ACC TOURNAMENT TITLES
- 93 ACC TOURNAMENT WINS
- 33 ACC FINALS
- 24 NO. 1 SEEDS

1957 Season

The Tar Heels had to pull out numerous close games to preserve their perfect 32-0 record and NCAA title. Win No. 17 was a 65-61 triumph over Maryland in double overtime. Tommy Kearns' free throws provided the winning margin in the 18th consecutive win, 75-73, over Duke. The Tar Heels beat Wake Forest for the fourth time in that one year in the ACC Tournament semifinals. Carolina trailed with less than a minute left, but squeaked out a 61-59 win.

Those close games were nothing compared to the drama that unfolded in the Final Four in Kansas City. The Tar Heels won back-to-back triple overtime games against Michigan State and Kansas to capture UNC's first NCAA championship. Pete Brennan's jumper against Michigan State was a key play that extended the game into the second overtime. Joe Quigg's two free throws with six seconds remaining in the third overtime gave Carolina a 54-53 win over Kansas and Wilt Chamberlain in the final. In 1999, Sports Illustrated selected the 1957 NCAA title game as its second-favorite game of all-time.

UNC 87, Davidson 85
March 15, 1969

Charles Scott almost single-handedly carried the Tar Heels to victory in the NCAA East Regional final in College Park, Md. Scott connected on 10 of 14 field goal attempts in the second half. Davidson had the ball with 1:05 remaining and the score tied, 85-85, but Gerald Tuttle drew a charge for the Tar Heels. Scott hit a 20-footer with three seconds left and Carolina advanced to its third consecutive Final Four.

UNC 73, Duke 71
January 19, 1974

The Tar Heels defeated the Blue Devils on a last-second shot at Cameron Indoor Stadium. The Tar Heels rallied to tie the score and Duke had the ball at half-court with four seconds left. Bobby Jones stole the inbounds pass and hit an off-balance lay-up with one second left to give Carolina a 73-71 win.

UNC 96, Duke 92 (OT)
March 2, 1974

In one of the most famous comebacks in college basketball, the Tar Heels rallied from eight points down with 17 seconds remaining against Duke to force overtime. Trailing 86-78, Bobby Jones made both ends of a one-and-one with just 17 seconds left. John Kuester cut the deficit to four with 13 seconds to play with a lay-up after Duke threw away the inbounds pass. The Blue Devils again lost the inbounds pass and Jones cut the deficit to two on a put-back off an Ed Stahl miss. Six seconds remained. The Tar Heels fouled Pete Kramer with four seconds left, and he missed the front end of the one-and-one. Stahl grabbed the rebound and called a timeout with three ticks left. Mitch Kupchak in-bounded the ball to Walter Davis, who launched a 25-foot shot as time expired. The shot banked off the glass to



The UNC bench jumps for joy as Charles Scott hits the game-winner as time expires, giving the Tar Heels an 87-85 win over Davidson in the 1969 NCAA East Regional Final.

tie the score at 86-86. Carmichael Auditorium erupted and Carolina went on to win 96-92 in overtime.

UNC 101, Wake Forest 100 (OT)
March 6, 1975


Carolina trailed Wake Forest, 90-82, with 50 seconds remaining in the ACC quarterfinals. Phil Ford hit a 20-footer with 43 ticks left and Mitch Kupchak followed a Deacon turnover with a driving layup with 34 seconds to play. Wake Forest's inbounds pass grazed the scoreboard, turning the ball back to Carolina. Walter Davis scored to make it 90-88 with 29 seconds left. The Deacons failed to convert two one-and-one opportunities before Brad Hoffman drove the baseline and nailed a 12-footer to tie the game with two seconds left. The Tar Heels pulled out the 101-100 win in overtime and went on to capture the ACC title two days later.

UNC 70, N.C. State 69
January 17, 1979

Carolina charged out to a 40-19 halftime lead and led by 17 with 10:30 to play, but the Wolfpack got hot. Kenny Matthews hit a jumper with 32 seconds left that gave State a 69-68 lead. Dudley Bradley missed a jumper for the Tar Heels and State grabbed the rebound with 16 seconds left. Reynolds Coliseum celebrated. But Bradley stole the ball from Clyde Austin at mid-court and drove in for the game-winning dunk and a 70-69 triumph.

UNC 63, Georgetown 62
March 29, 1982

Michael Jordan hit a jumper from the left wing with 17 seconds to play to give Dean Smith his first national championship. Final Four MVP



Dudley Bradley's steal and dunk in the final seconds gave the Tar Heels a 70-69 win at NC State on January 17, 1979.

Sally Sather

James Worthy had 28 points, but it was the freshman Jordan who took a pass from Jimmy Black and made the game-winning shot. Worthy stole an errant pass from Hoya forward Fred Brown in the final seconds to clinch the title.

UNC 70, Tulane 68 (3 OT)
November 30, 1982

John Williams made two free throws with eight seconds to play to give Tulane a 53-51 edge. Michael Jordan was whistled for an offensive foul with four seconds remaining, and it appeared the Tar Heels would start a season with three successive losses for the first time since 1928-29. However, Jordan stole the inbounds pass and hit a 24-foot prayer at the buzzer to tie the game. Carolina prevailed, 70-68, in triple overtime.

UNC 64, Virginia 63
February 10, 1983

Carolina trailed second-ranked Virginia by 16 points in the second half and was down 63-53 with 4:12 remaining. Jimmy Braddock hit a three-pointer and Matt Doherty and Sam Perkins each converted one-and-ones to close the gap to 63-60 with 2:54 remaining. Virginia held the ball and Perkins was forced to foul Ralph Sampson with 1:20 left. The All-America center missed the front end of his one-and-one. Braddock missed a three-pointer, but Michael Jordan was there to put in the rebound. As Rick Carlisle dribbled up-court, Jordan stole the ball and slammed it home for a 64-63 Tar Heel lead. Carlisle missed a last-second shot and Jordan grabbed the rebound in front of a delirious Carmichael crowd.

UNC 75, Maryland 74
January 9, 1985

Lefty Driesell's Maryland Terrapins seemed poised to knock off Carolina at Carmichael Auditorium. The Terps led 72-69 with 23 seconds left and Keith Gatlin on the line for a one-and-one. The 83 percent foul shooter missed the front end and UNC's Kenny Smith sank a jump shot with 16 seconds left. Adrian Branch, a 78 percent free-throw shooter, also missed. Dave Popson provided the winning points with a high-arching jumper with nine seconds to play. Curtis Hunter's steal and free throws secured the win.

UNC 60, Notre Dame 58
March 16, 1985

In the second round of the NCAA Tournament, the higher-seeded Tar Heels had to play at Notre Dame. Tied at 58 with 1:38 left, the Irish held for the last shot. Irish point guard David Rivers lost control of the ball, enabling Curtis Hunter to scoop it up and make a lead pass to Kenny Smith. Smith slammed it home, then stole the inbounds



Walter Davis (No. 24) capped an eight-point comeback in the final 17 seconds of regulation with this 25-foot shot at the buzzer on March 2, 1974. Carolina went on to defeat Duke, 96-92, in overtime.

pass to seal the win.

UNC 96, Syracuse 93 (OT)
November 21, 1987

Undermanned Carolina faced top-ranked Syracuse in the Hall of Fame Tip-Off Classic and the Orange led by 14 with 15:39 to play. Carolina stormed back and sent the game into overtime when freshman Pete Chilcutt hit a turnaround jumper at the horn to tie the game at 85.

UNC 80, James Madison 79
November 24, 1989

The Tar Heels trailed Lefty Driesell's Dukes, 79-70, with less than a minute to play in the Maui Classic. An offensive rebound basket by Rick Fox and a steal and three-pointer by Hubert Davis cut the deficit to four with 48 seconds to play. Pete Chilcutt hit a three to pull within one with 10 ticks remaining. The Tar Heels had one last chance after a JMU player stepped out of bounds and King Rice tossed an off-balance runner from the top of the key that banked in at the buzzer.

UNC 79, Oklahoma 77
March 17, 1990

The Tar Heels trailed No. 1 ranked Oklahoma, 74-73, with 55 seconds to play when Rick Fox nailed a three-pointer from 25 feet away. The Sooners answered with a conventional three-point play and led, 77-76, but King Rice was fouled with 10 seconds left. Rice hit the first shot, but missed the second. The rebound went out-of-bounds to Carolina with eight seconds to play. Fox hit a driving bank shot off the glass as time expired that gave the Tar Heels a 79-77 win and

a 10th consecutive trip to the Sweet 16.

UNC 80, Wake Forest 78
February 8, 1992

Just three days after knocking off No. 1 Duke, Carolina rallied from 22 points behind to defeat Wake Forest, 80-78, on Brian Reese's jumper at the buzzer. The comeback was the largest in Tar Heel history. UNC trailed by 20 with 14:49 to play and by 11 with 6:17 to go before a 10-0 run cut the Deacs lead to 75-74. Pat Sullivan tied the game at 78 with a pair of free throws with 38 seconds left. Reese set up the final possession with a steal with 16 seconds to go. He drove the lane and missed, but grabbed his own rebound and launched a 12-footer at the buzzer for the win.

UNC 82, Florida State 77
January 27, 1993

The Seminoles jumped out to a 45-28 advantage at the half and later extended the lead to as many as 21 points. Carolina trailed 73-54 with less than nine minutes to play. The Tar Heels, keyed by a pair of three-pointers by Henrik Rodl, then ran off 15 straight points and Eric Montross hit a jump hook with 1:59 left to cut the FSU lead to 77-76. George Lynch stole a crosscourt pass by Charlie Ward and slammed the ball home to give Carolina a 78-77 lead. Clutch foul shooting by Donald Williams sealed the 82-77 victory. The Tar Heels outscored the Seminoles 28-4 over the last nine minutes.

1993 NCAA Tournament

The Tar Heels had to overcome double-digit deficits on three different occasions. Carolina trailed Arkansas, 25-14, more than 10 minutes into the first half of the East Regional semifinal. Sparked by George Lynch and Donald Williams, the Tar Heels went on a 14-3 run to tie the game at 28. Carolina fell behind 38-31 before knotting the score at 45 at halftime and eventually prevailing 80-74.

The Tar Heels trailed Cincinnati 29-14 in the regional final with less than seven minutes remaining in the first half. Nick Van Exel hit his sixth three-pointer of the half with 4:50 remaining to chalk up his 21st point and a 33-20 UC lead. Led by Derrick Phelps' defense, Carolina cut the deficit to one by halftime, held Van Exel to only two points in the final 20 minutes and pulled out a 75-68 overtime win.

The Tar Heels fell behind Michigan, 23-13, in the national championship game. Carolina went on a 12-2 run to tie the game, capped off by a three-pointer by Donald Williams. Carolina took a 42-36 halftime lead and went on to win the title, 77-71. Williams finished with 25 points and hit four free throws in the final minutes to secure the win.

UNC 86, Wake Forest 84 (OT)
March 12, 1994

The Tar Heels erased a five-point deficit in the final 1:15 of regulation to down the Demon Deacons, 86-84, in overtime in the ACC semifinals. Leading 81-78, Wake Forest chose to foul Derrick Phelps with 11.8 seconds left. Phelps made the first free throw and missed the second, but grabbed the rebound. He found Dante Calabria, whose baseline drive and basket with 3.8 ticks left tied the score at 81. Freshman Jerry Stackhouse took a pass from Phelps and hit a driving shot to win the game, 86-84. Carolina went on to win its 13th ACC title the next day with a 73-66 victory over Virginia.

UNC 62, Wake Forest 61
January 28, 1995

Winston-Salem was the stage for a battle between sophomore centers Rasheed Wallace and Tim Duncan. Duncan had 18 points, 17 rebounds and seven blocks, and Wallace countered with 17 points, 10 rebounds and three blocks. Carolina trailed Wake Forest 53-43 with 6:39 left. Strong inside play from Wallace and the three-point shooting of Jeff McInnis and Donald Williams brought UNC to within one at 61-60. Williams then hit a running one-hander from the right side of the lane with 5.5 seconds remaining for a 62-61 win.

UNC 102, Duke 100 (2 OT)
February 2, 1995

The Tar Heels jumped out to a 26-9 lead on a spectacular reverse dunk by Jerry Stackhouse over two Blue Devils. Duke pulled within five at halftime and led by as many as 12 in the second half. UNC battled back from a nine-point deficit with 6:18 remaining to force overtime. The Tar Heels led by nine, but Duke made three three-pointers, including a 30-footer from Jeff Capel at the buzzer, to knot the score at 95 and force a second overtime. Donald Williams hit a pair of 12-footers in the second OT and Jeff McInnis had a steal and lay-up with under a minute to play to give Carolina a 102-100 win. Stackhouse and Rasheed Wallace each had 25 points and Williams added 24 in one of the greatest college basketball games ever played.

UNC 73, Duke 72
January 31, 1996

The Blue Devils' lead was three when Ademola Okulaja grabbed an offensive rebound and scored to make it 69-68 with 1:55 to go. Steve Wojciechowski hit a three-pointer for a 72-68 Duke lead with 1:13 to play, but Shammond Williams countered with a three of his own 15 seconds later. Duke turned the ball over and the Tar Heels nearly returned the favor, but Williams forced a jump ball after a scramble. Possession favored UNC and Jeff McInnis drove into the lane and fed Serge Zwicker, whose shot was blocked by Greg Newton. Dante Calabria tipped the loose ball in for a 73-72 lead. Duke had one final chance to win, but Ricky Price's baseline



Jerry Stackhouse scored 25 points in the 102-100, double-overtime win at Duke in 1995.

jumper at the buzzer hit the front of the rim.

UNC 59, N.C. State 56
January 15, 1997

The Tar Heels began ACC play with three straight losses for the first time in history. Carolina led 36-28 at halftime, but did not score a field goal in the second half until the 8:09 mark and had just two baskets in the first 18 minutes of the second stanza. The Wolfpack led 56-47 with 2:00 to play, but the Tar Heels went on a 12-0 run to finish the game. Antawn Jamison began the rally by forcing a steal and Shammond Williams hit a lay-up to pull within seven. Williams hit a three-pointer and Jamison added a lay-up to pull within two points with 50 seconds to play. Trailing by one with 28 seconds left, Carolina fouled and State missed the front end of a one-and-one. The Tar Heels went ahead for good with 12 seconds to play as Ademola Okulaja fed Jamison on the low block for a lay-up. Vince Carter stole the inbounds pass after the go-ahead score to secure the win.

UNC 45, N.C. State 44
February 12, 1997

This was the lowest scoring output in a win during Dean Smith's 36 years as head coach. The Tar Heels trailed 28-19 at the half, but pulled within 42-41 with 7:25 to play. Neither team scored until a Damon Thornton basket with 2:03 left gave State a 44-41 advantage. Serge Zwicker scored for UNC to make it 44-43. With 12.3 seconds to play, Antawn Jamison forced a turnover and freshman point guard Ed Cota drove to the left baseline and lofted a floater which found

the net with 4.5 seconds remaining. Vince Carter blocked State's last shot at the buzzer to clinch the victory.

UNC 107, Ga. Tech 100 (2 OT)
February 8, 1998

The Tar Heels let a seven-point lead slip away in the final minute of regulation, but Shammond Williams put on an awesome three-point shooting display as Carolina prevailed, 107-100, in double-overtime in Atlanta. Williams forced a second overtime with a pair of free throws with six seconds left in the first extra period. In the second OT, Williams scored 12 of his career-high 42 points, including two three-pointers.

UNC 74, Tennessee 69
March 24, 2000

Carolina was unranked for the first time in 10 years and entered the NCAA Tournament as the No. 8 seed. The Tar Heels trailed 10th-ranked Tennessee, 39-36, at halftime of the regional semifinal. The Vols led by two when UNC center Brendan Haywood fouled out with 8:03 left and led, 64-57, with 4:48 to play. But freshman Joseph Forte hit a three-pointer and Jason Capel had a steal and lay-up to make it 64-62 with 3:41 left. Ed Cota tied the game on a driving lay-up and followed with a jumper to give UNC the lead with 1:59 left. Forte, Julius Peppers and Cota each hit two free throws in the final 0:34 to cap a 15-3 Tar Heel run and a 74-69 win.

UNC 70, Wake Forest 69
January 6, 2001

Brendan Haywood grabbed a loose ball in the lane and scored with 3.3 seconds to play to give the Tar Heels the win over No. 4-ranked and previously undefeated Wake Forest. Haywood finished with 24 points and 10 rebounds. His basket marked the fourth lead change in the final 1:22.

UNC 85, Duke 83
February 1, 2001

Joseph Forte had 24 points, 16 rebounds (a UNC record for guards), six assists and three steals. The Tar Heels blistered the Cameron Indoor Stadium nets by shooting 51.5 percent from the floor. Carolina led by as many as 13 in the first half, but Duke took the lead midway through the second half. Ronald Curry scored six straight points in 48 seconds to give the Tar Heels a 63-59 lead. UNC later built a seven-point lead, but the Blue Devils tied the score with three seconds left. On the ensuing inbounds play, Shane Battier fouled Brendan Haywood and the UNC seven-footer hit both free throws with one second left for the win.

UNC 86, Connecticut 83
January 17, 2004

Rashad McCants scored 27 points against the Huskies for the second straight year and for the second year in a row the Tar Heels upset Connecticut in the Smith Center. McCants scored the last 10 points of the game for Carolina, including

a three-pointer with just over six seconds to play. The Huskies would go on to win the national championship. It was Roy Williams' first win as UNC's head coach over a No. 1 ranked team.

UNC 75, Duke 73
March 6, 2005

Carolina trailed, 73-64, after Blue Devil forward Lee Melchionni hit a three with 3:03 to play. But the Tar Heels outscored Duke, 11-0, the rest of the way to clinch the regular-season ACC title. Trailing by two with less than 30 seconds to play, David Noel stripped Daniel Ewing of the ball and Raymond Felton grabbed the loose ball and called timeout. On the ensuing possession, Felton hit the first of two free throws, Marvin Williams rebounded his missed second free throw and scored the go-ahead basket with 17 seconds to play. Sean May led UNC with 26 points and 24 rebounds.

UNC 75, Illinois 70
April 4, 2005

Final Four MVP Sean May led UNC with 26 points and 10 rebounds, while Raymond Felton's and Marvin Williams' late heroics gave Roy Williams his first NCAA title. Marvin Williams broke a 70-all tie with a tip-in basket with 1:27 to play. Leading 72-70, Felton, who earlier hit a three-pointer to break a 65-65 tie, stole an Illini pass with 31 seconds to play and hit three of four free throws to cap the win.

UNC vs. Clemson
2007-08 Regular Season

Carolina beat Clemson in a pair of close games during the 2007-08 regular season. In the first meeting on Jan. 6, 2008, in Clemson, Wayne Ellington hit a three-pointer with 0.4 seconds remaining in overtime to give UNC a 90-88 win. Ellington scored a career-high 36 points in the game, connecting on five three-pointers. The final shot by Ellington marked UNC's first late game-winner since David Noel rattled in a three-



Marvin Williams' three-point play clinched the 2005 win over Duke.

Bob Donnan

pointer with 1.8 seconds left on Nov. 19, 2005, to beat Gardner-Webb in the Smith Center and marked Carolina's first overtime win under head coach Roy Williams.

In the return matchup in Chapel Hill on Feb. 10, Tyler Hansbrough scored 13 of his 39 points in the two overtime periods as Carolina rallied from 15 points down to beat the Tigers, 103-93, in double overtime. The Tar Heels trailed by 11 points with 3:12 left to play in regulation before scoring nine straight points to cut the lead to 79-77. Quentin Thomas hit a driving layup to force the first overtime and UNC eventually won in the second extra stanza.

UNC 80, Florida State 77
Jan. 28, 2009

Ty Lawson sank a game-winning three-pointer as time expired to beat Florida State, 80-77, in Tallahassee in a game in which UNC led by 11 at the half, but trailed by as many as five with less than seven minutes to play. Danny Green's steal

and three-point play tied the game at 77 with 1:12 to play, then Tyler Hansbrough forced a turnover by Toney Douglas with 3.2 seconds remaining. Hansbrough inbounded the ball to Lawson, who raced from his own free throw line to just outside the top of the key before launching a floater that found the bottom of the net as the buzzer rang.

2011 ACC Tournament

The Tar Heels trailed by 19 points against Miami in the quarterfinals but rallied for a 61-59 win on a buzzer-beating layup by Tyler Zeller after a drive and pass from freshman point guard Kendall Marshall. It was the largest comeback by UNC in ACC Tournament history. The Hurricanes led, 53-34, with 9:51 to play but Carolina scored 27 of the final 33 points.

The next day, fourth-seeded Clemson led the #1 seed Tar Heels, 38-28, at the half before UNC rallied again for a 92-87 win in overtime. The 10-point halftime deficit is the largest Carolina has ever overcome to win at the ACC Tournament. Harrison Barnes scored 40 points, including 14 in overtime, to tie the ACC freshman scoring record and set a record for freshman scoring in an ACC Tournament game.

UNC 85, N.C. State 84
February 26, 2014

Marcus Paige scored 31 of his 35 points in the second half and overtime including a coast-to-coast game-winning layup with 0.9 seconds to play. Paige outdueled eventual ACC Player of the Year T.J. Warren, who led the Pack with 36. UNC trailed by double digits in the first half and by six points both late in regulation and in extra time. Paige hit seven threes and J.P. Tokoto had 16 points and 10 rebounds.



Marcus Paige hit this driving layup with under a second left to beat NC State and complete a double-digit comeback on Feb. 25, 2014.

J.D. Lyon Jr.

NBA LEGACY

ESPN RECENTLY RANKED UNC THE NO. 1 SCHOOL IN THE NATION IN PRODUCING THE BEST PROS IN THE MODERN NBA DRAFT ERA (SINCE 1989) BASED ON THE QUALITY OF THE FORMER PLAYERS' PRO CAREERS.



Charlotte Hornets owner
Michael Jordan



Antawn Jamison
and Vince Carter

“UNC is a plus-four school, meaning that if I rate a player as the 10th-best player in the NBA Draft, being a Tar Heel automatically jumps him to number six. The plus-four rating is based upon the success of former Tar Heels in the NBA.”

**– John Gabriel
New York Knicks
Scouting Director**



Sacramento Kings coach
George Karl

18 NBA PLAYERS

(PRIOR TO 2015-16 SEASON)

HARRISON BARNES, GOLDEN STATE

REGGIE BULLOCK, DETROIT

VINCE CARTER, MEMPHIS

ED DAVIS, PORTLAND

WAYNE ELLINGTON, BROOKLYN

RAYMOND FELTON, DALLAS

DANNY GREEN, SAN ANTONIO

P.J. HAIRSTON, CHARLOTTE

TYLER HANSBROUGH, CHARLOTTE

BRENDAN HAYWOOD, FREE AGENT

JOHN HENSON, MILWAUKEE

TY LAWSON, HOUSTON

KENDALL MARSHALL, PHILADELPHIA

JAMES MICHAEL MCADOO, GOLDEN STATE

J.P. TOKOTO, PHILADELPHIA

MARVIN WILLIAMS, CHARLOTTE

BRANDAN WRIGHT, MEMPHIS

TYLER ZELLER, BOSTON

PROFESSIONAL PLAYERS OVERSEAS

MARCUS GINYARD

WILL GRAVES

JUSTIN KNOX

KRIS LANG

SEAN MAY

DAVID NOEL






REYSHAWN TERRY

DEON THOMPSON

JUSTIN WATTS

JAWAD WILLIAMS

UNC TO THE NEXT LEVEL



A 2012 report from The Wall Street Journal found that since 1985, NBA-bound players from Carolina had earned over \$853 million, more than basketball alumni from any other university.

“It’s absolutely fair to say that the Tar Heels are the first college team – possibly in any sport – whose former athletes have earned more than \$1 billion in salary playing that sport professionally. If you factor in endorsement income, [Michael] Jordan alone might make the Tar Heels’ lead insurmountable.”

Lakers GM
Mitch Kupchak

CAROLINA HAS HAD 108 PLAYERS DRAFTED BY NBA TEAMS AND 46 FIRST-ROUND PICKS, MOST IN THE ACC BY A WIDE MARGIN. NINETEEN OF THOSE DRAFTEES HAVE PLAYED FOR ROY WILLIAMS IN THE LAST 12 SEASONS.



NBA PIPELINE

HEAD COACH ROY WILLIAMS HAS COACHED 19 FORMER TAR HEELS WHO HAVE BEEN SELECTED IN THE NBA DRAFT, INCLUDING 15 IN THE FIRST ROUND.



“When it comes to impact on the NBA, one program clearly stands apart from the rest. Two schools, North Carolina and UCLA, have developed the most quality NBA talent over the span of the last 60 years of league history, and over the last 25 years the Tar Heels have left the Bruins far behind.

“Carolina has had more first round draft picks than any other program. Those draft picks have gone on to consistently meet or beat expectations for their performance in the NBA. As icing on the cake, Carolina has also had more former players develop into winning NBA coaches than any other college program, and in this regard there is not even a close second.”

– *DraftExpress.com*

CAROLINA HAS PRODUCED
46 NBA FIRST-ROUND DRAFT
PICKS, INCLUDING 35 SINCE
1980, TO LEAD THE NATION.

Harrison
Barnes



Marvin
Williams



John
Henson



Kendall
Marshall



Tyler
Hansbrough



Ty
Lawson



Tyler
Zeller




Ed
Davis



Reggie
Bullock



Brendan
Haywood



Vince
Carter



Harrison Barnes ♦ Golden State Warriors

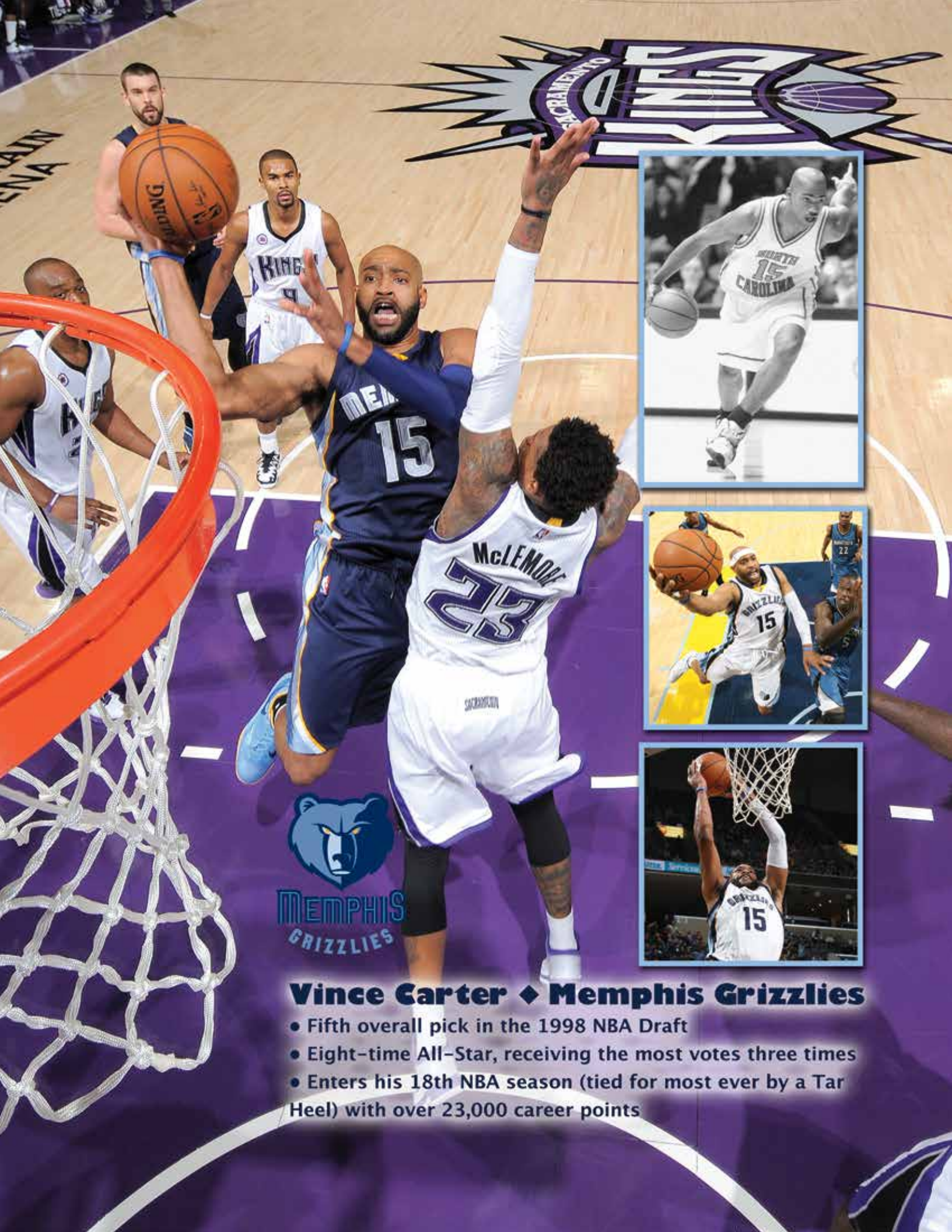
- Starting wing for the 2015 NBA champion Warriors
- The only Warrior to start all 82 regular season & all 21 playoff games in 2014-15
- A lottery pick in 2012





Reggie Bullock ♦ Detroit Pistons

- Traded to Detroit prior to the 2015-16 season
- Played with the Clippers and Suns in 2014-15
- First-round pick (25th) overall in the 2013 NBA Draft





Vince Carter ♦ Memphis Grizzlies

- Fifth overall pick in the 1998 NBA Draft
- Eight-time All-Star, receiving the most votes three times
- Enters his 18th NBA season (tied for most ever by a Tar Heel) with over 23,000 career points



Ed Davis ♦ Portland Trail Blazers

- Entering his sixth NBA season and his first year with the Blazers
- A lottery pick in 2010
- Signed a three-year contract with Portland in July 2015 after shooting a career-high 60.1 percent in 2014-15



Wayne Ellington ♦ Brooklyn Nets


- Signed with the Nets prior to the 2015-16 season
- A 38 percent career three-point shooter in six NBA seasons
- Averaged 10.0 points per game in 2014-15 for the Lakers





Raymond Felton ♦ Dallas Mavericks

- Entering his second season with Dallas and his 11th in the NBA
- Has career averages of 12.7 points and 6.3 assists per game
- Lottery pick (fifth overall) in 2005



Danny Green ♦ San Antonio Spurs

- Signed a four-year contract extension with San Antonio after the 2014-15 season
- Averaged career highs in minutes, points, rebounds, assists, steals and blocks in 2014-15
- Starting shooting guard for the 2014 NBA champion Spurs
- Joins James Worthy and Michael Jordan as the only Tar Heels with NCAA (2009) and NBA (2014) championships





P.J. Hairston ♦ Charlotte Hornets

- Second-year shooting guard who played in 45 games as a rookie in 2014-15
- First-round pick in the 2014 NBA Draft
- Carolina's 46th first-round NBA Draft pick

NOVANT HEALTH



TORONTO
50



Tyler Hansbrough ♦ Charlotte Hornets

- Entering his seventh NBA season and his first in Charlotte
- A lottery pick in 2009
- Helped lead the Raptors to the Atlantic Division title in 2013-14

15




John Henson ♦ Milwaukee Bucks

- Lottery pick (14th overall) in the 2012 NBA Draft
- Saw action in 67 games in 2014-15, helping the Bucks to the playoffs
- Signed a four-year, \$45 million contract extension with Milwaukee prior to the 2015-16 season



Ty Lawson ♦ Houston Rockets

- First-round draft pick in 2009 traded to Houston after the 2014-15 season
- Averaged 15.2 points and a career-high 9.6 assists in 2014-15
- Has a career assist/turnover ratio of 2.94



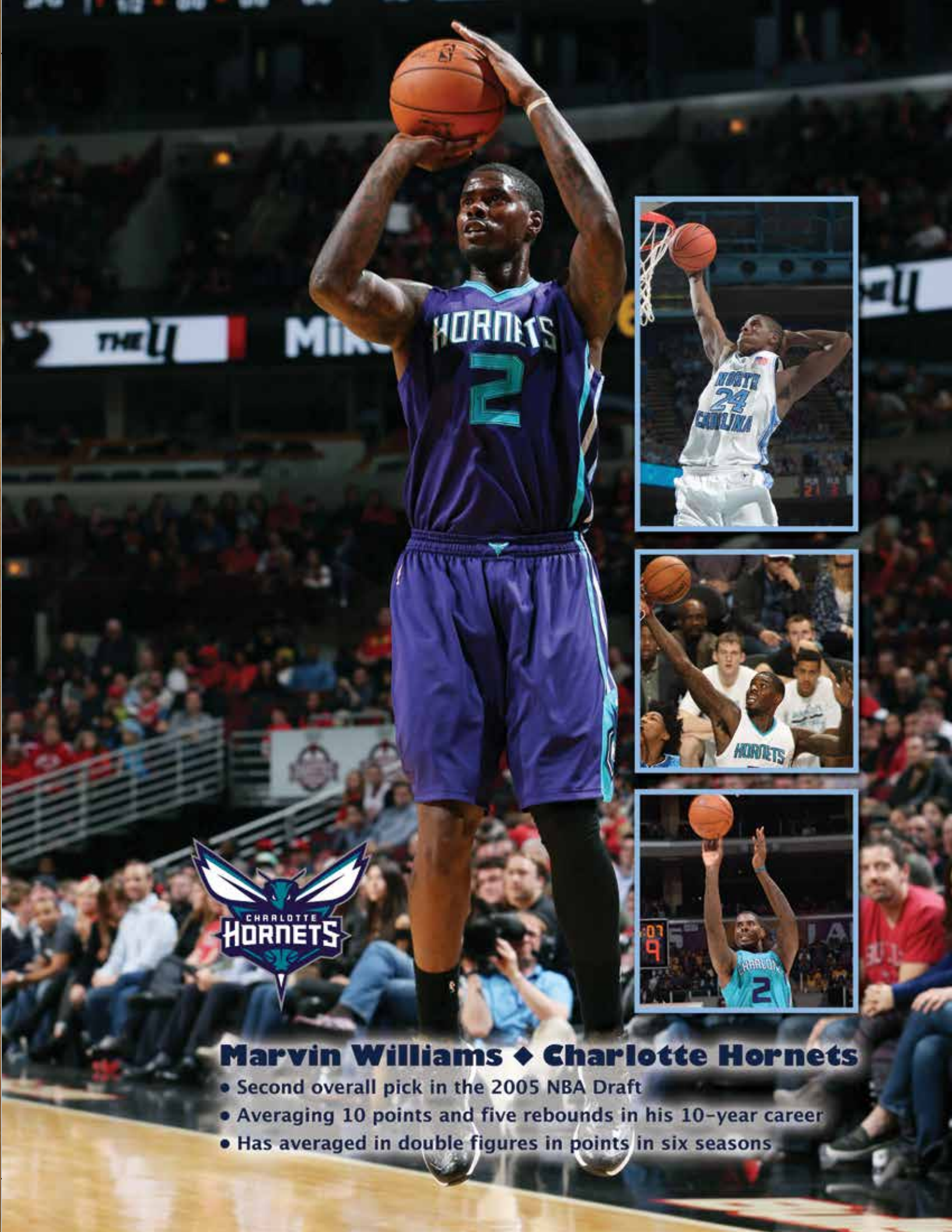
Kendall Marshall ♦ Philadelphia 76ers

- Played in 28 games in 2014-15 for Milwaukee before suffering a knee injury. Signed with Philadelphia in Sept. 2015.
- Ranked second in the NBA with 8.8 assists per game in 2013-14
- Lottery pick (13th overall) in the first round of the 2012 NBA Draft



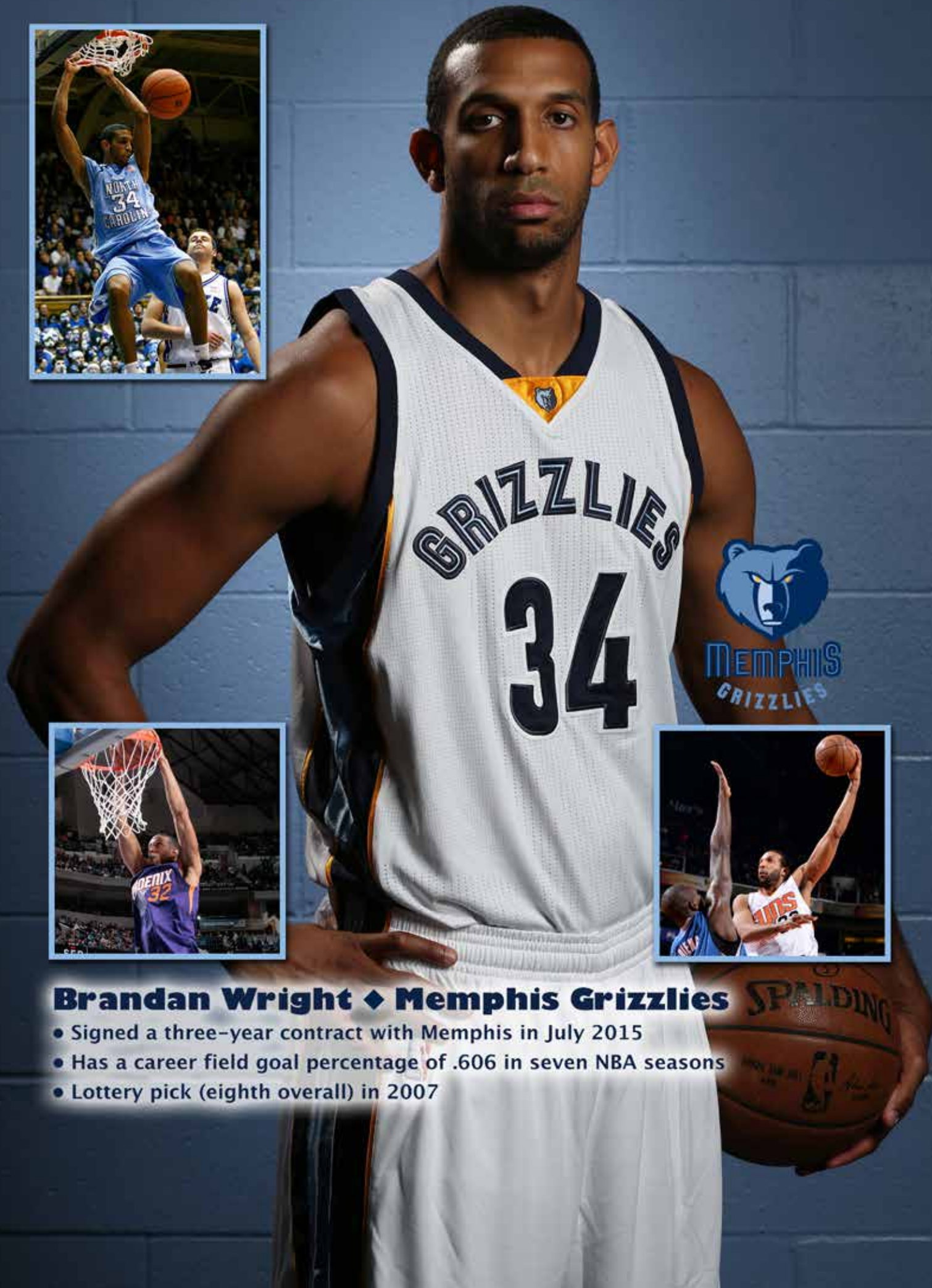
James Michael McAdoo ♦ Golden State Warriors

- Won a 2015 NBA title with Golden State as a rookie in 2014–15
- Played for both the Warriors and their NBDL affiliate, winning a championship with each team in 2015
- Saw action in five playoff games on the way to the NBA title



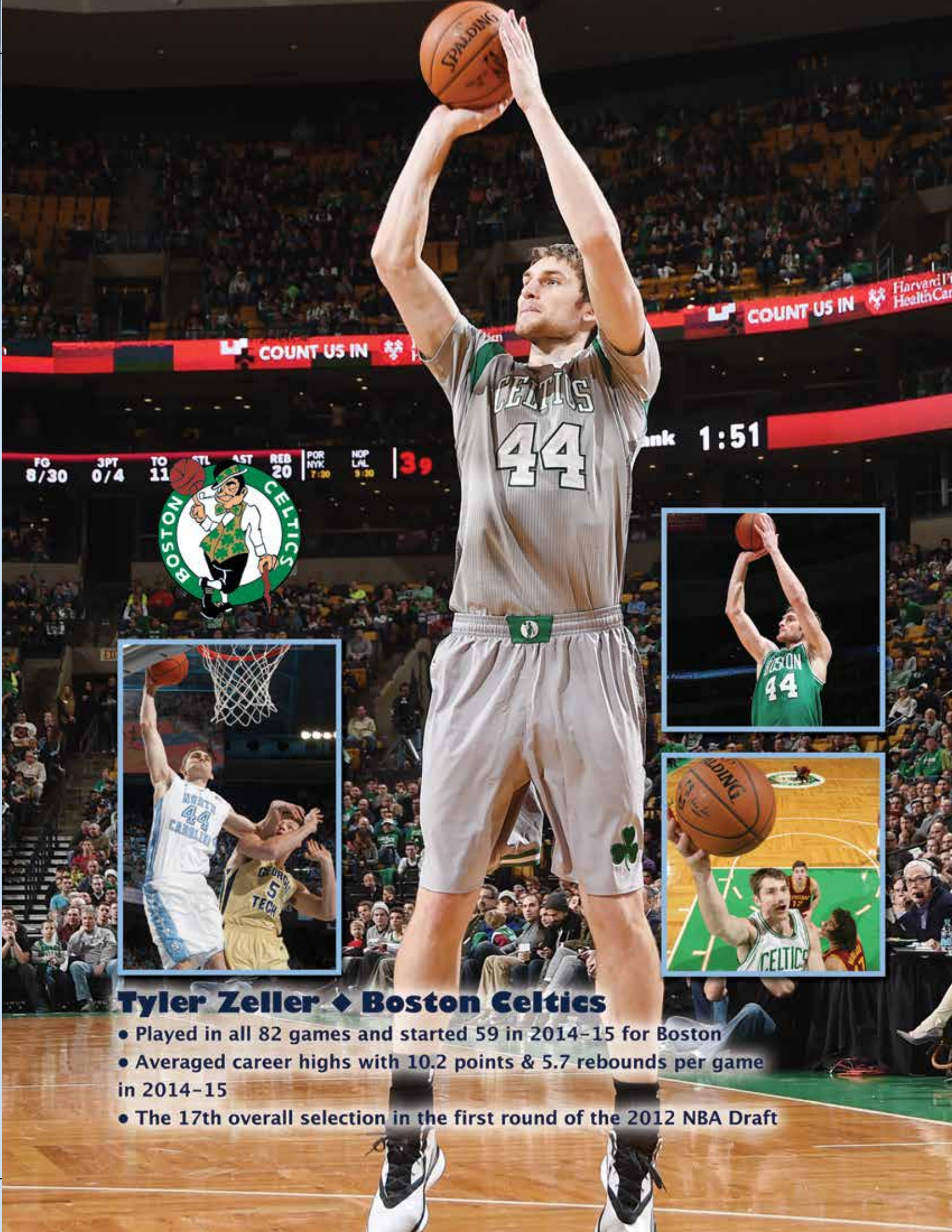
Marvin Williams ♦ Charlotte Hornets

- Second overall pick in the 2005 NBA Draft
- Averaging 10 points and five rebounds in his 10-year career
- Has averaged in double figures in points in six seasons



Brandon Wright ♦ Memphis Grizzlies

- Signed a three-year contract with Memphis in July 2015
- Has a career field goal percentage of .606 in seven NBA seasons
- Lottery pick (eighth overall) in 2007



FG 8/30 JPT 0/4 TO 11 STL 1 AST 20 REB 20 POR NYK 7:30 HOP LAL 9:30 | 39




Bank 1:51



Tyler Zeller ♦ Boston Celtics

- Played in all 82 games and started 59 in 2014-15 for Boston
- Averaged career highs with 10.2 points & 5.7 rebounds per game in 2014-15
- The 17th overall selection in the first round of the 2012 NBA Draft


Year	Player	NBA Team	Round	# Pick	# Overall
1947	Fritz Nagy*	Pittsburgh Ironmen	n/a	n/a	n/a
1948	Hook Dillon	Chicago Stags	n/a	n/a	n/a
1948	Norman Kohler	Indianapolis Olympians	n/a	n/a	n/a
1948	Bob Paxton	Indianapolis Olympians	n/a	n/a	n/a
1957	Lennie Rosenbluth	Philadelphia Warriors	1st	6	6
1958	Pete Brennan	New York Knicks	1st	4	4
1958	Joe Quigg	New York Knicks	2nd	4	12
1958	Tommy Kearns	Syracuse Nationals	4th	6	29
1960	Lee Shaffer	Syracuse Nationals	1st	5	5
1960	Doug Moe	Detroit Pistons	7th	4	52
1961	York Larese	Chicago Packers	2nd	11	20
1961	Doug Moe	Chicago Packers	2nd	13	22
1961	Dick Kepley	St. Louis Hawks	11th	7	98
1962	Jim Hudock	Philadelphia Warriors	6th	7	50
1962	Ken McComb	Philadelphia Warriors	10th	6	84
1962	Donnie Walsh	Philadelphia Warriors	11th	5	89
1963	Larry Brown	Baltimore Bullets	7th	2	55
1965	Billy Cunningham	Philadelphia 76ers	1st	4	4
1966	Bob Bennett	New York Knicks	13th	1	101
1967	Bob Lewis	San Francisco Warriors	4th	8	39
1967	Mark Mirken	New York Knicks	11th	4	117
1968	Larry Miller	Philadelphia 76ers	5th	12	62
1969	Bill Bunting	New York Knicks	2nd	11	26
1969	Dick Grubar	Los Angeles Lakers	6th	12	83
1969	Rusty Clark	Detroit Pistons	11th	4	145
1970	Charles Scott	Boston Celtics	7th	4	106
1971	Lee Dedmon	Los Angeles Lakers	5th	13	81
1972	Robert McAdoo	Buffalo Braves	1st	2	2
1972	Dennis Wuycik	Boston Celtics	2nd	14	27
1972	Bill Chamberlain	Golden State Warriors	3rd	13	43
1972	Steve Previs	Boston Celtics	7th	14	111
1972	Kim Hubbard	Buffalo Braves	13th	2	176
1972	Craig Corson	Buffalo Braves	14th	2	182
1973	George Karl	New York Knicks	4th	14	66
1973	Donn Johnston	Buffalo Braves	18th	1	207
1974	Bobby Jones	Houston Rockets	1st	5	5
1974	Darrell Elston	Atlanta Hawks	3rd	7	43
1974	John O'Donnell	New York Knicks	10th	14	174
1975	Donald Washington	New York Knicks	5th	8	80
1975	Ed Stahl	Kansas City-Omaha Kings	5th	13	85
1976	Mitch Kupchak	Washington Bullets	1st	13	13
1977	Walter Davis	Phoenix Suns	1st	5	5
1977	Tommy LaGarde	Denver Nuggets	1st	9	9
1977	John Kuester	Kansas City Kings	3rd	9	53
1977	Bruce Buckley	San Antonio Spurs	6th	15	125
1978	Phil Ford	Kansas City Kings	1st	2	2
1978	Geff Crompton	Kansas City Kings	4th	4	70
1978	Tom Zaliagiris	Milwaukee Bucks	8th	12	164
1979	Dudley Bradley	Indiana Pacers	1st	13	13
1980	Mike O'Koren	New Jersey Nets	1st	6	6
1980	John Virgil	Golden State Warriors	3rd	3	49
1980	Rich Yonakor	San Antonio Spurs	3rd	15	61
1980	Jeff Wolf	Milwaukee Bucks	4th	17	86
1980	Dave Colescott	Utah Jazz	7th	2	140
1981	Al Wood	Atlanta Hawks	1st	4	4
1981	Pete Budko	Dallas Mavericks	5th	1	93
1981	Mike Pepper	San Diego Clippers	6th	8	123
1982	James Worthy	Los Angeles Lakers	1st	1	1
1982	Jimmy Black	New Jersey Nets	3rd	13	59
1982	Chris Brust	Denver Nuggets	6th	16	131
1982	Jeb Barlow	Denver Nuggets	7th	15	153
1983	Jimmy Braddock	Denver Nuggets	5th	14	107
1984	Michael Jordan	Chicago Bulls	1st	3	3
1984	Sam Perkins	Dallas Mavericks	1st	4	4
1984	Matt Doherty	Cleveland Cavaliers	6th	8	119
1984	Cecil Exum	Denver Nuggets	9th	10	194
1985	Buzz Peterson	Cleveland Cavaliers	7th	8	147
1986	Brad Daugherty	Cleveland Cavaliers	1st	1	1
1986	Warren Martin	Cleveland Cavaliers	4th	3	73
1986	Steve Hale	New Jersey Nets	4th	11	81
1987	Kenny Smith	Sacramento Kings	1st	6	6



Year	Player	NBA Team	Round	# Pick	# Overall
1987	Joe Wolf	Los Angeles Clippers	1st	13	13
1987	Dave Popson	Detroit Pistons	4th	19	88
1987	Curtis Hunter	Denver Nuggets	7th	18	156
1989	J.R. Reid	Charlotte Hornets	1st	5	5
1991	Rick Fox	Boston Celtics	1st	24	24
1991	Pete Chilcutt	Sacramento Kings	1st	27	27
1992	Hubert Davis	New York Knicks	1st	20	20
1993	George Lynch	Los Angeles Lakers	1st	12	12
1994	Eric Montross	Boston Celtics	1st	9	9
1994	Clifford Rozier**	Golden State Warriors	1st	16	16
1995	Jerry Stackhouse	Philadelphia 76ers	1st	3	3
1995	Rasheed Wallace	Washington Bullets	1st	4	4
1996	Jeff McInnis	Denver Nuggets	2nd	8	37
1997	Serge Zwikker	Houston Rockets	2nd	1	29
1998	Antawn Jamison	Toronto Raptors	1st	4	4
1998	Vince Carter	Golden State Warriors	1st	5	5
1998	Shammond Williams	Chicago Bulls	2nd	5	34
2001	Brendan Haywood	Cleveland Cavaliers	1st	20	20
2001	Joseph Forte	Boston Celtics	1st	21	21
2005	Marvin Williams	Atlanta Hawks	1st	2	2
2005	Raymond Felton	Charlotte Bobcats	1st	5	5
2005	Sean May	Charlotte Bobcats	1st	13	13
2005	Rashad McCants	Minnesota Timberwolves	1st	14	14
2006	David Noel	Milwaukee Bucks	2nd	9	39
2007	Brandan Wright	Charlotte Bobcats	1st	8	8
2007	Reyshawn Terry	Orlando Magic	2nd	14	44
2009	Tyler Hansbrough	Indiana Pacers	1st	13	13
2009	Ty Lawson	Minnesota Timberwolves	1st	18	18
2009	Wayne Ellington	Minnesota Timberwolves	1st	28	28
2009	Danny Green	Cleveland Cavaliers	2nd	16	46
2010	Ed Davis	Toronto Raptors	1st	13	13
2012	Harrison Barnes	Golden State Warriors	1st	7	7
2012	Kendall Marshall	Phoenix Suns	1st	13	13
2012	John Henson	Milwaukee Bucks	1st	14	14
2012	Tyler Zeller	Dallas Mavericks	1st	17	17
2013	Reggie Bullock	Los Angeles Clippers	1st	25	25
2014	P.J. Hairston	Miami Heat	1st	26	26
2015	J.P. Tokoto	Philadelphia 76ers	2nd	28	58

* Nagy played one season at UNC before World War II, then finished his career at Akron

** Rozier played one season at UNC and transferred to Louisville



Harrison Barnes, 2012




Brandan Wright, 2007



Ed Davis, 2010



Tyler Zeller, 2012



John Henson, 2012

NBA MOST VALUABLE PLAYER

1974-75	Bob McAdoo	Buffalo Braves
1987-88	Michael Jordan	Chicago Bulls
1990-91	Michael Jordan	Chicago Bulls
1991-92	Michael Jordan	Chicago Bulls
1995-96	Michael Jordan	Chicago Bulls
1997-98	Michael Jordan	Chicago Bulls

NBA COACH OF THE YEAR

1987-88	Doug Moe	Denver Nuggets
2000-01	Larry Brown	Philadelphia 76ers

NBA ROOKIE OF THE YEAR

1972-73	Bob McAdoo	Buffalo Braves
1977-78	Walter Davis	Phoenix Suns
1978-79	Phil Ford	Kansas City Kings
1984-85	Michael Jordan	Chicago Bulls
1998-99	Vince Carter	Toronto Raptors

NBA DEFENSIVE PLAYER OF THE YEAR

1987-88	Michael Jordan	Chicago Bulls
---------	----------------	---------------

NBA SIXTH MAN AWARD

1982-83	Bobby Jones	Philadelphia 76ers
2003-04	Antawn Jamison	Dallas Mavericks

NBA FINALS MOST VALUABLE PLAYER

1988	James Worthy	Los Angeles Lakers
1991	Michael Jordan	Chicago Bulls
1992	Michael Jordan	Chicago Bulls
1993	Michael Jordan	Chicago Bulls
1996	Michael Jordan	Chicago Bulls
1997	Michael Jordan	Chicago Bulls
1998	Michael Jordan	Chicago Bulls


ALL-NBA TEAM

1968-69	Billy Cunningham	Philadelphia 76ers	First-team
1969-70	Billy Cunningham	Philadelphia 76ers	First-team
1970-71	Billy Cunningham	Philadelphia 76ers	First-team
1971-72	Billy Cunningham	Philadelphia 76ers	Second-team
1973-74	Bob McAdoo	Buffalo Braves	Second-team
1974-75	Bob McAdoo	Buffalo Braves	First-team
1977-78	Walter Davis	Phoenix Suns	Second-team
1978-79	Walter Davis	Phoenix Suns	Second-team
	Phil Ford	Kansas City Kings	Second-team
1984-85	Michael Jordan	Chicago Bulls	Second-team
1986-87	Michael Jordan	Chicago Bulls	First-team
1987-88	Michael Jordan	Chicago Bulls	First-team
1988-89	Michael Jordan	Chicago Bulls	First-team
1989-90	Michael Jordan	Chicago Bulls	First-team
	James Worthy	Los Angeles Lakers	Third-team
1990-91	Michael Jordan	Chicago Bulls	First-team
	James Worthy	Los Angeles Lakers	Third-team
1991-92	Michael Jordan	Chicago Bulls	First-team
	Brad Daugherty	Cleveland Cavaliers	Third-team
1992-93	Michael Jordan	Chicago Bulls	First-team
1995-96	Michael Jordan	Chicago Bulls	First-team
1996-97	Michael Jordan	Chicago Bulls	First-team
1997-98	Michael Jordan	Chicago Bulls	First-team
1999-00	Vince Carter	Toronto Raptors	Third-team
2000-01	Vince Carter	Toronto Raptors	Second-team

Totals: 25 All-NBA Team Selections (14 first-team, seven second-team, four third-team)

NBA ALL-ROOKIE TEAM

1972-73	Bob McAdoo	Buffalo Braves	First-team
1976-77	Mitch Kupchak	Washington Bullets	First-team
1977-78	Walter Davis	Phoenix Suns	First-team
1978-79	Phil Ford	Kansas City Kings	First-team
1982-83	James Worthy	Los Angeles Lakers	First-team



Michael Jordan — Six-time NBA Finals MVP and five-time NBA MVP



NBA All-Stars Antawn Jamison and Vince Carter



Seven-time All-Star & Hall of Famer James Worthy

1984-85	Michael Jordan	Chicago Bulls	First-team
	Sam Perkins	Dallas Mavericks	First-team
1986-87	Brad Daugherty	Cleveland Cavaliers	First-team
1987-88	Kenny Smith	Sacramento Kings	First-team
1989-90	J.R. Reid	Charlotte Hornets	Second-team
1991-92	Rick Fox	Boston Celtics	Second-team
1994-95	Eric Montross	Boston Celtics	Second-team
1995-96	Jerry Stackhouse	Philadelphia 76ers	First-team
	Rasheed Wallace	Washington Bullets	Second-team
1998-99	Vince Carter	Toronto Raptors	First-team
	Antawn Jamison	Golden State Warriors	Second-team
2005-06	Raymond Felton	Charlotte Bobcatss	Second-team
	Marvin Williams	Atlanta Hawks	Second-team
2012-13	Harrison Barnes	Golden State Warriors	First-team
	Tyler Zeller	Cleveland Cavaliers	Second-team

Totals: 20 All-Rookie Team Selections (12 1st-team, eight 2nd-team)

NBA ALL-DEFENSIVE TEAM

1976-77	Bobby Jones	Denver Nuggets	First-team
1977-78	Bobby Jones	Denver Nuggets	First-team
1978-79	Bobby Jones	Philadelphia 76ers	First-team
1979-80	Bobby Jones	Philadelphia 76ers	First-team
1980-81	Bobby Jones	Philadelphia 76ers	First-team
	Dudley Bradley	Indiana Pacers	Second-team
1981-82	Bobby Jones	Philadelphia 76ers	First-team
1982-83	Bobby Jones	Philadelphia 76ers	First-team
1983-84	Bobby Jones	Philadelphia 76ers	First-team
1984-85	Bobby Jones	Philadelphia 76ers	Second-team
1987-88	Michael Jordan	Chicago Bulls	First-team
1988-89	Michael Jordan	Chicago Bulls	First-team
1989-90	Michael Jordan	Chicago Bulls	First-team
1990-91	Michael Jordan	Chicago Bulls	First-team
1991-92	Michael Jordan	Chicago Bulls	First-team
1992-93	Michael Jordan	Chicago Bulls	First-team
1995-96	Michael Jordan	Chicago Bulls	First-team
1996-97	Michael Jordan	Chicago Bulls	First-team
1997-98	Michael Jordan	Chicago Bulls	First-team

Totals: 19 All-Defensive Team Selections (17 first-team, two second-team)

ABA MOST VALUABLE PLAYER

1972-73	Billy Cunningham	Carolina Cougars
---------	------------------	------------------

TAR HEEL ALL-STAR GAME APPEARANCES

NBA ALL-STAR GAME	
Player	Number (Years)
Vince Carter	8 (2000, 2001, 2002, 2003, 2004, 2005, 2006, 2007)
Billy Cunningham	4 (1969, 1970, 1971, 1972)
Brad Daugherty	5 (1988, 1989, 1991, 1992, 1993)
Walter Davis	6 (1978, 1979, 1980, 1981, 1984, 1987)
Antawn Jamison	2 (2005, 2008)
Bobby Jones	4 (1977, 1978, 1981, 1982)
Michael Jordan	14 (1985, 1986, 1987, 1988*, 1989, 1990, 1991, 1992, 1993, 1996*, 1997, 1998*, 2002, 2003)
Bob McAdoo	5 (1974, 1975, 1976, 1977, 1978)
Charlie Scott	3 (1973, 1974, 1975)
Lee Shaffer	1 (1963)
Jerry Stackhouse	2 (2000, 2001)
Rasheed Wallace	4 (2000, 2001, 2006, 2008)
James Worthy	7 (1986, 1987, 1988, 1989, 1990, 1991, 1992)

*Indicates NBA All-Star Game MVP

ABA ALL-STAR GAME	
Player	Number (Years)
Larry Brown	3 (1968*, 1969, 1970)
Billy Cunningham	1 (1973)
Bobby Jones	1 (1976)
Doug Moe	3 (1968, 1969, 1970)
Charlie Scott	2 (1971, 1972)

*Indicates ABA All-Star Game MVP
(source: NBA)

ABA ROOKIE OF THE YEAR

1970-71	Charles Scott	Virginia Squires
---------	---------------	------------------

ABA COACH OF THE YEAR

1972-73	Larry Brown	Carolina Cougars
1974-75	Larry Brown	Denver Nuggets
1975-76	Larry Brown	Denver Nuggets

All-ABA TEAM

Larry Brown (2nd team)
Billy Cunningham (1st team)
Bobby Jones (2nd team)
Doug Moe (1st team, 2nd team)
Charlie Scott (1st team, 2nd team)



Hall of Famer Billy Cunningham was named one of the top 50 players in NBA history.

TAR HEEL NBA RETIRED JERSEYS

Player	Team
Billy Cunningham (player and coach)	Philadelphia 76ers
Brad Daugherty	Cleveland Cavaliers
Walter Davis	Phoenix Suns
Bobby Jones	Philadelphia 76ers
Michael Jordan	Chicago Bulls
Doug Moe (coach)	Denver Nuggets
James Worthy	Los Angeles Lakers

The following is a list of coaches, administrators or players who played at least one regular-season game in either the NBA (1947-present), the ABA (1968-76) the Basketball Association of America (1947-49) or the National Basketball League (1938-49). (**Indicates active player/coach/administrator*)

PLAYERS

- *Barnes, Harrison** — Golden State, 2012-
- Bradley, Dudley** — Indiana, 1979-81; Phoenix, 1981-82; Chicago, 1982-83; Washington, 1984-86; Milwaukee, 1986-88; New Jersey, 1987-88; Atlanta, 1988-89
- Brennan, Pete** — New York, 1958-59
- Brown, Larry** — New Orleans (ABA), 1967-68; Oakland (ABA), 1968-69; Washington Capitols (ABA), 1969-70; Virginia Squires (ABA), 1970-71; Virginia (ABA), 1970-71; Denver (ABA), 1970-72
- Bucknall, Steve** — Los Angeles Lakers, 1989-90
- *Bullock, Reggie** — Los Angeles Clippers, 2013-15; Phoenix Suns, 2015; Detroit Pistons, 2015-
- Bunting, Bill** — Carolina (ABA), 1969-70; New Jersey (ABA), 1969-70; Virginia (ABA), 1969-71
- *Carter, Vince** — Toronto, 1998-2005; New Jersey, 2005-09; Orlando, 2009-11; Phoenix, 2010-11; Dallas, 2011-14; Memphis, 2014-
- Chamberlain, Bill** — Kentucky (ABA), 1972-73; Memphis (ABA), 1972-73; Phoenix, 1973-74
- Chilcutt, Pete** — Sacramento, 1991-94; Detroit, 1993-94; Houston, 1994-96; Vancouver, 1996-99; Utah, 1999-2000; Cleveland, 1999-2000; Los Angeles Clippers, 2000; Atlanta Hawks, 2000-01
- Crompton, Geff** — Denver, 1978-79; Portland, 1980-81; Milwaukee, 1981-82; San Antonio, 1982-83; Cleveland, 1983-84
- Cunningham, Billy** — Philadelphia, 1965-72; Carolina (ABA), 1972-74; Philadelphia, 1974-76
- Daugherty, Brad** — Cleveland, 1986-96
- *Davis, Ed** — Toronto, 2010-13, Memphis 2013-14; Los Angeles Lakers, 2014-15; Portland, 2015-
- Davis, Hubert** — New York, 1992-96; Toronto, 1996-97; Dallas, 1997-2001; Washington, 2001-02; Detroit, 2002-03; New Jersey, 2003-04
- Davis, Walter** — Phoenix, 1977-1988; Denver, 1988-1991; Portland, 1990-91; Denver, 1991-92
- Dillon, John** — Washington, 1949-50
- *Drew II, Larry** — Philadelphia, 2015
- *Ellington, Wayne** — Minnesota, 2009-12; Memphis 2012-13; Cleveland 2013; Dallas, 2013-14; L.A. Lakers, 2014-15; Brooklyn, 2015-
- Elston, Darrell** — Virginia (ABA), 1974-75; Indiana, 1976-77
- *Felton, Raymond** — Charlotte, 2005-2010; New York, 2010-11; Denver 2011; Portland 2011-12; New York, 2012-14; Dallas, 2014-
- Ford, Phil** — Kansas City, 1978-1982; New Jersey, 1982-83; Milwaukee, 1982-83; Houston, 1983-85
- Forte, Joseph** — Boston, 2001-02; Seattle, 2002-2003
- Fox, Rick** — Boston, 1991-97; Los Angeles Lakers, 1997-2004
- Glamack, George** — Akron, 1941-42 (NBL); Rochester, 1945-47 (NBL); Indianapolis Kautskys, 1947-48 (NBL); Hammond 1948-49 (NBL); Indianapolis Jets, 1948-49 (NBL)
- *Green, Danny** — Cleveland, 2009-10; San Antonio, 2010-
- Grubar, Dick** — Indiana (ABA), 1969-70
- *Hairston, P.J.** — Charlotte, 2014-
- *Hansbrough, Tyler** — Indiana, 2009-13; Toronto, 2013-15; Charlotte, 2015-
- *Haywood Brendan** — Washington, 2001-2010; Dallas, 2010-12; Charlotte, 2012-14; Cleveland, 2014-15
- *Henson, John** — Milwaukee, 2012-
- Jamison, Antawn** — Golden State, 1998-2003; Dallas, 2003-04; Washington, 2004-2010; Cleveland, 2010-12; L.A. Lakers, 2012-13; L.A. Clippers, 2013-14
- Jones, Bobby** — Denver (ABA), 1974-76; Denver (NBA), 1976-78; Philadelphia, 1978-86
- Jordan, Michael** — Chicago, 1984-93; 1995-98; Washington, 2001-03
- Karl, George** — San Antonio (ABA), 1973-76; San Antonio (NBA), 76-78
- Kearns, Tommy** — Syracuse, 1958-59
- Kuester, John** — Kansas City, 1977-78; Denver, 1978-79; Indiana, 1979-80
- Kupchak, Mitch** — Washington, 1976-1981; Los Angeles Lakers, 1981-86
- LaGarde, Tommy** — Denver, 1977-78; Seattle, 1978-80; Dallas, 1980-82; New Jersey, 1984-85
- Larese, York** — Chicago Packers, 1961-62; Philadelphia Warriors, 1961-62

TAR HEELS WITH NBA CHAMPIONSHIP RINGS

Name	Affiliation	Season	Team
Billy Cunningham (1)	Player	1966-67	Philadelphia 76ers
Charles Scott (1)	Player	1975-76	Boston Celtics
Mitch Kupchak	Player	1977-78	Washington Bullets
Tommy LaGarde (1)	Player	1978-79	Seattle SuperSonics
Mitch Kupchak	Player	1981-82	Los Angeles Lakers
Bob McAdoo	Player	1981-82	Los Angeles Lakers
Bobby Jones (1)	Player	1982-83	Philadelphia 76ers
Mitch Kupchak (3)	Player	1984-85	Los Angeles Lakers
Bob McAdoo (2)	Player	1984-85	Los Angeles Lakers
James Worthy	Player	1984-85	Los Angeles Lakers
James Worthy	Player	1986-87	Los Angeles Lakers
James Worthy (3)	Player	1987-88	Los Angeles Lakers
Michael Jordan	Player	1990-91	Chicago Bulls
Scott Williams	Player	1990-91	Chicago Bulls
Michael Jordan	Player	1991-92	Chicago Bulls
Scott Williams	Player	1991-92	Chicago Bulls
Michael Jordan	Player	1992-93	Chicago Bulls
Scott Williams (3)	Player	1992-93	Chicago Bulls
Kenny Smith	Player	1993-94	Houston Rockets
Pete Chilcutt (1)	Player	1994-95	Houston Rockets
Kenny Smith (2)	Player	1994-95	Houston Rockets
Michael Jordan	Player	1995-96	Chicago Bulls
Michael Jordan	Player	1996-97	Chicago Bulls
Michael Jordan (6)	Player	1997-98	Chicago Bulls
Rick Fox	Player	1999-00	Los Angeles Lakers
Rick Fox	Player	2000-01	Los Angeles Lakers
Rick Fox (3)	Player	2001-02	Los Angeles Lakers
Rasheed Wallace (1)	Player	2003-04	Detroit Pistons
Brendan Haywood (1)	Player	2010-11	Dallas Mavericks
Danny Green (1)	Player	2013-14	San Antonio Spurs
Harrison Barnes (1)	Player	2014-15	Golden State Warriors
James Michael McAdoo (1)	Player	2014-15	Golden State Warriors

Name	Affiliation	Season	Team
Billy Cunningham (1)	Head Coach	1982-83	Philadelphia 76ers
Mitch Kupchak	Asst. GM	1986-87	Los Angeles Lakers
Mitch Kupchak	Asst. GM	1987-88	Los Angeles Lakers
Mitch Kupchak	GM	1999-00	Los Angeles Lakers
Mitch Kupchak	GM	2000-01	Los Angeles Lakers
Mitch Kupchak	GM	2001-02	Los Angeles Lakers
Larry Brown (1)	Head Coach	2003-04	Detroit Pistons
Dave Hanners (1)	Asst. Coach	2003-04	Detroit Pistons
John Kuester (1)	Ast. Coach	2003-04	Detroit Pistons
Pat Sullivan (1)	Video Coord.	2003-04	Detroit Pistons
Bob McAdoo	Asst. Coach	2005-06	Miami Heat
Mitch Kupchak	GM	2008-09	Los Angeles Lakers
Mitch Kupchak (7)	GM	2009-10	Los Angeles Lakers
Bob McAdoo	Asst. Coach	2011-12	Miami Heat
Bob McAdoo (3)	Asst. Coach	2012-13	Miami Heat

Players with NCAA championships and NBA titles
James Worthy – 1982 UNC; 1985, 1987, 1988 L.A. Lakers
Michael Jordan – 1982 UNC; 1991, 1992, 1993, 1996, 1997, 1998 Chicago
Danny Green – 2009 UNC; 2014 San Antonio




Tar Heel NBA All-Stars (l-r): James Worthy, Michael Jordan and Walter Davis

Robert Crawford

RECORD BOOK
ALL-TIME PRO ROSTER

***Lawson, Ty** — Denver, 2009-15; Houston, 2015-
Lebo, Jeff — San Antonio, 1989-90
Lewis, Bob — San Francisco, 1967-70; Cleveland, 1970-71
Lynch, George — Los Angeles Lakers, 1993-96; Vancouver, 1996-98; Philadelphia 1998-2001; Charlotte/New Orleans, 2001-05
***Marshall, Kendall** — Phoenix, 2012-13; Los Angeles Lakers, 2013-14; Milwaukee, 2014-15; Philadelphia, 2015-
May, Sean — Charlotte, 2005-09; Sacramento, 2009-10
McAdoo, Bob — Buffalo, 1972-1977; New York, 1977-78; Boston, 1978-79; Detroit, 1979-81; New Jersey, 1980-81; Los Angeles Lakers, 1981-1985; Philadelphia, 1985-86
***McAdoo, James Michael** — Golden State, 2014-
McCants, Rashad — Minnesota, 2005-09; Sacramento, 2009
McInnis, Jeff — Denver, 1996-97; Washington, 1998-99; Los Angeles Clippers, 2000-02; Portland, 2002-04; Cleveland, 2004-05; New Jersey, 2005-07; Charlotte, 2007-08
McKinney, Horace (Bones) — Washington, 1946-51
Miller, Bill — Chicago, 1948-49; St. Louis, 1948-49
Miller, Larry — Los Angeles Stars (ABA), 1968-70; Carolina (ABA), 1969-72; San Diego (ABA), 1972-74; Virginia (ABA), 1973-74; Utah (ABA), 1974-75
Moe, Doug — New Orleans (ABA), 1967-68; Oakland (ABA), 1968-69; Carolina (ABA), 1969-70; Virginia (ABA), 1970-72
Montross, Eric — Boston, 1994-96; Dallas, 1996-97; New Jersey, 1996-97; Philadelphia, 1997-98; Detroit, 1998-2001; Toronto, 2001-2003
Nagy, Fred (Fritz) — Indianapolis, 1948-49
Noel, David — Milwaukee, 2006-08
O’Koren, Mike — New Jersey, 1980-86, Washington, 1986-87; New Jersey, 1987-88
Perkins, Sam — Dallas, 1984-90; Los Angeles Lakers, 1990-93; Seattle, 1993-98; Indiana, 1998-2001
Phelps, Derrick — Sacramento, 1994-95
Popson, Dave — Los Angeles Clippers, 1988-89; Miami, 1988-89; Boston, 1990-91; Milwaukee, 1991-92
Previs, Steve — Carolina (ABA), 1972-73
Reid, J.R. — Charlotte, 1989-93; San Antonio, 1992-96; New York, 1995-96; Charlotte, 1997-99; Los Angeles Lakers, 1999; Milwaukee, 1999-2000; Cleveland, 2000-01
Rosenbluth, Lennie — Philadelphia Warriors, 1957-59
Rozier, Clifford — Golden State, 1994-96; Orlando, 1996-97; Toronto, 1996-97; Minnesota, 1997-98
Salvadori, Kevin — Sacramento, 1996-98
Scott, Charles — Virginia (ABA), 1970-72; Phoenix, 1971-75; Boston, 1975-78; Los Angeles Lakers, 1977-78; Denver, 1978-80
Shaffer, Lee — Syracuse, 1961-63; Philadelphia, 1963-64
Smith, Kenny — Sacramento, 1987-90; Atlanta, 1989-90; Houston, 1990-96; Denver, 1996-97; Detroit, 1996-97
Stackhouse, Jerry — Philadelphia, 1995-98; Detroit, 1998-2002; Washington, 2002-04; Dallas, 2004-09; Milwaukee, 2009-10; Miami, 2010-11; Atlanta, 2011-12; Brooklyn, 2012-13
Wallace, Rasheed — Washington, 1995-96; Portland, 1996-2003; Atlanta, 2004; Detroit, 2004-09; Boston, 2009-10; New York, 2012-13
Washington, Donald — Denver (ABA), 1974-75; Utah (ABA), 1975-76
***Wear, David** — Sacramento, 2015
***Wear, Travis** — New York, 2015-
Wenstrom, Matt — Boston, 1993-94
Williams, Jawad — Cleveland, 2008-11
***Williams, Marvin** — Atlanta, 2005-12; Utah, 2012-14; Charlotte, 2014-
Williams, Scott — Chicago, 1990-94; Philadelphia, 1994-99; Milwaukee, 1999-2001; Denver, 2001-02; Phoenix, 2002-04; Dallas, 2004; Phoenix, 2004; Cleveland, 2004-2005
Williams, Shammond — Atlanta, 1998-99; Seattle, 1999-2002; Boston, 2002-2003; Denver, 2003; New Orleans, 2004, Los Angeles Lakers, 2006-07
Wolf, Joe — Los Angeles Clippers, 1987-90; Denver, 1990-92; Boston, 1992-93; Portland, 1992-93; Charlotte, 1994-96; Orlando, 1995-96; Milwaukee, 1996-97; Denver, 1997-98; Charlotte, 1998-99
Wood, Al — Atlanta, 1981-82; San Diego, 1981-83; Seattle, 1983-86; Dallas, 1986-87
Worthy, James — Los Angeles Lakers, 1982-94
***Wright, Brandon** — Golden State Warriors, 2007-11; New Jersey, 2011; Dallas, 2011-15; Phoenix 2015; Memphis, 2015-
Wuycik, Dennis — Carolina (ABA), 1972-74; St. Louis (ABA), 1974-75
Yonakor, Rich — San Antonio, 1981-82
***Zeller, Tyler** — Cleveland, 2012-14; Boston, 2014-



George Karl won NBA Coach of the Year honors in 2013 and now is Sacramento's head coach.

NBA ADMINISTRATION, COACHES

Brown, Larry: Head Coach: Denver (ABA), 1974-76; Denver (NBA), 1976-79; New Jersey, 1981-83; San Antonio, 1988-1992; Los Angeles Clippers, 1992-93; Indiana, 1993-97; Philadelphia, 1997-2003; Detroit, 2003-2005; New York, 2005-06; Charlotte, 2008-2011
Cunningham, Billy: Head Coach: Philadelphia, 1977-1985; Part-Owner: Miami, 1988-95
Davis, Walter: Advance Scout: Washington, 2000-04
Ford, Phil: Assistant Coach: Detroit, 2004-2005; New York, 2005-07; Charlotte, 2007-11
Hanners, Dave: Advance Scout/Assistant Coach: Philadelphia, 2000-03; Assistant Coach: Detroit, 2003-2005; New York, 2005-08; Charlotte, 2008-2011; New Orleans, 2011-15
***Jordan, Michael:** Part Owner & President: Washington Wizards, 2000-03; Managing Member of Basketball Operations: Charlotte Bobcats, 2006-2010; Owner: Charlotte Bobcats, 2010-
***Karl, George:** Assistant Coach: San Antonio, 1978-80; Director of Player Acquisition: Cleveland, 1983-84; Head Coach: Cleveland, 1984-86; Golden State, 1986-88; Seattle, 1991-98; Milwaukee, 1998-2003; Denver, 2005-13; Sacramento, 2015-
***Kuester, John:** Assistant Coach: Boston, 1996-97; Philadelphia, 1997-2003; Detroit, 2003-04; New Jersey, 2004-06; Orlando, 2006-07; Cleveland, 2007-09; Head Coach: Detroit, 2009-2011; Assistant Coach: Los Angeles Lakers, 2011-12; Advance Scout, 2012-
***Kupchak, Mitch:** Assistant General Manager: Los Angeles Lakers, 1986-92; General Manager: Los Angeles Lakers, 1992-
Larese, York: Head Coach: New York Nets (ABA), 1969-70
***McAdoo, Bob:** Assistant Coach: Miami, 1995-2014; Scout/Community Liaison; Miami, 2014-
McGuire, Frank: Head Coach: Philadelphia Warriors, 1961-62
McKinney, Bones: Head Coach: Washington, 1950-51; Boston, 1950-52
Moe, Doug: Assistant Coach: Carolina (ABA), 1972-74; Denver (ABA), 1974-76, 1979-80; Head Coach: San Antonio, 1976-80; Denver, 1980-90; Philadelphia, 1992-93; Assistant Coach: Denver, 2005-09
O’Koren, Mike: Assistant Coach: New Jersey, 1999-2003; Washington, 2003-09; Philadelphia, 2009-10
Perkins, Sam: Vice President of Player Relations: Indiana, 2008-10
***Peterson, Buzz:** Director of Player Personnel, Charlotte, 2007-09; Scout, Charlotte, 2014-
***Stackhouse, Jerry:** Assistant Coach: Toronto, 2015-
***Sullivan, Pat:** Video Coordinator: Detroit, 2003-2004; Assistant Coach: Detroit, 2004-2005; New Jersey, 2005-08; Detroit, 2008-11; Washington, 2013-
Wallace, Rasheed: Assistant Coach: Detroit, 2013-14
***Walsh, Donnie:** Assistant Coach: Denver, 1978-81; Indiana, 1984-86; General Manager: Indiana, 1985-88; President: Indiana, 1988-2003; CEO, 2003-08; President: New York, 2008-11; President: Indiana, 2012-
Williams, Scott: Assistant Coach: Milwaukee, 2013-14
***Wolf, Joe:** Assistant Coach: Milwaukee 2008-13; Brooklyn, 2014-
***Worthy, James:** Assistant Coach: Los Angeles Lakers, 2015-

TEAM RECORDS: SEASON

MOST GAMES PLAYED

- 39 in 2007-08 (36-3)
- 38 in 2014-15 (26-12)
- 38 in 2011-12 (32-6)
- 38 in 2008-09 (34-4)
- 38 in 2006-07 (31-8)
- 38 in 1997-98 (34-4)
- 38 in 1992-93 (34-4)
- 37 in 2010-11 (29-8)
- 37 in 2009-10 (20-17)
- 37 in 2004-05 (33-4)
- 37 in 1988-89 (29-8)
- 37 in 1980-81 (29-8)

MOST WINS (30 or more)

- 36 in 2007-08 (36-3)
- 34 in 2008-09 (34-4)
- 34 in 1997-98 (34-4)
- 34 in 1992-93 (34-4)
- 33 in 2004-05 (33-4)
- 32 in 2011-12 (32-6)
- 32 in 1986-87 (32-4)
- 32 in 1981-82 (32-2)
- 32 in 1956-57 (32-0)
- 31 in 2006-07 (31-7)
- 30 in 1945-46 (30-5)

MOST WINS WITHOUT A LOSS IN A SEASON

- 32 in 1956-57 (Ties NCAA Record w/ Indiana, 1975-76)

MOST CONSECUTIVE WINS

- 37 (32 games in 1956-57 and five games in 1957-58) (ACC Record)
- 34 (1923-25)
- 21 (1985-86)
- 21 (1983-84)
- 20 (1967-68)

MOST LOSSES

- 20 in 2001-02 (8-20)
- 17 in 2009-10 (20-17)
- 16 in 2002-03 (19-16)
- 15 in 1951-52 (12-15)
- 15 in 1950-51 (12-15)
- 14 in 1999-00 (22-14)

MOST POINTS SCORED

- 3,454 in 2007-08
- 3,413 in 2008-09
- 3,331 in 1988-89
- 3,285 in 1986-87
- 3,272 in 1992-93

HIGHEST SCORING AVERAGE/GAME

- 91.3 in 1986-87 (3,285 points in 36 games)
- 90.0 in 1988-89 (3,331 points in 37 games)
- 89.9 in 2008-09 (3,413 points in 38 games)
- 89.1 in 1971-72 (2,762 points in 31 games)
- 88.9 in 1969-70 (2,399 points in 27 games)
- 88.9 in 1968-69 (2,844 points in 32 games)

HIGHEST AVERAGE SCORING MARGIN

- 17.8 points in 2008-09 (89.8-72.0)
- 17.8 points in 1992-93 (86.1-68.3)
- 17.7 points in 2004-05 (88.0-70.3)
- 17.7 points in 1971-72 (89.1-71.4)
- 17.6 points in 1985-86 (86.6-69.0)

LOWEST SCORING AVERAGE/GAME IN ACC ERA

- 66.7 in 1981-82 (2,269 points in 34 games)
- 68.5 in 1953-54 (1,439 points in 21 games)
- 71.4 in 1998-99 (2,428 points in 34 games)
- 71.8 in 1957-58 (1,867 points in 26 games)
- 71.9 in 1980-81 (2,660 points in 37 games)
- 71.9 in 1958-59 (1,797 points in 25 games)

LOWEST SCORING AVERAGE/GAME IN SHOT CLOCK ERA

(beginning with 1985-86 season)

- 71.4 in 1998-99 (2,428 points in 34 games)
- 72.2 in 2001-02 (2,022 points in 28 games)
- 72.2 in 2002-03 (2,524 points in 35 games)
- 74.5 in 2009-10 (2,758 points in 37 games)
- 75.4 in 1999-2000 (2,715 points in 36 games)

MOST POINTS ALLOWED

- 2,949 in 1988-89
- 2,828 in 2007-08
- 2,735 in 2008-09
- 2,695 in 1986-87
- 2,661 in 2009-10

HIGHEST SCORING AVERAGE/GAME ALLOWED

- 79.7 in 1988-89 (2,949 points in 37 games)
- 78.9 in 2001-02 (2,208 points in 28 games)
- 78.8 in 1969-70 (2,128 points in 27 games)
- 78.0 in 1974-75 (2,417 points in 31 games)
- 77.9 in 1989-90 (2,650 points in 34 games)

MOST FIELD GOALS MADE

- 1,250 in 2007-08 (ACC record)
- 1,238 in 1986-87
- 1,228 in 1988-89
- 1,219 in 1992-93
- 1,205 in 2008-09

MOST FIELD GOALS ATTEMPTED

- 2,564 in 2007-08
- 2,509 in 2008-09
- 2,473 in 2011-12
- 2,407 in 1992-93
- 2,379 in 2006-07

HIGHEST FIELD GOAL PERCENTAGE

- .559 in 1985-86 (1,197 of 2,140) (ACC Record)
- .543 in 1983-84 (966 of 1,779)
- .540 in 1984-85 (1,039 of 1,925)
- .537 in 1986-87 (1,238 of 2,304)
- .537 in 1976-77 (1,054 of 1,961)

MOST FREE THROWS MADE

- 817 in 1956-57
- 739 in 2008-09
- 738 in 2007-08
- 724 in 2004-05
- 700 in 1971-72

MOST FREE THROWS ATTEMPTED

- 1,167 in 1956-57 (ACC Record)
- 1,108 in 1993-94
- 998 in 2004-05
- 983 in 2008-09
- 975 in 2007-08

HIGHEST FREE THROW PERCENTAGE

- .783 in 1983-84 (551 of 704)
- .761 in 1984-85 (569 of 748)
- .758 in 1959-60 (542 of 715)
- .757 in 2007-08 (738 of 975)
- .752 in 2008-09 (739 of 983)

LOWEST FREE THROW PERCENTAGE IN ACC ERA

- .626 in 2013-14 (552 of 882)
- .629 in 1953-54 (441 of 701)
- .653 in 2009-10 (558 of 854)
- .657 in 1977-78 (497 of 756)
- .657 in 1963-64 (399 of 607)

MOST THREE-POINT FIELD GOALS MADE

- 290 in 2002-03
- 277 in 2004-05
- 272 in 2012-13
- 266 in 1994-95
- 264 in 2008-09

MOST THREE-POINT FIELD GOALS ATTEMPTED

- 822 in 2002-03
- 723 in 2012-13
- 687 in 2004-05
- 682 in 2008-09
- 648 in 1994-95

HIGHEST THREE-POINT FIELD GOAL PERCENTAGE

- .437 in 1982-83 (132 of 302)
- .436 in 1986-87 (213 of 488)
- .430 in 1987-88 (169 of 393)
- .410 in 1994-95 (266 of 648)
- .403 in 2004-05 (277 of 687)



Brian Fleming

Wayne Ellington and the 2007-08 team won 36 games, most in UNC history.

LOWEST THREE-POINT FIELD GOAL PERCENTAGE

- .328 in 2010-11 (190 of 580)
- .329 in 2009-10 (176 of 535)
- .330 in 1993-94 (144 of 437)
- .343 in 1999-2000 (169 of 492)
- .350 in 2001-02 (212 of 606)

MOST REBOUNDS

- 1,711 in 2011-12
- 1,695 in 2007-08
- 1,597 in 2008-09
- 1,578 in 2010-11
- 1,561 in 1992-93

HIGHEST REBOUNDING AVERAGE PER GAME

- 49.9 in 1960-61 (1,148 rebounds, 23 games)
- 48.8 in 1963-64 (1,171 rebounds, 24 games)
- 48.1 in 1955-56 (1,106 rebounds, 23 games)
- 47.2 in 1967-68 (1,511 rebounds, 32 games)
- 47.0 in 1966-67 (1,505 rebounds, 32 games)

MOST ASSISTS

- 855 in 1972-73 (ACC Record)
- 800 in 1985-86
- 788 in 1988-89
- 782 in 1986-87
- 706 in 2004-05

HIGHEST ASSIST AVERAGE PER GAME

- 25.9 in 1972-73 (855 assists, 33 games) (ACC Record)
- 24.2 in 1973-74 (677 assists, 28 games)
- 23.5 in 1985-86 (800 assists, 34 games)
- 22.0 in 1971-72 (683 assists, 31 games)
- 21.7 in 1986-87 (782 assists, 36 games)

MOST BLOCKED SHOTS

- 221 in 2011-12
- 219 in 1993-94
- 209 in 2009-10
- 204 in 2010-11
- 196 in 2008-09

MOST STEALS

- 362 in 2004-05
- 357 in 1992-93
- 356 in 1976-77
- 325 in 2008-09
- 319 in 1986-87

MOST PERSONAL FOULS

- 738 in 2014-15
- 699 in 1974-75
- 690 in 2013-14
- 684 in 1976-77
- 675 in 1972-73



Ed Cota scored the winner in the 45-44 win at NC State in 1997, UNC's fewest points in the shot clock era.

MOST POINTS SCORED

- 129 vs. VMI, Dec. 17, 1994 (129-89)
- 129 vs. Manhattan, Dec. 27, 1985 (129-45) in Miami, Fla.
- 128 vs. Dartmouth, Dec. 5, 1972 (128-86) in Greensboro
- 127 vs. Richmond, Dec. 8, 1965 (127-76)
- 127 vs. Rice, Dec. 2, 1971 (127-69)

MOST POINTS SCORED IN A HALF

- 77 vs. VMI, Dec. 17, 1994 (1st half: 77-42)

FEWEST POINTS SCORED IN A HALF

- 0 at Duke, Feb. 24, 1979 (1st half: 0-7)

LARGEST HALFTIME LEAD

- 47 vs. Florida Atlantic, Dec. 19, 2006 (65-18)

LARGEST MARGIN OF VICTORY

- 84 vs. Manhattan, Dec. 27, 1985 (129-45) in Miami, Fla. (*ACC Record*)
- 69 vs. Davidson, Feb. 7, 1945 (89-20)
- 68 vs. UNC Asheville, Nov. 30, 2008 (116-48)
- 68 vs. The Citadel, Feb. 18, 1991 (118-50)
- 65 vs. Florida Southern, Dec. 1, 1969 (112-47)

MOST POINTS SCORED IN A LOSS

- 114 vs. Wake Forest, Dec. 20, 2003 (114-119, 3 OT)
- 97 vs. Iowa, Jan. 7, 1989 (97-98)
- 97 vs. West Virginia, Dec. 31, 1965 (97-102) in Raleigh
- 96 at Florida State, Feb. 27, 1992 (96-110)
- 96 vs. Wake Forest, Nov. 27, 1976 (96-97) in Greensboro
- 96 vs. Duke, Jan. 3, 1975 (96-99) in Greensboro

LARGEST MARGIN OF DEFEAT

- 43 at Lynchburg Elks, Feb. 20, 1915 (20-63)
- 42 at Kentucky, Jan. 9, 1950 (44-86)
- 40 at Maryland, Feb. 22, 2003 (56-96)
- 40 vs. NC State, Feb. 19, 1949 (39-79)
- 40 vs. Virginia, Feb. 9, 1914 (27-67) in Raleigh

FEWEST POINTS SCORED

- 8 at NC State, Feb. 18, 1926 (8-17)
- 13 at Roanoke, Feb. 9, 1916 (13-45)
- 14 vs. Duke, Feb. 1, 1930 (14-36)
- 14 at Virginia Tech, Feb. 19, 1919 (14-37)
- 15 on several occasions

FEWEST POINTS SCORED IN SHOT CLOCK ERA (1985-86 to present)

- 45 at Syracuse, Jan. 11, 2014 (45-57)
- 45 at NC State, Feb. 12, 1997 (45-44)
- 46 vs. NC State, Feb. 24, 2015 (46-58)
- 48 vs. Boston College, Feb. 19, 2011 (48-46)
- 48 vs. Duke, March 8, 2002 (48-60) in Charlotte
- * 45-second clock from 1985-86 through 1992-93
- ** 35-second clock from 1993-94 through 2014-15

FEWEST POINTS SCORED IN ACC ERA (1953-54 to present)

- 20 vs. Duke, March 4, 1966 (20-21) in Raleigh
- 39 at NC State, Dec. 28, 1957 (39-30)
- 40 at Duke, Feb. 24, 1979 (40-47)
- 44 vs. Villanova, March 24, 1985 (44-56) in Birmingham, Ala.
- 44 vs. Wake Forest, Jan. 8, 1958 (44-34)
- 44 at NC State, Dec. 28, 1954 (44-47)

MOST POINTS, BOTH TEAMS

- 233 vs. Wake Forest, Dec. 20, 2003 (114-119, 3OT)
- 231 vs. Kentucky, Dec. 27, 1989 (121-110) in Louisville, Ky.
- 220 vs. Loyola Marymount, March 19, 1988 (123-97) in Salt Lake City, Utah
- 219 at Tulane, Feb. 14, 1976 (113-106)
- 218 vs. VMI, Dec. 17, 1994 (129-89)

FEWEST POINTS, BOTH TEAMS

- 24 vs. Elon, Jan. 11, 1915 (15-9)
- 25 at NC State, Feb. 18, 1926 (8-17)
- 29 vs. Davidson, Feb. 24, 1930 (19-10)
- 32 vs. Durham YMCA, Dec. 15, 1915 (18-14)
- 32 at NC State, Feb. 12, 1927 (19-13)

FEWEST POINTS, BOTH TEAMS IN SHOT CLOCK ERA

- 89 at NC State, Feb. 12, 1997 (45-44)
- 92 vs. Wake Forest, Jan. 23, 1999 (52-40)
- 92 vs. Princeton, Dec. 13, 1997 (50-42)
- 94 vs. Boston College, Feb. 19, 2011 (48-46)
- 101 vs. Purdue, Nov. 25, 1998 (54-47) in New York, N.Y.
- 101 at Clemson, Feb. 14, 1996 (53-48)
- * 45-second clock from 1985-86 through 1992-93
- ** 35-second clock from 1993-94 through present

MOST FIELD GOALS MADE

- 57 vs. Manhattan, Dec. 27, 1985 (57 of 78) in Miami, Fla.
- 56 vs. Dartmouth, Dec. 5, 1972 (56 of 93) in Greensboro
- 53 vs. VMI, Dec. 17, 1994 (53 of 80)
- 52 vs. Rice, Dec. 12, 1971 (52 of 76)
- 52 vs. Richmond, Dec. 8, 1965 (52 of 83)

FEWEST FIELD GOALS MADE IN ACC ERA

- 7 vs. Duke, March 4, 1966 (7 of 15) in Raleigh
- 10 at NC State, Dec. 28, 1957 (10 of 22)
- 12 at Georgia Tech, Feb. 11, 1980 (12 of 32)
- 15 vs. Duke, March 8, 2002 (15 of 29) in Charlotte
- 15 at South Carolina, Feb. 20, 1971 (15 of 41)

MOST FIELD GOAL ATTEMPTS

- 102 vs. Clemson, Dec. 4, 1954 (38 of 102)
- 99 vs. Virginia, Feb. 6, 1968 (51 of 99)
- 97 at South Carolina, Feb. 1, 1958 (44 of 97)
- 95 at Tulane, Feb. 14, 1976 (43 of 95)
- 94 vs. Georgia Tech, Feb. 9, 1973 (46 of 94) in Charlotte
- 94 vs. Georgia, Dec. 18, 1963 (41 of 94)

HIGHEST FIELD GOAL PERCENTAGE

- .790 vs. Loyola Marymount, March 19, 1988 (49 of 62) in Salt Lake City, Utah
- .767 at Virginia, Jan. 7, 1978 (33 of 43)
- .754 vs. Old Dominion, Dec. 1, 1992 (43 of 57)
- .750 vs. Dartmouth, Dec. 21, 1983 (45 of 60)
- .736 vs. Wake Forest, Feb. 8 1986 (39 of 53)

BEST FIELD GOAL PERCENTAGE IN A HALF

- .941 at Virginia, Jan. 7, 1978 (16 of 17, 2nd half) (*NCAA Record*)

LOWEST FIELD GOAL PERCENTAGE (UNDER 30 PERCENT)

- .253 vs. Wake Forest, March 2, 1956 (19 of 75) in Raleigh
- .253 at Alabama, Jan. 4, 1955 (19 of 75)
- .257 at NC State, Dec. 31, 1955 (19 of 74)
- .276 at Georgia Tech, Jan. 16, 2011 (16 of 58)
- .279 vs. Iowa, Dec. 3, 2014 (19 of 68)
- .282 vs. Houston, March 25, 1967 (24 of 85) in Louisville, Ky.
- .290 vs. Maryland, Dec. 18, 1954 (18 of 62)

- .291 vs. Duke, Feb. 4, 1955 (16 of 55)
- .292 vs. Duke, March 11, 2001 (19 of 65) in Atlanta, Ga.
- .295 at NC State, Feb. 22, 1964 (18 of 61)
- .296 at Florida, Dec. 21, 1964 (21 of 71)
- .297 at Duke, Feb. 28, 1958 (19 of 64)

MOST FREE THROWS MADE

- 43 at NC State, Jan. 15, 1957 (43 of 51)
- 43 vs. South Carolina, Dec. 5, 1959 (43 of 53)
- 41 vs. Clemson, Jan. 28, 1998 (41 of 59)
- 37 vs. Clemson, March 11, 2005 (37 of 47) in Washington, D.C.
- 37 vs. Louisville, Dec. 17, 1998 (37 of 54)
- 37 at Nevada, Dec. 30, 1987 (37 of 47)
- 37 vs. Syracuse, Jan. 8, 1983 (37 of 48) in Charlotte
- 37 at NC State, Feb. 24, 1976 (37 of 46)
- 37 at NC State, Feb. 18, 1958 (37 of 46)

MOST FREE THROW ATTEMPTS

- 59 at Clemson, Jan. 14, 1956 (33 of 59)
- 59 vs. Clemson, Jan. 28, 1998 (41 of 59)
- 54 vs. Louisville, Dec. 17, 1998 (37 of 54)
- 54 at Duke, March 1, 1957 (36 of 54)
- 53 vs. South Carolina, Dec. 5, 1959 (43 of 53)

FEWEST FREE THROWS MADE

- 2 vs. Clemson, March 2, 2004 (2 of 4)
- 2 at Wake Forest, Jan. 23, 1999 (2 of 6)
- 2 vs. Utah, March 28, 1998 (2 of 7) in San Antonio, Texas
- 2 vs. Duke, Jan. 17, 1990 (2 of 12)
- 2 vs. NC State, March 8, 1987 (2 of 4) in Landover, Md.

FEWEST FREE THROW ATTEMPTS

- 4 vs. George Mason, March 19, 2006 (4 of 4) in Dayton, Ohio
- 4 vs. Clemson, March 2, 2004 (2 of 4)
- 4 vs. NC State, March 8, 1987 (2 of 4) in Landover, Md.
- 5 at Maryland, Jan. 14, 1986 (5 of 5)
- 5 at Virginia, Feb. 3, 1982 (4 of 5)

HIGHEST FREE THROW PERCENTAGE (95 PERCENT OR BETTER, MIN. 10 ATT.)

- 1.000 at Duke, March 5, 1994 (16 of 16)
- 1.000 at Duke, March 7, 2015 (13 of 13)
- 1.000 at LSU, Feb. 10, 1985 (13 of 13)
- 1.000 at Georgia Tech, Jan. 29, 2000 (12 of 12)
- 1.000 vs. Wake Forest, Feb. 24, 1998 (12 of 12)
- 1.000 at Georgia Tech, March 10, 1985 (12 of 12)
- 1.000 vs. Maryland, Feb. 19, 1984 (12 of 12)
- 1.000 vs. Rutgers, Dec. 22, 1980 (11 of 11) in Charlotte
- .964 vs. Niagara, Dec. 30, 1978 (27 of 28) in Rochester, NY.
- .958 vs. NC State, March 11, 2007 (23 of 24) in Tampa, Fla.
- .950 vs. Maryland, Feb. 10, 2001 (19 of 20)
- .950 vs. Florida State, Feb. 17, 1973 (19 of 20) in New York, N.Y.

LOWEST FREE THROW PERCENTAGE (MIN. 10 ATTEMPTS)


- .167 vs. Duke, Jan. 17, 1990 (2 of 12)
- .300 vs. South Florida, Dec. 3, 1979 (3 of 10) in St. Petersburg, Fla.
- .316 at Virginia, Feb. 24, 1964 (6 of 19)
- .364 at UAB, Dec. 1, 2013 (4 of 11)
- .364 at Virginia, Feb. 25, 2001 (4 of 11)
- .364 vs. Duke, Dec. 2, 1978 (4 of 11) in Greensboro

THREE-POINT FIELD GOALS

- 1982-83 distance 17 feet, 9 inches
- 1986-87 through 2007-08 distance 19 feet, 9 inches
- 2008-09 to present distance 20 feet, 9 inches

MOST THREE-POINT FIELD GOALS MADE

- 17 vs. Florida State, Jan. 25, 1995 (17 of 25)
- 16 at Maryland, Feb. 3, 2009 (16 of 25)
- 16 vs. North Carolina A & T, Dec. 27, 2001 (16 of 33)
- 15 vs. Mississippi State, Nov. 19, 2012 (15 of 32) in Maui
- 14 on seven occasions, most recently vs. UNC Asheville, Nov. 30, 2008 (14 of 27)



Getty Images

Rasheed Wallace (right) and UNC scored a school-record 129 points vs. VMI on December 17, 1994.



Peyton Williams

Tyler Zeller, John Henson and the Tar Heels had 31 offensive rebounds vs. Nicholls on Dec. 19, 2011.

FEWEST THREE-POINT FIELD GOALS MADE

- 0 vs. Princeton, Dec. 13, 1997 (0 for 4)
- 0 vs. Alabama, March 21, 1992 (0 for 6) in Cincinnati, Ohio
- 0 at Duke, Jan. 18, 1989 (0 for 2)
- 0 at NC State, Jan. 24, 1988 (0 for 2)
- 0 vs. Fordham, Jan. 6, 1988 (0 for 1) in Greensboro
- 1 on numerous occasions (most attempts with one made three-pointer is 16 vs. LSU on Dec. 18, 1996, in Greensboro)

MOST THREE-POINT ATTEMPTS

- 35 vs. Davidson, Jan. 8, 2003 (13 of 35)
- 34 at Clemson, Feb. 15, 2003 (12 of 34)
- 34 vs. Wake Forest, Feb. 2, 2003 (10 of 34)
- 34 vs. Hampton, Nov. 16, 2001 (6 of 34)
- 33 vs. N.C. A&T, Dec. 27, 2001 (16 of 33)

FEWEST THREE-POINT ATTEMPTS

- 1 vs. Fordham, Jan. 6, 1988 (0 for 1) in Greensboro
- 2 at Duke, Jan. 18, 1989 (0 for 2)
- 2 at NC State, Jan. 24, 1988 (0 for 2)
- 3 vs. Duke, Feb. 5, 1998 (2 for 3)
- 3 at Duke, March 4, 1990 (1 for 3)
- 4 on seven occasions

HIGHEST THREE-POINT PERCENTAGE (min. 5 three-pointers made)

- .889 vs. Stetson, Dec. 3, 1986 (8 of 9)
- .875 vs. Texas, Dec. 5, 1992 (7 of 8) in Charlotte
- .857 at Virginia, Jan. 14, 1987 (6 of 7)
- .833 vs. NC State, Jan. 5, 1994 (5 of 6)
- .800 at Duke, March 5, 1983 (12 of 15)

HIGHEST THREE-POINT PERCENTAGE (min. 10 three-pointers made)

- .733 vs. Wake Forest, Feb. 22, 2014 (11 of 15)
- .706 vs. Hofstra, Nov. 18, 2010 (12 of 17) in San Juan, P.R.
- .688 at Appalachian State, Nov. 17, 2000 (11 of 16)
- .680 vs. Florida State, Jan. 25, 1995 (17 of 25)
- .667 at Old Dominion, Dec. 29, 1994 (10 of 15)
- .667 vs. Clemson, Feb. 21, 1987 (12 of 18)

HIGHEST THREE-POINT PERCENTAGE (min. 10 three-point attempts)

- .800 at Duke, March 5, 1983 (12 of 15)
- .733 vs. Wake Forest, Feb. 22, 2014 (11 of 15)
- .706 vs. Hofstra, Nov. 18, 2010 (12 of 17) in San Juan, P.R.
- .700 vs. Maryland, Feb. 10, 2001 (7 of 10)
- .700 vs. Oklahoma, March 17, 1990 (7 of 10) in Austin, Texas
- .692 at Alabama, Nov. 30, 1989 (9 of 13)

HIGHEST THREE-POINT PERCENTAGE (min. 20 three-point attempts)

- .680 vs. Florida State, Jan. 25, 1995 (17 of 25)
- .640 vs. Maryland, Feb. 3, 2009 (16 of 25)
- .619 at Florida State, Jan. 22, 2006 (13 of 21)
- .609 at Virginia, Jan. 29, 2005 (14 of 23)
- .585 vs. Clemson, March 11, 1983 (14 of 24) in Atlanta, Ga.

LOWEST THREE-POINT PERCENTAGE (min. 10 three-point attempts)

- .063 vs. LSU, Dec. 18, 1996 (1 for 16) in Greensboro
- .071 vs. Duke, March 9, 2013 (1 for 14)
- .083 at UAB, Dec. 1, 2013 (1 of 12)
- .083 vs. Gardner-Webb, Nov. 9, 2012 (1 for 12)
- .083 vs. Wake Forest, March 10, 2000 (1 for 12) in Charlotte
- .091 vs. Kentucky, Dec. 4, 2010 (1 for 11)
- .091 vs. Duke, March 6, 2005 (1 for 11)
- .091 vs. Notre Dame, Feb. 23, 1993 (1 for 11)

MOST REBOUNDS

- 78 vs. Furman, Dec. 4, 1956
- 72 vs. Nicholls, Dec. 19, 2011
- 72 vs. Clemson, Dec. 4, 1954
- 69 vs. Tulane, Dec. 9, 1966
- 68 at VMI, Dec. 15, 1996
- 68 vs. LSU, Jan. 3, 1956
- 68 vs. Georgia Tech, Dec. 9, 1955 in Charlotte

MOST OFFENSIVE REBOUNDS (STATISTIC FIRST KEPT IN 1986-87)

- 32 at Pittsburgh, Dec. 20, 1993
- 31 vs. Nicholls, Dec. 19, 2011
- 30 vs. Mississippi Valley State, Nov. 20, 2011
- 28 vs. Boston College, Jan. 4, 2009
- 28 vs. LSU, Dec. 19, 1996 in Greensboro

MOST DEFENSIVE REBOUNDS (STATISTIC FIRST KEPT IN 1986-87)

- 47 vs. Loyola Marymount, March 19, 1988 in Salt Lake City, Utah
- 42 vs. Long Island, March 25, 2011 in Newark, N.J.
- 42 vs. Oregon, Nov. 25, 2008 in Maui
- 42 vs. Navy, March 15, 1998 in Hartford, Conn.
- 42 at VMI, Dec. 15, 1996

MOST ASSISTS

- 41 vs. Manhattan, Dec. 27, 1985 in Miami, Fla. (*Tied NCAA Record*)
- 41 vs. Rice, Dec. 2, 1971
- 40 at East Tennessee State, Dec. 20, 1975
- 40 vs. Dartmouth, Dec. 5, 1972 in Greensboro
- 39 vs. Howard, Nov. 29, 1975

MOST TURNOVERS

- 36 vs. Drake, March 22, 1969, in Louisville, Ky.
- 34 at NC State, Feb. 15, 1966
- 29 vs. Miami, Dec. 4, 2000
- 29 vs. Temple, Feb. 21, 1988
- 28 vs. Kentucky, Dec. 10, 1990
- 28 vs. Connecticut, Dec. 6, 1990
- 28 vs. South Carolina, Nov. 30, 1990 in Charlotte
- 28 at Hawaii-Loa, Nov. 29, 1986

FEWEST TURNOVERS

- 2 vs. Fairfield, March 13, 1997 in Winston-Salem
- 3 vs. Virginia, March 7, 1982 in Greensboro
- 4 vs. Wisconsin, March 26, 2015 in Los Angeles
- 4 at Pitt, Feb. 14, 2015
- 5 vs. Wake Forest, Jan. 30, 1994
- 5 vs. NC State, March 12, 1983

MOST BLOCKED SHOTS

- 18 vs. Stanford, Dec. 20, 1985 (*ties ACC record*)
- 15 vs. Northern Kentucky, Dec. 27, 2013
- 15 at Duke, March 8, 2008
- 14 vs. VMI, Dec. 17, 1994
- 14 vs. Virginia, Feb. 19, 1994
- 14 vs. NC State, Jan. 5, 1994

MOST STEALS

- 23 at Tulane, Feb. 14, 1976
- 21 vs. The Citadel, Nov. 24, 1991
- 21 vs. Clemson, Jan. 5, 1977 in Greensboro
- 20 on five occasions, most recently vs. UNC Asheville, Dec. 28, 2005

MOST PERSONAL FOULS

- 38 vs. NC State, Jan. 19, 1954
- 36 vs. Texas A&M, March 9, 1980 in Denton, Texas
- 34 at Maryland, Feb. 17, 1971
- 33 at Louisville, Jan. 31, 2015
- 33 vs. Maryland, March 8, 1958 in Raleigh

FEWEST PERSONAL FOULS

- 5 vs. Princeton, Dec. 22, 1996
- 6 vs. UNC Asheville, Dec. 28, 1995
- 6 vs. NC State, Jan. 4, 1974 in Greensboro
- 7 vs. Kent State, Jan. 2, 2008
- 7 at Virginia, Feb. 11, 1998
- 7 vs. Stetson, Dec. 3, 1987
- 7 vs. Manhattan, Dec. 27, 1985 in Miami, Fla.

MOST OVERTIMES

- 4 at Tulane, Feb. 14, 1976 (W, 113-106) (*ties ACC record*)
- 3 vs. Wake Forest, Dec. 20, 2003 (L, 114-119)
- 3 vs. Tulane, Nov. 30, 1982 (W, 70-68)
- 3 at Duke, March 2, 1968 (L, 86-87)
- 3 vs. Kansas, March 23, 1957 (W, 54-53) in Kansas City, Mo.
- 3 vs. Michigan State, March 22, 1957 (W, 74-70) in Kansas City, Mo.



Lennie Rosenbluth (center) posted five 40-point scoring games in his career.



Charles Scott scored 731 points as a senior in 1969-70.

SINGLE-GAME

MOST POINTS SCORED (40 or more)

49	Bob Lewis vs. Florida State, Dec. 16, 1965
48	Billy Cunningham vs. Tulane, Dec. 10, 1964
47	Lennie Rosenbluth vs. Furman, Dec. 3, 1956
45	Lennie Rosenbluth vs. Clemson, March 7, 1957, in Raleigh
45	Lennie Rosenbluth vs. William & Mary, Feb. 7, 1956
45	Lennie Rosenbluth at Clemson, Jan. 14, 1956
45	George Glamack vs. Clemson, Feb. 10, 1941
43	Charles Scott vs. Wake Forest, Jan. 17, 1970
43	Bob Lewis vs. Richmond, Dec. 8, 1965
42	Shammond Williams at Georgia Tech, Feb. 8, 1998
41	Kenny Smith at Clemson, Jan. 28, 1987
41	Charles Scott vs. Virginia, March 5, 1970, in Charlotte
40	Harrison Barnes vs. Clemson, March 12, 2011 in Greensboro
40	Tyler Hansbrough vs. Georgia Tech, Feb. 15, 2006
40	Charles Scott vs. Duke, March 8, 1969, in Charlotte
40	Billy Cunningham vs. Maryland, Jan. 13, 1964
40	Lennie Rosenbluth at Duke, March 1, 1957

MOST 40-POINT GAMES, CAREER

5	Lennie Rosenbluth (47, 45, 45, 45, 40)
3	Charles Scott (43, 41, 40)
2	Bob Lewis (49, 43)
2	Billy Cunningham (48, 40)
1	Harrison Barnes (40), Tyler Hansbrough (40), Shammond Williams (42), Kenny Smith (41), George Glamack (45)

MOST CONSECUTIVE 40-POINT GAMES

2	Lennie Rosenbluth (40 at Duke, March 1, 1957; 45 vs. Clemson, March 7, 1957 in Raleigh)
---	---

MOST CONSECUTIVE 30-POINT GAMES

5	Bob Lewis (34 vs. William and Mary, Dec. 4, 1965; 30 at Ohio State, Dec. 6, 1965; 43 vs. Richmond, Dec. 8, 1965; 33 at Vanderbilt, Dec. 11, 1965; 49 vs. Florida State, Dec. 16, 1965)
4	Charles Scott, 1969-70
3	Lennie Rosenbluth, 1956-57 (twice)
2	Antawn Jamison, 1997-98
2	Hubert Davis, 1991-92
2	Brad Daugherty, 1985-86
2	Phil Ford, 1977-78
2	Dennis Wuycik, 1970-71
2	Charles Scott, 1969-70
2	Larry Miller, 1966-67 (twice)
2	Bob Lewis, 1965-66 (twice)
2	Billy Cunningham in 1964-65 (twice)
2	York Larese in 1960-61
2	Lennie Rosenbluth, 1956 -57

TWO TAR HEELS SCORING 30 POINTS IN SAME GAME

Feb. 8, 1998 at Georgia Tech (Shammond Williams 42, Antawn Jamison 31)
Dec. 8, 1965 vs. Richmond (Bob Lewis 43, Larry Miller 32)
Dec. 6, 1965 at Ohio State (Larry Miller 33, Bob Lewis 30)
Feb. 9, 1965 vs. Wake Forest (Billy Cunningham 35, Bob Lewis 35)
Jan. 16, 1965 at Virginia (Bob Lewis 35, Billy Cunningham 33)
Dec. 14, 1964 vs. Vanderbilt in Greensboro (Bob Lewis 31, Billy Cunningham 30)
Jan. 11, 1955 vs. Virginia (Lennie Rosenbluth 32, Tony Radovich 30)

MOST 20-POINT GAMES, CAREER

78	Tyler Hansbrough, 2005-09 (ACC record)
63	Lennie Rosenbluth, 1954-57
60	Larry Miller, 1965-68
57	Phil Ford, 1974-78
50	Charles Scott, 1967-70
50	Billy Cunningham, 1962-65

MOST CONSECUTIVE 20-POINT GAMES

20	Lennie Rosenbluth in 1956-57
13	Charles Scott in 1969-70
13	Lennie Rosenbluth in 1955-56
12	Bob Lewis in 1965-66
10	Larry Miller in 1966-67

MOST POINTS SCORED — ACC REGULAR-SEASON GAME

45	Lennie Rosenbluth at Clemson, Jan. 14, 1956
----	---

MOST POINTS SCORED — ACC TOURNAMENT CAREER

196	Lennie Rosenbluth, 1954-57 (6 games)
-----	--------------------------------------

MOST POINTS SCORED — ACC TOURNAMENT GAME

45	Lennie Rosenbluth vs. Clemson, quarterfinal, March 7, 1957, in Raleigh (ACC record)
----	---

MOST POINTS SCORED — ACC CHAMPIONSHIP GAME

40	Charles Scott vs. Duke, March 8, 1969, in Charlotte (ACC Record)
----	--

MOST POINTS SCORED — NCAA TOURNAMENT CAREER

325	Tyler Hansbrough, 2005-09 (17 games)
-----	--------------------------------------

MOST POINTS SCORED — NCAA TOURNAMENT GAME

39	Al Wood vs. Virginia, March 28, 1981, NCAA semifinal in Philadelphia
39	Lennie Rosenbluth vs. Canisius, March 15, 1957, East Regional semifinal in Philadelphia

MOST POINTS SCORED — NCAA CHAMPIONSHIP GAME

28	James Worthy vs. Georgetown, March 29, 1982, in New Orleans
----	---

MOST POINTS SCORED — SMITH CENTER GAME

40	Tyler Hansbrough vs. Georgia Tech, Feb. 15, 2006
----	--

MOST POINTS SCORED — BY A FRESHMAN

40	Harrison Barnes vs. Clemson, March 12, 2011 in Greensboro [^]
40	Tyler Hansbrough vs. Georgia Tech, Feb. 15, 2006 [^]
31	Antawn Jamison at Maryland, Jan. 6, 1996
31	J.R. Reid vs. Notre Dame, March 19, 1987, in East Rutherford, N.J.
31	J.R. Reid vs. NC State, Jan. 18, 1987
31	Mike O'Koren vs. UNLV, March 26, 1977, in Atlanta, Ga.
31	Walter Davis vs. Duke, March 2, 1974

[^] denotes ACC freshman record



Tyler Hansbrough is the leading scorer in Carolina and ACC history and led Carolina to the 2009 NCAA championship.



The 2011-12 Tar Heels featured 1,000-point scorers Tyler Zeller, Harrison Barnes and John Henson.

Jeffrey Camarati

J.D. Lyon Jr.

SEASON

MOST POINTS SCORED – SEASON (600 or more)

895	Lennie Rosenbluth, 1956-57
882	Tyler Hansbrough, 2007-08
822	Antawn Jamison, 1997-98
740	Bob Lewis, 1965-66
731	Charles Scott, 1969-70
721	Michael Jordan, 1982-83
717	Larry Miller, 1967-68
714	Charles Scott, 1968-69
707	Hubert Davis, 1991-92
704	Tyler Hansbrough, 2008-09
700	Larry Miller, 1966-67
699	Tyler Hansbrough, 2006-07
690	Joseph Forte, 2000-01
687	Brad Daugherty, 1985-86
669	Al Wood, 1980-81
668	Antawn Jamison, 1996-97
652	Jerry Stackhouse, 1994-95
648	Harrison Barnes, 2011-12
647	Sean May, 2004-05
647	Wayne Ellington, 2007-08
637	Shammond Williams, 1997-98
625	Phil Ford, 1977-78
623	Brad Daugherty, 1984-85
623	Billy Cunningham, 1963-64
621	Tyler Zeller, 2011-12
617	Phil Ford, 1976-77
614	Lennie Rosenbluth, 1955-56
609	Billy Cunningham, 1964-65
607	Michael Jordan, 1983-84
604	Robert McAdoo, 1971-72
602	Wayne Ellington, 2008-09
600	Joseph Forte, 1999-00
600	Eric Montross, 1992-93



Antawn Jamison, 1995-98

HIGHEST SCORING AVERAGE (20.0 points or more)

28.0	Lennie Rosenbluth, 1956-57
27.4	Bob Lewis, 1965-66
27.1	Charles Scott, 1969-70
26.7	Lennie Rosenbluth, 1955-56
26.0	Billy Cunningham, 1963-64
25.5	Lennie Rosenbluth, 1954-55
25.4	Billy Cunningham, 1964-65
23.1	York Larese, 1960-61
22.7	Billy Cunningham, 1962-63
22.6	Tyler Hansbrough, 2007-08
22.4	Larry Miller, 1967-68
22.3	Charles Scott, 1968-69
22.2	Antawn Jamison, 1997-98
21.9	Larry Miller, 1966-67
21.4	Hubert Davis, 1991-92
21.3	Pete Brennan, 1957-58
21.0	Bob Lewis, 1964-65
20.9	Joseph Forte, 2000-01
20.9	Larry Miller, 1965-66
20.8	Phil Ford, 1977-78
20.7	Tyler Hansbrough, 2008-09
20.6	George Glamack, 1940-41

20.4	Doug Moe, 1960-61
20.2	Brad Daugherty, 1985-86
20.0	Rashad McCants, 2003-04
20.0	Michael Jordan, 1982-83

MOST POINTS IN A SEASON (by class)

Senior	895 by Lennie Rosenbluth, 1956-57
Junior	882 by Tyler Hansbrough, 2007-08
Sophomore	721 by Michael Jordan, 1982-83
Freshman	600 by Joseph Forte, 1999-00

HIGHEST SCORING AVERAGE IN A SEASON (by class)

Senior	28.0 by Lennie Rosenbluth, 1956-57
Junior	27.4 by Bob Lewis, 1965-66
Sophomore	25.5 by Lennie Rosenbluth, 1954-55
Freshman	18.9 by Tyler Hansbrough, 2005-06

MOST POINTS BY TWO PLAYERS (same season)

1,529	Tyler Hansbrough (882) and Wayne Ellington (647), 2007-08
1,459	Antawn Jamison (822) and Shammond Williams (637), 1997-98
1,414	Antawn Jamison (822) and Vince Carter (592), 1997-98
1,366	Lennie Rosenbluth (895) and Pete Brennan (471), 1956-57
1,314	Michael Jordan (721) and Sam Perkins (593), 1982-83

MOST POINTS BY THREE PLAYERS (same season)

2,051	Antawn Jamison (822), Shammond Williams (637) and Vince Carter (592), 1997-98
1,976	Tyler Hansbrough (882), Wayne Ellington (647) and Danny Green (447), 2007-08
1,887	Tyler Hansbrough (704), Wayne Ellington (602), Ty Lawson (581), 2008-09
1,777	Lennie Rosenbluth (895), Pete Brennan (471) and Tommy Kearns (411), 1956-57
1,768	Larry Miller (717), Charles Scott (562) and Rusty Clark (489), 1967-68

HIGHEST AVERAGE BY TWO PLAYERS (same season)

48.3	Bob Lewis (27.4) and Larry Miller (20.9), 1965-66
46.4	Billy Cunningham (25.4) and Bob Lewis (21.0), 1964-65
43.5	York Larese (23.1) and Doug Moe (20.4), 1960-61
42.7	Lennie Rosenbluth (28.0) and Pete Brennan (14.7), 1956-57
41.1	Charles Scott (27.1) and Dennis Wuycik (14.0), 1969-70

HIGHEST AVERAGE BY THREE PLAYERS (same season)

58.1	Bob Lewis (27.4), Larry Miller (20.9), Tom Gauntlett (9.8), 1965-66
55.8	Larry Miller (22.4), Charles Scott (17.6), Rusty Clark (15.8), 1967-68
55.5	Lennie Rosenbluth (28.0), Pete Brennan (14.7), Tommy Kearns (12.8), 1956-57
55.1	Billy Cunningham (25.4), Bob Lewis (21.0), Ray Respass (8.7), 1964-65
55.1	York Larese (23.1), Doug Moe (20.4), Jim Hudock (11.6), 1960-61

SIX PLAYERS IN DOUBLE FIGURES (same season)

1988-89	J.R. Reid (15.9), Kevin Madden (14.6), Steve Bucknall (13.1), Jeff Lebo (12.2), Rick Fox (11.5) and Scott Williams (11.4)
---------	---

FIVE PLAYERS IN DOUBLE FIGURES (same season)

2008-09	Tyler Hansbrough (20.7), Ty Lawson (16.6), Wayne Ellington (15.8), Danny Green (13.1) and Deon Thompson (10.6)
2004-05	Sean May (17.5), Rashad McCants (16.0), Jawad Williams (13.1), Raymond Felton (12.9) and Marvin Williams (11.3)



Billy Cunningham (left, 1,709 career points) and Bob Lewis (1,836) outside Carmichael Auditorium during the arena's construction.

1994-95	Jerry Stackhouse (19.2), Rasheed Wallace (16.6), Donald Williams (15.5), Jeff McInnis (12.4) and Dante Calabria (10.5)
1986-87	Kenny Smith (16.9), Joe Wolf (15.2), J.R. Reid (14.7), Jeff Lebo (13.5) and Dave Popson (10.0)
1971-72	Robert McAdoo (19.5), Dennis Wuycik (18.0), George Karl (11.0), Bill Chamberlain (10.9) and Bobby Jones (10.2)
1958-59	York Larese (15.1), Lee Shaffer (13.2), Doug Moe (12.6), Harvey Salz (11.9) and Dick Kopley (10.6)

CAREER

MOST POINTS SCORED (1,000 points or more)

Rank	Name	Total Points
1.	2,872	Tyler Hansbrough, 2005-2009 (ACC record)
2.	2,290	Phil Ford, 1974-78
3.	2,145	Sam Perkins, 1980-84
4.	2,045	Lennie Rosenbluth, 1954-57
5.	2,015	Al Wood, 1977-81
6.	2,007	Charles Scott, 1967-70
7.	1,982	Larry Miller, 1965-68
8.	1,974	Antawn Jamison, 1995-98
9.	1,912	Brad Daugherty, 1982-86
10.	1,863	Walter Davis, 1973-77
11.	1,836	Bobby Lewis, 1964-67
12.	1,788	Michael Jordan, 1981-84
13.	1,765	Mike O'Koren, 1976-80
14.	1,747	George Lynch, 1989-93
15.	1,721	Rashad McCants, 2002-05
16.	1,709	Billy Cunningham, 1962-65
17.	1,703	Rick Fox, 1987-91
18.	1,694	Wayne Ellington, 2006-09
19.	1,636	Kenny Smith, 1983-87
20.	1,627	Eric Montross, 1990-94
21.	1,626	Jawad Williams, 2001-05
22.	1,615	Hubert Davis, 1988-92
23.	1,611	Mitch Kupchak, 1972-76
24.	1,567	Jeff Lebo, 1985-89
25.	1,552	J.R. Reid, 1986-89
26.	1,508	Scott Williams, 1986-90
27.	1,501	Tyler Zeller, 2008-12
28.	1,492	Donald Williams, 1991-95
29.	1,469	Dennis Wuycik, 1969-72
30.	1,447	Jason Capel, 1998-2002
31.	1,445	Shammond Williams, 1994-98
32.	1,416	Marcus Paige, 2012-present
33.	1,414	Deon Thompson, 2006-10
34.	1,411	Brendan Haywood, 1998-2001
35.	1,392	Kris Lang, 1998-2002
36.	1,375	Ty Lawson, 2006-09
37.	1,368	Danny Green, 2005-09
38.	1,339	Rusty Clark, 1966-69
39.	1,334	Pete Brennan, 1955-58
40.	1,322	Al Lifson, 1952-55
41.	1,296	Kevin Madden, 1985-90
42.	1,293	George Karl, 1970-73
43.	1,290	Joseph Forte, 1999-01
44.	1,287	York Larese, 1958-61
45.	1,267	Vince Carter, 1995-98

46.	1,264	Bobby Jones, 1971-74
47.	1,261	Ed Cota, 1996-2000
48.	1,260	Raymond Felton, 2002-05
49.	1,254	Ademola Okulaja, 1995-99
50.	1,232	James Michael McAdoo, 2011-14
51.	1,231	Joe Wolf, 1983-87
52.	1,228	Harrison Barnes, 2010-12
53.	1,219	James Worthy, 1979-82
54.	1,213	Sean May, 2002-05
55.	1,191	George Glamack, 1938-41
56.	1,187	Jerry Vayda, 1952-56
57.	1,165	Matt Doherty, 1980-84
58.	1,150	Pete Chilcutt, 1987-91
59.	1,128	Jeff McInnis, 1993-96
60.	1,124	John Henson, 2009-12
61.	1,113	Brian Reese, 1990-94
62.	1,098	Dante Calabria, 1992-96
63.	1,080	Jerry Stackhouse, 1993-95
64.	1,069	Bill Bunting, 1966-69
65.	1,063	John "Hook" Dillon, 1944-48
66.	1,053	Lee Shaffer, 1957-60
67.	1,038	Brice Johnson, 2012-present
68.	1,024	Cartwright Carmichael, 1920-24
69.	1,019	Lee Dedmon, 1968-71
70.	1,018	Vince Grimaldi, 1950-53
71.	1,010	Bob Paxton, 1944-48
72.	1,007	Tommy LaGarde, 1973-77

MOST POINTS SCORED BY YEARS PLAYED

Four-year career: 2,872 by Tyler Hansbrough, 2005-09
Three-year career: 2,045 by Lennie Rosenbluth, 1954-57
Two-year career: 1,290 by Joseph Forte, 1999-2001

HIGHEST SCORING AVERAGE, CAREER (15.0 or higher)

26.9	Lennie Rosenbluth, 1954-57
24.8	Billy Cunningham, 1962-65
22.1	Charles Scott, 1967-70
22.1	Bobby Lewis, 1964-67
21.8	Larry Miller, 1965-68
20.2	Tyler Hansbrough, 2005-09
19.5	Robert McAdoo, 1971-72
19.0	Antawn Jamison, 1995-98
18.7	Phil Ford, 1974-78
18.6	Joseph Forte, 1999-2001
17.9	York Larese, 1958-61
17.7	Michael Jordan, 1981-84
17.6	Rashad McCants, 2002-05
16.9	Dennis Wuycik, 1969-72
16.8	George Glamack, 1938-41
16.5	Doug Moe, 1958-61
16.4	Pete Brennan, 1955-58
16.4	Harrison Barnes, 2010-12
16.2	J.R. Reid, 1986-89
16.0	Al Wood, 1977-81
15.9	Sam Perkins, 1980-84
15.8	Sean May, 2002-05
15.7	Walter Davis, 1973-77
15.7	Jerry Stackhouse, 1993-95
15.1	Mike O'Koren, 1976-80

HIGHEST SCORING AVERAGE BY YEARS PLAYED

Four-year career: 20.2 by Tyler Hansbrough, 2005-09
Three-year career: 26.9 by Lennie Rosenbluth, 1954-57
Two-year career: 18.6 by Joseph Forte, 1999-2001
One-year career: 19.5 by Robert McAdoo, 1971-72

MISCELLANEOUS

MOST GAMES SCORING IN DOUBLE FIGURES (season)

39	Tyler Hansbrough, 2007-08
36	Antawn Jamison, 1997-98
36	Eric Montross, 1992-93

MOST GAMES SCORING IN DOUBLE FIGURES (career)

133	Tyler Hansbrough, 2005-09 (ACC record)
118	Sam Perkins, 1980-84
112	Phil Ford, 1974-78
104	Al Wood, 1977-81
100	Mike O'Koren, 1976-80

MOST CONSECUTIVE GAMES IN DOUBLE FIGURES

64	Larry Miller (all 32 games in both 1966-67 and 1967-68)
55	Tyler Hansbrough
52	Charles Scott
43	Al Wood
40	Bob Lewis
40	Billy Cunningham

MOST POINTS IN A SEASON BY A FRESHMAN

600	Joseph Forte, 1999-2000
594	Rashad McCants, 2002-03
587	Tyler Hansbrough, 2005-06
580	Harrison Barnes, 2010-11
550	Sam Perkins, 1980-81

HIGHEST SCORING AVERAGE AS A FRESHMAN

18.9	Tyler Hansbrough, 2005-06
17.0	Rashad McCants, 2002-03
16.7	Joseph Forte, 1999-2000
16.4	Phil Ford, 1974-75
15.7	Harrison Barnes, 2010-11

MOST POINTS IN FIRST GAME AS A FRESHMAN

28	Rashad McCants vs. Penn State in Preseason NIT, Nov. 18, 2002
----	---

MOST DOUBLE-FIGURE GAMES TO START A FRESHMAN SEASON

20	Rashad McCants, 2002-03
----	-------------------------

DOUBLE-DOUBLES

MOST DOUBLE-DOUBLES, POINTS & REBOUNDS, CAREER

60	Billy Cunningham, 1962-65
51	Antawn Jamison, 1995-98
47	Tyler Hansbrough, 2005-09
47	Sam Perkins, 1980-84
44	Mitch Kupchak, 1972-76

MOST DOUBLE-DOUBLES, POINTS & REBOUNDS, SEASON

22	Billy Cunningham, 1963-64
21	John Henson, 2010-11
21	Antawn Jamison, 1997-98
20	Mitch Kupchak, 1974-75
20	Billy Cunningham, 1962-63
20	Doug Moe, 1960-61

MOST CONSECUTIVE DOUBLE-DOUBLES, POINTS & REBOUNDS

40	Billy Cunningham, last 20 games in 1962-63 and first 20 games in 1963-64 (NCAA record)
11	Doug Moe, 1960-61
11	Doug Moe, last two games in 1959-60, first nine games in 1960-61
10	Billy Cunningham, 1964-65
9	John Henson, 2010-11

MOST DOUBLE-DOUBLES, POINTS & ASSISTS, CAREER

15	Phil Ford, 1974-78
13	Ed Cota, 1996-2000
11	Raymond Felton, 2002-05
8	Kendall Marshall, 2010-12
8	Kenny Smith, 1983-87

MOST DOUBLE-DOUBLES, POINTS & ASSISTS, SEASON

9	Phil Ford, 1975-76
6	Kendall Marshall, 2011-12
5	Raymond Felton, 2004-05
4	Raymond Felton, 2002-03
4	Ed Cota, 1999-2000
4	Jeff McInnis, 1995-96
4	Kenny Smith, 1986-87
4	Phil Ford, 1976-77

MOST CONSECUTIVE DOUBLE-DOUBLES, POINTS & ASSISTS

3	Kendall Marshall, 2011-12
2	Ty Lawson, 2007-08
2	Raymond Felton (twice in 2002-03, once in 2004-05)
2	Ed Cota, 1996-97
2	Jeff McInnis, 1995-96
2	Steve Bucknall, 1988-89



Peyton Williams

Sean May is the last Tar Heel to average a double-double (15.8 ppg & 10.0 rpg) for his career, doing so from 2002-05.

2 Phil Ford (three times in 1975-76)

AVERAGED A DOUBLE-DOUBLE – SINGLE-SEASON

John Henson	11.7 points & 10.1 rebounds, 2010-11
Tyler Hansbrough	22.6 points & 10.2 rebounds, 2007-08
Sean May	17.5 points & 10.7 rebounds, 2004-05
Antawn Jamison	22.2 points & 10.5 rebounds, 1997-98
Mitch Kupchak	17.6 points & 11.3 rebounds, 1975-76
Mitch Kupchak	18.5 points & 10.8 rebounds, 1974-75
Bobby Jones	15.0 points & 10.5 rebounds, 1972-73
Robert McAdoo	19.5 points & 10.1 rebounds, 1971-72
Rusty Clark	15.8 points & 11.0 rebounds, 1967-68
Rusty Clark	13.9 points & 10.3 rebounds, 1966-67
Larry Miller	20.9 points & 10.3 rebounds, 1965-66
Billy Cunningham	25.4 points & 14.3 rebounds, 1964-65
Billy Cunningham	26.0 points & 15.8 rebounds, 1963-64
Billy Cunningham	22.7 points & 16.1 rebounds, 1962-63
Jim Hudock	14.9 points & 10.1 rebounds, 1961-62
Doug Moe	20.4 points & 14.0 rebounds, 1960-61
Lee Shaffer	18.2 points & 11.2 rebounds, 1959-60
Doug Moe	16.8 points & 11.3 rebounds, 1959-60
Pete Brennan	21.3 points & 11.7 rebounds, 1957-58
Pete Brennan	14.7 points & 10.4 rebounds, 1956-57
Lennie Rosenbluth	26.7 points & 11.5 rebounds, 1955-56
Lennie Rosenbluth	25.5 points & 11.7 rebounds, 1954-55

AVERAGED A DOUBLE-DOUBLE – CAREER

Sean May	15.8 points & 10.0 rebounds, 2002-05
Robert McAdoo	19.5 points & 10.1 rebounds, 1971-72
Rusty Clark	14.7 points & 10.2 rebounds, 1966-69
Billy Cunningham	24.8 points & 15.4 rebounds, 1962-65
Doug Moe	16.5 points & 10.6 rebounds, 1958-61
Pete Brennan	16.4 points & 10.5 rebounds, 1955-58
Lennie Rosenbluth	26.9 points & 10.4 rebounds, 1954-57



Steve Clans

Phil Ford holds Carolina records for most points/assists double-doubles in a career (15) and a season (9, in 1975-76).

FIELD GOALS MADE

MOST FIELD GOALS MADE — GAME

21	Billy Cunningham vs. Tulane, Dec. 10, 1964
20	Lennie Rosenbluth vs. Furman, Dec. 4, 1956

MOST FIELD GOALS MADE — ACC TOURNAMENT GAME

19	Lennie Rosenbluth vs. Clemson, quarterfinal, March 7, 1957, in Raleigh (<i>ACC Record</i>)
----	--

MOST FIELD GOALS MADE — NCAA TOURNAMENT GAME

16	Charles Scott vs. Drake, NCAA 3rd place, March 22, 1969, in Louisville, Ky.
----	---

MOST FIELD GOALS MADE — SMITH CENTER GAME

16	Antawn Jamison vs. Maryland, Feb. 14, 1998
----	--

MOST FIELD GOALS MADE — SEASON

316	Antawn Jamison, 1997-98
305	Lennie Rosenbluth, 1956-57
290	Charles Scott, 1968-69
289	Tyler Hansbrough, 2007-08
284	Brad Daugherty, 1985-86
282	Michael Jordan, 1982-83
281	Charles Scott, 1969-70
278	Larry Miller, 1966-67
274	Al Wood, 1980-81
270	Antawn Jamison, 1996-97

MOST FIELD GOALS MADE — CAREER

939	Tyler Hansbrough, 2005-2009
865	Phil Ford, 1974-78
825	Al Wood, 1977-81
805	Charles Scott, 1967-70
787	Antawn Jamison, 1995-98
786	Sam Perkins, 1980-84
765	Larry Miller, 1965-68
760	Brad Daugherty, 1982-86
754	Walter Davis, 1973-77
721	Lennie Rosenbluth, 1954-57

MOST CONSECUTIVE FIELD GOALS MADE

16	Brad Daugherty (first 16 att. in 1985-86 vs. UCLA and Iona) (<i>ACC record</i>)
----	---

MOST CONSECUTIVE FIELD GOALS MADE — GAME

13	Brad Daugherty vs. UCLA, Nov. 24, 1985
12	Scott Williams vs. Virginia, Jan. 13, 1990

FIELD GOALS ATTEMPTED

MOST FIELD GOALS ATTEMPTED — SEASON

631	Lennie Rosenbluth, 1956-57
611	Charles Scott, 1969-70
577	Charles Scott, 1968-69
558	Joseph Forte, 2000-01
553	Larry Miller, 1966-67
546	Antawn Jamison, 1997-98
545	Larry Miller, 1967-68
535	Tyler Hansbrough, 2007-08
527	Michael Jordan, 1982-83
526	Billy Cunningham, 1963-64

MOST FIELD GOALS ATTEMPTED — CAREER

1,752	Tyler Hansbrough, 2005-09
1,678	Charles Scott, 1967-70
1,640	Phil Ford, 1974-78
1,571	Lennie Rosenbluth, 1954-57
1,498	Larry Miller, 1965-68
1,474	Al Wood, 1977-81
1,420	Walter Davis, 1973-77
1,387	Billy Cunningham, 1962-65
1,369	George Lynch, 1989-93
1,364	Antawn Jamison, 1995-98
1,364	Sam Perkins, 1980-84



Sam Perkins made 786 field goals in his career, earning first-team All-America honors three times along the way.

Sally Sather

FIELD GOAL PERCENTAGE

HIGHEST FIELD GOAL PERCENTAGE — GAME

(min. 10 made)

*1.000	Brad Daugherty vs. UCLA, Nov. 24, 1985 (13 of 13)
**1.000	Scott Williams vs. Virginia, Jan. 13, 1990 (12 of 12)
1.000	Jeff McInnis vs. Cincinnati, Dec. 3, 1994, in Charlotte (10 of 10)

(**ACC record, Most FGs Made in a Perfect Game*)
(***Record for an ACC game*)

HIGHEST FIELD GOAL PERCENTAGE — SEASON

.697	Brendan Haywood, 1999-2000 (191 of 274) (<i>ACC record</i>)
.668	Bobby Jones, 1971-72 (127 of 190)
.654	Rasheed Wallace, 1994-95 (238 of 364)
.648	Brendan Haywood, 1998-99 (160 of 247)
.648	Brad Daugherty, 1985-86 (284 of 438)
.646	Brandan Wright, 2006-07 (228 of 353) (<i>ACC freshman record</i>)
.643	Mike O'Koren, 1977-78 (173 of 269)
.626	Sam Perkins, 1980-81 (199 of 318)
.625	Brad Daugherty, 1984-85 (238 of 381)
.624	Antawn Jamison, 1995-96 (201 of 322)

HIGHEST FIELD GOAL PERCENTAGE — CAREER

(min. 100 made and two seasons played)

Name (Years Played)	Made	Att.	Pct.
Brendan Haywood (1997-01)	541	849	.637
Rasheed Wallace (1993-95)	377	594	.635*
Brad Daugherty (1982-86)	760	1,226	.620
Bobby Jones (1971-74)	522	859	.608
J.R. Reid (1986-89)	584	972	.601
Warren Martin (1981-86)	256	431	.594
Dennis Wuycik (1969-72)	519	880	.590
Mitch Kupchak (1972-76)	651	1,110	.589
Eric Montross (1990-94)	626	1,070	.585
Tommy LaGarde (1973-77)	367	630	.583
Kevin Madden (1985-90)	519	893	.581
Antawn Jamison (1995-98)	787	1,364	.577
Sam Perkins (1980-84)	786	1,364	.576
Mike O'Koren (1976-80)	643	1,124	.572
Dave Chadwick (1968-71)	179	315	.568
Curtis Hunter (1982-87)	201	357	.563
Al Wood (1977-81)	825	1,474	.560
Kennedy Meeks (2013-present)	271	487	.556
John Virgil (1976-80)	233	419	.556
Brice Johnson (2012-present)	447	807	.554
Scott Williams (1986-90)	595	1,080	.551
Joe Wolf (1983-87)	511	928	.551
Ed Davis (2008-2010)	210	383	.548
Vince Carter (1995-98)	481	880	.547
Charlie Shaffer (1961-64)	221	406	.544
Tyler Zeller (2008-12)	547	1010	.542

(**ACC record*)

THREE-POINT FIELD GOALS MADE

MOST THREE-POINTERS — GAME

8	Rashad McCants vs. Clemson, March 2, 2004
8	Raymond Felton at NC State, Jan. 26, 2003
8	Shammond Williams at Georgia Tech, Feb. 8, 1998
8	Jeff McInnis at Clemson, Feb. 14, 1996
8	Dante Calabria vs. Florida State, Jan. 25, 1995
8	Hubert Davis at Florida State, Feb. 27, 1992
7	Marcus Paige at NC State, Feb. 26, 2014
7	Will Graves vs. Dayton, April 1, 2010, in New York, N.Y.
7	Wayne Ellington vs. Maryland, Feb. 3, 2009
7	Wayne Ellington vs. Miami, Jan. 17, 2009
7	Hubert Davis vs. Florida State, Dec. 15, 1991
7	Jeff Lebo at Richmond, Nov. 28, 1987

MOST THREE-POINTERS — HALF

7	Wayne Ellington vs. Miami, Jan. 17, 2009 (2 nd half)
6	Danny Green vs. UNC Asheville, Nov. 30, 2008 (2 nd half)
6	Hubert Davis at Florida State, Feb. 27, 1992 (2 nd half)

MOST THREE-POINTERS — ACC REGULAR SEASON GAME

8	Rashad McCants vs. Clemson, March 2, 2004
8	Raymond Felton at NC State, Jan. 26, 2003
8	Shammond Williams at Georgia Tech, Feb. 8, 1998
8	Jeff McInnis at Clemson, Feb. 14, 1996
8	Dante Calabria vs. Florida State, Jan. 25, 1995
8	Hubert Davis at Florida State, Feb. 27, 1992

MOST THREE-POINTERS — ACC TOURNAMENT GAME

6	P.J. Hairston vs. Miami, final, March 17, 2013 in Greensboro
6	Harrison Barnes vs. Clemson, semifinal, March 12, 2011 in Greensboro
6	Jason Capel vs. Clemson, quarterfinal, March 9, 2001, in Atlanta

MOST THREE-POINTERS — NCAA TOURNAMENT GAME

6	Shammond Williams vs. UNC Charlotte, East Regional 2 nd round, March 14, 1998, in Hartford, Conn.
---	--

MOST THREE-POINTERS — NCAA CHAMPIONSHIP GAME

5	Donald Williams vs. Michigan, April 5, 1993, in New Orleans, La.
---	--

MOST THREE-POINTERS — SMITH CENTER GAME

8	Rashad McCants vs. Clemson, March 2, 2004
8	Dante Calabria vs. Florida State, Jan. 25, 1995

MOST CONSECUTIVE GAMES WITH A THREE-POINTER

34	Rashad McCants (last 19 games in 2003-04, first 15 in 2004-05)
34	Shammond Williams (last 27 in 1996-97, first seven in 1997-98)
34	Hubert Davis (last 21 games in 1990-91, first 13 in 1991-92)
33	P.J. Hairston (last 33 games in 2012-13)
30	Marcus Paige (last 30 games in 2014-15)
28	Kenny Smith (first 28 games in 1986-87)

MOST CONSECUTIVE THREE-POINTERS MADE

12	Raymond Felton, 2004-05 (<i>ACC Record</i>)
----	---

MOST THREE-POINTERS — SEASON

95	Shammond Williams, 1996-97
94	Marcus Paige, 2014-15
89	P.J. Hairston, 2012-13
88	Reggie Bullock, 2012-13
87	Donald Williams, 1994-95
87	Kenny Smith, 1986-87
86	Marcus Paige, 2013-14
86	Shammond Williams, 1997-98
85	Wayne Ellington, 2008-09
85	Hubert Davis 1991-92

MOST THREE-POINTERS — CAREER

233	Shammond Williams, 1994-98
229	Wayne Ellington, 2006-09
225	Marcus Paige, 2012-present
221	Rashad McCants, 2002-05
221	Donald Williams, 1991-95
211	Jeff Lebo, 1985-89
197	Hubert Davis, 1988-92
193	Dante Calabria, 1992-96
188	Reggie Bullock, 2010-13
184	Danny Green, 2005-09

THREE-POINT FIELD GOALS ATTEMPTED

MOST THREE-POINT ATTEMPTS — GAME

14	Rashad McCants at Florida State, Jan. 22, 2004
14	Shammond Williams vs. Maryland, Jan. 8, 1997
14	Rick Fox vs. NC State, Feb. 6, 1991
14	Jeff Lebo vs. Iowa, Jan. 7, 1989



Marcus Paige set UNC records for most three-point attempts in a season and a career in 2014-15.

14	Jeff Lebo vs. Temple, Feb. 21, 1988
14	Kenny Smith vs. SMU, Dec. 30, 1986

MOST THREE-POINT ATTEMPTS — SEASON

238	Marcus Paige, 2014-15
227	Shammond Williams, 1996-97
225	P.J. Hairston, 2012-13
221	Marcus Paige, 2013-14
218	Donald Williams, 1994-95
215	Shammond Williams, 1997-98
213	Kenny Smith, 1986-87
204	Wayne Ellington, 2008-09
202	Reggie Bullock, 2012-13
199	Donald Williams, 1992-93

MOST THREE-POINT ATTEMPTS — CAREER

590	Marcus Paige, 2012-present
578	Shammond Williams, 1994-98
577	Wayne Ellington, 2006-09
572	Donald Williams, 1991-95
533	Rashad McCants, 2002-05
498	Melvin Scott, 2001-05
493	Jeff Lebo, 1985-89
491	Danny Green, 2005-09
486	Reggie Bullock, 2010-2013
469	Dante Calabria, 1992-96

THREE-POINT FIELD GOAL PERCENTAGE

HIGHEST THREE-POINT PCT. — GAME (min. 5 made)

1.000	Jason Capel vs. Clemson, March 9, 2001 (6 of 6), in Atlanta, Ga. (<i>ties ACC record</i>)
1.000	Marcus Paige at NC State, Jan. 14, 2015 (5 of 5)
1.000	Hubert Davis vs. Eastern Michigan, March 22, 1991, in East Rutherford, N.J. (5 of 5)
1.000	Hubert Davis at Alabama, Nov. 30, 1989 (5 of 5)
.857	Dante Calabria vs. VMI, Dec. 17, 1994 (6 of 7)
.857	Michael Jordan vs. Georgia Tech, Jan. 29, 1983 (6 of 7), in Greensboro
.857	Jim Braddock vs. Rutgers, Jan. 5, 1983 (6 of 7), in Greensboro

HIGHEST THREE-POINT PCT. — SEASON (min. 50 made)

.496	Dante Calabria, 1994-95 (66 of 133)
.489	Hubert Davis, 1990-91 (64 of 131)
.472	Ty Lawson, 2008-09 (51 of 108)
.464	Jeff Lebo, 1987-88 (78 of 168)
.450	Jeff Lebo, 1986-87 (67 of 149)
.441	Wes Miller, 2005-06 (64 of 145)
.440	Raymond Felton, 2004-05 (70 of 159)
.438	Rick Fox, 1989-90 (70 of 160)
.436	Reggie Bullock, 2012-13 (88 of 202)
.431	Ademola Okulaja, 1998-99 (59 of 137)

HIGHEST THREE-POINT PCT. — CAREER (min. 100 made)

.435	Hubert Davis, 1988-92 (197 of 453)
.428	Jeff Lebo, 1985-89 (211 of 493)
.419	Reyshawn Terry, 2003-07 (103 of 246)
.415	Rashad McCants, 2002-05 (221 of 533)
.412	Dante Calabria, 1992-96 (193 of 469)
.403	Shammond Williams, 1994-98 (233 of 578)
.403	Ty Lawson, 2006-09 (112 of 278)
.397	Wayne Ellington, 2006-09 (229 of 577)
.397	Jeff McInnis, 1993-96 (138 of 348)
.388	Rick Fox, 1987-91 (153 of 394)



Robert Crawford

Tyler Hansbrough made 982 free throws in his career, more than any player in NCAA history.

FREE THROWS MADE

MOST FREE THROWS MADE — GAME

- 21 York Larese vs. Duke, Dec. 29, 1959, in Raleigh (*Ties ACC Record*)
- 20 Tyler Zeller vs. Maryland, Feb. 29, 2012
- 19 Lennie Rosenbluth vs. Clemson, Jan. 14, 1956

MOST FREE THROWS MADE — ACC TOURNAMENT GAME

- 17 Charles Scott vs. Virginia, quarterfinal, March 5, 1970, in Charlotte (*ACC Record*)

MOST FREE THROWS MADE — NCAA TOURNAMENT GAME

- 15 Ty Lawson vs. Michigan State, April 6, 2009, in Detroit, Mich. (national championship game)

MOST FREE THROWS MADE — SMITH CENTER

- 20 Tyler Zeller vs. Maryland, Feb. 29, 2012
- 17 Tyler Hansbrough vs. Clemson, Feb. 10, 2008
- 14 Tyler Hansbrough vs. Virginia Tech, Feb. 13, 2007
- 14 Tyler Hansbrough vs. Georgia Tech, Jan. 20, 2007
- 14 Tyler Hansbrough vs. Georgia Tech, Feb. 15, 2006
- 14 Tyler Hansbrough vs. NC State, Jan. 7, 2006

MOST CONSECUTIVE FREE THROWS MADE

- 41 Jeff Lebo (from Jan. 3 to March 12, 1989)

MOST FREE THROWS MADE — SEASON

- 304 Tyler Hansbrough, 2007-08 (*ACC record*)
- 285 Lennie Rosenbluth, 1956-57
- 249 Tyler Hansbrough, 2008-09
- 242 Tyler Hansbrough, 2006-07
- 222 Bob Lewis, 1965-66
- 214 Pete Brennan, 1957-58
- 191 Sean May, 2004-05
- 189 Lennie Rosenbluth, 1954-55
- 187 Tyler Hansbrough, 2005-06
- 185 Pete Brennan, 1956-57
- 185 Jerry Stackhouse, 1994-95

MOST FREE THROWS MADE — CAREER

- 982 Tyler Hansbrough, 2005-2009 (*NCAA record*)
- 603 Lennie Rosenbluth, 1954-57
- 561 Sam Perkins, 1980-84
- 560 Phil Ford, 1974-78
- 512 Bob Lewis, 1964-67
- 506 Pete Brennan, 1955-58
- 479 Mike O'Koren, 1976-80
- 452 Larry Miller, 1965-68
- 431 Dennis Wuycik, 1969-72
- 407 Tyler Zeller, 2008-12

FREE THROWS ATTEMPTED

MOST FREE THROWS ATTEMPTED — GAME

- 24 Billy Cunningham vs. Maryland, Jan. 13, 1964
- 24 Lennie Rosenbluth at Clemson, Jan. 14, 1956
- 23 Tyler Zeller vs. Maryland, Feb. 29, 2012

MOST FREE THROWS ATTEMPTED — ACC TOURNAMENT

- 21 Charles Scott vs. Virginia (made 17), quarterfinal, March 5, 1970, in Charlotte

MOST FREE THROWS ATTEMPTED — NCAA TOURNAMENT

- 19 Tyler Zeller vs. Long Island, East Regional 2nd round, March 25, 2011, in Charlotte
- 19 Tommy Kearns vs. Syracuse, East Regional final, March 16, 1957, in Philadelphia, Pa.

MOST FREE THROWS ATTEMPTED — SEASON

- 377 Tyler Hansbrough, 2007-08
- 376 Lennie Rosenbluth, 1956-57
- 315 Tyler Hansbrough, 2006-07
- 296 Tyler Hansbrough, 2008-09
- 291 Pete Brennan, 1957-58
- 276 Antawn Jamison, 1997-98
- 274 Bobby Lewis, 1965-66
- 262 Pete Brennan, 1956-57
- 260 Jerry Stackhouse, 1994-95
- 257 James Michael McAdoo, 2013-14

MOST FREE THROWS ATTEMPTED — CAREER

- 1,241 Tyler Hansbrough, 2005-2009 (*ACC record*)
- 815 Lennie Rosenbluth, 1954-57
- 715 Pete Brennan, 1955-58
- 705 Sam Perkins, 1980-84
- 693 Phil Ford, 1974-78
- 661 Larry Miller, 1965-68
- 660 Mike O'Koren, 1976-80
- 660 Bobby Lewis, 1964-67
- 635 Antawn Jamison, 1995-98
- 633 Billy Cunningham, 1962-65

FREE THROW PERCENTAGE

HIGHEST FT PERCENTAGE — GAME (min. 15 made)

- 1.000 York Larese vs. Duke, Dec. 29, 1959 (21 of 21), in Raleigh (*ACC record*)
- 1.000 Phil Ford at NC State, Feb. 24, 1976 (16 of 16)

HIGHEST FT PERCENTAGE — NCAA TOURNAMENT GAME (min. 10 made)

- 1.000 Tyler Hansbrough vs. Radford, March 19, 2009 (12 of 12), in Greensboro, N.C.

HIGHEST FT PERCENTAGE — SEASON (min. 75 made)

- .911 Shammond Williams, 1997-98 (133 of 146)
- .878 Jeff Lebo, 1987-88 (86 of 98)
- .877 Marcus Paige, 2013-14 (128 of 146)**
- .876 Steve Hale, 1984-85 (85 of 97)
- .871 Darrell Elston, 1973-74 (81 of 93)
- .868 York Larese, 1959-60 (131 of 151)
- .865 Marcus Paige, 2014-15 (96 of 111)**
- .860 Kenny Smith, 1984-85 (98 of 114)
- .858 Dennis Wuycik, 1970-71 (169 of 197)
- .856 Sam Perkins, 1983-84 (155 of 181)

HIGHEST FT PERCENTAGE — CAREER (min. 100 made)

Name (Years Played)	Made	Att.	Pct.
Marcus Paige, 2012-present	275	318	.865
Shammond Williams (1994-98)	292	344	.849
Marvin Williams (2004-05)	138	163	.847
Danny Green (2005-2009)	202	239	.845
Jeff Lebo (1985-89)	308	367	.839
Nate Britt (2013-present)	114	136	.838
Jim Braddock (1979-83)	106	127	.835
Dennis Wuycik (1969-72)	431	517	.834
Darrell Elston (1971-74)	125	150	.833
Ed Stahl (1972-75)	124	149	.832
Ranzino Smith (1984-88)	136	165	.824
Jason Capel (1998-02)	377	458	.823
Kenny Smith (1983-87)	293	356	.823
Hubert Davis (1989-92)	304	371	.819
Steve Hale (1982-86)	230	283	.813
Joseph Forte (1999-01)	221	273	.810
Wayne Ellington (2006-09)	233	288	.809
Phil Ford (1974-78)	560	693	.808
P.J. Hairston (2011-13)	140	175	.800
Sam Perkins (1980-84)	561	705	.796
York Larese (1958-61)	351	441	.796
Tyler Hansbrough (2005-09)	982	1241	.791
Larry Brown (1960-63)	221	282	.784
Tony Radovich (1952-56)	216	276	.783
Ty Lawson (2006-09)	337	432	.780
George Karl (1970-73)	305	391	.780
Ray Respass (1962-65)	110	141	.780

SINGLE-GAME

MOST REBOUNDS — GAME

30	Rusty Clark vs. Maryland, Feb. 21, 1968
28	Billy Cunningham vs. Maryland, Jan. 13, 1964
27	Billy Cunningham vs. Clemson, Feb. 16, 1963
25	Billy Cunningham vs. Tulane, Dec. 10, 1964
25	Lennie Rosenbluth vs. Virginia, Jan. 11, 1955
25	Lennie Rosenbluth vs. South Carolina, Dec. 9, 1954

MOST REBOUNDS — ACC REGULAR SEASON GAME

30	Rusty Clark vs. Maryland, Feb. 21, 1968
----	---

MOST REBOUNDS — ACC TOURNAMENT GAME

21	Lee Shaffer vs. Clemson, quarterfinal, March 5, 1959, in Raleigh
----	--

MOST REBOUNDS — ACC CHAMPIONSHIP GAME

19	Pete Brennan vs. South Carolina, March 9, 1957, in Raleigh
----	--

MOST REBOUNDS — NCAA TOURNAMENT GAME

22	Tyler Zeller vs. Ohio, March 23, 2012, in St. Louis
----	---

MOST REBOUNDS — GAME (by a freshman)

20	Antawn Jamison at Virginia, Jan. 17, 1996
----	---

MOST REBOUNDS — GAME (by a guard)

16	Joseph Forte at Duke, Feb. 1, 2001
----	------------------------------------

MOST REBOUNDS — SMITH CENTER

24	Sean May vs. Duke, March 6, 2005
21	Sean May vs. Akron, Dec. 14, 2003
21	Sean May vs. Duke, Feb. 5, 2004
19	Sean May vs. Kentucky, Dec. 4, 2004
18	Tyler Hansbrough vs. Duke, Feb. 6, 2008

SEASON

MOST REBOUNDS — SEASON (300 or more)

399	Tyler Hansbrough, 2007-08
397	Sean May, 2004-05
389	Antawn Jamison, 1997-98
379	Billy Cunningham, 1963-64
374	John Henson, 2010-11
365	Tyler Zeller, 2011-12
365	George Lynch, 1992-93
349	Brad Daugherty, 1984-85
348	John Henson, 2011-12
348	Bobby Jones, 1972-73
344	Billy Cunningham, 1964-65
341	Rusty Clark, 1967-68
339	Billy Cunningham, 1962-63
334	Mitch Kupchak, 1974-75
332	Pete Brennan, 1956-57
330	Sam Perkins, 1982-83
330	Rusty Clark, 1966-67
329	Antawn Jamison, 1996-97
321	Doug Moe, 1960-61
316	Mitch Kupchak, 1975-76
312	Robert McAdoo, 1971-72
309	Antawn Jamison, 1995-96
306	Brad Daugherty, 1985-86
303	Pete Brennan, 1957-58
301	Tyler Hansbrough, 2006-07
301	James Worthy, 1980-81

HIGHEST REBOUNDING AVERAGE — SEASON

16.1	Billy Cunningham, 1962-63 (339 reb. in 21 games)
15.8	Billy Cunningham, 1963-64
14.3	Billy Cunningham, 1964-65
14.0	Doug Moe, 1960-61
11.7	Pete Brennan, 1957-58
11.7	Lennie Rosenbluth, 1954-55
11.6	Bud Maddie, 1952-53
11.5	Lennie Rosenbluth, 1955-56
11.3	Mitch Kupchak, 1975-76
11.3	Doug Moe, 1959-60



Sally Sather

Brad Daugherty is one of seven Tar Heels to tally 1,000 rebounds.

CAREER

MOST REBOUNDS — CAREER (700 or more)

1,219	Tyler Hansbrough, 2005-2009
1,167	Sam Perkins, 1980-84
1,097	George Lynch, 1989-93
1,062	Billy Cunningham, 1962-65
1,027	Antawn Jamison, 1995-98
1,006	Mitch Kupchak, 1972-76
1,003	Brad Daugherty, 1982-86
941	Eric Montross, 1990-94
929	Rusty Clark, 1966-69
890	Ademola Okulaja, 1995-99
885	John Henson, 2011-12
861	Scott Williams, 1986-90
854	Pete Brennan, 1955-58
839	Brendan Haywood, 1997-01
834	Larry Miller, 1965-68
817	Bobby Jones, 1971-74
815	Mike O'Koren, 1976-80
807	Jason Capel, 1998-02
790	Lennie Rosenbluth, 1954-57
788	Tyler Zeller, 2011-12
771	Sean May, 2002-05
766	Pete Chilcutt, 1987-91
743	Deon Thompson, 2006-10
731	J.R. Reid, 1986-89
729	Lee Dedmon, 1968-71

MOST REBOUNDS BY YEARS PLAYED

Four-year career: 1,219 by Tyler Hansbrough, 2005-09
Three-year career: 1,062 by Billy Cunningham, 1962-65
Two-year career: 511 by Rasheed Wallace, 1993-95

HIGHEST REBOUNDING AVERAGE — CAREER

15.4	Billy Cunningham, 1962-65 (1,062 in 69 games)
10.6	Doug Moe, 1958-61
10.5	Pete Brennan, 1955-58
10.4	Lennie Rosenbluth, 1954-57
10.2	Rusty Clark, 1966-69
10.0	Sean May, 2002-05
10.0	Bud Maddie, 1953-54
9.9	Antawn Jamison, 1995-98
9.2	Larry Miller, 1965-68
8.9	Bobby Jones, 1971-74

DOUBLE-DIGIT REBOUNDING GAMES

MOST GAMES IN DOUBLE-FIGURE REBOUNDS — SEASON

22	Billy Cunningham, 1963-64
21	Billy Cunningham, 1962-63
21	John Henson, 2010-11
21	Antawn Jamison, 1997-98

MOST GAMES IN DOUBLE-FIGURE REBOUNDS — CAREER

61	Billy Cunningham, 1962-65
----	---------------------------

CONSECUTIVE GAMES IN DOUBLE-FIGURE REBOUNDS

40	Billy Cunningham (last 20 games in 1962-63 and first 20 games in 1963-64)
----	---



Kendall Marshall averaged an ACC-record 9.75 assists per game and won the Bob Cousy Award in 2011-12.

SINGLE-GAME

MOST ASSISTS — SINGLE GAME

18	Raymond Felton vs. George Mason, Dec. 7, 2003
17	Ed Cota vs. UNLV, Dec. 4, 1999, in Charlotte
17	Jeff Lebo vs. UT Chattanooga, Nov. 18, 1988
16	Kendall Marshall at Maryland, Feb. 4, 2012
16	Kendall Marshall vs. Long Beach State, Dec. 10, 2011
16	Kendall Marshall vs. Florida State, Feb. 6, 2011
15	Kendall Marshall vs. Tennessee State, Nov. 22, 2011
15	Kendall Marshall at UNC Asheville, Nov. 13, 2011
14	eight times, most recently by Kendall Marshall vs. South Carolina, Nov. 25, 2011, in Las Vegas

MOST ASSISTS — ACC REGULAR-SEASON GAME

16	Kendall Marshall at Maryland, Feb. 4, 2012
16	Kendall Marshall vs. Florida State, Feb. 6, 2011

MOST ASSISTS — ACC TOURNAMENT GAME

13	Larry Brown vs. South Carolina, quarterfinal, Feb. 28, 1963, in Raleigh
----	---

MOST ASSISTS — NCAA TOURNAMENT GAME

14	Kendall Marshall vs. Long Island, East 2nd round, March 18, 2011, in Charlotte
12	Kenny Smith vs. Notre Dame, 1987 East Regional semifinal, March 19, 1987, in East Rutherford, N.J.

MOST ASSISTS — SMITH CENTER GAME

18	Raymond Felton vs. George Mason, Dec. 7, 2003
17	Jeff Lebo vs. UT Chattanooga, Preseason NIT 1st round, Nov. 18, 1988

MOST ASSISTS BY A FRESHMAN — GAME

16	Kendall Marshall vs. Florida State, Feb. 6, 2011
14	Raymond Felton vs. Wyoming, March 24, 2003, NIT

MOST ASSISTS IN FIRST GAME AS A FRESHMAN

10	Raymond Felton vs. Penn State, Nov. 18, 2002, Preseason NIT (ties ACC record)
----	---

MOST ASSISTS IN TWO CONSECUTIVE GAMES

29	Kendall Marshall vs. Tennessee State (15) & South Carolina (14); vs. Long Beach State (16) & Appalachian State (13), 2011
----	---

MOST ASSISTS IN THREE CONSECUTIVE GAMES

41	Ed Cota vs. Appalachian State (14), at NC State (13) and vs. Florida State (14), 1997-98
----	--

MOST ASSISTS IN FOUR CONSECUTIVE GAMES

52	Kendall Marshall vs. UNC Asheville (15), Mississippi Valley State (8), Tennessee State (15) & South Carolina (14), Nov. 2011
----	--

MOST ASSISTS IN FIVE CONSECUTIVE GAMES

60	Kendall Marshall vs. UNC Asheville (15), Mississippi Valley State (8), Tennessee State (15), South Carolina (14) and UNLV (8), Nov. 2011
----	--

SEASON

MOST ASSISTS — SINGLE SEASON

351	Kendall Marshall, 2011-12 (ACC record, 4th-best NCAA history)
284	Ed Cota, 1999-2000
274	Ed Cota, 1997-98
249	Raymond Felton, 2004-05
238	Ed Cota, 1998-99
236	Raymond Felton, 2002-03
235	Kenny Smith, 1984-85

234	Ed Cota, 1996-97
230	Kendall Marshall, 2010-11
230	Ty Lawson, 2008-09

MOST ASSISTS — BY A FRESHMAN

236	Raymond Felton, 2002-03
234	Ed Cota, 1996-97
230	Kendall Marshall, 2010-11

HIGHEST ASSIST AVERAGE — SINGLE SEASON

9.75	Kendall Marshall, 2011-12 (351 assists in 36 games) (ACC record)
8.11	Ed Cota, 1999-2000 (284 assists in 35 games)
7.44	Ed Cota, 1998-99
7.41	Ed Cota, 1997-98
7.1	Raymond Felton, 2003-04

HIGHEST ASSIST AVERAGE — BY A FRESHMAN

6.88	Ed Cota, 1996-97 (234 assists in 34 games)
6.74	Raymond Felton, 2002-03
6.22	Kendall Marshall, 2010-11

CAREER

MOST ASSISTS — CAREER (500 or more)

1,030	Ed Cota, 1996-2000 (3rd in NCAA history)
768	Kenny Smith, 1983-87
753	Phil Ford, 1974-78
698	Raymond Felton, 2002-05
637	Derrick Phelps, 1990-94
629	King Rice, 1987-91
608	Ty Lawson, 2006-09
581	Kendall Marshall, 2010-12
580	Jeff Lebo, 1985-89
525	Jimmy Black, 1978-82
503	Steve Hale, 1982-86

MOST ASSISTS BY YEARS PLAYED

Four-year career:	1,030 by Ed Cota, 1996-2000
Three-year career:	698 by Raymond Felton, 2002-05
Two-year career:	581 by Kendall Marshall, 2010-12

HIGHEST ASSIST AVERAGE — CAREER

7.96	Kendall Marshall, 2010-12 (581 assists in 73 games)
7.46	Ed Cota, 1996-2000 (1,030 assists in 138 games)
6.9	Raymond Felton, 2002-05
6.1	Kenny Smith, 1983-87
6.1	Phil Ford, 1974-78
5.8	Ty Lawson, 2006-09
5.2	Larry Brown, 1960-63
4.8	Derrick Phelps, 1990-94
4.5	King Rice, 1987-91
4.4	Marcus Paige, 2012-present
4.4	Jeff McInnis, 1993-96
4.4	Jeff Lebo, 1985-89

10 OR MORE, ASSIST/TURNOVER RATIO

MOST GAMES WITH 10 OR MORE ASSISTS — SEASON

17	Kendall Marshall, 2011-12 ACC record
12	Ed Cota, 1999-2000
9	Phil Ford, 1975-76

MOST GAMES WITH 10 OR MORE ASSISTS — CAREER

32	Ed Cota, 1996-00
23	Kendall Marshall, 2010-12
18	Raymond Felton, 2002-05
16	Phil Ford, 1974-78
13	Kenny Smith, 1983-87

HIGHEST ASSIST-TURNOVER RATIO — SEASON

(min. 200 assists)

3.489	Ty Lawson, 2008-09 (230 assists, 66 turnovers)
3.475	Kendall Marshall, 2011-12 (351 assists, 101 turnovers)
2.72	King Rice, 1990-91 (207 assists, 76 turnovers)
2.57	Ty Lawson, 2006-07 (213 assists, 83 turnovers)
2.50	Kendall Marshall, 2010-11 (230 assists, 92 turnovers)

HIGHEST ASSIST-TURNOVER RATIO — CAREER

(min. 300 assists)

3.01	Kendall Marshall, 2010-12 (581 assists, 193 turnovers) (ACC record)
2.78	Ty Lawson, 2006-09 (608 assists, 219 turnovers)
2.21	Jeff Lebo, 1985-89 (580 assists, 263 turnovers)
2.19	King Rice, 1987-91 (629 assists, 287 turnovers)
2.19	Ed Cota, 1996-2000 (1030 assists, 470 turnovers)



Andrew Cline/The Daily Tar Heel

The defense of Derrick Phelps was a key factor in the run to the 1993 NCAA title. Phelps tallied a UNC-record 247 steals from 1990-94.



Keith Worrell

George Lynch ranks second in Carolina history in steals.

SINGLE-GAME

MOST STEALS — SINGLE GAME

9	Derrick Phelps at Georgia Tech, Feb. 2, 1992
8	Ty Lawson vs. Michigan State, April 6, 2009, in Detroit, Mich.
8	Tyler Hansbrough vs. UNC Asheville, Dec. 28, 2005
8	Derrick Phelps vs. Central Florida, Dec. 7, 1991
8	Dudley Bradley vs. Oregon State, Nov. 30, 1977
7	Ty Lawson vs. Michigan State, Dec. 3, 2008, in Detroit, Mich.
7	Derrick Phelps vs. Maryland, Feb. 10, 1994
7	George Lynch vs. Florida State, Jan. 27, 1993
7	Derrick Phelps vs. Cornell, Jan. 4, 1993
7	Derrick Phelps vs. Houston, Dec. 13, 1992
7	Jimmy Black vs. Tulsa, Dec. 3, 1981
7	Dudley Bradley vs. Duke, March 3, 1979, in Greensboro
7	Dudley Bradley vs. Wake Forest, Dec. 1, 1978, in Greensboro

MOST STEALS — ACC REGULAR SEASON GAME

9	Derrick Phelps at Georgia Tech, Feb. 2, 1992
---	--

MOST STEALS — ACC TOURNAMENT GAME

7	Dudley Bradley vs. Duke, championship, March 3, 1979, in Greensboro
---	---

MOST STEALS — NCAA TOURNAMENT GAME

8	Ty Lawson vs. Michigan State, April 6, 2009, in Detroit, Mich. (national championship game)
---	---

MOST STEALS — SMITH CENTER GAME

8	Tyler Hansbrough vs. UNC Asheville, Dec. 28, 2005
8	Derrick Phelps vs. Central Florida, Dec. 7, 1991

MOST STEALS BY A FRESHMAN

8	Tyler Hansbrough vs. UNC Asheville, Dec. 28, 2005 (ACC freshman record)
---	---

SEASON

MOST STEALS — SINGLE SEASON

97	Dudley Bradley, 1978-79
89	George Lynch, 1992-93
82	Derrick Phelps, 1992-93
78	Derrick Phelps, 1991-92
78	Michael Jordan, 1982-83
78	Walter Davis, 1976-77
75	Ty Lawson, 2008-09
72	Raymond Felton, 2004-05
71	Walter Davis, 1975-76
70	Rick Fox, 1990-91

CAREER

MOST STEALS — CAREER

247	Derrick Phelps, 1990-94
241	George Lynch, 1989-93
197	Rick Fox, 1987-91
195	Kenny Smith, 1983-87
192	Ed Cota, 1997-00
191	Raymond Felton, 2002-05
190	Dudley Bradley, 1975-79
184	Ty Lawson, 2006-09
183	Mike O'Koren, 1976-80
180	Tyler Hansbrough, 2005-09

MOST STEALS BY YEARS PLAYED

Four-year career: 247 by Derrick Phelps, 1990-94
Three-year career: 191 by Raymond Felton, 2002-05

SINGLE-GAME

MOST BLOCKED SHOTS — SINGLE GAME

10	Brendan Haywood vs. Miami (Fla.), Dec. 4, 2000
9	John Henson vs. Michigan State, Nov. 11, 2011, in San Diego, Calif. (on USS Carl Vinson)
9	Warren Martin vs. Stanford, Dec. 20, 1985

MOST BLOCKED SHOTS — ACC REGULAR-SEASON GAME

8	Warren Martin vs. NC State, Jan. 16, 1985
---	---

MOST BLOCKED SHOTS — ACC TOURNAMENT GAME

6	Eric Montross vs. Florida State, quarterfinal, March 11, 1994, in Charlotte
---	---

MOST BLOCKED SHOTS — NCAA TOURNAMENT GAME

6	John Henson vs. Long Island, March 18, 2011, East 2nd round, in Charlotte
6	Rasheed Wallace vs. Georgetown, Southeast Regional semifinal, March 23, 1995, in Birmingham, Ala.
6	Warren Martin vs. Middle Tennessee State, Southeast Regional 1st round, March 14, 1985, South Bend, Ind.

MOST BLOCKED SHOTS — SMITH CENTER GAME

10	Brendan Haywood vs. Miami (Fla.), Dec. 4, 2000
----	--

SEASON

MOST BLOCKED SHOTS — SINGLE SEASON

120	Brendan Haywood, 2000-01
118	John Henson, 2010-11
101	John Henson, 2011-12
93	Rasheed Wallace, 1994-95
91	Brendan Haywood, 1999-00
81	Warren Martin, 1985-86
81	Warren Martin, 1984-85
67	Sam Perkins, 1980-81
65	Ed Davis, 2008-09
65	Brandan Wright, 2006-07
65	Sam Perkins, 1982-83

MOST BLOCKED SHOTS PER GAME — SEASON

3.64	Brendan Haywood, 2000-01 (120 blocks in 33 games)
3.19	John Henson, 2010-11 (118 blocks in 37 games)
2.89	John Henson, 2011-12 (101 blocks in 35 games)
2.79	Warren Martin, 1985-86 (81 blocks in 29 games)
2.78	Ed Davis, 2009-10 (64 blocks in 23 games)

CAREER

MOST BLOCKED SHOTS — CAREER

304	Brendan Haywood, 1997-2001
279	John Henson, 2009-12
245	Sam Perkins, 1980-84
190	Warren Martin, 1981-86
174	Kevin Salvadori, 1990-94
169	Eric Montross, 1990-94
161	Scott Williams, 1986-90
156	Rasheed Wallace, 1993-95
155	Danny Green, 2005-2009
146	Brad Daugherty, 1982-86

MOST BLOCKED SHOTS BY YEARS PLAYED

Four-year career: 304 by Brendan Haywood, 1997-2001
Three-year career: 279 by John Henson, 2009-12
Two-year career: 156 by Rasheed Wallace, 1993-95

MOST BLOCKED SHOTS PER GAME — CAREER

2.56	John Henson, 2009-12 (279 blocks in 109 games)
2.26	Rasheed Wallace, 1993-95 (156 blocks in 69 games)
2.13	Brendan Haywood, 1997-2001 (304 blocks in 141 games)
2.11	Ed Davis, 2009-11 (129 blocks in 61 games)
1.81	Sam Perkins, 1980-84 (245 blocks in 135 games)



John Henson's 2.56 blocks per game in his career helped him to second place in UNC history in total blocks with 279.



Brendan Haywood owns Carolina's career, season and single-game blocked shot records.



Jeffrey Camarati

The 2009 senior class won 124 games, the most in Carolina history.

MOST GAMES PLAYED — SINGLE SEASON

- 39 Tyler Hansbrough, Wayne Ellington, Danny Green, Deon Thompson, Marcus Ginyard in 2007-08
- 38 Ed Davis, Larry Drew II, Wayne Ellington, Bobby Frasor, Danny Green and Deon Thompson in 2008-09
- 38 Wayne Ellington, Tyler Hansbrough, Ty Lawson, Wes Miller, Alex Stepheson, Reyshawn Terry and Deon Thompson in 2006-07
- 38 Vince Carter, Brendan Haywood, Makhtar Ndiaye, Ademola Okulaja, Shammond Williams in 1997-98
- 38 George Lynch, Eric Montross, Henrik Rodl, Kevin Salvadori, Pat Sullivan in 1992-93
- 38 Harrison Barnes, Reggie Bullock, James Michael McAdoo, Justin Watts, Tyler Zeller in 2011-12

MOST GAMES PLAYED — CAREER

- 152 Deon Thompson, 2006-10
- 145 Danny Green, 2005-09
- 143 Marcus Ginyard, 2005-10
- 142 Tyler Hansbrough, 2005-09
- 141 Brendan Haywood, 1997-2001
- 140 Pete Chilcutt, 1987-91
- 140 Rick Fox, 1987-91
- 140 King Rice, 1987-91
- 140 George Lynch, 1989-93
- 140 Henrik Rodl, 1989-93

MOST CAROLINA WINS PLAYED — SINGLE SEASON

- 36 Tyler Hansbrough, Wayne Ellington, Danny Green, Deon Thompson, Marcus Ginyard in 2007-08
- 34 George Lynch, Eric Montross, Henrik Rodl, Kevin Salvadori and Pat Sullivan in 1992-93
- 34 Vince Carter, Brendan Haywood, Makhtar Ndiaye, Ademola Okulaja and Shammond Williams in 1997-98
- 34 Ed Davis, Larry Drew II, Wayne Ellington, Bobby Frasor, Danny Green and Deon Thompson in 2008-09

MOST CAROLINA WINS PLAYED — CAREER

- 123 Danny Green, 2005-09 (23 in 2005-06, 30 in 2006-07, 36 in 2007-08, 34 in 2008-09)
- 121 Deon Thompson, 2006-10 (30 in 2006-07, 36 in 2007-08, 34 in 2008-09, 20 in 2009-10)
- 120 Tyler Hansbrough, 2005-09 (23 in 2005-06, 31 in 2006-07, 36 in 2007-08, 30 in 2008-09)
- 115 Sam Perkins, 1980-84 (29 in 1980-81, 31 in 1981-82, 27 in 1982-83, 28 in 1983-84)

MOST ACC WINS PLAYED — CAREER
(includes ACC Tournament games)

- 58 Danny Green, 2005-09
- 58 Tyler Hansbrough, 2005-09
- 57 Quentin Thomas, 2004-08
- 56 Sam Perkins, 1980-84
- 54 Eric Montross, 1990-94

TRIPLE-DOUBLE
(10 or More Points, Rebounds and Blocked Shots in Same Game)

Brendan Haywood vs. Miami, Dec. 4, 2000 (18 points, 14 rebounds, 10 blocks)

TRIPLE-DOUBLE
(10 or More Points, Rebounds and Assists in Same Game)

Jason Capel vs. Buffalo, Dec. 17, 2000 (16 points, 11 rebounds, 10 assists)

(*Note: The *Charlotte Observer* reported that Billy Cunningham had 33 points, 16 rebounds and 11 assists vs. Virginia on Jan. 16, 1965. However, assists were not an official statistic at that point.)

ONLY PLAYER IN NCAA HISTORY WITH
1,000 POINTS, 1,000 ASSISTS AND 500 REBOUNDS

Ed Cota (1,261 points, 1,030 assists and 517 rebounds)

MOST WINS BY A CLASS (Four-year span)

- 124 2008-09
- 123 2007-08
- 121 2006-10
- 117 1983-84
- 116 1988-89

MOST PERSONAL FOULS

- 443 Scott Williams (1986-90) (*ACC record*)

MOST GAMES PLAYED WITHOUT FOULING OUT

- 138 Ed Cota (1996-2000) (*NCAA record*)



Jeffrey Camarati


Harrison Barnes and four teammates played in 38 games in 2011-12.

TOP 25 TAR HEEL SCORING GAMES

Pts.	Player	Opponent	Date and Site
49	Bob Lewis	Florida State	Dec. 16, 1965, in Chapel Hill
48	Billy Cunningham	Tulane	Dec. 10, 1964, in Chapel Hill
47	Lennie Rosenbluth	Furman	Dec. 4, 1956, in Chapel Hill
45*	Lennie Rosenbluth	Clemson	Mar. 7, 1957, at Raleigh, N.C.
45	Lennie Rosenbluth	William & Mary	Feb. 7, 1956, in Chapel Hill
45	Lennie Rosenbluth	Clemson	Jan. 14, 1956, at Clemson, S.C.
45	George Glamack	Clemson	Feb. 10, 1941, in Chapel Hill
43	Charles Scott	Wake Forest	Jan. 17, 1970, in Chapel Hill
43	Bob Lewis	Richmond	Dec. 8, 1965, in Chapel Hill
42	Shammond Williams	Georgia Tech	Feb. 8, 1998, at Atlanta, Ga.
41	Kenny Smith	Clemson	Jan. 28, 1987, at Clemson, S.C.
41*	Charles Scott	Virginia	Mar. 5, 1970, at Charlotte, N.C.
40*	Harrison Barnes	Clemson	Mar. 12, 2011, in Greensboro, N.C.
40	Tyler Hansbrough	Georgia Tech	Feb. 15, 2006, in Chapel Hill
40*	Charles Scott	Duke	Mar. 8, 1969, at Charlotte, N.C.
40	Billy Cunningham	Maryland	Jan. 13, 1964, in Chapel Hill
40	Lennie Rosenbluth	Duke	Mar. 1, 1957, at Durham, N.C.
39	Tyler Hansbrough	Clemson	Feb. 10, 2008, in Chapel Hill
39	Michael Jordan	Georgia Tech	Jan. 29, 1983, at Greensboro, N.C.
39^	Al Wood	Virginia	Mar. 28, 1981, at Philadelphia, Pa.
39	Dennis Wuycik	Creighton	Dec. 12, 1970, at Charlotte, N.C.
39^	Lennie Rosenbluth	Canisius	Mar. 15, 1957, at Philadelphia, Pa.
39	Lennie Rosenbluth	William & Mary	Dec. 11, 1954, at Williamsburg, Va.
38	Joseph Forte	Tulsa	Nov. 11, 2000, in Chapel Hill
38	Larry Miller	Virginia	Jan. 28, 1967, in Chapel Hill
38	Billy Cunningham	Virginia	Feb. 23, 1965, in Chapel Hill
38*	Lennie Rosenbluth	South Carolina	Mar. 9, 1957, at Raleigh, N.C.

TOP 25 TAR HEEL REBOUNDING GAMES

Reb.	Player	Opponent	Date and Site
30	Rusty Clark	Maryland	Feb. 21, 1968, in Chapel Hill
28	Billy Cunningham	Maryland	Jan. 13, 1964, in Chapel Hill
27	Billy Cunningham	Clemson	Feb. 16, 1963, at Charlotte, N.C.
25	Billy Cunningham	Tulane	Dec. 10, 1964, in Chapel Hill
25	Billy Cunningham	South Carolina	Feb. 15, 1964, at Charlotte, N.C.
25	Billy Cunningham	Virginia Tech	Jan. 18, 1964, in Chapel Hill
25	Lennie Rosenbluth	Virginia	Jan. 11, 1955, in Chapel Hill
25	Lennie Rosenbluth	South Carolina	Dec. 9, 1954, in Chapel Hill
24	Sean May	Duke	Mar. 6, 2005, in Chapel Hill
24	Billy Cunningham	Georgia	Dec. 3, 1964, at Athens, Ga.
23	Billy Cunningham	Virginia	Feb. 20, 1963, in Chapel Hill
23	Paul Likins	Clemson	Dec. 4, 1955, in Chapel Hill
23	Lennie Rosenbluth	Clemson	Dec. 4, 1955, in Chapel Hill
22^	Tyler Zeller	Ohio	Mar. 23, 2012, in St. Louis, Mo.
22	Billy Cunningham	Maryland	Feb. 18, 1964, at College Park, Md.
22	Pete Brennan	Wake Forest	Jan. 4, 1958, in Chapel Hill
22	Lennie Rosenbluth	William & Mary	Feb. 7, 1956, in Chapel Hill
21	Sean May	Duke	Feb. 5, 2004, in Chapel Hill
21	Sean May	Akron	Dec. 14, 2003, in Chapel Hill
21	Mitch Kupchak	Tulane	Feb. 14, 1976, at New Orleans, La.
21	Bobby Jones	Duke	Jan. 20, 1973, in Chapel Hill
21	Billy Cunningham	South Carolina	Feb. 19, 1965, at Charlotte, N.C.
21	Billy Cunningham	South Carolina	Feb. 15, 1963, at Charlotte, N.C.
21	Doug Moe	Virginia	Jan. 14, 1961, at Charlottesville, Va.
21*	Lee Shaffer	Clemson	Mar. 5, 1959, at Raleigh, N.C.
21	Lennie Rosenbluth	Virginia	Jan. 10, 1956, in Chapel Hill

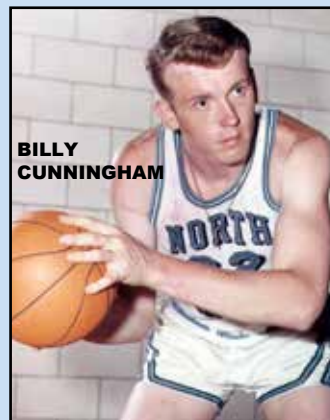


MITCH KUPCHAK



KENDALL MARSHALL

Payton Williams



BILLY CUNNINGHAM



KENNY SMITH

Sally Sather

Jeffrey Camarati



Bob Lewis scored a school-record 49 points vs. Florida State in 1965.

Getty Images



Sean May had a career-high 24 rebounds in the win over Duke in 2005 in Chapel Hill.

Key to symbols: *ACC Tournament game ~NIT game
^NCAA Tournament game

TOP 25 TAR HEEL ASSIST GAMES

As.	Player	Opponent	Date and Site
18	Raymond Felton	George Mason	Dec. 7, 2003, in Chapel Hill
17	Ed Cota	UNLV	Dec. 4, 1999, at Charlotte, N.C.
17	Jeff Lebo	Chattanooga	Nov. 18, 1988, in Chapel Hill
16	Kendall Marshall	Maryland	Feb. 4, 2012, in College Park, Md.
16	Kendall Marshall	Long Beach State	Dec. 10, 2011, in Chapel Hill
16	Kendall Marshall	Florida State	Feb. 6, 2011, in Chapel Hill
15	Kendall Marshall	Tennessee State	Nov. 22, 2011, in Chapel Hill
15	Kendall Marshall	UNC Asheville	Nov. 13, 2011, in Asheville, N.C.
14	Kendall Marshall	South Carolina	Nov. 25, 2011, in Las Vegas, Nev.
14^	Kendall Marshall	Washington	Mar. 20, 2011, in Charlotte, N.C.
14~	Raymond Felton	Wyoming	Mar. 24, 2003, in Chapel Hill
14	Ed Cota	Florida State	Jan. 24, 1998, in Chapel Hill
14	Ed Cota	Appalachian State	Jan. 17, 1998, in Chapel Hill
14	Phil Ford	NC State	Feb. 23, 1977, in Chapel Hill
14	Phil Ford	Brigham Young	Dec. 20, 1976, in Chapel Hill
14	Phil Ford	Howard	Nov. 29, 1975, in Chapel Hill
13	Kendall Marshall	NC State	Feb. 22, 2012, in Raleigh, N.C.
13	Kendall Marshall	Clemson	Feb. 18, 2012, in Chapel Hill
13	Kendall Marshall	Appalachian State	Dec. 17, 2011, in Chapel Hill
13	Ed Cota	Duke	Mar. 4, 2000, at Durham, N.C.
13	Ed Cota	Wake Forest	Feb. 12, 2000, in Chapel Hill
13	Ed Cota	Hampton	Nov. 23, 1998, at Hampton, Va.
13	Ed Cota	Georgia Tech	Feb. 8, 1998, at Atlanta, Ga.
13	Ed Cota	NC State	Jan. 21, 1998, at Raleigh, N.C.
13	Shammond Williams	Richmond	Nov. 19, 1997, at Richmond, Va.
13	Jeff McInnis	Florida State	Jan. 25, 1995, in Chapel Hill
13	King Rice	Kentucky	Dec. 27, 1989, at Louisville, Ky.
13	Kenny Smith	Miami (Fla.)	Dec. 6, 1986, in Chapel Hill
13	Jeff Lebo	Manhattan	Dec. 27, 1985, at Miami, Fla.
13	Kenny Smith	UCLA	Nov. 24, 1985, in Chapel Hill
13	Steve Hale	Clemson	Feb. 23, 1985, in Chapel Hill
13	Kenny Smith	The Citadel	Feb. 1, 1985, at Charlotte, N.C.
13	Kenny Smith	SMU	Jan. 13, 1985, at Greensboro, N.C.
13	Kenny Smith	Oral Roberts	Dec. 8, 1984, in Chapel Hill
13	Steve Hale	Duke	Mar. 3, 1984, in Chapel Hill
13*	Larry Brown	South Carolina	Feb. 28, 1963, at Raleigh, N.C.

**FIELD GOAL PERCENTAGE
(MIN. 85 FIELD GOALS MADE)**

Year	Player	FGM	FGA	Pct.
1951-52	Al Lifson	163	401	.406
1952-53	Jerry Vayda	111	266	.417
1953-54	Jerry Vayda	123	298	.413
1954-55	Tony Radovich	85	194	.438
1955-56	Lennie Rosenbluth	227	496	.456
1956-57	Lennie Rosenbluth	305	631	.483
1957-58	Pete Brennan	170	388	.438
1958-59	Lee Shaffer	128	273	.468
1959-60	Lee Shaffer	169	388	.436
1960-61	Jim Hudock	94	188	.500
1961-62	Donnie Walsh*	85	152	.559
1962-63	Billy Cunningham	186	380	.487
1963-64	Charlie Shaffer	117	221	.525
1964-65	Billy Cunningham	237	481	.491
1965-66	Larry Miller	219	400	.548
1966-67	Rusty Clark*	181	328	.552
1967-68	Charles Szcott	234	470	.498
1968-69	Bill Bunting*	217	363	.598
1969-70	Dennis Wuycik	148	270	.548
1970-71	Dennis Wuycik*	182	300	.607
1971-72	Bobby Jones*	127	190	.668
1972-73	Mitch Kupchak	99	164	.604
1973-74	Bobby Jones*	189	326	.580
1974-75	Mitch Kupchak	239	397	.602
1975-76	Tommy LaGarde*	156	255	.612
1976-77	Tommy LaGarde	108	182	.593
1977-78	Mike O'Koren*	173	269	.643
1978-79	Al Wood*	210	367	.572
1979-80	Al Wood	216	378	.571
1980-81	Sam Perkins	199	318	.626
1981-82	Sam Perkins	174	301	.578
1982-83	Brad Daugherty	110	197	.558
1983-84	Brad Daugherty	128	210	.610
1984-85	Brad Daugherty	238	381	.625
1985-86	Brad Daugherty*#	284	438	.648
1986-87	J.R. Reid	198	339	.584
1987-88	J.R. Reid	222	366	.607
1988-89	J.R. Reid	164	267	.614
1989-90	Kevin Madden	120	211	.569
1990-91	Pete Chilcutt	175	325	.538
1991-92	Eric Montross	140	244	.574
1992-93	Eric Montross	222	361	.615
1993-94	Rasheed Wallace	139	230	.604
1994-95	Rasheed Wallace*	238	364	.654
1995-96	Antawn Jamison*	201	322	.624
1996-97	Antawn Jamison	270	496	.544
1997-98	Vince Carter*	224	379	.591
1998-99	Brendan Haywood	160	247	.648
1999-00	Brendan Haywood*#	191	274	.697
2000-01	Brendan Haywood	155	262	.592
2001-02	Jawad Williams	104	202	.515
2002-03	Rashad McCants	215	438	.491
2003-04	Rashad McCants	216	451	.479
2004-05	Sean May	228	402	.567
2005-06	Tyler Hansbrough	199	349	.570
2006-07	Brandan Wright*	228	353	.646
2007-08	Tyler Hansbrough	289	535	.540
2008-09	Ty Lawson	182	342	.532
2009-10	Ed Davis	111	192	.578
2010-11	Tyler Zeller*	210	384	.547
2011-12	Tyler Zeller	220	398	.553
2012-13	Brice Johnson	90	176	.511
2013-14	Brice Johnson	150	265	.566
2014-15	Brice Johnson	207	366	.566

**FREE THROW PERCENTAGE
(MIN. 50 FREE THROWS MADE)**

Year	Player	FTM	FTA	Pct.
1951-52	Al Lifson	99	140	.707
1952-53	Al Lifson	100	142	.704
1953-54	Al Lifson	74	97	.763
1954-55	Tony Radovich	60	80	.750
1955-56	Tony Radovich	63	76	.829
1956-57	Lennie Rosenbluth	285	376	.758
1957-58	Harvey Salz	64	84	.761
1958-59	Lee Shaffer	74	96	.770
1959-60	York Larese*	131	151	.868
1960-61	York Larese	124	158	.785
1961-62	Larry Brown	101	127	.795
1962-63	Larry Brown	95	122	.779
1963-64	Ray Respass	52	66	.788
1964-65	Bob Lewis	123	175	.703

1965-66	Bob Lewis	222	274	.810
1966-67	Bob Lewis	167	211	.791
1967-68	Dick Grubar	64	90	.711
1968-69	Bill Bunting	143	173	.827
1969-70	Charles Scott	169	215	.786
1970-71	Dennis Wuycik	169	197	.858
1971-72	Kim Hubbard	53	57	.930
1972-73	Ed Stahl	73	88	.830
1973-74	Darrell Elston	81	93	.871
1974-75	Phil Ford	126	161	.783
1975-76	Tommy LaGarde	106	131	.809
1976-77	Phil Ford*	157	184	.853
1977-78	Phil Ford	149	184	.810
1978-79	Mike O'Koren	144	188	.766
1979-80	Al Wood	118	154	.766
1980-81	Jimmy Black	93	118	.788
1981-82	Matt Doherty	71	92	.772
1982-83	Jim Braddock	67	81	.827
1983-84	Sam Perkins*	155	181	.856
1984-85	Steve Hale*	85	97	.876
1985-86	Steve Hale	85	103	.825
1986-87	Jeff Lebo*	79	93	.849
1987-88	Ranzino Smith	52	58	.897
1988-89	Jeff Lebo	89	103	.864
1989-90	Hubert Davis	59	74	.797
1990-91	Hubert Davis	81	97	.835
1991-92	Hubert Davis*	140	169	.828
1992-93	Donald Williams*	97	117	.829
1993-94	Donald Williams	77	100	.770
1994-95	Jerry Stackhouse	185	260	.712
1995-96	Jeff McInnis	88	110	.800
1996-97	Shammond Williams	88	108	.815
1997-98	Shammond Williams*	133	146	.911
1998-99	Jason Capel	76	89	.854
1999-00	Jason Capel	116	140	.829
2000-01	Joseph Forte	133	156	.853
2001-02	Jason Capel	112	136	.824
2002-03	Jawad Williams	97	129	.752
2003-04	Raymond Felton	85	105	.810
2004-05	Marvin Williams	138	163	.847
2005-06	Reyshawn Terry	108	135	.800
2006-07	Wayne Ellington	51	61	.836
2007-08	Danny Green	69	79	.873
2008-09	Danny Green	52	61	.852
2009-10	Will Graves	50	62	.806
2010-11	Tyler Zeller	161	211	.763
2011-12	P.J. Hairston	52	62	.839
2012-13	Marcus Paige	51	61	.836
2013-14	Marcus Paige	128	146	.877
2014-15	Nate Britt	60	68	.882

**THREE-POINT FIELD GOAL PERCENTAGE
(MIN. 25 FIELD GOALS MADE)**

Year	Player	Made	Att	Pct.
1982-83	Jim Braddock	43	93	.462
1986-87	Jeff Lebo	67	149	.450
1987-88	Jeff Lebo	78	168	.464
1988-89	Steve Bucknall	62	148	.419
1989-90	Rick Fox	70	160	.438
1990-91	Hubert Davis*	64	131	.489
1991-92	Hubert Davis	85	198	.429
1992-93	Donald Williams	83	199	.417
1993-94	Jeff McInnis	27	65	.415
1994-95	Dante Calabria*	66	133	.496
1995-96	Shammond Williams	46	116	.397
1996-97	Shammond Williams	95	227	.419
1997-98	Vince Carter	44	107	.411
1998-99	Ademola Okulaja	59	137	.431
1999-00	Jason Capel	46	121	.380
2000-01	Jason Capel	56	134	.418
2001-02	Adam Boone	34	79	.430
2002-03	Rashad McCants	72	174	.414
2003-04	Rashad McCants	78	191	.408
2004-05	Raymond Felton*	70	159	.440
2005-06	Wes Miller	64	145	.441
2006-07	Reyshawn Terry	45	103	.437
2007-08	Wayne Ellington	78	195	.400
2008-09	Ty Lawson	51	108	.472
2009-10	Will Graves	73	197	.371
2010-11	Leslie McDonald	51	134	.381
2011-12	Reggie Bullock	71	186	.382
2012-13	Reggie Bullock	88	202	.436
2013-14	Marcus Paige	86	221	.389
2014-15	Marcus Paige	94	238	.395

SCORING AVERAGE


Year	Player	PPG
1910-11	Marvin Ritch	9.5
1911-12	Junius Smith	12.0
1912-13	Meb Long	10.1
1913-14	Meb Long	12.7
1914-15	Meb Long	11.1
1915-16	Meb Long	14.7
1916-17	Mac McDuffie	11.1
1917-18	Peter Lynch	13.1
1918-19	Peter Lynch	11.8
1919-20	Billy Carmichael	10.8
1920-21	Cartwright Carmichael	15.1
1921-22	Cartwright Carmichael	12.6
1922-23	Cartwright Carmichael	14.9
1923-24	Jack Cobb	13.6
1924-25	Jack Cobb	9.5
1925-26	Jack Cobb	11.9
1926-27	Bill Vanstory	8.1
1927-28	Rufus Hackney	7.8
1928-29	Henry Satterfield	7.3
1929-30	Dave Neiman	6.7
1930-31	Sandy Dameron	7.3
1931-32	Wilmer Hines	8.9
1932-33	Wilmer Hines	10.1
1933-34	Virgil Weathers	7.8
1934-35	Mel Nelson	9.6
1935-36	Andy Bershak	6.8
1936-37	Pete Mullis	8.3
1937-38	Andy Bershak	7.5
1938-39	George Glamack	9.1
1939-40	George Glamack	17.6
1940-41	George Glamack	20.6
1941-42	Bob Rose	11.5
1942-43	Fritz Nagy	10.4
1943-44	Bernie Mock	9.1
1944-45	Jim Jordan	11.2
1945-46	John "Hook" Dillon	13.9
1946-47	Jim Hamilton	11.4
1947-48	Bob Paxton	12.2
1948-49	Coy Carson	15.3
1949-50	Nemo Nearman	13.2
1950-51	Jack Wallace	13.9
1951-52	Al Lifson	15.8
1952-53	Al Lifson	14.7
1953-54	Jerry Vayda	17.0
1954-55	Lennie Rosenbluth	25.5
1955-56	Lennie Rosenbluth*	26.7
1956-57	Lennie Rosenbluth	28.0
1957-58	Pete Brennan*	21.3
1958-59	York Larese	15.1
1959-60	Lee Shaffer*	18.2
1960-61	York Larese	23.1
1961-62	Larry Brown	16.5
1962-63	Billy Cunningham	22.7
1963-64	Billy Cunningham*	26.0
1964-65	Billy Cunningham*	25.4
1965-66	Bob Lewis*	27.4
1966-67	Larry Miller	21.9
1967-68	Larry Miller	22.4
1968-69	Charles Scott	22.3
1969-70	Charles Scott*	27.1
1970-71	Dennis Wuycik	18.4
1971-72	Robert McAdoo	19.5
1972-73	George Karl	17.0
1973-74	Bobby Jones	16.1
1974-75	Mitch Kupchak	18.5
1975-76	Phil Ford	18.6
1976-77	Phil Ford	18.7
1977-78	Phil Ford	20.8
1978-79	Al Wood	17.8
1979-80	Al Wood	19.0
1980-81	Al Wood	18.1
1981-82	James Worthy	15.6
1982-83	Michael Jordan	20.0
1983-84	Michael Jordan*	19.6
1984-85	Brad Daugherty	17.3
1985-86	Brad Daugherty	20.2
1986-87	Kenny Smith	16.9
1987-88	J.R. Reid	18.0
1988-89	J.R. Reid	15.9
1989-90	Rick Fox	16.2
1990-91	Rick Fox	16.9
1991-92	Hubert Davis	21.4
1992-93	Eric Montross	15.8

RECORD BOOK
YEARLY LEADERS

1993-94	Donald Williams	14.3
1994-95	Jerry Stackhouse	19.2
1995-96	Jeff McInnis	16.5
1996-97	Antawn Jamison	19.1
1997-98	Antawn Jamison*	22.2
1998-99	Ademola Okulaja	13.9
1999-00	Joseph Forte	16.7
2000-01	Joseph Forte	20.9
2001-02	Jason Capel	15.6
2002-03	Rashad McCants	17.0
2003-04	Rashad McCants*	20.0
2004-05	Sean May	17.5
2005-06	Tyler Hansbrough	18.9
2006-07	Tyler Hansbrough	18.4
2007-08	Tyler Hansbrough*	22.6
2008-09	Tyler Hansbrough	20.7
2009-10	Deon Thompson	13.7
2010-11	Tyler Zeller	15.7
	Harrison Barnes	15.7
2011-12	Harrison Barnes	17.1
2012-13	P.J. Hairston	14.6
2013-14	Marcus Paige	17.5
2014-15	Marcus Paige	14.1

REBOUNDING AVERAGE

Year	Player	RPG
1951-52	Howard Deasy	10.7
1952-53	Bud Maddie	11.6
1953-54	Paul Likins	10.9
1954-55	Lennie Rosenbluth	11.7
1955-56	Lennie Rosenbluth	11.5
1956-57	Pete Brennan	10.4
1957-58	Pete Brennan*	11.7
1958-59	Dick Kepley	7.3
1959-60	Doug Moe	11.3
1960-61	Doug Moe	14.0
1961-62	Jim Hudock	10.1
1962-63	Billy Cunningham*	16.1
1963-64	Billy Cunningham*	15.8
1964-65	Billy Cunningham*	14.3
1965-66	Larry Miller	10.3
1966-67	Rusty Clark	10.3
1967-68	Rusty Clark	11.0
1968-69	Rusty Clark	9.2
1969-70	Lee Dedmon	9.4
1970-71	Lee Dedmon	8.5
1971-72	Robert McAdoo	10.1
1972-73	Bobby Jones	10.5
1973-74	Bobby Jones	9.8
1974-75	Mitch Kupchak	10.8
1975-76	Mitch Kupchak*	11.3
1976-77	Tommy LaGarde	7.4
1977-78	Mike O'Koren	6.7
1978-79	Mike O'Koren	7.2
1979-80	Mike O'Koren	7.4
1980-81	James Worthy	8.4
1981-82	Sam Perkins	7.8
1982-83	Sam Perkins	9.4
1983-84	Sam Perkins	9.6
1984-85	Brad Daugherty*	9.7
1985-86	Brad Daugherty	9.0
1986-87	J.R. Reid	7.4
1987-88	J.R. Reid	8.9
1988-89	Scott Williams	7.3
1989-90	Scott Williams	7.3
1990-91	George Lynch	7.4
1991-92	George Lynch	8.8
1992-93	George Lynch	9.6
1993-94	Eric Montross	8.1
1994-95	Jerry Stackhouse	8.2
1995-96	Antawn Jamison	9.7
1996-97	Antawn Jamison	9.4
1997-98	Antawn Jamison*	10.5
1998-99	Ademola Okulaja	8.4
1999-00	Brendan Haywood	7.5
2000-01	Jason Capel	7.3
	Brendan Haywood	7.3
2001-02	Jason Capel	8.6
2002-03	Jawad Williams	5.6
2003-04	Sean May*	9.8
2004-05	Sean May	10.7
2005-06	Tyler Hansbrough	7.8
2006-07	Tyler Hansbrough	7.9
2007-08	Tyler Hansbrough*	10.2
2008-09	Tyler Hansbrough	8.1



Robert Crawford

Ed Cota led the ACC in assists four years in a row, tallying over 1,000 in his career.

2009-10	Ed Davis	9.2
2010-11	John Henson	10.1
2011-12	John Henson*	9.9
2012-13	James Michael McAdoo	7.3
2013-14	James Michael McAdoo	6.8
2014-15	Brice Johnson	7.8

ASSISTS

Year	Player	Assists
1968-69	Charles Scott	108
1969-70	Eddie Fogler	92
1970-71	Steve Previs	90
1971-72	Steve Previs	151
1972-73	George Karl	192
1973-74	Darrell Elston	158
1974-75	Phil Ford	161
1975-76	Phil Ford*	203
1976-77	Phil Ford*	217
1977-78	Phil Ford*	172
1978-79	Mike O'Koren	99
1979-80	Mike O'Koren	104
1980-81	Jimmy Black	188
1981-82	Jimmy Black*	213
1982-83	Matt Doherty	150
1983-84	Matt Doherty	124
1984-85	Kenny Smith	235
1985-86	Kenny Smith	210
1986-87	Kenny Smith	209
1987-88	Jeff Lebo	159
1988-89	Steve Bucknall	196
1989-90	King Rice	217
1990-91	King Rice	207
1991-92	Derrick Phelps	207
1992-93	Derrick Phelps	196
1993-94	Derrick Phelps	176
1994-95	Jeff McInnis	180
1995-96	Jeff McInnis	170
1996-97	Ed Cota*	234
1997-98	Ed Cota*	274
1998-99	Ed Cota*	238
1999-00	Ed Cota*	284
2000-01	Ronald Curry	119
2001-02	Adam Boone	89
2002-03	Raymond Felton	236
2003-04	Raymond Felton*	213
2004-05	Raymond Felton*	248
2005-06	Bobby Frasier	136
2006-07	Ty Lawson	213
2007-08	Ty Lawson	165
2008-09	Ty Lawson*	230
2009-10	Larry Drew II	222
2010-11	Kendall Marshall*	230
2011-12	Kendall Marshall*#	351
2012-13	Marcus Paige	161
2013-14	Marcus Paige	143
2014-15	Marcus Paige	170

BLOCKED SHOTS

Year	Player	Blocks
1975-76	Mitch Kupchak	32
1976-77	Tommy LaGarde	31
1977-78	Jeff Wolf	23
1978-79	Pete Budko	27
1979-80	Jeff Wolf	28

1980-81	Sam Perkins	67
1981-82	Sam Perkins	53
1982-83	Sam Perkins	65
1983-84	Sam Perkins	60
1984-85	Warren Martin	81
1985-86	Warren Martin	81
1986-87	Dave Popson	27
	J.R. Reid	27
	Scott Williams	27
1987-88	Scott Williams	43
1988-89	Scott Williams	50
1989-90	Scott Williams	41
1990-91	Pete Chilcutt	35
1991-92	Kevin Salvadori	63
1992-93	Eric Montross	47
1993-94	Rasheed Wallace	63
1994-95	Rasheed Wallace	93
1995-96	Serge Zwikker	49
1996-97	Serge Zwikker	61
1997-98	Makhtar Ndiaye	54
1998-99	Brendan Haywood	60
1999-00	Brendan Haywood	91
2000-01	Brendan Haywood*	120
2001-02	Kris Lang	33
2002-03	Jawad Williams	37
2003-04	Sean May	37
2004-05	Sean May	38
2005-06	Danny Green	32
2006-07	Brandon Wright	65
2007-08	Deon Thompson	51
2008-09	Ed Davis	65
2009-10	Ed Davis	64
2010-11	John Henson*	118
2011-12	John Henson*	101
2012-13	Desmond Hubert	30
2013-14	Brice Johnson	43
2014-15	Kennedy Meeks	46

STEALS


Year	Player	Steals
1975-76	Walter Davis	71
1976-77	Walter Davis	78
1977-78	Dudley Bradley	61
1978-79	Dudley Bradley*	97
1979-80	Mike O'Koren	43
1980-81	Jimmy Black	64
1981-82	Jimmy Black	58
1982-83	Michael Jordan	78
1983-84	Michael Jordan	50
1984-85	Kenny Smith	64
1985-86	Steve Hale	55
1986-87	Kenny Smith	51
1987-88	Scott Williams	45
1988-89	Rick Fox	47
1989-90	Rick Fox	54
	King Rice	54
1990-91	Rick Fox	70
1991-92	Derrick Phelps	78
1992-93	George Lynch	89
1993-94	Derrick Phelps	60
1994-95	Jerry Stackhouse	50
1995-96	Jeff McInnis	38
1996-97	Ed Cota	57
1997-98	Ed Cota	58
1998-99	Ademola Okulaja	46
1999-00	Joseph Forte	54
2000-01	Joseph Forte	67
2001-02	Jason Capel	29
2002-03	Raymond Felton	56
2003-04	Raymond Felton	63
2004-05	Raymond Felton	72
2005-06	Tyler Hansbrough	38
2006-07	Ty Lawson	58
2007-08	Tyler Hansbrough	59
2008-09	Ty Lawson*	75
2009-10	Marcus Ginyard	44
2010-11	Dexter Strickland	46
2011-12	Kendall Marshall	43
2012-13	James Michael McAdoo	54
2013-14	J.P. Tokoto	55
2014-15	Marcus Paige	65

*Denotes ACC leader

#Denotes NCAA leader

Year	GP	Field Goals Made-Att.	Pct.	3Pt. Field Goals Made-Att.	Pct.	Free Throws Made-Att.	Pct.	Rebounds Off-Def	Tot-Avg.	A	TO	BLK	STL	PF-D	Points-Avg.
1946-47															1433-53.1
1947-48															1452-53.8
1948-49															1486-59.4
1949-50	25	614				416								526	1652-57.0
1950-51	27	682-2025	.336			402-709	.668								1767-65.1
1951-52	27														1741-64.5
1952-53	27	659				423									2014-74.6
1953-54	21	499-1322	.377			441-701	.629		859-40.9					478	1439-68.5
1954-55	21	549-1386	.396			494-722	.684		794-37.8					396-21	1592-75.8
1955-56	23	623-1515	.411			593-862	.688		1106-48.1					417	1839-80.0
1956-57	32	860-1996	.431			817-1165	.701		1495-46.7					586	2537-79.3
1957-58	26	642-1621	.396			583-840	.694		1157-44.5					493	1867-71.8
1958-59	25	648-1509	.429			501-742	.691		1132-45.3					444	1797-71.9
1959-60	24	606-1467	.413			542-715	.758		1101-45.9					563	1754-73.1
1960-61	23	664-1497	.444			437-651	.671		1148-49.9					429	1765-76.7
1961-62	17	450-959	.469			330-495	.667		708-41.6					374	1230-72.4
1962-63	21	628-1368	.459			352-520	.676		918-43.7					390	1608-76.6
1963-64	24	731-1625	.450			399-607	.657		1171-48.8					477	1861-77.6
1964-65	24	757-1600	.473			400-605	.661		1092-45.5					438	1914-79.8
1965-66	27	838-1620	.517			508-693	.783		1007-37.3					453	2184-80.9
1966-67	32	1016-2154	.472			598-894	.669		1505-47.0					598	2630-82.2
1967-68	32	1028-2261	.455			624-916	.681		1511-47.2					570	2680-83.8
1968-69	32	1094-2228	.491			656-912	.717		1468-45.9	485				584	2844-88.9
1969-70	27	931-1936	.481			537-747	.719		1236-45.8	403				530	2399-88.9
1970-71	32	1010-1935	.522			686-923	.743		1382-43.2	586				654	2706-84.6
1971-72	31	1031-1954	.528			700-942	.743		1378-44.5	683				641	2762-89.1
1972-73	33	1150-2181	.527			496-703	.706		1405-42.6	855				675	2796-84.7
1973-74	28	1015-1952	.520			407-577	.705		1144-40.9	677				574	2437-87.0
1974-75	31	1037-1933	.536			549-556	.701		1090-35.2	391				699	2417-78.0
1975-76	29	966-1838	.526			537-715	.751		1086-37.4	598	74	279		567	2469-85.1
1976-77	33	1054-1961	.537			651-873	.746		1124-34.1	656	93	356		684	2759-83.6
1977-78	31	1008-1895	.532			497-756	.657		1111-35.8	595	93	294	633-18	2513-81.1	
1978-79	29	861-1614	.533			496-688	.721		936-32.3	428	112	278	533-8	2218-76.5	
1979-80	29	838-1603	.523			448-669	.670		994-32.6	462	110	225	559-18	2124-73.2	
1980-81	37	1028-1969	.522			604-826	.731		1264-34.2	545	146	272	636-17	2660-71.9	
1981-82	34	895-1668	.537			477-689	.692		999-29.4	583	438	110	239	471-6	2269-66.7
1982-83	36	1072-2082	.515	132-302	.437	629-849	.741		1268-35.2	597	509	173	248	673-19	2905-80.7
1983-84	31	966-1779	.543			551-704	.783		1073-34.6	605	476	157	221	499-10	2483-80.1
1984-85	36	1039-1925	.540			569-748	.761		1215-33.8	702	556	159	220	604-24	2647-73.5
1985-86	34	1197-2140	.559			551-747	.738		1272-37.4	800	522	152	271	642-20	2945-86.6
1986-87	36	1238-2304	.537	213-488	.436	596-826	.722		1329-36.9	782	567	103	319	662-15	3285-91.3
1987-88	34	1013-1892	.535	169-393	.430	596-820	.727		1175-34.6	618	581	105	252	574-15	2791-82.1
1988-89	37	1228-2328	.527	186-478	.389	689-950	.725		1418-38.3	788	634	122	285	645-17	3331-90.0
1989-90	34	1044-2098	.498	206-565	.365	525-765	.686		1281-37.7	594	584	114	309	607-21	2808-82.6
1990-91	35	1134-2257	.502	192-483	.398	607-866	.701		1455-41.6	699	566	148	315	574-6	3067-87.6
1991-92	33	1039-2080	.500	232-599	.387	534-746	.716		1264-38.3	616	538	142	283	598-15	2756-83.5
1992-93	38	1219-2407	.506	168-452	.372	666-943	.706		1561-41.1	698	581	145	357	602-10	3272-86.1
1993-94	35	1091-2188	.499	144-437	.330	670-1008	.665		1531-43.7	649	532	219	285	579-11	2996-85.6
1994-95	34	1044-2055	.508	266-648	.410	517-763	.678		1290-37.9	576	437	177	211	476-5	2871-84.4
1995-96	32	919-1869	.492	235-593	.396	411-613	.670	420-823	1243-38.8	559	429	110	172	471-6	2484-77.6
1996-97	35	1018-2124	.479	188-506	.372	485-713	.680	530-925	1455-41.6	632	495	142	261	547-10	2709-77.4
1997-98	38	1131-2184	.518	185-511	.362	666-937	.711	490-1022	1512-39.8	699	493	188	259	533-13	3113-81.9
1998-99	34	868-1841	.471	175-460	.380	517-720	.718	435-923	1358-39.9	541	530	134	192	505-8	2428-71.4
1999-00	36	1014-2066	.491	169-492	.343	518-740	.700	438-956	1394-38.7	609	536	178	210	580-11	2715-75.4
2000-01	33	945-1972	.479	189-519	.364	532-794	.670	411-952	1363-41.3	576	518	184	244	576-8	2611-79.1
2001-02	28	707-1612	.439	212-606	.350	396-534	.690	305-666	971-34.7	477	461	99	167	508-14	2022-72.2
2002-03	35	900-2062	.436	290-822	.353	434-655	.663	400-796	1196-34.2	555	522	163	293	601-8	2524-72.1
2003-04	30	877-1913	.458	195-555	.351	515-749	.688	460-731	1191-39.7	540	462	120	285	554-11	2464-82.1
2004-05	37	1128-2260	.499	277-687	.403	724-998	.725	502-997	1499-40.5	706	594	142	362	662-9	3257-88.0
2005-06	31	863-1809	.477	215-573	.375	519-733	.708	432-805	1237-39.9	552	512	127	242	531-6	2460-79.4
2006-07	38	1187-2379	.499	215-600	.358	669-940	.712	522-1029	1551-40.8	696	524	173	309	647-7	3258-85.7
2007-08	39	1250-2564	.488	216-580	.372	738-975	.757	605-1090	1695-43.5	656	560	174	318	658-9	3454-88.6
2008-09	38	1205-2509	.480	264-682	.387	739-983	.752	556-1041	1597-42.0	685	472	196	325	609-6	3413-89.8
2009-10	37	1012-2294	.441	176-535	.329	558-854	.653	558-995	1553-42.0	576	562	209	250	564-4	2758-74.5
2010-11	37	1044-2318	.450	190-580	.328	590-878	.672	525-1053	1578-42.6	573	493	204	232	597-5	2868-77.5
2011-12	38	1134-2473	.459	194-579	.335	629-922	.682	589-1122	1711-45.0	659	454	221	259	551-3	3091-81.3
2012-13	36	1023-2321	.441	272-723	.376	442-655	.675	488-899	1387-38.5	616	442	117	303	538-5	2762-76.7
2013-14	34	953-2057	.463	146-434	.336	552-882	.626	483-867	1350-39.7	523	406	161	249	690-21	2604-76.6
2014-15	38	1099-2309	.476	184-514	.358	571-814	.701	526-1015	1541-40.6	661	481	160	251	738-13	2953-77.7

Year	Field Goals			3Pt. Field Goals		Free Throws		Rebounds		A	TO	BLK	STL	PF-D	Points-Avg.
	GP	Made-Att.	Pct.	Made-Att.	Pct.	Made-Att.	Pct.	Off-Def	Tot-Avg.						
1953-54	21	422-1320	.320			491-725	.677		797-37.9					452	1335-63.6
1954-55	21	563-1542	.365			471-625	.754		993-47.3					422-20	1599-76.1
1955-56	23	569-1636	.348			495-747	.663		991-43.1					487	1633-71.0
1956-57	32	720-2043	.352			658-956	.688		1151-35.9					761	2098-65.5
1957-58	26	605-1563	.387			475-602	.789		106140.8					565	1688-64.9
1958-59	25	627-1606	.390			375-598	.627		1113-44.5					500	1629-65.2
1959-60	24	531-1415	.375			432-634	.681		1019-42.5					471	1494-62.3
1960-61	23	549-1381	.398			414-605	.684		922-40.1					450	1512-65.7
1961-62	17	472-1042	.453			291-475	.613		720-42.4					381	1235-72.6
1962-63	21	576-1316	.438			335-483	.694		878-41.8					404	1487-70.8
1963-64	24	723-1657	.436			413-602	.686		1054-44.0					477	1859-77.5
1964-65	24	752-1681	.447			359-531	.676		1057-44.0					463	1863-77.6
1965-66	27	818-1709	.479			369-551	.669		1035-39.0					533	2005-75.3
1966-67	32	873-1854	.471			531-772	.688		1392-43.5					701	2277-71.2
1967-68	32	912-2052	.444			492-708	.695		1370-42.8					684	2316-72.4
1968-69	32	937-2076	.451			547-781	.700		1295-40.5	319				672	2421-75.7
1969-70	27	798-1810	.441			532-742	.717		1201-44.5	255				567	2128-78.8
1970-71	16	437-1020	.428			248-378	.656		611-38.2					322	1122-70.1
1971-72	31	808-1918	.421			597-853	.700		1153-37.2	368				695	2213-71.4
1972-73	33	967-2161	.447			469-679	.691		1237-37.5	419				725	2403-72.8
1973-74	28	870-1895	.459			368-521	.706		1049-37.5	354				594	2108-75.3
1974-75	31	1014-2154	.471			389-556	.700		1090-35.2	391				699	2417-78.0
1975-76	29	886-1886	.470			382-541	.706		1010-34.8	403		170		699	2154-74.3
1976-77	33	978-2050	.477			440-626	.703		1078-32.7	417		218		762	2396-72.6
1977-78	31	875-1769	.495			442-618	.715		935-30.2	453		216	710-40	2192-70.7	
1978-79	29	761-1620	.470			376-508	.740		847-29.2	336		171	619-27	1898-65.4	
1979-80	29	798-1610	.496			375-542	.692		861-29.7	401		182	584-29	1971-68.0	
1980-81	37	975-2128	.458			394-579	.680		1065-28.8	467	302	302	752-30	2344-63.4	
1981-82	34	811-1742	.466			263-407	.646		873-25.7	418	493	188	641-22	1885-55.4	
1982-83	36	945-2130	.444	103-260	.396	476-701	.679		1151-32.0	489	569	233	779-33	2469-68.6	
1983-84	31	851-1892	.450			308-476	.647		940-30.3	455	524	203	631-28	2010-64.8	
1984-85	36	989-2197	.450			398-600	.663		1085-30.1	534	453	285	607-23	2376-66.0	
1985-86	34	942-2163	.436			462-672	.688		1108-32.6	523	561	255	697-25	2346-69.0	
1986-87	36	1043-2210	.472	130-342	.380	479-689	.695		1125-31.3	589	660	236	742-31	2695-74.9	
1987-88	34	939-2063	.455	195-519	.376	417-605	.689		1043-30.7	490	536	260	687-21	2490-73.2	
1988-89	37	1147-2530	.453	216-637	.339	439-648	.677		1338-36.2	603	654	343	808-21	2949-79.7	
1989-90	34	996-2168	.459	206-565	.365	452-652	.693		1281-35.1	555	581	293	697-18	2650-77.9	
1990-91	35	974-2329	.418	197-622	.317	362-568	.637		1225-35.0	519	635	270	708-21	2507-71.6	
1991-92	33	909-2093	.434	232-599	.387	444-630	.705		1119-33.9	526	566	118	252	614-19	2494-75.6
1992-93	38	978-2370	.431	235-716	.328	405-603	.672		1222-32.2	536	581	138	273	750-20	2596-68.3
1993-94	35	923-2336	.395	273-802	.340	414-636	.651		1234-35.3	498	549	134	261	791-34	2533-72.4
1994-95	34	960-2326	.413	299-879	.340	297-423	.702		1230-36.2	503	434	95	226	652-22	2516-74.0
1995-96	32	826-2004	.412	308-857	.359	313-469	.667	401-642	1043-32.6	462	369	80	224	603-9	2273-71.0
1996-97	35	867-2154	.403	275-849	.324	325-523	.621	447-680	1127-32.2	453	479	98	256	644-19	2334-66.7
1997-98	38	923-2403	.384	282-879	.321	366-542	.675	525-703	1228-32.3	472	503	81	230	758-26	2494-65.6
1998-99	34	822-2091	.393	246-752	.327	316-480	.658	426-628	1054-31.0	434	378	121	267	615-13	2206-64.9
1999-00	36	953-2338	.408	229-744	.308	393-569	.691	510-735	1245-34.6	516	419	117	298	662-12	2528-70.2
2000-01	33	859-2196	.391	243-749	.324	380-578	.657	469-758	1227-37.2	461	447	108	298	669-16	2341-70.9
2001-02	28	803-1776	.452	216-596	.362	386-546	.707	362-685	1047-37.4	394	357	99	259	534-13	2208-78.9
2002-03	35	920-2103	.437	225-651	.346	427-618	.691	472-877	1349-38.5	489	581	153	288	637-15	2492-71.2
2003-04	30	799-1798	.444	229-650	.352	416-597	.697	364-697	1061-35.4	452	541	125	247	625-22	2243-74.8
2004-05	37	913-2274	.401	284-834	.341	490-689	.711	452-770	1222-33.0	500	658	173	328	808-30	2600-70.3
2005-06	31	779-1894	.411	200-605	.331	370-522	.708	377-609	986-31.8	406	465	114	282	639-10	2128-68.6
2006-07	38	962-2311	.416	254-751	.338	430-646	.666	425-802	1227-32.3	509	613	152	284	792-29	2608-68.6
2007-08	39	1061-2490	.426	278-852	.326	428-641	.668	446-820	1266-32.5	534	628	195	309	807-25	2828-72.5
2008-09	38	1013-2468	.410	274-814	.337	435-627	.694	494-863	1357-35.7	518	605	167	266	785-28	2735-72.0
2009-10	37	984-2389	.412	284-829	.343	409-585	.699	484-870	1354-36.6	536	508	168	318	713-21	2661-71.9
2010-11	37	948-2339	.405	267-806	.331	382-580	.659	454-889	1343-36.3	474	528	114	278	744-23	2545-68.8
2011-12	38	957-2431	.394	275-862	.319	360-529	.681	425-888	1313-34.6	445	507	129	238	784-30	2549-67.1
2012-13	36	918-2170	.423	248-717	.346	408-581	.702	417-911	1328-36.9	439	558	134	244	599-12	2492-69.2
2013-14	34	810-1949	.416	211-665	.317	541-807	.670	395-784	1179-34.7	374	462	136	202	717-20	2372-69.8
2014-15	38	889-2232	.398	247-822	.300	591-843	.701	460-790	1250-32.9	466	468	147	255	693-14	2616-68.8



Michael Jordan

**NAISMITH MEMORIAL
BASKETBALL HALL OF FAME**

- Bernard Carnevale:** Coach, 1970
- Frank McGuire:** Coach, 1977
- Dean Smith:** Coach, 1983
- Billy Cunningham:** Player, 1986
- Bob McAdoo:** Player, 2000
- Larry Brown:** Coach, 2002
- James Worthy:** Player, 2003
- Roy Williams:** Coach, 2007
- Michael Jordan:** Player, 2009

**NABC COLLEGIATE
BASKETBALL HALL OF FAME**

- Bernard Carnevale:** Coach, 1970
- Frank McGuire:** Coach, 1977
- Dean Smith:** Coach, 1983
- Billy Cunningham:** Player, 1986
- Bob McAdoo:** Player, 2000
- Larry Brown:** Coach, 2002
- James Worthy:** Player, 2003
- Roy Williams:** Coach, 2007
- Phil Ford:** Player, 2012
- Charles Scott:** Player, 2015

CONSENSUS FIRST-TEAM ALL-AMERICAS

- Cartwright Carmichael:** 1923, 1924
- Jack Cobb:** 1924, 1925, 1926
- George Glamack:** 1940, 1941
- Lennie Rosenbluth:** 1957
- Larry Miller:** 1968
- Robert McAdoo:** 1972
- Phil Ford:** 1977, 1978
- James Worthy:** 1982
- Michael Jordan:** 1983, 1984
- Sam Perkins:** 1983, 1984
- Kenny Smith:** 1987
- J.R. Reid:** 1988
- Jerry Stackhouse:** 1995
- Antawn Jamison:** 1998
- Joseph Forte:** 2001
- Tyler Hansbrough:** 2007, 2008, 2009

• 16 Tar Heels have earned consensus All-America honors on 25 occasions. UNC is second in NCAA history with 25 selections (Kansas has 28) and is tied for third with Purdue with 16 players (Kansas has 21 players and Kentucky 19).

ALL-AMERICAS

(First-team selections unless noted)

- Cartwright Carmichael:** 1923, 1924
- Jack Cobb:** 1924, 1925, 1926
- George Glamack:** 1940, 1941
- Jim Jordan:** Helms Foundation, 1945 (2nd), 1946
- John "Hook" Dillon:** The Sporting News, 1946; Maxwell, 1946; Converse, 1946 (2nd); Helms Founda-

tion, 1946 (3rd)

Lennie Rosenbluth: Associated Press, 1956 (2nd), 1957; United Press International, 1956 (2nd), 1957; Helms Foundation, 1956, 1957; NEA, 1956 (3rd), 1957; Colliers, 1956 (3rd), 1957; Converse, 1956 (2nd), 1957; USBWA, 1957

Tommy Kearns: Converse, 1957 (2nd); Associated Press, 1958 (3rd)

Pete Brennan: Associated Press, 1958; The Sporting News, 1958; USBWA, 1958; Converse, 1958; United Press International, 1958 (2nd), Helms Foundation, 1958 (2nd)

Lee Shaffer: American Weekly, 1959 (3rd); USBWA, 1960

York Larese: Associated Press, 1959 (3rd); Coaches, 1960 (3rd), 1961 (2nd); The Sporting News, 1961 (2nd); NEA, 1961 (2nd); United Press International, 1961 (3rd); Converse, 1961 (2nd)

Doug Moe: The Sporting News, 1959 (2nd); USBWA, 1961, The Sporting News, 1961 (2nd)

Billy Cunningham: USBWA, 1964, 1965; Helms Foundation, 1965; The Sporting News, 1965 (2nd)

Bob Lewis: Helms Foundation, 1966, 1967; Associated Press, 1966 (2nd)

Larry Miller: USBWA, 1967, 1968; Helms Foundation, 1967, 1968; Converse, 1967, 1968; Associated Press, 1968; United Press International, 1968; Coaches, 1968

Charles Scott: USBWA, 1969, 1970; Coaches, 1969, 1970; Helms Foundation, 1969, 1970; Converse, 1969, 1970; Basketball Weekly, 1969, 1970; NBA Coaches, 1970; Associated Press, 1970 (2nd); United Press International, 1970 (2nd); NEA, 1970

Bill Chamberlain: NBA Coaches, 1972 (2nd)

Robert McAdoo: NBA Coaches, 1972; Helms Foundation, 1972; NEA, 1972; The Sporting News, 1972; Associated Press, 1972 (2nd)

Dennis Wuycik: Helms Foundation, 1972; Basketball Weekly, 1972

Bobby Jones: USBWA, 1974; Coaches, 1974 (2nd); Associated Press, 1974 (2nd); United Press International, 1974 (2nd)

Mitch Kupchak: Citizen Savings Helms Foundation 1975, 1976; USBWA, 1976; Coaches, 1976; Converse, 1976; Associated Press, 1976 (2nd); United Press International, 1976 (2nd); Basketball Weekly, 1976 (3rd)

Phil Ford: Basketball Weekly, 1976, 1977, 1978; Coaches, 1976, 1977, 1978; Associated Press, 1976 (2nd), 1977, 1978; United Press International, 1976 (2nd), 1977 (2nd), 1978; Citizen Savings (Helms Foundation), 1976, 1977, 1978; Sporting News,

11 NATIONAL PLAYERS OF THE YEAR

CONSENSUS NATIONAL PLAYERS OF THE YEAR

- Phil Ford:** 1978 (co-consensus with Butch Lee, Marquette)
- Michael Jordan:** 1984
- Antawn Jamison:** 1998
- Tyler Hansbrough:** 2008

BY PLAYER

- Jack Cobb:** 1926 (Helms Foundation)
- George Glamack:** 1940 (Helms Foundation), 1941 (Helms Foundation)
- Lennie Rosenbluth:** 1957 (Helms Foundation)
- Phil Ford:** 1978 (USBWA, NABC, Sporting News, John Wooden Award)
- James Worthy:** 1982 (Helms Foundation)
- Michael Jordan:** 1983 (Sporting News), 1984 (Sporting News, Associated Press, United Press International, USBWA, NABC, Basketball Weekly, John Wooden Award, Naismith Award, Rupp Trophy)
- Kenny Smith:** 1987 (Basketball Times)
- Jerry Stackhouse:** 1995 (Sports Illustrated)
- Antawn Jamison:** 1998 (Associated Press, John Wooden Award, Naismith Award, NABC, USBWA, Sporting News, CBS/Chevrolet, Basketball America, Basketball Times, Basketball News, Rupp Trophy)
- Sean May:** 2005 (Sports Illustrated)
- Tyler Hansbrough:** 2008 (Associated Press, USBWA, NABC, John Wooden Award, Naismith Award, Sports Illustrated, Sporting News, ESPN.com, Rupp Trophy, CBS/Chevrolet, Basketball Times)

BY AWARD

- Associated Press:** Jordan (1984), Jamison (1998), Hansbrough (2008)
- Wooden:** Ford (1978), Jordan (1984), Jamison (1998), Hansbrough (2008)
- Naismith:** Jordan (1984), Jamison (1998), Hansbrough (2008)
- Sporting News:** Ford (1978), Jordan (1983, 1984), Jamison (1998), Hansbrough (2008)
- NABC:** Ford (1978), Jordan (1984), Jamison (1998), Hansbrough (2008)
- USBWA:** Ford (1978), Jordan (1984), Jamison (1998), Hansbrough (2008)
- Helms Foundation:** Cobb (1926), Glamack (1940, 1941), Rosenbluth (1957), Worthy (1982)
- Rupp Trophy:** Jordan (1984), Jamison (1998), Hansbrough (2008)
- Sports Illustrated:** Stackhouse (1995), May (2005), Hansbrough (2008)
- Basketball Times:** Smith (1987), Jamison (1998), Hansbrough (2008)
- ESPN.com:** Hansbrough (2008)
- CBS/Chevrolet:** Jamison (1998), Hansbrough (2008)
- UPI:** Jordan (1984)
- Basketball Weekly:** Jordan (1984)
- Basketball America:** Jamison (1998)
- Basketball News:** Jamison (1998)

1976, 1977 (2nd), 1978; USBWA, 1977, 1978

Tommy LaGarde: The Sporting News, 1977 (2nd)

Mike O'Koren: Citizen Savings Helms Foundation 1978, 1979, 1980; Converse, 1978, 1979, 1980; Basketball Weekly, 1978 (2nd), 1979, 1980 (2nd); USBWA, 1979, 1980; The Sporting News, 1979, 1980; Coaches, 1979 (2nd), 1980 (2nd); United Press International, 1979 (2nd), 1980 (3rd)

Al Wood: Converse, 1980, 1981; USBWA, 1981; Citizen Savings Helms Foundation 1981; Associated Press, 1981 (2nd); NABC, 1981 (2nd)

James Worthy: USBWA, 1981, 1982; United Press International, 1982; NABC, 1982; The Sporting News, 1982; Basketball Weekly, 1982; Naismith, 1982; NBA Coaches, 1982; Converse, 1982; First Interstate Bank Helms Foundation 1982; Associated Press, 1982 (2nd)

Sam Perkins: USBWA, 1982, 1983, 1984; Converse, 1982, 1983, 1984; First Interstate Bank Helms Foundation 1982, 1983, 1984; United Press International, 1982 (2nd), 1983, 1984; Naismith, 1982 (2nd), 1983, 1984; The Sporting News, 1982 (2nd), 1983 (2nd), 1984; Basketball Weekly, 1982 (2nd), 1983 (2nd), 1984; NABC, 1982 (2nd), 1983 (2nd), 1984 (2nd); ESPN, 1983, 1984; ABAUSA, 1983, 1984; Associated Press, 1983 (3rd), 1984; Basketball Times, 1983 (3rd), 1984; NBA Coaches, 1984

Michael Jordan: Associated Press, 1983, 1984; United Press International, 1983, 1984; The Sporting News, 1983, 1984; USBWA, 1983, 1984; NABC, 1983, 1984; Naismith, 1983, 1984; NBA Coaches, 1983, 1984; Basketball Weekly, 1983, 1984; ESPN, 1983, 1984; ABAUSA, 1983, 1984; Basketball Times, 1983, 1984; First Interstate Bank Helms Foundation 1983, 1984; Converse, 1983, 1984

Brad Daugherty: USBWA, 1986; Basketball Weekly, 1986; Associated Press, 1986 (2nd); United Press International, 1986 (2nd); NABC, 1986 (2nd); The Sporting News, 1986 (2nd)

Kenny Smith: Associated Press, 1987; United Press International, 1987; USBWA, 1987; NABC, 1987; Basketball Times, 1987; Basketball Weekly, 1987; The Sporting News, 1987; Naismith Board, 1987; First Interstate Bank Helms Foundation 1987; Converse, 1987

J.R. Reid: Associated Press, 1988; Basketball Weekly, 1988; USBWA, 1988; United Press International, 1988 (2nd); The Sporting News, 1988 (2nd); Basketball Times, 1988, 1989 (3rd); NABC, 1988, 1989 (3rd)

Rick Fox: Sporting News, 1991 (3rd)

Eric Montross: Naismith, 1994; Classic Games John R. Wooden All-America Team, 1993, 1994; Associated Press, 1993 (2nd), 1994 (2nd); NABC, 1993 (2nd), 1994; The Sporting News, 1993 (2nd), 1994 (2nd); Basketball Weekly, 1993 (2nd), 1994; United Press International, 1993 (3rd); Basketball Times, 1993 (3rd), 1994

Jerry Stackhouse: Associated Press, 1995; United Press International, 1995; USBWA, 1995; NABC, 1995; John Wooden Team, 1995; The Sporting News, 1995 (2nd); Basketball Times, 1995 (2nd)

Rasheed Wallace: The Sporting News, 1995; Basketball Times, 1995; John Wooden Team, 1995; Associated Press, 1995 (2nd); United Press International, 1995 (2nd); USBWA, 1995 (2nd); NABC, 1995 (2nd)

Antawn Jamison: John Wooden Team, 1997, 1998; Associated Press, 1997 (2nd), 1998; NABC, 1997 (2nd), 1998; The Sporting News, 1997 (2nd), 1998; Basketball Weekly, 1997 (2nd), 1998; Basketball Times, 1997 (3rd), 1998; USBWA, 1998; Basketball America, 1998; Basketball News, 1998

Vince Carter: John Wooden Team, 1998; Associated Press, 1998 (2nd); The Sporting News, 1998 (2nd); Basketball Times, 1998 (2nd); Basketball Weekly, 1998 (3rd); Basketball News, 1998 (2nd); USBWA, 1998 (2nd)

Shammond Williams: Basketball News, 1998 (3rd)
Brendan Haywood: The Sporting News, 2001 (2nd); NABC (3rd)

Joseph Forte: Associated Press, 2001; NABC, 2001; USBWA, 2001; The Sporting News, 2001; Basketball Times, 2001; CBS Sportsline, 2001; ESPN, 2001, John Wooden Team, 2001

Sean May: ESPN, 2004 (3rd); John Wooden Team, 2005; ESPN, 2005; Rupp, 2005; Associated Press, 2005 (2nd); Sports Illustrated, 2005 (2nd); USBWA, 2005 (2nd); The Sporting News (2nd); Basketball Times (2nd)

Rashad McCants: Associated Press, 2004 (3rd); Basketball Times, 2004 (2nd); CBS, 2004 (2nd); Sports Illustrated, 2004 (2nd); NABC, 2005 (3rd)

Raymond Felton: Associated Press, 2005 (3rd)

Tyler Hansbrough: The Sporting News, 2006, 2007, 2008, 2009; USBWA, 2007, 2008, 2009; Rupp Award, 2006, 2007, 2008, 2009; Associated Press, 2006 (3rd), 2007 (2nd), 2008, 2009; NABC 2006 (3rd), 2007, 2008, 2009; Basketball Times 2006 (3rd), 2007 (2nd), 2008, 2009 (2nd); John Wooden Team, 2007, 2008, 2009; Sports Illustrated, 2007 (2nd), 2008, 2009; Fox, 2008, 2009 (2nd)

Ty Lawson: Associated Press, 2009 (2nd); NABC, 2009; Wooden, 2009; Sports Illustrated, 2009; CBS Sportsline, 2009; Basketball Times, 2009; The Sporting News, 2009 (2nd); Rupp, 2009 (2nd); Fox, 2009 (3rd)

Tyler Zeller: Sporting News, 2011 (2nd); Wooden, 2012; Associated Press, 2012 (2nd); NABC, 2012 (2nd); USBWA, 2012 (2nd); The Sporting News, 2012 (2nd); Basketball Times, 2012 (2nd); CBSS-



Phil Ford (center) won the Wooden Award and was the consensus National Player of the Year as a senior in 1978.

ports.com, 2012 (3rd)
Harrison Barnes: Sporting News, 2011 (3rd); NABC, 2012 (2nd)
Kendall Marshall: CBSSports.com, 2012 (1st); Associated Press, 2012 (3rd)
Marcus Paige: Sporting News, 2014 (2nd); Basketball Times, 2014 (3rd)

MULTI-YEAR FIRST-TEAM ALL-AMERICA SELECTIONS

FOUR TIMES
Tyler Hansbrough: 2006, 2007, 2008, 2009

THREE TIMES
Jack Cobb: 1924, 1925, 1926
Phil Ford: 1976, 1977, 1978
Mike O'Koren: 1978, 1979, 1980
Sam Perkins: 1982, 1983, 1984

TWO TIMES
Cartwright Carmichael: 1923, 1924
George Glamack: 1940, 1941
Lennie Rosenbluth: 1956, 1957
Billy Cunningham: 1964, 1965
Bob Lewis: 1966, 1967
Larry Miller: 1967, 1968
Charles Scott: 1969, 1970
Mitch Kupchak: 1975, 1976
Al Wood: 1980, 1981
James Worthy: 1981, 1982
Michael Jordan: 1983, 1984
Eric Montross: 1993, 1994
Antawn Jamison: 1997, 1998

• *Hansbrough is the only four-time first-team All-American in ACC history and one of only two in NCAA history.*
• *Hansbrough, Cobb, Ford, O'Koren and Perkins are among the seven players in ACC history to earn first-team All-American honors at least three times (with NC State's David Thompson and Virginia's Ralph Sampson).*

WAYMAN TISDALE AWARD
USBWA National Freshman of the Year
Marvin Williams: 2005
Tyler Hansbrough: 2006

FRESHMAN ALL-AMERICAS
Phil Ford: Basketball Weekly, 1975
Michael Jordan: Basketball Weekly, 1982; NBC, 1982
Brad Daugherty: Basketball Weekly, 1983 (2nd)
J.R. Reid: Basketball Times, 1987; Basketball Weekly, 1987
Jerry Stackhouse: Basketball Weekly, 1994; Basketball Times, 1994
Rasheed Wallace: Basketball Weekly, 1994 (4th)
Antawn Jamison: Basketball Weekly, 1996 (2nd); Basketball Times, 1996 (2nd)

Ed Cota: Basketball Weekly, 1997; Basketball Times, 1997 (2nd)
Kris Lang: College Hoops Insider, 1999
Joseph Forte: The Sporting News, 2000; Basketball Times, 2000 (2nd)
Marvin Williams: Basketball Times, 2005; The Sporting News, 2005
Tyler Hansbrough: The Sporting News, 2006; Basketball Times, 2006
Brandon Wright: The Sporting News, 2007; Basketball Times, 2007
Harrison Barnes: USBWA, 2011; FoxSports.com, 2011
Kendall Marshall: The Sporting News, 2011; USBWA, 2011 (2nd)
Marcus Paige: Kyle Macy, 2013

NATIONAL COACHES OF THE YEAR

Frank McGuire: United Press International, 1957
Dean Smith: National Association of Basketball Coaches, 1977; U.S. Basketball Writers Association, Basketball Weekly, 1979; Medalist, 1982; Naismith, 1993
Bill Guthridge: National Association of Basketball Coaches, Naismith Award, The Sporting News, CBS/Chevrolet, 1998
Matt Doherty: Associated Press, 2001
Roy Williams: New York Athletic Club, 2005, 2009; Associated Press, USBWA, Rupp Award, Sports Illustrated, 2006

ACC 50TH ANNIVERSARY TEAM

Lennie Rosenbluth: 1955-57
Billy Cunningham: 1963-65
Larry Miller: 1966-68
Charles Scott: 1968-70
Bobby Jones: 1972-74
Walter Davis: 1974-77
Phil Ford: 1974-78
James Worthy: 1980-82
Sam Perkins: 1981-84
Michael Jordan: 1982-84
Brad Daugherty: 1983-86
Antawn Jamison: 1996-98

• *Carolina had 12 players on the ACC's 50th Anniversary Team selected in 2003, more than any other school. Michael Jordan was selected the No. 1 male athlete in ACC history*

ACC PLAYERS OF THE YEAR

Lennie Rosenbluth: 1957
Pete Brennan: 1958
Lee Shaffer: 1960
Billy Cunningham: 1965
Larry Miller: 1967, 1968
Mitch Kupchak: 1976
Phil Ford: 1978
Michael Jordan: 1984
Antawn Jamison: 1998
Joseph Forte: 2001 (co-winner)
Tyler Hansbrough: 2008
Ty Lawson: 2009
Tyler Zeller: 2012

ACC COACHES OF THE YEAR

Frank McGuire: 1957
Dean Smith: 1967, 1968, 1971, 1976, 1977, 1979, 1988, 1993
Bill Guthridge: 1998
Roy Williams: 2006, 2011

ACC ATHLETES OF THE YEAR

Lennie Rosenbluth: 1957
Larry Miller: 1967
Charles Scott: 1970 (co-winner)
Phil Ford: 1977, 1978
James Worthy: 1982
Michael Jordan: 1984
Antawn Jamison: 1998
Sean May: 2005
Tyler Hansbrough: 2008

Jeffrey Camarati



Tyler Hansbrough was a three-time consensus first-team All-America and the 2008 National Player of the Year.

ACC TOURNAMENT MVPs

- Lennie Rosenbluth: 1957
- Larry Miller: 1967, 1968
- Charles Scott: 1969
- Lee Dedmon: 1971 (co-Winner)
- Robert McAdoo: 1972
- Phil Ford: 1975
- John Kuester: 1977
- Dudley Bradley: 1979
- Sam Perkins: 1981
- James Worthy: 1982
- J.R. Reid: 1989
- Rick Fox: 1991
- Jerry Stackhouse: 1994
- Shammond Williams: 1997
- Antawn Jamison: 1998
- Brandon Wright: 2007
- Tyler Hansbrough: 2008

• *Larry Miller is one of nine players to win ACC Player of the Year honors at least two times. Miller, Wake Forest's Len Chappell and Duke's J.J. Redick are the only three players to win ACC Player of the Year and ACC Tournament MVP honors in the same season on two occasions.*

• *Four of the five freshmen to win ACC Tournament MVP honors are Tar Heels – Phil Ford, Sam Perkins, Jerry Stackhouse and Brandon Wright*

ALL-ACC TEAMS

- Jerry Vayda: 1954 (2nd)
- Lennie Rosenbluth: 1955, 1956, 1957
- Tommy Kearns: 1957, 1958
- Pete Brennan: 1957 (2nd), 1958
- Doug Moe: 1959, 1961
- Lee Shaffer: 1959 (2nd), 1960
- York Larese: 1959, 1960, 1961
- Larry Brown: 1962 (2nd), 1963
- Jim Hudock: 1962 (2nd)
- Billy Cunningham: 1963, 1964, 1965
- Bob Lewis: 1965 (2nd), 1966, 1967
- Larry Miller: 1966 (2nd), 1967, 1968
- Rusty Clark: 1968 (2nd)
- Charles Scott: 1968, 1969, 1970
- Bill Bunting: 1969
- Dick Grubar: 1969 (2nd)
- Dennis Wuycik: 1971, 1972
- George Karl: 1971 (2nd), 1972 (2nd), 1973
- Robert McAdoo: 1972
- Bill Chamberlain: 1972 (2nd)
- Bobby Jones: 1973 (2nd), 1974

Robert Crawford



Marcus Paige won the 2015 Skip Prosser Award as the ACC's top scholar-athlete.

- Darrell Elston: 1974 (2nd)
- Mitch Kupchak: 1975, 1976
- Walter Davis: 1976 (2nd), 1977
- Phil Ford: 1976, 1977, 1978
- Tommy LaGarde: 1977 (2nd)
- Mike O'Koren: 1978, 1979 (2nd), 1980
- Al Wood: 1979, 1980 (2nd), 1981
- James Worthy: 1981 (2nd), 1982
- Sam Perkins: 1982, 1983, 1984
- Michael Jordan: 1983, 1984
- Brad Daugherty: 1985, 1986
- Kenny Smith: 1985 (2nd), 1986 (2nd), 1987
- Steve Hale: 1986 (2nd)
- Joe Wolf: 1987
- J.R. Reid: 1987 (2nd), 1988
- Jeff Lebo: 1988 (2nd)
- Steve Bucknall: 1989 (2nd)
- Kevin Madden: 1989 (2nd)
- Rick Fox: 1990 (3rd), 1991
- Pete Chilcutt: 1991 (3rd)
- Hubert Davis: 1992 (2nd)
- George Lynch: 1992 (3rd), 1993
- Eric Montross: 1993, 1994 (2nd)
- Derrick Phelps: 1994 (2nd)
- Rasheed Wallace: 1995
- Jerry Stackhouse: 1995
- Dante Calabria: 1996 (3rd)
- Jeff McInnis: 1995 (3rd), 1996 (2nd)
- Antawn Jamison: 1996, 1997, 1998
- Serge Zwikker: 1997 (3rd)
- Vince Carter: 1997 (3rd), 1998
- Shammond Williams: 1997 (3rd), 1998 (2nd)
- Ed Cota: 1998 (2nd), 1999 (2nd), 2000 (2nd)
- Ademola Okulaja: 1999
- Brendan Haywood: 2000 (3rd), 2001 (2nd)
- Joseph Forte: 2000 (2nd), 2001
- Jason Capel: 2001 (3rd), 2002 (3rd)
- Raymond Felton: 2003 (3rd), 2004 (3rd), 2005
- Sean May: 2004 (2nd), 2005
- Rashad McCants: 2004, 2005 (3rd)
- Jawad Williams: 2005 (3rd)
- David Noel: 2006 (2nd)
- Reyshawn Terry: 2006 (3rd)
- Tyler Hansbrough: 2006, 2007, 2008, 2009
- Brandon Wright: 2007 (2nd)
- Wayne Ellington: 2008 (2nd)
- Ty Lawson: 2009
- Danny Green: 2009 (3rd)
- Harrison Barnes: 2011 (2nd), 2012
- John Henson: 2011 (2nd), 2012
- Tyler Zeller: 2011 (2nd), 2012
- Kendall Marshall: 2011 (3rd), 2012 (2nd)

- Reggie Bullock: 2013 (2nd)
- James Michael McAdoo: 2013 (2nd), 2014 (2nd media, 3rd coaches)
- Marcus Paige: 2014 (1st media, 1st coaches), 2015 (2nd media, 3rd coaches)
- Brice Johnson: 2015 (3rd media, 3rd coaches)

MULTI-YEAR FIRST-TEAM ALL-ACC CHOICES FOUR TIMES

- Tyler Hansbrough: 2006, 2007, 2008, 2009

THREE TIMES

- Lennie Rosenbluth: 1955, 1956, 1957
- York Larese: 1959, 1960, 1961
- Billy Cunningham: 1963, 1964, 1965
- Charles Scott: 1968, 1969, 1970
- Phil Ford: 1976, 1977, 1978
- Sam Perkins: 1982, 1983, 1984
- Antawn Jamison: 1996, 1997, 1998

TWO TIMES

- Tommy Kearns: 1957, 1958
- Doug Moe: 1959, 1961
- Bob Lewis: 1966, 1967
- Larry Miller: 1967, 1968
- Dennis Wuycik: 1971, 1972
- Mitch Kupchak: 1975, 1976
- Mike O'Koren: 1978, 1980
- Al Wood: 1979, 1981
- Michael Jordan: 1983, 1984
- Brad Daugherty: 1985, 1986

• *Carolina placed three players on the first team in 2012 for the first time in school history and the second time in ACC history (with Duke in 2002)...Carolina has placed four players on the first two teams three times – 1972, 1998 and 2012...Carolina has placed multiple players on the first team 23 times.*

ALL-ACC TOURNAMENT TEAMS

- Skippy Winstead: 1954
- Lennie Rosenbluth: 1956, 1957
- Tommy Kearns: 1957 (2nd), 1958
- Joe Quigg: 1957 (2nd)
- Bob Cunningham: 1957 (2nd)
- Pete Brennan: 1957, 1958
- Ray Stanley: 1958 (2nd)
- Lee Shaffer: 1959, 1960
- Doug Moe: 1959 (2nd)
- York Larese: 1959 (2nd), 1960
- Larry Brown: 1963 (2nd)
- Billy Cunningham: 1963, 1964
- Bob Lewis: 1966 (2nd), 1967
- Larry Miller: 1966 (2nd), 1967, 1968
- Rusty Clark: 1967 (2nd), 1968 (2nd)
- Dick Grubar: 1967 (2nd), 1968, 1969 (2nd)
- Charles Scott: 1968, 1969, 1970 (2nd)
- Bill Bunting: 1969 (2nd)
- Lee Dedmon: 1971
- George Karl: 1971 (2nd), 1972
- Robert McAdoo: 1972
- Steve Previs: 1972 (2nd)
- Dennis Wuycik: 1972
- Mitch Kupchak: 1975, 1976
- Walter Davis: 1975 (2nd), 1976 (2nd), 1977 (2nd)
- Phil Ford: 1975, 1977, 1978 (2nd)
- John Kuester: 1977
- Mike O'Koren: 1977, 1979
- Dudley Bradley: 1979
- Dave Colescott: 1979
- Al Wood: 1979 (2nd), 1980, 1981 (2nd)
- Jimmy Black: 1981 (2nd)
- James Worthy: 1981, 1982
- Sam Perkins: 1981, 1982, 1983 (2nd)
- Michael Jordan: 1982, 1983 (2nd), 1984 (2nd)
- Matt Doherty: 1982 (2nd), 1983 (2nd), 1984
- Brad Daugherty: 1985
- Kenny Smith: 1985, 1987 (2nd)
- Joe Wolf: 1987
- Jeff Lebo: 1987, 1988 (2nd), 1989
- J.R. Reid: 1987 (2nd), 1988, 1989
- Scott Williams: 1988
- Steve Bucknall: 1989 (2nd)
- Rick Fox: 1989 (2nd), 1991
- Hubert Davis: 1991, 1992
- Pete Chilcutt: 1991 (2nd)
- King Rice: 1991 (2nd)

RECORD BOOK
CAROLINA HONOR ROLL

- George Lynch: 1992, 1993 (2nd)
- Eric Montross: 1993, 1994 (2nd)
- Brian Reese: 1993
- Donald Williams: 1993 (2nd), 1995 (2nd)
- Derrick Phelps: 1994
- Jerry Stackhouse: 1994, 1995
- Rasheed Wallace: 1994 (2nd), 1995
- Dante Calabria: 1995 (2nd)
- Jeff McInnis: 1995 (2nd)
- Antawn Jamison: 1997, 1998
- Shammond Williams: 1997, 1998
- Ed Cota: 1997 (2nd), 1998 (2nd), 1999 (2nd)
- Serge Zwikker: 1997 (2nd)
- Vince Carter: 1998 (2nd)
- Ademola Okulaja: 1998 (2nd), 1999
- Kris Lang: 1999 (2nd)
- Max Owens: 1999
- Joseph Forte: 2001
- Brendan Haywood: 2001 (2nd)
- Jason Capel: 2001 (2nd)
- Raymond Felton: 2003, 2005
- Jawad Williams: 2003 (2nd)
- Reyshawn Terry: 2006 (2nd)
- Tyler Hansbrough: 2006, 2008, 2009
- Wayne Ellington: 2007, 2008, 2009 (2nd)
- Ty Lawson: 2007
- Brandan Wright: 2007
- Marcus Ginyard: 2008
- Harrison Barnes: 2011, 2012 (2nd)
- Tyler Zeller: 2011, 2012
- John Henson: 2011 (2nd)
- Kendall Marshall: 2011 (2nd), 2012
- Reggie Bullock: 2013
- P.J. Hairston: 2013
- Marcus Paige: 2013 (2nd), 2015
- Brice Johnson: 2015
- Justin Jackson: 2015 (2nd)

• Tyler Hansbrough is the only Tar Heel to be a first-team All-ACC Tournament selection three times

ACC ROOKIES OF THE YEAR

- Sam Perkins: 1981
- Michael Jordan: 1982
- J.R. Reid: 1987
- Ed Cota: 1997
- Joseph Forte: 2000
- Marvin Williams: 2005
- Tyler Hansbrough: 2006
- Brandan Wright: 2007
- Harrison Barnes: 2011

ALL-ACC FRESHMAN TEAMS

- Dante Calabria: 1993 (2nd)
- Jerry Stackhouse: 1994
- Rasheed Wallace: 1994
- Jeff McInnis: 1994 (Honorable Mention)
- Antawn Jamison: 1996
- Ed Cota: 1997
- Kris Lang: 1999
- Joseph Forte: 2000
- Jawad Williams: 2002
- Raymond Felton: 2003
- Rashad McCants: 2003
- Marvin Williams: 2005
- Tyler Hansbrough: 2006
- Bobby Frasor: 2006
- Ty Lawson: 2007
- Brandan Wright: 2007
- Ed Davis: 2009
- Harrison Barnes: 2011
- Kendall Marshall: 2011
- Marcus Paige: 2013
- Kennedy Meeks: 2014
- Justin Jackson: 2015

ACC DEFENSIVE PLAYER OF THE YEAR

- John Henson: 2011, 2012

ALL-ACC DEFENSIVE TEAMS

- Brendan Haywood: 2001
- Jackie Manuel: 2004, 2005
- Marcus Ginyard: 2008
- Danny Green: 2009
- John Henson: 2011, 2012
- J.P. Tokoto: 2014 (media, coaches)



Cousy Award winners Kendall Marshall, Ty Lawson & Raymond Felton

ACC PLAYERS OF THE WEEK

(three or more selections)

- Antawn Jamison: 12 (1 in 1996, 4 in 1997, 7 in 1998)
- Tyler Hansbrough: 10 (1 in 2006, 8 in 2008, 1 in 2009)
- Phil Ford: 6 (1 in 1976, 2 in 1977, 3 in 1978)
- Michael Jordan: 5 (3 in 1983, 2 in 1984)
- Mike O'Koren: 5 (2 in 1978, 2 in 1979, 1 in 1980)
- Marcus Paige: 4 (4 in 2014)
- Joseph Forte: 4 (4 in 2001)
- Sam Perkins: 4 (2 in 1982, 2 in 1984)
- Brad Daugherty: 3 (1 in 1985, 2 in 1986)
- Hubert Davis: 3 (3 in 1992)
- John Henson: 3 (3 in 2012)
- Bobby Jones: 3 (1 in 1973, 2 in 1974)
- Mitch Kupchak: 3 (1 in 1975, 2 in 1976)
- Sean May: 3 (2 in 2004, 1 in 2005)
- Robert McAdoo: 3 (3 in 1972)

• Jamison shares the ACC career record with 12 selections with Duke's J.J. Redick
• Hansbrough set the single-season record with eight selections in 2007-08

USBWA DISTRICT COACH OF THE YEAR

- Dean Smith: 1993
- Matt Doherty: 2001
- Roy Williams: 2006, 2011

JOE LAPCHICK TROPHY

(Top senior college basketball player)

- Sam Perkins: 1984

BOB COUSY AWARD

(Top college point guard)

- Raymond Felton: 2005
- Ty Lawson: 2009
- Kendall Marshall: 2012

ALL-SOUTHERN CONFERENCE

- Cartwright Carmichael: 1922, 1923, 1924
- Monk McDonald: 1922, 1924
- Jack Cobb: 1924, 1925, 1926
- Bill Dodderer: 1924, 1925, 1926
- Artie Newcombe: 1926
- Tom Alexander: 1932
- Virgil Weathers: 1932
- Jim McCachren: 1934, 1935, 1936
- Stewart "Snooks" Aitken: 1935
- Ivan "Jack" Glace: 1935
- Earl Ruth: 1937
- Paul Severin: 1940
- George Glamack: 1940, 1941
- Bob Rose: 1941, 1942
- Boyce Box: 1944
- Bernie Mock: 1944
- Manny Alvarez: 1945
- Jim Jordan: 1945

- John "Hook" Dillon: 1946
- Jim White: 1947
- Bob Paxton: 1947, 1948
- Coy Carson: 1949
- Hugo Kappler: 1949

ALL-SOUTHERN CONFERENCE TOURNAMENT TEAMS

- Cartwright Carmichael: 1924
- Monk McDonald: 1924
- Jack Cobb: 1925, 1926
- Bunn Hackney: 1926, 1927 (2nd)
- Artie Newcombe: 1926
- Bill Dodderer: 1926 (2nd)
- John Purser: 1927 (2nd)
- Tom Alexander: 1932
- Virgil Weathers: 1932, 1933 (2nd), 1934
- Wilmer Hines: 1932 (2nd), 1933 (2nd)
- Stewart "Snooks" Aitken: 1934, 1935
- Ivan "Jack" Glace: 1934, 1935
- Jim McCachren: 1934, 1935, 1936
- Melvin Nelson: 1935 (2nd)
- Andy Bershak: 1936 (2nd), 1937 (2nd)
- Earl Ruth: 1936 (2nd), 1937, 1938 (2nd)
- Ramsay Potts: 1937 (2nd)
- George Glamack: 1940, 1941 (2nd)
- Jimmy Howard: 1940 (2nd)
- Bob Rose: 1941
- Bernie Mock: 1944
- Boyce Box: 1944
- John Dewell: 1944 (2nd)
- Jack Fitch: 1944 (2nd)
- Manny Alvarez: 1945
- Jim Jordan: 1945, 1946 (2nd)
- John Dillon: 1945 (2nd), 1946 (2nd)
- Bob Paxton: 1945 (2nd), 1947, 1948
- Horace "Bones" McKinney: 1946 (2nd)
- Jim White: 1947
- Jim Hamilton: 1947 (2nd)

USBWA ALL-DISTRICT TEAMS

- Lennie Rosenbluth: 1956, 1957
- Pete Brennan: 1958
- Lee Shaffer: 1960
- York Larese: 1961
- Doug Moe: 1961
- Billy Cunningham: 1963, 1964, 1965
- Bob Lewis: 1966
- Larry Miller: 1967, 1968
- Charles Scott: 1969, 1970
- Dennis Wuycik: 1971, 1972
- Robert McAdoo: 1972
- George Karl: 1973
- Bobby Jones: 1974
- Mitch Kupchak: 1976
- Phil Ford: 1976, 1977, 1978
- Mike O'Koren: 1979, 1980
- Al Wood: 1979, 1981
- James Worthy: 1981, 1982
- Sam Perkins: 1982, 1983, 1984
- Michael Jordan: 1983, 1984
- Brad Daugherty: 1985, 1986
- Kenny Smith: 1985, 1986, 1987
- Steve Hale: 1986
- Joe Wolf: 1987
- J.R. Reid: 1987, 1988, 1989
- Jeff Lebo: 1988
- Rick Fox: 1990, 1991
- Hubert Davis: 1992
- George Lynch: 1993
- Eric Montross: 1993, 1994
- Derrick Phelps: 1994
- Jerry Stackhouse: 1995
- Rasheed Wallace: 1995
- Antawn Jamison: 1996, 1997, 1998
- Jeff McInnis: 1996
- Vince Carter: 1998
- Ed Cota: 1998, 1999, 2000 (2nd)
- Ademola Okulaja: 1999
- Brendan Haywood: 2001
- Joseph Forte: 2001
- Sean May: 2004 (2nd), 2005
- Rashad McCants: 2004, 2005
- Raymond Felton: 2005
- David Noel: 2006
- Tyler Hansbrough: 2006, 2007, 2008, 2009
- Wayne Ellington: 2008

Ty Lawson: 2009
Harrison Barnes: 2011, 2012
John Henson: 2011, 2012
Tyler Zeller: 2011, 2012
Kendall Marshall: 2012
Reggie Bullock: 2013
James Michael McAdoo: 2013, 2014
Marcus Paige: 2014, 2015

NABC ALL-DISTRICT TEAMS

Al Wood: 1981
James Worthy: 1981 (2nd), 1982
Sam Perkins: 1982, 1983, 1984
Michael Jordan: 1983, 1984
Eric Montross: 1993, 1994
George Lynch: 1993
Derrick Phelps: 1994 (2nd)
Jerry Stackhouse: 1995
Rasheed Wallace: 1995
Jeff McInnis: 1996
Dante Calabria: 1996 (2nd)
Antawn Jamison: 1996 (2nd), 1997, 1998
Vince Carter: 1998
Shammond Williams: 1998 (2nd)
Brendan Haywood: 2001
Joseph Forte: 2001
Rashad McCants: 2003 (2nd); 2004 (2nd), 2005
Raymond Felton: 2004, 2005
Sean May: 2004 (2nd), 2005 (2nd)
Tyler Hansbrough: 2006, 2007, 2008, 2009
Brandon Wright: 2007
Ty Lawson: 2008, 2009
Harrison Barnes: 2011, 2012
Tyler Zeller: 2011, 2012
John Henson: 2012 (2nd)
Kendall Marshall: 2012 (2nd)
James Michael McAdoo: 2013 (2nd)
Marcus Paige: 2014, 2015 (2nd)

MVPS OF

POSTSEASON TOURNAMENTS

Lennie Rosenbluth: NCAA East Regional, 1957
Bob Lewis: NCAA East Regional, 1967
Rusty Clark: NCAA East Regional, 1968
Charles Scott: NCAA East Regional, 1969
Bill Chamberlain: NIT, 1971
Dennis Wuycik: NCAA East Regional, 1972
John Kuester: NCAA East Regional, 1977
Al Wood: NCAA West Regional, 1981
James Worthy: NCAA East Regional, 1982; NCAA Final Four, 1982
Brad Daugherty: NCAA Southeast Regional, 1985
George Lynch: NCAA East Regional, 1993
Donald Williams: NCAA Final Four, 1993
Jerry Stackhouse: NCAA Southeast Regional, 1995
Shammond Williams: NCAA East Regional, 1997
Antawn Jamison: NCAA East Regional, 1998
Joseph Forte: NCAA South Regional, 2000
Sean May: NCAA East Regional, 2005; NCAA Final Four, 2005
Tyler Hansbrough: NCAA East Regional, 2008
Ty Lawson: NCAA South Regional, 2009
Wayne Ellington: NCAA Final Four, 2009



Dan Sears

2012 Academic All-America of the Year Tyler Zeller

POSTSEASON

ALL-TOURNAMENT TEAMS

Lennie Rosenbluth: NCAA Final Four, 1957
Pete Brennan: NCAA Final Four, 1957
Bob Lewis: NCAA East Regional, 1967
Rusty Clark: NCAA East Regional, 1967, 1968; NCAA Final Four, 1967 (2nd)
Larry Miller: NCAA East Regional, 1967, 1968; NCAA Final Four, 1968
Charles Scott: NCAA East Regional, 1968, 1969; NCAA Final Four, 1968 (2nd)
Bill Bunting: NCAA East Regional, 1969
Bill Chamberlain: NIT, 1971
Dennis Wuycik: NCAA East Regional, 1972
Robert McAdoo: NCAA East Regional, 1972; NCAA Final Four, 1972
George Karl: NCAA East Regional, 1972; NIT, 1973
Bobby Jones: NIT, 1973
Brad Hoffman: NCAA East Regional, 1975
Mitch Kupchak: NCAA East Regional, 1975
Phil Ford: NCAA East Regional, 1975 (2nd)
Walter Davis: NCAA East Regional, 1977
John Kuester: NCAA East Regional, 1977
Mike O'Koren: NCAA Final Four, 1977
Al Wood: NCAA West Regional, 1981; NCAA Final Four, 1981
James Worthy: NCAA West Regional, 1981; NCAA East Regional, 1982; NCAA Final Four, 1982
Sam Perkins: NCAA West Regional, 1981; NCAA East Regional, 1982; NCAA Final Four, 1982
Jimmy Black: NCAA East Regional, 1982
Michael Jordan: NCAA Final Four, 1982; NCAA East Regional, 1983
Brad Daugherty: NCAA Southeast Sub-Regional, 1985; NCAA Southeast Regional, 1985; NCAA West Regional, 1986
Kenny Smith: NCAA Southeast Sub-Regional, 1985; NCAA Southeast Regional, 1985
J.R. Reid: NCAA East Regional, 1987; NCAA West Regional, 1988; NCAA Southeast Regional, 1989
Rick Fox: NCAA East Regional, 1991
Hubert Davis: NCAA East Regional, 1991



All-America Vince Carter

Eric Montross: NCAA Southeast Regional, 1992; NCAA East Regional, 1993; NCAA Final Four, 1993
George Lynch: NCAA East Regional, 1993; NCAA Final Four, 1993
Donald Williams: NCAA East Regional, 1993; NCAA Final Four, 1993; NCAA Southeast Regional, 1995
Jerry Stackhouse: NCAA Southeast Regional, 1995
Rasheed Wallace: NCAA Southeast Regional, 1995
Shammond Williams: NCAA East Regional, 1997; NCAA East Regional, 1998
Antawn Jamison: NCAA East Regional, 1997; NCAA East Regional, 1998
Vince Carter: NCAA East Regional, 1997; NCAA East Regional, 1998
Ed Cota: NCAA East Regional, 1997; NCAA East Regional, 1998; NCAA South Regional, 2000
Jason Capel: NCAA South Regional, 2000
Joseph Forte: NCAA South Regional, 2000
Sean May: NCAA East Regional, 2005; NCAA Final Four, 2005
Rashad McCants: NCAA East Regional, 2005; NCAA Final Four, 2005
Raymond Felton: NCAA Final Four, 2005
Tyler Hansbrough: NCAA East Regional, 2007, 2008; NCAA South Regional, 2009; NCAA Final Four, 2009
Brandon Wright: NCAA East Regional, 2007
Wayne Ellington: NCAA East Regional, 2008; NCAA Final Four, 2009
Ty Lawson: NCAA East Regional, 2008; NCAA South Regional, 2009; NCAA Final Four, 2009
Danny Green: NCAA South Regional, 2009
Will Graves: NIT, 2010
Deon Thompson: NIT, 2010
Harrison Barnes: NCAA East Regional, 2011
Tyler Zeller: NCAA East Regional, 2011; NCAA Midwest Regional, 2012

• J.R. Reid (1987-89), Ed Cota (1997-98, 2000) and Tyler Hansbrough (2007-09) are the only Tar Heels to earn All-NCAA Regional honors in three seasons

CoSIDA ACADEMIC ALL-AMERICA TEAMS

Billy Cunningham: 1965
Charles Scott: 1970
Steve Previs: 1972
Dennis Wuycik: 1972
Kim Huband: 1972 (3rd)
Brad Hoffman: 1975 (2nd)
Ed Stahl: 1975 (2nd)
Tommy LaGarde: 1975 (2nd), 1976
Bruce Buckley: 1976 (2nd)
Steve Hale: 1986
Henrik Rodl: 1993 (3rd)
Eric Montross: 1994
Tyler Zeller: 2011, 2012
Marcus Paige: 2014 (2nd), 2015 (2nd)

ACADEMIC ALL-AMERICA OF THE YEAR

Tyler Zeller: 2012

NCAA POST-GRADUATE SCHOLARSHIP WINNERS

Bob Bennett: 1966
John O'Donnell: 1974
Bruce Buckley: 1977
Steve Hale: 1986
Pearce Landry: 1995

ACADEMIC ALL-ACC TEAM

Charlie Shaffer: 1963, 1964
Billy Cunningham: 1965
Tom Gauntlett: 1967
Charles Scott: 1970
Dave Chadwick: 1971
Kim Huband: 1972
Steve Previs: 1972
Dennis Wuycik: 1972
John O'Donnell: 1973, 1974
Brad Hoffman: 1975
Ed Stahl: 1975
Tommy LaGarde: 1975, 1976, 1977
Bruce Buckley: 1976, 1977
Eric Kenny: 1981
Matt Doherty: 1984
Steve Hale: 1984, 1985, 1986
James Daye: 1986
Jeff Lebo: 1988
David May: 1988, 1989
Henrik Rodl: 1990, 1991, 1992, 1993
Jason Burgess: 1992
Eric Montross: 1993, 1994
Matt Wenstrom: 1993
Pearce Landry: 1994, 1995
Pat Sullivan: 1995
Will Johnson: 2001, 2003
Jason Capel: 2002
Kris Lang: 2002
Byron Sanders: 2004, 2006
Melvin Scott: 2005
Tyler Zeller: 2009, 2010, 2011, 2012
Marcus Paige: 2013, 2014, 2015

- *Four-time recipients:* Henrik Rodl, Tyler Zeller
- *Three-time recipients:* Tommy LaGarde, Steve Hale, Marcus Paige
- *Two-time recipients:* Charlie Shaffer, John O'Donnell, Bruce Buckley, David May, Eric Montross, Pearce Landry, Will Johnson, Byron Sanders

SKIP PROSSER AWARD

Tyler Zeller: 2011, 2012
Marcus Paige: 2015

Atlantic Coast Conference's Scholar-Athlete of the Year for Men's Basketball; named for the late Wake Forest coach

RECORD BOOK

STATS FOR 1,000-POINT SCORERS

Year	Name	G	FG	FGA	PCT	3PT	3PA	PCT	FT	FTA	PCT	OR	TR	AVG	AST	TO	PF	STL	BLK	PTS	AVG
05-09	Hansbrough, Tyler	142	939	1752	.536	12	38	.316	982	1241	.791	482	1219	8.6	154	297	348	180	65	2872	20.2
74-78	Ford, Phil	123	865	1640	.527				560	693	.808		261	2.1	753		228	163	5	2290	18.6
80-84	Perkins, Sam	135	786	1364	.576	12	28	.429	561	705	.796		1167	8.6	160	185	350	125	245	2145	15.9
54-57	Rosenbluth, Lennie	76	721	1571	.459				603	815	.740		790	10.4	0		210			2045	26.9
77-81	Wood, Al	126	825	1474	.560				365	478	.764		624	5.0	171		328	126	64	2015	16.0
67-70	Scott, Charles	91	805	1678	.480				397	547	.726		649	7.1	193		217			2007	22.1
65-68	Miller, Larry	91	765	1498	.511				452	661	.684		834	9.2	0		224			1982	21.8
95-98	Jamison, Antawn	104	787	1364	.577	8	27	.296	392	635	.617	376	1027	9.9	93	183	256	93	85	1974	19.0
82-86	Daugherty, Brad	135	760	1226	.620	0	1	.000	392	560	.700		1003	7.4	214	295	402	92	146	1912	14.2
73-77	Davis, Walter	119	754	1420	.531				355	459	.773		670	5.6	409		247	149	38	1863	15.7
64-67	Lewis, Bob	83	662	1352	.490				512	660	.776		510	6.1	0		194			1836	22.1
81-84	Jordan, Michael	101	720	1333	.540	34	76	.447	314	420	.748		509	5.0	181	200	271	169	71	1788	17.7
76-80	O'Koren, Mike	117	643	1124	.572				479	660	.726		815	7.0	348		327	183	37	1765	15.1
89-93	Lynch, George	140	711	1369	.519	11	32	.344	314	482	.651	431	1097	7.8	233	318	386	241	60	1747	12.5
02-05	McCants, Rashad	98	614	1263	.486	221	553	.415	272	377	.721	147	397	4.1	204	221	237	145	61	1721	17.6
62-65	Cunningham, Billy	69	656	1387	.473				397	633	.627		1062	15.4	0		262			1709	24.8
87-91	Fox, Rick	140	633	1221	.518	153	394	.388	284	375	.757		594	4.2	323	339	405	197	44	1703	12.2
06-09	Ellington, Wayne	115	616	1331	.463	229	577	.397	233	288	.809	126	469	4.1	258	175	168	109	14	1694	14.7
83-87	Smith, Kenny	127	628	1226	.512	87	213	.408	293	356	.823		283	2.2	768	373	185	195	6	1636	12.9
90-94	Montross, Eric	139	626	1070	.585	—	—	—	375	601	.624	381	941	6.8	86	211	408	63	169	1627	11.7
01-05	Williams, Jawad	128	591	1214	.487	124	355	.349	320	442	.724	231	615	4.8	192	288	225	90	86	1626	12.7
88-92	Davis, Hubert	137	557	1118	.498	197	453	.435	304	371	.819	98	248	1.8	179	135	129	108	23	1615	11.8
72-76	Kupchak, Mitch	119	651	1110	.586				309	465	.665		1006	8.5	160		214	15	32	1611	13.5
85-89	Lebo, Jeff	133	524	1095	.479	211	493	.428	308	367	.839		327	2.5	580	263	284	159	7	1567	11.8
86-89	Reid, J.R.	96	584	972	.601	—	—	—	384	575	.668		731	7.6	159	292	304	109	86	1552	16.2
86-90	Williams, Scott	138	595	1080	.551	4	17	.235	314	496	.633		861	6.2	124	266	443	140	161	1508	10.9
08-12	Zeller, Tyler	117	547	1010	.542	0	2	.000	407	524	.777	316	788	6.7	69	165	271	78	130	1501	12.8
91-95	Williams, Donald	126	516	1192	.433	221	572	.386	239	321	.745	62	252	2.0	202	132	130	93	6	1492	11.8
69-72	Wuycik, Dennis	87	519	880	.590				431	517	.834		556	6.4	193		266			1469	16.9
98-02	Capel, Jason	120	453	1022	.443	164	437	.375	377	458	.823	214	807	6.7	329	257	302	123	23	1447	12.1
94-98	Williams, Shammond	134	460	1012	.455	233	578	.403	292	344	.849	55	332	2.5	399	271	164	92	2	1445	10.8
12-15	Paige, Marcus	107	458	1117	.410	225	590	.381	275	318	.865	40	313	2.9	474	232	191	164	20	1416	13.2
06-10	Thompson, Deon	152	579	1171	.494	0	2	.000	256	390	.656	290	743	4.9	114	202	323	118	141	1414	9.3
97-01	Haywood, Brendan	141	541	849	.637	—	—	—	329	554	.592	323	839	6.0	118	223	345	47	304	1411	10.0
98-02	Lang, Kris	128	576	1078	.534	0	1	.000	240	387	.620	219	678	5.3	74	155	216	81	81	1392	10.9
06-09	Lawson, Ty	105	463	896	.517	112	278	.403	337	432	.780	65	303	2.9	608	219	205	184	10	1375	13.1
05-09	Green, Danny	145	491	1079	.455	184	491	.375	202	239	.845	204	590	4.1	256	209	277	160	155	1368	9.4
66-69	Clark, Rusty	91	513	1003	.511				313	448	.699		929	10.2	35		282			1339	14.7
55-58	Brennan, Pete	81	413	991	.417				506	715	.708		854	10.5	0		248			1332	16.4
51-55	Lifson, Al	90	477	1211	.394				368	581	.633		154	3.9	0		0			1322	14.7
85-90	Madden, Kevin	134	519	893	.581	29	84	.345	229	346	.662		475	3.5	217	210	199	100	35	1296	9.7
70-73	Karl, George	94	494	964	.512				305	391	.780		279	3.0	394		278			1293	13.8
99-01	Forte, Joseph	69	479	1055	.454	111	302	.368	221	273	.810	99	399	5.8	210	169	138	121	12	1290	18.7
58-61	Larese, York	72	468	1057	.443				351	441	.796		407	5.7	73		206			1287	17.9
95-98	Carter, Vince	103	481	880	.547	99	269	.368	206	292	.705	183	466	4.5	197	123	190	114	80	1267	12.3
71-74	Jones, Bobby	92	522	859	.608				220	343	.641		817	8.9	285		239			1264	13.7
96-00	Cota, Ed	138	438	969	.452	93	250	.372	292	398	.734	106	517	3.7	1030	470	176	192	25	1261	9.1
02-05	Felton, Raymond	101	414	978	.423	174	464	.375	258	353	.731	69	417	4.1	698	233	233	192	27	1260	12.5
95-99	Okulaja, Ademola	139	424	967	.438	143	382	.374	263	387	.680	310	890	6.4	327	256	273	175	33	1254	9.0
11-14	McAdoo, James Michael	108	467	1044	.447	0	9	.000	298	524	.569	232	640	5.9	111	173	229	132	58	1232	11.4
83-87	Wolf, Joe	128	511	928	.551	23	40	.575	186	243	.765		707	5.5	243	207	279	84	39	1231	9.6
10-12	Barnes, Harrison	75	439	1018	.431	116	332	.349	234	319	.734	149	414	5.5	96	146	140	68	29	1228	16.4
79-82	Worthy, James	84	485	896	.541				249	382	.652		620	7.4	208	94	211	117	94	1219	14.5
02-05	May, Sean	77	442	862	.513	0	11	.000	329	459	.717	267	771	10.0	113	183	188	100	94	1213	15.8
38-41	Glamack, George	70	479						263											1191	17.0
53-56	Vayda, Jerry	92	398	981	.406				391	584	.670		687	7.5			185	27	4	1187	12.9
80-84	Doherty, Matt	129	418	876	.477	20	49	.408	309	406	.761		446	3.5	446	197	230	110	30	1165	9.0
87-91	Chilcutt, Pete	140	483	904	.534	20	58	.345	164	231	.710		766	5.5	188	226	155	115	83	1150	8.2
93-96	McInnis, Jeff	100	403	878	.459	138	348	.397	184	256	.719	63	277	2.8	435	200	177	108	0	1128	11.3
09-12	Henson, John	109	475	955	.497	5	24	.208	169	350	.483	269	885	8.1	108	166	159	68	279	1124	10.3
90-94	Reese, Brian	134	435	869	.501	47	148	.318	196	305	.643	185	436	3.3	266	260	140	70	17	1113	8.3
92-96	Calabria, Dante	135	373	825	.452	193	469	.412	159	221	.719	115	426	3.2	336	195	226	115	8	1098	8.1
93-95	Stackhouse, Jerry	69	353	712	.496	39	110	.355	335	465	.720	171	456	6.6	162	198	129	92	76	1080	15.7
66-69	Bunting, Bill	95	398	774	.514				273	369	.740		612	6.4	42		264			1069	11.3
44-48	Dillon, John	115	398						267											1063	9.2
57-60	Shaffer, Lee	75	400	901	.444				253	330	.767		606	8.1	30		199			1053	14.0
12-15	Johnson, Brice	108	447	807	.554	—	—	—	144	223	.646	199	619	5.7	75	117	263	68	104	1038	9.6
20-24	Carmichael, Cartwright	82	290						444											1024	12.9
68-71	Dedmon, Lee	89	378	786	.481				263	388	.678		729	8.2	180		303			1019	11.4

RECORD BOOK

ALL-TIME UNIFORM NUMBERS

0
Jesse Holley, Joel James, **Nate Britt**

00
Eric Montross[^], Brendan Haywood[^]

1
Melvin Scott, Marcus Ginyard, Dexter Strickland, **Theo Pinson**

2
Raymond Felton[^], Wayne Ellington, Marc Campbell, Leslie McDonald, **Joel Berry II**

3
John Rainey, Jimmy Howard, Soc Creitos, Don Wilson, Herbert Porter, Clive Thompson, Taylor Thorne, Charlie Thorne, Irving Turk, Jeff Denny, Pat Sullivan, Shammond Williams, Vasco Evtimov, Brian Morrison, Reyshawn Terry, Daniel Bolick, Wade Moody, **Kennedy Meeks**

4
Jim McCachren, Foy Grubb, Pete Mullis, Bill Watson, Wray Lewis, Dan Marks, Lewis Hayworth, Vic Seixas, Buster Stevenson, Bob Paxton, William White, Lynwood Robinson, James Daye, Kenny Harris, Larry Davis, David Neal, Makhtar Ndiaye, Scott Williams, Brooks Foster, Bobby Frasor, Luke Davis, **Isaiah Hicks**

5
Stuart Aiken, Crowell Little, Foy Roberson, Lew Hayworth, Ed Antolini, George Paine, Don Anderson, Julian Smith, Larry James, Ira Norfolk, Vic Seixas, Dan Nymicz, Marion Godwin, Richard Patterson, Henrik Rodl, Jeff McInnis, Ed Cota, Jackie Manuel, Ty Lawson[^], Dexter Strickland, Kendall Marshall, **Marcus Paige**

6
Earle Beale, Pete Mullis, Foy Grubb, Julian Smith, Ed Shytle, Dick Hartley, Walter Markin, E.B. Stevenson, Marx Nathan

7
Dave McCachren, Jim McCachren, Earl Ruth, Bobby Gersten, Edgar Lougee, P.A. Lee, Jim White, Don Anderson, Mervin Cole, Simon Terrell

8
Ike Manor, Earl Ruth, Bill McCachren, Bob Rose, Barney Poole, Jim Jordan[^], Jim Hamilton, Fred Ryan

9
Bucky Harris, Hank Wright, Dick Worley, Chuck Harnden, Ellis Freedman, Jim Hayworth, Lew Hayworth, Fred Bauer, Norm Mitchell

10 (retired)
Paul Kaveny, Chester Stoopack, George Paine, Bobby Gersten, Cam Rodman, Clyde King, Roger Scholbe, Darius Wells, Lennie Rosenbluth^{*}

11
Morrie Long, George Stirnweiss, Paul Severin, Lewis Hayworth, Dick Garvin, Jim White, Harvey Weinstein, John Tsantes, Richard Patterson, Wayne Harpold, Charles Ellenwood, Ken Rosemond, John Crotty, Larry Brown[^], Ray Hassell, Gerald Tuttle, John Austin, Tony Shaver, Keith Valentine, Mike

Pepper, Rodney Hyatt, Scott Cherry, Michael Brooker, Quentin Thomas, Larry Drew II, Stilman White, **Brice Johnson**

12 (retired)
Melvin Nelson, Ramsey Potts, Al Mathes, George McCachren, Vincent DiLorenzo, Coy Carson, Hal Ferraro, Al Lifson, Lee Shaffer[^], Harry Jones, Ray Respass, Jim Frye, Richard Tuttle, Ray Hite, Phil Ford^{*}

13
Virgil Weathers, Frank Cuneo, Ed Shytle, Ellis Freedman, Bernie Mock, John Dillon[^], Benton Bennett, William White, Vince Grimaldi, Ian Morrison, Dick Grubar, Steve Previs, Brad Hoffman, Ademola Okulaja, Neil Fingleton, Will Graves, J.P. Tokoto, **Kanler Coker**

14
Ben Blood, Ramsey Potts, Woody Holland, Guy Byerly, George Paine, Hugo Kappler, Simon Terrell, Skippy Winstead, Dave Hanners, Derek McAllister, Jeff Lebo, Derrick Phelps, Ryan Sullivan, Jonathan Holmes, Danny Green, Terrence Petree, Desmond Hubert

15
Latch Webster, Andy Bershak, Hank Feimster, Reid Suggs, Bob Altomose, Boyce Box, Bill Voris, Jack Fitch, Bones McKinney, Hank Lebed, Hugo Kappler, Bill Smith, Vince Grimaldi, Willis Henderson, John Kuester, Brian Ellerby, Courtney Dupree, Jason Burgess, Shammond Williams, Vince Carter[^], Kenny White, Damien Price, Charlie Everett, Dewey Burke, J.B. Tanner, Leslie McDonald, Stewart Cooper, P.J. Hairston

16
Tony Cernugle, Les Branson, Reid Suggs, Jason Glace, Ed Shytle, Dan Marks, Michael Fisher, Norman Kohler

17
Frank Ramsey, Watts Carr, Dick Donnan, Joe Nelson, Don Wilson, Reid Suggs, Fritz Nagy, Manny Alvarez, Miles Hall, Ed Wagner, Irving Turk

18
Dave "Red" Meroney, Ben Dilworth, Bob Rose, Jim White, Jack Fitch, Sherman Nearman, Bill Wood, Harold Spurlock

19
Pete Boone, Hank Pessar, Cam Rodman, John Dewell, Bob Shuford, Bill Allen, Marx Nathan, Norman Kohler, Fred Swartzberg

20 (retired)
George Glamack^{*}, Dan Marks, Frank Wideman, Lester Hughes, Dan Nymicz, Hal Ferraro, Ike Neeley, Cooper Taylor, Paul Anisko, Gene Glancy, Bob Young, Wallace Graham, Don Walsh, Peppy Callahan, John Yokley, Ed Fogler, Bill Chambers, Ray Harrison, David Colescott, Cliff Morris, Steve Bucknall

21
Dave Bowman, Bill Locke, Wray Lewis, John Fields, Rip Ryan, Bill Miller, Howard Deasy, Jerry Vayda, Albert Lifson, Mitch Kupchak[^], Jimmy Black, Michael Norwood, King Rice, Donald

Williams[^], Terrence Newby, Jawad Williams, Deon Thompson, Jackson Simmons

22
Junie Bailey, Benton Bennett, Paul Likins, Edward Sutton, Roy Searcy, York Larese[^], Mike Cooke, Bob Lewis[^], Jim Delany, George Karl, Dudley Bradley, Buzz Peterson, Kevin Madden, Pearce Landry, Webb Tyndall, Scott Williams, Ronald Curry, Justin Bohlander, Wes Miller, Wayne Ellington[^], David Dupont, Frank Tanner, Isaiah Hicks

23 (retired)
Albert Carr, John Tsantes, Bud Maddie, Skippy Winstead, Buddy Clarke, Jimmy Guill, Ged Doughton, Michael Jordan^{*}

24
Bob Altomose, Ernie Schwarz, Walter Davis[^], Jim Braddock, Joe Wolf, Doug Elstun, Dante Calabria, Max Owens, Jesse Holley, Marvin Williams, Surry Wood, Justin Watts, **Kenny Williams**

25
Jippy Carter, Albert Long, James Smith, Donnie Smith, Randy Weil, Steve Hale, Jason Capel, Damion Grant, Justin Knox, J.P. Tokoto, Justin Coleman

30
Darius Wells, Jack Wallace, Cliff Walker, Bill Hathaway, Ray Stanley, Dieter Krause, Jim Moore, Mike Iannarella, Greg Campbell, Al Armour, Dale Gipple, John O'Donnell, Woody Coley, Al Wood[^], Kenny Smith[^], Rasheed Wallace[^], Phillip McLamb, Will Robinson, Jack Wooten, Thomas Thornton, Patrick Crouch, James Manor, **Stilman White**

31
Charlie Thorne, Tom Gaines, Al Lifson, Gerry McCabe, Gehrman Holland, Ken McComb, Bruce Bowers, Bill Taylor, Charlie Burns, Bob Bennett, Bill Bunting, Bill Chamberlain[^], Mickey Bell, Loren Lutz, Mike O'Koren[^], Matthew Brust, David May, Brian Reese, Adam Boone, Jonathan Miller, Thomas Wilkins, John Henson, **Justin Coleman**

32
Leonard Guyes, Frank Redding, Bob Phillips, Gerry McCabe, Bob Cunningham, Lou Brown, Peppy Callahan, Billy Cunningham[^], Mark Mirken, Dave Chadwick, Darrell Elston, Tom Zaliagiris, Eric Kenny, John Brownlee, Pete Chilcutt, Orlando Melendez, Rashad McCants[^], Alex Stepheson, Ed Davis, D.J. Johnston, **Luke Maye**

33 (retired)
Nemo Nearman, Bob Phillips, Gerry McCabe, Danny Lotz, Jim Hudock, Bill Brown, Charles Scott[^], Roger Jamison, Ranzino Smith, Kevin Salvadori, Antawn Jamison^{*}

34
Frank Redding, Bill Ellington, Francis Goodwin, Dick Kepley, Richard Vinroot, Bruce Bowers, Charles Hassell, Terry Ronner, Jim Moore, Jim Bostick, Don Eggleston, Bobby Jones[^], Pete Budko, J.R. Reid[^], George Lynch[^], Charlie McNairy, David Noel, Brandan Wright, David Wear, Stewart Cooper, Denzel

Robinson

35
Cooper Taylor, Pete Brennan[^], Doug Moe[^], Charlie Burns, Bill Galanti, Ralph Fletcher, Lee Dedmon, Bob McAdoo[^], Charles Waddell, Dave Popson, Joe Jenkins, Travis Stephenson, Brad Frederick, Jim Everett, C.J. Hooker, Patrick Moody, James Gallagher, Reggie Bullock

40
Dick Kocornik, Tommy Kearns[^], Yogi Poteet, Bill Harrison, Earl Johnson, Donnie Moe, Ricky Webb, Bill Chambers, Donn Johnston, Bruce Buckley, Gary Roper, Hubert Davis, Ed Geth, Joseph Forte[^], Mike Copeland, Harrison Barnes[^]

41
Paul Likins, Joe Quigg, Hugh Donahue, Terry Ronner, Jim Smithwick, Joe Brown, Mike Earey, Joe Cox, Jeff Crompton, Sam Perkins[^], Byron Sanders

42
Bud Maddie, Walter Green, Hilliard Green, Harvey Salz, Charlie Schaffer, Tom Gauntlet, Gra Whitehead, Kim Huband, Bill Chambers, Jeff Wolf, Brad Daugherty[^], Scott Williams, Jerry Stackhouse[^], Kris Lang, Sean May[^], **Joel James**

43
Jerry Vayda, Grey Poole, Art Katz, Mike Smith, Rusty Clark, Craig Corson, Ed Stahl, John Virgil, Jeb Barlow, Curtis Hunter, Matt Laczkowski, Travis Wear, James Michael McAdoo, **Spenser Dalton**

44
Tony Radovich, Mike Steppe, Brian McSweeney, Mark Mirken, Larry Miller[^], Dennis Wuycik[^], Donald Washington, Eric Harry, Matt Doherty, Rick Fox, Clyde Lynn, Will Johnson, Tyler Zeller[^], **Justin Jackson**

45
Tommy LaGarde[^], Chris Brust, Marty Hensley, Clifford Rozier, Serge Zwikker, Julius Peppers, Jesse Holley, Stilman White

50 (retired)
Rich Yonaker, Cecil Exum, Bill Akins, Octavus Barnes, Brian Bersticker, Tyler Hansbrough^{*}

51
Timo Makkonen

52 (retired)
James Worthy^{*}

54
Steve Krafscin, Warren Martin, John Greene, Vasco Evtimov

55
Matt Wenstrom, Wade Moody

BOLD indicates active player
[^] indicates HONORED jersey
^{*} indicates RETIRED jersey

RECORD BOOK
ALL-TIME ROSTER

Larese, York	1958-61	Morrison, Brian	2000-02	Rodl, Henrik	1989-93	Tokoto, J.P.	2012-15
Lawson, Ty	2006-09	Morrison, Ian	1964-65	Rodman, Cam	1941-43, 46-47	Tsantes, John	1948-50
Lebed, Hank	1948-49	Mullis, Clyde "Pete"	1935-38	Ronner, Terry	1963-64	Turk, Irving	1949-50
Lebo, Jeff	1985-89	Murray, Robert	1920-21	Roper, Gary	1984-85	Turner, Bill	1927-28
Lee, P.A.	1941-42	Myers, Bill	1931-32	Rose, Bob	1939-42	Tuttle, Gerald	1966-69
Leonard, Clyde	1930-31			Rosemond, Ken	1955-57	Tuttle, Richard	1968-71
Lewis, Bob	1964-67	Nagy, Fritz	1942-43	Rosenbluth, Lennie	1954-57	Tyndall, Webb	1995-97
Lewis, Wray	1940-42	Nalle, Brodie	1931-33	Rourke, Bill	1918-21		
Lifson, Al	1951-55	Nathan, Marx	1945-46, 47-48	Rozier, Clifford	1990-91	Underwood, Emmett	1925-26
Likins, Paul	1951-55	Ndiaye, Makhtar	1996-98	Ruth, Earl	1935-38		
Lineberger, Henry	1921-24	Neal, David	1994-96	Ryan, Fred "Rip"	1946-49		
Lineberger, Joe	1930-33	Nearman, Sherman "Nemo"	1946-50			Valentine, Keith	1975-76
Lipfert, Bailey	1917-21	Neiman, Abe	1921-23, 25-26	Salvadori, Kevin	1990-94	Vanstory, Bill	1925-28
Little, Bryce	1916-17	Neiman, David	1928-30	Salz, Harvey	1957-60	Vayda, Jerry	1952-56
Little, Crowell	1936-37	Nelson, Joe	1940-41	Sanders, Byron	2002-06	Vinroot, Richard	1961-63
Little, Greg	2007-08	Nelson, Melvin	1933-36	Satterfield, Henry	1927-29	Virgil, John	1976-80
Long, Albert	1952-55	Newby, Terrence	1996-2000	Sawyer, Holmes	1918-19	Voris, Bill	1944-45
Long, Cyrus	1910-12, 13-14	Newcombe, Arthur "Artie"	1925-26	Scholbe, Roger	1945-48		
Long, Meb	1912-16	Noel, David	2002-06	Schwarz, Ernie	1950-53	Waddell, Charles	1972-74
Long, Morris	1932-34	Norfolk, Ira	1944-46	Scott, Charles	1967-70	Wagner, Edwin	1946-48
Longest, Ed	1929-30, 31-32	Norwood, Michael	1985-87	Scott, Melvin	2001-05	Wakeley, William	1910-11
Loock, Bill	1940-41	Nyomicz, Dan	1946-49	Scruggs, Boyce	1915-16	Walker, Cliff	1953-54
Lotz, Danny	1956-59			Searcy, Roy	1955-58	Wallace, Jack	1951-53
Lougee, Edgar	1942-43	O'Donnell, John	1971-74	Seixas, Vic	1942-43, 46-47	Wallace, Rasheed	1993-95
Loughran, George	1914-15	O'Koren, Mike	1976-80	Severin, Paul	1938-41	Walsh, Donnie	1959-62
Lutz, Loren	1975-76	Okulaja, Ademola	1995-99	Seymore, Sasha	2014-15	Walters, John	1930-31
Lynch, George	1989-93	Owens, Max	1997-2001	Shaffer, Charlie	1961-64	Ward, Dick	1954-55
Lynch, Peter	1916-19			Shaffer, Dean	1980-81	Washington, Donald	1972-73
Lynn, Clyde	1994-96			Shaffer, Lee	1957-60	Watkins, John	1926-27
		Paige, Marcus	2012-	Shaffer, Phil	1926-27	Watson, Bill	1938-40
		Paine, George	1940-43	Shaver, Tony	1973-74	Watt, Lawrence	1924-25
		Parker, John	1912-13	Shepard, Carlyle	1915-17, 19-21	Watts, Justin	2008-12
Madden, Kevin	1985-86, 87-90	Patterson, Fred	1915-16	Sher, Phil	1929-30	Wear, David	2009-10
Maddie, Bud	1950-54	Patterson, Richard	1949-51	Shook, Bud	1941-42	Wear, Travis	2009-10
Mahler, Carl	1921-23	Paxton, Bob	1944-48	Shores, Tommy	1953-54	Weathers, Virgil	1931-34
Makkonen, Timo	1981-84	Penton, Dan	1922-24	Shytle, Ed	1940-42	Webb, Ricky	1967-69
Manor, James	2012-	Pepper, Mike	1977-81	Sides, Bob	1924-27	Webster, Latch	1934-36
Manuel, Jackie	2001-05	Peppers, Julius	1999-2001	Simmons, Jackson	2011-15	Weinstein, Harvey	1946-48
Markham, Bill	1930-33	Perkins, Aubrey	1925-28	Slater, John	1929-31	Wells, Darius	1948-51
Markin, Walter	1944-45	Perkins, Sam	1980-84	Smith, Bill	1951-52	Wenstrom, Matt	1989-93
Marks, Dan	1941-43	Perry, Gales	1939-40	Smith, James	1973-74	White, Bill	1948-51
Marpet, Artie	1928-31	Perry, Curtis "Sis"	1916-18, 21-22	Smith, Julian	1939-42	White, Jim	1941-43, 45-47
Marshall, Kendall	2010-12	Pessar, Hank	1938-41	Smith, Junius	1910-12	White, Kenny	1999-2000
Martin, Warren	1981-83, 84-86	Petree, Terrence	2009-10	Smith, Kenny	1983-87	White, Stilman	2011-12, 2014-
Massey, Moulton	1915-16	Peters, Pete	1946-47	Smith, Larry	1991-92	Whitehead, Gra	1967-68
Mathes, Albert	1937-40	Peterson, Buzz	1981-85	Smith, Mike	1964-66	Wideman, Frank	1942-44
May, David	1987-89	Phelps, Derrick	1990-94	Smith, Ranzino	1984-88	Wiel, Randy	1975-79
May, Sean	2002-05	Phillips, Bob	1950-53	Smith, Winslow	1927-29, 30-31	Wiley, John	1927-28
McAdoo, James Michael	2011-	Phipps, John	1931-32	Smithwick, Jim	1963-66	Wilkins, Thomas	2005-06
McAdoo, Robert	1971-72	Pinson, Theo	2014-	Snyder, Roy	1940-41	Williams, Donald	1991-95
McCabe, Gerry	1952-56	Poole, Barney	1943-44	Sprague, Pete	1953-54	Williams, Jawad	2001-05
McCachren, Dave	1931-34	Poole, Jim	1943-44	Spurlock, Harold	1944-46	Williams, Lloyd	1920-22
McCachren, George "Toad"	1940-43	Poole, Jimmy	1922-25	Stackhouse, Jerry	1993-95	Williams, Marvin	2004-05
McCachren, Jim	1933-36	Poole, Grey	1957-60	Stahl, Ed	1972-75	Williams, Scott Carmichael	1997-99
McCachren, William	1936-37, 38-39	Popson, Dave	1983-87	Stallard, Sam	1943-44	Williams, Scott Christopher	1986-90
McCants, Rashad	2002-05	Poteet, Yogi	1959-61, 62-63	Stanley, Ray	1957-60	Williams, Shammond	1994-98
McComb, Ken	1960-61	Potts, Ramsey	1935-37	Stein, Lewis	1911-12	Wilson, Don	1941-42
McDonald, Leslie	2009-	Pou, James	1913-14	Stephenson, Glen	1952-53	Wilson, Glenn	1925-26
McDonald, Monk	1920-24	Powell, Jack	1952-53	Stephenson, Travis	1991-93	Winstead, Skippy	1951-54
McDonald, Sam	1922-25	Prevatte, Dick	1928-29	Stepheson, Alex	2006-08	Wolf, Jeff	1976-80
McDuffie, Lewis "Mac"	1916-17	Previs, Steve	1969-72	Stevenson, Buster	1943-44, 45-46	Wolf, Joe	1983-87
McInnis, Jeff	1993-96	Price, Damien	2001-04	Stirweiss, George "Snuffy"	1937-38	Wood, Al	1977-81
McKinney, Horace "Bones"	1945-46	Price, Henry "Red"	1926-29	Stoopack, Chester "Red"	1936-38	Wood, Billy	1942-43
McKnight, Roy	1910-12	Propst, Floyd	1951-52	Strickland, Dexter	2009-13	Wood, Surry	2005-08
McLamb, Phillip	2001-04	Purser, Carr	1925-28	Suggs, Reid	1940-42	Woodall, Ches	1919-21
McNairy, Charlie	1994-97	Purser, John	1921-25	Sullivan, Pat	1990-93, 94-95	Wooten, Jack	2007-09
McSweeney, Bryan	1961-64			Sullivan, Ryan	1995-97	Worley, Dick	1937-39
Meeks, Kennedy	2013-	Quigg, Joe	1955-57	Sutton, Ed	1954-55	Worthy, James	1979-82
Melendez, Orlando	1997-02			Swartzberg, Fred	1946-48	Wright, Brandon	2006-07
Mendler, John	1944-45					Wright, Hank	1935-37
Meroney, Dave "Red"	1936-37	Race, George	1927-28, 29-30	Tandy, George "Yank"	1913-16	Wright, T.B.	1921-22
Miles, Hall	1945-47	Radovich, Tony	1952-57	Tanner, J.B.	2007-09	Wuycik, Dennis	1969-72
Miller, Bill	1947-48	Ragan, Bill	1925-26	Tanner, Frank	2012-13		
Miller, Jonathan	2002-04	Rainey, John	1935-36	Taylor, Bill	1962-63	Yokley, John	1963-66
Miller, Larry	1965-68	Ramsey, Frank	1934-35	Taylor, Cooper	1951-52, 53-54	Yonakor, Rich	1976-80
Miller, Wes	2004-07	Ranson, Lucius	1912-13	Teague, Ed	1943-44	Young, Bob	1954-57
Minor, William "Ike"	1931-33, 34-35	Ravenel, Sam	1917-18	Tennent, Charles "Buzz"	1916-18		
Mirkin, Mark	1964-67	Redding, Frank	1949-52	Tennent, George "Raby"	1913-17	Zaiser, Eugene	1932-33
Mitchell, Norm	1947-49	Redmon, Herman	1912-13	Terrell, Simon	1948-50	Zaliagiris, Tom	1974-78
Mock, Bernie	1943-44	Reese, Brian	1990-94	Terry, Reyshaw	2003-07	Zeller, Tyler	2008-12
Moe, Donnie	1965-67	Reid, Garrison	1929-30	Thomas, Gene	1946-47	Zikker, Serge	1993-97
Moe, Doug	1958-61	Reid, J.R.	1986-89	Thomas, Quentin	2004-08		
Montross, Eric	1990-94	Respass, Ray	1962-65	Thompson, Clive	1944-45		
Moody, Patrick	2007-09	Rice, King	1987-91	Thompson, Deon	2006-10		
Moody, Wade	2012-	Ritch, Marvin "Philly"	1910-11	Thorne, Charlie	1948-51		
Moore, James	1929-31	Robbins, Austin	1939-40	Thorne, Taylor	1942-43, 45-48		
Moore, Jim	1963-64, 65-66	Roberson, Foy	1937-40	Thornton, Thomas	2009-10		
Morris, Cliff	1983-85	Robinson, Denzel	2012-	Tillett, Bill	1910-13		
Morris, John	1917-21	Robinson, Lynwood	1981-83				
Morris, Worth	1925-28	Robinson, Will	2005-06				

The all-time roster includes any player who appeared in at least one game for the Tar Heels.

Year	Overall W-L	Southern Conference		SC Tournament Finish	Writers Poll	Coaches Poll	Postseason Results	Head Coach	Captains
		W-L							
1910-11	7-4							Nat Cartmell	Marvin Ritch
1911-12	4-5							Nat Cartmell	Junius Smith
1912-13	4-7							Nat Cartmell	Ben Edwards
1913-14	10-8							Nat Cartmell	Meb Long
1914-15	6-10							Charles Doak	Meb Long
1915-16	12-6							Charles Doak	John Johnson
1916-17	5-4							Howell Peacock	George Tennent
1917-18	9-3							Howell Peacock	George Tennent
1918-19	9-7							Howell Peacock	Reynolds Cuthbertson
1919-20	7-9							Fred Boye	Billy Carmichael
1920-21	12-8							Fred Boye	Carlyle Shepard
1921-22	15-6	3-3, Tied 7th	Champion					No Coach	Cartwright Carmichael
1922-23	15-1	5-0, Tied 1st	Second Round					No Coach	Monk McDonald
1923-24	26-0	7-0, Tied 1st	Champion					Norman Shepard	Winton Green
1924-25	20-5	8-0, 1st	Champion					Monk McDonald	Jack Cobb
1925-26	20-5	7-0, Tied 1st	Champion					Harlan Sanborn	Bill Dodderer
1926-27	17-7	7-3, 8th	Semifinalist					James Ashmore	Bunn Hackney
1927-28	17-2	8-1, Tied 3rd	Round of 16					James Ashmore	Billy Morris
1928-29	17-8	12-2, 2nd	Quarterfinalist					James Ashmore	Rufus Hackney, Nap Lufty
1929-30	14-11	4-7, 16th	Round of 16					James Ashmore	Puny Harper
1930-31	15-9	6-6, Tied 9th	Quarterfinalist					James Ashmore	Artie Marpet
1931-32	16-5	6-3, Tied 5th	Finalist					George Shepard	Tom Alexander
1932-33	12-5	5-3, Tied 5th	Semifinalist					George Shepard	Wilmer Hinees
1933-34	18-4	12-2, Tied 2nd	Semifinalist					George Shepard	Dave McCachren
1934-35	23-2	12-1, 1st	Champion					George Shepard	Stewart Aiken
1935-36	21-4	13-3, 2nd	Champion					Walter Skidmore	Jim McCachren
1936-37	18-5	14-3, 2nd	Finalist					Walter Skidmore	Earl Ruth
1937-38	16-5	13-3, 1st	Quarterfinalist					Walter Skidmore	Earl Ruth
1938-39	10-11	8-7, 7th	First Round					Walter Skidmore	Bill McCachren
1939-40	23-3	11-2, 2nd	Champion					Bill Lange	Ben Dilworth
1940-41	19-9	14-1, 1st	Quarterfinalist			NCAA Final 8		Bill Lange	George Glamack, Jim Howard
1941-42	14-9	9-5, 7th	Quarterfinalist					Bill Lange	Bob Rose
1942-43	12-10	8-9, 11th	Did Not Compete					Bill Lange	George McCachren, George Payne
1943-44	17-10	9-1, 1st	Finalist					Bill Lange	Game Captains
1944-45	22-6	11-3, 4th	Champion					Ben Carnevale	Game Captains
1945-46	30-5	13-1, 1st	Semifinalist			NCAA Finalist		Ben Carnevale	Lew Hayworth
1946-47	19-8	10-2, 2nd	Finalist					Tom Scott	Jim Hamilton, Jim White
1947-48	20-7	11-4, 3rd	Semifinalist					Tom Scott	Bob Paxton
1948-49	20-8	13-5, 3rd	Semifinalist					Tom Scott	Dan Nymicz
1949-50	17-12	13-6, 5th	Quarterfinalist					Tom Scott	Nemo Nearman
1950-51	12-15	9-8, 9th	Did Not Compete					Tom Scott	Hugo Kappler, Charlie Thorn
1951-52	12-15	8-11, 11th	Did Not Compete					Tom Scott	Howard Deasy
1952-53	17-10	15-6, 8th	Quarterfinalist					Frank McGuire	Vince Grimaldi, Jack Wallace

SOUTHERN CONFERENCE TOTALS:

43 seasons 304-111 (73.3)

9 Regular-Season Titles, 8 Tournament Championships

1 Helms Foundation national championship (1923-24)

Year	Overall W-L	ACC		ACC Tournament Finish	Writers Poll	Coaches Poll	Postseason Results	Head Coach	Captains
		W-L							
1953-54	11-10	5-6, 5th	Quarterfinalist					Frank McGuire	Game Captains
1954-55	10-11	8-6, Tied 4th	Quarterfinalist					Frank McGuire	Al Lifson, Paul Likens
1955-56	18-5	11-3, Tied 1st	Semifinalist	13th	11th			Frank McGuire	Jerry Vayda
1956-57	32-0	14-0, 1st	Champion	1st	1st	NCAA Champs		Frank McGuire	Lennie Rosenbluth
1957-58	19-7	10-4, Tied 2nd	Finalist	13th	12th			Frank McGuire	Pete Brennan
1958-59	20-5	12-2, Tied 1st	Finalist	9th	6th	NCAA 1st Round		Frank McGuire	Danny Lotz
1959-60	18-6	12-2, Tied 1st	Semifinalist					Frank McGuire	Harvey Salz
1960-61	19-4	12-2, 1st	Did Not Compete	5th	6th			Frank McGuire	Doug Moe, York Larese, Dick Kepley
1961-62	8-9	7-7, Tied 4th	Quarterfinalist					Dean Smith	Jim Hudock
1962-63	15-6	10-4, 3rd	Semifinalist					Dean Smith	Larry Brown, Yogi Poteet
1963-64	12-12	6-8, 5th	Semifinalist					Dean Smith	Mike Cooke, Charlie Shaffer
1964-65	15-9	10-4, Tied 2nd	Quarterfinalist					Dean Smith	Billy Cunningham
1965-66	16-11	8-6, Tied 3rd	Semifinalist					Dean Smith	Bob Bennett, John Yokley
1966-67	26-6	12-2, 1st	Champion	4th	3rd	NCAA 4th Place		Dean Smith	Tom Gauntlett, Bob Lewis
1967-68	28-4	12-2, 1st	Champion	4th	4th	NCAA Finalist		Dean Smith	Larry Miller
1968-69	27-5	12-2, 1st	Champion	4th	2nd	NCAA 4th Place		Dean Smith	Joe Brown, Bill Bunting, Rusty Clark, Dick Grubar, Gerald Tuttle
1969-70	18-9	9-5, Tied 2nd	Quarterfinalist			NIT First Round		Dean Smith	Jim Delany, Eddie Fogler, Charles Scott
1970-71	26-6	11-3, 1st	Finalist	13th	13th	NIT Champion		Dean Smith	Lee Dedmon, Dale Gipple
1971-72	26-5	9-3, 1st	Champion	2nd	2nd	NCAA 3rd Place		Dean Smith	Steve Previs, Dennis Wuycik
1972-73	25-8	8-4, 2nd	First Round	11th	12th	NIT 3rd Place		Dean Smith	Donn Johnston, George Karl
1973-74	22-6	9-3, Tied 2nd	Semifinalist	12th	8th	NIT First Round		Dean Smith	Darrell Elston, Bobby Jones
1974-75	23-8	8-4, Tied 2nd	Champion	9th	10th	NCAA Final 16		Dean Smith	Mickey Bell, Brad Hoffman, Ed Stahl
1975-76	25-4	11-1, 1st	Finalist	8th	6th	NCAA 1st Rd.		Dean Smith	Bill Chambers, Dave Hanners, Mitch Kupchak

RECORD BOOK

YEAR-BY-YEAR RECORDS

Year	Overall W-L	ACC W-L	ACC Tournament Finish	Writers Poll	Coaches Poll	Postseason Results	Head Coach	Captains
1976-77	28-5	9-3, 1st	Champion	5th	3rd	NCAA Finalist	Dean Smith	Bruce Buckley, Woody Coley, Walter Davis, John Kuester, Tommy LaGarde
1977-78	23-8	9-3, 1st	Semifinalist	16th	10th	NCAA 1st Rd.	Dean Smith	Phil Ford, Tom Zaliagiris
1978-79	23-6	9-3, Tied 1st	Champion	9th	3rd	NCAA 2nd Rd.	Dean Smith	Dudley Bradley, Ged Doughton
1979-80	21-8	9-5, Tied 2nd	Semifinalist	15th	15th	NCAA 2nd Rd.	Dean Smith	Dave Colescott, Mike O'Koren, John Virgil, Jeff Wolf, Rich Yonakor
1980-81	29-8	10-4, 2nd	Champion	6th	6th	NCAA Finalist	Dean Smith	Pete Budko, Eric Kenny, Mike Pepper, Al Wood
1981-82	32-2	12-2, Tied 1st	Champion	1st	1st	NCAA Champion	Dean Smith	Jeb Barlow, Jimmy Black, Chris Brust
1982-83	28-8	12-2, Tied 1st	Semifinalist	8th	8th	NCAA Final 8	Dean Smith	Jim Braddock
1983-84	28-3	14-0, 1st	Semifinalist	1st	1st	NCAA Final 16	Dean Smith	Matt Doherty, Cecil Exum, Sam Perkins
1984-85	27-9	9-5, Tied 1st	Finalist	7th	7th	NCAA Final 8	Dean Smith	Buzz Peterson
1985-86	28-6	10-4, 3rd	Quarterfinalist	8th	8th	NCAA Final 16	Dean Smith	Brad Daugherty, Steve Hale
1986-87	32-4	14-0, 1st	Finalist	2nd	3rd	NCAA Final 8	Dean Smith	Kenny Smith, Joe Wolf
1987-88	27-7	11-3, 1st	Finalist	7th	8th	NCAA Final 8	Dean Smith	Joe Jenkins, Ranzino Smith
1988-89	29-8	9-5, Tied 2nd	Champion	5th	4th	NCAA Final 16	Dean Smith	Steve Bucknall, Jeff Lebo
1989-90	21-13	8-6, Tied 3rd	Quarterfinalist			NCAA Final 16	Dean Smith	Kevin Montross, Scott Williams
1990-91	29-6	10-4, 2nd	Champion	4th	4th	NCAA Final 4	Dean Smith	Pete Chilcutt, Rick Fox, King Rice
1991-92	23-10	9-7, 3rd	Finalist	18th	12th	NCAA Final 16	Dean Smith	Hubert Davis
1992-93	34-4	14-2, 1st	Finalist	4th	1st	NCAA Champion	Dean Smith	George Lynch, Henrik Rodl
1993-94	28-7	11-5, 2nd	Champion	1st	9th	NCAA 2nd Rd.	Dean Smith	Eric Montross, Derrick Phelps
1994-95	28-6	12-4, Tied 1st	Finalist	4th	3rd	NCAA Final 4	Dean Smith	Pearce Landry, Pat Sullivan, Donald Williams
1995-96	21-11	10-6, 3rd	Quarterfinalist	25th	24th	NCAA 2nd Rd.	Dean Smith	Dante Calabria
1996-97	28-7	11-5, Tied 2nd	Champion	4th	4th	NCAA Final 4	Dean Smith	Serge Zwikker, Shammond Williams
1997-98	34-4	13-3, 2nd	Champion	1st	3rd	NCAA Final 4	Bill Guthridge	Shammond Williams, Makhtar Ndiaye
1998-99	24-10	10-6, 3rd	Finalist	13th	18th	NCAA 1st Rd.	Bill Guthridge	Ademola Okulaja
1999-00	22-14	9-7, Tied 3rd	Quarterfinalist		11th	NCAA Final 4	Bill Guthridge	Ed Cota
2000-01	26-7	13-3, Tied 1st	Finalist	6th	10th	NCAA 2nd Rd.	Matt Doherty	Brendan Haywood
2001-02	8-20	4-12, Tied 7th	Quarterfinalist				Matt Doherty	Jason Capel, Kris Lang
2002-03	19-16	6-10, Tied 6th	Semifinalist			NIT Quarterfinalist	Matt Doherty	Jonathan Holmes, Will Johnson
2003-04	19-11	8-8, 5th	Quarterfinalist	18th	22nd	NCAA 2nd Rd.	Roy Williams	(no captains selected)
2004-05	33-4	14-2, 1st	Semifinalist	2nd	1st	NCAA Champion	Roy Williams	Jackie Manuel, Melvin Scott, Jawad Williams
2005-06	23-8	12-4, 2nd	Semifinalist	10th	14th	NCAA 2nd Rd.	Roy Williams	David Noel, Byron Sanders
2006-07	31-7	11-5, Tied 1st	Champion	4th	Tied 5th	NCAA Final 8	Roy Williams	Wes Miller, Reyshawn Terry
2007-08	36-3	14-2, 1st	Champion	1st	Tied 3rd	NCAA Final 4	Roy Williams	Quentin Thomas, Marcus Ginyard
2008-09	34-4	13-3, 1st	Semifinalist	2nd	1st	NCAA Champion	Roy Williams	Bobby Frasor, Danny Green, Tyler Hansbrough
2009-10	20-17	5-11, Tied 9th	First Round			NIT Finalist	Roy Williams	Marcus Ginyard, Deon Thompson
2010-11	29-8	14-2, 1st	Finalist	7th	8th	NCAA Final 8	Roy Williams	Justin Knox, Justin Watts, Tyler Zeller
2011-12	32-6	14-2, 1st	Finalist	4th	6th	NCAA Final 8	Roy Williams	Justin Watts, Tyler Zeller
2012-13	25-11	12-6, 3rd	Finalist			NCAA 3rd Rd.	Roy Williams	Dexter Strickland, Reggie Bullock, James Michael McAdoo
2013-14	24-10	13-5, Tied 3rd	Quarterfinalist	19th	21st	NCAA 3rd Rd.	Roy Williams	James Michael McAdoo, Marcus Paige
2014-15	26-12	11-7, 5th	Finalist	15th	12th	NCAA Final 16	Roy Williams	Desmond Hubert, Marcus Paige

OVERALL & ACC TOTALS

105 seasons **2,140-767** (73.6) **644-259** (71.3)

29 ACC Regular-Season Titles **47 Top-25 Media Poll Finishes**

49 Top-25 Coaches Poll Finishes

46 NCAA, 6 NIT Appearances

17 ACC Tournament Championships

Five NCAA Championships
18 NCAA Final Fours



A photo from the pro alumni game played during the celebration of the 100th year of Carolina basketball in September 2009.

Jeffrey Camarati

RECORD BOOK RESULTS IN THE ROY WILLIAMS ERA

J.D. Lyon Jr.

(Note: Scores from previous years are available at GoHeels.com)

*Indicates overtime game
**Indicates double-overtime game
***Indicates triple-overtime game

2003-04

Record: 19-11; H: 12-2; A: 4-7; N: 3-2
ACC 8-8, 5th Place
NCAA Second Round
Coach: Roy Williams

N22	Old Dominion (9/-)	H	W	90-64
N24	at Davidson (9/-)	CHAR	W	91-68
N29	at Cleveland St. (9/-)	A	W	82-76

ACC-Big Ten Challenge

D2	Illinois (10/11)	GBO	W	88-81
D7	George Mason (10/-)	H	W	115-81
D14	Akron (7/-)	H	W	64-53
D20	Wake Forest (4/14)	H	L***	114-119

D28	UNC Wilmington (9/-)	MYR	W	71-54
D30	Coastal Carolina (9/-)	H	W	105-72
J3	at Kentucky (9/8)	A	L	56-61
J7	Miami (12/-)	H	W	89-64
J11	Georgia Tech (12/8)	H	W	103-88
J14	at Maryland (9/-)	A	L	84-90
J17	Connecticut (9/1)	H	W	86-83
J22	at Florida State (7/-)	A	L*	81-90
J24	Virginia (7/-)	H	W	96-77
J28	NC State (12/-)	H	W	68-66
J31	at Clemson (12/-)	A	L	72-81
F5	Duke (17/1)	H	L*	81-83
F7	at Wake Forest (17/16)	A	W	79-73
F10	at Ga. Tech (14/15)	A	L	77-88
F15	Maryland (14/-)	H	W	97-86
F21	Florida State (16/-)	H	W	78-71
F24	at Virginia (12/-)	A	L	72-74
F29	at NC State (12/14)	A	W	71-64
M2	Clemson (14/-)	H	W	69-53
M6	at Duke (14/3)	A	L	65-70

ACC Tournament

M12	Georgia Tech (16/14)	GBO	L	82-83
-----	----------------------	-----	---	-------

NCAA South Regional

M18	Air Force (18/-)	DEN	W	63-52
M20	Texas (18/12)	DEN	L	75-78

Monogram Winners: Justin Bohlander, Raymond Felton, Damion Grant, Jesse Holley, C.J. Hooker, Jackie Manuel, Sean May, Rashad McCants, Phillip McLamb, Jonathan Miller, David Noel, Damien Price, Byron Sanders, Melvin Scott, Reyshawn Terry, Jawad Williams

2004-05

Record: 33-4; H: 15-0 A: 8-2 N: 10-2
ACC 14-2, 1st Place
NCAA Champion
Coach: Roy Williams

N19	Santa Clara (4/-)	OAK	L	66-77
N22	BYU (11/-)	MAUI	W	86-50
N23	Tennessee (11/-)	MAUI	W	94-81
N24	Iowa (11/-)	MAUI	W	106-92

ACC-Big Ten Challenge

N28	S. California (11/-)	H	W	97-65
D1	Indiana (9/-)	A	W	70-63
D4	Kentucky (9/8)	H	W	91-78
D12	Loyola (8/-)	H	W	109-60
D19	Virginia Tech (5/-)	A	W	85-51
D21	Vermont (4/-)	H	W	93-65
D28	UNC Wilmington (9/-)	H	W	96-75
D30	Cleveland State (4/-)	H	W	107-64
J2	Wm. & Mary (4/-)	H	W	105-66
J8	Maryland (3/22)	H	W	109-75
J12	Georgia Tech (3/8)	H	W	91-69
J15	Wake Forest (3/4)	A	L	82-95
J19	Clemson (6/-)	A	W	77-58
J22	Miami (6/-)	H	W	87-67
J29	Virginia (3/-)	A	W	110-76
F3	NC State (2/-)	H	W	95-71
F6	Florida State (2/-)	A	W	81-60
F9	Duke (2/7)	A	L	70-71
F13	Connecticut (2/19)	HTF	W	77-70
F16	Virginia (4/-)	H	W	85-61
F19	Clemson (4/-)	H	W	88-56
F22	NC State (2/-)	A	W	81-71
F27	Maryland (2/-)	A	W	85-83
M3	Florida State (2/-)	H	W	91-76
M6	Duke (2/6)	H	W	75-73

ACC Tournament

M11	Clemson (2/-)	DC	W	88-81
M12	Georgia Tech (2/-)	DC	L	75-78

NCAA East Regional

M18	Oakland (2/-)	CHAR	W	96-68
M20	Iowa State (2/-)	CHAR	W	92-65
M25	Villanova (2/19)	SYR	W	67-66
M27	Wisconsin (2/20)	SYR	W	88-82

NCAA Final Four

A2	Michigan St. (2/15)	STL	W	87-71
A4	Illinois (2/1)	STL	W	75-70

Monogram Winners: Charlie Everett, Raymond Felton, Brooks Foster, Damion Grant, Jesse Holley, C.J. Hooker, Jackie Manuel, Sean May, Rashad McCants, Wes Miller, David Noel, Byron Sanders, Melvin Scott, Reyshawn Terry, Quentin Thomas, Jawad Williams, Marvin Williams

2005-06

Record: 23-8; H: 13-4 A: 8-2 N: 2-2
ACC 12-4, 2nd Place
NCAA Second Round
Coach: Roy Williams

N19	Gardner-Webb	H	W	83-80
N22	Cleveland State	H	W	112-55
N25	UC Santa Barbara	H	W	83-66
N29	Illinois (-/12)	H	L	64-68
D3	Kentucky (-/10)	A	W	83-79
D7	Saint Louis (23/-)	H	W	75-63
D17	Santa Clara (19/-)	H	W	76-58
D21	S. California (17/-)	A	L	59-74
D28	UNC Asheville (23/-)	H	W	89-47
J3	Davidson (25/-)	H	W	82-58
J7	NC State (25/13)	H	W	82-69
J10	Virginia Tech (20/-)	A	W	64-61
J14	Miami (20/-)	H	L	70-81
J19	Virginia (24/-)	A	L	68-72
J22	Florida State (24/-)	A	W	81-80
J25	Boston College (-/20)	H	L	74-81
J28	Arizona	H	W	86-69
F2	Maryland	A	W	77-62
F4	Clemson	H	W	76-61
F7	Duke (23/2)	H	L	83-87
F12	Miami (23/-)	A	W	80-70
F15	Georgia Tech (23/-)	H	W	82-75
F19	Wake Forest (23/-)	A	W	83-72
F22	NC State (21/15)	A	W	95-71
F26	Maryland (21/-)	H	W	81-57
M1	Virginia (13/-)	H	W	99-54
M4	Duke (13/1)	A	W	83-76

ACC Tournament

M10	Virginia (10/-)	GBO	W	79-67
M11	Boston College (10/11)	GBO	L	82-85

NCAA East Regional

M17	Murray State (10/-)	DAY	W	69-65
M19	George Mason (10/-)	DAY	L	60-65

Monogram Winners: Dewey Burke, Mike Copeland, Bobby Frasier, Marcus Ginyard, Danny Green, Tyler Hansbrough, Wes Miller, David Noel, Will Robinson, Byron Sanders, Reyshawn Terry, Quentin Thomas, Thomas Wilkins, Surry Wood

2006-07

Record: 31-7; H: 16-1 A: 6-4 N: 9-2
ACC 11-5, Tied 1st Place
NCAA Final Eight
Coach: Roy Williams

Preseason NIT Tipoff

N14	Sacred Heart (2/-)	CHAR	W	103-81
N15	Winthrop (2/-)	CHAR	W	73-66
N19	Gardner-Webb (2/-)	H	W	103-50

Preseason NIT Tipoff

N22	Gonzaga (2/-)	NYC	L	74-82
N24	Tennessee (2-22)	NYC	W	101-87

ACC-Big Ten Challenge

N29	Ohio State (7/3)	H	W	98-89
D2	Kentucky (7/-)	H	W	75-63
D9	High Point (3/-)	H	W	94-69
D16	UNC Asheville (3/-)	H	W	93-62
D19	Florida Atlantic (2/-)	H	W	105-52
D22	Saint Louis (2/-)	A	W	69-48
D28	Rutgers (2/-)	H	W	87-48
D31	Dayton (2/-)	H	W	81-51
J2	Penn (2/-)	H	W	102-64
J7	Florida State (2/-)	H	W	84-58
J10	Virginia (1/-)	H	W	79-69
J13	Virginia Tech (1/-)	A	L	88-94
J17	Clemson (4/19)	A	W	77-55
J20	Georgia Tech (4/-)	H	W	77-61
J24	Wake Forest (4/-)	A	W	88-60
J27	Arizona (4/17)	A	W	92-64
J31	Miami (3/-)	H	W	105-64
F2	NC State (3/-)	A	L	79-83
F7	Duke (5/16)	A	W	79-73

F10	Wake Forest (5/-)	H	W	104-67
F13	Virginia Tech (4/-)	H	L*	80-81
F17	Boston College (4/-)	A	W	77-72
F21	NC State (5/-)	H	W	83-64
F25	Maryland (5/-)	A	L	87-89
M1	Georgia Tech (8/-)	A	L	77-84
M4	Duke (8/14)	H	W	86-72

ACC Tournament

M9	Florida State (8/-)	SPF	W	73-58
M10	Boston College (8/-)	SPF	W	71-56
M11	NC State (8/-)	SPF	W	89-80

NCAA East Regional

M15	Eastern Kentucky (4/-)W-S	W	86-65	
M17	Michigan State (4/2)	W-S	81-67	
M23	S. California (4/23)	ERNJ	W	74-64
M25	Georgetown (4/8)	ERNJ	L*	84-96

Monogram Winners: Dewey Burke, Mike Copeland, Wayne Ellington, Bobby Frasier, Marcus Ginyard, Danny Green, Tyler Hansbrough, Ty Lawson, Wes Miller, Alex Stepheson, Reyshawn Terry, Quentin Thomas, Deon Thompson, Surry Wood, Brandon Wright

2007-08

Record: 36-3; H: 14-2 A: 13-0 N: 9-1
ACC 14-2, 1st Place
NCAA Final Four
Coach: Roy Williams

N14	Davidson (1/-)	A	W	72-68
N18	Iona (1/-)	H	W	107-72
N20	SC State (1/-)	H	W	110-64
N23	Old Dominion (1-)	LV	W	99-82
N24	BYU (1/-)	LV	W	73-63

ACC/Big Ten Challenge

N28	Ohio State (1/-)	A	W	66-55
D1	Kentucky (1/-)	A	W	86-77
D4	Penn (1/-)	A	W	106-71
D16	Rutgers (1/-)	A	W	93-71
D19	Nicholls (1/-)	H	W	88-78
D22	UC Santa Barbara (1/-)	H	W	105-70
D27	Nevada (1/-)	H	W	106-70
D30	Valparaiso (1/-)	H	W	90-58
J2	Kent State (1/-)	H	W	90-61
J6	Clemson (1/19)	A	W*	90-88
J9	UNC Asheville (1/-)	H	W	93-81
J12	NC State (1/-)	H	W	93-62
J16	Georgia Tech (1/-)	A	W	83-82
J19	Maryland (1/-)	H	L	80-82
J23	Miami (5/-)	A	W	98-82
J31	Boston College (4/-)	H	W	91-69
F3	Florida State (4/-)	A	W*	84-73
F6	Duke (3/2)	H	L	78-89
F10	Clemson (3/-)	H	W**	103-93
F12	Virginia (5/-)	A	W	75-74
F16	Virginia Tech (5/-)	H	W	92-53
F20	NC State (3/-)	A	W	84-70
F24	Wake Forest (3/-)	H	W	89-73
M1	Boston College (3/-)	A	W	90-80
M4	Florida State (1/-)	H	W	90-77
M8	Duke (1/6)	A	W	76-68

ACC Tournament

M14	Florida State (1/-)	CHAR	W	82-70
M15	Virginia Tech (1/-)	CHAR	W	68-66
M16	Clemson (1/22)	CHAR	W	86-81

NCAA East Regional

M21	Mt. St. Mary's (1/-)	RAL	W	113-74
M23	Arkansas (1/-)	RAL	W	108-77
M27	Washington St (1/21)	CHAR	W	68-47
M29	Louisville (1/13)	CHAR	W	83-73

NCAA Final Four

A5	Kansas (1/4)	SA	L	66-84
----	--------------	----	---	-------

Monogram Winners: Marc Campbell, Mike Copeland, Wayne Ellington, Bobby Frasier, Marcus Ginyard, Will Graves, Danny Green, Tyler Hansbrough, Ty Lawson, Greg Little, Patrick Moody, Alex Stepheson, J.B. Tanner, Quentin Thomas, Deon Thompson, Surry Wood, Jack Wooten

2008-09

Record: 34-4; H: 14-1 A: 8-2 N: 12-1
ACC 13-3, 1st Place
NCAA Champion
Coach: Roy Williams

N15	Penn (1/-)	H	W	86-71
N18	Kentucky (1/-)	H	W	77-58
N21	UC Santa Barbara (1/-)	A	W	84-67

EA Sports Maui Invitational

N24	Chaminade (1/-)	MAUI	W	115-70
N25	Oregon (1/-)	MAUI	W	98-69
N26	Notre Dame (1/8)	MAUI	W	102-87
N30	UNC Asheville (1/-)	H	W	116-48



David Noel dunks in the win at Kentucky on Dec. 3, 2005.

ACC/Big Ten Challenge

D3	Michigan State (1/13)	DET	W	98-63
D13	Oral Roberts (1/-)	H	W	100-84
D18	Evansville (1/-)	H	W	91-73
D20	Valparaiso (1/-)	CHI	W	85-63
D28	Rutgers (1/-)	H	W	97-75
D31	Nevada (1/-)	A	W	84-61
J4	Boston College (1/-)	H	L	78-85
J7	Coll of Charleston (1/-)	H	W	108-70

J11	Wake Forest (3/4)	A	L	89-92
J15	Virginia (5/-)	A	W	83-61
J17	Miami (5/-)	H	W	82-65
J21	Clemson (5/10)	H	W	94-70
J28	Florida State (5/-)	A	W	80-77
J31	NC State (5/-)	A	W	93-76
F3	Maryland (3/-			

RECORD BOOK

RESULTS IN THE ROY WILLIAMS ERA

F4	Virginia Tech (-/-)	A	L	70-74
F7	Maryland (-/-)	A	L	71-92
F10	Duke (-/8)	H	L	54-64
F13	NC State (-/-)	H	W	74-61
F16	Georgia Tech (-/-)	A	L	51-68
F20	Boston College (-/-)	A	L	67-71
F24	Florida State (-/-)	H	L	67-77
F27	Wake Forest (-/-)	A	W	77-68
M2	Miami (-/-)	H	W	69-62
M6	Duke (-/4)	A	L	50-82

ACC Tournament

M11	Georgia Tech (-/-)	GBO	L	58-62
-----	--------------------	-----	---	-------

NIT

M16	William and Mary (-/-)	H^	W	80-72
M20	Mississippi State (-/-)	A	W	76-74
M23	UAB (-/-)	A	W	60-55
M30	Rhode Island (-/-)	NYC	W*	68-67
A1	Dayton (-/-)	NYC	L	68-79

^ denotes home game played in Carmichael Arena

Monogram Winners: Marc Campbell, Ed Davis, Larry Drew II, James Gallagher, Marcus Ginyard, Will Graves, John Henson, Leslie McDonald, Terrence Petree, Dexter Strickland, Deon Thompson, Thomas Thornton, Justin Watts, David Wear, Travis Wear, Tyler Zeller

2010-11

Record: 29-8; H: 15-0; A: 7-3; N: 7-5

ACC 14-2, 1st Place

NCAA Final Eight

Coach: Roy Williams

N12	Lipscomb (8/-)	H	W	80-66
-----	----------------	---	---	-------

EA Sports Puerto Rico Tip-Off

N18	Hofstra (8/-)	PR	W	107-63
N19	Minnesota (8/-)	PR	L	67-72
N21	Vanderbilt (8/-)	PR	L	65-72
N23	UNC Asheville (25/-)	H	W	80-69
N28	Coll. of Charleston (25/-)	H	W	74-69

ACC/Big Ten Challenge

N30	Illinois (-/20)	A	L	67-79
D4	Kentucky (-/10)	H	W	75-73
D8	Evansville (-/-)	A	W	76-49
D11	Long Beach State (-/-)	H	W	96-91
D18	Texas (-/22)	GBO	L	76-78
D21	William and Mary (-/-)	H	W	85-60
D28	Rutgers (-/-)	NYC	W	78-55
J2	St. Francis (Pa.) (-/-)	A	W	103-54
J8	Virginia (-/-)	A	W	62-56
J13	Virginia Tech (-/-)	H	W	64-61
J16	Georgia Tech (-/-)	A	L	58-78
J18	Clemson (-/-)	H	W	75-65
J26	Miami (-/-)	A	W	74-71
J29	NC State (-/-)	H	W	84-64
F1	Boston College (23/-)	A	W	106-74
F6	Florida State (23/-)	H	W	89-69
F9	Duke (20/5)	A	L	73-79
F12	Clemson (20/-)	A	W	64-62
F15	Wake Forest (19/-)	H	W	78-64
F19	Boston College (19/-)	H	W	48-46
F23	NC State (19/-)	A	W	75-63
F27	Maryland (19/-)	H	W	87-76
M2	Florida State (13/-)	A	W	72-70
M5	Duke (13/4)	H	W	81-67

ACC Tournament

M11	Miami (6/-)	GBO	W	61-59
M12	Clemson (6/-)	GBO	W*	92-87
M13	Duke (6/5)	GBO	L	58-75

NCAA East Regional

M18	Long Island (7/-)	CHAR	W	102-87
M20	Washington (7/23)	CHAR	W	86-83
M25	Marquette (7/-)	NWK	W	81-63
M27	Kentucky (7/11)	NWK	L	69-76

Monogram Winners: Harrison Barnes, Daniel Bolick, Reggie Bullock, Stewart Cooper, Patrick Crouch, Larry Drew II, David Dupont, Van Hatchell, John Henson, D.J. Johnson, Justin Knox, Kendall Marshall, Leslie McDonald, Dexter Strickland, Justin Watts, Tyler Zeller

2011-12

Record: 32-6; H: 17-4; A: 8-2; N: 7-3

ACC 14-2, 1st Place

NCAA Final Eight

Coach: Roy Williams

N11	Michigan State (1/-)	SD	W	67-55
N13	UNC Asheville (1/-)	A	W	91-75

Las Vegas Invitational

N20	Miss. Valley St (1/-)	H	W	101-75
N22	Tennessee State (1/-)	H	W	102-69
N25	South Carolina (1/-)	LV	W	87-62
N26	UNLV (1/-)	LV	L	80-90



Jeffrey Camarati

Ty Lawson helped lead the Tar Heels to the 2009 NCAA title.

ACC-Big Ten Challenge

N30	Wisconsin (5/9)	H	W	60-57
D3	Kentucky (5/1)	A	L	72-73
D6	Evansville (4/-)	H	W	97-48
D10	Long Beach St. (4/-)	H	W	84-78
D17	Appalachian St. (5/-)	H	W	97-82
D19	Nicholls (5/-)	H	W	99-49
D21	Texas (5/-)	H	W	82-63
D29	Elon (5/-)	H	W	100-62
J1	Monmouth (5/-)	H	W	102-65
J7	Boston College (3/-)	H	W	83-60
J10	Miami (3/-)	H	W	73-56
J14	Florida State (3/-)	A	L	57-90
J19	Virginia Tech (8/-)	A	W	82-68
J26	NC State (8/-)	H	W	74-55
J29	Georgia Tech (8/-)	H	W	93-81
J31	Wake Forest (5/-)	A	W	68-53
F4	Maryland (5/-)	A	W	83-74
F8	Duke (5/10)	H	L	84-85
F11	Virginia (5/19)	H	W	70-52
F15	Miami (8/-)	A	W	73-64
F18	Clemson (8/-)	H	W	74-52
F22	NC State (7/-)	A	W	86-74
F25	Virginia (7/25)	A	W	54-51
F29	Maryland (6/-)	H	W	88-64
M3	Duke (6/4)	A	W	88-70

ACC Tournament

M9	Maryland (4/-)	ATL	W	85-69
M10	NC State (4/-)	ATL	W	69-67
M11	Florida State (4/17)	ATL	L	82-85

NCAA Tournament

M16	Vermont (4/-)	GBO	W	77-58
M18	Creighton (4/19)	GBO	W	87-73

NCAA Midwest Regional

M23	Ohio (4/-)	STL	W*	73-65
M25	Kansas (4/5)	STL	L	67-80

Monogram Winners: Harrison Barnes, Reggie Bullock, Stewart Cooper, Patrick Crouch, David Dupont, P.J. Hairston, John Henson, Desmond Hubert, Kendall Marshall, James Michael McAdoo, Leslie McDonald, Jackson Simmons, Dexter Strickland, Justin Watts, Stilman White, Tyler Zeller

2012-13

Record: 25-11; H: 14-2; A: 6-6; N: 5-3

ACC 12-6, 3rd Place

NCAA Second Round

Coach: Roy Williams

N9	Gardner-Webb (11/-)	H	W	76-59
N11	Florida Atlantic (11/-)	H	W	80-56
N16	Long Beach St. (11/-)	A	W	78-63

EA Sports Maui Invitational

N19	Mississippi State (11/-)	MAUI	W	95-49
N20	Butler (9/-)	MAUI	L	71-82
N21	Chaminade (9/-)	MAUI	W	112-70

ACC/Big Ten Challenge

N27	Indiana (13/1)	A	L	59-83
D1	UAB (13/-)	H	W	102-84
D8	E. Tenn. State (20/-)	H	W	78-55
D15	East Carolina (21/-)	H	W	93-87
D19	Texas (23/-)	A	L	67-85
D22	McNeese State (23/-)	H	W	97-63
D29	UNLV (-/20)	H	W	79-73
J6	Virginia	A	L	52-61
J10	Miami	H	L	59-68

J12	Florida State	A	W	77-72
J19	Maryland	H	W	62-52
J23	Georgia Tech	H	W	79-63
J26	NC State (-/18)	A	L	83-91
J29	Boston College	A	W	82-70
F2	Virginia Tech	H	W*	72-60
F5	Wake Forest	H	W	87-62
F9	Miami (-/8)	A	L	61-87
F13	Duke (-/2)	A	L	68-73
F16	Virginia	H	W	93-81
F19	Georgia Tech	A	W	70-58
F23	NC State	H	W	76-65
F28	Clemson	A	W	68-59
M3	Florida State	H	W	79-58
M6	Maryland	A	W	79-68
M9	Duke (-/3)	H	L	53-69

ACC Tournament

M15	Florida State	GBO	W	83-62
M16	Maryland	GBO	W	79-76
M17	Miami (-/9)	GBO	L	77-87

NCAA South Regional

M22	Villanova	KC	W	78-71
M24	Kansas (-/3)	KC	L	58-70

Monogram Winners: Reggie Bullock, Luke Davis, P.J. Hairston, Desmond Hubert, Joel James, Brice Johnson, James Manor, James Michael McAdoo, Leslie McDonald, Wade Moody, Marcus Paige, Denzel Robinson, Jackson Simmons, Dexter Strickland, Frank Tanner, J.P. Tokoto

2013-14

Record: 24-10; H: 15-3; A: 6-5; N: 3-2

ACC 13-5, T-3rd Place;

NCAA Second Round

Coach: Roy Williams

N8	Oakland (12/-)	H	W	84-61
----	----------------	---	---	-------

Hall of Fame Tipoff

N15	Holy Cross (12/-)	H	W	62-54
N17	Belmont (12/-)	H	L	80-83
N23	Richmond (24/-)	UNCAS	W	82-72
N24	Louisville (24/3)	UNCAS	W	93-84
D1	UAB (16/-)	A	L	59-63

ACC-Big Ten Challenge

D4	Michigan State (-/1)	A	W	79-65
D7	UNCG (-/-)	H	W	81-50
D14	Kentucky (18/11)	H	W	82-77
D18	Texas (14/-)	H	L	83-86
D21	Davidson (14/-)	H	W*	97-85
D27	N. Kentucky (19/-)	H	W	75-60
D31	UNC Wilmington (19/-)	H	W	84-51
J5	Wake Forest (19/-)	A	L	67-73
J8	Miami (-/-)	H	L	57-63
J11	Syracuse (-/2)	A	L	45-57
J18	Boston College (-/-)	H	W	82-71
J20	Virginia (-/-)	A	L	61-76
J26	Clemson (-/-)	H	W	80-61
J29	Georgia Tech (-/-)	A	W	78-65
F1	NC State (-/-)	H	W	84-70
F4	Maryland (-/-)	H	W	75-63
F8	Notre Dame (-/-)	A	W	73-62
F15	Pittsburgh (-/25)	H	W	75-71
F17	Florida State (-/-)	A	W	81-75
F20	Duke (-/5)	H	W	74-66
F22	Wake Forest (-/-)	H	W	105-72
F26	NC State (19/-)	A	W*	85-84
M1	Virginia Tech (19/-)	A	W	60-56
M3	Notre Dame (14/-)	H	W	63-61
M8	Duke (14/4)	A	L	81-93

ACC Tournament

M14	Pittsburgh (15/-)	GBO	L	75-80
-----	-------------------	-----	---	-------

NCAA Tournament

M21	Providence (19/-)	SA	W	79-77
M23	Iowa State (19/9)	SA	L	83-85

Monogram Winners: Nate Britt, Luke Davis, Isaiah Hicks, Desmond Hubert, Joel James, Brice Johnson, James Manor, James Michael McAdoo, Leslie McDonald, Kennedy Meeks, Wade Moody, Marcus Paige, Denzel Robinson, Jackson Simmons, J.P. Tokoto

2014-15

Record: 26-12; H: 10-5; A: 8-4; N: 8-3

ACC 11-7, 5th Place;

NCAA Final 16

Coach: Roy Williams

N14	NC Central (6/-)	H	W	76-60
-----	------------------	---	---	-------

Battle 4 Atlantis

N16	Robert Morris (6/-)	H	W	103-59
N22	Davidson (6/-)	A	W	90-72

Battle 4 Atlantis

N26	Butler (5/-)	BAH	L	66-74
N27	UCLA (5/22)	BAH	W	78-56

N28	Florida (5/18)	BAH	W	75-64
-----	----------------	-----	---	-------

ACC-Big Ten Challenge

D3	Iowa (12/-)	H	L	55-60
D7	East Carolina (12/-)	H	W	108-64
D13	Kentucky (21/1)	A	L	70-84
D16	UNCG (24/-)	A	W	79-56

CBS Sports Classic

D20	Ohio State (24/12)	CHI	W	82-74
D27	UAB (20/-)	H	W	89-58
D30	William and Mary (-19/-)	H	W	86-64
J3	Clemson (19/-)	A	W	74-50
J5	Notre Dame (18/13)	H	L	70-71
J10	Louisville (18/5)	H	W	72-71
J14	NC State (15/-)	A	W	81-79
J18	Virginia Tech (15/-)	H	W	68-53
J21	Wake Forest (15/-)	A	W	87-71
J24	Florida State (15/-)	H	W	78-74
J26	Syracuse (13/-)	H	W	93-83
J31	Louisville (13/10)	A	L*	68-78
F2	Virginia (12/3)	H	L	64-75
F7	Boston College (12/-)	A	W	79-68
F14	Pitt (12/-)	A	L	76-89
F18	Duke (15/4)	A	L*	90-92
F21	Georgia Tech (15/-)	H	W	89-60
F24	NC State (1			



Sally Sather

The 1981-82 team spent 11 weeks at No. 1, topping the preseason and final polls and winning the NCAA championship.



Bob Dorman

The Tar Heels started the 2008-09 season at No. 1 and won the NCAA championship.

CAROLINA AND THE AP POLL

- ◆ Since the inception of the Associated Press poll prior to the 1948-49 season, Carolina basketball has been ranked in the AP poll 839 times, more than any school in the nation.
- ◆ Carolina has been ranked in the top 10 of the AP poll for 626 weeks, most in ACC history.
- ◆ The Tar Heels have achieved a top-10 ranking in the AP poll for at least one week in 52 of the poll's 67 seasons, including 46 of the last 49.
- ◆ Carolina has finished in the top 10 of the AP poll 34 times, including 23 of the last 35 years.

**THE TAR HEELS AND THE NO. 1 RANKING
IN THE AP POLL**

- ◆ The Tar Heels have been ranked No. 1 in the AP poll 108 times. That is fourth-best in NCAA history behind UCLA (134), Duke (127) and Kentucky (120).
- ◆ Carolina is 185-30 as the No. 1 team in the AP poll.
- ◆ UNC became the first-ever unanimous preseason No. 1 in the AP poll in 2008-09. The Tar Heels also were ranked No. 1 in the preseason in 2007-08. UNLV (1989-90 and 1990-91) is the only other school to be ranked preseason No. 1 in back-to-back seasons.
- ◆ Carolina has been ranked No. 1 in the final AP poll six times — in 1956-57, 1981-82, 1983-84, 1993-94, 1997-98 and 2007-08.
- ◆ The 2011-12 preseason AP poll marked Carolina's seventh time atop the preseason rankings, more than any school. Duke and Kentucky are second with five preseason No. 1s. UNC was No. 1 in the pre-season AP poll in 1981-82, 1983-84, 1986-87, 1993-94, 2007-08, 2008-09 and 2011-12.
- ◆ The No. 1 ranking in 2011-12 marked the 19th season in which the Tar Heels have reached the No. 1 spot in at least one AP poll. Carolina has been ranked No. 1 by the AP in the following seasons: 1956-57, 1957-58, 1958-59, 1977-78, 1981-82, 1982-83, 1983-84, 1985-86, 1986-87, 1987-88, 1992-93, 1993-94, 1994-95, 1997-98, 2000-01, 2006-07, 2007-08, 2008-09 and 2011-12.
- ◆ Roy Williams has a 47-6 record as head coach at Carolina in 27 weeks as the No. 1 team in the AP poll.
- ◆ Carolina has defeated the No. 1 team in the AP poll 13 times, most in NCAA history.

CAROLINA IN THE AP POLL

Total Polls Ranked	839
Top-10 Rankings	626
Top-5 Rankings	414
Weeks at No. 1	108
Longest Streak of Weeks Ranked	172
Seasons Ranked	58
Seasons With Top-10 Rankings	52
Seasons in Final Top 10	34

**CAROLINA AT NO. 1
IN THE ASSOCIATED PRESS POLL**

Season	Weeks as No. 1	Record as No. 1
1956-57	8	17-0
1957-58	2	5-1
1958-59	1	1-1
1977-78	1	1-0
1981-82	11	22-1
1982-83	2	4-1
1983-84	16	26-3
1985-86	13	24-3
1986-87	3	5-2
1987-88	1	1-1
1992-93	2	4-1
1993-94	5	6-4
1994-95	6	7-2
1997-98	8	13-3
2000-01	2	2-1
2006-07	1	1-1
2007-08	14	27-2
2008-09	9	14-2
2011-12	3	5-1
Total:	108	185-30

Record as No. 1: 185-30	Record as No. 1 vs.:
1950s: 23-2	Boston College: 0-2
1960s: 0-0	Clemson: 13-1
1970s: 1-0	Duke: 8-1
1980s: 82-11	Florida State: 3-1
1990s: 30-10	Georgia Tech: 9-3
2000s: 44-6	Maryland: 9-5
2010s: 5-1	Miami: 1-0
	NC State: 7-3
Home: 67-7	Virginia: 10-1
Away: 47-12	Virginia Tech: 2-1
Neutral: 71-11	Wake Forest: 9-1
ACC Tournament: 13-3	
NCAA Tournament: 20-5	

Most Consecutive Weeks at No. 1
15 (in 1983-84)

NO. 1 VS. NO. 2

Carolina has played in seven games involving the No. 1 vs. the No. 2 teams in the AP poll, going 7-0 in those games

Date	Result
3/23/57	No. 1 UNC 54, No. 2 Kansas 53 (3 OT)
12/26/81	No. 1 UNC 82, No. 2 Kentucky 69
1/9/82	No. 1 UNC 65, No. 2 Virginia 60
2/4/86	No. 1 UNC 78, No. 2 Ga. Tech 77 (OT)
2/3/94	No. 2 UNC 89, No. 1 Duke 78
2/5/98	No. 2 UNC 97, No. 1 Duke, 73
4/4/05	No. 2 UNC 75, No. 1 Illinois 70

RECORD BOOK

COACHING HISTORY & RECORDS

FRANK MCGUIRE



Frank McGuire came to Chapel Hill prior to the 1952-53 season after five seasons at St. John's. His 1952 team had reached the NCAA championship game before losing to Kansas.

His nine-year record was 164-58. Carolina finished first or tied for first place in the Atlantic Coast Conference standings five times in this period.

With his many contacts among New York high school coaches, he developed a pipeline of top talent for Carolina. This "underground railroad" brought players like Lennie Rosenbluth, Tommy Kearns, Pete Brennan, Joe Quigg and Bob Cunningham to Chapel Hill. They were the starters on McGuire's greatest team — the 1957 squad that went 32-0 and swept the NCAA title.

McGuire also brought New York-area stars like York Larese, Doug Moe, Donnie Walsh, Larry Brown and Billy Cunningham to Carolina.

The highlight of McGuire's Tar Heel career was the 1957 season. Rosenbluth was one of the national scoring leaders, averaging 28.0 points a game. Of Carolina's 32 victories, 13 were by 10 points or less.

UNC COACHING RECORD
164-58, nine seasons

EDUCATION
✓ St. John's '36

COACHING HIGHLIGHTS
✓ Is the only coach in history to win ACC championships at two different schools.
✓ Is a member of the Naismith Hall of Fame
✓ Coached Carolina to the 1957 NCAA championship
✓ Was a three-time national coach of the year.

The 1957 Final Four in Kansas City is regarded as one of the most exciting ever played. Carolina topped Michigan State, 74-40, in a triple-overtime semifinal game. The next game the Tar Heels had to go three overtimes again before outlasting Kansas, featuring Wilt Chamberlain, 54-53.


McGuire hired Dean Smith to be his top assistant prior to the 1958-59 season. Smith replaced McGuire when he moved to the NBA in 1961.

As coach of the Philadelphia Warriors, he led his team to a 49-31 record. The Warriors—with Hall of Famers Paul Arizin, Tom Gola and Chamberlain—lost to the Boston Celtics in the Eastern Conference finals.

McGuire returned to the college ranks for the 1964-65 season at South Carolina. He compiled a 283-142 record in 16 seasons with the Gamecocks. That gave him a career record of 549-236 in 30 years. He led South Carolina to its only ACC regular-season title in 1970 and only ACC Tournament championship in 1971.

McGuire, a member of the Naismith Hall of Fame, was the first coach in history to win 100 games at three schools and also to take two schools to the NCAA championship game. He remains the only man in history to win ACC titles at two schools.

He was named national coach of the year three times—in 1952 at St. John's, 1957 at Carolina and 1970 at South Carolina.



McGuire led the Tar Heels to the 1957 NCAA title.

BILL GUTHRIDGE



Bill Guthridge led the Tar Heels to two Final Fours in three years as head coach and was consensus National Coach of the Year in 1998. He won more games than any college head coach in history after two seasons and tied Everett Case for most coaching victories after three years. He played or coached in 14 Final Fours, more than any person in NCAA history. That includes two as a head coach at Carolina, 10 as a Tar Heel assistant coach, and one each as a player and assistant coach at his alma mater, Kansas State.

Guthridge was Dean Smith's assistant for 30 years. He joined the UNC staff in 1967 after five years as assistant to Tex Winter at Kansas State. In his 33 seasons at Carolina, the Tar Heels won two NCAA championships (1982 and 1993), played in 12 Final Fours, won the ACC Tournament championship 13 times and played in the ACC Tournament championship game a total of 22 times.

He was a part of 867 wins in 33 seasons at Carolina and 960 college coaching victories overall, including 93 wins while on the staff at Kansas State.

The Parsons, Kan., native posted an 80-28 record in three seasons as Carolina's head coach. Guthridge led the 1998 and 2000 UNC teams to the Final Four. He joined Ohio State's Fred Taylor as just the second man in history to lead teams to two Final Fours in his first three seasons as a head coach.

HEAD COACHING RECORD
80-28, three seasons

EDUCATION
✓ B.S., Mathematics
Kansas State '60
✓ M.A., Education
Kansas State '63

COACHING HIGHLIGHTS
✓ Won more games (58) in his first two years than any coach in NCAA history and shares the NCAA record for most wins by a three-year coach (80).
✓ Was just the second coach in history to lead teams to two Final Fours in his first three seasons as a head coach.
✓ Was the consensus national coach of the year in 1997-98.
✓ Was a part of 14 Final Fours, including one as a player, 11 as an assistant coach and two as a head coach.

He was named National Coach of the Year in 1997-98. That season, UNC went 34-4 and Guthridge set the NCAA record for wins by a first-year head coach with 34. He directed UNC to the 1998 Atlantic Coast Conference Tournament championship and was named the ACC Coach of the Year.

Dan Sears



He coached 1998 National Player of the Year Antawn Jamison and 1999 NBA Rookie of the Year Vince Carter, both of whom entered the NBA Draft after their junior seasons. In his tenure at UNC, he coached five National Players of the Year, six ACC Players of the Year, five ACC Rookies of the Year and 28 first-team All-ACC players. He also coached 66 players who were selected in the NBA and/or ABA Drafts.

Guthridge was an assistant coach along with Hall of Famer John Thompson under Dean Smith in 1976 when the United States won the Olympic gold medal in Montreal.

In 2013, he was inducted into the N.C. Sports Hall of Fame. He died in May 2015.

TAR HEEL COACHING LISTS

Most Games

- 1133 – Dean Smith
- 433 – Roy Williams
- 222 – Frank McGuire
- 165 – Tom Scott
- 136 – Bill Lange

Most Wins

- 879 – Dean Smith
- 332 – Roy Williams
- 164 – Frank McGuire
- 100 – Tom Scott
- 85 – Bill Lange

Highest Winning Percentage (min. 100 games)


- .776 – Dean Smith (879-254)
- .767 – Roy Williams (332-101)
- .741 – Bill Guthridge (80-28)
- .739 – Frank McGuire (164-58)
- .684 – James Ashmore (80-37)

Most ACC Regular-Season Wins


- 364 – Dean Smith
- 141 – Roy Williams
- 84 – Frank McGuire
- 32 – Bill Guthridge
- 23 – Matt Doherty

CAROLINA BASKETBALL HEAD COACHING RECORDS				
Seasons	Name	No. of Years	W-L	Pct.
1911-14	Nat Cartmell	4	25-24	.510
1915-16	Charles Doak	2	18-16	.529
1917-19	Howell Peacock	3	23-14	.622
1920-21	Fred Boye	2	19-17	.528
1922-23	No Coach	2	30-7	.811
1924	Norman Shepard	1	26-0	1.000
1925	Monk McDonald	1	20-5	.800
1926	Harlan Sanborn	1	20-5	.800
1927-31	James Ashmore	5	80-37	.684
1932-35	George Shepard	4	69-16	.812
1936-39	Walter Skidmore	4	65-25	.722
1940-44	Bill Lange	5	85-41	.675
1945-46	Ben Carnevale	2	52-11	.825
1947-52	Tom Scott	6	100-65	.606
1953-61	Frank McGuire	9	164-58	.739
1962-97	Dean Smith	36	879-254	.776
1997-2000	Bill Guthridge	3	80-28	.741
2000-03	Matt Doherty	3	53-43	.552
2003-present	Roy Williams	12	332-101	.767
Totals		105	2,140-767	.736

Overall Record: 26-12 • ACC: 11-7
Home: 10-5 • Away: 8-4 • Neutral: 8-3
ACC Tournament Finalist • NCAA Tournament Sweet 16



MARCUS PAIGE



BRICE JOHNSON

DATE	OPPONENT	RESULT	UNC POINTS	UNC REBOUNDS	UNC ASSISTS
Nov. 14	NC Central	W, 76-60	Johnson 12	Meeks 9	Pinson, Tokoto 4
Nov. 16	Robert Morris-1	W, 103-59	Johnson 23	Meeks 12	Tokoto 10
Nov. 22	at Davidson-2	W, 90-72	Meeks 19	Meeks 12	three with 4
Nov. 26	vs. Butler-3	L, 66-74	Paige 18	Meeks 10	Tokoto 4
Nov. 27	vs. UCLA-3	W, 78-56	Paige 21	Pinson 7	Paige 5
Nov. 28	vs. Florida-3	W, 75-64	Meeks 18	Meeks 13	Paige, Pinson 4
Dec. 3	Iowa-4	L, 55-60	Meeks 15	Meeks 12	Tokoto 3
Dec. 7	East Carolina	W, 108-64	Johnson, Tokoto 19	Johnson 17	Tokoto 8
Dec. 13	at Kentucky	L, 70-84	Johnson 15	Tokoto 6	Paige 6
Dec. 16	at UNCG	W, 79-56	Meeks 18	Paige 7	Pinson 4
Dec. 20	vs. Ohio State-5	W, 82-74	Johnson 18	Meeks 13	Tokoto 6
Dec. 27	UAB	W, 89-58	Paige 16	Meeks 9	Jackson, Paige 4
Dec. 30	William & Mary	W, 86-64	Tokoto 19	Tokoto 10	Paige 6
Jan. 3	at Clemson	W, 74-50	Jackson 13	Meeks 12	Tokoto 7
Jan. 5	Notre Dame	L, 70-71	Paige 15	Pinson 8	Paige, Tokoto 2
Jan. 10	Louisville	W, 72-71	Meeks 13	Johnson 11	Tokoto 5
Jan. 14	at N.C. State	W, 81-79	Paige 23	Meeks 10	Paige 9
Jan. 18	Virginia Tech	W, 68-53	Jackson 16	Johnson 11	Jackson, Tokoto 4
Jan. 21	at Wake Forest	W, 87-71	Johnson 19	Meeks 8	Paige 8
Jan. 24	Florida State	W, 78-74	Paige 19	Johnson 14	four with 4
Jan. 26	Syracuse	W, 93-83	Paige 22	Johnson 11	Paige 8
Jan. 31	at Louisville	L, 68-78 (OT)	Paige 15	Tokoto 11	Paige 4
Feb. 2	Virginia	L, 64-75	Paige 15	Johnson 8	Paige 4
Feb. 7	at Boston College	W, 79-68	Hicks 21	Johnson 10	Tokoto 5
Feb. 14	at Pitt	L, 76-89	Johnson 19	Tokoto 7	three with 4
Feb. 18	at Duke	L, 90-92 (OT)	Johnson, Meeks 18	Johnson 12	Tokoto 7
Feb. 21	Georgia Tech	W, 89-60	Meeks 18	Three with 6	Paige 10
Feb. 24	N.C. State	L, 46-58	Jackson 16	Meeks 14	Paige 7
Feb. 28	at Miami	W, 73-64	Johnson 22	Johnson 11	Tokoto 6
March 3	at Georgia Tech	W, 81-49	Berry 15	Johnson 9	Paige 4
March 7	Duke	L, 77-84	Paige 23	Meeks 9	Paige, Tokoto 5
March 11	vs. Boston College (ACC-6)	W, 81-63	Johnson, Paige 17	Johnson, Tokoto 9	Paige 9
March 12	vs. Louisville (ACC-6)	W, 70-60	Johnson 22	Johnson 7	Paige 5
March 13	vs. Virginia (ACC-6)	W, 71-67	Jackson 22	Meeks 9	Paige, Tokoto 5
March 14	vs. Notre Dame (ACC-6)	L, 82-90	Paige 24	Tokoto 6	Tokoto 7
March 19	vs. Harvard (NCAA-7)	W, 67-65	Jackson 14	Meeks 8	Paige 6
March 21	vs. Arkansas (NCAA-7)	W, 87-78	Paige 22	Johnson 13	Tokoto 8
March 26	vs. Wisconsin (NCAA-8)	L, 72-79	Jackson, Johnson 15	Hicks 6	Four with 3

1-Battle 4 Atlantis, Chapel Hill

2-Charlotte, N.C.

3-Battle 4 Atlantis, Paradise Island, Bahamas

4-ACC/Big Ten Challenge, Chapel Hill

5-CBS Sports Classic, Chicago, Ill.

6-ACC Tournament, Greensboro, N.C.

7-NCAA West Regional, Jacksonville, Fla.

8-NCAA West Regional, Los Angeles, Calif.

2014-15 CAROLINA STATISTICS

Player	GP-GS	MIN	AVG	Individual Statistics					OFF	DEF	REB	AVG	PF	A	TO	BL	ST	PTS	AVG	
				FG	FG%	3FG	3FG%	FT												FT%
Paige	38-38	1263	33.2	172-416	.413	94-238	.395	96-111	.865	14	96	110	2.9	62	170	73	8	65	534	14.1
Johnson	38-37	940	24.7	207-366	.566	0-0	—	78-115	.678	89	206	295	7.8	112	35	58	42	26	492	12.9
Meeks	37-32	862	23.3	168-299	.562	0-1	.000	84-131	.641	95	176	271	7.3	98	39	58	46	23	420	11.4
Jackson	38-37	1014	26.7	157-329	.477	28-92	.304	66-93	.710	52	87	139	3.7	55	88	52	19	20	408	10.7
Tokoto	38-34	1106	29.1	116-271	.428	12-32	.375	72-117	.615	61	152	213	5.6	91	163	85	13	56	316	8.3
Hicks	38-3	562	14.8	99-182	.544	0-1	.000	54-87	.621	56	57	113	3.0	95	11	34	15	9	252	6.6
Britt	38-3	582	15.3	61-159	.384	26-71	.366	60-68	.882	11	43	54	1.4	69	57	38	1	18	208	5.5
Berry	30-0	397	13.2	40-99	.404	17-48	.354	28-37	.757	3	23	26	0.9	44	46	21	1	12	125	4.2
Pinson	24-1	300	12.5	25-68	.368	7-26	.269	11-18	.611	21	51	72	3.0	22	37	17	5	14	68	2.8
James	38-3	382	10.1	41-91	.451	0-0	—	12-18	.667	25	47	72	1.9	52	6	20	9	4	94	2.5
Seymore	6-0	11	1.8	2-4	.500	0-0	—	3-4	.750	1	1	2	0.3	2	0	3	0	0	7	1.2
Simmons	28-1	102	3.6	9-13	.692	0-0	—	3-4	.750	7	5	12	0.4	17	1	2	0	2	21	0.8
Hubert	21-0	81	3.9	2-5	.400	0-0	—	3-9	.333	10	12	22	1.0	14	1	6	1	1	7	0.3
Coleman	10-0	19	1.9	0-6	.000	0-4	.000	1-2	.500	1	2	3	0.3	1	3	1	0	0	1	0.1
Davis	3-1	4	1-3	0-0	.000	0-0	—	0-0	—	0	0	0	0.0	1	1	0	0	0	0	0.0
Dalton	2-0	2	1.0	0-0	—	0-0	—	0-0	—	0	0	0	0.0	0	0	0	0	1	0	0.0
White	9-0	23	2.6	0-1	.000	0-1	.000	0-0	—	1	0	1	0.1	2	3	0	0	0	0	0.0
Team										79	57	136				13				
UNC	38	7650		1099-2309	.476	184-514	.358	571-814	.701	526	1015	1541	40.6	738	661	481	160	251	2953	77.7
Opponents	38	7650		889-2232	.398	247-822	.300	591-843	.701	460	790	1250	32.9	693	466	468	147	255	2616	68.8

RECORD BOOK

2014-15 TEAM STATISTICS (GAME-BY-GAME)

	PTS	FG	FG%	1st	2nd	3FG	3FG%	FT	FT%	O-D-REB	PF	A	TO	B	ST
Carolina, W	76	27-61	.443	.407	.471	2-11	.182	20-30	.667	16-33-49	24	15	14	10	8
NC Central	60	18-56	.321	.259	.379	5-17	.294	19-29	.655	11-19-30	24	8	14	3	9
Carolina, W	103	36-71	.507	.545	.474	4-16	.250	27-36	.750	20-29-49	20	29	8	5	9
Robert Morris	59	22-61	.361	.448	.281	6-20	.300	9-14	.643	13-18-31	27	9	18	6	4
Carolina, W	90	33-69	.478	.459	.500	6-17	.353	18-28	.643	18-33-51	16	21	9	9	4
at Davidson	72	25-74	.338	.343	.333	11-36	.306	11-13	.846	17-25-42	18	18	10	6	2
Carolina, L	66	22-57	.386	.433	.333	4-16	.250	18-32	.563	14-26-40	24	14	19	10	9
vs. Butler	74	22-72	.306	.333	.278	9-28	.321	21-29	.724	29-28-57	24	11	19	1	8
Carolina, W	78	28-67	.418	.405	.433	8-23	.348	14-19	.737	13-22-35	25	15	11	0	13
vs. UCLA	56	17-44	.386	.391	.381	1-14	.071	21-33	.636	9-29-38	18	7	23	3	7
Carolina, W	75	23-51	.451	.577	.320	6-12	.500	23-31	.742	15-25-40	22	15	19	7	9
vs. Florida	64	20-61	.328	.290	.367	6-27	.222	18-23	.783	19-19-38	25	10	16	5	11
Carolina, L	55	19-68	.279	.268	.296	4-23	.174	13-17	.765	24-22-26	22	8	10	3	5
Iowa	60	18-55	.327	.455	.242	3-20	.150	21-24	.875	17-25-42	20	9	12	6	3
Carolina, W	108	45-75	.600	.512	.719	1-7	.143	17-22	.773	15-36-51	16	27	8	5	7
East Carolina	64	23-69	.333	.438	.243	4-25	.160	14-19	.737	13-16-29	19	5	10	0	2
Carolina, L	70	27-60	.450	.536	.375	6-13	.462	10-13	.769	18-13-31	22	13	18	2	5
at Kentucky	84	27-48	.563	.556	.571	7-15	.467	23-31	.742	11-13-24	17	19	15	5	12
Carolina, W	79	30-61	.492	.484	.500	3-14	.214	16-23	.696	20-31-51	22	16	17	2	8
at UNCG	56	20-56	.357	.276	.444	5-24	.208	11-26	.423	10-16-26	20	7	13	4	7
Carolina, W	82	29-65	.446	.515	.375	3-13	.231	21-33	.636	18-35-53	16	23	15	6	5
vs. Ohio State	74	25-72	.347	.375	.325	10-29	.345	14-18	.778	14-26-40	24	17	10	11	6
Carolina, W	89	30-60	.500	.455	.556	7-19	.368	22-31	.710	15-29-44	21	19	18	5	8
UAB	58	18-59	.305	.333	.281	3-25	.120	19-28	.679	15-18-33	23	10	18	4	9
Carolina, W	86	31-61	.508	.656	.345	8-20	.400	16-23	.696	12-32-44	20	22	12	2	11
William & Mary	64	20-53	.377	.360	.393	7-27	.259	17-24	.708	7-21-28	15	10	13	2	7
Carolina, W	74	28-63	.444	.500	.400	5-13	.385	13-17	.765	16-33-49	18	20	6	4	4
at Clemson	50	15-53	.283	.179	.400	6-26	.231	14-21	.667	10-20-30	15	8	8	7	4
Carolina, L	70	24-65	.369	.438	.303	4-16	.250	18-25	.369	21-22-43	17	10	7	1	4
Notre Dame	71	23-50	.460	.481	.435	10-23	.435	15-19	.789	6-20-26	19	14	8	7	4
Carolina, W	72	29-67	.433	.368	.517	5-12	.417	9-11	.818	17-23-40	13	18	12	7	7
Louisville	71	28-59	.475	.444	.500	6-19	.316	9-11	.818	9-21-30	12	13	11	5	10
Carolina, W	81	30-54	.556	.583	.533	5-8	.625	16-23	.696	9-24-33	21	20	13	4	8
at North Carolina State	79	28-66	.424	.333	.515	7-22	.318	16-22	.727	18-19-37	20	14	10	4	6
Carolina, W	68	26-59	.441	.429	.458	5-16	.312	11-17	.647	16-33-49	13	16	17	3	7
Virginia Tech	53	19-53	.358	.320	.393	10-29	.345	5-11	.455	4-18-22	19	12	14	3	13
Carolina, W	87	35-58	.603	.531	.692	3-9	.333	14-22	.636	7-29-36	20	16	12	4	10
at Wake Forest	71	24-60	.400	.379	.419	7-24	.292	16-26	.615	13-21-34	17	16	14	1	6
Carolina, W	78	29-60	.483	.500	.469	2-8	.250	18-28	.643	12-24-36	18	13	5	4	4
Florida State	74	27-61	.443	.414	.469	8-23	.348	12-17	.706	11-24-35	20	8	10	6	4
Carolina, W	93	31-56	.554	.481	.621	9-16	.562	22-30	.733	11-31-42	19	22	20	7	7
Syracuse	83	29-68	.426	.406	.444	7-24	.292	18-23	.783	10-17-27	25	17	11	1	10
Carolina, L (OT)	68	26-60	.433	.429	.400	5-16	.313	11-20	.550	13-31-44	33	11	19	4	4
at Louisville	78	22-65	.338	.259	.333	7-21	.333	27-44	.614	22-24-46	16	9	11	5	10
Carolina, L	64	25-56	.446	.519	.379	4-9	.444	10-13	.769	11-23-34	16	15	13	3	3
Virginia	76	29-56	.518	.538	.500	5-12	.417	12-18	.667	8-19-27	13	18	8	7	9
Carolina, W	79	29-51	.569	.458	.667	1-5	.200	20-27	.741	12-25-37	20	16	14	3	3
at Boston College	68	25-56	.446	.452	.440	5-23	.217	13-19	.684	7-16-23	21	13	11	1	4
Carolina, L	76	29-59	.492	.538	.455	4-15	.267	14-23	.609	12-19-31	15	25	4	2	3
at Pitt	89	37-57	.649	.613	.692	8-15	.533	7-13	.538	6-21-27	21	30	5	3	3
Carolina, L (OT)	90	38-83	.458	.474	.447	2-10	.200	12-20	.600	19-30-49	26	21	11	4	9
at Duke	92	33-65	.508	.581	.393	10-16	.625	16-31	.516	13-33-46	16	18	16	7	6
Carolina, W	89	38-61	.623	.613	.633	5-9	.556	8-11	.727	7-30-37	13	26	8	5	11
Georgia Tech	60	23-60	.383	.303	.481	6-16	.375	8-17	.471	11-18-29	10	13	11	3	6
Carolina, L	46	19-55	.345	.280	.400	3-12	.250	5-9	.556	11-27-38	16	13	12	6	5
North Carolina State	58	20-57	.351	.355	.346	7-20	.350	11-16	.688	13-28-41	13	9	9	7	6
Carolina, W	73	26-57	.456	.400	.519	5-11	.455	16-21	.762	11-31-42	15	16	15	2	7
at Miami	64	24-57	.421	.417	.424	6-23	.261	10-15	.667	6-22-28	19	11	13	4	5
Carolina, W	81	34-64	.531	.472	.607	6-18	.333	7-11	.636	11-28-39	18	17	11	8	11
at Georgia Tech	49	19-58	.328	.385	.281	1-16	.063	10-19	.526	16-22-38	11	8	18	2	6
Carolina, L	77	28-58	.483	.412	.583	8-16	.500	13-13	100.0	11-21-32	19	16	16	6	5
Duke	84	27-59	.458	.333	.586	9-25	.360	21-26	.808	14-18-32	15	11	10	3	7
Carolina, W	81	32-65	.492	.469	.515	5-12	.417	12-16	.750	13-30-43	17	19	8	5	3
vs. Boston College (ACC)	63	20-53	.377	.348	.400	6-21	.286	17-22	.773	4-21-25	16	10	7	2	4
Carolina, W	70	25-59	.424	.371	.500	5-11	.455	15-17	.882	10-28-38	18	16	12	3	5
vs. Louisville (ACC)	60	22-63	.349	.519	.222	4-22	.182	12-20	.600	15-23-38	14	11	13	4	7
Carolina, W	71	23-42	.548	.524	.571	7-14	.500	18-27	.667	7-25-32	16	17	18	2	7
vs. Virginia (ACC)	67	23-52	.442	.375	.500	5-16	.312	16-20	.800	7-18-25	17	8	13	2	8
Carolina, L	82	35-66	.530	.485	.576	7-24	.292	5-7	.714	13-15-28	23	21	13	1	5
vs. Notre Dame (ACC)	90	26-48	.542	.500	.583	10-20	.500	28-32	.875	8-18-26	13	16	13	2	9
Carolina, W	67	27-49	.551	.560	.542	5-7	.714	8-13	.615	12-23-35	18	14	17	2	2
vs. Harvard (NCAA)	65	21-55	.382	.286	.481	5-13	.385	18-20	.900	12-14-26	16	9	7	2	9
Carolina, W	87	27-60	.450	.400	.550	4-10	.400	29-37	.784	17-25-42	25	14	16	3	13
vs. Arkansas (NCAA)	78	24-65	.369	.308	.462	8-25	.320	22-27	.815	20-19-39	23	17	21	3	9
Carolina, L	72	26-56	.464	.500	.429	8-13	.615	12-18	.667	9-19-28	20	12	4	1	3
vs. Wisconsin (NCAA)	79	26-56	.464	.367	.577	7-21	.333	20-23	.870	12-23-35	18	13	5	0	3

CAROLINA	HIGH	LOW
Field Goals	45 vs. East Carolina	19 vs. Iowa, NC State (h)
Field Goal Attempts	83 at Duke	42 vs. Virginia (ACC)
FG Pct.	.623 vs. Georgia Tech (38x61) (h)	.279 vs. Iowa (19x68)
FG Pct. in a Half	.719, 2nd vs. East Carolina (23x32)	.268, 1st vs. Iowa (11x41)
3-Point Field Goals	9 vs. Syracuse	1 vs. East Carolina, at Boston College
3-Point Attempts	24 vs. Notre Dame (ACC)	5 at Boston College
3-Point Pct. (min. 10 att.)	.615 vs. Wisconsin (8x13)	.174 vs. Iowa (4x23)
Free Throws Made	29 vs. Arkansas	5 vs. NC State (h), vs. Notre Dame (ACC)
Free Throw Attempts	37 vs. Arkansas	7 vs. Notre Dame (ACC)
FT Pct. (min. 10 att.)	1.000 vs. Duke (h) (13x13)	.550 at Louisville (11x20)
Offensive Rebounds	24 vs. Iowa	7 at Wake Forest, vs. Ga. Tech (h), vs. Virginia (ACC)
Defensive Rebounds	36 vs. East Carolina	13 at Kentucky
Total Rebounds	53 vs. Ohio State	28 vs. Notre Dame (ACC), vs. Wisconsin
Rebound Margin	+27 vs. Virginia Tech (49-22)	-17 vs. Butler (40-57)
Assists	29 vs. Robert Morris	8 vs. Iowa
Turnovers	20 vs. Syracuse	4 at Pitt, vs. Wisconsin
Blocked Shots	10 vs. NC Central, Butler	0 vs. UCLA
Steals	13 vs. UCLA, Arkansas	2 vs. Harvard
Points	108 vs. East Carolina	46 vs. NC State (h)
Points in a Half	60, 2nd vs. E. Carolina	18, 1st vs. NC State (h)
Scoring Margin	+44 vs. Robert Morris (103-59), vs. E. Carolina (108-64)	-14 at Kentucky (70-84)

OPPONENTS	HIGH	LOW
Field Goals	37 at Pitt	15 at Clemson
Field Goal Attempts	74 at Davidson	44 by UCLA
FG Pct.	.649 at Pitt (37x57)	.283 at Clemson (15x53)
FG Percentage in a Half	.692, 2nd at Pitt (18x26)	.179, 1st at Clemson (5x28)
3-Point Field Goals	11 at Davidson	1 by UCLA, at Georgia Tech
3-Point Attempts	36 at Davidson	12 by Virginia
3-Point Pct. (min. 10 att.)	.625 at Duke (10x16)	.063 at Georgia Tech (1x16)
Free Throws Made	28 by Notre Dame (ACC)	5 by Virginia Tech
Free Throw Attempts	44 at Louisville	11 by Louisville (h), by Virginia Tech
FT Pct. (min. 10 att.)	.900 by Harvard (18x20)	.423 at UNCG (11x26)
Offensive Rebounds	29 by Butler	4 by Virginia Tech, by Boston College (ACC)
Defensive Rebounds	33 at Duke	13 at Kentucky
Total Rebounds	57 by Butler	22 by Virginia Tech
Assists	30 at Pitt	5 by East Carolina
Turnovers	23 by UCLA	5 at Pitt, by Wisconsin
Blocked Shots	11 by Ohio State	0 by East Carolina, Wisconsin
Steals	13 by Virginia Tech	2 at Davidson, by East Carolina
Points	92 at Duke	49 at Georgia Tech
Points in a Half	51, 2nd by Notre Dame (ACC)	17, 1st at Clemson

INDIVIDUAL BESTS	NORTH CAROLINA	OPPONENTS
Points	24 by Marcus Paige vs. Notre Dame (ACC)	35 by Xavier Rathan-Mayes, Florida State
Field Goals	11 by Brice Johnson at Miami	14 by Xavier Rathan-Mayes, Florida State
Field Goal Attempts	18 by Marcus Paige vs. Notre Dame (ACC)	26 by Xavier Rathan-Mayes, Florida State
Field Goal Percentage (min. 10 att.)	.833 by Brice Johnson vs. Notre Dame (ACC) (10x12)	.714 by Sheldon Jeter at Pitt (10x14)
3-Point Field Goals	5 by Marcus Paige at NC State, vs. Duke, vs. Notre Dame (ACC)	6 by Peyton Aldridge, Davidson
3-Field Goal Attempts	12 by Marcus Paige vs. Iowa	6 by Quinn Cook at Duke
3-Point Field Goal Pct. (min. 5 made)	1.000 by Marcus Paige at NC State (5x5)	14 by Ralston Turner at NC State
Free Throws Made	9 by Kennedy Meeks vs. Robert Morris	.667 by Quinn Cook at Duke (6x9)
	9 by Marcus Paige vs. Florida, Arkansas	15 by Jerian Grant, Notre Dame (ACC)
Free Throw Attempts	14 by Kennedy Meeks vs. Robert Morris	18 by Jerian Grant, Notre Dame (ACC)
Free Throw Pct. (min. 5 made)	1.000 by Marcus Paige vs. Arkansas (9x9)	1.000 by Tyus Jones, Duke (12x12) (h)
Offensive Rebounds	6 by Kennedy Meeks vs. Robert Morris, Iowa	8 by Kameron Woods, Butler
	6 by Brice Johnson vs. East Carolina, Virginia Tech	8 by Montrezl Harrell at Louisville
Defensive Rebounds	11 by Brice Johnson vs. East Carolina	9 by Terry Tarpey, William and Mary
		9 by Jahliil Okafor at Duke
Total Rebounds	17 by Brice Johnson vs. East Carolina	15 by Montrezl Harrell at Louisville
Assists	10 by J.P. Tokoto vs. Robert Morris	10 by Cameron Wright at Pitt
	10 by Marcus Paige vs. Georgia Tech	10 by Jerian Grant, Notre Dame (ACC)
Turnovers	6 by Kennedy Meeks vs. Florida, Virginia	7 by Isaac Hamilton, UCLA
	6 by J.P. Tokoto on four occasions	
Blocked Shots	5 by Kennedy Meeks vs. Butler	6 by Amile Jefferson at Duke
		6 by BeeJay Anya, NC State (h)
Steals	6 by Marcus Paige at Georgia Tech	5 by Norman Powell, UCLA
		5 by Bobby Portis, Arkansas
Minutes Played	40 by Marcus Paige at Louisville	45 by Quinn Cook at Duke

RECORD BOOK

2014-15 MISCELLANEOUS STATISTICS

Games as Leading Scorer	Season/Career
Marcus Paige	13/27
Brice Johnson	12/13
Kennedy Meeks	7/10
Justin Jackson	6/6
J.P. Tokoto	1/3
Isaiah Hicks	1/1
Joel Berry II	1/1

Games as Leading Rebounder	Season/Career
Kennedy Meeks	16/27
Brice Johnson	13/23
J.P. Tokoto	7/14
Marcus Paige	1/3
Theo Pinson	2/2
Justin Jackson	1/1
Isaiah Hicks	1/1
Joel James	0/1

Games as Leading in Assists	Season/Career
Marcus Paige	23/63
J.P. Tokoto	20/30
Justin Jackson	6/6
Nate Britt	1/6
Theo Pinson	3/3
Joel Berry II	2/2
Kennedy Meeks	0/1
Brice Johnson	0/1
Luke Davis	0/1

Double-Doubles	Season/Career
Kennedy Meeks	8/10
Brice Johnson	8/10
J.P. Tokoto	3/6
Marcus Paige	1/1

Double-Figure Scoring Games	Season/Career
Marcus Paige	30/70
Brice Johnson	26/55
Kennedy Meeks	22/33
J.P. Tokoto	15/33
Justin Jackson	22/22
Nate Britt	7/10
Isaiah Hicks	7/7
Joel James	1/2
Joel Berry II	1/1

30-Point Games	Season/Career
Marcus Paige	0/2

20-Point Games	Season/Career
Marcus Paige	6/17
Brice Johnson	5/6
Kennedy Meeks	2/2
Isaiah Hicks	1/1
Justin Jackson	1/1
J.P. Tokoto	0/1

10-Rebound Games	Season/Career
Kennedy Meeks	10/15
Brice Johnson	10/12
J.P. Tokoto	4/7

10-Assist Games	Season/Career
Marcus Paige	1/2
J.P. Tokoto	1/1

Carolina's Largest Lead in a Win: 47 vs. Robert Morris (led 97-50 and 102-55, won 103-59)

Carolina's Largest Lead in a Loss: 18 at Louisville (led 43-25 with 17:27 to play, lost 68-78 in overtime)

Carolina's Largest Deficit Overcome to Win: 13 vs. Louisville (trailed 50-63 with 8:25 to play, won 72-71)

Carolina's Largest Deficit: 24 at Pitt (trailed 50-74, lost 76-89)

Carolina's Largest Halftime Lead: 22 vs. William and Mary (led 49-27, won 86-64); 22 at Clemson (led 39-17, won 74-50)

Carolina's Largest Halftime Deficit: 15 at Kentucky (trailed 34-49, lost 70-84)

Carolina's Largest Halftime Deficit Overcome to Win: 5 vs. Syracuse (trailed 35-40, won 93-63); 5 vs. Louisville in ACC Tournament (trailed 32-37, won 70-60)

Carolina's Largest Halftime Lead in a Loss: 11 at Louisville (led 36-25, lost 68-78 in overtime)

CAROLINA'S RECORD WHEN ...

Home	10-5
Away	8-4
Neutral Site	8-3
UNC Leads at the Half	22-5
UNC Trails at the Half	2-7
Tied at the Half	2-0
Overtime	0-1
UNC Shoots 50 Percent or Better from the Floor	12-1
UNC Shoots 40-49.9 Percent from the Floor	14-7
UNC Shoots Less Than 40 Percent from the Floor	0-4
Opponents Shoots 50 Percent or Better from the Floor	0-5
Opponents Shoots 40-49.9 Percent from the Floor	8-3
Opponents Shoots Less Than 40 Percent from the Floor	18-4
UNC Has More Rebounds	23-7
Opponents Have More Rebounds	2-4
Teams Have Same Number of Rebounds	1-1
UNC Has More Offensive Rebounds	16-7
Opponents Have More Offensive Rebounds	7-5
Teams Have Same Number of Offensive Rebounds	3-0
UNC Commits More Turnovers	12-5
Opponents Commit More Turnovers	12-5
Teams Commit Same Number of Turnovers	2-2
UNC Scores 80 or More Points	13-2
UNC Scores Less Than 80 Points	13-10
Opponent Scores 80 or More Points	1-5
Opponent Scores Less Than 80 Points	25-7

MISCELLANEOUS STATS

2nd Chance Points			Points Off Turnovers	
UNC	OPPT		UNC	OPPT
16	13	NC Central	15	9
20	6	Robert Morris	24	11
24	15	at Davidson	10	5
19	13	vs. Butler	12	13
9	12	vs. UCLA	31	6
10	13	vs. Florida	15	24
16	12	Iowa	14	8
20	13	East Carolina	9	1
18	14	at Kentucky	14	24
16	6	at UNCG	15	13
16	12	vs. Ohio State	13	16
14	15	UAB	24	14
9	6	William & Mary	20	9
16	6	at Clemson	7	0
21	8	Notre Dame	10	9
17	6	Louisville	13	16
11	17	at NC State	14	15
15	4	Virginia Tech	19	15
10	13	at Wake Forest	15	16
11	8	Florida State	13	2
16	13	Syracuse	5	21
11	26	at Louisville	15	17
11	8	Virginia	8	18
11	7	at Boston College	16	22
11	6	at Pitt	6	4
21	13	at Duke	26	14
13	8	Georgia Tech	16	8
15	8	NC State	7	10
5	4	at Miami	17	13
16	11	at Georgia Tech	25	14
6	12	Duke	11	21
19	9	vs. Boston College (ACC)	12	14
6	8	vs. Louisville (ACC)	13	10
5	12	vs. Virginia (ACC)	15	24
17	11	vs. Notre Dame (ACC)	12	14
16	23	vs. Harvard (NCAA)	6	29
25	18	vs. Arkansas (NCAA)	23	16
9	10	vs. Wisconsin (NCAA)	7	9
541	419	Totals	547	504
14.2	11.0	Average	14.4	13.3

WOODY DURHAM


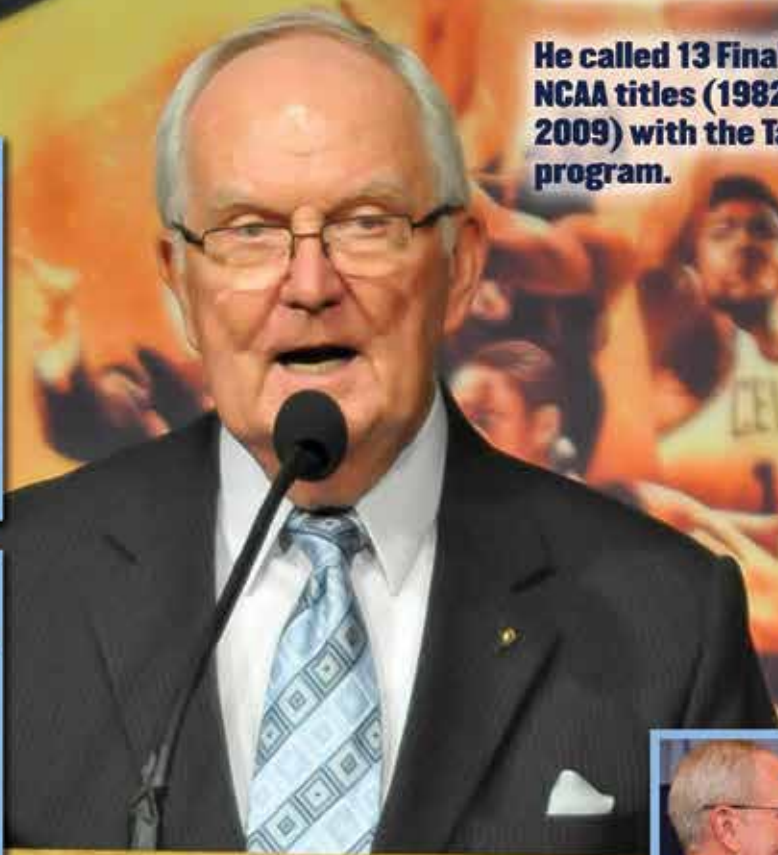


ENSHRINEMENT

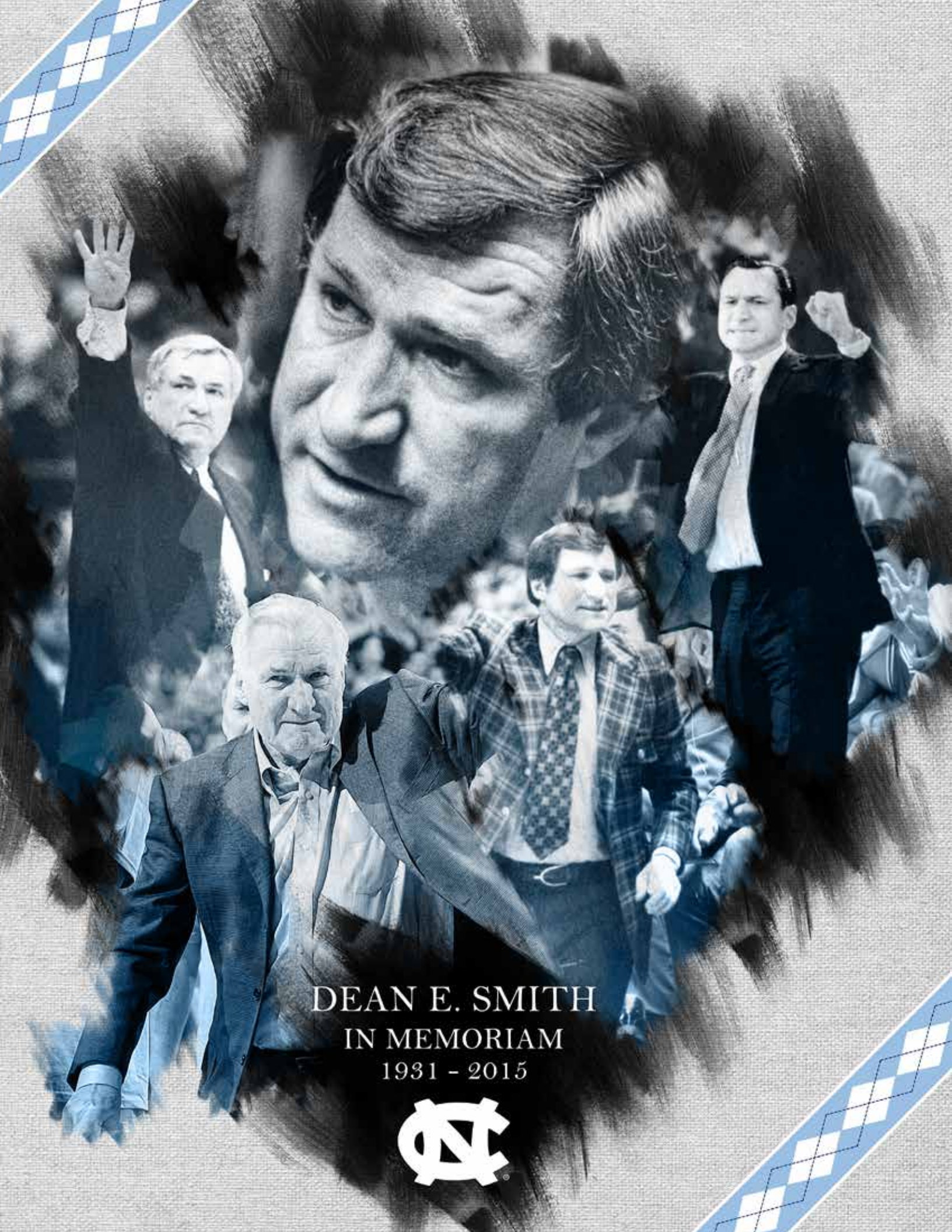
PRESENTED BY



The Naismith Basketball Hall of Fame honored Woody Durham with the 2015 Curt Gowdy Electronic Media Award. Durham was the radio voice of Carolina basketball and football from 1971-2011.

He called 13 Final Fours and four NCAA titles (1982, 1993, 2005 and 2009) with the Tar Heel basketball program.





DEAN E. SMITH
IN MEMORIAM
1931 - 2015





BILL GUTHRIDGE
IN MEMORIAM
1937 - 2015



ATHLETIC COMMUNICATIONS



Steve Kirschner
Sr. Associate Athletic Director
for Communications
(Basketball Contact -
Roy Williams/Credentials)

Office: (919) 962-2123
Direct: (919) 962-7258
Home: (919) 968-1531
Mobile: (919) 475-2695
stevekirschner@unc.edu



Matt Bowers
Associate Director of
Athletic Communications
(Basketball Contact -
Players)

Office: (919) 962-2123
Direct: (919) 962-7259
Home: (919) 929-7814
Mobile: (919) 619-7021
mattbowers@unc.edu

CREDENTIALS

All season and single-game requests for credentials and/or parking passes must be made online. Email Steve Kirschner at stevekirschner@unc.edu for the link to apply for credentials.

Credentials will be mailed if time permits or held on game day at media will call, which is now located at Entrance B of the Smith Center.

Media with season credentials will receive an email from Kirschner several days prior to each game to secure a press row seat or photo spot. Season credentials do not automatically reserve a seat for individual games.

INTERVIEWS & PRACTICE

Interview requests must be made through the athletic communications office. Contact Kirschner with interview requests for Roy Williams. Throughout the season Williams and select players will be available at press conferences at the Smith Center. These typically begin at 2 p.m. a day or two before select games. A schedule of press conference dates will be included in each set of UNC media game notes. Media parking for the press conferences is located in the Manning Lot off Tar Heel Boulevard. Out-of-town media may watch press conferences live on GoHeels.com and submit questions by texting Kirschner (919-475-2695) in advance.

Due to contractual obligations, Williams is unable to participate in live radio call-in shows.

Media should direct player interview requests to Matt Bowers (mattbowers@unc.edu, 919-619-7021). Player interviews typically occur before practice. Freshmen are available for interviews once they've played in a regular-season game.

Players are not available for interviews on game day or on non-practice days.

POSTGAME AVAILABILITY

After home games, Williams holds his postgame press conference in the media room. Players are available in the lounge adjacent to the locker room for 20 minutes following each home game.

ACC TELECONFERENCE

When ACC play begins, Roy Williams is available on most Mondays for 10 minutes on the ACC teleconference. Coaches do not participate on the Monday call if their teams play that evening (Jan. 4, Feb. 1 and Feb. 29 for UNC).

Williams is scheduled for the following dates for the ACC call: Jan. 11 (12:40 pm.), Jan. 18 (12:20 p.m.), Jan. 25 (12:10 p.m.), Feb. 8 (noon), Feb. 15 (12:30 p.m.) and Feb. 22 (12:30 p.m.).

Please call Kirschner or Brian Morrison at the ACC at (336) 854-8787 for the number.

SMITH CENTER PHOTO COMPOUND

Photographers work in the "Orange" locker room. Jeffrey Camarati, UNC's director of athletic photography, coordinates the photo compound. Wireless Internet and ethernet lines are available. Statistics are brought to the photo compound at halftime and after the game.

PHOTO SPOTS

Shooting locations around the court are assigned at all games. Specific requests for locations and special camera placements should be made in advance to Kirschner. For safety reasons, cameras are not permitted on the blue padding on the basket supports. Floor remotes



must be removable. They may not be fixed to the floor and will only be allowed if a photographer is seated with the camera.

All lenses must have rubber hoods.

WiFi

High-speed, wireless Internet access is available in the arena, media work room and photo compound. In-game statistics are available online (see Kirschner or Bowers for the address). Instructions for logging on are posted in the media room.

SMITH CENTER MEDIA PARKING, ENTRY

Media parking for games is located in the Bowles Lot on Skipper Bowles Drive, adjacent to Kenan-Flagler Business School. Spaces are not reserved.

Directions: NC Hwy 15-101 to Manning Drive, turn onto Bowles Drive and the Bowles Lot will be on your right at the bottom of the hill. The media entrance to the Smith Center is located at Entrance B, up the stairs from the Bowles parking lot.

All briefcases, computer bags and photo equipment are subject to search.

GOHEELS.COM



@UNC_Basketball



uncbb

ONLINE & SOCIAL MEDIA

Carolina's official website is GoHeels.com, which features the team yearbook, statistics, game notes, roster, schedule, past season archives and other information. Video feeds of the weekly and postgame press conferences are posted to the site.

The Tar Heels are the most-followed team in the nation on Twitter at @UNC_Basketball.

Follow the team on Instagram at **uncbb**.

VISITING RADIO

Radio network rights-holders for opposing teams are provided three seats at the scorer's table next to the visiting bench. A stat monitor is available and printed stats are provided at each media timeout. UNC provides two ISDN lines and two analog lines at no charge.

NBA SCOUTS

There are no scouting seats on press row. Seats for scouts in the stands are available by contacting Nadia Lynch in the men's basketball office at (919) 962-1154 or by e-mail at nlynch@unca.unc.edu. Due to limited space, scouts are not permitted in the media room. Pregame notes with rosters and statistics will be provided where scouts pick up their tickets.


SOPHOMORES



JUSTIN JACKSON

THEO PINSON


JOEL BERRY II




The Tar Heels salute 2015 NBA Champions
James Michael McAdoo and Harrison Barnes



SUCCESS at
THIS LEVEL
and the **NEXT**



Michael Jordan
6-Time NBA Champion



James Worthy
3-Time NBA Champion



Danny Green
2014 NBA Champion



Rick Fox
3-Time NBA Champion