



# CAROLINA

## 2014-15 TAR HEEL BASKETBALL



**TAR  
HEEL  
SENIORS**

**#21  
JACKSON  
SIMMONS**

**#4  
LUKE  
DAVIS**

**#14  
DESMOND  
HUBERT**

### MARCUS PAIGE **#5**

- NATIONAL PLAYER OF THE YEAR CANDIDATE
- ACADEMIC ALL-AMERICA OF THE YEAR CANDIDATE
- 2014 2ND-TEAM ALL-AMERICA
- 2014 2ND-TEAM ACADEMIC ALL-AMERICA
- 1ST-TEAM ALL-ACC
- ACC'S MOST IMPROVED PLAYER



# TAR HEEL JUNIORS



#11  
BRICE  
JOHNSON




#42  
JOEL  
JAMES



#13  
J.P.  
TOKOTO

NC  
42  
CAROLINA

NC  
11  
CAROLINA



**2014-15 SEASON**

Contents	1
This is Carolina Basketball	2-3
2014-15 Roster	4
2014-15 Photo Roster	5
2014-15 Schedule	6
2014 Battle 4 Atlantis	7
2014-15 Outlook	8

**MEET THE TAR HEELS**

Luke Davis	9-10
Desmond Hubert	11-12
Jackson Simmons	13-14
Joel James	15-16
Brice Johnson	17-19
Marcus Paige	20-23
J.P. Tokoto	24-26
Nate Britt	27-28
Isaiah Hicks	29-30
Kennedy Meeks	31-32
Stilman White	33-34
Joel Berry II	35
Justin Jackson	36
Theo Pinson	37

**COACHES & STAFF**

Roy Williams	38-49
Steve Robinson	50
C.B. McGrath	51
Hubert Davis	52
Brad Frederick	53
Jonas Sahratian, Eric Hoots, Doug Halverson	54
Jenn Townsend, Support Staff	55

**THIS IS CAROLINA BASKETBALL**

Academic Excellence	56-57
Carolina: The First State University	58-59
The Rams Club	60-61
Carolina Family	62-63
The Carolina Way	64-65
Why Carolina?	66-67
Fan Support	68-69
Chancellor Carol Folt	70
Athletic Director Bubba Cunningham	70
Carolina in the Community	71
National Exposure	72-73
Sports Illustrated Covers	74
Former Tar Heels in Broadcasting	75
Basketball Office Complex	76-77
Smith Center Home Court Advantage	78-79
Top-Notch Facilities	80-81
The Dean E. Smith Center	82
Smith Center Records	83
Late Night With Roy	84
Carolina Basketball Museum	85

**HISTORY**

Carolina Basketball by the Numbers	86-88
Olympians	89
Hall of Famers	90-91
National Players of the Year	92-93
Retired Jerseys	94-97
Jerseys in the Rafters	98-101
Carolina Basketball Timeline	102-109
Dean Smith	110-111
NCAA Tournament Success	112-113
18 Final Fours	114-115
1957 NCAA Champions	116-117
1982 NCAA Champions	118-119
1993 NCAA Champions	120-121
2005 NCAA Champions	122-123
2009 NCAA Champions	124-125
NCAA Tournament History	126-128
NCAA Tournament Results	129-131
NCAA Tournament Team Records	132
NCAA Tournament Individual Records	133
ACC Tournament History	134-137
Fantastic Finishes	138-141
NBA Legacy	142-143
Tar Heels in the NBA	144-145
Harrison Barnes	146
Reggie Bullock	147
Vince Carter	148
Ed Davis	149
Wayne Ellington	150
Raymond Felton	151
Danny Green	152
P.J. Hairston	153
Tyler Hansbrough	154
Brendan Haywood	155
John Henson	156
Ty Lawson	157
Kendall Marshall	158
Marvin Williams	159
Brandan Wright	160
Tyler Zeller	161
NBA Draft Powerhouse	162-163
NBA Award Winners	164-165
All-Time NBA/Pro Roster	166-167
Michael Jordan	168

**RECORD BOOK**

Team Records: Season	169
Team Records: Single Game	170-171
Scoring Records	172-175
Field Goal Records	176
Three-Point Field Goal Records	177
Free Throw Records	178
Rebounding Records	179
Assist Records	180
Steal Records	181
Blocked Shot Records	182
Miscellaneous Records	183
Top Single-Game Performances	184
Yearly Statistical Leaders	185-186

Annual UNC Team Statistics	187
Annual Opponent Team Statistics	188
Award Winners	189-193
Stats for 1,000-Point Scorers	194
Frank McGuire	195
Bill Guthridge	195
All-Time Coaching Records	195
All-Time Roster	196-197
Year-by-Year Records	198-199
Scores in the Roy Williams Era	200-201
AP Poll History	202-203

**2013-14 SEASON REVIEW**

2013-14 Statistics & Results	204
2013-14 Team Game-by-Game Statistics	205
2013-14 Highs & Lows	206
2013-14 Miscellaneous Statistics	207

Media Information	208
-------------------	-----



The 2014-15 University of North Carolina men's basketball yearbook was published by the UNC Athletic Communications office.

Copies may be purchased by sending a check for \$10 to: UNC Athletic Communications, P.O. Box 3760, Chapel Hill, NC, 27515.

**Editor:** Matt Bowers

**Editorial Assistance:** Steve Kirschner, Joe Amati (NBA Entertainment), Cobey Culton, Ana Garrigo, Dana Gelin, Matt Hodgkin, Eric Hoots, Gary Johnson (NCAA), Richie LaGrotta, Adam Lucas and Terry Kermit Roberts.

**Photography:** Head shots by Jeffrey Camarati. Action photos by Camarati except as noted. Photos of NBA players courtesy of NBA Entertainment and NBA teams.

**Covers:** Designed by Dana Gelin

**Cover Photos:** *FRONT:* Jeffrey Camarati (Paige background), Peyton Williams (Paige foreground, Davis, Hubert, Simmons); *INSIDE FRONT:* Dan Sears (campus), Camarati (James), Jack Morton (Tokoto), Williams (Johnson); *INSIDE BACK:* Camarati (freshmen, White), Williams (Britt, Hicks), Morton (Meeks); *BACK:* Camarati and Grant Halverson

**Printing:** The Around Campus Group of Chapel Hill, N.C. Special thanks to Anna Bowland.



J.D. Lyon Jr.





# THIS IS CAROLINA BASKETBALL



**ACADEMIC EXCELLENCE**



**NBA SUCCESS**



**18 FINAL FOURS**

# FIVE NCAA CHAMPIONSHIPS



## 2014-15 ROSTER

## ALPHABETICAL

No.	Player	Yr.	Pos.	Ht.	Wt.	Hometown	High School(s)
2	Joel Berry II	Fr.	G	6-0	195	Apopka, Fla.	Lake Highland Preparatory (Orlando, Fla.)
0	Nate Britt	So.	G	6-1	170	Upper Marlboro, Md.	Oak Hill Academy (Va.)/Gonzaga College High School (Washington, D.C.)
4	Luke Davis	Sr.	G	6-0	178	Raleigh, N.C.	Ravenscroft
22	Isaiah Hicks	So.	F	6-8	230	Oxford, N.C.	J.F. Webb
14	Desmond Hubert	Sr.	F	6-10	225	Cream Ridge, N.J.	New Egypt
44	Justin Jackson	Fr.	F/G	6-8	193	Tomball, Texas	Homeschool Christian Youth
42	Joel James	Jr.	F	6-10	280	West Palm Beach, Fla.	Dwyer (Palm Beach Gardens)
11	Brice Johnson	Jr.	F	6-9	228	Orangeburg, S.C.	Edisto (Cordova)
3	Kennedy Meeks	So.	F	6-9	270	Charlotte, N.C.	West Charlotte
5	Marcus Paige	Jr.	G	6-1	175	Marion, Iowa	Linn-Mar (Marion)
1	Theo Pinson	Fr.	F/G	6-6	195	Greensboro, N.C.	Wesleyan Christian Academy (High Point)
21	Jackson Simmons	Sr.	F	6-7	225	Webster, N.C.	Smoky Mountain (Sylva)
13	J.P. Tokoto	Jr.	F	6-6	200	Menomonee Falls, Wis.	Menomonee Falls
45	Stilman White	So.	G	6-0	170	Wilmington, N.C.	Hoggard

## NUMERICAL

No.	Player	Yr.	Pos.	Ht.	Wt.	Hometown	High School(s)
0	Nate Britt	So.	G	6-1	170	Upper Marlboro, Md.	Oak Hill Academy (Va.)/Gonzaga College High School (Washington, D.C.)
1	Theo Pinson	Fr.	F/G	6-6	195	Greensboro, N.C.	Wesleyan Christian Academy (High Point)
2	Joel Berry II	Fr.	G	6-0	195	Apopka, Fla.	Lake Highland Preparatory (Orlando, Fla.)
3	Kennedy Meeks	So.	F	6-9	270	Charlotte, N.C.	West Charlotte
4	Luke Davis	Sr.	G	6-0	178	Raleigh, N.C.	Ravenscroft
5	Marcus Paige	Jr.	G	6-1	175	Marion, Iowa	Linn-Mar (Marion)
11	Brice Johnson	Jr.	F	6-9	228	Orangeburg, S.C.	Edisto (Cordova)
13	J.P. Tokoto	Jr.	F	6-6	200	Menomonee Falls, Wis.	Menomonee Falls
14	Desmond Hubert	Sr.	F	6-10	225	Cream Ridge, N.J.	New Egypt
21	Jackson Simmons	Sr.	F	6-7	225	Webster, N.C.	Smoky Mountain (Sylva)
22	Isaiah Hicks	So.	F	6-8	230	Oxford, N.C.	J.F. Webb
42	Joel James	Jr.	F	6-10	280	West Palm Beach, Fla.	Dwyer (Palm Beach Gardens)
44	Justin Jackson	Fr.	F/G	6-8	193	Tomball, Texas	Homeschool Christian Youth
45	Stilman White	So.	G	6-0	170	Wilmington, N.C.	Hoggard

**Head Coach:** Roy Williams (12th year at UNC, 27th as a head coach)

**Assistant Coaches:** Steve Robinson, C.B. McGrath, Hubert Davis

**Director of Operations:** Brad Frederick

**Director of Strength and Conditioning:** Jonas Sahratian

**Assistant to the Athletic Director & Director of Player Development:** Eric Hoots

**Head Athletics Trainer:** Doug Halverson

## PRONUNCIATION GUIDE

Joel Berry II	Jole
Isaiah Hicks	I-ZAY-uh
Desmond Hubert	DEZ-mund
Joel James	joe-ELL
Jonas Sahratian	suh-RAY-shun
J.P. Tokoto	TOE-kuh-toe

J.D. Lyon Jr.



2014-15 PHOTO ROSTER



**Nate Britt**  
So. • G • 6-1 • 170

**0**



**Theo Pinson**  
Fr. • F/G • 6-6 • 195

**1**



**Joel Berry II**  
Fr. • G • 6-0 • 195

**2**



**Kennedy Meeks**  
So. • F • 6-9 • 270

**3**



**Luke Davis**  
Sr. • G • 6-0 • 178

**4**



**Marcus Paige**  
Jr. • G • 6-1 • 175

**5**



**Brice Johnson**  
Jr. • F • 6-9 • 228

**11**



**J.P. Tokoto**  
Jr. • F • 6-6 • 200

**13**



**Desmond Hubert**  
Sr. • F • 6-10 • 225

**14**



**Jackson Simmons**  
Sr. • F • 6-7 • 225

**21**



**Isaiah Hicks**  
So. • F • 6-8 • 230

**22**



**Joel James**  
Jr. • F • 6-10 • 280

**42**



**Justin Jackson**  
Fr. • F/G • 6-8 • 193

**44**



**Stilman White**  
So. • G • 6-0 • 170

**45**



**Roy Williams**  
12th Season

**Head Coach**



**Steve Robinson**  
12th Season

**Head Coach**



**C.B. McGrath**  
12th Season

**Asst. Coach**



**Hubert Davis**  
Third Season

**Asst. Coach**



**Brad Frederick**  
Second Season

**Dir. BB Ops.**



**Jonas Sahratian**  
11th Season

**Str. & Cond. Coord.**



**Eric Hoots**  
11th Season

**Asst. to the A.D.**



**Doug Halverson**  
Second Season

**Trainer**

## 2014-15 SCHEDULE

DAY	DATE	OPPONENT/EVENT	SITE	TIME	TV
Fri.	Oct. 24	Fayetteville State (exhibition)	Chapel Hill	7:30 p.m.	GoHeels.com
Fri.	Nov. 7	Belmont Abbey (exhibition)	Chapel Hill	7:30 p.m.	GoHeels.com
Fri.	Nov. 14	NC Central	Chapel Hill	8 p.m.	ESPNU
Sun.	Nov. 16	Robert Morris (Battle 4 Atlantis)	Chapel Hill	6 p.m.	ESPNU
Sat.	Nov. 22	at Davidson (Time Warner Cable Arena)	Charlotte, N.C.	TBA	TBA

**Battle 4 Atlantis (Imperial Arena, Atlantis Resort)**

Wed.	Nov. 26	vs. Butler	Paradise Island, Bahamas	Noon	ESPN2
Thu.	Nov. 27	vs. Oklahoma or UCLA	Paradise Island, Bahamas	1 or 7 p.m.	TBA
Fri.	Nov. 28	UAB, Florida, Georgetown or Wisconsin	Paradise Island, Bahamas	TBA	TBA

**ACC/Big Ten Challenge Presented by DICK'S Sporting Goods**

Wed.	Dec. 3	Iowa	Chapel Hill	7:30 p.m.	ESPN
Sun.	Dec. 7	East Carolina	Chapel Hill	3 p.m.	ESPNU
Sat.	Dec. 13	at Kentucky (Rupp Arena)	Lexington, Ky.	Noon	CBS
Tue.	Dec. 16	at UNCG (Greensboro Coliseum)	Greensboro, N.C.	7 p.m.	ESPN2

**CBS Sports Classic**

Sat.	Dec. 20	vs. Ohio State (United Center)	Chicago, Ill.	1 p.m.	CBS
Sat.	Dec. 27	UAB	Chapel Hill	7:30 p.m.	ESPN2
Tue.	Dec. 30	William & Mary	Chapel Hill	7 p.m.	RSN
Sat.	Jan. 3	at Clemson (Littlejohn Coliseum)	Clemson, S.C.	4:30 or 8 p.m.	ESPN
Mon.	Jan. 5	Notre Dame	Chapel Hill	7 p.m.	ESPN or ESPN2
Sat.	Jan. 10	Louisville	Chapel Hill	2 p.m.	ESPN
Wed.	Jan. 14	at NC State (PNC Arena)	Raleigh, N.C.	7 p.m.	ESPN2
Sun.	Jan. 18	Virginia Tech	Chapel Hill	6:30 p.m.	ESPNU
Wed.	Jan. 21	at Wake Forest (Lawrence Joel Coliseum)	Winston-Salem, N.C.	7 p.m.	ESPN2
Sat.	Jan. 24	Florida State	Chapel Hill	2 p.m.	ESPN or ESPN2
Mon.	Jan. 26	Syracuse	Chapel Hill	7 p.m.	ESPN
Sat.	Jan. 31	at Louisville (KFC Yum! Center)	Louisville, Ky.	4 or 7 p.m.	ESPN or ESPN2
Mon.	Feb. 2	Virginia	Chapel Hill	7 p.m.	ESPN
Sat.	Feb. 7	at Boston College (Conte Forum)	Chestnut Hill, Mass.	3 p.m.	ACC Network
Sat.	Feb. 14	at Pitt (Petersen Events Center)	Pittsburgh, Pa.	Noon	ACC Network
Wed.	Feb. 18	at Duke (Cameron Indoor Stadium)	Durham, N.C.	9 p.m.	ESPN/ACC Network
Sat.	Feb. 21	Georgia Tech	Chapel Hill	Noon	ACC Network
Tue.	Feb. 24	NC State	Chapel Hill	8 p.m.	ACC Network
Sat.	Feb. 28	at Miami (BankUnited Center)	Coral Gables, Fla.	2 p.m.	CBS
Tue.	March 3	at Georgia Tech (McCamish Pavilion)	Atlanta, Ga.	7 p.m.	ESPNU
Sat.	March 7	Duke	Chapel Hill	6 or 9 p.m.	ESPN

**Atlantic Coast Conference Tournament (Greensboro Coliseum)**

Tue.	March 10	<b>First Round</b> (No. 12 vs. 13; No. 10 vs. 15; No. 11 vs. 14)	ESPN networks/ACC Network
Wed.	March 11	<b>Second Round</b> (No. 8 vs. 9, Noon; No. 5 vs. 12/13, 2:30 p.m.; No. 7 vs. 10/15, 7 p.m.; No. 6 vs. 11/14, 9:30 p.m.)	ESPN networks/ACC Network
Thu.	March 12	<b>Quarterfinals</b> (Noon, 2:30, 7 & 9:30 p.m.)	ESPN networks/ACC Network
Fri.	March 13	<b>Semifinals</b> (7 & 9:30 p.m.)	ESPN/ACC Network
Sat.	March 14	<b>Championship</b> (8:30 p.m.)	ESPN/ACC Network

**NCAA Tournament**

**First Round (March 17-18):** Dayton, Ohio; **Second & Third Rounds (March 19 & 21):** Jacksonville, Fla.; Louisville, Ky.; Pittsburgh, Pa.; Portland, Ore.; **(March 20 & 22):** Charlotte, N.C.; Columbus, Ohio; Omaha, Neb.; Seattle, Wash.; **Regionals (March 26 & 28):** Midwest—Cleveland, Ohio; West—Los Angeles, Calif.; **(March 27 & 29):** South—Houston, Texas; East—Syracuse, N.Y.; **Final Four (April 4 & 6):** Indianapolis, Ind.



All times Eastern

(RSN: Fox Sports South, Fox Sports Carolinas, Fox Sports Florida, Sun Sports, Fox Sports Indiana, Fox Sports Midwest, Comcast SportsNet Mid-Atlantic, NESN, YES Network, MSG Network and ROOT Sports)  
Please check TheACC.com for a complete listing of ACC Network affiliates



The University of North Carolina and Nike extended their agreement for 10 more years beginning in July 2008. The agreement provides each varsity team with shoes, apparel, equipment bags and other products. It also provides \$2 million to the Chancellor's Academic Enhancement Fund for faculty support.

The Tar Heel men's basketball team wears the Jumpman line, named after UNC's Michael Jordan.



**BATTLE 4**  
**ATLANTIS**

PARADISE ISLAND, BAHAMAS

NOV. 26-28


**TOURNAMENT BRACKET**



1.800.ATLANTIS    BATTLE4ATLANTIS.COM    #BATTLE4ATLANTIS



**BATTLE 4**  
**ATLANTIS**



**TAR HEELS**  
**IN THE BAHAMAS**



## LINEUP BREAKDOWN

## STARTERS RETURNING (3)

No. Player	Ht.	Wt.	Cl.	Pos.
3 Kennedy Meeks	6-9	270	So.	F
5 Marcus Paige	6-1	175	Jr.	G
13 J.P. Tokoto	6-6	200	Jr.	F

## OTHER LETTERMEN RETURNING (8)

No. Player	Ht.	Wt.	Cl.	Pos.
0 Nate Britt	6-1	170	So.	G
4 Luke Davis	6-0	178	Sr.	G
11 Brice Johnson	6-9	228	Jr.	F
14 Desmond Hubert	6-10	225	Sr.	F
21 Jackson Simmons	6-7	225	Sr.	F
22 Isaiah Hicks	6-8	230	So.	F
42 Joel James	6-10	280	Jr.	F
45 Stilman White	6-0	170	So.	G

## STARTERS LOST (2)

No. Player	Ht.	Wt.	Cl.	Pos.
2 Leslie McDonald	6-5	215	Sr.	G
43 James Michael McAdoo	6-9	230	Jr.	F

## NEWCOMERS (3)

No. Player	Ht.	Wt.	Cl.	Pos.
1 Theo Pinson	6-6	195	Fr.	F/G
2 Joel Berry II	6-0	195	Fr.	G
44 Justin Jackson	6-8	193	Fr.	F/G

## OTHER LETTERMEN LOST (3)

No. Player	Ht.	Wt.	Cl.	Pos.
30 James Manor	6-6	220	Sr.	F
34 Denzel Robinson	6-4	220	Sr.	F
55 Wade Moody	6-0	175	Sr.	G

## RETURNING PRODUCTION

The 2014-15 Tar Heels return 70.7 percent of their points, 78.8 percent of their rebounds and 80.1 percent of their assists from last year.

Carolina's top returnees:

## POINTS

Return 70.7 percent (1,841 of 2,604 points)

Marcus Paige	17.5 ppg
Brice Johnson	10.3 ppg
J.P. Tokoto	9.3 ppg

## REBOUNDS

Return 78.8 percent (1,064 of 1,350 rebounds)

Brice Johnson	6.1 rpg
Kennedy Meeks	6.1 rpg
J.P. Tokoto	5.8 rpg

## ASSISTS

Return 80.1 percent (419 of 523 assists)

Marcus Paige	4.2 apg
J.P. Tokoto	3.0 apg
Nate Britt	2.4 apg

## RETURNING STAT LEADERS

Minutes	Marcus Paige	35.6 mpg
Points	Marcus Paige	17.5 ppg
Field Goals	Marcus Paige	191
Field Goal Pct.	Brice Johnson	.566
3-Pointers	Marcus Paige	86
3-Pt. FG Pct.	Marcus Paige	.389
Free Throws	Marcus Paige	128
FT Pct.	Marcus Paige	.877
Rebounds	Brice Johnson	6.1 rpg
Assists	Marcus Paige	4.2 apg
Blocked Shots	Brice Johnson	1.3 bpg
Steals	J.P. Tokoto	1.6 spg

## CAROLINA QUICK FACTS

## GENERAL INFORMATION

Location	Chapel Hill, N.C.
Founded	1789
Enrollment	18,370 (undergraduate)
Nickname	Tar Heels
School Colors	Carolina Blue & White
Conference	Atlantic Coast
Chancellor	Carol Folt
Athletic Director	Bubba Cunningham
Arena	Dean E. Smith Center (21,750)
2013-14 Record	24-10 (NCAA Third Round)
2013-14 ACC Record	13-5 (third place)

## STAFF

Head Coach	Roy Williams
Record at Carolina	306-89 (11 seasons)
Record Overall	724-190 (26 seasons)

## Assistant Coaches

Steve Robinson, C.B. McGrath, Hubert Davis

## Director of Basketball Operations

Brad Frederick

## Strength &amp; Conditioning Coordinator

Jonas Sahrtian

Assistant to the Athletic Director Eric Hoots

Head Athletics Trainer Doug Halverson

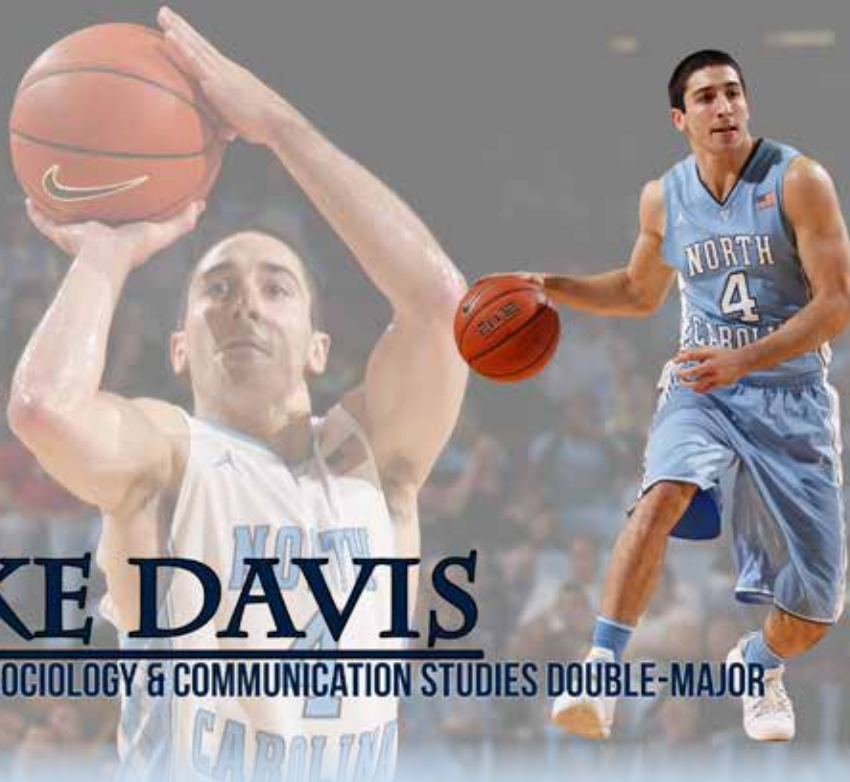




*LD #4*

# #4 LUKE DAVIS

SR • G • 6-0 • 178 • RALEIGH, N.C. • SOCIOLOGY & COMMUNICATION STUDIES DOUBLE-MAJOR



## CAREER

In his third year on the active roster • A valuable backup point guard • One of the hardest workers on the team • Has 35 assists in 41 games as a Tar Heel • Transferred to UNC from Gardner-Webb after playing for the Bulldogs in 2010-11 • Sat out the 2011-12 season as a redshirt at Carolina.

## JUNIOR SEASON (2013-14)

Averaged 6.2 minutes in 21 games • Had 11 assists and six turnovers • Played the last four minutes of the first half in win at Florida State and did not allow FSU leading scorer Ian Miller to attempt a field goal in that time • Started second half vs. Northern Kentucky as UNC went on 5-0 run to extend lead back to 10 points • Played a career-high 25 minutes and was UNC's defensive player of the game vs. Belmont • Sparked second-half run against Holy Cross with solid play on both ends of the court while playing alongside Marcus Paige • Two points and had two assists vs. Oakland.

## SOPHOMORE SEASON (2012-13)

Played in 20 games • Had 24 assists and seven turnovers • Scored his first basket as a Tar Heel on a three-pointer against Florida Atlantic • Had five points and seven assists in the win over Chaminade • The seven assists were the most by a Tar Heel in the team's first seven games • Played a season-high 14 minutes and was Carolina's top defender against the Silver Swords • Had five assists and no turnovers against ETSU.

## AT GARDNER-WEBB

Named to the Big South Conference All-Freshman Team • Was third in the league in assists • Started 30 of the 32 games in which he played and played a team-high 32.3 minutes per game • Averaged 7.2 points, had 135 assists and 95 turnovers • Made 41 of 126 (.325) from three-point range and 46 of 62 (.742)

from the free throw line • Scored in double figures six times with a high of 17 against Liberty • Had a season-high 10 assists against Radford • Had more assists than turnovers in 18 games, including 10 of the last 13 games • Set a freshman record for assists at Gardner-Webb with 135.

## PREP

Played for Coach Kevin Billerman at Ravenscroft High School • Earned first-team all-state honors • Led Ravenscroft to the state finals in 2009 • Teammate of former Duke forward Ryan Kelly • Also attended Broughton High School.

## PERSONAL

Luke Dickson Davis is the son of Pete and Debbie Davis • His brother plays football at NC State • Born on April 9 in Raleigh • Double-majoring in sociology and communication studies.



Photos by Peyton Williams

### DAVIS'S CAREER STATISTICS

YEAR	GP-GS	MIN	AVG	FGM-A	PCT	3FGM-A	PCT	FTM-A	PCT	OFF	DEF	REB	AVG	A	TO	B	S	PTS	AVG
2010-11*	32-30	1035	32.3	71-209	.340	41-126	.325	46-62	.742	6	54	60	1.9	135	95	0	42	229	7.2
2012-13	20-0	82	4.1	2-2	1.000	2-2	1.000	2-2	1.000	0	4	4	0.2	24	7	0	3	8	0.4
2013-14	21-0	130	6.2	2-8	.250	0-6	.000	0-4	.000	1	7	8	0.4	11	6	0	2	4	0.2
TOTALS	73-30	1247	17.1	75-219	.342	43-134	.321	48-68	.706	7	65	72	1.0	170	108	0	47	241	3.3

\*AT GARDNER-WEBB





*Desmond Hubert #14*

# #14 DESMOND HUBERT

SR • F • 6-10 • 225 • CREAM RIDGE, N.J. • SOCIOLOGY MAJOR

## CAREER

Is one of Carolina's best interior defenders • Part-time starter in the post as a sophomore two seasons ago.

## JUNIOR SEASON (2013-14)

Was 7 for 14 from the floor • Sixteen of his 31 rebounds were on the offensive boards • Played a season-high 14 minutes and had four rebounds at Virginia Tech • Played his finest game as a Tar Heel in the win over #5 Duke, with an offensive slam basket, five rebounds and a block • Played seven minutes at Florida State with two points, two rebounds, a block and an assist • Won UNC's top defensive award against the Seminoles.

## SOPHOMORE SEASON (2012-13)

Started 18 of the first 23 games then came off the bench primarily for defensive purposes in the last 13 • Made 19 of 35 shots from the floor (.543) • Led the team in blocked shots with 30 • Won the Brendan Haywood Award as the team's top shot blocker • Second on the team with seven defensive player of the game honors.

Blocked five shots and had six rebounds in 22 minutes in the 79-63 win over Georgia Tech • Had two blocks and two steals in win over Maryland, helping limit the Terps to just 52 points • Had three points, three rebounds vs. No. 20 UNLV.

## FRESHMAN SEASON (2011-12)

Played in 25 games • Rebounded and defended well • Scored 17 points, grabbed 37 rebounds and blocked seven shots • Scored a season-high four points against Clemson • Grabbed eight rebounds against Evansville.

## PREP

Played for Coach Jay Corby at New Egypt High School in New Jersey • Averaged 16 points, nine rebounds and six blocks per game • Led New Egypt to a school-record 24 wins and a berth in the Central New Jersey Group 1 Section championship game • Team captain • Played in the Capital Classic All-Star Game • Moved to Cream Ridge, N. J. from Winter Park, Fla. in 2006 • Averaged 16.2 points, 10.8 rebounds and 9.1 blocks as a junior • Totaled over 1,500 points, 1,000 rebounds and 750 blocks in his career.


## PERSONAL

Desmond Jackson Hubert was born on July 15 in Willingboro, N.J. • Majoring in sociology.

### HUBERT'S CAREER STATISTICS


YEAR	GP-GS	MIN	AVG	FGM-A	PCT	3FGM-A	PCT	FTM-A	PCT	OFF	DEF	REB	AVG	A	TO	B	S	PTS	AVG
2011-12	25-0	123	4.9	8-18	.444	0-0	—	1-13	.077	21	16	37	1.5	6	8	7	3	17	0.7
2012-13	36-18	338	9.4	19-35	.543	0-0	—	3-14	.214	26	34	60	1.7	4	13	30	8	41	1.1
2013-14	31-0	189	6.1	7-15	.467	0-0	—	5-17	.294	17	17	34	1.1	3	8	12	0	19	0.6
TOTALS	92-18	650	7.1	34-68	.500	0-0	—	9-44	.205	64	67	131	1.4	13	29	49	11	77	0.8

# DESMOND HUBERT



**THE HUBERT FILE**

- NAME: DESMOND JACKSON HUBERT
- BIRTHDAY: JULY 15
- BIRTHPLACE: WILLINGBORO, N.J.
- UNCLE: HENRY JACKSON
- PREP COACH: JAY CORBY



**HUBERT'S CAREER HIGHS**

- POINTS: 6 VS. MISSISSIPPI STATE (11/19/12)
- REBOUNDS: 8 VS. EVANSVILLE (12/6/11)
- BLOCKS: 5 VS. GEORGIA TECH (1/23/13)
- STEALS: 2 VS. MARYLAND (11/19/13)

Desmond Hubert, Game-by-Game												
	FG	3FG	FT	REB	PF	PTS	A	TO	B	S	MP	
2011-12												
vs. Michigan State	0-0	0-0	0-0	0-0-0	0	0	0	0	0	0	1	
at UNC Asheville	0-0	0-0	0-0	0-0-0	0	0	0	0	0	0	2	
Miss. Valley State	0-1	0-0	0-0	2-1-3	1	1	1	0	0	0	8	
Tennessee State	1-1	0-0	0-0	2-2-4	0	2	1	0	0	1	5	
vs. South Carolina	0-0	0-0	0-0	0-0-0	0	0	0	0	0	0	1	
vs. UNLV	0-0	0-0	1-2	1-0-1	0	1	0	0	0	0	1	
Wisconsin				DNP								
at Kentucky				DNP								
Evansville	1-2	0-0	0-2	3-5-8	3	2	0	1	2	0	13	
Long Beach State				DNP								
Appalachian State	1-1	0-0	0-1	1-0-1	0	2	0	2	2	0	8	
Nicholls	1-2	0-0	0-2	0-2-2	0	2	1	0	2	0	9	
Texas	0-1	0-0	0-0	0-0-0	0	0	0	0	0	0	1	
Elon	1-1	0-0	0-2	1-2-3	2	2	0	1	0	0	10	
Monmouth	0-0	0-0	0-0	1-1-2	1	1	0	0	0	0	4	
Boston College	0-0	0-0	0-0	0-1-1	0	0	0	0	0	0	1	
Miami	0-0	0-0	0-0	0-0-0	1	0	0	2	0	0	5	
at Florida State				DNP								
at Virginia Tech				DNP								
NC State	0-1	0-0	0-2	3-2-5	1	0	0	1	0	0	13	
Georgia Tech	1-2	0-0	0-0	1-0-1	2	2	1	0	0	0	4	
at Wake Forest	0-1	0-0	0-0	0-0-0	0	0	0	0	0	0	1	
at Maryland				DNP								
Duke	0-0	0-0	0-0	0-0-0	0	0	1	0	0	0	0+	
Virginia				DNP								
at Miami				DNP								
Clemson	2-2	0-0	0-0	2-0-2	0	4	0	0	1	1	7	
at NC State				DNP								
at Virginia				DNP								
Maryland	0-2	0-0	0-0	1-0-1	1	0	0	0	0	0	6	
at Duke				DNP								
vs. Maryland (ACC)	0-0	0-0	0-2	1-0-1	4	0	0	0	0	1	6	
vs. NC State	0-0	0-0	0-0	1-0-1	0	0	0	0	0	0	5	
vs. Florida State	0-0	0-0	0-0	0-0-0	0	0	0	0	0	0	3	
vs. Vermont (NCAA)	0-1	0-0	0-0	0-0-0	2	0	0	0	0	0	9	
vs. Creighton	0-0	0-0	0-0	1-0-1	0	0	0	1	0	0	1	
vs. Ohio				DNP								
vs. Kansas				DNP								
2012-13												
Gardner-Webb*	0-2	0-0	0-2	2-2-4	3	0	0	2	1	0	13	
Florida Atlantic*	0-0	0-0	0-2	2-1-3	0	0	1	2	2	0	14	
at Long Beach*	0-1	0-0	0-0	2-1-3	0	0	0	0	2	1	11	
vs. Miss. State*	3-3	0-0	0-1	1-1-2	1	6	0	0	2	0	17	
vs. Butler*	0-1	0-0	0-0	0-0-0	0	0	0	0	0	0	5	
vs. Chaminade	0-0	0-0	0-2	1-1-2	0	0	0	0	1	0	6	
at Indiana*	0-0	0-0	0-0	0-0-0	0	0	1	0	1	0	7	
UAB	1-1	0-0	0-0	0-2-2	0	2	0	0	0	0	7	
E Tennessee St	1-2	0-0	0-0	0-2-2	1	2	0	0	0	0	11	
East Carolina	0-0	0-0	0-0	0-0-0	0	0	0	0	0	0	8	
at Texas	0-1	0-0	0-0	1-0-1	1	0	0	1	0	0	8	
McNeese State*	1-1	0-0	0-0	2-3-5	2	2	0	4	0	0	10	
UNLV*	1-1	0-0	1-2	0-3-3	0	3	0	1	3	1	20	
at Virginia*	1-2	0-0	1-2	0-2-2	2	3	0	0	0	0	19	
Miami*	0-1	0-0	1-2	2-0-2	0	1	0	0	1	0	12	
at Fla. State*	2-2	0-0	0-0	0-1-1	2	4	0	0	0	0	12	
Maryland*	0-1	0-0	0-0	1-1-2	3	0	0	0	2	2	14	
Georgia Tech*	0-3	0-0	0-1	1-5-6	0	0	0	0	5	1	22	
at NC State*	0-0	0-0	0-0	0-0-0	0	0	0	0	1	1	10	
at Boston College*	2-2	0-0	0-0	1-1-2	1	4	0	0	0	0	13	
Virginia Tech*	1-2	0-0	0-0	2-1-3	0	2	0	0	1	0	14	
Wake Forest*	1-2	0-0	0-0	1-1-2	2	2	1	0	0	1	11	
at Miami*	1-1	0-0	0-0	1-0-1	0	2	0	0	1	0	12	
at Duke	0-0	0-0	0-0	0-0-0	0	0	0	0	0	0	1	
Virginia	0-0	0-0	0-0	0-0-0	0	0	0	0	0	0	1	
at Georgia Tech	0-0	0-0	0-0	0-0-0	0	0	0	1	0	0	4	
NC State	0-0	0-0	0-0	0-0-0	0	0	0	0	2	0	4	
at Clemson	0-0	0-0	0-0	0-3-3	1	0	0	1	0	0	7	
Fla. State	1-1	0-0	0-0	1-1-2	1	2	0	1	0	0	3	
at Maryland	0-0	0-0	0-0	0-0-0	1	0	0	0	2	0	12	
Duke	1-2	0-0	0-0	2-1-3	0	2	0	0	0	0	3	
vs. FSU (ACC)	1-1	0-0	0-0	0-1-1	0	2	0	0	2	0	10	
vs. Maryland	1-1	0-0	0-0	2-0-2	3	2	1	0	1	0	6	
vs. Miami	0-0	0-0	0-0	0-0-0	0	0	0	0	0	0	2	
vs. Villanova (NCAA)	0-1	0-0	0-0	1-0-1	1	0	0	0	0	0	7	
vs. Kansas	0-0	0-0	0-0	0-0-0	1	0	0	0	0	0	2	
2013-14												
Oakland	1-1	0-0	0-0	0-0-0	0	2	0	0	0	0	5	
Holy Cross	0-0	0-0	0-0	1-1-2	2	0	0	0	1	0	6	
Belmont	0-0	0-0	0-0	0-1-1	2	0	0	0	0	0	2	
vs. Richmond	0-0	0-0	0-0	0-0-0	0	2	0	0	0	0	4	
vs. Louisville	0-0	0-0	2-2	0-1-1	0	2	0	1	0	0	4	
at UAB	0-0	0-0	0-0	0-0-0	0	0	0	0	0	0	2	
at Michigan State	1-1	0-0	0-0	1-0-1	1	2	0	1	0	0	6	
UNCG	0-0	0-0	0-0	0-0-0	1	0	0	0	0	0	7	
Kentucky	1-2	0-0	0-0	1-0-1	0	2	0	1	0	0	6	
Texas	0-0	0-0	0-0	0-1-1	1	0	0	0	0	0	8	
Davidson	0-1	0-0	0-0	1-1-2	0	0	0	1	0	0	4	
Northern Kentucky	0-0	0-0	1-2	0-0-0	1	1	1	1	3	0	11	
UNCW	1-1	0-0	0-0	1-1-2	1	2	0	1	0	0	11	
at Wake Forest	0-1	0-0	0-0	1-0-1	2	0	0	0	0	0	7	
Miami	0-0	0-0	1-2	0-0-0	0	1	0	0	0	0	2	
at Syracuse				DNP (concussion)								
Boston College				DNP (concussion)								
at Virginia				DNP (concussion)								
Clemson	0-0	0-0	0-0	1-1-2	0	0	0	0	1	0	4	
at Georgia Tech	0-0	0-0	0-0	0-0-0	0	0	0	0	0	0	5	
NC State	0-1	0-0	0-0	1-1-2	0	0	0	0	1	0	3	
Maryland	0-0	0-0	0-0	0-0-0	0	0	0	0	1	0	2	
at Notre Dame	0-0	0-0	0-0	1-0-1	0	0	0	0	0	0	6	
Pittsburgh	0-1	0-0	0-0	0-0-0	0	0	0	0	1	0	3	
at Florida State	1-1	0-0	0-1	1-1-2	0	2	1	0	1	0	7	
Duke	1-2	0-0	0-6	3-2-5	1	2	0	0	1	0	11	
Wake Forest	0-0	0-0	1-1	0-0-0	1	1	0	0	0	0	7	
at NC State	0-0	0-0	0-0	0-0-0	0	0	0	0	0	0	4	
at Virginia Tech	1-2	0-0	0-0	2-2-4	3	2	0	0	1	0	14	
Notre Dame	0-0	0-0	0-2	1-1-2	0	0	1	0	0	0	8	
at Duke	0-0	0-0	0-0	0-0-0	0	0	0	0	0	0	10	
vs. Pitt (ACC)	0-0	0-0	0-0	0-1-1	0	0	0	0	1	0	7	
vs. Providence (NCAA)	0-1	0-0	0-0	1-2-3	2	0	0	1	0	0	11	
vs. Iowa St (NCAA)	0-0	0-0	0-0	0-0-0	1	0	0	1	0	0	2	



*J.S.*  
#21

# #21 JACKSON SIMMONS

SR • F • 6-7 • 225 • WEBSTER, N.C. • EXERCISE & SPORT SCIENCE MAJOR

## CAREER

A former walk-on who has earned playing time at key moments of big games with his defense and rebounding • Has 106 points and 106 rebounds in 87 career games • Scored a career-high eight points at Florida State and at Boston College as a sophomore.

## JUNIOR SEASON (2013-14)

Averaged 5.8 minutes a game • Made 11 of 20 shots from the floor (.550) • Played 12 minutes (season high in ACC play) at Florida State • Dove on floor late in the first half to get an offensive rebound, then fed Kennedy Meeks for a layup • Earned his first career start on 1/18/14 against Boston College but took an elbow in the forehead from J.P. Tokoto less than two minutes into the game • Received four stitches but later returned to the game • Had four points and five rebounds against Texas • Graded out as UNC's top defender in win over Kentucky, when he was matched up in a number of possessions against Julius Randle • Scored four second-half points

in win over Louisville, including a turnaround, jump hook as the shot clock ran down.

## SOPHOMORE SEASON (2012-13)

Played in 32 games • Scored 18 points through UNC's first 15 games, then had 36 points in the next eight games • Made 21 of his last 27 field goal attempts • Finished the year 25 for 38 from the floor (.658).

Played 11 minutes and had three rebounds in the NCAA Tournament win over Villanova • Matched his career scoring high with eight points in a career-high

21 minutes in the win at Boston College • Celebrated his 20th birthday with a win at Florida State • Scored a career-high eight points and added four offensive rebounds and scored the go-ahead and game-winning points at FSU.

## FRESHMAN SEASON (2011-12)

Played in 23 games as a freshman • Had 15 points and 17 rebounds • Had a season-high four points vs. Maryland and a season-high four rebounds vs. Nicholls.


## PREP

The 2011 Western North Carolina Player of the Year by the Asheville Citizen-Times • AP all-state

selection • Played for Coach Jimmy Cleveland • Set the N.C. prep record for career rebounds with 1,554 and was the leading scorer in Smoky Mountain HS history with 1,916 points • Averaged 25.4 points and 16.9 rebounds per game as a senior • Two-year team captain • Earned MVP honors with 19 points and 15 rebounds in the North Carolina East-West All-Star Game • Also played in the Jordan Brand Classic.

## PERSONAL

Born Jackson Brett Simmons • Birthday is Jan. 12 • Born in Webster, N.C. • Son of Si and Cindi Simmons, both of whom teach at Smoky Mountain HS • Both parents played basketball at Western Carolina University and Cindi is a member of the WCU Athletic Hall of Fame • Inducted into the National Honor Society with a 4.2 grade point average • A member of the show choir that won three national championships • Majoring in exercise and sport science with a concentration in sport administration.




### SIMMONS' CAREER STATISTICS

YEAR	GP-GS	MIN	AVG	FGM-A	PCT	3FGM-A	PCT	FTM-A	PCT	OFF	DEF	REB	AVG	A	TO	B	S	PTS	AVG
2011-12	23-0	42	1.8	7-17	.412	0-0	—	1-4	.250	6	11	17	0.7	1	2	1	1	15	0.7
2012-13	32-0	234	7.3	25-38	.658	0-0	—	9-14	.643	28	27	55	1.7	8	6	4	2	59	1.8
2013-14	32-1	184	5.8	11-20	.550	0-0	—	10-20	.500	13	21	34	1.1	9	4	1	5	32	1.0
TOTALS	87-1	460	5.3	43-75	.573	0-0	—	20-38	.526	47	59	106	1.2	18	12	6	8	106	1.2

Peyton Williams

# JACKSON SIMMONS



**THE SIMMONS FILE**

- NAME: JACKSON BRETT SIMMONS
- BIRTHDAY: JANUARY 12
- BIRTHPLACE: WEBSTER, N.C.
- PARENTS: SI & CINDI SIMMONS
- PREP COACH: JIMMY CLEAVELAND



**SIMMONS' CAREER HIGHS**

- POINTS: 8 AT FLORIDA STATE (1/12/13) & AT BOSTON COLLEGE (1/29/13)
- REBOUNDS: 5 ON TWO OCCASIONS
- ASSISTS: 2 ON TWO OCCASIONS
- STEALS: 2 VS. CHAMINADE (11/21/12)

**Jackson Simmons, Game-by-Game**

2011-12	Game	FG	3FG	FT	REB	PF	PTS	A	TO	B	S	MP
	vs. Michigan State											
	at UNC Asheville	0-0	0-0	0-0	0-1-1	0	0	0	0	0	0	2
	Miss. Valley State	1-1	0-0	0-0	0-0-0	0	2	1	0	0	0	3
	Tennessee State	1-1	0-0	0-0	0-0-0	0	2	0	0	0	0	3
	vs. South Carolina	0-0	0-0	0-0	1-0-1	0	0	0	1	0	0	1
	vs. UNLV	0-1	0-0	0-0	0-0-0	0	0	0	0	0	0	0+
	Wisconsin				DNP							
	at Kentucky				DNP							
	Evansville	1-2	0-0	0-0	1-2-3	0	2	0	0	0	0	5
	Long Beach State				DNP							
	Appalachian State	0-0	0-0	0-0	0-0-0	0	0	0	0	0	0	1
	Nicholls	1-3	0-0	1-2	2-2-4	0	3	0	1	1	0	3
	Texas	0-0	0-0	0-2	1-0-1	0	0	0	0	0	0	1
	Elon	0-1	0-0	0-0	0-1-1	0	0	0	0	0	0	3
	Monmouth	0-1	0-0	0-0	0-0-0	0	0	0	0	0	0	3
	Boston College	0-0	0-0	0-0	0-0-0	0	0	0	0	0	0	1
	Miami	0-0	0-0	0-0	0-1-1	0	0	0	0	0	0	1
	at Florida State	0-1	0-0	0-0	0-0-0	1	0	0	0	0	0	3
	at Virginia Tech	0-0	0-0	0-0	0-0-0	0	0	0	0	0	0	1
	NC State	0-0	0-0	0-0	0-1-1	0	0	0	0	0	1	1
	Georgia Tech	0-0	0-0	0-0	0-0-0	0	0	0	0	0	0	1
	at Wake Forest	0-0	0-0	0-0	0-0-0	0	0	0	0	0	0	2
	at Maryland				DNP							
	Duke				DNP							
	Virginia				DNP							
	at Miami				DNP							
	Clemson	0-1	0-0	0-0	0-1-1	0	0	0	0	0	0	1
	at NC State				DNP							
	at Virginia				DNP							
	Maryland	2-3	0-0	0-0	1-1-2	0	4	0	0	0	0	2
	at Duke				DNP							
	vs. Maryland (ACC)	0-1	0-0	0-0	0-1-1	0	0	0	0	0	0	1
	vs. NC State				DNP							
	vs. Florida State				DNP							
	vs. Vermont (NCAA)	1-1	0-0	0-0	0-0-0	0	2	0	0	0	0	3
	vs. Creighton	0-0	0-0	0-0	0-0-0	0	0	0	0	0	0	1
	vs. Ohio				DNP							
	vs. Kansas				DNP							
	<b>2012-13</b>											
	Gardner-Webb	1-3	0-0	0-0	2-2-4	1	2	1	0	0	0	7
	Florida Atlantic	0-0	0-0	0-0	0-1-1	0	0	0	0	0	0	6
	at Long Beach	0-0	0-0	0-0	0-0-0	0	0	0	0	0	0	1
	vs. Miss. State	1-1	0-0	0-0	0-2-2	0	2	1	0	0	0	6
	vs. Butler	0-0	0-0	0-0	0-1-1	1	0	0	0	0	0	4
	vs. Chaminade	2-2	0-0	0-0	0-1-1	0	4	0	0	0	2	7
	at Indiana	0-1	0-0	0-0	1-2-3	1	0	0	1	1	0	9
	UAB	0-1	0-0	2-2	1-1-2	1	2	0	0	1	0	5
	E Tennessee St	0-3	0-0	2-2	2-0-2	0	2	0	0	0	0	4
	East Carolina	0-0	0-0	0-0	0-0-0	0	0	0	0	0	0	0+
	at Texas				DNP							
	McNeese State	2-3	0-0	0-0	4-1-5	1	4	0	0	0	0	6
	UNLV				DNP							
	at Virginia				DNP							
	Miami	1-1	0-0	0-0	0-1-1	0	2	1	0	0	0	3
	at Fla. State	3-3	0-0	2-2	4-0-4	0	8	1	1	1	0	15
	Maryland	0-0	0-0	0-0	0-0-0	0	0	0	1	0	0	7
	Georgia Tech	2-2	0-0	2-2	1-0-1	0	6	0	0	0	0	8
	at NC State	2-2	0-0	0-0	1-1-2	2	4	0	0	1	0	15
	at Boston College	4-5	0-0	0-0	3-1-4	1	8	1	1	0	0	21
	Virginia Tech	1-2	0-0	0-2	1-2-3	4	2	0	1	0	0	18
	Wake Forest	2-3	0-0	0-0	2-1-3	2	4	0	1	0	0	13
	at Miami	2-2	0-0	0-0	2-3-5	2	4	2	0	0	0	13
	at Duke	0-0	0-0	0-0	0-0-0	1	0	0	0	0	0	4
	Virginia	0-0	0-0	0-0	0-1-1	1	0	0	0	0	0	8
	at Georgia Tech	0-0	0-0	0-0	0-1-1	1	0	0	0	0	0	7
	NC State	0-0	0-0	0-0	0-0-0	0	0	0	0	0	0	4
	at Clemson	0-0	0-0	0-0	0-0-0	0	0	0	0	0	0	7
	Fla. State	0-1	0-0	0-0	1-1-2	2	0	1	0	0	0	6
	at Maryland				DNP							
	Duke	0-0	0-0	0-0	0-0-0	0	0	0	0	0	0	2
	vs. FSU (ACC)	1-1	0-0	0-0	1-2-3	1	2	0	0	0	0	11
	vs. Maryland (ACC)	0-0	0-0	0-0	0-0-0	0	0	0	0	0	0	1
	vs. Miami (ACC)	0-0	0-0	0-0	0-0-0	0	0	0	0	0	0	1
	vs. Villanova (NCAA)	0-1	0-0	1-4	1-2-3	2	1	0	0	0	0	11
	vs. Kansas	1-1	0-0	0-0	1-0-1	1	2	0	0	0	0	4
	<b>2013-14</b>											
	Oakland	1-1	0-0	0-0	0-0-0	2	2	1	0	0	0	5
	Holy Cross	0-0	0-0	0-0	0-1-1	2	0	0	0	0	0	4
	Belmont	0-1	0-0	0-0	0-0-0	2	0	0	1	0	0	5
	vs. Richmond	0-0	0-0	3-5	0-3-3	1	3	2	0	0	0	10
	vs. Louisville	2-2	0-0	0-0	0-0-0	0	4	0	0	0	0	5
	at UAB	1-2	0-0	0-0	1-1-2	0	2	0	0	0	1	6
	Michigan State	0-0	0-0	0-0	0-1-1	1	0	0	0	0	0	3
	UNCG	0-1	0-0	0-1	0-1-1	1	0	0	1	0	0	8
	Kentucky	0-0	0-0	0-4	1-0-1	2	0	0	0	0	1	8
	Texas	1-2	0-0	2-2	3-2-5	1	4	0	0	0	0	14
	Davidson	1-2	0-0	2-4	0-2-2	0	4	0	0	1	0	14
	Northern Kentucky	1-1	0-0	0-0	0-2-2	2	2	0	1	0	1	9
	UNCW	1-1	0-0	0-0	1-0-1	1	2	0	1	0	0	6
	at Wake Forest	0-1	0-0	0-0	2-0-2	0	0	1	0	0	0	7
	Miami	0-0	0-0	0-0	1-1-2	0	0	0	0	0	0	6
	at Syracuse	1-2	0-0	0-0	1-2-3	0	2	1	0	0	0	10
	Boston College*	0-0	0-0	0-0	0-0-0	1	0	1	0	0	0	8
	at Virginia	0-0	0-0	0-0	0-0-0	0	0	0	0	0	0	3
	Clemson	0-0	0-0	0-0	0-0-0	0	0	0	0	0	0	2
	at Georgia Tech				DNP							
	NC State	0-0	0-0	0-0	1-1-2	0	0	1	0	0	0	6
	Maryland	0-0	0-0	0-0	0-0-0	1	0	0	0	0	1	5
	at Notre Dame	0-0	0-0	0-0	0-2-2	0	0	0	0	0	0	3
	Pittsburgh	0-0	0-0	0-0	0-0-0	0	0	0	0	0	0	3
	at Florida State	0-1	0-0	0-0	1-0-1	1	0	1	0	0	0	12
	Duke	0-0	0-0	0-0	0-2-2	0	0	0	0	0	0	2
	Wake Forest	2-2	0-0	2-2	1-0-1	1	6	0	0	0	0	4
	at NC State	0-0	0-0	0-0	0-0-0	1	0	0	0	0	0	1
	at Virginia Tech	0-0	0-0	0-0	0-0-0	0	0	0	0	0	0	0+
	Notre Dame				DNP							
	at Duke	0-0	0-0	0-0	0-0-0	0	0	1	0	0	0	4
	vs. Pitt (ACC)	0-0	0-0	1-2	0-0-0	1	1	0	0	0	0	5
	vs. Providence (NCAA)	0-1	0-0	0-0	0-0-0	0	0	0	0	0	0	1
	vs. Iowa St (NCAA)	0-0	0-0	0-0	0-0-0	1	0	0	0	0	0	5





*Joel James*

# #42 JOEL JAMES

JR • F • 6-10 • 280 • WEST PALM BEACH, FLA. • HISTORY MAJOR

## CAREER

Started 13 games last season in the post • A big, physical forward who continues to develop his skills despite getting a late start on the hardwood • Did not play organized basketball until his sophomore year of high school • Switched to uniform No. 42 in the summer of 2013 • Shed 60 pounds during his senior year of high school • Has made 16 career starts • Career bests are 11 points against Florida Atlantic on 11/11/12 and nine rebounds at Long Beach State on 11/16/12.

## SOPHOMORE SEASON (2013-14)

Averaged 2.7 rebounds per game • Made 19 of 49 shots from the floor (.388) and 14 of 18 from the free throw line (.778) • Scored two field goals and had two offensive boards in home win over Notre Dame • Had two field goals in the previous 16 games • Grabbed two offensive rebounds at NC State • Grabbed four rebounds in 11 minutes at Georgia Tech • Returned to action in the Miami game, scoring four points and grabbing five rebounds in eight minutes • Was

ejected early in the second half after catching a Miami player with an elbow on an attempted rebound • Did not play in four games due to a sprained right medial collateral ligament (knee) less than a minute into the Texas game • Grabbed four offensive boards vs. UNCG • Carolina's defensive player of the game in the win at #1 Michigan State • Had five points and six rebounds against Louisville • Basket and three-point play early in the second half was a key play after Louisville jumped out to a four-point lead • Grabbed eight rebounds in 14 minutes against Oakland.

## FRESHMAN SEASON (2012-13)

Played in 30 games and made three starts • Averaged 2.3 points and 2.4 rebounds • Made 30 of 58 shots from the floor (.517) • Grabbed five or more rebounds in six games • Scored 24 points in ACC regular-season play • Didn't dress out for three games due to a concussion he suffered against

Wake Forest on Feb. 5th.

Scored six points and had four rebounds and two steals in his college debut against Gardner-Webb • Season high 11 points and eight boards against Florida Atlantic • Grabbed a season high nine rebounds in road win at Long Beach • Made his first of three starts against UAB on Dec. 1st • Scored four points in win over Maryland, making two field goals for the first time since Dec. 8th • Had four points and two blocked shots in the home victory over Georgia

Tech • Scored eight points at NC State, his highest scoring output since he had 11 in the second game of the season • Pulled down an ACC-high five rebounds against Wake Forest.

## PREP

Played for coach Fred Ross at William T. Dwyer High School in Palm Beach Gardens, Fla. • Averaged 15 points, 12.5 rebounds and 2.3 blocked shots per game and shot 63 percent from the floor as a senior • Played in the All-American Championship post-season all-star game in New Orleans • Attended the U.S. U-18 national team training camp in Colorado Springs in June 2012 • Won a state championship as a junior • Did not play organized basketball until his sophomore year.

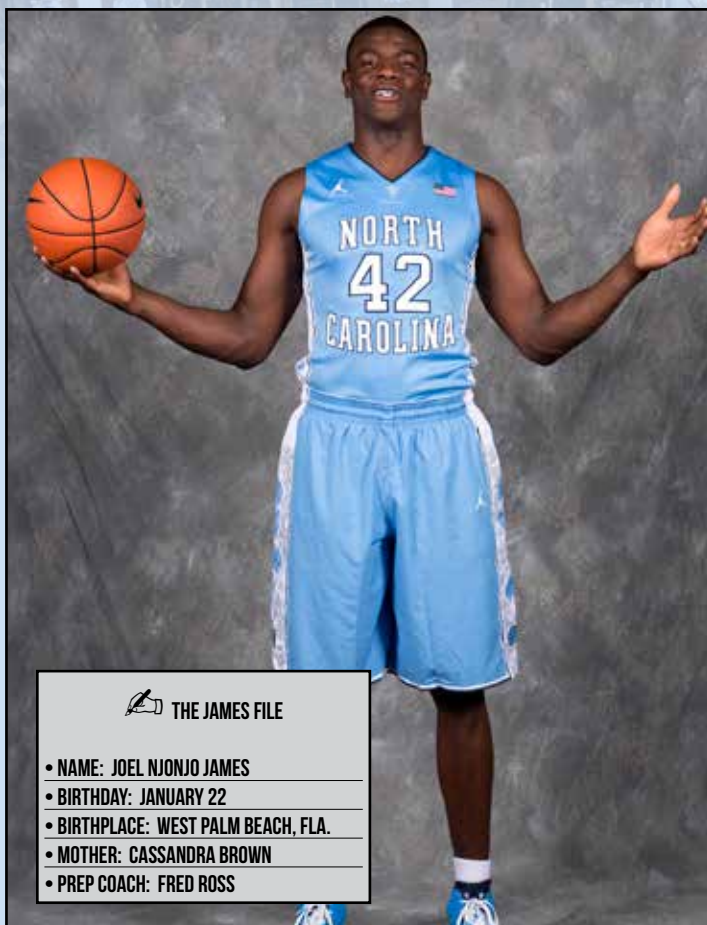
## PERSONAL

Joel Njonjo James is the son of Cassandra Brown • Birthday is Jan. 22 • Born in West Palm Beach, Fla. • Majoring in history.



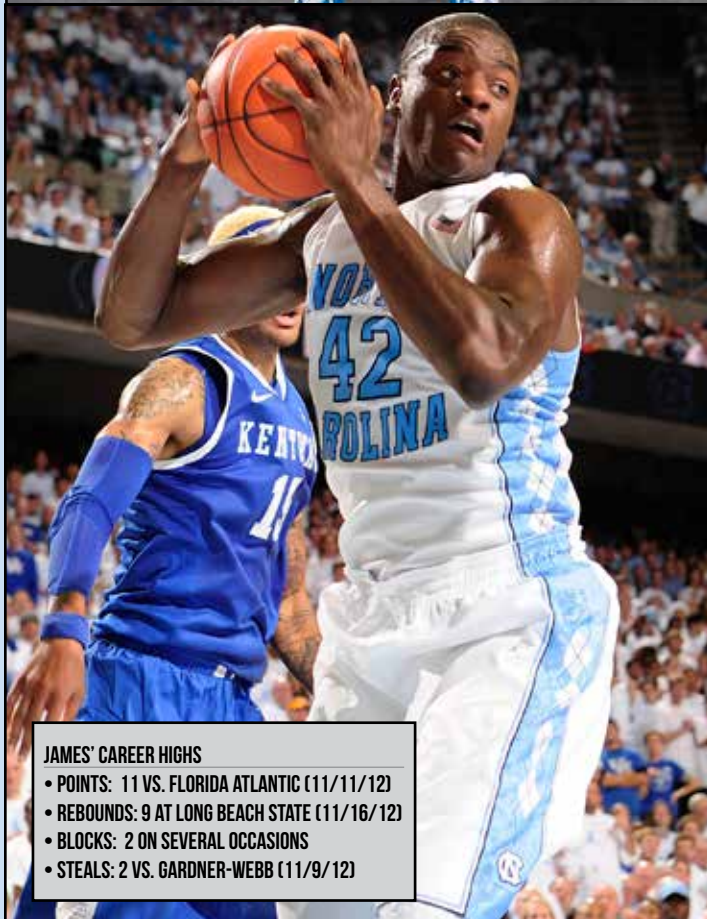
### JAMES' CAREER STATISTICS

YEAR	GP-GS	MIN	AVG	FGM-A	PCT	3FGM-A	PCT	FTM-A	PCT	OFF	DEF	REB	AVG	A	TO	B	S	PTS	AVG
2012-13	30-3	281	9.4	30-58	.517	0-0	—	9-16	.563	27	45	72	2.4	6	20	10	7	69	2.3
2013-14	30-13	236	7.9	19-49	.388	0-0	—	14-18	.778	30	51	81	2.7	6	18	4	2	52	1.7
TOTALS	60-16	517	8.6	49-107	.458	0-0	—	23-34	.676	57	96	153	2.6	12	38	14	9	121	2.0



THE JAMES FILE

- NAME: JOEL NJONJO JAMES
- BIRTHDAY: JANUARY 22
- BIRTHPLACE: WEST PALM BEACH, FLA.
- MOTHER: CASSANDRA BROWN
- PREP COACH: FRED ROSS



JAMES' CAREER HIGHS

- POINTS: 11 VS. FLORIDA ATLANTIC (11/11/12)
- REBOUNDS: 9 AT LONG BEACH STATE (11/16/12)
- BLOCKS: 2 ON SEVERAL OCCASIONS
- STEALS: 2 VS. GARDNER-WEBB (11/9/12)

*Joel James, Game-by-Game*

2012-13	FG	3FG	FT	REB	PF	PTS	A	TO	B	S	MP
Gardner-Webb	3-3	0-0	0-0	2-2-4	4	6	0	4	0	2	28
Florida Atlantic	4-5	0-0	3-6	4-4-8	2	11	1	2	0	1	18
at Long Beach	1-4	0-0	1-2	4-5-9	3	3	1	0	2	0	22
vs. Miss. State	1-3	0-0	0-0	2-5-7	3	2	0	0	2	1	19
vs. Butler	1-1	0-0	0-0	0-1-1	0	2	0	1	0	0	11
vs. Chaminade	1-1	0-0	2-2	2-4-6	2	4	0	1	1	1	17
at Indiana	1-4	0-0	0-1	0-2-2	1	2	0	1	0	0	16
UAB*	1-3	0-0	0-0	2-1-3	0	2	1	1	1	0	12
E Tennessee St*	2-3	0-0	1-1	0-2-2	2	5	1	1	1	1	20
East Carolina	1-4	0-0	0-0	0-1-1	0	2	0	0	0	0	8
at Texas*	0-0	0-0	0-0	1-0-1	0	0	0	4	1	0	7
McNeese State	1-1	0-0	2-2	2-3-5	2	4	0	0	0	0	10
UNLV	0-1	0-0	0-0	0-0-0	2	0	0	2	0	0	3
at Virginia	0-1	0-0	0-2	0-4-4	1	0	0	2	0	0	9
Miami	1-1	0-0	0-0	0-1-1	0	2	0	0	0	0	4
at Fla. State	0-1	0-0	0-0	0-1-1	3	0	0	0	0	0	4
Maryland	2-5	0-0	0-0	1-0-1	1	4	0	0	0	0	11
Georgia Tech	2-3	0-0	0-0	1-0-1	0	4	1	0	2	1	10
at NC State	4-5	0-0	0-0	1-1-2	1	8	0	0	0	0	12
at Boston College	0-0	0-0	0-0	0-0-0	0	0	0	0	0	0	2
Virginia Tech	0-1	0-0	0-0	1-2-3	0	0	0	0	0	0	6
Wake Forest	1-3	0-0	0-0	1-4-5	2	2	0	2	0	1	15
at Miami	0-1	0-0	0-0	0-0-0	2	0	0	2	0	0	9
at Duke											DNP – concussion
Virginia											DNP – concussion
at Georgia Tech											DNP – concussion
NC State											DNP
at Clemson	0-0	0-0	0-0	0-0-0	0	0	0	1	0	0	2
Fla. State	1-1	0-0	0-0	0-0-0	1	2	0	0	0	0	4
at Maryland											DNP
Duke	1-1	0-0	0-0	1-1-2	2	2	0	0	0	0	4
vs. FSU (ACC)	0-0	0-0	0-0	0-0-0	1	0	0	0	0	0	2
vs. Maryland	1-1	0-0	0-0	1-1-2	0	2	0	0	0	0	4
vs. Miami	0-0	0-0	0-0	1-0-1	0	0	0	0	0	0	5
vs. Villanova (NCAA)											DNP
vs. Kansas	0-0	0-0	0-0	0-0-0	0	0	0	0	0	0	1
<b>2013-14</b>	<b>FG</b>	<b>3FG</b>	<b>FT</b>	<b>REB</b>	<b>PF</b>	<b>PTS</b>	<b>A</b>	<b>TO</b>	<b>B</b>	<b>S</b>	<b>MP</b>
Oakland*	1-3	0-0	2-3	3-5-8	2	4	0	1	0	0	14
Holy Cross*	2-3	0-0	0-0	0-2-2	2	4	0	2	0	0	14
Belmont*	2-3	0-0	0-0	1-2-3	1	4	0	0	0	0	11
vs. Richmond*	1-4	0-0	1-2	2-1-3	0	3	2	1	0	0	12
vs. Louisville*	2-4	0-0	1-1	1-5-6	1	5	0	0	0	0	11
at UAB*	2-3	0-0	0-0	1-5-6	1	4	0	0	2	0	18
at Michigan State*	0-2	0-0	2-2	1-4-5	3	2	0	1	0	1	16
UNCG*	3-7	0-0	0-0	4-1-5	3	6	0	1	0	0	16
Kentucky*	2-4	0-0	1-2	2-3-5	2	5	0	0	0	0	13
Texas*	0-0	0-0	0-0	0-0-0	0	0	0	0	0	0	0+
Davidson											DNP (right knee)
Northern Kentucky											DNP (right knee)
UNCW											DNP (right knee)
at Wake Forest											DNP (right knee)
Miami*	1-1	0-0	2-2	2-3-5	3	4	0	1	0	0	8
at Syracuse*	0-2	0-0	0-0	0-3-3	2	0	1	1	0	0	10
Boston College	0-1	0-0	0-0	0-1-1	0	0	0	0	0	0	4
at Virginia*	0-1	0-0	0-0	2-1-3	1	0	1	2	0	0	12
Clemson	0-1	0-0	0-0	2-0-2	3	0	1	1	0	0	5
at Georgia Tech	1-3	0-0	0-0	1-3-4	0	2	1	0	0	0	11
NC State	0-0	0-0	0-0	0-3-3	1	0	0	0	1	0	5
Maryland	0-1	0-0	0-0	0-3-3	3	0	0	1	0	0	6
at Notre Dame	0-0	0-0	0-0	0-0-0	1	0	0	0	0	0	4
Pitt	0-0	0-0	0-0	1-0-1	0	0	0	1	0	0	2
at Florida State	0-1	0-0	0-0	1-1-2	1	0	0	2	0	0	3
Duke	0-0	0-0	2-2	0-0-0	0	2	0	0	0	0	2
Wake Forest	0-0	0-0	0-0	0-2-2	3	0	0	0	1	0	11
at NC State	0-0	0-0	0-0	2-0-2	1	0	0	0	0	0	3
at Virginia Tech	0-1	0-0	0-0	1-1-2	2	0	0	1	0	0	8
Notre Dame	2-2	0-0	1-1	2-0-2	0	5	0	0	0	1	4
at Duke											DNP
vs. Pitt (ACC)	0-0	0-0	0-1	0-2-2	1	0	0	1	0	0	3
vs. Providence (NCAA)	0-1	0-0	0-0	1-0-1	1	0	0	0	0	0	4
vs. Iowa St (NCAA)	0-1	0-0	0-0	0-0-0	0	0	0	0	0	0	3



*Brice Johnson*  
#11

# #11 BRICE JOHNSON

JR • F • 6-9 • 228 • ORANGEBURG, S.C. • EXERCISE & SPORT SCIENCE MAJOR

Has gained over 40 pounds in two years with hard work in the weight room since enrolling at Carolina • Arrived in Chapel Hill at 187 lbs. and weighed in at 228 this preseason • Was one of the ACC's top sixth men last year but is poised to move into the starting lineup with the departure of James Michael McAdoo • UNC's second-best scorer and top rebounder returning from last season • A smooth shooter with plenty of athleticism who could be Carolina's top offensive big man • Named one of the Sporting News' Dynamic Dozen players who can impact their team's fate in 2014-15.

## CAREER

Has 28 career double-figure scoring games and two double-doubles • Shooting 54.4 percent from the floor in 70 career contests.

## SOPHOMORE SEASON (2013-14)

Led UNC in field goal percentage and blocks, was second in rebounding and fourth in scoring • Finished third in media voting for the ACC's top sixth man • Won the Brad Daugherty Award for the team's highest field goal percent-

age and the Brendan Haywood Award for most blocked shots • Closed the season on a tear, scoring in double figures in 10 of 13 games before being limited to just two minutes of action in the season finale against Iowa State (due to a sprained ankle) • Converted 23 of 31 field goal attempts in his last four games • Went 62 for 94 from the floor in the last 13 games (.660) • Reached double figures in scoring 19 times, including 10 of the last 14 outings • Had at least two blocks in 13 games, including five in the win over Pitt.

Suffered a sprained right ankle with 14:41 to play in the first half and was unable to return in the loss to Iowa State in the NCAA Tournament • Had two points and two offensive rebounds in just two minutes of action before suffering the injury, which occurred when he stepped on the foot of another player • Played an outstanding game against Providence in the NCAA second round with 16 points, eight rebounds and four blocked shots • Grabbed four

offensive rebounds and scored on all four second-chance opportunities for eight points • Started Carolina's rally from seven points down with under five minutes to play with a pair of field goals that cut the Friars' lead to three • Earlier he hit two free throws after a media timeout that tied the game at 60, UNC's first points after an 11-0 Providence run.


## ACC HIGHLIGHTS

Tied his career high with eight field goals (in nine attempts) and had 16 points (eight in both halves) and six rebounds in

UNC's 20 total rebounds against the Blue Devils • Reverse layup with 2:25 to play was one of the game's biggest baskets in UNC's 63-61 win over Notre Dame • Scored UNC's only two field goals in the first nine minutes of the second half vs. the Irish • Had 10 points on 5 of 8 shooting at



loss to Pitt • Had 15 points (his highest output in nine games), a team-high nine rebounds and two steals at Duke as he made 7 of 9 shots from the floor • Scored 10 of his 15 points in the first half at Cameron • Grabbed nine of



Peyton Williams

## JOHNSON'S CAREER STATISTICS

YEAR	GP-GS	MIN	AVG	FGM-A	PCT	3FGM-A	PCT	FTM-A	PCT	OFF	DEF	REB	AVG	A	TO	B	S	PTS	AVG
2012-13	36-2	380	10.6	90-176	.511	0-0	—	15-26	.577	33	82	115	3.2	10	19	19	17	195	5.4
2013-14	34-2	661	19.4	150-265	.566	0-0	—	51-82	.622	77	132	209	6.1	30	40	43	25	351	10.3
TOTALS	70-4	1041	14.9	240-441	.544	0-0	—	66-108	.611	110	214	324	4.6	40	59	62	42	546	7.8

## BRICE JOHNSON

NC State and set a great screen on Marcus Paige's game-winning drive to the basket • Made 7 of 9 shots from the floor against Wake Forest • Limited to 14 minutes in win over Duke because of early foul trouble (had three in five first-half minutes) • Posted his second career double-double with 14 and 11 in win at Florida State • Blocked a career-high five shots and added 13 points and seven rebounds in win over #25 Pitt • Made all eight shots from the floor and finished with 19 points (11 in the second half) and seven rebounds vs. Maryland • Scored in double figures (10 pts) for the first time in seven games in the win over NC State • Scored six of his eight points and had two assists in the first half in the win at Georgia Tech • Was on the floor as UNC built a 10-point lead in the second half despite having two starters on the bench with four fouls • Had 12 points and nine rebounds at Wake Forest.

### PRE-ACC HIGHLIGHTS

Scored in double figures for the first time in five games with 14-point, 7-rebound, 3-assist, 2-steal effort vs. UNCW • Had 14 points, six rebounds and two blocks in win at #1 Michigan State • Scored consecutive baskets to break a 49-all tie to start a 16-3 UNC run against the Spartans • Earned all-tournament honors at the Hall of Fame Tip-off • Had 13 points in win over #3 Louisville • Scored a career-high 24 points and grabbed a career-best 12 rebounds (first double-double) vs. Richmond • Scored 14 second-half points vs. the Spiders • Grabbed a then-career-high nine rebounds vs. Belmont • Had 12 points, including six in a key 18-3 run, vs. Holy Cross • Scored 10 points and had five rebounds and a career-high four assists vs. Oakland.

### FRESHMAN SEASON (2012-13)

One of four players to appear in all 36 games • Averaged 5.4 points • Was the fourth-leading rebounder on the team with 3.2 per game • Scored in double figures nine times, but not in the last 21 games • Converted a team-high 51.1 percent from the floor,

earning him the Brad Daugherty Award • Was second on the team with 19 blocked shots • Averaged 4.1 points and 2.6 boards in ACC regular season play.

Played effectively in win over Virginia with six points and four rebounds and a steal in 11 minutes • Scored in double figures against Miami at home.


Made 6 of 8 shots for 12 points and added three offensive rebounds and three steals in win over UNLV • Had 12 points, eight rebounds and two assists against East Tennessee State • Scored eight of his 10 points in the first half at Indiana • Season-high 16 points on 7 of 8 shooting from the floor in his first start against Chaminade • Scored eight of his 10 points at Long Beach in the first half, also grabbing a season-high eight rebounds • Netted 12 points in 12 minutes against Florida Atlantic.

### PREP

Won Gatorade South Carolina Boys Basketball Player of the Year honors as a junior and senior • Parade All-America • Averaged 25.4 points, 14.3 rebounds, 8.3 blocks and three assists per game as a senior • Led Edisto to a 15-5 record and the second round of the Class 2-A Tournament • Averaged 23 points, 15 rebounds and five blocks in 2011 • Played for his dad at Edisto High School in Cordova, S.C. • Played in the Jordan Brand Classic • Two-time state champion in the high jump • Also played one year as a wide receiver • Member of the National Honor Society and Fellowship of Christian Athletes.

### PERSONAL

Born Jonathan Brice Johnson • Birthday is June 27 • Born in Orangeburg, S.C. • Son of Herman and Renee Johnson • Majoring in exercise and sport science in the sport administration program.



#### THE JOHNSON FILE

- NAME: JONATHAN BRICE JOHNSON
- BIRTHDAY: JUNE 27
- BIRTHPLACE: ORANGEBURG, S.C.
- PARENTS: HERMAN & RENEE JOHNSON
- PREP COACH: HERMAN JOHNSON



Grant Halverson

**JOHNSON'S CAREER HIGHS**

- POINTS: 24 VS. RICHMOND (11/23/13)
- REBOUNDS: 12 VS. RICHMOND (11/23/13)
- ASSISTS: 4 VS. OAKLAND (11/8/13)
- BLOCKS: 5 VS. PITT (2/15/14)
- STEALS: 3 ON TWO OCCASIONS

**Brice Johnson, Game-by-Game**

2012-13	FG	3FG	FT	REB	PF	PTS	A	TO	B	S	MP
Gardner-Webb	3-6	0-0	0-0	1-4	5	0	6	1	0	0	12
Florida Atlantic	5-9	0-0	2-3	3-1	4	3	12	1	1	0	12
at Long Beach	5-8	0-0	0-0	2-6	8	2	10	0	0	1	13
vs. Miss. State	1-6	0-0	0-0	2-6	8	1	2	0	0	2	14
vs. Butler	3-3	0-0	0-0	0-1	1	2	6	0	1	0	12
vs. Chaminade*	7-8	0-0	2-3	1-3	4	0	16	0	1	2	19
at Indiana	5-7	0-0	0-0	0-2	2	2	10	0	2	1	16
UAB	5-7	0-0	1-2	1-5	6	1	11	0	2	2	14
E Tennessee St	6-8	0-0	0-0	0-8	8	2	12	2	1	0	15
East Carolina*	2-4	0-0	1-2	0-4	4	3	5	0	0	1	15
at Texas	2-3	0-0	0-0	0-2	2	1	4	0	0	0	6
McNeese State	5-10	0-0	0-0	3-4	7	1	10	0	0	1	14
UNLV	6-8	0-0	0-2	3-1	4	3	12	0	2	0	15
at Virginia	1-2	0-0	0-0	1-1	2	1	2	1	1	1	10
Miami	5-8	0-0	0-1	2-1	3	2	10	1	1	1	18
at Fla. State	2-5	0-0	0-0	0-1	1	3	4	0	2	0	11
Maryland	1-6	0-0	0-0	1-1	2	1	2	0	0	1	8
Georgia Tech	1-5	0-0	2-2	0-5	5	0	4	2	0	1	13
at NC State	3-8	0-0	0-0	3-1	4	2	6	0	0	1	10
at Boston College	3-4	0-0	0-0	1-2	3	3	6	0	1	1	11
Virginia Tech	2-5	0-0	1-1	2-4	6	1	5	1	0	0	11
Wake Forest	3-6	0-0	0-0	0-4	4	3	6	0	0	0	14
at Miami	3-8	0-0	2-2	2-1	3	2	8	0	0	0	13
at Duke	0-2	0-0	0-0	0-1	1	0	0	0	1	0	4
Virginia	3-4	0-0	0-0	1-3	4	1	6	0	0	0	11
at Georgia Tech	1-2	0-0	0-0	0-2	2	2	2	1	0	0	7
NC State	2-4	0-0	0-0	0-1	1	2	4	0	0	1	7
at Clemson	0-2	0-0	2-4	0-0	0	1	2	0	0	0	8
Fla. State	1-2	0-0	0-0	0-1	1	2	0	0	0	1	8
at Maryland	1-3	0-0	2-2	2-1	3	0	4	0	0	0	7
Duke	0-2	0-0	0-2	2-0	2	2	0	0	1	0	8
vs. FSU (ACC)	0-2	0-0	0-0	0-2	2	0	0	0	0	1	8
vs. Maryland	1-3	0-0	0-0	0-1	1	3	2	0	1	0	2
vs. Miami	0-1	0-0	0-0	0-0	0	1	0	0	0	0	2
vs. Villanova (NCAA)	1-2	0-0	0-0	0-1	1	0	2	0	1	0	4
vs. Kansas	1-3	0-0	0-0	0-1	1	2	2	0	0	0	6
2013-14	FG	3FG	FT	REB	PF	PTS	A	TO	B	S	MP
Oakland	4-5	0-0	2-2	1-4	5	3	10	4	2	1	27
Holy Cross	6-12	0-0	0-0	1-4	5	5	12	1	0	2	18
Belmont	6-7	0-0	2-5	5-4	9	3	14	2	3	0	22
vs. Richmond	8-15	0-0	8-12	2-10	12	4	24	1	2	2	22
vs. Louisville	6-7	0-0	1-1	1-4	5	4	13	1	1	2	21
at UAB	4-7	0-0	0-0	2-5	7	3	8	1	1	2	16
at Michigan State	6-11	0-2	2-2	4-2	6	3	14	0	2	2	25
UNCG	6-10	0-0	2-3	3-3	6	2	14	1	1	0	20
Kentucky	4-10	0-0	0-2	2-5	7	4	8	0	0	2	24
Texas	3-10	0-0	0-2	3-6	9	3	6	0	1	0	22
Davidson*	1-3	0-0	0-0	2-3	5	2	2	2	2	0	18
Northern Kentucky*	4-8	0-0	1-2	0-4	4	0	9	0	3	3	20
UNCW	6-11	0-0	2-2	2-5	7	1	14	3	0	1	20
at Wake Forest	6-12	0-0	0-0	5-4	9	2	12	0	1	0	18
Miami	3-8	0-0	2-2	5-1	6	3	8	1	1	1	21
at Syracuse	1-3	0-0	0-0	1-3	4	1	2	2	1	0	13
Boston College	4-7	0-0	0-0	2-3	5	3	8	0	1	0	21
at Virginia	2-4	0-0	1-2	2-4	6	1	5	3	1	1	23
Clemson	1-4	0-0	1-1	1-4	5	3	3	0	1	1	13
at Georgia Tech	4-10	0-0	0-0	1-2	3	3	8	2	0	2	18
NC State	3-7	0-0	4-4	4-3	7	3	10	0	0	1	19
Maryland	8-8	0-0	3-6	2-5	7	1	19	1	0	1	22
at Notre Dame	4-7	0-0	2-2	3-1	4	2	10	1	0	2	21
Pitt	3-6	0-0	7-10	1-6	7	4	13	1	0	5	24
at Florida State	6-8	0-0	2-5	2-9	11	5	14	1	2	2	20
Duke	1-2	0-0	3-4	1-5	6	5	5	1	2	0	14
Wake Forest	7-9	0-0	0-0	2-3	5	2	14	0	4	0	21
at NC State	5-8	0-0	0-2	2-2	4	4	10	0	2	1	23
at Virginia Tech	1-6	0-0	2-3	2-2	4	0	4	0	0	0	12
Notre Dame	4-9	0-0	1-3	1-3	4	2	9	0	1	0	21
at Duke	7-9	0-0	1-3	3-6	9	4	15	0	2	1	27
vs. Pitt (ACC)	8-9	0-0	0-0	3-6	3	3	16	0	0	1	21
vs. Providence (NCAA)	7-11	0-0	2-2	4-4	8	3	16	1	2	4	21
vs. Iowa St (NCAA)	1-2	0-0	0-0	2-0	2	1	2	0	0	0	2



Grant Halverson



*Marcus Paige*

# #5 MARCUS PAIGE

JR • G • 6-1 • 175 • MARION, IOWA • JOURNALISM & MASS COMMUNICATION MAJOR

Named the top point guard in the nation for 2014-15 by ESPN.com and the Sporting News • Blue Ribbon College Basketball Yearbook named him a preseason first-team All-America and the preseason ACC Player of the Year • Preseason first-team All-ACC by Athlon • Named in a CBSSports.com survey of NCAA coaches as one of five players in the nation they'd most want to start a college team with this season • One coach commented, "He really doesn't get enough credit for what he did for North Carolina last season. Won't surprise me if he's the National Player of the Year."

## CAREER

Has scored 882 points with 304 assists and 159 turnovers (1.9 ratio) in 69 games • Career averages of 12.8 points and 4.4 assists • Enters the season ranked first all-time at UNC and sixth in ACC history in free throw percentage (with at least 100 made FTs) at 86.5 percent • He is the only active ACC player in the ACC's top 25 • Is 131 for 352 from three-point range (.372) • Scored in double figures 40 times • Twice a member of the All-ACC Academic Team.

## CANDIDATE FOR:

- ✓ PLAYER OF THE YEAR
- ✓ ALL-AMERICA
- ✓ ACADEMIC ALL-AMERICA
- ✓ COUSY AWARD

## SOPHOMORE SEASON (2013-14)

Named second-team All-America by the Sporting News and a third-team All-America by Basketball Times • A second-team CoSIDA Academic All-America • Earned first-team All-ACC honors and was selected the Most Improved Player in the ACC by votes of both the media and the league's head coaches • Is the first Tar Heel point guard to earn first-team All-ACC honors as a sophomore since Phil Ford in 1976 • Is the 46th UNC player to earn first-team All-ACC honors • ACC All-Academic team selection • Two-time national and four-time ACC Player of the Week • First four-time ACC Player of the Week for UNC since Tyler Hansbrough in 2007-08 • Only two UNC players (Hansbrough and Antawn Jamison in 1997-98) have ever won ACC Player of the

Week honors more in one season • One of six finalists for the Bob Cousy Award.

One of two players in the top 10 in the ACC in scoring and assists • Led UNC and was fourth in the ACC in scoring at 17.5 points per game • Led the ACC in free throw percentage (.877), third in three-pointers made per game (2.5), third in three-point percentage (.389), fifth in assists (4.2), sixth in minutes played (35.6), seventh in steals (1.5), ninth in field goal percentage (.440) and 10th in assist-error (2.0) • Had the third-highest single-season free throw percentage in Carolina history • Is the first Tar Heel to lead the ACC in free throw percentage since Shammond Williams in 1998 • Made 86 of UNC's 146 three-pointers (58.9 percent), the highest percentage in UNC history (previous was 58.3 by Hubert Davis in 1991-92) • Averaged 19.9 points in eight games against Top 25 teams • Scored in double figures a team-high 29 times • Scored 30 or more points twice and 20 or more points 11 times • Scored 20 or more points in the second half three times (21 vs. Kentucky, 21 at NC State, 20 vs. Pitt) • Scored

in double figures in both of UNC's overtime periods (11 vs. Davidson and 10 at NC State) • Led UNC in scoring 13 times, something he did not do as a freshman • Scored single digits in the first half and double digits in the second 20 times • That included scoring just four points or fewer in the first half and double figures in the second 12 times • Averaged 6.0 points in the first half and 11.6 in the second half/overtime • First half shooting was 68 for 185 from the floor (.368), including 28 of 93 from three-point range (.301) • Second half/overtime shooting was 123 for 249 from the floor (.494), including 58 of 128 from three-point range (.453) • Made 31 straight from the free throw line at mid-season • UNC's defensive player of the game a team-high 10 times.

Won numerous team awards, including the Dean Smith Award as most valuable player, the George Lynch Award as the best defensive player (second time), the Tyler Hansbrough Award as the team's leading scorer, the Hubert Davis Award for the highest three-point percentage, the Shammond Williams Award for the best

## PAIGE'S CAREER STATISTICS

YEAR	GP-GS	MIN	AVG	FGM-A	PCT	3FGM-A	PCT	FTM-A	PCT	OFF	DEF	REB	AVG	A	TO	B	S	PTS	AVG
2012-13	35-34	1021	29.2	95-267	.356	45-131	.344	51-61	.836	8	86	94	2.7	161	86	5	48	286	8.2
2013-14	34-33	1211	35.6	191-434	.440	86-221	.389	128-146	.877	18	91	109	3.2	143	73	7	51	596	17.5
TOTALS	69-67	2232	32.3	286-701	.408	131-352	.372	179-207	.865	26	177	203	2.9	304	159	12	99	882	12.8

# MARCUS PAIGE

free throw percentage, the Kendall Marshall Award for most assists and the Marvin Williams Carolina Way Award • Also won the John Lotz Award as a co-captain and the Athletic Director's Burgess McSwain Award as the top scholar-athlete.

### 2014 NCAA TOURNAMENT

Had a team-high 19 points but four turnovers in loss to Iowa State • Made four three-pointers against the Cyclones • Scored 12 of his team-high 19 points against Providence in the second half, including a pair of three-pointers that tied the game in the final three minutes.

### ACC HIGHLIGHTS

Game-high 27 points against Pitt in the ACC Tournament • Scored 20 points, including four three-pointers, in the second half • It was his fifth 25-point game of the season • Led UNC with 24 points at Duke • Scored more points in the second half (18) than any other Tar Heel scored for the game • Hit all three of his three-pointers in the second half, including an off-balance, double-clutch shot on which he was fouled and converted for a four-point play • Helped UNC shoot 61.9 percent from the floor in the first half and 59.6 percent for the game in the loss • Blocked a game-winning layup by Notre Dame's Eric Atkins with less than two seconds to play in UNC's 63-61 win over the Irish.

Had one of the most memorable performances in recent ACC history when he scored 31 of his career-high 35 points in the second half and overtime, including the game-winning basket with 0.9 seconds to play, in UNC's 85-84 win at NC State • Scored 21 second-half points, then scored 10 of UNC's 14 points in the extra five minutes • Went 11 for 21 from the floor, including a career-high seven of 12 from three-point range • Made five threes in the second half and two more in overtime • Most points by a Tar Heel since Harrison Barnes had 40 vs. Clemson in 2011 • Most three-pointers by a Tar Heel since Will Graves hit seven vs. Dayton in 2010 • Third-most points by a Tar Heel against

NC State in series history • Also had six rebounds, five assists and only one turnover in 41 minutes • Had two of the Top 10 plays that evening on ESPN's SportsCenter (acrobatic, one-handed save of a ball going out of bounds that led to a Tokoto dunk and the winning basket).

Earned ACC Player of the Week honors on 2/24 for his play against Wake Forest, Duke and FSU • Helped UNC shoot .547 percent from the floor (.613 in second) in win over Wake Forest • Scored all 13 of his points vs. #5 Duke in the second half including a pair of baskets with 2:11 (jumper) and 1:30 (twisting drive between three Blue Devils) to play that gave UNC a 66-62 lead • Scored 16 of his 20 points in the second half at Florida State • Also had seven assists, no turnovers and four steals vs. the Noles • Scored 18 of his game-high 25 in the second half in win over Maryland.

### PRE-ACC HIGHLIGHTS

Career-high nine rebounds against Northern Kentucky • Scored 11 of his 17 points in overtime in win over Davidson • Earned USBWA National and ACC Player of the Week honors for his performance vs. Kentucky • Scored 21 of his game-high 23 points in the second half in win over the Wildcats • Earned CBSSports.com's National Player of the Week and ACC Player of the Week honors for his play vs. Richmond and Louisville • Earned all-tournament and Most Valuable Player honors at the Tipoff event • Scored a then-career-high 32



### THE PAIGE FILE

- NAME: MARCUS TAYLOR PAIGE
- BIRTHDAY: SEPT. 11
- BIRTHPLACE: CEDAR RAPIDS, IOWA
- PARENTS: ELLIS & SHERRYL PAIGE
- PREP COACH: CHRIS ROBERTSON



### PAIGE'S CAREER HIGHS

- POINTS: 35 AT NC STATE (2/26/14)
- THREE-POINTERS: 7 AT NC STATE (2/26/14)
- FREE THROWS: 11 VS. LOUISVILLE (11/24/13)
- REBOUNDS: 9 VS. N. KENTUCKY (12/27/13)
- ASSISTS: 10 VS. FLORIDA STATE (3/15/13)
- STEALS: 5 VS. KANSAS (3/24/13)

J.D. Lyon Jr.

J.D. Lyon Jr.

**MARCUS PAIGE**

points in win over #3 Louisville  
 • Scored 26 points and made six three-pointers in win over Richmond.

**FRESHMAN SEASON  
 (2012-13)**

Named to the ACC's All-Academic team and both the coaches' and media All-Freshman teams • Named to the Kyle Macy Freshman All-America team • Won the team's scholar-athlete award and the George Lynch Award as UNC's best defender • Averaged 8.2 points and 4.6 assists • Fourth-leading UNC scorer • Started 34 games at the point • Had 161 assists and 86 turnovers • Third in the ACC in assists per game and sixth in assist-error ratio and steals • Made 20 of 45 (.444) three-pointers in the last 12 games after making 12 of 43 in the first 11 ACC games (.279).

Was 51 for 61 from the free throw line for a team-high percentage of .836 • Led UNC with eight defensive player-of-the-game awards • Led all ACC freshmen in assists • Season-high 19 points against Virginia Tech and 10 assists against Florida State in the ACC Tournament.

**2013 NCAA TOURNAMENT**

Made a season-high five steals against Kansas • Scored nine of his 14 points against Villanova in the second half, including seven consecutive UNC points from the 3:20 to 1:36 mark.

**2013 ACC TOURNAMENT**

Earned second-team All-Tournament honors • Scored 17 points and had five assists in championship game vs. Miami • Set

a personal best with 10 assists and scored nine points against Florida State.

**2012-13 REGULAR SEASON**

Outstanding in win over NC State, scoring 14 points (all in the second half) with eight assists, no turnovers and three steals • Scored a season-high 19 points, handed out five assists and tied his season-high with five rebounds in the overtime win over Virginia Tech • Made a season-high four three-pointers and scored eight of UNC's 17 points in overtime • Became the eighth freshman point guard to start his first game at Carolina (Phil Ford, Kenny Smith, Ed Cota, Adam Boone, Raymond Felton, Quentin Thomas and Bobby Frasor).

**PREP**

Played for coach Chris Robertson at Linn-Mar High School in his hometown of Marion, Iowa • *Parade* All-America • Played in the McDonald's All-Star Game (had seven assists) • Invited to play in the Jordan Brand Classic and Nike Hoop Summit but was unable to play due to a stress fracture in his foot • Averaged 28.1 points as a senior • Set the school's career scoring record • Scored a personal-best 49 points against CR Kennedy in the state playoffs • As a junior, he averaged 17.7 points and led Linn-Mar to an undefeated season and the 2011 4-A state championship • Earned both all-state and state tournament honors in three different seasons • Member of the honor roll in all four years • Graduated with better than a 4.0 grade point average.

**NEW CHAPTER FOR PAIGE**

BY TURNER WALSTON, GOHEELS.COM

It didn't take long for Marcus Paige to decide he'd return for another season in Chapel Hill. The Iowa guard had a breakout sophomore season, leading the Tar Heels in scoring (17.5 points per game) and assists (4.2 per game) and basically being the player you wanted to have the ball in crunch time. Through two seasons, Paige has already done enough (he earned second-team All-America honors from the Sporting News) for his jersey to hang from the rafters. So it would have been perfectly understandable if he'd decided to make the jump to the next level. But for Paige, there was more work to do in Carolina Blue.

"There are so many factors that go into it, but for me the vast majority of those pushed me to stay in college," he said over the summer. "Physically maturing, wanting to be a little bit more successful down in March and April, trying to hang a banner and win more, and also just that I enjoy my teammates a lot. Everything just made sense for me to come back."

So he did. Paige is the clear leader for the 2014-15 Tar Heels, a group that, while still young, has its share of experience and more than enough talent to compete with the nation's best teams this season. Carolina loses nearly a third of its scoring with the graduation of Leslie McDonald and the departure of James Michael McAdoo, but Paige has the ability to elevate the play of those around him.

He believes the Tar Heels won't have to look far to find scoring. "I think there are guys that are ready to make leaps, especially offensively," he said. Paige mentions J.P. Tokoto, who knows he's a slasher with a mid-range jumper and not really a three-point shooter. He points to Kennedy Meeks, who's slimmer and better conditioned for the grind of college basketball, and who displayed flashes of brilliance late in the season (23 points at Florida State). After a year as a spark plug sixth man, Brice Johnson is ready to step into the starting power forward role, Paige said. "I think we won't have a problem replacing that scoring, and defensively I think we'll also be better," Paige said. "That means a lot of good things."

Oh, and the Tar Heels still have Paige. In the summer of 2013, he worked on moving without the ball, coming off screens to take shots. That work paid off, as when he found space, Paige was able to shoot with confidence (and with his coaches' confidence). In 2014, he concentrated on his individual offense, creating shots for himself and extending his three-point range. Not one to rest on his accom-



Peyton Williams

plishments, Paige is becoming a more dynamic player. He knows that other teams have film on him; he knows he has to get better.

"I understand that defenses might try to do different things to me this upcoming year," he said. "So (I'm) just working on being able to do more things and to be more of a dynamic player when the ball's in my hands. That will help me and help the team when we get into late-clock situations and we need to create a shot; we don't always have to have a pick and roll, we'll just have other options from myself."

Roy Williams leaned on Paige to keep the team in games, to give the Tar Heels a chance to win, and Paige was happy to do the heavy lifting. But it took a toll on his body. Paige said he lost about 10 pounds over the course of the season. He's working on his conditioning to be able to play effectively even when he's playing so many minutes. "It was a long, exhausting year (last year), but hopefully being a year older, I'll be able to handle that a little bit better," he said. "But I don't think I did a horrible job of it this past year."

He didn't. In fact, Paige was often better in the second half of games than he was in the first. 'Second-Half Marcus' became a theme of the conference slate, as in "Just wait until 'Second-Half Marcus' shows up." With the game on the line, Paige wanted the ball in his hands (and so did fans). At NC State, he scored 31 of his 35 points in the second half or overtime, as he and T.J. Warren went back and forth in an epic scoring display. He can't explain his first-half scoring nearly as well as he can explain the second-half success. "In the second half, the games will be tight that's when the game's won and lost, so the ball will be in my hands more and I'll be making more plays," Paige said. "The intensity level of the game allows you to compete at a higher level. But in terms of why I shot so poorly, just wasn't as effective in the first half, honestly I could not tell you why that happened, but I don't expect it to happen again this year."



J.D. Lyon, Jr.



MARCUS PAIGE

Marcus Paige, Game-by-Game

2012-13	FG	3FG	FT	REB	PF	PTS	A	TO	B	S	MP
Gardner-Webb*	3-9	0-2	0-0	1-2-3	0	6	0	4	0	2	28
Florida Atlantic*	1-8	0-4	0-0	0-4-4	0	2	6	3	0	0	25
at Long Beach*	6-10	3-6	0-0	0-2-2	2	15	4	5	0	2	29
vs. Miss. State*	1-7	0-3	0-0	0-2-2	0	2	3	3	0	2	19
vs. Butler*	5-10	2-5	1-1	0-1-1	2	13	5	2	0	1	27
vs. Chaminade*	2-4	2-4	0-0	0-1-1	2	6	2	2	0	1	16
at Indiana*	5-11	1-2	0-0	1-2-3	3	11	3	2	0	1	29
UAB	DNP – strained left shoulder										
E Tennessee St*	1-5	1-5	0-0	0-3-3	2	3	7	2	0	1	21
East Carolina*	2-6	1-2	1-2	0-2-2	2	6	4	2	0	1	25
at Texas*	2-8	1-6	2-2	0-0-0	5	7	5	3	0	1	28
McNeese State*	2-2	2-2	0-0	0-0-0	2	6	9	0	0	1	25
UNLV*	3-9	0-2	6-8	1-3-4	3	12	4	2	0	1	34
at Virginia*	1-7	0-3	0-0	0-3-3	2	2	2	2	0	0	28
Miami*	4-7	2-3	0-0	0-5-5	4	10	5	3	0	0	33
at Fla. State*	2-9	2-4	2-2	0-3-3	0	8	4	5	0	2	28
Maryland*	1-7	0-4	0-0	0-3-3	0	2	6	0	0	1	32
Georgia Tech*	1-6	1-2	0-0	0-4-4	0	3	6	3	0	1	27
at NC State*	2-11	1-5	2-2	0-2-2	2	7	4	3	1	0	29
at Boston College*	2-6	1-3	3-3	1-3-4	1	8	6	1	0	0	32
Virginia Tech*	6-14	4-10	3-4	1-4-5	3	19	5	2	0	1	39
Wake Forest*	3-6	1-3	0-1	0-6-6	0	7	4	4	0	0	25
at Miami*	1-9	0-5	0-0	0-3-3	2	2	4	0	0	2	31
at Duke*	2-9	0-1	0-0	2-3-5	3	4	1	1	1	2	30
Virginia*	4-9	3-5	6-6	1-3-4	0	17	3	2	0	2	30
at Georgia Tech*	0-4	0-3	8-8	0-1-1	0	8	5	2	0	4	30
NC State*	4-10	2-4	4-5	0-3-3	1	14	8	0	0	3	31
at Clemson*	4-6	2-3	0-0	0-1-1	3	10	4	2	0	0	32
Fla. State*	2-5	1-1	1-2	0-3-3	1	6	9	3	0	2	34
at Maryland*	3-7	3-7	0-0	0-3-3	2	9	3	8	1	2	33
Duke	1-6	0-1	2-2	0-1-1	1	4	6	5	2	0	32
vs. FSU (ACC)*	3-8	1-4	2-3	0-3-3	2	9	10	1	0	1	31
vs. Maryland*	3-3	1-1	1-2	0-1-1	4	8	2	1	0	1	25
vs. Miami*	6-9	3-6	2-2	0-2-2	3	17	5	1	0	2	36
vs. Villanova (NCAA)*	4-6	2-4	4-4	0-3-3	2	14	4	3	0	3	32
vs. Kansas*	3-10	2-6	1-2	0-1-1	2	9	3	4	0	5	35
2013-14	FG	3FG	FT	REB	PF	PTS	A	TO	B	S	MP
Oakland*	5-9	4-7	0-0	0-2-2	0	14	5	2	0	1	32
Holy Cross*	8-17	3-8	4-4	1-4-5	2	23	3	2	1	2	36
Belmont*	6-13	1-3	4-5	0-0-0	2	17	5	5	0	1	36
vs. Richmond*	6-13	6-9	8-9	2-3-5	1	26	3	2	1	1	38
vs. Louisville*	9-12	3-5	11-11	0-2-2	4	32	2	4	0	2	36
at UAB*	6-16	0-6	1-1	2-0-2	3	13	5	1	0	2	36
at Michigan State*	4-14	2-9	3-5	0-5-5	2	13	5	1	0	2	38
UNCG	4-12	1-4	3-4	1-4-5	2	12	8	1	0	1	31
Kentucky*	6-13	1-5	10-10	0-2-2	3	23	2	2	0	3	37
Texas*	5-13	5-9	8-8	2-5-7	1	23	3	1	0	1	36
Davidson*	4-12	1-3	8-8	0-6-6	2	17	5	1	0	1	41
Northern Kentucky*	4-8	3-6	0-0	1-8-9	1	11	2	2	0	1	31
UNCW*	5-9	1-3	4-4	0-0-0	0	15	4	3	1	3	30
at Wake Forest*	3-12	1-8	1-2	0-4-4	5	8	6	4	0	1	33
Miami*	2-15	2-11	2-2	0-1-1	2	8	8	2	0	0	38
at Syracuse*	7-16	2-6	1-1	0-3-3	1	17	2	1	0	1	37
Boston College*	7-10	2-4	5-7	1-1-2	3	21	4	3	1	2	39
at Virginia*	4-14	1-6	0-0	2-3-5	4	9	3	2	0	0	34
Clemson*	5-11	3-7	2-2	1-1-2	1	15	5	1	0	1	33
at Georgia Tech*	7-13	3-5	2-2	1-4-5	2	19	7	0	0	0	38
NC State*	4-10	0-4	7-7	2-2-4	4	15	5	3	1	2	37
Maryland*	6-13	4-7	9-11	0-3-3	2	25	7	5	0	3	37
at Notre Dame*	6-13	2-4	2-2	0-2-2	1	16	6	2	0	1	36
Pitt*	5-9	5-6	3-3	0-4-4	1	18	4	4	0	4	38
at Florida State*	7-16	3-8	3-5	0-1-1	3	20	7	0	0	4	37
Duke*	5-10	1-5	2-2	0-1-1	0	13	4	5	0	0	37
Wake Forest*	3-9	3-5	4-4	0-2-2	2	13	4	0	0	2	28
at NC State*	11-21	7-12	6-8	0-6-6	0	35	5	1	0	2	41
at Virginia Tech*	3-7	1-4	2-2	0-1-1	3	9	1	0	0	1	30
Notre Dame	2-8	1-5	2-4	0-4-4	0	7	6	2	1	2	35
at Duke*	9-14	3-6	3-4	1-2-3	2	24	2	4	1	2	37
vs. Pitt (ACC)*	9-20	4-12	5-5	0-4-4	5	27	1	2	0	0	36
vs. Providence (NCAA)*	7-16	3-9	2-2	1-0-1	3	19	4	1	0	0	36
vs. Iowa St (NCAA)*	7-17	4-10	1-2	0-1-1	1	19	0	4	0	2	37



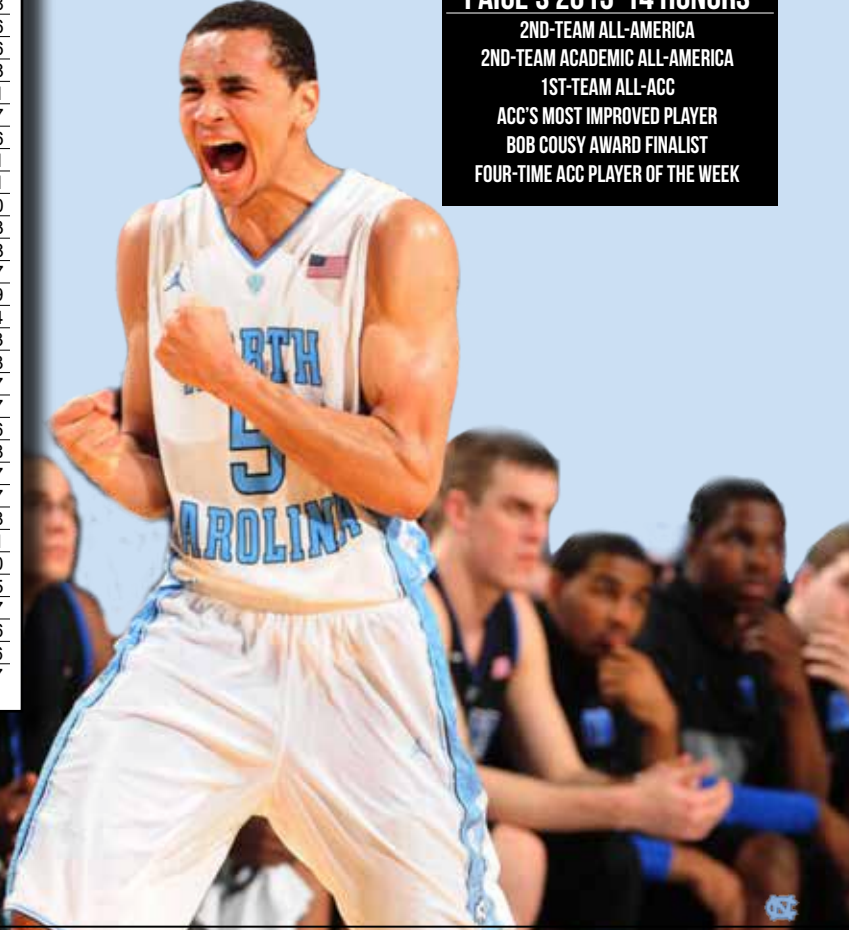
PERSONAL

Marcus Taylor Paige is the son of Ellis & Sherryl Paige • His sister played basketball at the University of Wisconsin • Birthday is Sept.

11 • Born in Cedar Rapids, Iowa • Majoring in journalism and mass communication with a concentration in public relations.

PAIGE'S 2013-14 HONORS

- 2ND-TEAM ALL-AMERICA
- 2ND-TEAM ACADEMIC ALL-AMERICA
- 1ST-TEAM ALL-ACC
- ACC'S MOST IMPROVED PLAYER
- BOB COUSY AWARD FINALIST
- FOUR-TIME ACC PLAYER OF THE WEEK





*J.P. Tokoto*

**#13 J.P. TOKOTO**

**JR • F • 6-6 • 200 • MENOMONEE FALLS, WIS. • EXERCISE & SPORT SCIENCE MAJOR**

Returning member of the ACC's All-Defensive Team • Athletic wing who began to blossom as a sophomore in his first stint as a starter • Last name is pronounced TOE-kuh-toe • Hometown is pronounced muh-NAH-muh-knee Falls.

**SOPHOMORE SEASON  
(2013-14)**

Earned ACC All-Defensive team honors from both the media and the league's head coaches • Led UNC in steals (55), was second in assists (103), fourth in rebounding (5.8) and fifth in scoring (9.3) • Tied for second in the ACC in steals in conference play and was fifth in all games • Grabbed 132 defensive rebounds, which tied for second and were just eight off the team lead • Scored in double figures 16 times (eight in ACC play) and had three double-doubles (against Michigan State, Davidson and NC State) • Scored in double figures in seven of the last 10 games • Made 51 for 96 from the floor (.531) in the last 12 games • Season scoring high of 22 against Davidson and ACC scoring high of 16 at NC State • Handed out 49 assists in the last

13 games (3.8) • Had five or more assists eight times • Led UNC in assists in 10 games, second only to Marcus Paige • Had more assists than turnovers 21 times, including each of the last eight games (31 assists, eight turnovers in those eight games) • Made eight three-pointers (had one as a freshman) • Had multiple steals in 15 games with three or more seven times • Shot .519 FG/.582 FT in UNC's 24 wins and .418 FG/.323 FT in the 10 losses • Won the Danny Green Award as the team's most improved player.

Was 9 for 14 from the floor in the two NCAA Tournament games • Had 11 points and six rebounds against Iowa State • Three-point play with 2:20 to play tied the game at 74-74 in the win over Providence • Scored 10 points, tied his career high with six assists and had three steals (that led to five UNC points) against the Friars.

**ACC HIGHLIGHTS**

Went 5 for 5 from the floor including a jumper from the left elbow with 90 seconds to play in UNC's 63-61 win over Notre Dame • Solid all-around effort

at Virginia Tech with 12 points, seven rebounds, three assists, two steals and only one turnover in 32 minutes • Spectacular dunk in the first half, but it was his three-pointer with 11:55 to play that broke a 36-all tie, the last time the Hokies were even • Tremendous performance in the win at NC State with 16 points, 10 rebounds, five assists and one turnover in 33 minutes • Made 7 of 11 shots from the floor against the Wolfpack • Scored six points in a three-minute span late in regulation that gave UNC its first lead since the opening minutes of the game • Had 11 points and five assists with no turnovers in win over Wake Forest • Nine points, seven rebounds and two steals in win over Duke • Had 10 points and five assists in win at Florida State • Picked up a loose ball and dunked it with 2:36 to play to give UNC a 72-69 lead over the Noles • Played solid defense against Pitt's Lamar Patterson, helping to limit the Panthers' standout wing to 5 of 15 from the floor • Very active game at Notre Dame as he scored 13 points on 6 of 13 shooting from the floor with seven rebounds and four steals • Scored nine of his 13

in the first half as he kept UNC close when ND was making early threes • Made only one field goal but had nine rebounds, four steals and tied his career-high with six assists vs. Maryland • Four assists and seven rebounds in win over Clemson • Career-high six assists plus 14 points, five rebounds and three steals in win over Boston College • Had 12 points, nine rebounds and three blocks in loss at Wake Forest.

**PRE-ACC HIGHLIGHTS**

Posted career highs with eight field goals, five free throws, 22 points, 11 rebounds, four blocks and five steals in overtime win over Davidson • Made 7 of 10 field goals and had 15 points in win over Kentucky • First career double-double with 12 points and career-high 10 rebounds in win at #1 Michigan State • Scored six straight points midway through the second half to help UNC gain an eight-point lead and take control of the game • Scored 16 points on 7 of 11 shooting from the floor at UAB • Grabbed nine rebounds against Belmont • Then career-highs in points (13, all in the first half), assists (five) and

**TOKOTO'S CAREER STATISTICS**

YEAR	GP-GS	MIN	AVG	FGM-A	PCT	3FGM-A	PCT	FTM-A	PCT	OFF	DEF	REB	AVG	A	TO	B	S	PTS	AVG
2012-13	35-0	302	8.6	40-82	.488	1-11	.091	10-26	.385	27	32	59	1.7	26	31	5	17	91	2.6
2013-14	34-33	975	28.7	129-264	.489	8-36	.222	49-98	.500	65	132	197	5.8	103	64	18	55	315	9.3
TOTALS	69-33	1277	18.5	169-346	.488	9-47	.191	59-124	.476	92	164	256	3.7	129	95	23	72	406	5.9

**J.P. TOKOTO**

steals (tied, 5) in first college start against Oakland • Was 5 for 11 from the floor, including 5 of 6 in the opening half • Played 30 minutes against the Grizzlies, 11 more than any game as a freshman.

**FRESHMAN SEASON  
(2012-13)**

Averaged 2.6 points and 1.7 rebounds • Matched his season high with 10 points and set a

season high with three assists at NC State • Scored eight points and had four rebounds and two assists in home win over Georgia Tech.

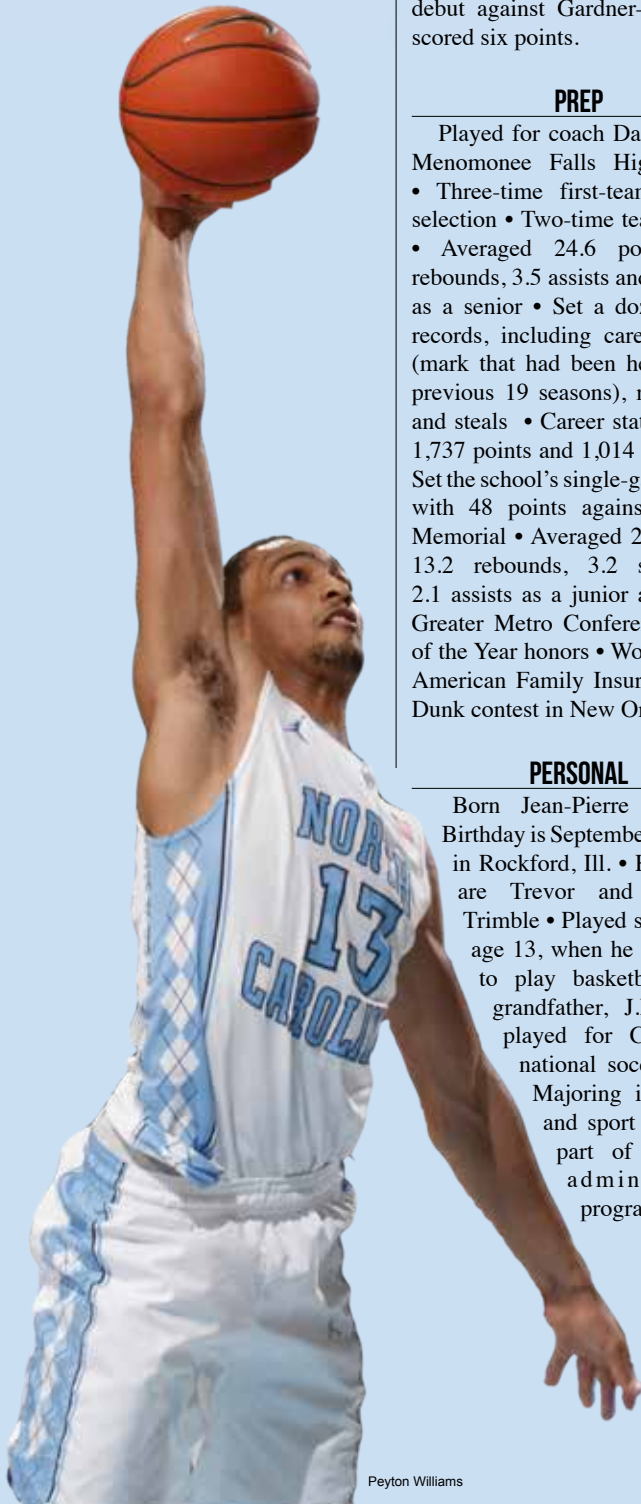
Played a season-high 19 minutes at Texas and had a season-high six rebounds • Scored a season-high 10 points and pulled down five rebounds against East Carolina • Scored a then-season-high nine points and had four rebounds and two steals in the win over East Tennessee State • Made his college debut against Gardner-Webb and scored six points.

**PREP**


Played for coach Dan Leffel at Menomonee Falls High School • Three-time first-team all-state selection • Two-time team captain • Averaged 24.6 points, 11.5 rebounds, 3.5 assists and 2.6 steals as a senior • Set a dozen school records, including career scoring (mark that had been held for the previous 19 seasons), rebounding and steals • Career stats included 1,737 points and 1,014 rebounds • Set the school's single-game record with 48 points against Catholic Memorial • Averaged 21.2 points, 13.2 rebounds, 3.2 steals and 2.1 assists as a junior and earned Greater Metro Conference Player of the Year honors • Won the 2012 American Family Insurance Slam Dunk contest in New Orleans.


**PERSONAL**

Born Jean-Pierre Tokoto • Birthday is September 15 • Born in Rockford, Ill. • His parents are Trevor and Laurence Trimble • Played soccer until age 13, when he first began to play basketball • His grandfather, J.P. Tokoto, played for Cameroon's national soccer team • Majoring in exercise and sport science as part of the sport administration program.



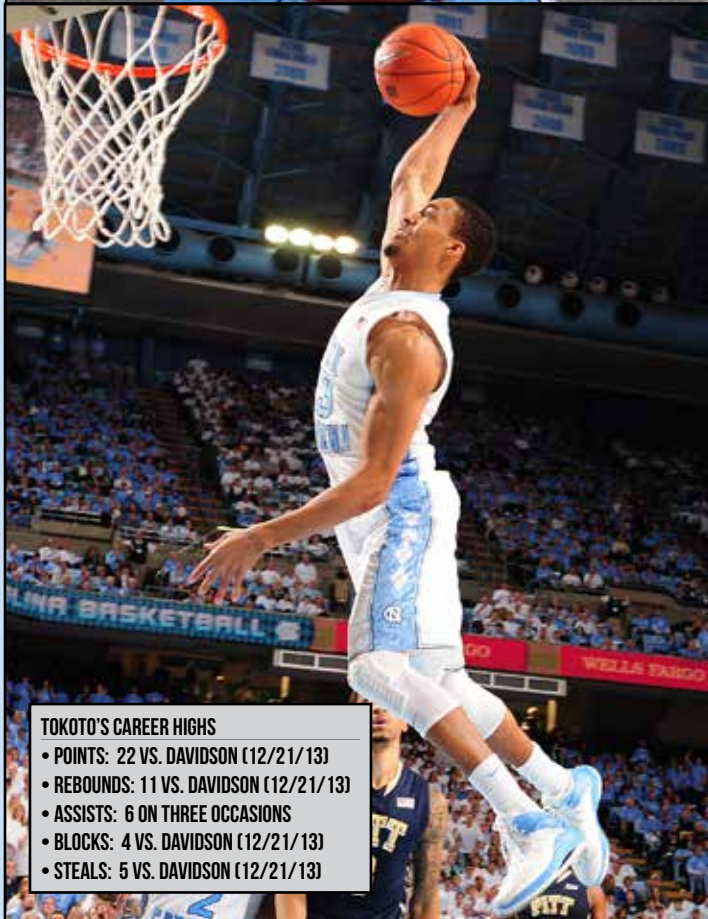
Peyton Williams





THE TOKOTO FILE

- NAME: JEAN-PIERRE TOKOTO
- BIRTHDAY: SEPTEMBER 15
- BIRTHPLACE: ROCKFORD, ILL.
- PARENTS: LAURENCE & TREVOR TRIMBLE
- PREP COACH: DAN LEFFEL



TOKOTO'S CAREER HIGHS

- POINTS: 22 VS. DAVIDSON (12/21/13)
- REBOUNDS: 11 VS. DAVIDSON (12/21/13)
- ASSISTS: 6 ON THREE OCCASIONS
- BLOCKS: 4 VS. DAVIDSON (12/21/13)
- STEALS: 5 VS. DAVIDSON (12/21/13)

J.P. Tokoto, Game-by-Game

2012-13	FG	3FG	FT	REB	PF	PTS	A	TO	B	S	MP
Gardner-Webb	3-4	0-0	0-2	1-1-2	0	6	0	1	0	0	10
Florida Atlantic	1-3	0-0	0-0	2-1-3	2	2	2	1	0	0	8
at Long Beach	1-2	0-0	0-0	0-1-1	0	2	0	1	0	0	7
vs. Miss. State	2-6	0-2	0-0	3-0-3	0	4	0	1	0	0	10
vs. Butler	1-1	0-0	0-0	0-3-3	2	2	1	1	0	0	10
vs. Chaminade	1-3	1-2	1-2	1-3-4	2	4	2	2	1	0	15
at Indiana	2-7	0-2	1-2	1-1-2	0	5	0	0	0	2	13
UAB	1-3	0-1	0-0	0-0-0	0	2	0	0	0	1	5
E Tennessee St	4-5	0-0	1-2	3-1-4	1	9	1	1	0	2	12
East Carolina	5-5	0-0	0-1	2-3-5	1	10	1	1	1	0	10
at Texas	1-1	0-0	2-6	1-5-6	1	4	0	1	2	0	19
McNeese State	1-2	0-0	1-3	1-2-3	1	3	2	1	0	0	14
UNLV	1-1	0-0	1-2	1-1-2	1	3	2	1	0	1	11
at Virginia	0-2	0-0	1-2	1-0-1	1	1	0	0	0	0	7
Miami	2-4	0-0	0-0	1-2-3	1	4	1	0	0	4	12
at Fla. State	0-1	0-0	0-0	1-0-1	0	0	2	0	0	1	8
Maryland	1-1	0-0	0-0	1-1-2	1	2	2	1	0	2	9
Georgia Tech	4-9	0-1	0-0	2-2-4	2	8	2	4	0	1	18
at NC State	5-7	0-2	0-0	1-1-2	1	10	3	2	0	0	17
at Boston College	1-2	0-0	1-2	0-1-1	2	3	2	0	0	0	13
Virginia Tech	0-1	0-1	0-0	0-0-0	1	0	0	2	0	1	6
Wake Forest	1-2	0-0	0-0	0-0-0	2	2	0	4	0	0	11
at Miami	1-1	0-0	0-0	0-0-0	0	2	0	0	0	0	7
at Duke	0-1	0-0	1-2	0-0-1	1	1	1	1	0	0	3
Virginia	0-0	0-0	0-0	0-0-0	0	0	1	0	0	0	3
at Georgia Tech	0-0	0-0	0-0	0-1-1	2	0	0	0	0	0	9
NC State	0-0	0-0	0-0	1-1-2	0	0	0	1	0	0	4
at Clemson	0-0	0-0	0-0	0-0-0	0	0	0	0	0	0	4
Fla. State	DNP – bruised wrist										
at Maryland	0-0	0-0	0-0	0-0-0	0	0	0	0	0	0	3
Duke	0-0	0-0	0-0	0-1-1	1	0	0	0	0	0	7
vs. FSU (ACC)	0-2	0-0	0-0	2-0-2	0	0	0	2	0	0	4
vs. Maryland	0-2	0-0	0-0	0-0-0	0	0	0	0	0	1	2
vs. Miami	0-0	0-0	0-0	0-0-0	0	0	0	0	0	0	2
vs. Villanova (NCAA)	0-0	0-0	0-0	0-0-0	0	0	1	1	1	0	4
vs. Kansas	1-4	0-0	0-0	1-0-1	1	2	0	1	0	1	5
2013-14	FG	3FG	FT	REB	PF	PTS	A	TO	B	S	MP
Oakland*	5-11	1-3	2-5	2-1-3	1	13	5	5	0	4	30
Holy Cross*	2-8	0-1	2-4	0-7-7	1	6	5	2	0	1	26
Belmont*	2-7	0-1	4-16	5-4-9	1	8	3	1	0	1	28
vs. Richmond*	4-8	0-2	2-2	1-1-2	4	10	1	0	1	2	32
vs. Louisville*	1-5	0-0	2-4	2-2-4	4	4	1	0	0	0	21
at UAB*	7-11	1-1	1-2	1-4-5	3	16	0	1	1	1	31
at Michigan State*	6-10	0-0	0-0	5-5-10	3	12	2	4	1	0	26
UNCG*	3-7	0-0	0-0	3-1-4	1	6	4	2	0	1	28
Kentucky*	7-10	1-1	0-2	0-1-1	4	15	2	2	1	1	26
Texas*	2-6	0-1	2-4	0-3-3	2	6	2	2	0	0	23
Davidson*	8-14	1-2	5-6	4-7-11	3	22	2	3	4	5	35
Northern Kentucky*	3-6	0-1	3-6	0-5-5	2	9	4	2	2	2	27
UNCW*	2-7	0-0	1-2	4-4-8	0	5	4	4	0	1	23
at Wake Forest*	6-11	0-0	0-0	4-5-9	4	12	2	1	3	1	29
Miami*	3-7	1-2	0-0	1-3-4	2	7	2	1	1	0	30
at Syracuse*	1-6	0-1	1-2	2-6-8	2	3	3	2	0	2	34
Boston College*	5-8	0-1	4-4	1-4-5	3	14	6	3	0	3	31
at Virginia*	2-6	1-2	0-0	2-3-5	5	5	0	3	0	2	25
Clemson*	2-3	0-1	0-0	1-6-7	3	4	4	1	0	1	29
at Georgia Tech*	2-6	0-0	0-0	3-3-6	4	4	0	2	0	1	21
NC State*	4-7	1-1	0-1	0-2-2	5	9	2	2	0	3	27
Maryland*	1-4	0-0	1-2	0-9-9	2	3	6	3	1	4	38
at Notre Dame*	6-13	0-2	1-5	2-5-7	1	13	2	3	0	4	33
Pitt*	3-5	0-1	2-3	2-2-4	2	8	4	4	0	2	24
at Florida State*	5-10	0-1	0-0	1-2-3	3	10	5	1	1	1	29
Duke*	3-7	0-0	3-4	3-4-7	4	9	1	2	0	2	35
Wake Forest*	3-4	0-0	5-6	2-2-4	0	11	5	0	0	1	24
at NC State*	7-11	0-0	2-4	4-6-10	4	16	5	1	0	0	33
at Virginia Tech*	5-10	1-4	1-3	1-6-7	2	12	3	1	0	2	32
Notre Dame	5-5	0-0	1-1	2-4-6	3	11	3	2	0	0	26
at Duke*	3-9	0-1	0-0	1-4-5	5	6	3	1	1	1	26
vs. Pitt (ACC)*	2-8	0-2	1-5	3-4-7	5	5	4	1	0	1	31
vs. Providence (NCAA)*	4-6	0-1	2-3	1-3-4	1	10	6	2	0	3	34
vs. Iowa St (NCAA)*	5-8	0-1	1-2	2-4-6	3	11	2	0	1	2	28



*Nate Britt*

# #0 NATE BRITT

SO • G • 6-1 • 170 • UPPER MARLBORO, MD. • MANAGEMENT & SOCIETY MAJOR


Saw action in every game last season • Started the first 16 contests of the year in the backcourt next to All-ACC guard Marcus Paige • Remained a key contributor off the bench the rest of the season • Played some of his best ball late in the year.

## FRESHMAN SEASON (2013-14)

Averaged 5.1 points and 2.4 assists • Played in all 34 games and averaged 20.9 minutes a contest • Started at the point in the first 16 games • Averaged 21.6 minutes off the bench in the last seven games • Third on the team in assists with 80 • Scored in double figures three times • Had more assists than turnovers 17 times • Averaged 6.5 points and went 20 for 23 from the free throw line in eight games against Top 25 opponents • UNC's defensive player of the game eight times, the second-most on the team (Louisville, UNCG, Texas, Syracuse, 2/22 vs. Wake Forest, at NC State, Providence and Iowa State) • Multiple steals in nine games • Second on the team in free throw percentage (.794) • Went 28 for 30 (.933) from the free throw line against ACC teams.

Carolina's defensive player of

the game against both Providence and Iowa State in the NCAA Tournament • Nine second-half points and had five assists and three steals (all either ACC bests or tied ACC bests) in ACC Tournament loss against Pitt • Scored eight points and matched his ACC-high with four assists at Duke • Played an ACC-high 23 minutes at Duke, his longest stint since the Northern Kentucky game on 12/27/13 • Hit two clutch jumpers down the stretch in the home win over Notre Dame, including one with 4:53 to play that gave UNC a 54-52 lead • Went 4 for 4 from the free throw line late in regulation and teamed with James Michael McAdoo to force a turnover with less than a minute to play in overtime in the win at NC State • Had ACC bests with nine points and four assists, hit his third three-pointer of the season and was UNC's top defender in 2/22 win over Wake Forest • Made all six of his free throw attempts in win over #5 Duke, including 4 for 4 in the final 46 seconds • Scored six second-half points in the win at Florida State • Driving layup evened the game for the first time at 53-all, baseline jumper gave UNC its first lead at 57-55 and free throws with 17 seconds to play helped clinch the



win • Matched his previous ACC scoring high with six points and had two assists in win over NC State • Had three assists and no turnovers and went 4 for 4 from the line in the final 1:26 at Georgia Tech • Played 22 minutes (14 in the second half) and was on the floor for a key stretch when Carolina built a 10-point lead • Hit his second three-pointer of the season in the win over Clemson.

Grant Halverson

### BRITT'S CAREER STATISTICS

YEAR	GP-GS	MIN	AVG	FGM-A	PCT	3FGM-A	PCT	FTM-A	PCT	OFF	DEF	REB	AVG	A	TO	B	S	PTS	AVG
2013-14	34-16	711	20.9	58-158	.367	3-12	.250	54-68	.794	7	42	49	1.4	80	58	3	37	173	5.1

# NATE BRITT

## PRE-ACC HIGHLIGHTS


Six second-half assists vs. UNCW • Scored six of his 11 points in overtime against Davidson and played exceptional defense in the OT against Wildcat top scorer Brian Sullivan (one field goal, no threes in the OT) • Season-high seven assists vs. Texas • Had eight points and two steals in win over Kentucky • Followed strong outing at Michigan State with 11 points and four assists vs. UNCG • Posted season highs in points (13) and rebounds (6) in the win at #1 Michigan State • Made three first-half field goals and 7 for 8 from the free throw line in the final 4:46 • Had nine points and five assists in the win over #3 Louisville • Won his first defensive player of the game award in the win over Louisville • Totaled 12 points in the first four games, then scored on three drives to the basket against the Cardinals • Had three steals vs. Richmond • Made his first three-pointer in the loss to Belmont • Started his first game as a Tar Heel at point guard and had four points, three assists and four steals vs. Oakland • Became the 30th Tar Heel and ninth point guard to start his first college game.

## PREP

Attended Oak Hill Academy as a senior and played for coach Steve Smith • Missed two months of his senior season due to a torn meniscus in his right knee • Had surgery on Dec. 26, 2012, and returned to action in early February • Averaged 6.7 points and 5.0 assists in 25 games for Oak Hill • Played three seasons at Gonzaga College High School in Washington, D.C., where he played for coach Steve Turner • Washington Post first-team all-Met as a sophomore and second-team as a junior • Played for the U-18 USA team in 2012 and competed in Brazil • Was the Gatorade Player of the Year in Washington, D.C., in 2011 • Also played three years of soccer and football.

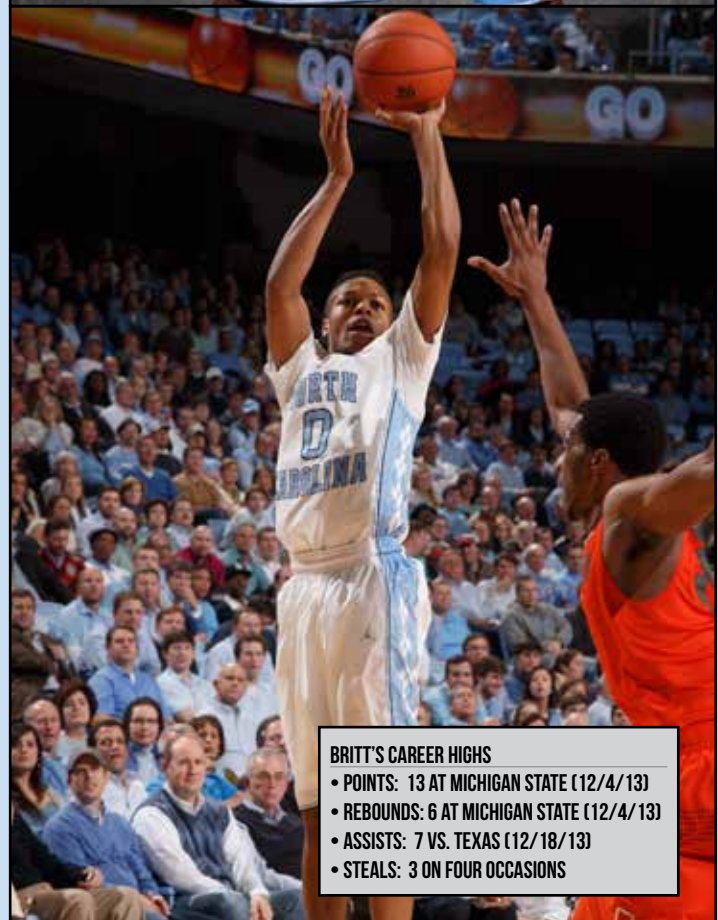
## PERSONAL

Born Nathaniel C. Britt II • Birthday is Jan. 13 • Born in Washington, D.C. • Son of Nathaniel and Melody Britt • Majoring in management and society.



### THE BRITT FILE

- NAME: NATHANIEL C. BRITT II
- BIRTHDAY: JANUARY 13
- BIRTHPLACE: WASHINGTON, D.C.
- PARENTS: NATHANIEL & MELODY BRITT
- PREP COACHES: STEVE SMITH, STEVE TURNER



Peyton Williams

### BRITT'S CAREER HIGHS

- POINTS: 13 AT MICHIGAN STATE (12/4/13)
- REBOUNDS: 6 AT MICHIGAN STATE (12/4/13)
- ASSISTS: 7 VS. TEXAS (12/18/13)
- STEALS: 3 ON FOUR OCCASIONS

Nate Britt, Game-by-Game											
2013-14	FG	3FG	FT	REB	PF	PTS	A	TO	B	S	MP
Oakland*	2-4	0-0	0-0	1-0-1	2	4	3	3	0	1	22
Holy Cross*	0-4	0-0	0-2	0-1-1	2	0	3	2	0	2	29
Belmont*	1-3	1-1	1-2	2-3-5	4	4	0	0	0	3	21
vs. Richmond*	2-3	0-0	0-1	0-0-0	4	4	0	3	0	3	20
vs. Louisville*	3-9	0-0	3-4	1-1-2	3	9	5	4	0	0	26
at UAB*	0-3	0-1	0-0	0-2-2	5	0	2	1	0	1	27
at Michigan State*	3-8	0-2	7-8	0-6-6	3	13	3	2	0	1	28
UNCG*	5-10	0-1	1-1	0-1-1	2	11	4	4	0	0	27
Kentucky*	3-6	0-1	2-3	0-1-1	5	8	1	1	0	2	28
Texas*	2-9	0-0	3-6	0-0-0	2	7	7	3	1	3	26
Davidson*	3-5	0-0	5-6	0-2-2	3	11	3	1	0	1	23
Northern Kentucky*	2-4	0-0	4-5	0-1-1	2	8	2	1	0	0	26
UNCW*	1-5	0-0	0-0	1-3-4	3	2	6	0	0	2	22
at Wake Forest*	3-6	0-0	0-0	0-1-1	1	6	2	1	0	2	21
Miami*	1-4	0-0	1-2	0-1-1	2	3	1	3	0	1	19
at Syracuse*	2-3	0-1	0-0	0-0-0	2	4	1	4	0	1	20
Boston College	1-4	0-0	0-0	0-0-0	1	2	2	1	0	0	10
at Virginia	1-4	0-0	2-2	0-0-0	3	4	1	1	0	1	14
Clemson	2-3	1-2	0-0	0-1-1	2	5	2	3	0	2	16
at Georgia Tech	0-2	0-0	4-4	0-2-2	2	4	3	0	0	0	22
NC State	3-7	0-0	0-0	0-3-3	2	6	2	2	1	1	19
Maryland	0-1	0-0	0-0	1-0-1	4	0	2	0	0	0	8
at Notre Dame	1-1	0-0	2-2	0-2-2	0	4	0	2	0	1	18
Pitt	1-9	0-1	0-0	0-1-1	1	2	3	1	0	0	18
at Florida State	2-5	0-0	2-2	0-4-4	3	6	0	0	0	1	21
Duke	0-2	0-0	6-6	0-1-1	1	6	1	1	0	1	13
Wake Forest	4-7	1-1	0-0	0-2-2	1	9	4	2	1	0	16
at NC State	1-3	0-0	4-4	0-0-0	4	6	2	1	0	1	21
at Virginia Tech	1-3	0-0	0-0	0-0-0	0	2	2	2	0	0	19
Notre Dame	2-3	0-0	0-0	0-0-0	3	4	1	2	0	1	21
at Duke	3-5	0-1	2-2	0-0-0	4	8	4	1	0	0	23
vs. Pitt (ACC)	2-7	0-0	5-6	1-0-1	4	9	5	3	0	3	26
vs. Providence (NCAA)	0-4	0-0	0-0	0-1-1	1	0	0	0	0	1	16
vs. Iowa St (NCAA)	1-2	0-0	0-0	0-2-2	1	2	3	3	0	1	25



*Isaiah Hicks* #22

# #22 ISAAH HICKS

SO • F • 6-8 • 230 • OXFORD, N.C. • EXERCISE & SPORT SCIENCE MAJOR

J.D. Lyon Jr.

Named an under-the-radar sophomore to watch in 2014-15 by ESPN.com • Should see an increased role in the frontcourt with the departure of All-ACC forward James Michael McAdoo • A natural power forward, he played most of his freshman year on the wing • A McDonald's prep All-America choice in 2013.

### FRESHMAN SEASON (2013-14)

Was 15 for 36 from the floor for 42 points • Averaged 7.3 minutes per contest, playing mostly at small forward • Carolina's best defender in ACC Tournament against Pitt • Played 11 minutes, primarily for his strong defensive play, in home win over Notre Dame • Scored on a driving, lefty layup in win over Duke • Solid effort in home win against Pittsburgh with four points, two rebounds and two blocks and good defensive effort vs. Lamar Patterson • Scored a season-high seven points and added four rebounds in a season-high 17 minutes vs. UNCW • Attempted and made his first three-pointer of the season against UNCW • Scored five points vs. UNCG • Blocked three shots and was UNC's best defender in win over Northern Kentucky • Started

second half vs. NKY when UNC out-scored the Norse 5-0 and built lead back to double figures.

### PREP

Associated Press Player of the Year in North Carolina in 2013 • Earned Parade and McDonald's All-America honors • Most Valuable Player of the state playoffs after leading Webb to title • Played for coach Leo Brunelli • Scored 34 points, grabbed a championship game-record 30 rebounds and blocked seven shots in 3-A title game victory over Statesville • Also played in Carolinas All-Star Basketball Classic • Played three seasons at Webb and his sophomore year at Body of Christ in Raleigh • Scored 30 or more points seven times as a senior • Averaged 22.9 points, 12.9 rebounds and 5.6 blocks as a senior • Played one year of football and competed in track and field for a season.

### PERSONAL

Born Isaiah Dwayne Hicks • Birthday is July 24 • Born in Oxford, N.C. • Son of Thomas and Regina Hicks • Majoring in exercise and sport science in the sport administration program.




Peyton Williams

### HICKS' CAREER STATISTICS

YEAR	GP-GS	MIN	AVG	FGM-A	PCT	3FGM-A	PCT	FTM-A	PCT	OFF	DEF	REB	AVG	A	TO	B	S	PTS	AVG
2013-14	34-0	249	7.3	15-36	.417	1-5	.200	11-19	.579	14	21	35	1.0	7	14	12	5	42	1.2

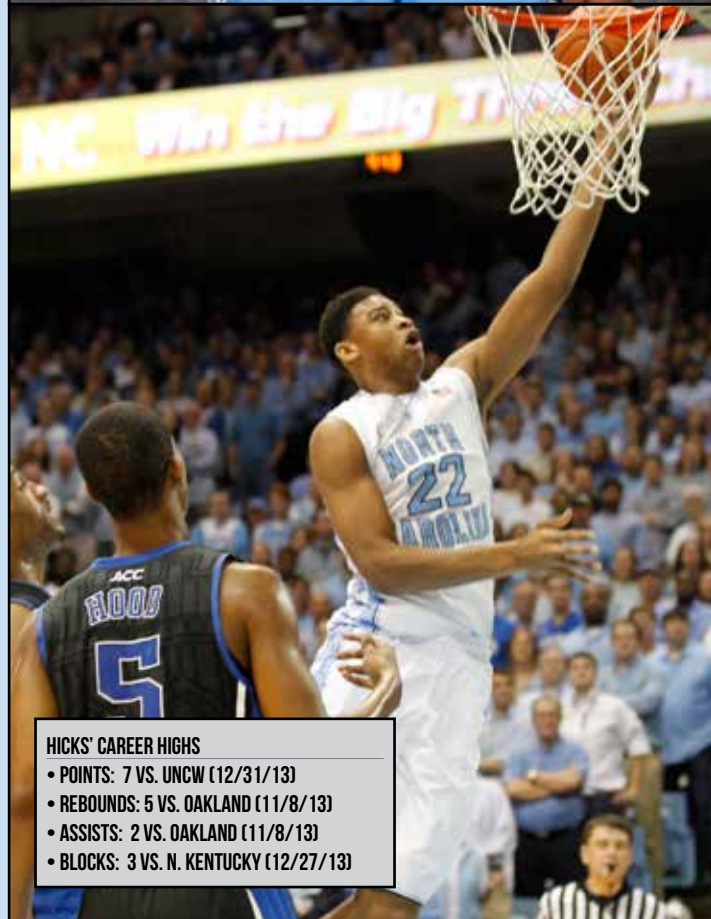


Peyton Williams



THE HICKS FILE

- NAME: ISAIAH DWAYNE HICKS
- BIRTHDAY: JULY 24
- BIRTHPLACE: OXFORD, N.C.
- PARENTS: THOMAS & REGINA HICKS
- PREP COACH: LEO BRUNELLI



Robert Crawford

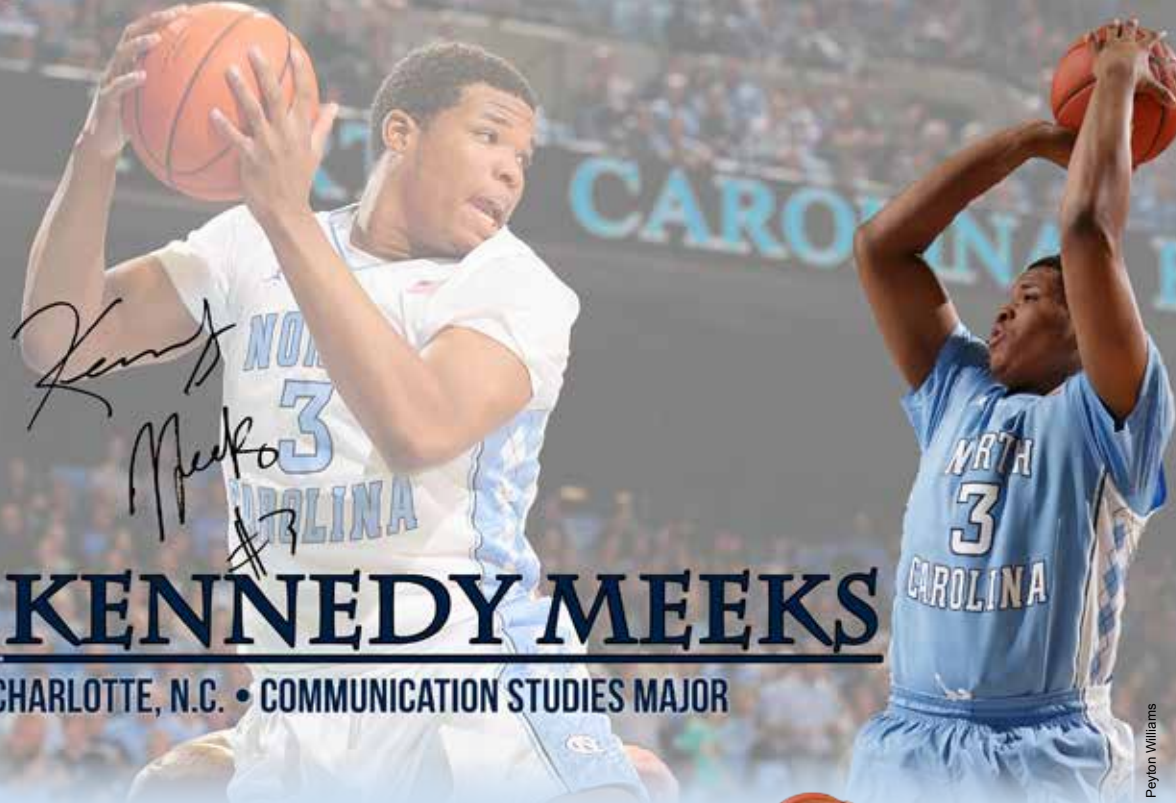
*Isaiah Hicks, Game-by-Game*

2013-14	FG	3FG	FT	REB	PF	PTS	A	TO	B	S	MP
Oakland	1-1	0-0	0-0	2-3-5	1	2	2	0	1	0	11
Holy Cross	1-2	0-0	0-0	1-0-1	3	2	0	1	1	0	10
Belmont	0-0	0-0	0-0	0-0-0	0	0	0	1	0	0	2
vs. Richmond	1-1	0-0	0-0	1-0-1	2	2	0	2	2	0	12
vs. Louisville	1-2	0-0	0-0	0-0-0	1	2	1	0	0	0	6
at UAB	0-1	0-0	1-2	0-1-1	1	1	0	0	1	0	9
at Michigan State	0-0	0-0	0-0	0-0-0	1	0	0	0	0	1	8
UNCG	1-2	0-0	3-4	0-2-2	0	5	0	0	0	0	13
Kentucky	0-1	0-0	0-0	0-1-1	0	0	0	0	0	0	2
Texas	1-2	0-0	0-1	1-1-2	2	2	0	0	1	0	11
Davidson	0-1	0-0	0-0	0-0-0	0	0	0	1	0	0	2
Northern Kentucky	1-2	0-0	2-4	1-2-3	1	4	1	0	3	0	12
UNCW	2-2	1-1	2-2	2-2-4	3	7	0	1	0	0	17
at Wake Forest	0-1	0-0	0-0	2-2-4	1	0	0	1	0	1	11
Miami	0-3	0-1	1-2	1-1-2	0	1	0	0	0	1	7
at Syracuse	0-1	0-1	0-0	1-1-2	0	0	0	1	1	0	8
Boston College	0-1	0-0	0-0	0-0-0	1	0	1	1	0	0	7
at Virginia	1-1	0-0	0-0	0-0-0	1	2	0	0	0	0	6
Clemson	1-2	0-0	0-0	0-0-0	1	2	0	0	0	0	6
at Georgia Tech	0-2	0-1	0-0	0-1-1	2	0	0	1	0	0	7
NC State	0-0	0-0	0-0	0-0-0	0	0	0	0	0	0	4
Maryland	0-2	0-1	0-0	0-0-0	0	0	0	0	0	0	2
at Notre Dame	0-0	0-0	0-0	0-0-0	0	0	0	1	0	0	3
Pitt	2-2	0-0	0-0	1-1-2	1	4	1	1	2	0	12
at Florida State	0-0	0-0	0-0	0-0-0	0	0	0	1	0	0	5
Duke	1-1	0-0	0-0	0-0-0	0	2	0	0	0	0	5
Wake Forest	0-1	0-0	0-0	1-1-2	5	0	1	0	0	0	10
at NC State	0-0	0-0	0-0	0-0-0	0	0	0	0	0	0	3
at Virginia Tech	0-1	0-0	0-0	0-0-0	0	0	0	0	0	0	5
Notre Dame	0-0	0-0	0-0	0-0-0	1	0	0	0	0	0	11
at Duke	0-0	0-0	1-2	0-0-0	0	1	0	0	0	0	4
vs. Pitt (ACC)	0-0	0-0	1-2	0-1-1	4	1	0	0	0	0	10
vs. Providence (NCAA)	0-0	0-0	0-0	0-0-0	0	0	0	1	0	1	2
vs. Iowa St (NCAA)	1-1	0-0	0-0	0-1-1	3	2	0	0	0	1	6

HICKS' CAREER HIGHS

- POINTS: 7 VS. UNCW (12/31/13)
- REBOUNDS: 5 VS. OAKLAND (11/8/13)
- ASSISTS: 2 VS. OAKLAND (11/8/13)
- BLOCKS: 3 VS. N. KENTUCKY (12/27/13)





*Kennedy MEEKS #3*

# #3 KENNEDY MEEKS

SO • F • 6-9 • 270 • CHARLOTTE, N.C. • COMMUNICATION STUDIES MAJOR

Returning starter in the low post • Named by Sports Illustrated's Luke Winn as one of five sophomores in the nation poised to break out in 2014-15 • Has dropped roughly 50 pounds since arriving at Carolina • Has good court sense and rebounding instincts • Boasts a soft shooting touch around the basket.

## FRESHMAN SEASON (2013-14)

Averaged 7.6 points and 6.1 rebounds in 34 games • Earned ACC All-Freshman team honors from both the media and the league's head coaches • Second-leading rebounder among freshmen in the ACC • Was ninth in ACC games in offensive rebounding • Started 15 of the last 16 games (except for senior night), 12 of which were wins • Made 17 starts overall, most among those players at the '5' • ACC Rookie of the Week for his play vs. Michigan State and UNCG • Second on the team in field goal percentage (.548) and third in rebounding (6.1) • Led UNC in rebounding 11 times • Averaged 15 rebounds per 40 minutes • Scored in double figures 12 times with a high of 23 at Florida State • Averaged 16.3 minutes a game • Played a season-high 31

minutes against Iowa State • UNC was 9-3 in games he played 18 minutes or more.

### NCAA TOURNAMENT HIGHLIGHTS

Averaged 13.5 points and 9.0 rebounds and made 12 of 19 from the floor (.632) in two NCAA Tournament games • Posted his second double-double with 15 points and a season-high 13 rebounds in a season-high 31 minutes in NCAA Tournament loss to Iowa State • The 13 rebounds tied the UNC single-game best for any game all year • Scored 12 points in 13 minutes against Providence in the NCAA Tournament second round • Scored eight of his 12 in the opening half (had scored a total of eight points in the previous four games).

### ACC HIGHLIGHTS

Played just 12 minutes and went scoreless with one rebound at Duke after becoming ill hours before tipoff • Grabbed 10 rebounds, six on the offensive boards, in the win at NC State • Scored 15 points despite spraining his right ankle and hyper-extending his right knee in the first half against Wake Forest on 2/22 • Led all scorers with a season-high 23 points on 11 of 12 shooting from the floor in the comeback vic-

tory at Florida State • Field goal percentage of .917 was the highest single-game percentage by a Tar Heel in the Roy Williams era

• Had eight points and 10 rebounds in 13 minutes against NC State • Had 11 points, a team-high eight rebounds and a season-high tying three blocks in win over Clemson • Led UNC with 15 points and nine rebounds and was the team's top defender at Virginia • Made seven field goals in 10 attempts and played 21 minutes, his longest stint since the Louisville game • Scored 10 points, all in the second half, and added six rebounds in win over Boston College • Played the final 13:23 against BC, by far his longest

continuous stretch of the season • Had seven points and nine boards at Wake Forest.

### PRE-ACC HIGHLIGHTS

Went 6 for 6 from the floor and finished with 13 points and a season-high three blocked shots in OT win over Davidson • Gave UNC a 74-73 lead with a power move with 2:40 to play in regulation • Had 12 points and a game-high eight rebounds vs. UNCG • Led Carolina with 15 points and had seven rebounds and a key assist on a three-pointer by Marcus Paige in win at #1 Michigan State • Scored 11 second-half points vs. the Spartans • Averaged 14.0 points, 9.5 rebounds and 4.0 assists in wins over Louisville and Michigan State • First double-double with 13 points, 12 rebounds and seven assists in win over Louisville (led all players on both teams in rebounds and assists) • Had eight points, 10 rebounds and five assists in the second half as UNC out-scored the Cards, 49-40

### MEEKS' CAREER STATISTICS

YEAR	GP-GS	MIN	AVG	FGM-A	PCT	3FGM-A	PCT	FTM-A	PCT	OFF	DEF	REB	AVG	A	TO	B	S	PTS	AVG
2013-14	34-17	553	16.3	103-188	.548	0-0	—	51-87	.586	80	127	207	6.1	27	35	27	11	257	7.6

# KENNEDY MEEKS

• Pulled down a game-high eight rebounds vs. Holy Cross • Offensive rebound and put-back basket gave Carolina the lead for good vs. the Crusaders • Scored 10 points and grabbed five rebounds in 13 minutes in collegiate debut vs. Oakland.

## PREP

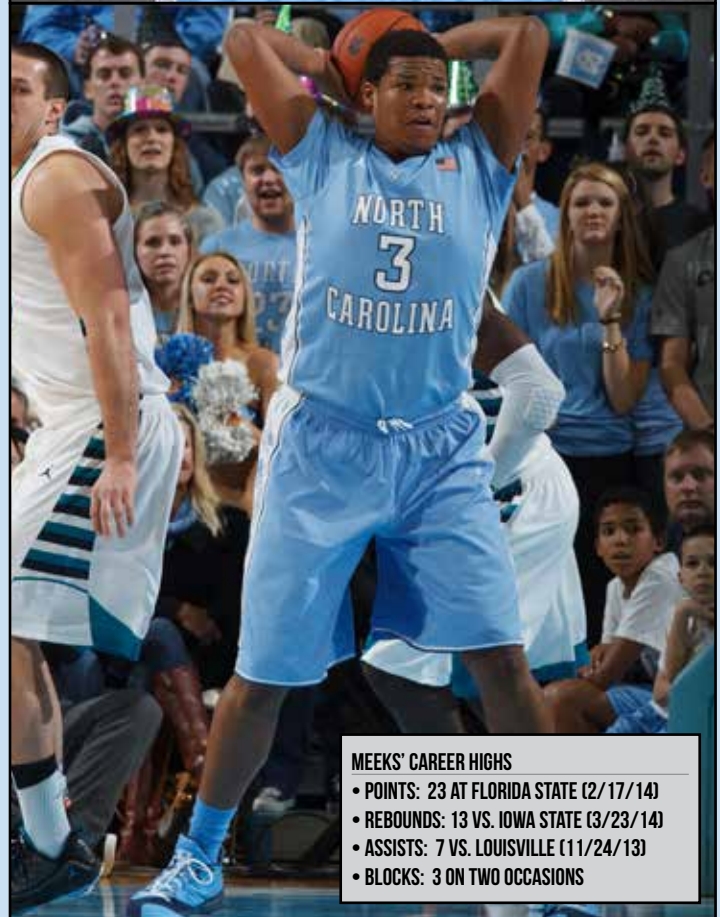

Attended West Charlotte High School, where he played for coach Baronton Terry • A McDonald's All-America • Also played in the Jordan Brand Classic and the Nike Global Challenge • Three-time all-state selection • Helped lead West Charlotte to a 78-13 record over the last three seasons • Won the state title in 2011, earning MVP honors after grabbing 19 rebounds in the championship game • Averaged 19 points, 16 rebounds and three blocks as a senior • Scored 20 or more points seven times • Grabbed 20 or more rebounds four times • Had three games as a senior with 20 plus points and rebounds • Also lettered in tennis for three seasons at West Charlotte • Honor student in each of his last three years.

## PERSONAL

Born Kennedy Rashod Meeks • Birthday is Feb. 5 • Born in Charlotte • Son of Nokhia Meeks and Dana Hobbs • Majoring in communication studies.

### THE MEEKS FILE

- NAME: KENNEDY RASHOD MEEKS
- BIRTHDAY: FEBRUARY 5
- BIRTHPLACE: CHARLOTTE, N.C.
- PARENTS: NOKHIA MEEKS & DANA HOBBS
- PREP COACH: BARONTON TERRY



Peyton Williams

Kennedy Meeks, Game-by-Game												
2013-14	FG	3FG	FT	REB	PF	PTS	A	TO	B	S	MP	
Oakland	3-4	0-0	4-4	0-5-5	2	10	2	1	0	1	13	
Holy Cross	1-3	0-0	2-2	2-6-8	1	4	0	0	1	0	13	
Belmont	3-6	0-0	0-1	1-3-4	0	6	0	0	0	1	12	
vs. Richmond	0-2	0-0	1-2	1-2-3	0	1	0	0	0	0	5	
vs. Louisville	5-6	0-0	3-7	4-8-12	2	13	7	1	0	1	24	
at UAB	3-5	0-0	1-2	1-5-6	0	7	0	1	0	0	15	
at Michigan State	6-8	0-0	3-4	2-5-7	1	15	1	0	1	0	18	
UNCG	5-8	0-0	2-5	4-4-8	3	12	2	0	1	0	15	
Kentucky	0-4	0-0	1-3	3-1-4	2	1	1	2	2	0	19	
Texas	4-8	0-0	1-1	3-3-6	4	9	0	0	0	1	16	
Davidson	6-6	0-0	1-3	0-4-4	3	13	0	1	3	0	16	
Northern Kentucky	0-1	0-0	4-4	1-5-6	0	4	2	1	2	0	13	
UNCW*	0-3	0-0	0-0	1-4-5	1	0	0	4	1	1	16	
at Wake Forest*	3-8	0-0	1-2	4-5-9	2	7	0	1	0	0	18	
Miami	2-3	0-0	1-2	0-4-4	1	5	0	1	1	0	16	
at Syracuse	0-2	0-0	0-0	0-0-0	2	0	0	0	1	0	12	
Boston College	3-4	0-0	4-5	3-3-6	3	10	0	1	1	1	15	
at Virginia	7-10	0-0	1-3	4-5-9	1	15	2	1	1	1	21	
Clemson*	5-9	0-0	1-4	5-3-8	2	11	1	2	3	1	26	
at Georgia Tech*	4-4	0-0	1-2	1-9-10	3	9	2	1	1	0	26	
NC State*	3-9	0-0	2-2	5-5-10	2	8	0	1	0	0	13	
Maryland*	2-4	0-0	3-6	1-2-3	1	7	0	3	1	0	18	
at Notre Dame*	1-6	0-0	1-2	4-2-6	1	3	1	3	1	0	12	
Pitt*	1-3	0-0	0-0	3-1-4	3	2	0	1	1	0	11	
at Florida State*	11-12	0-0	1-3	3-4-7	3	23	0	0	2	0	24	
Duke*	1-5	0-0	2-2	3-3-6	1	4	2	2	0	0	16	
Wake Forest*	6-7	0-0	3-4	2-2-4	1	15	1	1	0	0	15	
at NC State*	3-7	0-0	2-4	6-4-10	2	8	0	1	0	0	21	
at Virginia Tech*	1-5	0-0	0-0	2-5-7	4	2	2	1	2	0	18	
Notre Dame	2-4	0-0	1-2	1-3-4	1	5	0	0	0	1	12	
at Duke*	0-1	0-0	0-0	0-1-1	0	0	0	1	0	0	12	
vs. Pitt (ACC)*	0-2	0-0	1-2	2-1-3	2	1	0	1	0	0	8	
vs. Providence (NCAA)*	6-8	0-0	0-0	4-1-5	1	12	0	0	0	1	13	
vs. Iowa St (NCAA)*	6-11	0-0	3-4	4-9-13	3	15	1	1	2	1	31	

### MEEKS' CAREER HIGHS

- POINTS: 23 AT FLORIDA STATE (2/17/14)
- REBOUNDS: 13 VS. IOWA STATE (3/23/14)
- ASSISTS: 7 VS. LOUISVILLE (11/24/13)
- BLOCKS: 3 ON TWO OCCASIONS



*Shannon White*

# #45 STILMAN WHITE

SO • G • 6-0 • 170 • WILMINGTON, N.C. • ECONOMICS MAJOR

## CAREER

A freshman in 2011-12, he then went on a Mormon mission and sat out the last two seasons • Is a sophomore in 2014-15 • Wore jersey No. 11 as a freshman in 2011-12 but switched to No. 45 upon his return to Chapel Hill prior to this season.

## FRESHMAN SEASON (2011-12)

Played 60 minutes without a turnover in the NCAA Tournament Sweet 16 against Ohio and Elite Eight against Kansas • Set season-highs for points (four) and assists (seven) against the Jayhawks • Had six first-half assists and helped the Tar Heels shoot 63.6 percent in the first half against KU • Made his first college start in the Sweet 16 against Ohio and played 32 minutes with a season-high six assists and zero turnovers • Played more minutes in the first half (12) than he did in any previous game • Had dished out six assists in his previous 16 games • Was the only Tar Heel not to commit a turnover against the Bobcats • Played as many minutes in the regional in St. Louis as he did in the previous 15 games combined.

Played in 34 games, including every game since December 17th • Scored a season-high four points against Kansas and three points against Michigan State, South Carolina, Evansville, NC State and Georgia Tech • Had 32 assists and just five turnovers • Committed a turnover every 39.2 minutes of action • Played five or more minutes in 14 games • Hit a three-pointer and had an assist in ACC wins over NC State (h) and Georgia Tech • Played eight solid minutes in the home win over Virginia • Had an assist and steal and the team was plus-16 with him on the floor.

## PREP

Earned first-team Associated Press and North Carolina Basketball Coaches all-state honors and was the Midwestern Conference and District 2 Player of the Year in 2011 at Hoggard High School • Two-time team captain, MVP and all-district honoree • Played for Coach Brett Queen • Scored 1,078 points and had 231 assists in 76 career games • Averaged a career-high 20.5 points and 3.0 assists per game as a senior • Hoggard's all-time leader in made free throws (280) and three-point field goal percentage (.381) • Led Hog-

gard to the conference tournament championship in 2011 • One of three players in school history to score 1,000 or more points.

## PERSONAL

Stilman Shannon White is the son of Erin and Shannon White • Born on July 27 in Orange, Calif. • His youngest sister was adopted from Ethiopia • Economics major.



### WHITE'S CAREER STATISTICS

YEAR	GP-GS	MIN	AVG	FGM-A	PCT	3FGM-A	PCT	FTM-A	PCT	OFF	DEF	REB	AVG	A	TO	B	S	PTS	AVG
2011-12	34-2	196	5.8	6-30	.200	3-19	.158	14-24	.583	1	11	12	0.4	32	5	0	8	29	0.9

# STILMAN WHITE

## Stilman White, Game-by-Game

2011-12	FG	3FG	FT	REB	PF	PTS	A	TO	B	S	MP
vs. Michigan State	0-0	0-0	3-4	0-0-0	0	3	0	0	0	0	1
at UNC Asheville	0-0	0-0	1-2	0-0-0	0	1	0	0	0	0	0+
Miss. Valley State	0-0	0-0	0-3	0-3-3	2	0	3	0	0	0	9
Tennessee State	0-0	0-0	0-2	0-0-0	2	0	1	0	0	0	4
vs. South Carolina	1-1	1-1	0-0	0-0-0	0	3	1	0	0	0	3
vs. UNLV				DNP							
Wisconsin				DNP							
at Kentucky				DNP							
Evansville	0-2	0-1	3-4	0-2-2	2	3	2	1	0	0	9
Long Beach State				DNP							
Appalachian State	1-2	0-0	0-1	0-0-0	1	2	0	0	0	0	4
Nicholls	0-1	0-1	0-0	0-0-0	3	0	2	1	0	0	11
Texas	0-0	0-0	0-0	0-0-0	0	0	0	0	0	0	1
Elon	0-1	0-1	0-0	0-1-1	0	0	1	0	0	1	8
Monmouth	0-1	0-1	1-2	1-2-3	0	1	2	0	0	0	6
Boston College	0-0	0-0	0-0	0-0-0	0	0	0	0	0	0	2
Miami	0-0	0-0	0-0	0-0-0	0	0	0	0	0	0	2
at Florida State	0-3	0-1	0-0	0-0-0	1	0	0	0	0	0	4
at Virginia Tech	0-1	0-1	0-0	0-0-0	0	0	0	1	0	0	1
NC State	1-2	1-2	0-0	0-0-0	1	3	1	0	0	0	5
Georgia Tech	1-1	1-1	0-0	0-0-0	0	3	1	0	0	1	6
at Wake Forest	0-0	0-0	0-0	0-0-0	1	0	0	0	0	0	3
at Maryland	0-0	0-0	0-0	0-0-0	1	0	0	0	0	0	2
Duke	0-0	0-0	0-0	0-0-0	0	0	0	0	0	0	2
Virginia	0-1	0-1	0-0	0-1-1	1	0	1	0	0	1	8
at Miami	0-0	0-0	0-0	0-0-0	1	0	0	0	0	0	2
Clemson	0-0	0-0	0-0	0-0-0	2	0	1	0	0	0	4
at NC State	0-0	0-0	0-0	0-0-0	1	0	1	0	0	0	2
at Virginia	0-1	0-1	0-0	0-0-0	2	0	0	0	0	0	2
Maryland	0-1	0-1	0-0	0-0-0	2	0	0	0	0	0	7
Duke	0-0	0-0	0-0	0-0-0	0	0	1	0	0	0	3
vs. Maryland (ACC)	1-2	0-1	0-0	0-0-0	0	2	0	1	0	1	8
vs. NC State	0-1	0-1	0-0	0-0-0	0	0	0	0	0	1	3
vs. Fla State	0-0	0-0	0-0	0-0-0	0	0	0	0	0	1	1
vs. Vermont (NCAA)	0-0	0-0	0-0	0-0-0	1	0	0	0	0	0	8
vs. Creighton	0-0	0-0	2-2	0-0-0	0	2	1	1	0	0	5
vs. Ohio*	0-4	0-1	2-2	0-0-0	3	2	6	0	0	1	32
vs. Kansas*	1-5	0-3	2-2	0-2-2	3	4	7	0	0	1	28




### WHITE'S CAREER HIGHS

- POINTS: 4 VS. KANSAS (3/25/12)
- REBOUNDS: 3 ON TWO OCCASIONS
- ASSISTS: 7 VS. KANSAS (3/25/12)
- STEALS: 1 ON SEVERAL OCCASIONS

### THE WHITE FILE

- NAME: STILMAN SHANNON WHITE
- BIRTHDAY: JULY 27
- BIRTHPLACE: ORANGE, CALIF.
- PARENTS: ERIN & SHANNON WHITE
- PREP COACH: BRETT QUEEN



Jack Morton



*Joel Berry II*  
#2

# #2 JOEL BERRY II

FR • G • 6-0 • 195 • APOPKA, FLA.



## PREP

Played for Coach Jason Vallery at Lake Highland Preparatory in Orlando, Fla. • Parade All-America • First player in Florida high school history to win Florida Dairy Farmers Mr. Basketball award three times (Vince Carter won the award in 1995) • Also won Gatorade Player of the Year honors three times, just the sixth player to do that in any state • Named King of the Court, 4-A Player of the Year and first-team all-state by the Florida Association of Basketball Coaches • Orlando Sentinel area player of the year • Led Lake Highland Prep to consecutive state championships • Was Tournament MVP as a senior, when he averaged 22.4 points, 6.6 rebounds, five assists and 2.2 steals in five games • Averaged 21.7 points, 6.0 rebounds, 3.3 assists and 2.6 steals in his prep career • Averaged 24.5 points, 7.0 rebounds, 4.3 assists and 2.4 steals as a senior • Had 39 points in 2014 state semifinals and 20 points and nine rebounds in the title game • Averaged 25.3 points as a junior and 23.8 as a sophomore • Played in the McDonald's All-America Game and the Nike Hoop Summit and was invited to play in the Jordan Brand Classic but did not play due to injury • Earned third-team All-America honors from MaxPreps in 2014 • Won the Nike Peach Jam in 2013 • Earned a gold medal on the USA's U-17 team that

played in Lithuania in 2012 • Also played one year of football.

## PERSONAL

Born Joel DeWayne Berry II • Birthday is April 1 • Son of Joel and Kathie Berry • His sister played four years at Rollins College • Has yet to declare a major.

### THE BERRY FILE

- NAME: JOEL DEWAYNE BERRY II
- BIRTHDAY: APRIL 1
- BIRTHPLACE: ORLANDO, FLA.
- PARENTS: JOEL & KATHIE BERRY
- PREP COACH: JASON VALLERY



USA Basketball



*Jack*  
#44

# #44 JUSTIN JACKSON

FR • F/G • 6-8 • 193 • TOMBALL, TEXAS

Named one of the nation's top 20 high impact newcomers for 2014-15 by ESPN.com • Also named one of the country's top 20 wing players by SI.com • Named preseason second-team All-ACC by Athlon.

### PREP

Played for Coach Mike Decker for the Homeschool Christian Youth Association Warriors • Parade All-America and second-team USA Today All-America • Played in the McDonald's All-America Game and Jordan Brand Classic • Won the Maravich Award (2011), the Sullivan Award (2012) and the Jefferson Award (2013) as the top home schooled player in the country • Earned co-Most Valuable Player honors at the McDonald's Game after scoring 23 points on 11 of 14 shooting from the floor • Also the recipient of the Jack Daly Sportsmanship Award at the McDonald's game • Led HCYA Warriors to national championship in 2012 • Averaged 31.5 points, 9.1 rebounds, 2.0 assists and 1.9 blocks in 40 games as a senior • Led HCYA Warriors to 30-13 record in 2014 and a berth in the national title game • Scored 41 points in double overtime loss in the finals • Houston Chronicle's All-Greater Houston team • VYPE's (high school sports magazine) Houston Area Player of the Year • Teamed with

Theo Pinson to earn a gold medal for the USA at FIBA Americas U-16 championship in 2011 in Mexico • Scored 13 points in gold medal game against Argentina • Attended Lone Star College as part of his home schooling.

### PERSONAL

Born Justin Aaron Jackson • Birthday is March 28 • Son of Lloyd and Sharon Jackson • His father ran track at Blinn Junior College and his mother played basketball there.

### THE JACKSON FILE

- NAME: JUSTIN AARON JACKSON
- BIRTHDAY: MARCH 28
- BIRTHPLACE: HOUSTON, TEXAS
- PARENTS: LLOYD & SHARON JACKSON
- PREP COACH: MIKE DECKER



USA Basketball



USA Basketball



# #1 THEO PINSON

FR • F/G • 6-6 • 195 • GREENSBORO, N.C.

## PREP

Played for Coach Keith Gatlin (who played guard at Maryland) at Wesleyan Christian Academy in High Point, N.C. • Earned third-team USA Today All-America honors in 2014 • Played in McDonald's All-America Game, Nike Hoop Summit and Jordan Brand Classic • Won two consecutive 3-A NCISAA state championships • Averaged 23 points as a senior • The Charlotte Observer's Mr. Basketball for North Carolina in 2014 • Won the Elite 24 dunk contest in 2013 • Played at Oak Ridge (N.C.) Military Academy as a freshman • Teamed with Justin Jackson to earn a gold medal for Team USA

at FIBA Americas U-16 championship in 2011 in Mexico.

## PERSONAL

Born Theophilus Alphonso Pinson on Nov. 5 • Son of Theo and Barbara Pinson • Has yet to declare a major.

### THE PINSON FILE

- NAME: THEOPHILUS ALPHONSO PINSON
- BIRTHDAY: NOVEMBER 5
- BIRTHPLACE: GREENSBORO, N.C.
- PARENTS: THEO & BARBARA PINSON
- PREP COACH: KEITH GATLIN



J.D. Lyon Jr.



# ROY WILLIAMS

- ROY WILLIAMS IS ONE OF ONLY FOUR ACTIVE COACHES TO WIN MULTIPLE NCAA CHAMPIONSHIPS.

- WILLIAMS IS FOURTH IN NCAA HISTORY WITH SEVEN FINAL FOUR APPEARANCES AS A HEAD COACH (1991, 1993, 2002, 2003 AT KANSAS AND 2005, 2008, 2009 AT UNC).

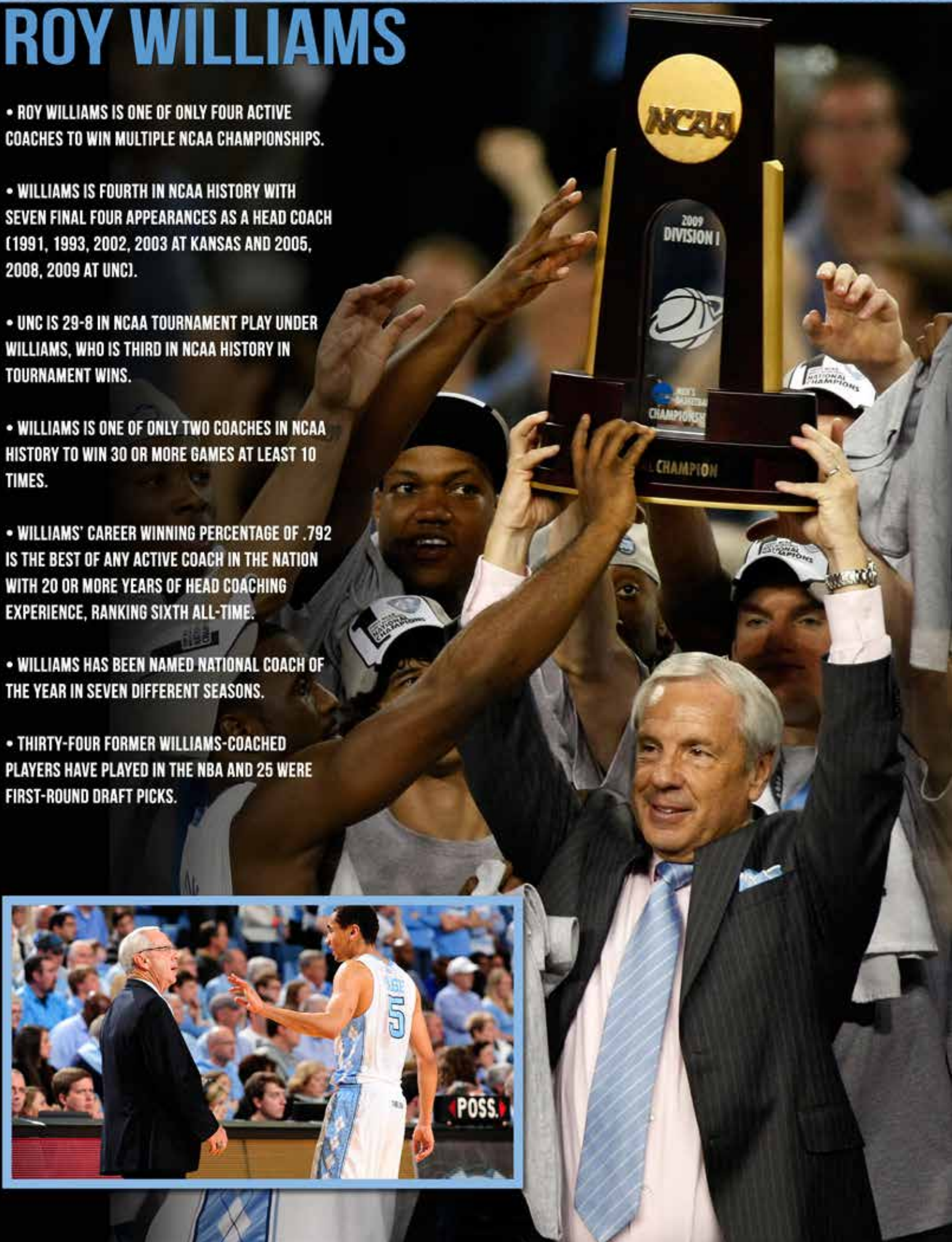
- UNC IS 29-8 IN NCAA TOURNAMENT PLAY UNDER WILLIAMS, WHO IS THIRD IN NCAA HISTORY IN TOURNAMENT WINS.

- WILLIAMS IS ONE OF ONLY TWO COACHES IN NCAA HISTORY TO WIN 30 OR MORE GAMES AT LEAST 10 TIMES.

- WILLIAMS' CAREER WINNING PERCENTAGE OF .792 IS THE BEST OF ANY ACTIVE COACH IN THE NATION WITH 20 OR MORE YEARS OF HEAD COACHING EXPERIENCE, RANKING SIXTH ALL-TIME.

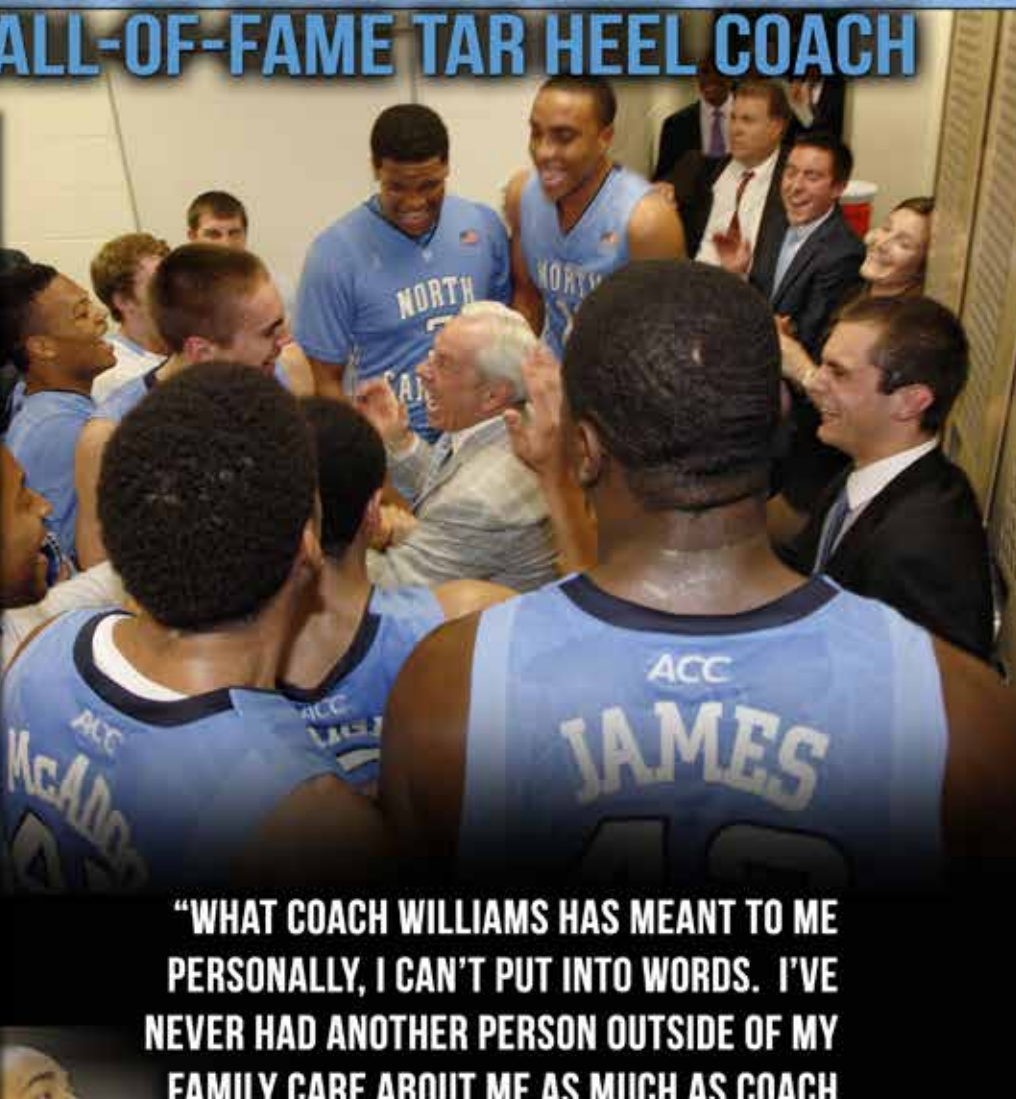
- WILLIAMS HAS BEEN NAMED NATIONAL COACH OF THE YEAR IN SEVEN DIFFERENT SEASONS.

- THIRTY-FOUR FORMER WILLIAMS-COACHED PLAYERS HAVE PLAYED IN THE NBA AND 25 WERE FIRST-ROUND DRAFT PICKS.





# HALL-OF-FAME TAR HEEL COACH



**"WHAT COACH WILLIAMS HAS MEANT TO ME PERSONALLY, I CAN'T PUT INTO WORDS. I'VE NEVER HAD ANOTHER PERSON OUTSIDE OF MY FAMILY CARE ABOUT ME AS MUCH AS COACH WILLIAMS HAS. I CAN NEVER THANK HIM FOR THE THINGS HE'S DONE FOR ME."**


**-MARVIN WILLIAMS**



# ROY WILLIAMS

"HE'S THE BEST COACH I'VE EVER HAD. HE RUNS A PRO SYSTEM AND HE DOES A GREAT JOB OF GETTING THE MOST OUT OF HIS PLAYERS WITHIN A TEAM CONCEPT."

-KENDALL MARSHALL,  
2012 NBA DRAFT LOTTERY PICK



"WHAT MAKES COACH WILLIAMS ONE OF THE GREAT COACHES ISN'T JUST HIS EXTRAORDINARY RECORD, BUT HIS DEDICATION TO HIS PLAYERS. HE'S JUST AS SERIOUS ABOUT MAKING THESE GUYS INTO MEN AND INTO LEADERS AS HE IS INTO MAKE THEM CHAMPIONS."

— PRESIDENT BARACK OBAMA

# COACH, LEADER, CHAMPION




WILLIAMS WITH HIS GRANDSONS




"HE PUTS A LOT ON YOUR PLATE. HE FORCES YOU TO GROW UP EARLY, ESPECIALLY IN THE BASKETBALL WORLD. HE PUTS A LOT ON YOU, FROM CALLING THE PLAYS TO RUNNING THE TEAM. HE PUTS A LOT OF RESPONSIBILITY ON YOU, AND I THINK THAT, AT THE END OF THE DAY, MAKES YOU A BETTER PLAYER."

-DENVER NUGGETS POINT GUARD TY LAWSON



ROY WILLIAMS  
WITH COACH DEAN SMITH



- NAISMITH HALL OF FAMER
- TWO-TIME NCAA CHAMPION
- SEVEN FINAL FOURS
- SIXTH-BEST WINNING PERCENTAGE IN NCAA HISTORY
- SEVEN-TIME NATIONAL COACH OF THE YEAR



**THE WILLIAMS FILE**

**CAREER: 724-190 (26 SEASONS)**  
**UNC: 306-89 (11 SEASONS)**

- Has the highest winning percentage (.792) of any active head coach in the nation with 20+ years experience, ranking sixth all-time
- Two-time NCAA champion (2005, 2009)
- Has led his teams to seven Final Fours
- Three Final Fours at UNC
- Has coached 26 first-round NBA Draft picks, including 15 at Carolina

• **Birthday:** August 1  
 • **Education:** North Carolina, 1972; 1973 (Master's)  
 • **Playing experience:** UNC freshman team, 1968-69

• **Previous head coaching experience:**  
 Kansas (1988-2003)  
 Owen High School (1973-78)

• **Assistant coaching experience:**  
 North Carolina (1978-88)

• **Family:** *Wife* - Wanda; *Son* - Scott, *Daughter* - Kimberly, *Daughter-in-law* - Katie; *Grandsons* - Aiden, Court

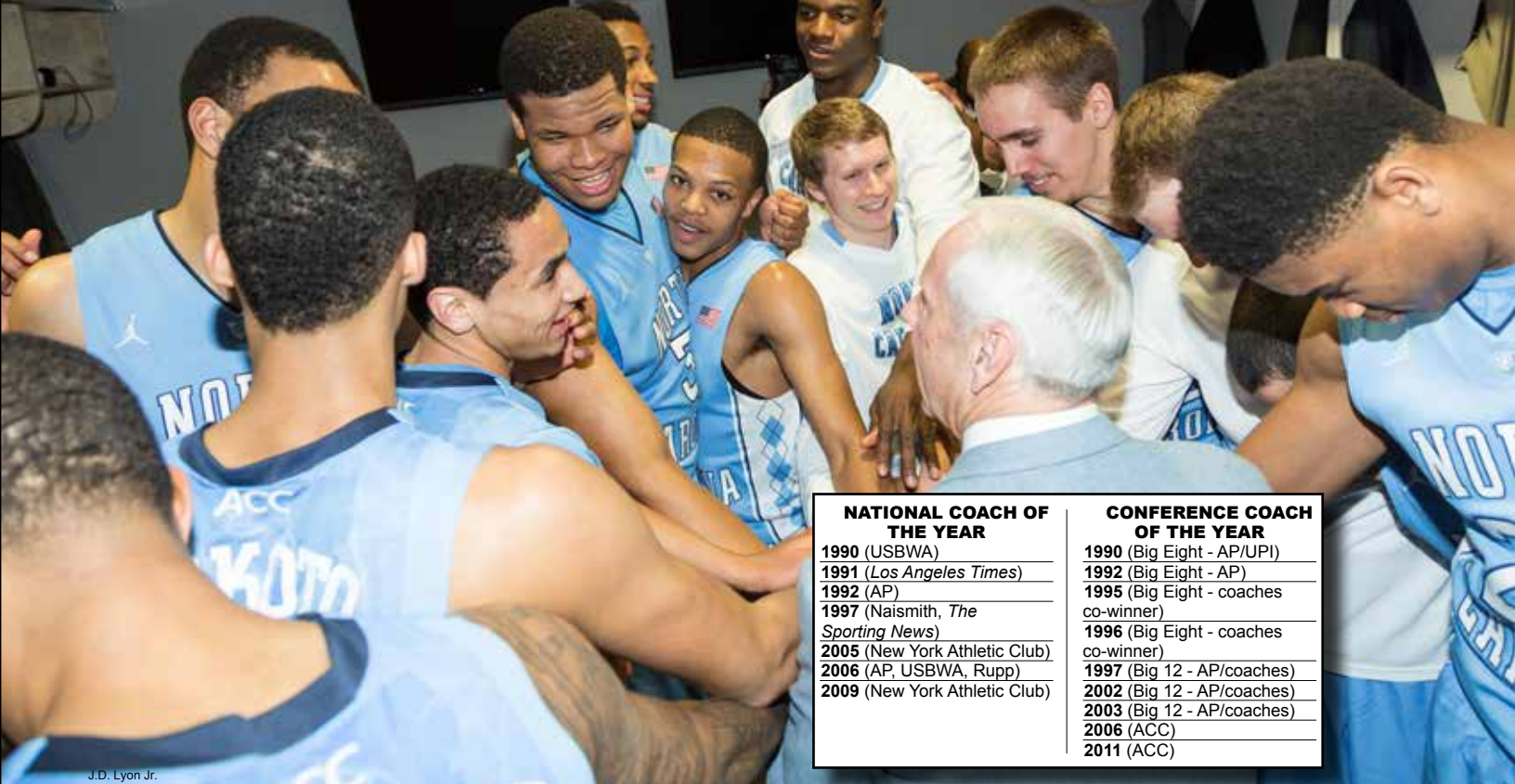
*Roy Williams*



**ROY WILLIAMS**

**HEAD COACH • 12TH YEAR AT CAROLINA (306-89) • 27TH YEAR OVERALL (724-190)**

Peyton Williams



NATIONAL COACH OF THE YEAR	CONFERENCE COACH OF THE YEAR
1990 (USBWA)	1990 (Big Eight - AP/UPI)
1991 ( <i>Los Angeles Times</i> )	1992 (Big Eight - AP)
1992 (AP)	1995 (Big Eight - coaches co-winner)
1997 (Naismith, <i>The Sporting News</i> )	1996 (Big Eight - coaches co-winner)
2005 (New York Athletic Club)	1997 (Big 12 - AP/coaches)
2006 (AP, USBWA, Rupp)	2002 (Big 12 - AP/coaches)
2009 (New York Athletic Club)	2003 (Big 12 - AP/coaches)
	2006 (ACC)
	2011 (ACC)

J.D. Lyon Jr.

When North Carolina beat #1 ranked Michigan State last year in East Lansing, it marked not only the 13th time the Tar Heels had ever beaten the nation's top team – an NCAA record – but it was the seventh time a Roy Williams-coached squad had toppled the number one team in the Associated Press poll. Among the 159 men who have coached teams to wins over #1, Williams is one of only two in college basketball history to accomplish that feat seven times. No coach has done that more.

Williams begins his 12th season as Carolina's head coach. A member of the Naismith Basketball and College Basketball Halls of Fame, Williams has led Carolina to national championships in 2005 and 2009, another Final Four in 2008, Elite Eights in 2007, 2011 and 2012, five NCAA Tournament No. 1 seeds in 10 appearances, seven Associated Press Top 10 final rankings, six ACC regular-season titles, two ACC Tournament crowns and five 30-win seasons and has developed 15 first-round NBA Draft picks.

ESPN, Sports Illustrated, Sporting News and Fox Sports named Williams the Coach of the Decade for 2000-2009 as he led Kansas and Carolina to 33 NCAA Tournament wins in that span, eight more than any other coach.

The Asheville, N.C., native and

1972 UNC graduate has compiled a 26-year record as a college head coach of 724-190. He is tied with DePaul's Ray Meyer for 19th place all-time with 724 wins. Only one other coach – Adolph Rupp – won 700 games with a higher winning percentage. Williams has led Kansas and UNC to wins at a rate of 79.2 percent. That is the highest winning percentage among active coaches with at least 20 years experience, second among all Division I active coaches and sixth-best all-time.

Last season, he won his 300th game at UNC, surpassing Smith's previous ACC record for reaching that mark in fewer games than any coach in the history of the historic conference.

Williams is 306-89 (.775) in 11 seasons at Carolina, making him the second-winningest coach in school history. He is also second in Kansas history with 418 wins, placing him in the top two in victories at schools that are ranked second (KU) and third (UNC) all-time in wins in college basketball history.

The Tar Heels are 130-50 in ACC regular-season play under Williams, giving him the third-best percentage (.722) in ACC history behind Duke's Vic Bubas and Smith. His teams improve as the year goes on, as evidenced by the fact that UNC is 70-20 in the second half of ACC play (.778) under Williams.

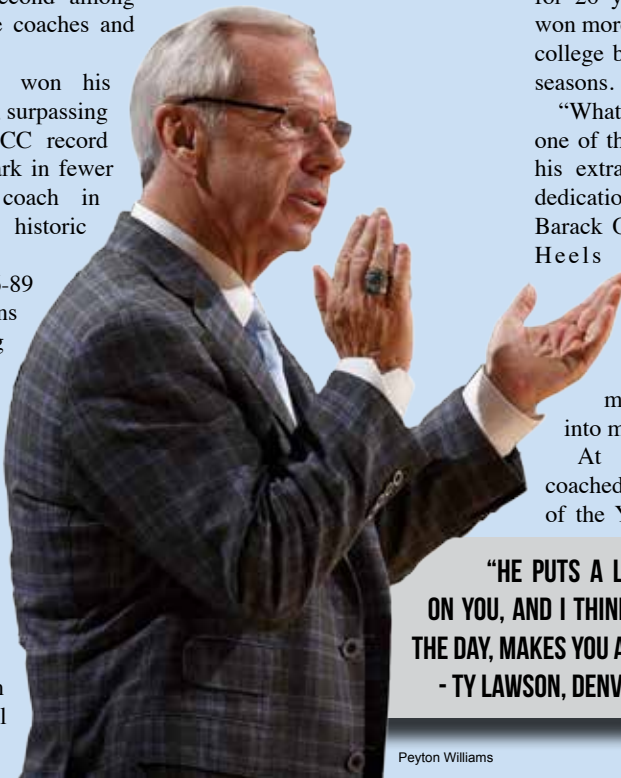
Williams has set UNC coaching records for most wins for one year

(36 in 2007-08), two years (70 in 2008-09), three years (101 from 2007-09), four years (124 from 2006-09), five years (157 from 2005-09), six years (177 from 2005-10), seven years (206 from 2005-12), nine years (263 from 2005-13) and 10 years (287 from 2005-14); and tied the mark for any eight-year span (225, tied with 1991-98).

Williams has been a head coach for 26 years, yet he has already won more games than any coach in college basketball history after 29 seasons.

"What makes Coach Williams one of the great coaches isn't just his extraordinary record, but his dedication to his players," President Barack Obama said when the Tar Heels visited the White House after winning the 2009 championship. "He's just as serious about making these guys into men and into leaders as he is into making them champions."

At Carolina, Williams has coached two National Players of the Year (Sean May in 2005,



Peyton Williams

**"HE PUTS A LOT OF RESPONSIBILITY ON YOU, AND I THINK THAT, AT THE END OF THE DAY, MAKES YOU A BETTER PLAYER."  
- TY LAWSON, DENVER NUGGETS**

**ROY WILLIAMS BY THE NUMBERS**

**HIGHEST WINNING PERCENTAGE, ALL-TIME**  
*(minimum 10 seasons as a Division I head coach)*

.826	Clair Bee	Rider, Long Island	412-87 (21 yrs)
.822	Adolph Rupp	Kentucky	876-190 (41 yrs)
.804	John Wooden	Indiana State, UCLA	664-162 (29 yrs)
.801	Mark Few	Gonzaga	403-100 (15 yrs)
.797	John Kresse	College of Charleston	560-143 (23 yrs)
<b>.792</b>	<b>Roy Williams</b>	<b>North Carolina</b>	<b>724-190 (26 yrs)</b>

**HIGHEST WINNING PERCENTAGE, ACTIVE COACHES**  
*(minimum 10 seasons as a Division I head coach)*

.801	Mark Few	Gonzaga	403-100 (15 yrs)
<b>.792</b>	<b>Roy Williams</b>	<b>North Carolina</b>	<b>724-190 (26 yrs)</b>
.768	Thad Matta	Ohio State	377-114 (14 yrs)
.763	Mike Krzyzewski	Duke	983-306 (39 yrs)
.760	John Calipari	Kentucky	555-175 (22 yrs)

**MOST WINS AFTER 26 SEASONS AS A HEAD COACH**

<b>724</b>	<b>Roy Williams</b>	<b>Kansas, North Carolina</b>
667	Jerry Tarkanian	Long Beach State, UNLV
623	Jim Boeheim	Syracuse
616	Bob Huggins	Walsh, Akron, Cincinnati, Kansas State, WVU.
613	Denny Crum	Louisville

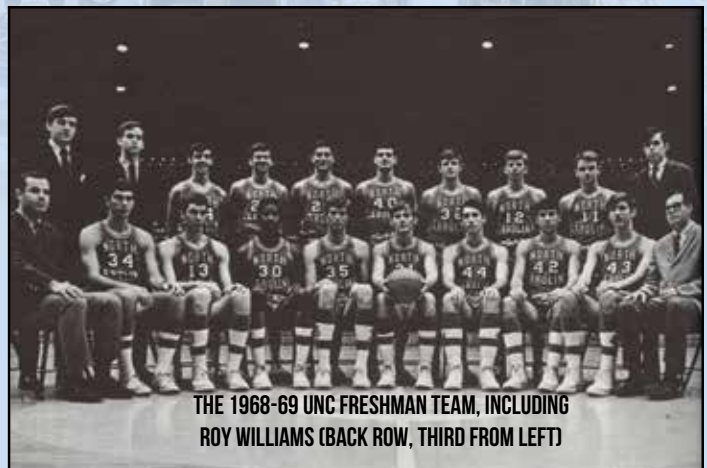
**MOST 30-WIN SEASONS**

13	Mike Krzyzewski	Duke
<b>10</b>	<b>Roy Williams</b>	<b>Kansas, North Carolina</b>
8	Jim Calhoun	Connecticut
8	Rick Pitino	Boston U, Providence, Kentucky, Louisville
7	John Calipari	Massachusetts, Memphis, Kentucky
7	Bill Self	Oral Roberts, Tulsa, Illinois, Kansas

**MOST WINS, ACTIVE COACHES**

983	Mike Krzyzewski	Duke (1st all-time)
948	Jim Boeheim	Syracuse (2nd)
740	Bob Huggins	West Virginia (16th)
<b>724</b>	<b>Roy Williams</b>	<b>North Carolina (tied 19th)</b>
704	Bo Ryan	Wisconsin (21st)

(source: NCAA)



**THE 1968-69 UNC FRESHMAN TEAM, INCLUDING ROY WILLIAMS (BACK ROW, THIRD FROM LEFT)**

(Tyler Hansbrough in 2008), three Bob Cousy Award winners as the best point guard in the country (Raymond Felton in 2005, Ty Lawson in 2009, Kendall Marshall in 2012), three ACC Players of the Year (Hansbrough in 2008, Lawson in 2009, Tyler Zeller in 2012), two ACC Athletes of the Year (May in 2005, Hansbrough in 2008), four ACC Rookies of the Year (Marvin Williams in 2005, Hansbrough in 2006, Brandan Wright in 2007, Harrison Barnes in 2011), two Final Four MOPs (May in 2005, Wayne Ellington in 2009) and 18 NBA Draft picks.

Hansbrough became the most decorated player in Carolina Basketball history and set the all-time ACC scoring mark with 2,872 points. He became the first player in ACC history to earn first-team All-America and first-team All-ACC honors in each of his four seasons. He also became Carolina's all-time leading rebounder, set the NCAA record for free throws made, won an NCAA title and National Player of the Year honors and earned his degree. On March 8, 2009, Senior Day at Carolina, an emotional Hansbrough thanked Williams for living up to a promise Williams made during his recruitment that the coach would always be honest with him.

"He always tells you the straight-up truth about what you need to hear, not just what you want to hear," says Hansbrough. "That helped me not only as a player but also as a person."

Danny Green started at shooting guard for the San Antonio Spurs when they won the 2014 NBA championship, joining Hall of


Famers Michael Jordan and James Worthy as players who won NCAA titles at UNC and NBA rings. Green says the winning cultures of the Tar Heels and the Spurs are similar.

"It starts with the coaches – Coach Williams and Coach Pop (Gregg Popovich) are very professional in the way they carry themselves," said Green, who averaged 13.1 points for the 2009 national championship team and played in more wins (123) than any Tar Heel in history. "They recruit not just great players, but great people. They want people who have the mentality of wanting to win and compete and not just be about the individual. Coach Williams gets kids who will buy into the message of winning, being a team and doing things the right way without worrying about individual accolades.

"Coach Williams does a great job of getting everyone on the same page and molding them a certain way and doing things the right way," adds Green, who hit an NBA Finals record 27 three-pointers in 2013. "I learned that at Carolina. It's easy for me to adjust to the Spurs organization, because I was doing those same things here."

The Tar Heels have set new standards for exemplary point guard play under Williams, who has coached a number of the top floor leaders in ACC history, three of whom have won the Cousy Award (no other school has more than one Cousy Award recipient).

Felton led the Tar Heels to the 2005 NCAA title; Lawson won a national championship in 2009 and set the ACC single-season record



J.D. Lyon Jr.

**ROY WILLIAMS**



Robert Crawford

**“COACH WILLIAMS DOES A GREAT JOB OF GETTING EVERYONE ON THE SAME PAGE AND MOLDING THEM A CERTAIN WAY AND DOING THINGS THE RIGHT WAY. I LEARNED THAT AT CAROLINA. IT’S EASY FOR ME TO ADJUST TO THE SPURS ORGANIZATION, BECAUSE I WAS DOING THOSE SAME THINGS HERE.”**  
**- DANNY GREEN, SAN ANTONIO SPURS**

**ROY WILLIAMS’ NCAA TOURNAMENT RANKINGS**

<b>MOST NCAA CHAMPIONSHIPS</b>			
10	John Wooden	UCLA (1964-65-67-68-69-70-71-72-73-75)	
4	Adolph Rupp	Kentucky (1948-49-51-58)	
4	Mike Krzyzewski	Duke (1991-92-2001-10)	
3	Bob Knight	Indiana (1976-81-87)	
3	Jim Calhoun	Connecticut (1999-2004-2011)	
2	<b>Roy Williams (UNC 2005-09)</b>	Dean Smith (UNC, 1982-93), Denny Crum (Louisville, 1980-86), Billy Donovan (Florida, 2006-07), Henry Iba (Oklahoma A&M, 1945-46), Ed Jucker (Cincinnati, 1961-62), Branch McCracken (Indiana, 1940-53), Rick Pitino (Kentucky 1996, Louisville 2013) and Phil Woolpert (San Francisco, 1955-56)	

<b>MOST NCAA FINAL FOUR APPEARANCES</b>			
12	John Wooden	– UCLA	
11	Dean Smith	– North Carolina	
11	Mike Krzyzewski	– Duke	
7	<b>Roy Williams</b>	– Kansas, North Carolina	
7	Rick Pitino	– Providence, Kentucky, Louisville	
6	Adolph Rupp	– Kentucky	
6	Denny Crum	– Louisville	
6	Tom Izzo	– Michigan State	

<b>MOST NCAA TOURNAMENT APPEARANCES</b>			
31	Jim Boeheim	Syracuse	1977-active
30	Mike Krzyzewski	Duke	1981-active
28	Bob Knight	Indiana, Texas Tech	1973-2007
27	Dean Smith	North Carolina	1961-1997
27	Lute Olson	Iowa, Arizona	1979-2007
25	Eddie Sutton	four teams	1974-2005
24	<b>Roy Williams</b>	<b>Kansas, North Carolina</b>	<b>1988-active</b>

<b>MOST CONSECUTIVE NCAA TOURNAMENT APPEARANCES</b>			
23	Dean Smith	North Carolina	1975-97
20	<b>Roy Williams</b>	<b>Kansas, North Carolina</b>	<b>1990-2009</b>
19	Mike Krzyzewski	Duke	1996-active
17	Rick Barnes	Clemson, Texas	1996-2012
17	Tom Izzo	Michigan State	1998-active

<b>MOST NCAA TOURNAMENT GAMES</b>			
108	Mike Krzyzewski	Duke	1981-active
92	Dean Smith	North Carolina	1961-97
85	<b>Roy Williams</b>	<b>Kansas, North Carolina</b>	<b>1988-active</b>
84	Jim Boeheim	Syracuse	1976-active
73	Lute Olson	Iowa, Arizona	1979-2007

<b>MOST NCAA TOURNAMENT WINS</b>			
82	Mike Krzyzewski	– Duke	
65	Dean Smith	– North Carolina	
63	<b>Roy Williams</b>	<b>Kansas, North Carolina</b>	
53	Jim Boeheim	– Syracuse	
50	Rick Pitino	– Boston University, Providence, Kentucky, Louisville	

<b>HIGHEST NCAA TOURNAMENT WINNING PERCENTAGE</b> (minimum 30 games)			
.825	John Wooden	UCLA	47-10
.759	Mike Krzyzewski	Duke	82-26
.754	John Calipari	UMass, Memphis, Kentucky	43-14
.746	Rick Pitino	four teams	50-17
.745	Billy Donovan	Florida	35-12
.741	<b>Roy Williams</b>	<b>Kansas, UNC</b>	<b>63-22</b>

for highest assist-error ratio; and Marshall led UNC to back-to-back regular-season league titles, set ACC records for most assists, highest assist average and most double-figure assist games in a season and posted the highest career assist-error ratio in ACC history.

“Coach Williams helped me learn the game from every aspect,” says Felton, who begins his 10th NBA season. “He taught me not to worry about scoring, to play better defense, to play together as a team, just lead my team. He taught me how to make everybody on the court better, and get mine in between all of that.”

“The success of the Carolina point guard comes from the fact that he understands how to play with people and still be an individual,” says Turner basketball analyst Kenny Smith, himself a former UNC point guard and two-time NBA champion. “You learn when to take shots and when to find people. You look at score, time and tempo of the game. Creating a pace your team can be part of and succeed in is the most valuable thing a point guard can bring to the game, and that’s what point guards learn at Carolina. They learn to control the pace so they can be valuable to their team.”

Last year, point guard Marcus Paige earned first-team All-ACC and second-team All-America honors and was one of six finalists for the Cousy Award as a sophomore. He averaged 17.5 points, an increase of more than nine points a game from his freshman season. He earned Hall of Fame Tipoff MVP honors after scoring 32 points against defending NCAA champion Louisville and netted 35 in an overtime win at NC State.

“I owe a lot—a lot—to Coach Williams,” Paige said after the road win over the Wolfpack. “When everyone was doubting me, no one

had more confidence in me than him. He stuck with me through everything and has always instilled confidence in me, and that’s why I play confidently on the court. When I was struggling, I would go in and talk to him a lot. He told me other guys have struggled. He told me Ty (Lawson) struggled, and Kendall struggled, and that there was no one he wanted running his team other than me. And that’s what helped me get through it.”

“He’s the best coach I’ve ever had,” said Marshall, whose 351 assists in 2012 were the fourth-highest single-season figure in NCAA history. “He runs a pro system and he does a great job of getting the most out of his players within a team concept.”

Williams is one of the most successful coaches in NCAA Tournament history. His teams are 63-22 in 24 appearances. He has the third-most wins (63) and games (85) in history behind only Krzyzewski and Smith and has the sixth-highest winning percentage (.741) among coaches with at least 30 games. His teams have reached the Sweet 16 15 times, the Elite Eight 11 times and the Final Four on seven occasions, which is tied for fourth all-time behind only John Wooden, Smith and Krzyzewski.

His teams made 20 consecutive NCAA Tournament appearances from 1990 to 2009, the second-longest streak in NCAA history behind Smith’s 23, and Williams is the only coach to win an NCAA Tournament game in 20 consecutive seasons.

He has won at least one game in all 24 NCAA Tournaments in which his teams have played, a mark of consistency that no other coach has approached. Rupp is second with wins in his first 13 NCAA appearances; Bob Knight is third with nine.

Williams is one of four coaches (with Frank McGuire, Larry Brown and Rick Pitino) to

# ROY WILLIAMS

lead two schools to the national championship game.

Carolina is 29-8 in the NCAA Tournament under Williams, a winning percentage of .784 that is the best in ACC history. He has led Kansas and UNC to 10 No. 1 seeds (five at each school), the second-most in NCAA history.

Williams has a 58-32 record in ACC road games, a winning percentage of .644 that is the second-best in ACC history. The Tar Heels have posted winning ACC records on the road in eight of his 11 seasons, including 8-0 in 2007-08, 7-1 in 2005-06 and 2011-12 and 6-2 in three other seasons.

His Hall of Fame ledger also includes:

- combined record: 999-251 in 26 seasons as a collegiate head coach and assistant coach

- 30-win seasons: 10, the second-most in history

- consecutive years with 30 wins: three from 2007-09, a Carolina first

- 25-win seasons: 19

- 20-win seasons: 24, the eighth-most in NCAA history

- national coach of the year: seven times (1990, 1991, 1992, 1997, 2005, 2006, 2009)

- conference coach of the year: nine times (1990, 1992, 1995, 1996, 1997, 2002, 2003, 2006, 2011)

- ACC regular-season titles: six in 11 seasons, tied for the third most in ACC history (Smith won 17 in 36 years, Krzyzewski 12 in 34 and McGuire six in 24)

- Big 8/12 and ACC regular-season championships: 15 combined titles and 19 times finishing either first or second in the conference standings

- Milestone wins: reached 100, 200,

300, 400, 500, 600 and 700 wins in fewer seasons than any coach in history

- Number One rankings: 11 seasons ranked No. 1 and 16 seasons ranked No. 1 or No. 2

- Associated Press rankings: Tar Heels have been ranked in the Top 25 in 168 of 212 polls, including 110 Top 10 rankings, 84 times in the Top 5 and 27 weeks as the No. 1 team in the country

In 26 seasons, Williams has coached four National Players of the Year, 15 first-team All-Americans, nine conference player or athletes of the year, three Bob Cousy Award winners, 29 first-team all-conference players, 38 academic all-conference selections, two Academic All-Americans of the Year and 26 NBA first-round draft picks.

A recipient of the John Wooden Legends of Coaching Award in



THE WILLIAMS FAMILY — ROY, WANDA, KIMBERLY, SCOTT, KATIE (BACK)  
COURT AND AIDEN (FRONT)

2003, Williams wants his teams to run the floor, take care of and share the basketball, get high percentage, open shots, hold teams under 40 percent shooting from the floor and control the backboards.

His UNC teams have averaged 82 points with the Tar Heels reaching 100 or more points 47 times. His teams have averaged at least 80 points 19 times. Carolina has ranked in the top four nationally

## ROY WILLIAMS, YEAR-BY-YEAR AS A HEAD COACH

Year	School	Overall			Big 8/12			NCAA Tournament	AP Poll	Coaches Poll	
		W	L	Pct.	W	L	Finish				
1988-89	Kansas	19	12	.613	6	8	6th	0-1, 1st Round	NR	NR	
1989-90	Kansas	30	5	.857	11	3	T-2nd	1-1, Semifinals	5	5	
1990-91	Kansas	27	8	.771	10	4	T-1st	1-1, Semifinals	12	12	
1991-92	Kansas	27	5	.844	11	3	1st	3-0, Champions	2	2	
1992-93	Kansas	29	7	.806	11	3	1st	1-1, Semifinals	9	8	
1993-94	Kansas	27	8	.771	9	5	3rd	1-1, Semifinals	13	12	
1994-95	Kansas	25	6	.808	11	3	1st	1-1, Semifinals	5	10	
1995-96	Kansas	29	5	.853	12	2	1st	2-1, Finals	4	5	
1996-97	Kansas	34	2	.944	15	1	1st	3-0, Champions	1	5	
1997-98	Kansas	35	4	.897	15	1	1st	3-0, Champions	2	8	
1998-99	Kansas	23	10	.697	11	5	T-2nd	3-0, Champions	22	23	
1999-00	Kansas	24	10	.706	11	5	5th	1-1, Semifinals	NR	NR	
2000-01	Kansas	26	7	.788	12	4	T-2nd	1-1, Semifinals	12	7	
2001-02	Kansas	33	4	.892	16	0	1st	2-1, Finals	2	2	
2002-03	Kansas	30	8	.789	14	2	1st	1-1, Semifinals	6	2	
<b>15 years</b>	<b>Kansas</b>	<b>418</b>	<b>101</b>	<b>.805</b>	<b>175</b>	<b>49</b>	<b>9 1sts</b>	<b>24-11, 4 titles</b>	<b>34-14</b>	<b>9 Top 10s</b> <b>7 Top 5s</b>	<b>10 Top 10s</b> <b>6 Top 5s</b>

Year	School	Overall			ACC			NCAA Tournament	AP Poll	Coaches Poll	
		W	L	Pct.	W	L	Finish				
2003-04	UNC	19	11	.633	8	8	5th	0-1, Quarterfinals	18	22	
2004-05	UNC	33	4	.892	14	2	1st	1-1, Semifinals	2	1	
2005-06	UNC	23	8	.742	12	4	2nd	1-1, Semifinals	10	14	
2006-07	UNC	31	7	.816	11	5	T-1st	3-0, Champions	4	T-5	
2007-08	UNC	36	3	.923	14	2	1st	3-0, Champions	1	3	
2008-09	UNC	34	4	.895	13	3	1st	1-1, Semifinals	2	1	
2009-10	UNC	20	17	.541	5	11	T-9th	0-1, First Round	NR	NR	
2010-11	UNC	29	8	.784	14	2	1st	2-1, Finals	7	8	
2011-12	UNC	32	6	.842	14	2	1st	2-1, Finals	4	6	
2012-13	UNC	25	11	.694	12	6	3rd	2-1, Finals	NR	NR	
2013-14	UNC	24	10	.706	13	5	T-3rd	0-1, Quarterfinals	19	21	
<b>11 years</b>	<b>UNC</b>	<b>306</b>	<b>89</b>	<b>.775</b>	<b>130</b>	<b>50</b>	<b>6 1sts</b>	<b>15-9, 2 titles</b>	<b>29-8, 2 titles</b>	<b>7 Top 10s</b> <b>5 Top 5s</b>	<b>6 Top 10s</b> <b>4 Top 5s</b>

Head Coaching Totals	School	Overall			Conference			NCAA Tournament	AP Poll	Coaches Poll
		W	L	Pct.	W	L	Finish			
26 years		724	190	.792	305	99	15 1sts	39-20 6 titles 11 title games	63-22 (.741) 2 NCAA titles 7 Final Fours 11 Regional Finals	16 Top 10s 12 Top 5s 10 Top 5s



**WILLIAMS IN THE RECORD BOOK**

**NCAA CHAMPIONSHIPS, UNC COACHES**

2	<b>Roy Williams</b>	2005, 2009
2	Dean Smith	1982, 1993
1	Frank McGuire	1957

**NCAA FINAL FOURS, UNC COACHES**

11	Dean Smith	1967, 1968, 1969, 1972, 1977, 1981, 1982, 1991, 1993, 1995, 1997
3	<b>Roy Williams</b>	2005, 2008, 2009
2	Bill Guthridge	1998, 2000
1	Ben Carnevale	1946
1	Frank McGuire	1957

**MOST WINS, UNC COACHES**

879	Dean Smith	1961-97
306	<b>Roy Williams</b>	2003-active
164	Frank McGuire	1952-61
100	Tom Scott	1947-52
85	Bill Lange	1940-44

**MOST ACC REGULAR-SEASON WINS, UNC COACHES**

364	Dean Smith	1961-97
130	<b>Roy Williams</b>	2003-active
84	Frank McGuire	1953-61
32	Bill Guthridge	1997-2000
23	Matt Doherty	2000-03

**WILLIAMS' MOST WINS AGAINST OPPONENT (ALL YEARS)**

35	Kansas State	35-4
33	Colorado	33-2
27	NC State	27-2
25	Nebraska	25-8
25	Iowa State	25-11

**WILLIAMS' MOST WINS AGAINST OPPONENT (AT UNC)**

22	NC State	22-2
16	Clemson	16-2
16	Florida State	16-5
13	Virginia	13-5
13	Maryland	13-5

in scoring six times and either first or second in the ACC in points per game in all but two seasons.

Overall his teams have finished in the top 10 nationally in scoring 11 times, in scoring margin 16 times, in field goal percentage 12 times, in win-loss percentage 11 times and in field goal defense four times. Also, his squads have finished in the top seven nationally in assists per game in nine of the last 13 years and in the top eight nationally in rebounding margin in 11 of the last 18 years.

Yahoo! Sports's Dan Wetzel wrote after Carolina beat Michigan State for the 2009 NCAA title: "There isn't a more perfect union in college basketball than Roy and Carolina; the ideal combination of style and substance, recruiting might and coaching acumen, of championships won and won and, most certainly, won again."

Forbes named Williams the best basketball coach in the country, choosing him by analyzing win-loss percentages, NCAA Tournament appearances, Final Fours, national championships and recruiting, stating: "A top-notch recruiter and motivator, Williams coaches with an unflappable cool, a trait reflected in his players' calm on the court."

Williams is one of nine Tar Heels enshrined in the Naismith Basketball Hall of Fame, joining a group that includes Smith, Jordan,

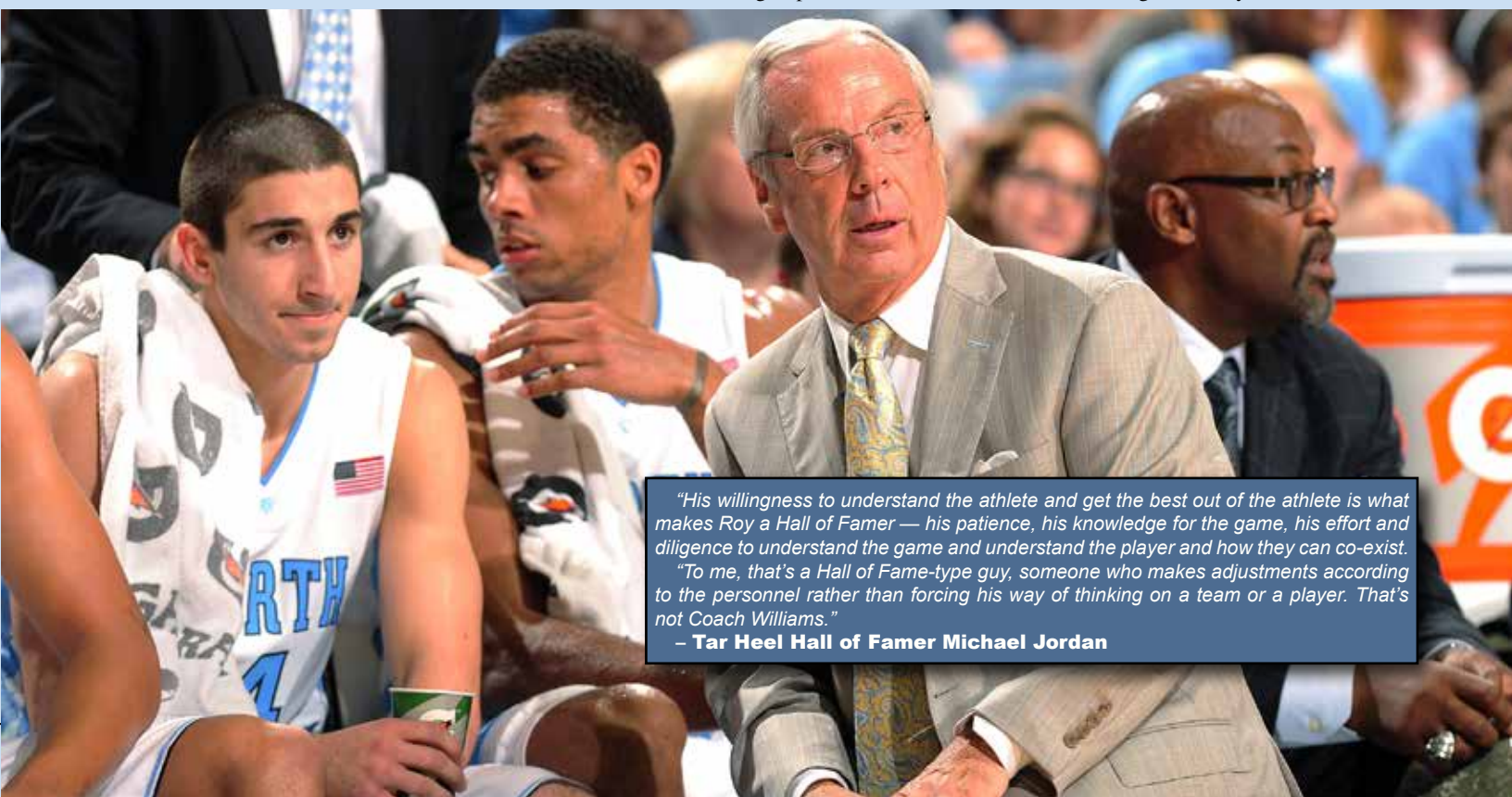
Larry Brown, Billy Cunningham, Worthy and Bob McAdoo. Twenty-three of his former players from Carolina and Kansas attended the induction ceremony in Springfield, Mass., in 2007.

"What Coach Smith began with the Carolina family, Coach Williams continues to grow," says Worthy. "The family, camaraderie and success are just the same as when I played here. The whole family is a fraternity, and it continues to grow."

Last year, the Tar Heels overcame the loss of one of their top scorers for the entire season, yet still won 24 games, including an unprecedented sweep of the top four teams in the preseason AP poll. The 2012 Tar Heels were poised for another trip to the Final Four until record-setting point guard Kendall Marshall was injured in the third round and was unable to play in the regional finals.

He won ACC Coach of the Year honors in 2011 after a 14-2 league mark, a record the Tar Heels would duplicate in 2012 when Tyler Zeller was the ACC Player of the Year and UNC placed four players among the top six vote getters for All-ACC honors.

The 2009 Tar Heels put on a stunning display en route to winning the national championship, winning six NCAA Tournament games by an average of 20.2 points, the highest margin in 13 years. UNC became



*"His willingness to understand the athlete and get the best out of the athlete is what makes Roy a Hall of Famer — his patience, his knowledge for the game, his effort and diligence to understand the game and understand the player and how they can co-exist. To me, that's a Hall of Fame-type guy, someone who makes adjustments according to the personnel rather than forcing his way of thinking on a team or a player. That's not Coach Williams."*

**– Tar Heel Hall of Famer Michael Jordan**

# ROY WILLIAMS

## Roy Williams & the NBA (player, last year under Williams)

- Rick Calloway, 1990
- Kevin Pritchard, 1990
- Mark Randall, 1991
- Adonis Jordan, 1993
- Rex Walters, 1993
- Darrin Hancock, 1994
- Greg Ostertag, 1995
- Scot Pollard, 1997
- Jacque Vaughn, 1997
- Raef LaFrentz, 1998
- \*Paul Pierce, 1998
- Ryan Robertson, 1999
- Eric Chenoweth, 2001
- Drew Gooden, 2002
- \*Nick Collison, 2003
- \*Kirk Hinrich, 2003
- Wayne Simien, 2003
- \*Marvin Williams, 2005
- \*Raymond Felton, 2005
- Sean May, 2005
- Rashad McCants, 2005
- Jawad Williams, 2005
- David Noel, 2006
- \*Brandan Wright, 2007
- \*Tyler Hansbrough, 2009
- \*Ty Lawson, 2009
- \*Wayne Ellington, 2009
- \*Danny Green, 2009
- \*Ed Davis, 2010
- \*Harrison Barnes, 2012
- \*Kendall Marshall, 2012
- \*John Henson, 2012
- \*Tyler Zeller, 2012
- \*Reggie Bullock, 2013
- \*P.J. Hairston, 2014

(\*indicates active NBA player entering 2014-15 season)

## Roy Williams' First-Round NBA Draft Picks

- Mark Randall, 1991
- Rex Walters, 1993
- Greg Ostertag, 1995
- Scot Pollard, 1997
- Jacque Vaughn, 1997
- Raef LaFrentz, 1998
- Paul Pierce, 1998
- Drew Gooden, 2002
- Kirk Hinrich, 2003
- Nick Collison, 2003
- Marvin Williams, 2005
- Raymond Felton, 2005
- Sean May, 2005
- Rashad McCants, 2005
- Wayne Simien, 2005
- Brandan Wright, 2007
- Tyler Hansbrough, 2009
- Ty Lawson, 2009
- Wayne Ellington, 2009
- Ed Davis, 2010
- Harrison Barnes, 2012
- Kendall Marshall, 2012
- John Henson, 2012
- Tyler Zeller, 2012
- Reggie Bullock, 2013
- P.J. Hairston, 2014

the first national champion to win all six games by a dozen or more points. Carolina trailed in the second half just once in those six contests and led Michigan State, 51-30, at halftime in the national championship game.

In 2008, Williams led the Tar Heels to a school-record 36 wins, ACC regular-season and

- ✓ Inducted into the Naismith Hall of Fame in September 2007
- ✓ Reached 700 wins in fewer seasons than any coach in history
- ✓ No. 1 in the country in win percentage among active coaches with 20 years of head coaching experience (.792)
- ✓ Sixth all-time in win percentage
- ✓ One of 14 coaches all-time (five active) to win multiple NCAA championships
- ✓ Fourth all-time in Final Four appearances with seven
- ✓ Third all-time in NCAA Tournament wins with 63
- ✓ Only coach to win an NCAA Tournament game in 20 consecutive seasons (an NCAA record)
- ✓ Fifth among active coaches in NCAA Tournament win percentage (.741)
- ✓ One of four coaches in history to lead two schools to the NCAA championship game
- ✓ One of three coaches in history to lead two different teams to multiple Final Fours
- ✓ His teams have been a No. 1 seed in the NCAA Tournament 10 times
- ✓ Won regular-season conference titles 15 times
- ✓ Has posted 10 30-win seasons, second-most in history
- ✓ Has won 20 or more games 24 times (and 19 or more in all 26 years)
- ✓ Averaged 80 points or more per game 19 times in 26 years
- ✓ Unbeaten home record eight times

- ✓ Second-winningest coach in UNC and Kansas history
- ✓ Has won more games than any coach after eight, nine, 10, 11, 12, 13, 14, 15, 16, 17, 18, 19, 20, 21, 22, 23, 24, 25 and 26 seasons as a head coach
- ✓ One of three UNC coaches (with Frank McGuire and Dean Smith) to win an NCAA title
- ✓ 36-year record as assistant and head coach – 999 wins, 255 losses
- ✓ Served as a 2004 United States Olympic Team assistant coach
- ✓ National Coach of the Year in 1990, 1991, 1992, 1997, 2005, 2006 and 2009
- ✓ Conference Coach of the Year nine times
- ✓ Received the John Wooden Legends of Coaching Award from the Los Angeles Athletic Club in 2003
- ✓ Home record (at Allen Fieldhouse and Dean E. Smith Center) of 360-38, a win rate of 90.5 percent
- ✓ Teams have been ranked No. 1 in the nation in 11 seasons and at least No. 2 in the country in 16 of 26 seasons
- ✓ Has coached four National Players of the Year, 13 first-team All-Americans, nine conference player or athletes of the year, 27 first-team all-conference players and 37 academic all-conference selections
- ✓ Has coached 26 first-round NBA Draft picks
- ✓ Has seven wins over #1-ranked teams, tied for most in NCAA history
- ✓ Fastest coach to 300 wins in ACC history

Tournament titles and a berth in the Final Four with a win over Louisville in the regional final. Hansbrough won every major National Player of the Year award. He became the fourth to play for Williams – along with Jayhawks Drew Gooden and Nick Collison and UNC's Sean May – to win National Player of the Year honors since 2002.

In 2006, Carolina faced the loss of its top seven scorers, which was unprecedented in ACC history. Sports Illustrated predicted Carolina would miss the NCAA Tournament and the Tar Heels were picked by the media to finish sixth in the ACC. However, Williams earned National and ACC Coach of the Year honors by leading the youngest team in Carolina history to a second-place ACC finish, a win at top-ranked Duke and a No. 3 seed in the NCAA Tournament.

The 2005 national championship capped a season in which the Tar Heels went 33-4, including a 14-2 mark in the ACC. May scored 26 points and grabbed 10 rebounds in the title game, a month after grabbing 24 rebounds in a heart-stopping win over Duke and following his East Regional MVP performance.

“Coach Williams allowed me to be successful,” says May. “He put me in positions to be successful.

He pulled out my strengths and hid my weaknesses. And Coach taught me how to run the floor. I never wanted to know until I came here, but now I love it.”

The 2005 Tar Heels led the nation in scoring average, scoring margin and assists and became the third team in history to lead the nation in scoring and win the NCAA championship.

Williams became the UNC head coach on April 14, 2003, 10 days after leading Kansas to the NCAA championship game against Syracuse.

Williams was an assistant coach at Carolina from 1978-88. Working for Dean Smith, he helped coach such standouts as Mike O’Koren, Al Wood, James Worthy, Sam Perkins, Matt Doherty, Michael Jordan, Brad Daugherty, Kenny Smith, Joe Wolf, Steve Hale, Jeff Lebo, J.R. Reid and Scott Williams.

Carolina won the NCAA title in 1982, finished second in 1981 and won or shared six ACC regular-season titles and three ACC Tournament championships.

Kansas hired Williams on July 8, 1988, replacing another UNC Hall of Famer, Larry Brown. Williams coached a number of the finest Kansas players in history, including Mark Randall, Adonis Jordan, Rex Walters, Greg Ostertag, Scot Pollard, Jacque Vaughn, Raef

LaFrentz, Paul Pierce, Drew Gooden, Nick Collison and Kirk Hinrich.

The Jayhawks averaged 27.9 wins per season with a high of 35 in 1997-98. He also won 30 in 1989-90, 34 in 1996-97, 33 in 2001-02 and 30 in 2002-03. The Jayhawks reached the Sweet 16 nine times and the Final Eight on five occasions.

In seven years of Big 12 Conference play, his teams went 94-18, capturing the regular-season title in 1997, 1998, 2002 and 2003 and the postseason tournament crown in 1997, 1998 and 1999. In 2001-02, KU became the first Big 12 team to go 16-0 in league play. From 1995-98, Kansas was a combined 123-17 – an average of 30.8 wins per season.

His teams have dominated at home, posting a record of 360-38 (.905). He led the Jayhawks to a 201-17 record (92.2) in Allen Fieldhouse, at one point winning 62 consecutive games. The Tar Heels are 156-21 at the Smith Center and 1-0 at Carmichael Arena under Williams and set the school record for consecutive home wins with 31.

Williams has coached players to 29 first-team all-conference honors, including 12 UNC selections. The 2012 season marked only second time in ACC

# ROY WILLIAMS

history that three players (Zeller, John Henson and Harrison Barnes) made the first team. Eight players – five Jayhawks, plus Hansbrough, Lawson and Zeller – have won conference player of the year honors.

Zeller and Marshall each earned first-team All-America honors in 2012, the 14th and 15th first-team All-America seasons by Williams' players.

Gooden (2002), Collison (2003), May (2005) and Hansbrough (2008) won National Player of the Year honors and LaFrentz (1997 and 1998), Pierce (1998), Gooden (2002), Collison (2003) and Hansbrough (2007, 2008 and 2009) have earned consensus first-team All-America honors.

NBA teams have selected 26 of his players in the first round. In 2005 and 2012, four Tar Heels were chosen in the first round.

Williams emphasizes academic and personal development. May, the 2005 Final Four MVP, entered the NBA Draft after his junior year but later earned his degree. Marvin Williams, who went to the NBA in 2005 after just one season, returned to Chapel Hill for classes in seven

subsequent summers, earned his degree in August 2014 and will graduate in December.

"I think about what Coach Williams means to me a lot and I hope he's proud of me," says Williams. "I can't really put into words what he means to me. He came to Bremerton (Wash.) and he gave a kid a chance to be something. I can't thank him enough for what he's meant to my family.

"I could never pay Coach Williams back for what he's done for me, and I mean that genuinely. He told my mother if I worked hard, I could get a degree from this university. When I called my mom to tell her (I was graduating), she instantly started crying. I hope I made my parents and my coach proud."

Four of his players have earned first-team Academic All-America honors – Jayhawks Vaughn (twice), Jerod Haase and Ryan Robertson at Kansas and Carolina's Tyler Zeller (twice). Thirty-eight have earned academic all-conference honors, including Zeller, a four-time recipient, and Paige, a two-time Academic All-ACC honoree

and second-team Academic All-America in 2014.

Zeller majored in business administration and became the first Tar Heel to be named the National Academic All-America of the Year, became the school's first two-time, first-team Academic All-America and was twice named the ACC's top scholar-athlete. Vaughn also was the Academic All-America of the Year, making Williams the only coach to have two different players win that award.

"Coach Williams always emphasizes that we have to go to class and get an education, because that's why we are here," Zeller said during his senior year. "There might be times we wish we didn't have to do it. But down the road, we'll appreciate it. He lets us know that if we take it seriously we will have a career outside of basketball."

Williams grew up in the Biltmore neighborhood of south Asheville. He attended Roberson High, where he played for Coach Buddy Baldwin. He played on Carolina's freshman team in 1968-69 and earned a bachelor's degree in education in 1972 and a master's

degree in teaching in 1973.

He began his coaching career in 1973 at Owen High School in Swannanoa, N.C., and was inducted into Owen's Hall of Fame in 2010. He coached for USA Basketball teams in the 1991 World University Games, the 1992 U.S. Olympic Development Team, a U-22 tournament in Argentina in 1993 and the 2004 Olympics in Greece.

Several of his staff and players have gone on to head coaching positions, including Matt Doherty, Neil Dougherty, Jerry Green, Steve Robinson, Kevin Stallings, Mark Turgeon, Rex Walters, Wes Miller and Haase.

Williams was born in Marion, N.C. He and his wife, Wanda, a 1972 Carolina graduate, have a son, Scott, and a daughter, Kimberly. Scott earned a business degree from UNC and played point guard for the Tar Heels in 1997-98 and 1998-99. Scott and his wife, Katie (Wolford), live in Charlotte, with their sons, Aiden and Court. Katie is a 2001 Carolina graduate and former cheerleader. She earned a doctorate in physical therapy from Boston University. Kimberly is a 2002 Carolina graduate with a degree in English and was a member of the UNC dance team in 2000 and 2001. She owns The Dance Spot in Huntersville.

The Williams family has contributed more than \$400,000 to the Carolina Covenant, an initiative at UNC that allows low-income students to attend the University debt free. Roy and Wanda serve as honorary chairs of a \$10 million campaign to endow the program. Coach Williams hosts an annual Coaches vs. Cancer breakfast that has raised more than \$1.6 million and directs the autographed basketball program that has contributed more than \$1.1 million to local charities. The American Cancer Society honored him in 2012 for his efforts in the fight against cancer. Williams spoke to the United States Congress to advocate for cancer research funding in 2013. Last year, President Barack Obama asked Williams to participate in a public service announcement to encourage people to enroll in a health care plan.

## ROY WILLIAMS' MILESTONE WINS

Win	Date	Score, Opponent	Note
1	11/25/88	94-81, Alaska-Anchorage	First win as college head coach
75	3/23/91	93-81, Arkansas	Advances to first Final Four
100	3/13/92	84-66, Colorado	100th win (in 129 games)
102	3/15/92	66-57, Oklahoma State	First Big 8 Tournament championship
132	3/27/93	83-77, Indiana	Beats No. 1 Hoosiers to reach second Final Four
200	1/28/96	88-73, Nebraska	Eighth-fastest ever to 200 wins
300	2/20/99	60-50, Oklahoma	Tied for third-fastest to 300 behind Bee, Rupp
304	3/7/99	53-47, Oklahoma State	Third straight Big 12 Tournament title
388	3/24/02	104-86, Oregon	Returns Kansas to Final Four
400	1/15/03	98-70, Wyoming	Fourth fastest to 400 wins
417	3/29/03	78-75, Arizona	Earns second straight trip to Final Four
418	4/5/03	94-61, Marquette	Last win at Kansas, advances to national title game
419	11/22/03	90-64, Old Dominion	First win as head coach at North Carolina
463	3/6/05	75-73, Duke	Clinches first outright ACC regular-season title
468	3/27/05	88-82, Wisconsin	First Final Four as UNC head coach
470	4/4/05	75-70, Illinois	Beats No. 1-ranked Illinois for NCAA championship
500	12/9/06	94-69, High Point	Fastest to 500 wins in NCAA history
521	3/11/07	89-80, NC State	First ACC Tournament title
560	3/29/08	83-73, Louisville	Wins NCAA East Regional
583	2/15/09	69-65, Miami	Passes McGuire as UNC's 2nd-winningest coach
590	3/21/09	84-70, LSU	First UNC coach to win 30 in three straight seasons
592	3/29/09	72-60, Oklahoma	Advances to fifth Final Four in eight years
594	4/6/09	89-72, Michigan State	Wins second NCAA championship
600	11/29/09	80-73, Nevada	Fastest to 600 wins in NCAA history
700	3/22/13	78-71, Villanova	Third fastest to 700 behind Rupp and Tarkanian
705	12/4/13	79-65, Michigan State	Ties NCAA record with seventh win over #1 team in AP poll
718	2/17/14	81-75, Florida State	Fastest to 300 wins in ACC history
719	2/20/14	74-66, Duke	First to beat top four teams in AP preseason poll in one year

**Overall Record:** 724-190

**UNC Record:** 306-89

**Home Record:** 360-38

**Against Ranked Teams (AP poll):** 126-95

**Against No. 1-Ranked Teams:** 7-6

**In Conference Tournament:** 39-20

**In NCAA Tournament:** 63-22

**In Overtime:** 20-15



Steve Robinson



# STEVE ROBINSON

ASSISTANT COACH • 12TH YEAR AT CAROLINA

A former head coach and repeatedly recognized as one of the nation's top assistants, Steve Robinson is in his 12th year at Carolina and his 20th as a member of Roy Williams' staff.

Williams' top assistant on the bench, Robinson has been named one of the top 25 recruiters in college basketball four times since coming to Carolina. In 2010, FoxSports.com named him the one of the top five high-major assistant coaches in all of college basketball.

His primary responsibilities include scouting, recruiting and bench coaching. He helped recruit future NBA Draft Lottery picks Harrison Barnes, John Henson, Ed Davis, Marvin Williams, Brandan Wright and Paul Pierce to Carolina and Kansas. Robinson works directly with the Tar Heel perimeter players, helping to mentor Cousy Award-winning point guards Raymond Felton, Ty Lawson and Kendall Marshall.

Robinson was head coach at Tulsa for two years and at Florida State for five years. As head coach at Florida State, he led the Seminoles to the second round of the 1998 NCAA Tournament. Robinson was head coach at Tulsa in 1995-96 and 1996-97. He led the Golden Hurricane to a 46-18 record and back-to-back appearances in the NCAA Tournament.

Robinson was an assistant at Kansas from 1988-95 and in 2002-03. Before joining Williams in 1988, Robinson spent two years as an assistant coach at Cornell and three seasons at his alma mater, Radford.

A native of Roanoke, Va., Robinson graduated from William Fleming High School, and attended Ferrum Junior College, where he played basketball for two seasons. He was team captain in 1980 and 1981. While at Radford, he earned his bachelor's degree in health and physical education in 1981 and his master's degree in counseling in 1985.

He is a member of both the Ferrum Junior College and Radford University Halls of Fame. He was appointed by the governor of Virginia to serve on the Board of Visitors at Radford.

Robinson and his wife, Lisa, have four children – daughters Shauna and Kiaya and sons Tarron and Denzel. Denzel played two seasons for the Tar Heels and graduated in 2014.



The Robinson Family — Shauna, Lisa & Kiaya (front); Denzel, Steve & Tarron (back)



## THE ROBINSON FILE

• Named one of the nation's top 25 recruiters four times. Named the fourth-best assistant in the nation in 2010 and one of the ACC's top five assistants in 2012.

• Duties at UNC include recruiting, scouting and bench coaching

• Has seven years of head coaching experience, including two at Tulsa (1995-97) and five at Florida State (1997-2002)

• **Birth day:** October 29

• **Education:** Radford, 1981; Radford, 1985 (Master's)

• **Playing experience:** Ferrum JC (1976-78); Radford (1978-80)

• **Previous head coaching experience:** Tulsa (1995-97), Florida State (1997-2002)

• **Previous assistant coaching experience:** Radford (1983-86); Cornell (1986-88), Kansas (1988-95; 2002-03), North Carolina (2004-present)

• **Family:** Wife - Lisa; Has two sons, Tarron and Denzel, and two daughters, Shauna and Kiaya



Robert Willett/News & Observer




*C.B. McGrath*



# C.B. MCGRATH

ASSISTANT COACH • 12TH YEAR AT CAROLINA



A talented recruiter and tactician, assistant coach C.B. McGrath is in his 12th year at North Carolina and his 16th season as a member of Roy Williams' staff. McGrath was a team captain in 1997-98 at Kansas and lettered in four seasons as a point guard under Williams.

In addition to his recruiting, bench coaching and scouting duties, McGrath oversees the team's coaches clinics and its autographed basketball program, donating money annually to local charities. Previously, he has served as head coach of the UNC junior varsity team for five seasons.

Initially a walk-on, McGrath earned a scholarship prior to the start of his freshman season at Kansas. He was the top reserve behind first-team All-America Jacque Vaughn in 1994-95 and Ryan Robertson as a senior. The Jayhawks were a perfect 58-0 at Allen Fieldhouse in his career. In 97-98 McGrath was a team tri-captain.

McGrath played in 112 career games, scored 82 points, had 113 assists and 35 steals. He had a better than 2:1 assist-to-turnover ratio. His first basket as a freshman came on a three-pointer at NC State's Reynolds Coliseum. He was a two-time Academic All-Big 12 selection.

Colin Bryan (C.B.) McGrath is a native of Indianapolis, Ind. He is one of 20 members of his family who attended the University of Kansas. McGrath attended Topeka West High School, where he earned 13 varsity

letters in basketball, cross country, track and golf. He was the Kansas High School Player of the Year in basketball as a senior and placed in the top 10 in the state in cross country and golf.

He earned a B.A. in human biology and a master's degree in education. McGrath's wife, Kris, played tennis at KU, where she was the Big 12 Player of the Year. The couple have twin daughters, Kate and Addison, and a son, Hunter.



**The McGrath Family — Kris, Kate, Hunter, Addison and C.B.**


## THE McGRATH FILE

- Duties include recruiting, scouting and bench coaching
- Has spent five seasons as head coach of the UNC junior varsity team
- Supervises team coaching clinics
- Has served on Williams' staff for five Final Fours and two NCAA championships

- **BirthDay:** November 21
- **Education:** Kansas, 1998; Kansas, 2000 (Master's)
- **Playing experience:** Kansas, 1994-98

- **Previous coaching experience:** Kansas (Administrative Assistant, 1999-2003); North Carolina (Director of Basketball Operations, 2003-04, 2005-06 and 2007-08; Assistant Coach 2004-05, 2006-07, 2008-09 and 2009-present)

- **Family:** Wife - Kris; Has twin daughters, Kate and Addison, and a son, Hunter



Peyton Williams



*Hubert Davis*

# UNC HUBERT DAVIS

ASSISTANT COACH • THIRD YEAR AT CAROLINA

Former Tar Heel guard, 12-year NBA veteran and ESPN analyst Hubert Davis enters his third season as a member of the Carolina Basketball coaching staff in 2014-15. His duties include bench coaching, scouting and recruiting. He also is entering his second season as the head coach of the UNC junior varsity team.

Prior to joining the UNC staff in 2012, Davis worked for seven years with ESPN as a highly-regarded college basketball analyst and co-host of College GameDay.

The Burke, Va., native played in 137 games as a Tar Heel from 1988-92, during which time UNC went 102-37, won the 1989 and 1991 Atlantic Coast Conference Tournaments and played in the 1991 Final Four. He scored 1,615 points, an average of 11.8 per game, and holds the UNC record for career three-point percentage at .435 (197 of 453). He scored in double figures 80 times and had 23 games with 20 or more points.


He scored in double figures in each of his last eight NCAA Tournament games, averaging 18.5 points in those games. That included 19 against Temple in the 1991 NCAA East Regional final and 25 against Kansas (coached by Williams) in the 1991 Final Four.

Davis averaged 21.4 points and earned second-team All-ACC honors as a senior. He scored in double figures in 32 of 33 games that season, including 20 games with 20 or more points and 30 or more in four games. He netted a career-high 35 points at Duke on March 8, 1992. That 35-point game was part of a seven-game stretch late in the season in which he averaged a prolific 28.7 points.

As a junior, Davis made 64 of 131 three-pointers, a percentage of .489 that is second-best in UNC history. He shares the UNC single-game record for three-pointers, as he made eight at Florida State as a senior.

The New York Knicks selected Davis with the 20th pick in the first round of the 1992 NBA Draft. He played 12 seasons in the NBA, scoring 5,583 points, an average of 8.2 per contest. He made 728 three-point field goals and is currently third in NBA history in three-point percentage at .441.

Davis graduated from UNC in 1992 with a degree in criminal justice. He and his wife, Leslie, have three children – Elijah, Bobbie Grace and Micah. His uncle, Walter, starred at UNC from 1973-77 and was a six-time NBA All-Star with the Phoenix Suns.



**The Davis Family — Micah and Bobbie Grace (front) with Elijah, Leslie and Hubert**



## THE DAVIS FILE

- Duties at UNC include recruiting, scouting and bench coaching
- Former Tar Heel guard who played 12 seasons in the NBA
- Posted the highest three-point field goal percentage in UNC history and the third-highest in NBA history
- In his second season as head coach of the UNC junior varsity team

- **Birthdate:** May 17
- **Education:** North Carolina, 1992
- **Playing experience:** North Carolina (1988-92), NBA (1992-2004)

- **Previous coaching experience:** North Carolina (Assistant Coach, 2012-present)

- **Family:** Wife - Leslie; Has two sons, Elijah and Micah, and a daughter, Bobbie Grace



Peyton Williams



Brad Frederick

# BRAD FREDERICK

DIRECTOR OF OPERATIONS • SECOND YEAR AT CAROLINA

Brad Frederick is in his second year as Carolina's Director of Basketball Operations. He played small forward at Carolina and spent 14 seasons on the basketball staff at Vanderbilt prior to returning to Chapel Hill.


His duties include a number of behind-the-scenes and operational functions, including scouting, directing the Roy Williams Carolina Basketball Camp and coordinating team travel.

Frederick joined the UNC varsity as a sophomore in Dean Smith's final season as head coach and also played two years under head coach Bill Guthridge. The Tar Heels went 86-21 in those three seasons. He played in 70 games and was part of UNC teams that won the 1997 and 1998 Atlantic Coast Conference Tournament titles and NCAA East Regionals and reached two Final Fours. Frederick played on Tar Heel teams that featured future NBA standouts Vince Carter and Antawn Jamison. He was one of three seniors in 1999 along with Ademola Okulaja and Scott Williams.

Frederick began his coaching career in 2000 in Nashville, Tenn., at Vanderbilt when Kevin Stallings became the Commodores' head coach and remained on Stallings' staff for the next 14 seasons. During his final season at Vanderbilt, Frederick held the longest tenure of any assistant coach in the Southeastern Conference.

Vanderbilt reached the NCAA Tournament six times, including five of the last seven years, and made two trips to the Sweet 16. In 2012, the Commodores won the SEC Tournament, the school's first SEC title in 60 years. He helped coach three SEC Players of the Year and NBA players Festus Ezeli, John Jenkins and Jeffery Taylor.

Frederick is married to the former Jocelyn Isenburg. They have two sons, Benjamin and Sawyer, and a daughter, Carson. Brad's father, the late Dr. Bob Frederick, was athletics director at Kansas for 14 years and served as chair of the NCAA Division I Basketball Committee.



The Frederick Family — Jocelyn, Brad, Sawyer, Carson and Benjamin



## THE FREDERICK FILE

- Former Tar Heel who played on Final Four teams in 1997 and '98
- Joined the UNC staff in 2013 after 14 seasons at Vanderbilt
- Was the longest-tenured assistant coach in the SEC prior to returning to Carolina

- **Birthdate:** November 19
- **Education:** North Carolina, 1999
- **Playing experience:** North Carolina (1996-99)

- **Previous coaching experience:** Vanderbilt (Staff, 2000-13), North Carolina (Director of Operations, 2013-present)

- **Family:** Wife - Jocelyn; Has three children, Benjamin, Carson and Sawyer



**JONAS SAHRATIAN**  
**Strength & Conditioning  
Coordinator**



One of the top strength & conditioning coordinators in college basketball, Jonas Sahratian enters his 11th season with the Tar Heel men's basketball program. He also served in the same capacity at the University of Kansas for five seasons.

Sahratian (whose name is pronounced suh-RAY-shun) plans and coordinates strength and conditioning for men's basketball while also working with the diving team. He has been a part of three Final Fours and two NCAA championships at Carolina, in addition to two other Final Fours at Kansas.

He worked with Carolina head coach Roy Williams at Kansas from January 1999 to April 2003. He also coordinated strength and conditioning for the volleyball, swimming and diving teams at Kansas and assisted with football from 1999-2001.

A native of Detroit, Mich., Sahratian graduated from Western Michigan University in 1997 with a bachelor of science degree in exercise science. In 2000 he received his master's in exercise physiology from Kansas.

In addition to working with Kansas athletics, Sahratian interned for two years at the Chicago Bulls/Vermeil's Sports and Fitness in Deerfield, Ill. He worked in Chicago during the Bulls' championship seasons in 1996-97 and 1997-98.

He is a certified strength and conditioning specialist through the National Strength and Conditioning Association and a certified club coach through USA Weightlifting.

Sahratian and his wife, Grechen, have a daughter, Natalie.

Jeffrey Camarati



**The Sahratian Family —  
Grechen, Natalie and Jonas**

**ERIC HOOTS**  
**Assistant to the Athletic Director  
& Director of Player Development**



Eric Hoots is in his 11th year on staff for the UNC men's basketball program. In his role as Assistant to the Athletic Director for Men's Basketball and Director of Player Development, he is responsible for a wide variety of tasks essential

to the program's success.

Hoots serves as the program's in-office academic coordinator. As the contact with the Student Academic Support office, he is responsible for keeping up with the players' academic progress. Hoots is also responsible for the team's equipment needs, including managing the budget, ordering apparel and serving as a liaison between Nike and the basketball staff.

Hoots is the primary contact for former Tar Heel players playing professionally in the NBA and abroad. He assists with on-campus recruiting and also functions as video coordinator, responsible for handling all the team's video needs.

A 2004 North Carolina graduate majoring in Communications, Hoots was a three-year Tar Heel varsity manager. Hoots served as head manager as a senior in Roy Williams' first season as the head coach in Chapel Hill. While working under Williams, Hoots earned his Master's in Sport Administration from Virginia Commonwealth in 2010.

Hoots, a Newton, N.C. native, married Amy Howe in 2009. Amy writes for the CAROLINA digital magazine. The couple has two sons, Brady and Jackson.



**The Hoots Family —  
Amy, Jackson, Brady and Eric**

**DOUG HALVERSON**  
**Head Athletic Trainer**



Doug Halverson joined UNC's Sports Medicine staff in 2005 and is in his second season as the head athletic trainer for the men's basketball and JV basketball program.

He joined the men's basketball staff in 2013 after spending eight years working as a staff athletic trainer for the football (2007-13), women's lacrosse (2005-13), field hockey (2005-07), and men's and women's golf (2006-07) programs.

Halverson returned to UNC after working at Georgia State University, where his primary responsibility was coverage of the women's basketball team and supervising graduate athletic trainers in coverage of spring sports.

Halverson is a 2002 graduate of UNC, where he earned a B.A. in Exercise and Sport Science with a specialization in Athletic Training. While serving as a student athletic trainer from 1999-2002, he worked with the women's soccer, volleyball, and track and field teams.

Following his undergraduate degree, Halverson continued his education at UNC, where he served as a graduate assistant athletic trainer, working mainly with the Tar Heel football and men's and women's tennis programs. He received a M.A. in Exercise and Sports Science - Athletic Training in 2004.

He has been an NATABOC Certified Athletic Trainer (ATC) since 2002 and has been an NSCA Certified Strength and Conditioning Specialist (CSCS) since 2005.

Halverson is a native of Winston-Salem who lives in Chapel Hill with his wife, Emily Kiser.



**Doug Halverson with his wife,  
Emily Kiser**





**Richie LaGrotta**  
Head Manager



**Forrest Reynolds**  
Manager




**Maggie Boulton**  
Manager



**Chase Bengel**  
Manager



**Sam Rardin**  
Manager



**Maria Vanderford**  
Manager



**Kaye Chase**  
Office Staff



**Cynthia Friend**  
Office Staff



**Nadia Lynch**  
Office Staff



**Dr. Mario Ciocca**  
Director of  
Sports Medicine



**Dr. Tom Brickner**  
Team Physician



**Dr. Alex Creighton**  
Team Orthopaedist



**Angie Bitting**  
Smith Center  
Director



**Curt Brossman**  
Smith Center  
Operations Assistant



**Angie King**  
Smith Center  
Operations Assistant



**Randy Young**  
Smith Center  
Maintenance Director



**Shane Parrish**  
Equipment Manager



**Katie Bennett**  
Smith Center Security



**Brett Botta**  
Graduate Assistant

**JENN TOWNSEND**  
Academic Advisor



Jenn Townsend is in her sixth season as an academic advisor at Carolina, currently working with the men's basketball and men's soccer teams.

Townsend previously spent three years at the University of Minnesota, where she was an academic counselor for the men's and women's basketball and softball squads.

Prior to her stint with the Golden Gophers, she worked for nearly four years at Indiana University, where she was an academic advisor for the men's and women's basketball, men's and women's soccer, baseball and field hockey teams. She also spent one year as a high school social studies teacher in Ann Arbor, Mich.

A 1998 graduate of the University of Pittsburgh, Townsend earned an M.A. from the University of Michigan in 2000. She is a native of Saginaw, Mich.



**2014-15 Smith Center Maintenance Staff (left to right):**

Jonathan Guthrie, Mike Copeland, Jamie Groce, Steve McClannan, Randy Young, Tom Goodman, Billy Modlin, Kip Holsonback, David Thomas

# ACADEMIC EXCELLENCE

- **ACADEMIC AND ON-COURT NATIONAL CHAMPION**

THE WEBSITE "INSIDE HIGHER ED" FILLED OUT A 2009 NCAA TOURNAMENT BRACKET BASED ON THE NCAA'S APR RATINGS, AND CAROLINA WAS DECLARED CHAMPION.

- THE CAROLINA MEN'S BASKETBALL TEAM HAS BEEN HONORED IN SIX OF THE LAST NINE YEARS FOR HAVING AN ACADEMIC PROGRESS RATE AMONG THE TOP 10 PERCENT NATIONALLY. THE TAR HEELS SCORED A PERFECT 1,000 APR IN IN THEIR NCAA CHAMPIONSHIP SEASON IN 2008-09.

## TYLER ZELLER

Throughout his UNC career, Tyler Zeller (right) excelled on the court and in the classroom, where he majored in business.


- 2012 Academic All-America of the Year
- Two-time first-team Academic All-America
- Two-time winner of ACC's Skip Prosser Award (given to the conference's top men's basketball student-athlete)
- 2012 ACC Honorary Postgraduate Scholarship winner



## JUNIOR MARCUS PAIGE

- 2014 SECOND-TEAM ACADEMIC ALL-AMERICA

Paige was among four student-athletes selected to speak about student-athlete life at a UNC Board of Trustees meeting in the spring of 2014.



- THE ACADEMIC SUPPORT PROGRAM ASSISTS TAR HEEL STUDENT-ATHLETES IN EXPLORING THEIR INTERESTS AND ABILITIES, ENJOYING A BROAD EDUCATIONAL EXPERIENCE AND REACHING THEIR ACADEMIC GOALS.

- AN EMPHASIS IS PLACED ON FRESHMEN TRANSITIONING FROM HIGH SCHOOL TO COLLEGE THROUGH A VARIETY OF ACADEMIC PROGRAMS SUCH AS ACADEMIC COUNSELING, INDIVIDUAL TUTORING, GROUP REVIEW SESSIONS AND SUPPLEMENTAL INSTRUCTION.

- THE UNC TEAM TRAVELS WITH AN ACADEMIC ADVISOR, STAYING FOCUSED ON ACADEMICS EVEN ON ROAD TRIPS.



# LIFETIME SUCCESS

"I ABSOLUTELY BELIEVE THAT WHAT I LEARNED AS A CAROLINA BASKETBALL PLAYER IS TRANSFERABLE TO THE BUSINESS WORLD. WHEN I BECAME CEO, WE DID A LOT OF LEADERSHIP TRAINING. IN THAT TRAINING I TALKED A GOOD DEAL ABOUT THE VALUES OF THE CAROLINA PROGRAM, AND ABOUT WHAT I LEARNED AND HOW I APPLY IT TO BUSINESS. THE DISCIPLINE, VALUES, TEAMWORK AND A LOT OF THE ORGANIZATION CAN EASILY BE APPLIED TO THE BUSINESS WORLD FROM THE CULTURE THAT COACH SMITH CREATED AND IS STILL IN PRACTICE AT CAROLINA TODAY."

— BILL HARRISON (UNC '64), FORMER CEO OF JP MORGAN/CHASE



## RICHARD A. BADDOUR CAROLINA LEADERSHIP ACADEMY



Harrison Barnes spoke on behalf of all freshman student-athletes at his first Leadership Academy banquet.

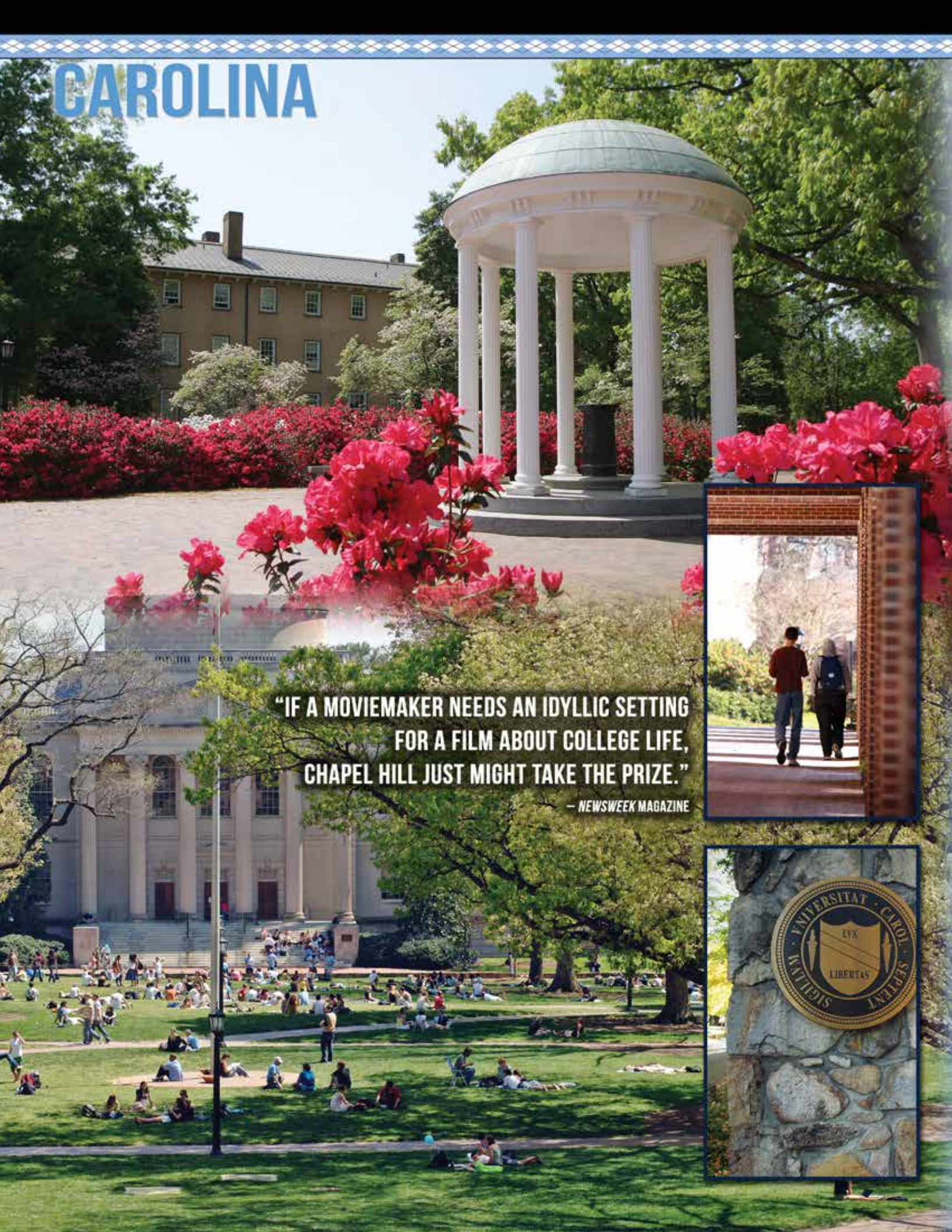


As the nation's premier leadership development program in collegiate athletics, the Carolina Leadership Academy develops, challenges and supports student-athletes, coaches and staff in their continual quest to become world class leaders in athletics, academics and life.



Marcus Ginyard, pictured with Leadership Academy namesake Dick Baddour, is a recipient of the bCLA's highest honor, the Leader of Distinction Award

# CAROLINA



**"IF A MOVIE MAKER NEEDS AN IDYLIC SETTING  
FOR A FILM ABOUT COLLEGE LIFE,  
CHAPEL HILL JUST MIGHT TAKE THE PRIZE."**

— NEWSWEEK MAGAZINE



# THE FIRST STATE UNIVERSITY



**"I LIKE TO BELIEVE I AM AN EXAMPLE OF WHAT THE UNC SYSTEM IS ALL ABOUT — TAKING SMALL-TOWN KIDS AND GIVING THEM WORLDLY EXPOSURE SO THAT THEY CAN CONTRIBUTE IN THEIR COMMUNITIES AND WHEREVER OPPORTUNITIES LEAD THEM."**

**— JOHN SKIPPER  
PRESIDENT OF ESPN, UNC GRADUATE**

- Carolina's vibrant people and programs attest to the University's long-standing place among leaders in higher education since it was chartered in 1789 and opened its doors for students in 1795 as the nation's first public university. Situated in the beautiful college town of Chapel Hill, N.C., UNC has earned a reputation as one of the best universities in the world. Carolina prides itself on a strong, diverse student body, academic opportunities not found anywhere else, and a value unmatched by any public university in the nation.

- UNC's educational offerings include 78 bachelor's, 112 master's, 68 doctorate and seven professional degree programs through 14 schools and the College of Arts and Sciences.

***For much more on the University of North Carolina and all it has to offer, go to [unc.edu](http://unc.edu).***



# THE RAMS CLUB

**THANK YOU RAMS CLUB MEMBERS!**

**YOU ARE WHY OUR WORLD-CLASS STUDENT-ATHLETES AND COACHES WORK TO BE SMARTER, FASTER AND STRONGER EVERY YEAR IN ORDER TO LIVE UP TO CAROLINA'S TRADITION OF SUCCESS.**

Each year, The Rams Club's primary mission of fully funding all 450 of Carolina's student-athlete scholarships becomes more and more challenging. Thanks to the incredible generosity and longevity of support from Rams Club members, The Rams Club has always been able to fulfill our mission.

Because of this support, Carolina student-athletes have excelled representing the Tar Heels in the classroom and on the playing field.

In addition to the nine ACC Players of the Year and four ACC Freshmen of the Year, 88 Tar Heels were recognized on All-ACC Academic Teams, two were named ACC Scholar Athletes of the Year and UNC Field Hockey's Lauren Shealy was named Sports Illustrated's College Athlete of the Year. None of these incredible feats would be possible without the foundation of support you provide for Carolina Athletics.

YOU ARE WHY Carolina continues to educate and inspire the best student-athletes in the nation!



329 student-athletes were named to UNC's Dean's List during the academic year of 2013-2014.



The NCAA honored five University of North Carolina athletic programs whose Academic Progress Rates are among the top 10 percent nationally.



A record number of UNC student-athletes – 347 – made the ACC Academic Honor Roll in 2013-14. UNC's previous high was 329 in 2012-13.



THE RAMS CLUB



# YOU ARE WHY...

*Carolina Educates & Inspires the Best Student-Athletes in the Country*



THE RAMS CLUB

# THANK YOU RAMS CLUB MEMBERS

## CURRENT MEMBERS

### MAKE AN EVEN GREATER IMPACT!

As costs continue to increase, current Rams Club members can make an even greater impact on the success of Carolina Athletics through the following ways:

#### GIVE 110%

Our student-athletes routinely give 110%. By simply giving 110% of your membership level, you can help insure that The Rams Club can continue to meet rising scholarship costs.

#### REFER MEMBERS

In order to continue support for a successful athletics program, we need to build our membership! By having a new member mention your name upon signing up for The Rams Club, you'll earn additional priority points.

#### CAPITAL PROJECTS

By making a pledge to The Loudermilk Center for Excellence, you can help complete the fundraising for this project that now provides student-athletes a world-class academic and training facility. Contributions will receive 1.4 points per \$100 contributed.

## FUTURE MEMBERS

### JOIN THE RAMS CLUB TODAY!

Support from Rams Club members has been integral in establishing Carolina as a leader in collegiate athletics. Consider joining The Rams Club to help solidify the tradition of excellence that Carolina works to uphold.

Members of The Rams Club enjoy many great benefits – the most rewarding benefits being your commitment to provide opportunities for worthy young men and women to represent Carolina. Rams Club members also receive ticket priority over the general public for football, men's and women's basketball and baseball as well as exclusive access to the latest Carolina news and special events. For more information about how you can help secure the future success of Carolina Athletics and enjoy the benefits of being a Rams Club member, visit RamsClub.com or call The Rams Club at 919.843.2000.



919.843.2000



www.ramsclub.com



ramsclub@ramsclub.com



The Rams Club



@TheRamsClub



# CAROLINA FAMILY

ONCE A TAR HEEL, ALWAYS A TAR HEEL

RASHEED WALLACE

ROY WILLIAMS, MICHAEL JORDAN & DEAN SMITH

"THE CAROLINA FRATERNITY EXISTS...I SEE IT THROUGHOUT MY 30 YEARS OF BASKETBALL. I HAVE GUYS WHO COME UP TO ME WHO PLAYED AGAINST US AND NEVER PLAYED FOR CAROLINA AND ASK, 'WHAT'S IT LIKE TO BE PART OF CAROLINA?' BECAUSE IT IS SOMETHING SPECIAL."

-KENNY SMITH







DANNY GREEN

CHARLES SCOTT

WES MILLER

MICHAEL JORDAN  
DEAN SMITH

JACKIE MANUEL

"WHAT'S UNIQUE IS THE UNITY AND THE BOND ESTABLISHED IN THE SHORT TIME YOU ARE AT THE UNIVERSITY. IT'S A FAMILY ATMOSPHERE. YOU FIND YOURSELF TAKING CARE OF FAMILY MEMBERS. IT'S SOMETHING WE CHERISH, NO MATTER WHAT HAPPENS TO US OR WHERE WE GO. YOU WILL ALWAYS CHERISH THAT RELATIONSHIP FROM THE UNIVERSITY OF NORTH CAROLINA."

-MICHAEL JORDAN

"THOSE ARE THE BEST MEMORIES I'LL HAVE, THE TEAMS I'VE PLAYED WITH AND THE TEAMMATES I'VE PLAYED ALONGSIDE. I CAN CALL THOSE GUYS FAMILY AND BROTHERS. THIS IS A SECOND HOME TO ME."

-DANNY GREEN

"CAROLINA GETS IN YOUR BLOOD. YOU SEE ALL THE FORMER GUYS COMING BACK, AND YOU WANT TO BE A PART OF THAT. IT JUST SEEMS LIKE SOMETHING YOU'RE SUPPOSED TO DO AS A CAROLINA GUY, AND NO MATTER HOW LONG YOU STAY IN SCHOOL, YOU ALWAYS LOOK FORWARD TO COMING BACK. IN THE NBA, CAROLINA GUYS LOOK AFTER EACH OTHER. WE'RE PART OF EACH OTHERS' LIVES."

-VINCE CARTER

# THE CAROLINA WAY



**PLAY HARD**  
**PLAY SMART**  
**PLAY TOGETHER**

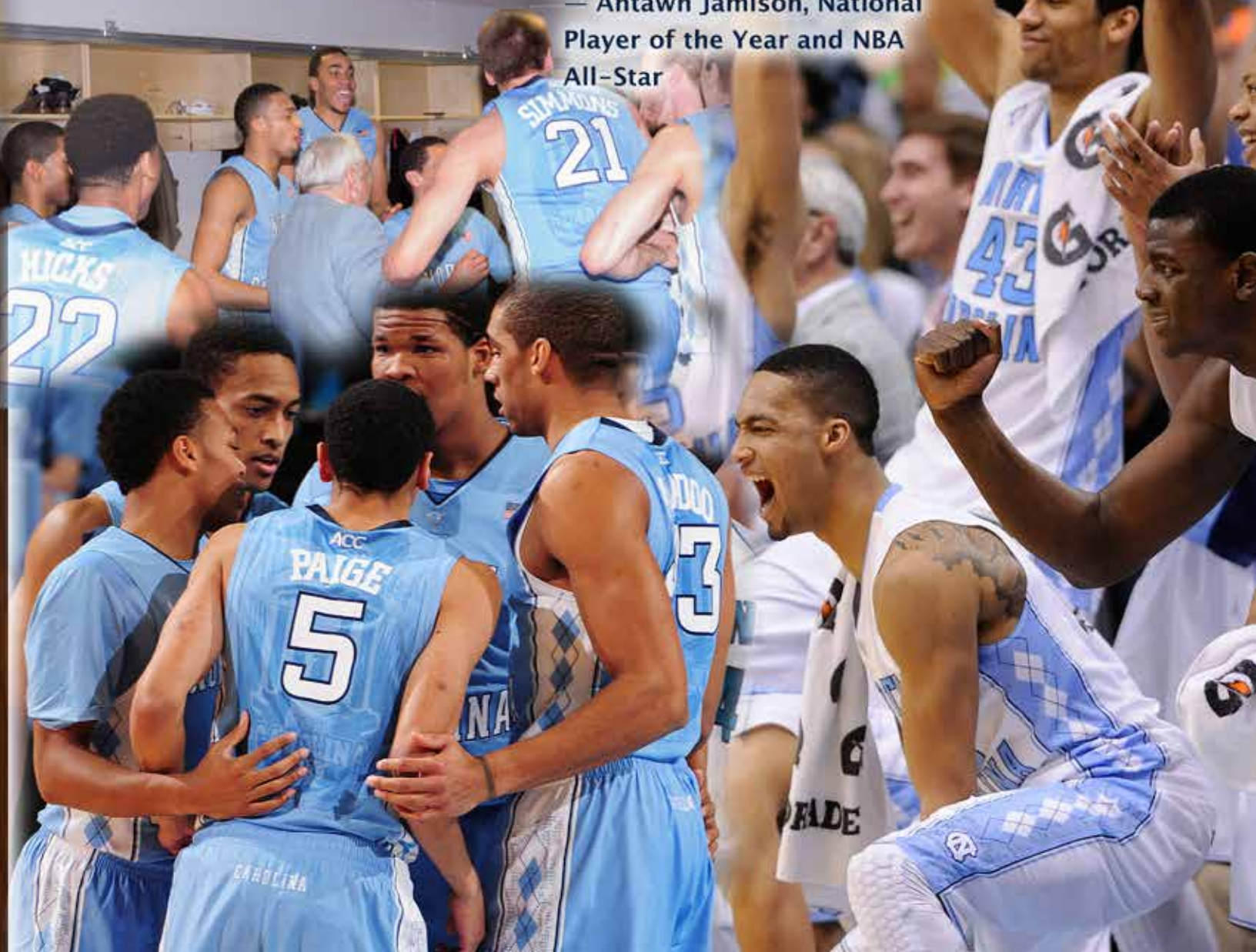


**THE CAROLINA WAY**



"When we were here, we were young and we had no idea what the world was about and how much you learn at Carolina. But it paved the way for me to accomplish what I've accomplished, both as a person and as a basketball player. It's all because of this university and that Carolina brotherhood."

— Antawn Jamison, National Player of the Year and NBA All-Star



# WHY CAROLINA?

6 NATIONAL CHAMPIONSHIPS  
18 NCAA FINAL FOURS  
11 NATIONAL PLAYERS OF THE YEAR  
36 FIRST-TEAM ALL-AMERICAS  
17 ACC TOURNAMENT TITLES  
29 ACC REGULAR-SEASON CROWNS  
14 ACC PLAYERS OF THE YEAR  
9 NAISMITH HALL OF FAMERS  
45 NBA CHAMPIONSHIP RINGS  
46 NBA FIRST-ROUND DRAFT PICKS  
NO. 3 ALL-TIME IN NCAA WINS

• IN AUGUST 2012, ESPN RANKED CAROLINA THE MOST SUCCESSFUL COLLEGE BASKETBALL PROGRAM IN THE NATION OVER THE LAST 50 YEARS.

• THE SPORTING NEWS IN 2011 RANKED CAROLINA AS THE BEST COACHING JOB IN COLLEGE BASKETBALL, WRITING, "HOW MANY KIDS IN AMERICA WOULDN'T TAKE CAROLINA'S CALL?"

"I DIDN'T KNOW IT AT THE TIME, BUT WHEN I CHOSE TO ATTEND CAROLINA AS A HIGH SCHOOL KID IT WAS THE BEST DECISION I'VE EVER MADE IN MY LIFE. I LOVED PLAYING BASKETBALL, YES. BUT IT HAS OPENED DOORS FOR ME EVERY DAY OF MY LIFE — FROM THE DAY I GRADUATED UNTIL TODAY — THAT I NEVER COULD HAVE IMAGINED WOULD BE OPENED."

— DICK GRUBAR (UNC '69)



"PLAYING BASKETBALL FOR CAROLINA IS LIKE PLAYING BASEBALL FOR THE YANKEES OR PLAYING IN THE NBA FOR THE CELTICS OR THE LAKERS. IT'S RIGHT THERE WITH THOSE PROGRAMS IN TERMS OF THEIR IMPORTANCE AND THE WAY THAT THEY SUSTAIN GREATNESS OVER A LONG PERIOD OF TIME."

— MITCH KUPCHAK (UNC '76), L.A. LAKERS GENERAL MANAGER

"SIMPLY PUT, NORTH CAROLINA HAS EVERYTHING YOU WANT IN A BASKETBALL PROGRAM: TRADITION, HISTORICAL SUCCESS, CURRENT SUCCESS, AN ENORMOUS AND PASSIONATE FAN BASE, QUALITY FACILITIES, COMPLETE NATIONAL RECRUITING REACH AND A HALL OF FAME COACH WHO ALREADY HAS WON A NATIONAL TITLE AT THE SCHOOL." — ESPN.COM

# NOTHING COULD BE FINER



In ranking Carolina the best coaching job in all of college hoops, ESPN.com wrote, "Why is UNC the best job in the country? UNC has the obvious things recruits want: great facilities, a chance at the pros, big-time exposure, a chance to play in the best rivalry in the country, a gorgeous campus — you name it. ... More than anything, though, it's the 'family' — the scores of current and former

pro stars who still come to Chapel Hill to play in alumni games and watch the young guns take on Duke. More specifically, perhaps, it's Michael Jordan. ... If UNC has an edge over the rest, it comes from the Tar Heels brand, a brand built by [Dean] Smith and sustained by [Roy] Williams and long since ensured in relevance by the greatest basketball player who ever lived."

— ESPN.com, June 7, 2012



# TAR HEEL NATION LOVES ITS HOOPS



CAROLINA VICTORY

CARO



CAROLINA IS THE MOST-FOLLOWED TEAM IN THE NATION ON TWITTER AT @UNC\_BASKETBALL.



TREMENDOUS FAN SUPPORT



**CAROL FOLT  
CHANCELLOR**

When Carol Folt was installed as Carolina's 11th chancellor and first woman leader in October 2013, she said, "As America's first public university, Carolina became the gold standard. The founders passed the baton, and the future is up to us. How can we fulfill this honorable charge in a way that is ever fresh and relevant?" In her first year as chancellor,

Folt—an internationally recognized environment scientist, award-winning teacher and accomplished administrator—has worked to fulfill that charge by preserving and expanding Carolina's academic excellence and innovation, access and affordability, and deep commitment to the state.

Under her leadership, the University received 31,000 applications for the Class of 2018—breaking the previous year's record for the ninth consecutive time. Faculty ranked seventh nationally and first in the South for 2013 research grants awarded by the National Institutes of Health. New investments have made Carolina's science, technology, engineering and math curriculum one of the top in the country. And the University's commitment to its public service mission has never been stronger, as illustrated by the School of Government's work supporting local governments and communities, and by expanding programs like the Carolina College Advising Corps, which provides college advising for the state's high-school students.

Folt has met with hundreds of students, faculty, staff, alumni and supporters, championing the importance of the University's research mission for North Carolina's economy. She has also focused on improving undergraduate graduation rates—particularly low-income, first-generation and underrepresented students—and on comprehensively addressing past academic and athletic irregularities.

Declaring that "Carolina can indeed be the leader in shaping the path for the great public university in America," Folt has represented the University in the national dialogue about higher education, joining other leaders at White House meetings on topics as diverse as preserving accessibility to an affordable college degree and protecting students from sexual assault.

Folt came to Carolina from Dartmouth College, where she was interim president in 2012-2013, Dartmouth Professor of Biological Sciences, and a faculty member and administrator for 30 years.

An Akron, Ohio, native, Folt is a proud product of public higher education. She worked her way through the University of California at Santa Barbara as a waitress, earning a bachelor's degree in aquatic biology in 1976 and a master's degree in biology two years later. She received her doctorate in ecology from the UC Davis and did postdoctoral work at the W.K. Kellogg Biological Station of Michigan State University.

Folt is married to David Peart, a professor of biological sciences at Dartmouth. They have two adult children, Noah and Tessa.



**BUBBA CUNNINGHAM  
ATHLETIC DIRECTOR**

Lawrence R. (Bubba) Cunningham is in his third full year and fourth year overall as Carolina's director of athletics. One of Cunningham's first accomplishments at UNC was the development of a strategic plan that adopted the mission statement—"We Educate and Inspire Through Athletics"—and identified Responsibility, Innovation, Service and

Excellence (RISE) as the department's core values.

Last year, Carolina finished 14th in the Learfield Director's Cup with 976 points. The Tar Heels were within 88 points of eighth-place USC in a close race for the Cup. The UNC women's tennis team paced all Tar Heel squads with a second-place finish in the NCAA Tournament. Women's tennis was one of seven Carolina teams to finish in the Top 10 in NCAA play, including field hockey (third), women's soccer, women's basketball, women's lacrosse and men's tennis were fifth and men's lacrosse was ninth.

UNC's women's program captured the 2013 Capital One Cup, which is awarded to the nation's best Division I athletics program.

A record 347 Tar Heel student-athletes made the ACC Honor Roll, which requires a cumulative GPA of at least 3.0.

Cunningham is in his 12th year as a Division I director of athletics, including six years at Tulsa and three years at Ball State. From 1988-2002, Cunningham worked at his alma mater, the University of Notre Dame.

He earned his bachelor's and master's degrees in business administration, in 1984 and 1988, respectively, and was a member of the Irish golf team in 1982-83.

Cunningham served on the NCAA Division I Men's and Women's Golf Committees and is a member of NACDA's Executive Committee.

Raised in Naples, Fla., Cunningham and his wife, Tina, have four children: Matthew, Michael, John and Sarah.

**CAROLINA ATHLETICS ADMINISTRATION**

Chancellor	Carol Folt
Faculty Athletics Representative	Lissa Broome
Director of Athletics	Bubba Cunningham
Exec. Assoc. AD	Larry Gallo
Sr. Assoc. AD/SWA	Dr. Beth Miller
Sr. Assoc. AD/Business & Finance	Martina Ballen
Sr. Assoc. AD/Operations	Clint Gwaltney
Sr. Assoc. AD/Compliance	Vince Ille
Sr. Assoc. AD/Communications	Steve Kirschner
Sr. Assoc. AD/Marketing & Operations	Rick Steinbacher
Assoc. AD/Football	Corey Holliday
Assoc. AD/Risk Management	Paul Pogge
Assoc. AD/Assistant to the A.D.	Zac Selmon
Assoc. AD/Compliance	Marielle vanGelder
Asst. AD/Marketing & Promotions	Michael Beale
Asst. AD/Communications	Kevin Best
Asst. AD/Facility Planning & Mgt.	Mike Bunting
Asst. AD/Emerging Media	Ken Cleary
Asst. AD/Olympic Sports & FB Operations	Ellen Culler
Asst. AD/Student-Athlete Development	Cricket Lane
Asst. AD/Business & Finance	Mike Perkins
Asst. AD/Tickets	Tim Sabo
Director of Academic Support	Dr. Michelle Brown
Director of Sports Medicine	Dr. Mario Ciocca
Director of Compliance	Lance Markos
Exec. Director of Rams Club	John Montgomery



# IN THE COMMUNITY



**FAST BREAK AGAINST CANCER  
FUNDRAISING AUCTION**



**SPECIAL OLYMPICS  
CLINIC**



**MAZE DAY WITH VISUALLY  
IMPAIRED YOUTHS**

**HARRISON BARNES WON THE ALVIN  
ATTLES COMMUNITY IMPACT AWARD  
FOR THE NBA'S GOLDEN STATE  
WARRIORS IN 2013-14.**



**YOUTH PEN PAL PROGRAM**




**ANTAWN JAMISON HELPED BUILD A  
PLAYGROUND IN WASHINGTON, D.C.  
WITH FIRST LADY MICHELLE OBAMA.**

**"I WANT OUR PLAYERS TO REALIZE THERE IS MORE THAN BASKETBALL IN THE WORLD," SAYS ROY WILLIAMS, WHO CLOSES HIS POSTGAME TEAM SPEECH WITH THE FOLLOWING REMINDER: "WE REALIZE WE ARE MORE FORTUNATE THAN OTHERS."**




# NATIONAL SPOTLIGHT

NO COLLEGE BASKETBALL PROGRAM RECEIVES MORE OF THE NATIONAL SPOTLIGHT THAN CAROLINA



UPPER DECK PRODUCED A SET OF CAROLINA BASKETBALL TRADING CARDS, MAKING UNC THE FIRST BASKETBALL PROGRAM TO RECEIVE A SCHOOL-EXCLUSIVE SET FROM THE COMPANY.

**GAMEDAY MAINSTAYS**  
CAROLINA HAS BEEN PART OF ESPN'S COLLEGE GAMEDAY BROADCASTS 11 TIMES, MORE THAN ANY SCHOOL IN THE NATION.




# TAR HEELS ON CENTER STAGE

- OFFICIALLY-LICENSED UNC MERCHANDISE IS ANNUALLY AMONG THE BEST-SELLING IN THE NATION.
- THE VAST MAJORITY (OVER 80 PERCENT IN THE LAST 11 SEASONS) OF CAROLINA GAMES ARE NATIONALLY TELEVIEWED, INCLUDING AT LEAST 25 APPEARANCES IN 2014-15.

CAROLINA

CAROLINA

CAROLINA

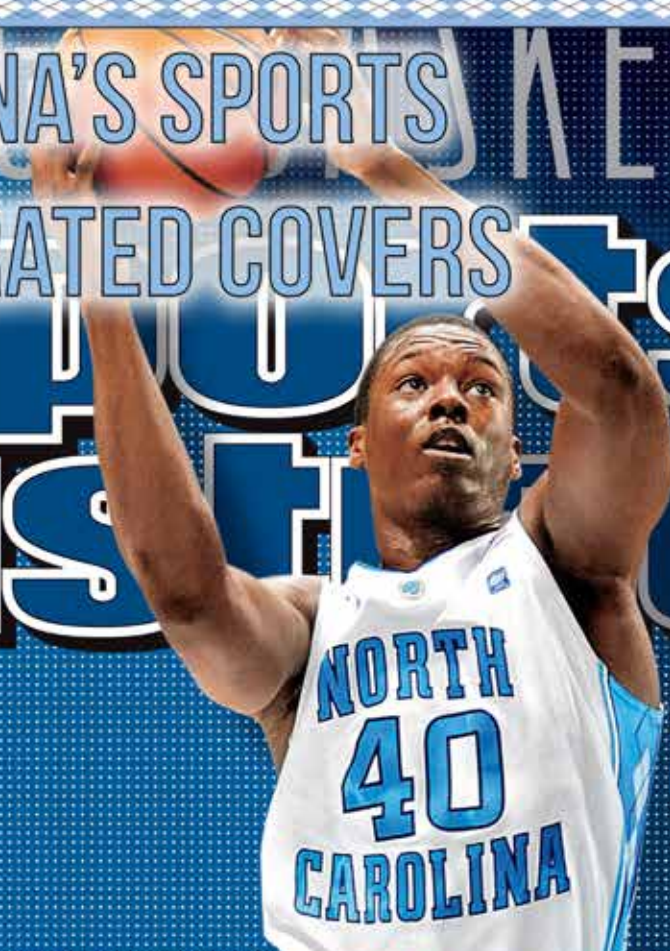


# CAROLINA'S SPORTS

# ILLUSTRATED COVERS

# PREVIEW

HARRISON BARNES  
Sophomore  
Forward



NOVEMBER 14, 2011 | SI.COM

## MEN'S TOP 20

## WOMEN'S TOP 10


# UNC

- BAYLOR ①
- NOTRE DAME ②
- TENNESSEE ③
- CONN ④
- LLE ⑤
- &M ⑥
- ORD ⑦
- AMI ⑧
- UKE ⑨
- WN ⑩

- 2
- 3
- 4
- 5
- 6
- 7
- 8
- 9
- 10
- 11
- 12
- 13
- 14
- 15
- 16
- 17
- 18
- 19
- 20




## PLUS SELECTED TEAM FIELD OUTING SPORTS




NBA TV'S RICK FOX AND FELLOW FORMER TAR HEEL JOHN HENSON LAST SEASON.



GEORGE KARL IS PART OF ESPN'S NBA IN-STUDIO COVERAGE TEAM THROUGHOUT THE SEASON.



HUBERT DAVIS WAS A MEMBER OF ESPN'S COLLEGE GAMEDAY CREW BEFORE JOINING THE UNC COACHING STAFF IN 2012.

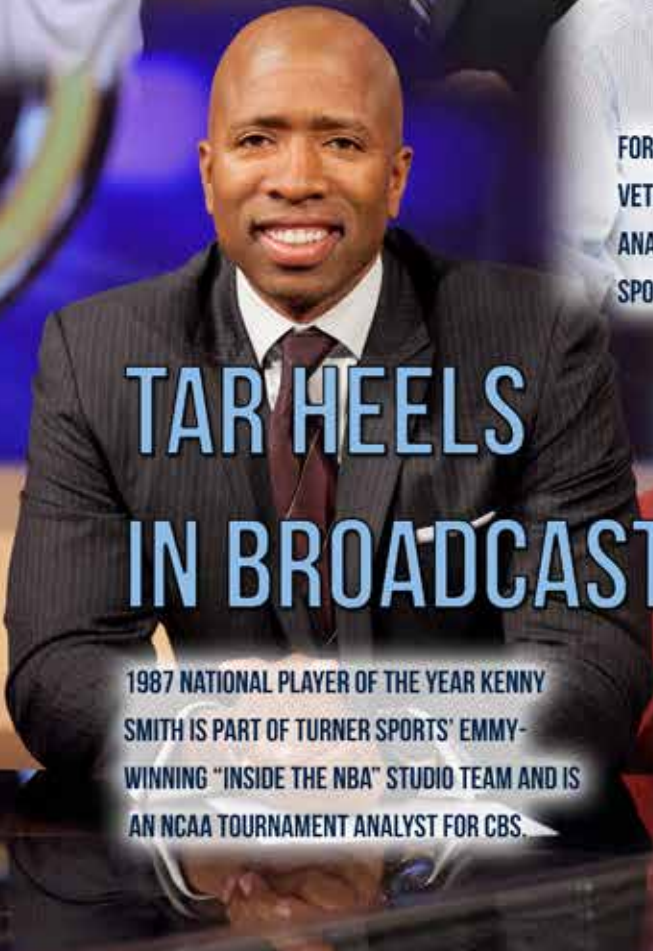


JERRY STACKHOUSE HAS A NATIONAL RADIO SHOW ON SIRIUS XM AND HAS DONE TV WORK WITH THE DETROIT PISTONS.

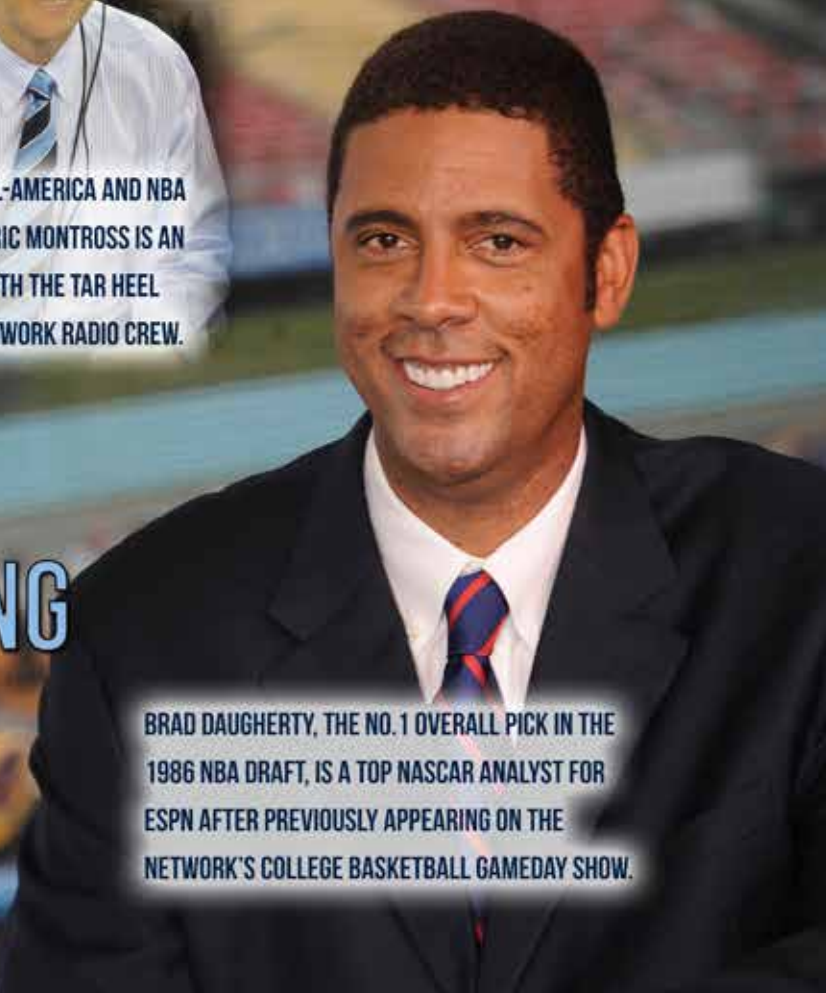


FORMER ALL-AMERICA AND NBA VETERAN ERIC MONTROSS IS AN ANALYST WITH THE TAR HEEL SPORTS NETWORK RADIO CREW.

# TAR HEELS IN BROADCASTING



1987 NATIONAL PLAYER OF THE YEAR KENNY SMITH IS PART OF TURNER SPORTS' EMMY-WINNING "INSIDE THE NBA" STUDIO TEAM AND IS AN NCAA TOURNAMENT ANALYST FOR CBS.



BRAD DAUGHERTY, THE NO. 1 OVERALL PICK IN THE 1986 NBA DRAFT, IS A TOP NASCAR ANALYST FOR ESPN AFTER PREVIOUSLY APPEARING ON THE NETWORK'S COLLEGE BASKETBALL GAMEDAY SHOW.

# THE SMITH CENTER



THE CAROLINA BASKETBALL OFFICES AND FACILITIES RECENTLY UNDERWENT AN \$8.5 MILLION RENOVATION AND NOW INCLUDE UPDATED WEIGHT AND TRAINING ROOMS AND EXPANDED SPACE FOR TUTORING SESSIONS, TEAM GATHERINGS AND FILM STUDY.



BASKETBALL OFFICE LOBBY





# A SPARKLING HOME FOR THE TAR HEELS

NATIONAL CHAMPIONS  
1924, 1957, 1982, 1993, 2001, 2009



INSIDE  
THE TAR HEEL  
LOCKERROOM



# THE SMITH CENTER



**"NORTH CAROLINA, WITHOUT QUESTION,  
[IS THE TOUGHEST ARENA IN THE ACC] ...  
NORTH CAROLINA IS JUST REALLY LOUD."**

**— MARYLAND'S SETH ALLEN, 2014**



<p>North Carolina</p>  <p>26-0</p> <p><b>1924</b></p> <p>NATIONAL CHAMPIONS</p>	<p>North Carolina</p>  <p>32-0</p> <p><b>1957</b></p> <p>NATIONAL CHAMPIONS</p>	<p>North Carolina</p>  <p>32-2</p> <p><b>1982</b></p> <p>NATIONAL CHAMPIONS</p>	<p>North Carolina</p>  <p>34-4</p> <p><b>1993</b></p> <p>NATIONAL CHAMPIONS</p>	<p>North Carolina</p>  <p>33-4</p> <p><b>2005</b></p> <p>NATIONAL CHAMPIONS</p>	<p>North Carolina</p>  <p>34-4</p> <p><b>2009</b></p> <p>NATIONAL CHAMPIONS</p>
---	--	--	--	--	--

**"THIS IS ONE HECK OF A HOMECOURT ADVANTAGE."**  
**— FORMER UCONN HEAD COACH JIM CALHOUN**



**"I THINK I'VE NEVER BEEN IN A BUILDING THAT WAS AS LOUD AS THAT BUILDING."**  
**— OHIO STATE HEAD COACH THAD MATTA**

**GAMEDAY EXCITEMENT**

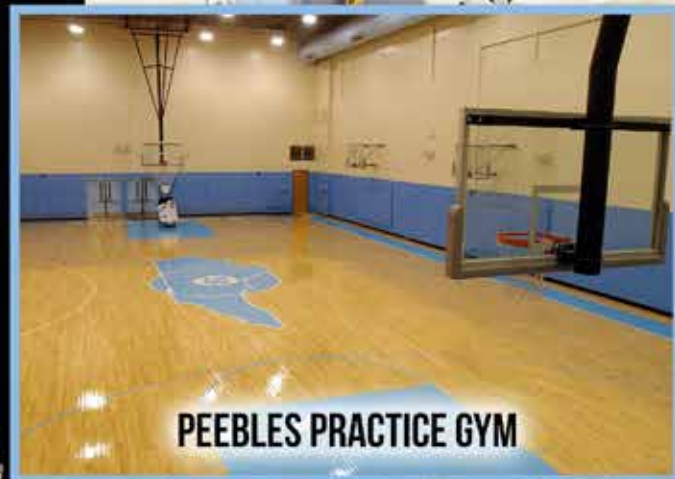
# TOP-NOTCH FACILITIES




THE TAR HEELS RECEIVE TOP-NOTCH TRAINING AND INSTRUCTION FROM STRENGTH & CONDITIONING COORDINATOR JONAS SAHRATIAN, CONSIDERED ONE OF THE NATION'S BEST STRENGTH COACHES.




"HE'S BEEN LIKE A FATHER TO A LOT OF US. I FEEL LIKE NO ONE IN THE WORLD HAS MY BEST INTEREST LIKE HE HAS MY BEST INTEREST," FORMER TAR HEEL AND NBA VET MARVIN WILLIAMS SAYS OF SAHRATIAN.



PEEBLES PRACTICE GYM



**JONAS SAHRATIAN**



**WEIGHT ROOM**



**TRAINING ROOM**



**HYDROTHERAPY ROOM**

Jeffrey Camarati



The 2014-15 season is the 30th in which the Tar Heels will play in the Dean E. Smith Center. UNC has played over 400 games in the Smith Center in front of a combined audience of over eight million fans. Carolina is 353-62 in the Smith Center, a winning mark of 85.1 percent.

The Tar Heels have been in the top five in the national attendance leaders in 27 of the last 28 seasons.

The first game in the Smith Center featured No. 1 Carolina defeating No. 3 Duke, 95-92, in a battle of unbeaten teams on Jan. 18, 1986. The first Tar Heel basket was scored by Carolina center Warren Martin off a pass from Kenny Smith.

The Tar Heels have a 158-21 record (.883) in the Smith Center in Roy Williams' 11 years as head coach. Dean Smith led the Tar Heels to a 133-17 record (.887) in the building that bears his name.

**RECENT RENOVATIONS**

The Smith Center has undergone a number of improvements to keep it on the cutting edge of basketball arenas. The building added a new ribbon board surrounding the court for the 2012-13 season.

The men's basketball offices were completely renovated and expanded in 2010, while the team's varsity hallway also received a facelift.

The arena's lights and sound system were replaced and the training, weight and equipment rooms were expanded and renovated for 2009-10. A hydrotherapy room was added for the 2008-09 season.

In January 2008, the Carolina Basketball Museum opened in the new Williamson Athletics Center, adjacent to the Koury Natatorium. For photos and infor-

mation about the museum, see [GoHeels.com/Museum](http://GoHeels.com/Museum).

In 2006-07, the seats in the lower level and upper level ring were replaced. The playing floor was completely refinished and refurbished for the 2007-08 campaign.

Four high-resolution video boards were installed for the 2005-06 season. The boards measure 17.8 feet x 23.6 feet.

At the same time, two 50-foot ribbon boards were

**CAROLINA IN THE SMITH CENTER**

Year	Overall Record	ACC Record
1985-86	6-1	5-1
1986-87	13-0	7-0
1987-88	9-2	6-1
1988-89	12-2	6-1
1989-90	11-2	5-2
1990-91	11-2	5-2
1991-92	13-2	6-2
1992-93	12-0	8-0
1993-94	14-1	7-1
1994-95	12-1	7-1
1995-96	9-3	5-3
1996-97	11-1	7-1
1997-98	12-1	7-1
1998-99	12-2	6-2
1999-00	7-5	5-3
2000-01	12-2	7-1
2001-02	6-9	3-5
2002-03	13-5	5-3
2003-04	12-2	6-2
2004-05	15-0	8-0
2005-06	13-4	5-3
2006-07	16-1	7-1
2007-08	14-2	6-2
2008-09	14-1	7-1
2009-10	13-5	3-5
2010-11	15-0	8-0
2011-12	17-1	7-1
2012-13	14-2	7-2
2013-14	15-3	8-1
<b>Totals</b>	<b>353-62</b> (.851)	<b>171-48</b> (.781)

✓ Record versus non-conference opponents is 182-14 (.929)  
✓ All-time Smith Center attendance is 8,280,546

added to the fascia around the upper level and a 40-foot video board was added to the front of the scorer's table.

In 2000-01, a standing-room-only section reserved for students opened on the baseline closest to the Carolina bench. The Rams Club funded a \$150,000 renovation that allowed approximately 400 students to move court-side.

In May 1980, the Department of Athletics, in conjunction with the Educational Foundation, embarked on a mission to raise millions of dollars from private donations to construct an arena. The real inspiration for the fund-raising effort came from the campaign chairman, the late Hargrove "Skipper" Bowles.

Six years, 2,362 donors and over \$34 million later, the premiere basketball arena in America became a reality. Dedicated in September 1986 as the Dean Edwards Smith Center, the 300,000-square-foot structure stands on seven and one-half acres of the University's south campus. Over 20,000 cubic yards of rock were removed to make room for the 340-foot-wide, 380-foot-long and 140-foot-high building.

Robert Crawford



Grant Halverson



**Note:** The "vs." designation means the record was established by UNC; the "by" designation means the record was established by an opposing team or a team competing in an NCAA Tournament game at the Dean E. Smith Center.

**MOST POINTS**

129 vs. VMI, Dec. 17, 1994

**MOST POINTS IN A HALF**

77 vs. VMI, Dec. 17, 1994 (1st half)

**FEWEST POINTS IN A HALF**

13 by NC State, Jan. 12, 2008 (1st half)

**FEWEST POINTS IN A HALF BY UNC**

18 vs. Wake Forest, Jan. 27, 1996 (1st half)

**FEWEST COMBINED POINTS IN A HALF**

39 – Jan. 26, 1997 vs. Clemson (UNC 23, Clemson 16, first half)

**LARGEST HALFTIME LEAD**

47 vs. Florida Atlantic, Dec. 19, 2006 (65-18)

**LARGEST MARGIN OF VICTORY BY UNC**

68 vs. The Citadel, Feb. 18, 1991 (118-50)  
68 vs. UNC Asheville, Nov. 30, 2008 (116-48)

**MOST POINTS IN A LOSS BY UNC**

114 vs. Wake Forest, Dec. 20, 2003 (114-119) (3OT)

**LARGEST MARGIN OF DEFEAT FOR UNC**

29 vs. Duke, Jan. 31, 2002 (58-87)

**MOST OPPONENT POINTS**

119 by Wake Forest, Dec. 20, 2003 (3OT)

**FEWEST POINTS BY UNC**

48 vs. Boston College, Feb. 19, 2011

**FEWEST OPPONENT POINTS**

39 by Clemson, Feb. 16, 1995

**MOST POINTS, BOTH TEAMS**

233 vs. Wake Forest, Dec. 20, 2003 (114-119) (3OT)

**FEWEST POINTS, BOTH TEAMS**

92 vs. Princeton, Dec. 13, 1997 (50-42)

**MOST FIELD GOALS**

53 vs. VMI, Dec. 17, 1994

**MOST FIELD GOAL ATTEMPTS**

91 by VMI, Dec. 17, 1994

**HIGHEST FIELD GOAL PERCENTAGE**

.754 vs. Old Dominion, Dec. 1, 1992

**HIGHEST FIELD GOAL PCT. IN A HALF**

.857 vs. Old Dominion, Dec. 1, 1992 (24 of 28, 2nd half)

**MOST FREE THROWS MADE**

41 vs. Clemson, Jan. 28, 1998

**MOST FREE THROW ATTEMPTS**

59 vs. Clemson, Jan. 28, 1998

**MOST THREE-POINT FIELD GOAL ATTEMPTS**

42 by Clemson, Jan. 15, 1994

**MOST THREE-POINT FIELD GOALS MADE**

17 vs. Florida State, Jan. 25, 1995  
17 by Duke, March 2, 1997

**HIGHEST THREE-POINT FIELD GOAL PERCENTAGE (min. eight made)**

.889 vs. Stetson, Dec. 3, 1986 (8 for 9)

**MOST BLOCKED SHOTS**

14 on three occasions, most recently vs. VMI, Dec. 17, 1994

**MOST REBOUNDS**

72 vs. Nicholls, Dec. 19, 2011

**MOST ASSISTS**

37 vs. VMI, Dec. 17, 1994

**MOST PERSONAL FOULS**

41 by Clemson, Jan. 28, 1998

**TEAM RECORDS: SEASON**

**HIGHEST SCORING AVERAGE**

95.2 in 1986-87 (1,238 in 13 games)

**HIGHEST AVERAGE VICTORY MARGIN**

26.6 in 2006-07

**HIGHEST SCORING AVERAGE ALLOWED**

83.2 in 1989-90 (1,082 in 13 games)

**HIGHEST FIELD GOAL PERCENTAGE**

.577 in 1985-86 (237 of 411)

**HIGHEST THREE-POINT FIELD GOAL PERCENTAGE**

.451 in 1986-87 (79 of 175)

**HIGHEST FREE THROW PERCENTAGE**

.754 in 2008-09 (343 of 455)

**INDIVIDUAL RECORDS**

**MOST POINTS (GAME)**

40 Tyler Hansbrough vs. Ga. Tech, Feb. 15, 2006

**MOST POINTS (CAREER)**

1,321 Tyler Hansbrough (2005-09) (21.3 per game in 62 games)

**MOST POINTS (SEASON)**

385 Tyler Hansbrough (2007-08)

**HIGHEST SCORING AVERAGE (SEASON)**

24.1 Tyler Hansbrough (2007-08) (385 in 16 games)

**MOST GAMES SCORING IN DOUBLE FIGURES**

18 James Michael McAdoo, 2013-14

**CONSECUTIVE GAMES SCORING IN DOUBLE FIGURES**

42 Tyler Hansbrough, 2005-09

**MOST FG MADE (GAME)**

16 Antawn Jamison vs. Maryland, Feb. 14, 1998  
16 Derrick Chievous (Missouri) vs. Rhode Island, March 17, 1988

**MOST FG MADE (SEASON)**

128 Rashad McCants (2002-03)

**HIGHEST FG PERCENTAGE (GAME)**

1.000 Scott Williams vs. Virginia, Jan. 13, 1990 (12 of 12)

**MOST THREE-POINT FG MADE (GAME)**

9 on three occasions, most recently by Grayson Flittner (Gardner-Webb), Nov. 23, 2009

**MOST THREE-POINT FG MADE (SEASON)**

49 Rashad McCants (2002-03)



Marcus Paige went 10 for 10 from the free throw line vs. Kentucky and shot .906 from the line in 2013-14.

**MOST THREE-POINT FG ATTEMPTS (GAME)**

18 Dennis Scott (Georgia Tech) vs. UNC, Jan. 28, 1989

**HIGHEST THREE-POINT FG PERCENTAGE (Game, min. 5 made)**

1.000 Geoff Brower (Florida State) vs. UNC, Feb. 24, 1996 (5 of 5)  
1.000 Jordan Swing (UAB) vs. UNC, Dec. 1, 2012 (5 of 5)

**MOST FT MADE (GAME)**

20 Tyler Zeller vs. Maryland, Feb. 29, 2011

**MOST FT ATTEMPTS (GAME)**

23 Tyler Zeller vs. Maryland, Feb. 29, 2011

**BEST FT PERCENTAGE (GAME, MIN. 10 MADE)**

1.000 seven times, most recently by Marcus Paige vs. Kentucky, Dec. 14, 2013 (10 of 10)

**BEST FT PERCENTAGE (SEASON, MIN. 25 MADE)**

.906 Marcus Paige, 2013-14 (77 of 85)

**MOST REBOUNDS (GAME)**

24 Sean May vs. Duke, Mar. 6, 2005

**MOST ASSISTS (GAME)**

18 Raymond Felton vs. George Mason, Dec. 7, 2003

**MOST STEALS (GAME)**

8 Derrick Phelps vs. Central Florida, Dec. 7, 1991  
8 Tyler Hansbrough vs. UNC Asheville, Dec. 28, 2005

**MOST BLOCKED SHOTS (GAME)**

10 Brendan Haywood vs. Miami (Fla.), Dec. 4, 2000




*late night*  
WITH **ROY**



BEFORE THE TAR HEELS OPEN EACH SEASON, THEY TAKE TO THE COURT FOR AN EVENING OF FUN AT A PACKED SMITH CENTER. THE EVENT INCLUDES SKITS AND OTHER AMUSEMENTS AND IS A HIGHLIGHT OF EACH SEASON.

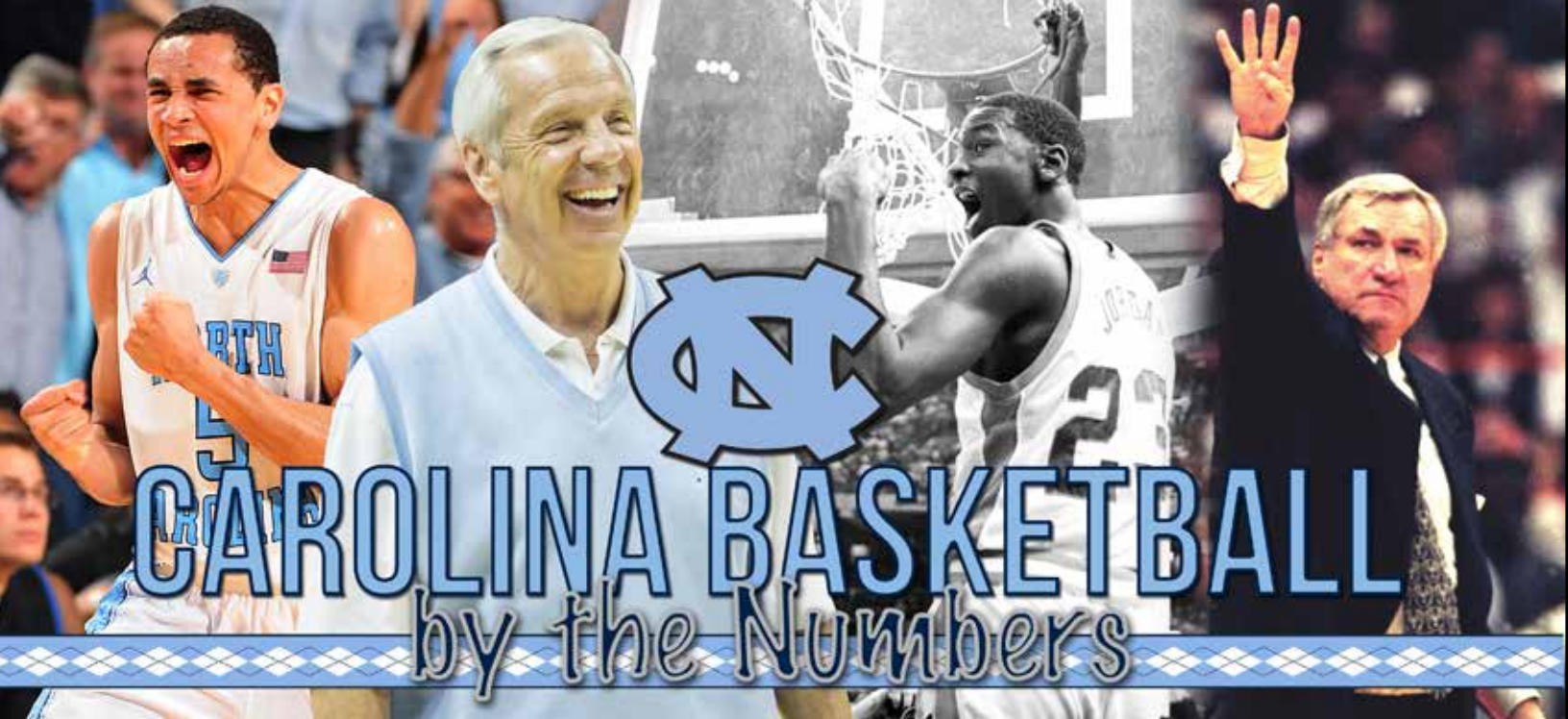


The image shows the interior of the Carolina Basketball Museum. The top part of the image features a glass display case containing several basketball trophies. A prominent trophy is labeled '1993'. To the left, another trophy is labeled '1924'. The background shows more trophies and exhibits, including a large blue and white banner. The text 'CAROLINA BASKETBALL MUSEUM' is overlaid on the image. Below the title, there is a decorative banner with a blue and white diamond pattern and a keyhole shape in the center. The main text is in a large, blue, serif font. Below the title, there are four bullet points describing the museum's features. The bottom part of the image shows a basketball court with a blue and white 'AC' logo on the floor. There are also large, curved displays with basketball-related images and text, including 'CH MADNESS' and 'DEAN SMITH'.

# CAROLINA BASKETBALL

# MUSEUM

- OPENED IN JANUARY 2008, THE CAROLINA BASKETBALL MUSEUM FEATURES ARTIFACTS, VIDEOS, PHOTOS AND STATISTICAL AND HISTORICAL PANELS THAT HIGHLIGHT THE HISTORY OF THE CAROLINA PROGRAM. THE MUSEUM EXPERIENCE BEGINS WITH A THEATER PRESENTATION AND INCLUDES VIDEO TRIBUTES TO DEAN SMITH, ROY WILLIAMS, PHIL FORD, TYLER HANSBROUGH, MICHAEL JORDAN AND MORE.
- THE MUSEUM INCLUDES INTERACTIVE PRESENTATIONS HIGHLIGHTING CAROLINA'S SIX NATIONAL CHAMPIONSHIPS, 18 FINAL FOUR APPEARANCES, 17 ACC TOURNAMENT CHAMPIONSHIPS AND MANY OF THE GREATEST GAMES AND MOST EXCITING FINISHES IN TAR HEEL HISTORY.
- THE MUSEUM IS OPEN ON GAME DAYS AND IS A MUST-SEE ATTRACTION FOR TAR HEEL FANS.
- OVER 325,000 PATRONS HAVE VISITED THE MUSEUM SINCE ITS OPENING.



**1**

**Rank, Most Players to Play in NCAA Final Four**

In North Carolina's 18 Final Four appearances, 154 Tar Heel players have played in at least one Final Four game, more than any school in the nation.

**3**

**Of NBA's 50 Greatest Players**

In the late 1990s, the NBA selected its All-Time 50 Greatest Players. Former Tar Heels Billy Cunningham, Michael Jordan and James Worthy were named to the team. Carolina, Houston and LSU were the only schools to have three players listed.

**4**

**Final Four MOPs**

Wayne Ellington scored 19 points, 17 in the decisive opening half, to lead UNC past Michigan State and earn Most Outstanding Player honors at the 2009 Final Four. Ellington is the fourth Tar Heel to win the award, along with James Worthy in 1982 (28 points vs. Georgetown), Donald Williams in 1993 (25 points in the semifinals vs. Kansas and 25 points vs. Michigan in the championship) and Sean May in 2005 (26 points and 10 rebounds vs. Illinois in championship). Ellington set the Final Four record for highest three-point percentage in the Final Four. Ellington made 8 of 10 three-pointers (.800) and broke Donald Williams' record (10 of 14, .714) set in 1993.

**6**

**National Championships**

Carolina has won six national championships, including five NCAA Tournament titles and the 1924 Helms Foundation national championship.

The Tar Heels won the NCAA Tournament in 1957, 1982, 1993, 2005 and 2009.

**7-0**

**In No. 1 vs. No. 2 Games**

Carolina has played in seven games involving the top two ranked teams in the country in the Associated Press poll and the Tar Heels are 7-0 in those games (4-0 as No. 1 and 3-0 as No. 2).

A list of those games:

**March 23, 1957** – No. 1 UNC 54, No. 2 Kansas 53

**Dec. 26, 1981** – No. 1 UNC 82, No. 2 Kentucky 69

**Jan. 9, 1982** – No. 1 UNC 65, No. 2 Virginia 60

**Feb. 4, 1986** – No. 1 UNC 78, No. 2 Ga. Tech 77

**Feb. 3, 1994** – No. 2 UNC 89, No. 1 Duke 78

**Feb. 5, 1998** – No. 2 UNC 97, No. 1 Duke 73

**Apr. 4, 2005** – No. 2 UNC 75, No. 1 Illinois 70

**9**

**ACC Rookies of the Year**

Nine Carolina players have been named ACC Rookie of the Year, including Sam Perkins (1981), Michael Jordan (1982), J.R. Reid (1987), Ed Cota (1997), Joseph Forte (2000), Marvin Williams (2005), Tyler Hansbrough (2006), Brandon Wright (2007) and Harrison Barnes (2011).

**9**

**Naismith Hall of Famers**

Nine Tar Heel coaches and players are members of the Naismith Basketball Hall of Fame, including 2009 inductee Michael Jordan and Carolina head coach Roy Williams, who was inducted in 2007.

Larry Brown, Ben Carnevale (coach), Billy Cunningham (player/coach), Jordan, Robert McAdoo, Frank McGuire (coach), Dean Smith (coach), Williams (coach) and James Worthy are Carolina's Hall of Fame members. In addition, UNC women's basketball coach Sylvia Hatchell was inducted in 2013, making Carolina the only school in the nation with both its current basketball coaches in the Naismith Hall of Fame.

**9**

**First-Team Academic All-Americans**

Tar Heel players have earned first-team Academic All-America honors nine times, most recently by Tyler Zeller in 2011 and 2012. Zeller also earned Academic All-America of the Year honors in '12. The list of 12 includes Billy Cunningham, Charles Scott, Dennis Wuycik, Tommy LaGarde, Eric Montross and Zeller, all of whose jerseys hang in the Smith Center rafters for their exploits on the court.

**10**

**National Coaches of the Year**

Carolina head coaches have won national coach of the year honors 10 times, including Frank McGuire (1957), Dean Smith (1977, 1979, 1982 and 1993), Bill Guthridge (1998), Matt Doherty (2001) and Roy Williams (2005, 2006 and 2009).

**11**

**National Players of the Year**

Eleven Tar Heels have won National Player of the Year honors, including consensus winners Phil Ford (1978), Michael Jordan (1984), Antawn Jamison (1998) and Tyler Hansbrough (2008). Other winners include Jack Cobb (1926), George Glamack (1940 and 1941), Lennie Rosenbluth (1957), James Worthy (1982), Jordan (1983), Kenny Smith (1987), Jerry Stackhouse (1995) and Sean May (2005).

**12**

**ACC 50th Anniversary Team**

The Tar Heels placed 12 players on the ACC 50th Anniversary Team, more than any other school. Carolina's honorees included Lennie Rosenbluth, Billy Cunningham, Larry Miller, Charles Scott, Bobby Jones, Walter Davis, Phil Ford, James Worthy, Sam Perkins, Michael Jordan, Brad Daugherty and Antawn Jamison.





Jeffrey Camarati

The 2009 Tar Heels are one of five UNC teams to win the NCAA championship.



Roy Williams is one of nine UNC men's basketball players and coaches of the Naismith Basketball Hall of Fame.

14

**NCAA Tournament No. 1 Seeds**

Carolina has been a number one seed in the NCAA Tournament 14 times, more than any school in NCAA history (Duke is second with 12). UNC's 14 No. 1 seeds came in 1979, 1982, 1984, 1987, 1991, 1993, 1994, 1997, 1998, 2005, 2007, 2008, 2009 and 2012.

Carolina has won NCAA titles as a No. 1 seed in 1982, 1993, 2005 and 2009 and also reached the Final Four as a top seed in 1991, 1997, 1998 and 2008.

Carolina has been a No. 1 seed five times in 11 years under Roy Williams (2005, 2007, 2008, 2009 and 2012) and 11 times in the last 24 seasons. Williams has earned 10 No. 1 seeds in 26 seasons as a head coach, second-most in NCAA history.

14

**ACC Players of the Year**

Thirteen Tar Heels have been named ACC Player of the Year 14 times, including Larry Miller, who won the award in 1967 and 1968. Other Tar Heel recipients include Lennie Rosenbluth (1957), Pete Brennan (1958), Lee Shaffer (1960), Billy Cunningham (1965), Mitch Kupchak (1976), Phil Ford (1978), Michael Jordan (1984), Antawn Jamison (1998), Joseph Forte (2001), Tyler Hansbrough (2008), Ty Lawson (2009) and Tyler Zeller (2012).

17

**ACC Championships**

Carolina has won 17 Atlantic Coast Conference Tournament championships and played in the championship game a record 32 times.

Dean Smith won 13 Tournament titles, tying Duke's Mike Krzyzewski for most in history. Smith's teams were 58-23 and played in the championship game 21 times. Roy Williams has won ACC Tournament titles in 2007 and 2008.

18

**ACC All-Freshman Players**

Kennedy Meeks was an ACC All-Freshman Team selection in 2013-14. He is the 18th Tar Heel named to the squad since its inception in 1992-93.

18

**Final Fours**

Carolina has played in 18 Final Fours, more than any school in the nation. The Tar Heels played in the Final Four in 1946, 1957, 1967, 1968, 1969, 1972, 1977, 1981, 1982, 1991, 1993, 1995, 1997, 1998, 2000, 2005, 2008 and 2009. The Tar Heels won the NCAA title in 1957, 1982, 1993, 2005 and 2009.

Carolina is the only school to play in the Final Four in seven consecutive decades (1940s through 2000s).

Rusty Clark (1967-69), Bill Bunting (1967-69) and Ed Cota (1997-98, 2000) started in three different Final Fours. Carolina holds the NCAA record for most players who have played in a Final Four with 154.

19

**Seasons Ranked No. 1**

Carolina has been ranked No. 1 in the nation in the Associated Press poll in 19 different seasons since the AP began its rankings in 1948-49. Those seasons are 1957, 1958, 1959, 1978, 1982, 1983, 1984, 1986, 1987, 1988, 1993, 1994, 1995, 1998, 2001, 2007, 2008, 2009 and 2012.

The Tar Heels have been No. 1 in 108 AP polls. Carolina is third nationally in weeks ranked No. 1 in the country.

Carolina has been ranked in the Top 10 in 623 polls. That is the second-highest figure in NCAA basketball history. Carolina has appeared in the AP poll 820 times, more than any other school in history.

Carolina leads the nation with 13 wins over the No. 1-ranked team in the AP poll, including most recently a victory at Michigan State in 2013-14.

29

**Regular Season ACC Titles**

The Tar Heels went 14-2 in ACC play in 2012, winning their 29th regular-season Atlantic Coast Conference championship. UNC has won 19 regular-season championships outright, shared 10 others and won 17 ACC Tournament titles.

Carolina's 29 regular-season titles are nine more than Duke and three more than the rest of the ACC combined.

37


**First-Team All-Americans**

Thirty-seven Tar Heels have earned first-team All-America honors, most recently Kendall Marshall and Tyler Zeller in 2012. Tyler Hansbrough was the first player in ACC history to earn first-team All-America honors in each of his four seasons (2006-07-08-09).

Jack Cobb (1924-26), Phil Ford (1976-78), Mike O'Koren (1978-80) and Sam Perkins (1982-84) earned first-team All-America honors on three occasions. Hansbrough, Ford, O'Koren, Perkins, NC State's David Thompson and Virginia's Ralph Sampson are the only players in ACC history to earn first-team All-America honors at least three times.

Sixteen Tar Heels have earned consensus first-team All-America honors a total of 25 times, which is second in NCAA history. They include Cartwright Carmichael (1923 and 1924), Jack Cobb (1924, 1925 and 1926), George Glamack (1940 and 1941), Lennie Rosenbluth (1957), Larry Miller (1968), Robert McAdoo (1972), Phil Ford (1977 and 1978), James Worthy (1982), Michael Jordan (1983 and 1984), Sam Perkins (1983 and 1984), Kenny Smith (1987), J.R. Reid (1988), Jerry Stackhouse (1995), Antawn Jamison (1998), Joseph Forte (2001) and Tyler Hansbrough (2007, 2008 and 2009).

Dan Sears



**Jerry Stackhouse and Antawn Jamison were both National Players of the Year who returned to earn their UNC degrees as pros.**



**The NCAA champion Tar Heels went 32-0 in 1957.**

Robert Crawford



**James Worthy, Michael Jordan and Walter Davis were NBA first-round picks and All-Stars.**

# 45

NCAA

## Tournament Berths

The Tar Heels are second in history in NCAA Tournament appearances with 45.

The Tar Heels established an all-time record with 27 consecutive trips to the Tournament from 1975-2001.

UNC has the fourth-best win percentage (.719) in Tournament history.

# 45

## NBA Championship Rings

Former UNC players have won 45 NBA championship rings, more than any school in the Atlantic Coast Conference by a wide margin.

Mitch Kupchak has won 10 NBA championship rings and Michael Jordan has won six. They are among 15 former Tar Heels who have gone on to win NBA championship rings as players or coaches (most recently Danny Green in 2014).

# 46

## First-Round NBA Draft Picks

Carolina has had 46 players taken in the first round of the NBA Draft and 107 players selected overall. The Tar Heels have had 27 players drafted in the first round in the last 26 years, including P.J. Hairston in 2014.

Carolina has had 35 first-round draft picks since 1980 and 21 top-10 picks since 1966 — both of which are more than any school in the country.

In 2005, Marvin Williams (2nd), Raymond Felton (5th), Sean May (13th) and Rashad McCants (14th) made UNC the first school to have four players taken in the NBA Draft Lottery. Carolina duplicated the feat in 2012.

UNC's James Worthy and Brad Daugherty were selected No. 1 overall in the draft. The Los Angeles Lakers selected Worthy in 1982; the Cleveland Cavaliers took Daugherty No. 1 in 1986.

Michael Jordan was the third player selected in the 1984 Draft behind Hakeem Olajuwon (Houston) and Sam Bowie (Portland).

# 49

## Smith Center Jerseys

The jerseys of 49 former Carolina players hang in honor in the Smith Center rafters in Chapel Hill.

That total includes retired jerseys of Jack Cobb, Lennie Rosenbluth (No. 10), Phil Ford (No. 12), George Glamack (No. 20), Michael Jordan (No. 23), Antawn Jamison (No. 33), Tyler Hansbrough (No. 50) and James Worthy (No. 52).

# 54

## All-ACC Academic Choices

Fifty-four Tar Heel players have earned spots on the All-ACC Academic Team, second-most in conference history. Marcus Paige made the team in 2013 and 2014.

# 70

## 1,000-Point Scorers

Carolina has had 70 players score 1,000 points, more than any other school in the nation.

Tar Heels Tyler Hansbrough (2,872), Phil Ford (2,290), Sam Perkins (2,145), Lennie Rosenbluth (2,045), Al Wood (2,015) and Charles Scott (2,007) each netted at least 2,000 points.

# 73

## First-Team All-ACC Players

With Marcus Paige in 2014, Carolina has placed 73 players on the All-ACC first team, the most in league history.

Tyler Hansbrough was a unanimous selection in 2005-06, 2006-07, 2007-08 and 2008-09. He is the only player to earn first-team All-ACC honors four times.

In addition to Hansbrough, six Tar Heels earned first-team honors three times — Lennie Rosenbluth (1956-58), York Larese (1959-61), Billy Cunningham (1963-65), Charles Scott (1968-70), Phil Ford (1976-78), Sam Perkins (1982-84) and Antawn Jamison (1996-98).

# 110

## NCAA Tournament Wins

Carolina has won 110 games in the NCAA Tournament, second-most in the history of the event.

# 153

## NCAA Tournament Games

UNC is second in NCAA Tournament history in tournament games played with 153.

# Over 600

ACC Victories

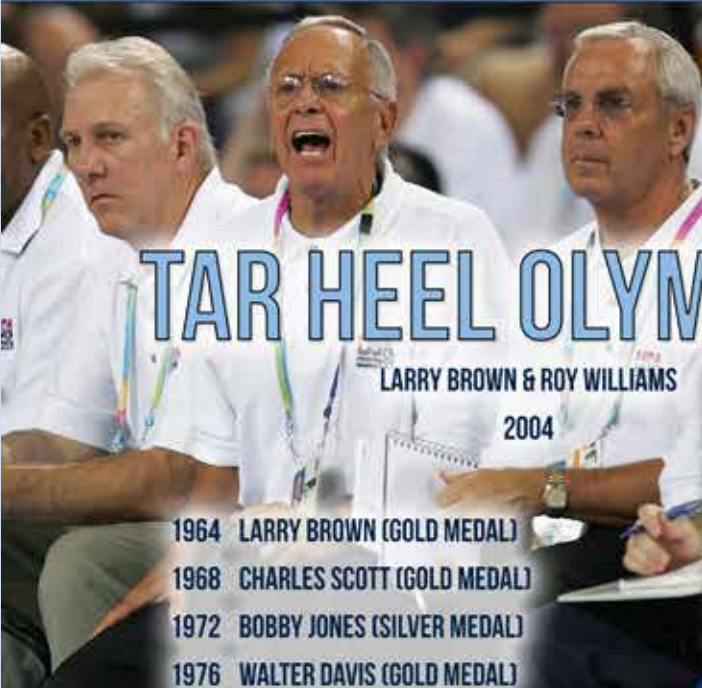
The Tar Heels have won 633 regular-season ACC games, more than any other school in conference history.

# Over 2,000

Overall Victories

The Tar Heels have won 2,114 basketball games, the third-most in NCAA history behind Kentucky and Kansas. Carolina is second in NCAA history in winning percentage at .737.

# TAR HEEL OLYMPIANS



LARRY BROWN & ROY WILLIAMS  
2004

MICHAEL JORDAN  
1984

WALTER DAVIS  
1976


- 1964 LARRY BROWN (GOLD MEDAL)
- 1968 CHARLES SCOTT (GOLD MEDAL)
- 1972 BOBBY JONES (SILVER MEDAL)
- 1976 WALTER DAVIS (GOLD MEDAL)
- 1976 PHIL FORD (GOLD MEDAL)
- 1976 BILL GUTHRIDGE (GOLD MEDAL)
- 1976 TOMMY LAGARDE (GOLD MEDAL)
- 1976 DEAN SMITH (GOLD MEDAL)
- 1980 AL WOOD
- 1984 MICHAEL JORDAN (GOLD MEDAL)
- 1984 SAM PERKINS (GOLD MEDAL)
- 1988 J.R. REID (BRONZE MEDAL)
- 1992 MICHAEL JORDAN (GOLD MEDAL)
- 1992 HENRIK RODL (GERMANY)
- 2000 VINCE CARTER (GOLD MEDAL)
- 2000 LARRY BROWN (GOLD MEDAL)
- 2004 LARRY BROWN (BRONZE MEDAL)
- 2004 ROY WILLIAMS (BRONZE MEDAL)



BOBBY JONES,  
1972



LARRY BROWN  
1964



VINCE CARTER  
2000



MICHAEL JORDAN  
1992



MICHAEL JORDAN  
1992



DEAN SMITH & BILL GUTHRIDGE  
1976



WALTER DAVIS  
1976

MITCH KUPCHAK  
1976

TOMMY LAGARDE  
1976

PHIL FORD  
1976


# HALL OF FAMERS



WITH HALL OF FAMERS DEAN SMITH AND LARRY BROWN AT HIS SIDE, TAR HEEL HEAD COACH ROY WILLIAMS WAS INDUCTED INTO THE NAISMITH HALL OF FAME IN 2007.



FRANK MCGUIRE




BILLY CUNNINGHAM





BOB MCADOO




**DEAN SMITH**



**ROY WILLIAMS**




**MICHAEL JORDAN**



**JAMES WORTHY**



**LARRY BROWN**



**BEN CARNEVALE**

# PLAYERS OF THE YEAR

## NATIONAL PLAYER OF THE YEAR

JACK COBB (1926)

GEORGE GLAMACK (1940, 1941)

LENNIE ROSENBLUTH (1957)

PHIL FORD (1978)

JAMES WORTHY (1982)

MICHAEL JORDAN (1983, 1984)

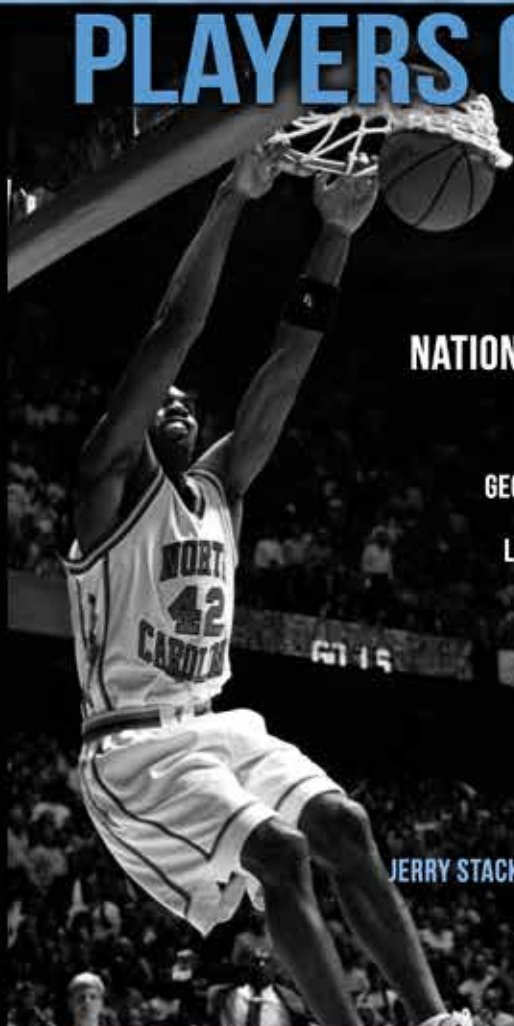



KENNY SMITH (1987)

JERRY STACKHOUSE (1995)


ANTAWN JAMISON (1998)

SEAN MAY (2005)

TYLER HANSBROUGH (2008)



# CAROLINA STANDOUTS



ANTAWN  
JAMISON

## ACC PLAYER OF THE YEAR

LENNIE ROSENBLUTH (1957)

PETE BRENNAN (1958)

LEE SHAFFER (1960)

BILLY CUNNINGHAM (1965)

LARRY MILLER (1967, 1968)

MITCH KUPCHAK (1976)

PHIL FORD (1978)

MICHAEL JORDAN (1984)

ANTAWN JAMISON (1998)

JOSEPH FORTE (2001)

TYLER HANSBROUGH (2008)

TY LAWSON (2009)

TYLER ZELLER (2012)



PHIL FORD



LENNIE  
ROSENBLUTH

## BOB COUSY AWARD (NATION'S BEST POINT GUARD)

RAYMOND FELTON (2005)

TY LAWSON (2009)

KENDALL MARSHALL (2012)



## RETIRED JERSEYS

JACK COBB

### THE COBB FILE

- 1926 NATIONAL PLAYER OF THE YEAR
- UNC'S FIRST THREE-TIME, FIRST-TEAM ALL-AMERICA
- HELPED LEAD CAROLINA TO THE 1924 HELMS FOUNDATION NATIONAL CHAMPIONSHIP

#20 GEORGE GLAMACK



### THE GLAMACK FILE

- 1940 AND 1941 NATIONAL PLAYER OF THE YEAR
- 1940 AND 1941 FIRST-TEAM ALL-AMERICA
- NICKNAMED "THE BLIND BOMBER"





#10 LENNIE ROSENBLUTH



**THE ROSENBLUTH FILE**

- 1957 NATIONAL PLAYER OF THE YEAR
- LED THE TAR HEELS TO THE '57 NCAA CHAMPIONSHIP
- CAROLINA'S SINGLE-SEASON (28.0 PPG IN 1956-57) AND CAREER (26.9) SCORING AVERAGE LEADER



#12 PHIL FORD



**THE FORD FILE**

- 1978 NATIONAL PLAYER OF THE YEAR
- THREE-TIME FIRST-TEAM ALL-AMERICA
- SECOND-LEADING SCORER IN CAROLINA HISTORY AND A 1976 OLYMPIC GOLD MEDALIST

# RETIRED JERSEYS

#52 JAMES WORTHY



## THE WORTHY FILE


- 1982 NATIONAL PLAYER OF THE YEAR
- NAISMITH HALL OF FAME
- MOST OUTSTANDING PLAYER OF 1982 FINAL FOUR, LEADING UNC TO DEAN SMITH'S FIRST NCAA CHAMPIONSHIP

#23 MICHAEL JORDAN



## THE JORDAN FILE

- 1983 AND 1984 NATIONAL PLAYER OF THE YEAR
- NAISMITH HALL OF FAME
- NAMED ESPN'S GREATEST ATHLETE OF THE 20TH CENTURY
- HIT THE WINNING SHOT IN THE 1982 NCAA TITLE GAME



#33 ANTAWN JAMISON



**THE JAMISON FILE**

- UNANIMOUS 1998 NATIONAL PLAYER OF THE YEAR
- LED CAROLINA TO ACC TITLES AND FINAL FOUR APPEARANCES IN 1997 AND 1998
- THREE-TIME FIRST-TEAM ALL-ACC



#50 TYLER HANSBROUGH




**THE HANSBROUGH FILE**


- 2008 NATIONAL PLAYER OF THE YEAR
- FOUR-TIME FIRST-TEAM ALL-AMERICA AND ALL-ACC
- LED THE TAR HEELS TO THE 2009 NCAA CHAMPIONSHIP
- ACC'S ALL-TIME LEADING SCORER



VINCE CARTER



BILL CHAMBERLAIN



HARRISON BARNES



BOBBY JONES



**CAROLINA'S HONORED JERSEYS**

CARTWRIGHT CARMICHAEL ('24)

#00 • ERIC MONTROSS ('94)

#00 • BRENDAN HAYWOOD ('01)

#2 • RAYMOND FELTON ('06)

#5 • TY LAWSON ('09)

#8 • JIM JORDAN ('46)

#11 • LARRY BROWN ('63)

#12 • LEE SHAFFER ('60)

#13 • JOHN DILLON ('48)

#15 • VINCE CARTER ('98)

#21 • MITCH KUPCHAK ('76)

#21 • DONALD WILLIAMS ('95)

#22 • YORK LARESE ('61)

#22 • BOB LEWIS ('67)

#22 • WAYNE ELLINGTON ('09)

#24 • WALTER DAVIS ('77)

#30 • AL WOOD ('81)

#30 • KENNY SMITH ('87)

#30 • RASHEED WALLACE ('95)

#31 • BILL CHAMBERLAIN ('72)

#31 • MIKE O'KOREN ('80)

#32 • BILLY CUNNINGHAM ('65)

#32 • RASHAD MCCANTS ('05)

#33 • CHARLES SCOTT ('70)

#34 • BOBBY JONES ('74)

#34 • J.R. REID ('89)

#34 • GEORGE LYNCH ('93)

#35 • PETE BRENNAN ('58)

#35 • DOUG MOE ('61)

#35 • ROBERT MCADOO ('72)

#40 • TOMMY KEARNS ('58)

#40 • JOSEPH FORTE ('01)

#40 • HARRISON BARNES ('12)

#41 • SAM PERKINS ('84)

#42 • BRAD DAUGHERTY ('86)


# JERSEYS IN THE RAFTERS

"THE SUCCESS OF THE CAROLINA POINT GUARD COMES FROM THE FACT THAT HE UNDERSTANDS HOW TO PLAY WITH PEOPLE AND STILL BE AN INDIVIDUAL.


"A LOT OF TIMES IT'S DIFFICULT FOR A POINT GUARD TO BE AN INDIVIDUAL. SOMETIMES IT'S TOUGH FOR THEM TO BE PART OF THE TEAM. CAROLINA GEARS YOU TO THINK, AND IT BECOMES EASY TO BE BOTH."

—KENNY SMITH


TY LAWSON




KENNY SMITH



TYLER ZELLER



SAM PERKINS



WALTER DAVIS

ROLINA

GEORGE LYNCH



JOSEPH FORTE

# JERSEYS IN THE RAFTERS


## CRITERIA FOR RETIRED AND HONORED JERSEYS

### ✓ RETIRED


- NATIONAL PLAYER OF THE YEAR (ASSOCIATED PRESS, NABC, USBWA, THE SPORTING NEWS, WOODEN AWARD, NAISMITH AWARD)

### ✓ HONORED

- ACC PLAYER OF THE YEAR
- FIRST- OR SECOND-TEAM ALL-AMERICA
- MOST VALUABLE PLAYER OF NCAA TOURNAMENT WINNING TEAM (AS VOTED BY COACHES AND TEAMMATES)
- MOST OUTSTANDING PLAYER OF THE NCAA FINAL FOUR
- OLYMPIC GOLD MEDALIST



CHARLES SCOTT



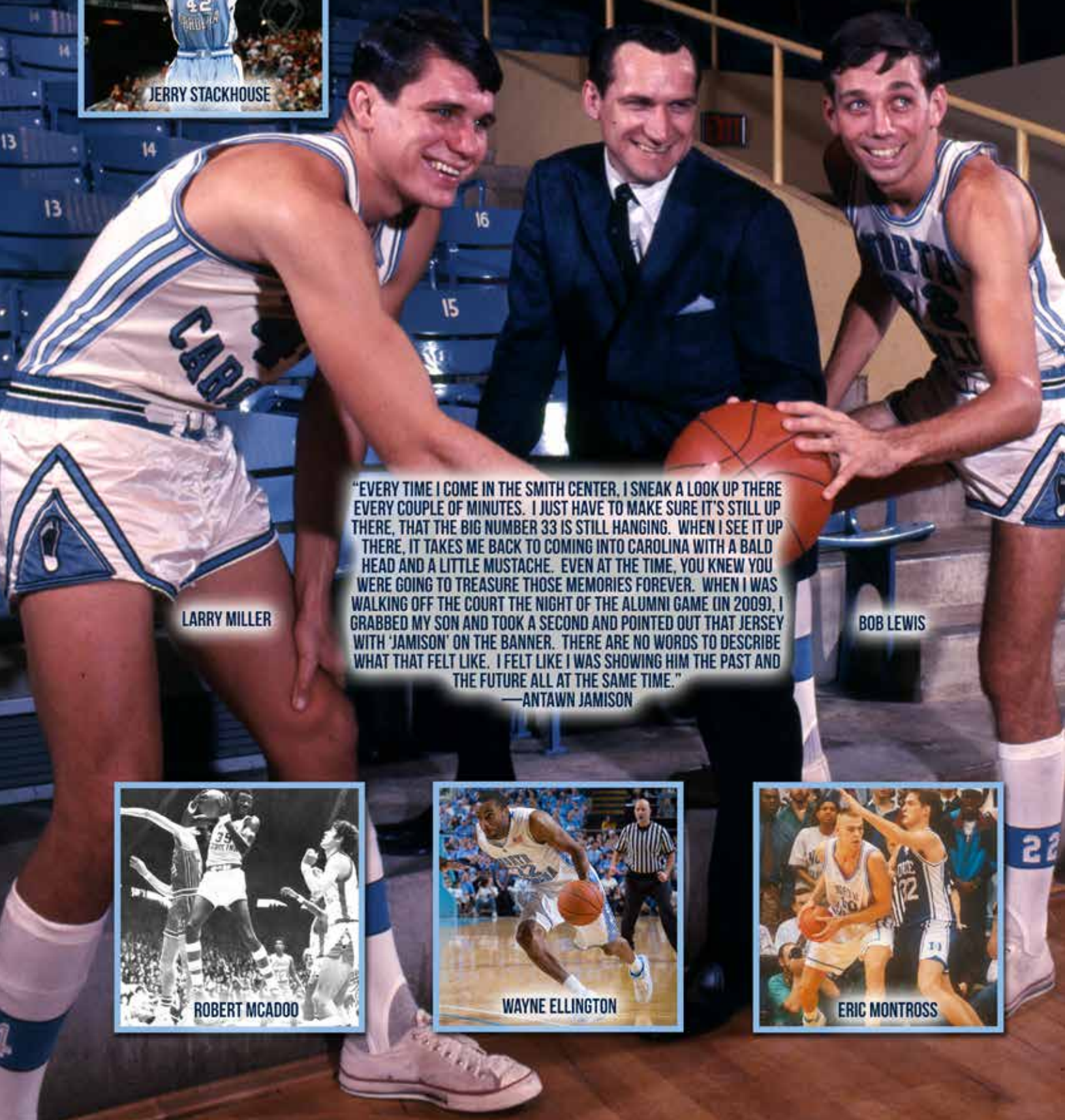
BILLY CUNNINGHAM



RASHEED WALLACE



JERRY STACKHOUSE




LARRY MILLER

BOB LEWIS

"EVERY TIME I COME IN THE SMITH CENTER, I SNEAK A LOOK UP THERE EVERY COUPLE OF MINUTES. I JUST HAVE TO MAKE SURE IT'S STILL UP THERE, THAT THE BIG NUMBER 33 IS STILL HANGING. WHEN I SEE IT UP THERE, IT TAKES ME BACK TO COMING INTO CAROLINA WITH A BALD HEAD AND A LITTLE MUSTACHE. EVEN AT THE TIME, YOU KNEW YOU WERE GOING TO TREASURE THOSE MEMORIES FOREVER. WHEN I WAS WALKING OFF THE COURT THE NIGHT OF THE ALUMNI GAME (IN 2009), I GRABBED MY SON AND TOOK A SECOND AND POINTED OUT THAT JERSEY WITH 'JAMISON' ON THE BANNER. THERE ARE NO WORDS TO DESCRIBE WHAT THAT FELT LIKE. I FELT LIKE I WAS SHOWING HIM THE PAST AND THE FUTURE ALL AT THE SAME TIME."


—ANTAWN JAMISON



ROBERT MCADOO




WAYNE ELLINGTON



ERIC MONTROSS

## CAROLINA BASKETBALL TIMELINE



**George Glamack won National Player of the Year honors in 1940 and '41.**

**Jan. 27, 1911:** Carolina defeats Virginia Christian, 42-21, in first game. Marvin "Philly" Ritch, considered the Father of Carolina Basketball is the team's first captain and leading scorer.

**Feb. 22, 1913:** Carolina plays the North Carolina College of Agricultural and Mechanic Arts (NC State) for the first time in any sport since 1906. The Tar Heels lost that first encounter, 26-18. The teams would not play again until the 1919 state championship.

**Dec. 29, 1913:** Meb Long, UNC's first great scorer, scored 23 points in a win over the Charlotte YMCA. Long became the first Tar Heel to score 20 points in a game. Two weeks earlier, Meb and Cyrus Long became the first brothers to play basketball for UNC.

**Feb. 19, 1914:** Ben Edwards plays for Guilford in a 38-13 Tar Heel victory. Earlier in the year, Edwards played in six games for Carolina, thus becoming the first and only player to play for and against the Tar Heels in the same season.

**Feb. 20, 1915:** Lynchburg YMCA wins 63-20, the most lopsided loss in UNC history.

**Jan. 24, 1920:** Billy Carmichael scored 16 points in a 36-25 win over Trinity in the first-ever basketball game between the two schools located eight miles apart. Carmichael led the team in scoring in 1919-20 (10.8 ppg) and was later the University's controller and acting president. Carmichael Auditorium is named in his honor.

**Feb. 26, 1921:** Cartwright Carmichael scored 15 points in a win over Virginia and sets UNC's single-season scoring record, surpassing Meb Long. Carmichael would finish the season with 286 points.

**Feb. 28, 1922:** Cartwright Carmichael and Monk McDonald lead UNC to a 40-26 win over Mercer for the Southern Conference Tournament title.

**Feb. 29, 1924:** En route to an undefeated season the Tar Heels play and beat Kentucky for the first time, a 41-20 win in the first round of the Southern Conference Tournament in Atlanta. Jack "Sprat" Cobb scored 17 points.

**March 4, 1924:** Jack Cobb's 15 points almost single-handedly outscored Alabama in a 26-16 win in the Southern Conference title game. UNC finishes 26-0 and the Helms Foundation later selects Carolina as national champions. Cobb leads all scorers with a single-season school record 353 points. Cobb, Cartwright Carmichael and Monk McDonald combine to average 28 of UNC's 36.9 points per game.

**Jan. 24, 1925:** John Purser scores 10 points to lead UNC to a 25-21 win at Duke's Memorial Gymnasium. It was the first game ever played between North Carolina and Duke as the school formerly known as Trinity changed its name less than four weeks prior to the game.

**Feb. 12, 1925:** Head cheerleader Vic Huggins introduces Rameses, the school's first ram mascot, at halftime of UNC's 28-27 loss to South Carolina.

**Feb. 18, 1926:** A 17-8 loss to NC State marks the fewest points in UNC history, but two weeks later, Carolina beats Mississippi State to win the Southern Conference Tournament.

**Feb. 27, 1932:** Virgil Weathers' basket with less than 30 seconds to play gives Carolina a 43-42 win over Adolph Rupp's top-seeded Kentucky in the second round of the Southern Conference Tournament. It would prove to be the final time the two schools played one another as members of the same conference.

**1933-34:** The first season in which Carolina wore numbers on its jerseys. Also, Dave Mc-

Cachren was captain, marking the first of four brothers from Charlotte (Jim 1936, Bill 1939 and George 1943) to captain the team.

**Jan. 15, 1936:** NYU beats the Tar Heels, 55-33, in Carolina's first game in Madison Square Garden.

**March 7, 1936:** Trailing 42-30 with less than 10 minutes to play, the Tar Heels go on a 20-3 run to defeat Washington & Lee 50-45 to win the Southern Conference Tournament. The game was called the greatest comeback in the history of Southern basketball. Andy Ber-shak, who won All-America honors in football, scored the go-ahead basket and led UNC with 15 points.

**Feb. 10, 1941:** Two-time All-America George Glamack scores a record 45 points in a 76-53 win over Clemson. Later that year, UNC loses to Pittsburgh and Dartmouth in first-ever NCAA Tournament appearance.

**March 21, 1946:** 57-49 win over NYU in Madison Square Garden is Carolina's first in the NCAA Tournament. Five days later, Oklahoma A&M beats UNC, 43-40, in NCAA championship game. "Hook" Dillon scores 16 for Tar Heels in title game, but Bob Kurland leads A&M with 23.

**Dec. 3, 1951:** 100-57 win over Furman marks the first of 169 games in which Carolina scores 100 or more points. The Tar Heels are 151-18 in those games.

**Feb. 29, 1952:** Duke's Dick Groat scores 48, Bernie Jernicki grabs 31 rebounds in a 94-64 Blue Devil win.

**Dec. 1, 1952:** Frank McGuire Era begins with 70-50 win over The Citadel. McGuire

#### NCAA DIVISION I LEADERS IN ALL-TIME WINS (entering the 2014-15 season)

No.	School	1st Season	Yrs.	Won	Lost	Tied	Pct.
1.	Kentucky	1903	111	2,140	672	1	.761
2.	Kansas	1899	116	2,126	822	0	.721
3.	<b>North Carolina</b>	<b>1911</b>	<b>104</b>	<b>2,114</b>	<b>755</b>	<b>0</b>	<b>.737</b>
4.	Duke	1906	109	2,027	849	0	.705
5.	Syracuse	1901	113	1,902	838	0	.694
6.	Temple	1895	118	1,823	1,014	0	.643
7.	UCLA	1920	95	1,781	788	0	.693
8.	St. John's (NY)	1908	107	1,774	944	0	.653
9.	Notre Dame	1898	109	1,763	966	1	.646
10.	Indiana	1901	114	1,736	981	0	.639

#### NCAA DIVISION I LEADERS IN ALL-TIME WINNING PERCENTAGE (entering the 2014-15 season)

No.	School	1st Season	Yrs.	Won	Lost	Tied	Pct.
1.	Kentucky	1903	111	2,140	672	1	.761
2.	<b>North Carolina</b>	<b>1911</b>	<b>104</b>	<b>2,114</b>	<b>755</b>	<b>0</b>	<b>.737</b>
3.	Kansas	1899	116	2,126	822	0	.721
4.	UNLV	1959	56	1,152	470	0	.710
5.	Duke	1906	109	2,027	849	0	.705
6.	Syracuse	1901	113	1,902	838	0	.694
7.	UCLA	1920	95	1,781	788	0	.693
8.	Western Ky.	1915	95	1,695	856	0	.664
9.	Louisville	1912	100	1,728	875	0	.664
10.	St. John's (NY)	1908	107	1,774	944	0	.653

(source: NCAA)



CAROLINA BASKETBALL TIMELINE

**CAROLINA'S FINAL NATIONAL POLL RANKINGS**

Year	Media Poll (Started 1949)	Coaches Poll (Started 1951)
1955-56	13th	11th
1956-57	1st	1st
1957-58	13th	12th
1958-59	9th	6th
1959-60	Not Ranked	14th
1960-61	5th	6th
1966-67	4th	3rd
1967-68	4th	4th
1968-69	4th	2nd
1970-71	13th	13th
1971-72	2nd	2nd
1972-73	11th	12th
1973-74	12th	8th
1974-75	9th	10th
1975-76	8th	6th
1976-77	5th	3rd
1977-78	16th	10th
1978-79	9th	3rd
1979-80	15th	15th
1980-81	6th	6th
1981-82	1st	1st
1982-83	8th	8th
1983-84	1st	1st
1984-85	7th	7th
1985-86	8th	8th
1986-87	2nd	3rd
1987-88	7th	8th
1988-89	5th	4th
1990-91	4th	4th
1991-92	18th	12th
1992-93	4th	1st
1993-94	1st	9th
1994-95	4th	3rd
1995-96	25th	24th
1996-97	4th	4th
1997-98	1st	3rd
1998-99	13th	18th
1999-00	Not Ranked	11th
2000-01	6th	10th
2003-04	18th	22nd
2004-05	2nd	1st
2005-06	10th	14th
2006-07	4th	tied 5th
2007-08	1st	3rd
2008-09	2nd	1st
2010-11	7th	8th
2011-12	4th	6th
2013-14	19th	21st

would post a 164-58 record in nine seasons.

**Dec. 12, 1953:** 82-56 win over South Carolina is UNC's first ACC game and win.

**Feb. 8, 1954:** Virginia's Buzz Wilkinson scores 48 in 83-69 Wahoo win, most points ever vs. UNC in an ACC game.

**March 4, 1954:** UNC loses first-ever ACC Tournament game, 52-51, to eventual champion NC State.

**Dec. 14, 1955:** Lennie Rosenbluth scores 29 as 16th-ranked Carolina beats fifth-ranked Alabama, 99-77, in UNC's first game as ranked team in AP poll.

**Jan. 14, 1956:** Rosenbluth ties UNC record with 45 points in a 103-99 win at Clemson. The Bronx native goes 15 for 23 from the floor and 15 for 24 from the line.

**Feb. 24, 1956:** Rosenbluth has 31 points and 14 boards in 73-65 win over Duke that clinches UNC's first-ever ACC regular-season title. Tar Heels, 11-3 in ACC, get first ACC Tournament win (over Virginia in quarterfinal), but are upset by No. 20 Wake Forest in semifinals.

**Dec. 4, 1956:** Rosenbluth sets UNC scoring record with 47 in season-opening win over Furman. Rosenbluth makes 20 of 37 shots from the floor and adds 17 rebounds.


**Dec. 29, 1956:** Carolina beats Wake Forest, 63-55, to win Dixie Classic for first time, one of four UNC wins that year over the Deacons (by a combined 18 points).

**Jan. 30, 1957:** Tar Heels beat Western Carolina, 77-59, in UNC's first-ever game as the No. 1-ranked team in the nation (poll released Jan. 22).

**Feb. 5-9, 1957:** Rosenbluth scores eight of UNC's extra-session points in double-overtime win at Maryland followed by a 75-73 win over Duke as Tommy Kearns hits two free throws in the final minute to keep their unbeaten streak alive.

**March 1, 1957:** Rosenbluth scores 40 at Duke to cap perfect 14-0 ACC record. Rosenbluth, the National Player of the Year, sets UNC record averaging 28.0 points for the season.

**March 7-9, 1957:** Carolina wins first ACC Tournament title with wins over Clemson, Wake Forest, and South Caroli-



**Jan. 13, 1964:** Billy Cunningham has 40 points and 28 rebounds against Maryland, one of his 40 consecutive double-doubles.

na. Rosenbluth has 45 in first round over Tigers and hits three-point play to beat Deacs in semifinals. The 45 points stand today as the ACC Tournament single-game record.

**March 22, 1957:** Pete Brennan sends national semifinal vs. Michigan State into second overtime with four seconds left and UNC wins, 74-70 in triple overtime. Rosenbluth (31) and Bob Cunningham (19) lead the Tar Heels.

**March 23, 1957:** No. 1 Carolina beats No. 2 Kansas, 54-53, in another triple overtime classic. Kearns jumps center against 7-0 All-America center Wilt Chamberlain. Rosenbluth scores 20, but fouls out in regulation. UNC center Joe Quigg hits the winning free throws with six seconds left in the third OT and Carolina caps perfect 32-0 season as national champions.

**Dec. 21, 1957:** Jerry West leads eighth-ranked West Virginia to 75-64 win over No. 1 Carolina in the finals of the Kentucky Invitational, ending UNC's 37-game win streak.

**Jan. 14, 1959:** Third-ranked UNC beats No. 1 NC State, 72-68, the first of an NCAA record 11 wins over No. 1 ranked teams.

**Dec. 29, 1959:** York Larese sets ACC record in 75-53 win over Duke by making 21 free throw attempts.

**Dec. 2, 1961:** Bryan McSweeney and Jim Hudock each score 20, and Larry Brown has 12 points and eight rebounds as Carolina beats Virginia, 80-46, in Dean Smith's first game as head coach.



**March 23, 1957:** Frank McGuire and the Tar Heels won the first NCAA title in ACC history in Kansas City.

North Carolina Collection

## CAROLINA BASKETBALL TIMELINE

**Dec. 17, 1962:** Yogi Poteet scores 17 and Billy Cunningham grabs 17 rebounds in Dean Smith's first of 13 wins against Kentucky (against only three losses), a 68-66 victory in Lexington.

**Jan. 13, 1964:** Cunningham scores 40 and has 28 rebounds in 97-88 win over Maryland, one of the Kangaroo Kid's 40 consecutive double-doubles.

**Dec. 7, 1964:** Bob Lewis and Cunningham score 23 and 22 points, respectively, and Carolina beats 11th-ranked Kentucky, 82-67, in Charlotte, Dean Smith's first win over a ranked opponent.

**Dec. 4, 1965:** UNC beats William and Mary, 82-68, in the first game played at Carmichael Auditorium.

**Dec. 16, 1965:** Lewis scores a UNC-record 49 points in 115-80 win over Florida State, a mark that stands today. Lewis goes 18 of 25 from the floor and 13 of 16 from the line. He averages 27.4 points that year, second-best ever by a Tar Heel.

**March 4, 1966:** Mike Lewis hits a free throw to break a 20-all tie and give second-ranked Duke a 21-20 win in the ACC semifinals. John Yokley and Duke's Steve Vacendak share game-scoring honors with six points. Only a combined 36 field goal attempts were taken in a classic delay game. The Blue Devils led 7-5 at halftime.

**March 11, 1967:** Carolina had won the ACC regular-season title for the first time under Dean Smith, then beat Duke for the third time, 82-73, to win Smith's first ACC Tournament crown. MVP Larry Miller had 32 points and Lewis added 26.

**March 17, 1967:** Fourth-ranked Carolina beats No. 5 Princeton for Dean Smith's first NCAA Tournament win. Lewis earns regional MVP honors as UNC beats Boston College the next day to advance to the Final Four, where they lose to Dayton in the national semifinal.

**Feb. 21, 1968:** Rusty Clark sets UNC record with 30 rebounds in a win over Maryland.

**March 2, 1968:** Third-ranked UNC had already clinched its second straight ACC regular-season title, but lose in triple overtime at

### FOUR-YEAR STARTERS (since 1972-73)

Player	Seasons
Walter Davis	1974-77
Phil Ford	1975-78
Mike O'Koren	1977-80
Sam Perkins	1981-84
Brad Daugherty	1983-86
Kenny Smith	1984-87
Jeff Lebo	1986-89
Ademola Okulaja	1996-99
Jason Capel	1999-2002
Kris Lang	1999-2002
Tyler Hansbrough	2006-09

### FIRST-GAME STARTERS (since 1972-73)

The following Carolina players started their first game as freshmen:

Name	Season
Phil Ford	1974-75
Mike O'Koren	1976-77
James Worthy	1979-80
Michael Jordan	1981-82
Kenny Smith	1983-84
J.R. Reid	1986-87
Pete Chilcutt	1987-88
Rick Fox	1987-88
Vince Carter	1995-96
Antawn Jamison	1995-96
Ed Cota	1996-97
Brendan Haywood	1997-98
Jason Capel	1998-99
Kris Lang	1998-99
Joseph Forte	1999-00
Adam Boone	2000-01
Jawad Williams	2001-02
Raymond Felton	2002-03
Sean May	2002-03
Rashad McCants	2002-03
Quentin Thomas	2004-05
Bobby Frasor	2005-06
Marcus Ginyard	2005-06
Tyler Hansbrough	2005-06
Wayne Ellington	2006-07
Brandan Wright	2006-07
Tyler Zeller	2008-09
Harrison Barnes	2010-11
Marcus Paige	2012-13
Nate Britt	2013-14

cats, 87-85, to win NCAA East Regional and advance to third consecutive Final Four. Carolina loses to Purdue behind Rick Mount's 36 points.

**Jan. 17, 1970:** Scott scores 43 in 91-90 loss to Wake Forest. Later that year, the ACC's leading scorer and co-Male Athlete of the Year scores 41 points in ACC Tournament loss to Virginia. Scott averages 27.1 points, the third-highest mark by a Tar Heel.

**March 13, 1971:** South Carolina beats UNC, 52-51, on a Tom Owens lay-up at the buzzer in the ACC championship game. Owens' basket followed a jump ball with just three seconds to play. Lee Dedmon shared MVP honors as a member of the second-place team.

**March 27, 1971:** Bill Chamberlain scores 34 points and has 10 rebounds as UNC beats Georgia Tech, 84-66, to win the NIT. The Tar Heels also beat Julius Erving and Massachusetts in the first round, Providence and Duke (in the

10th-ranked Duke, 87-86. Miller plays all 55 minutes and has 15 points and 15 rebounds.


**March 9, 1968:** Miller (21 points) earns his second ACC Tournament MVP in a row as Carolina beats NC State, 87-50, still the largest margin in ACC championship game history.

**March 15-16, 1968:** Fourth-ranked Tar Heels beat No. 3 St. Bonaventure and No. 8 Davidson behind regional MVP Clark to advance to Final Four. Clark has 22 points and 17 rebounds in regional final. Tar Heels beat Ohio State in Final Four, but fall to Lew Alcindor and UCLA, 78-55, for national title.

**Feb. 26, 1969:** Bill Bunting leads balanced effort with 14 points as Tar Heels beat South Carolina to wrap up third straight ACC regular-season title.

**March 8, 1969:** Charles Scott scores 40 points, 29 in the second half, as Carolina beats Duke, 85-74 in ACC title game. Duke leads by nine at the half, but Scott sets ACC championship game scoring record and wins MVP honors.

**March 15, 1969:** Scott hits the game-winning jumper at the buzzer to beat Lefty Driesell's Davidson Wild-



**March 15, 1969:** Charles Scott hits a game-winning jump shot to beat Davidson and send Carolina to a third consecutive Final Four.



**George Karl and the 1971 NIT champion Tar Heels returned to Chapel Hill for a 40th-year reunion in 2011.**

semifinal), all in Madison Square Garden.

**Jan. 29, 1972:** A 92-72 win over Maryland is Carolina's 1,000th victory. The Terps won the rematch in overtime, but Carolina won the rubber match, 73-59, to win the ACC Tournament. MVP Robert McAdoo averaged 15 points in the Tournament and Dennis Wuycik scored 24 in the championship game.

**March 18, 1972:** Second-ranked Carolina beats No. 3 Penn., 73-59, to advance to the Final Four. Wuycik (18), McAdoo (17) and George Karl (16) lead Carolina past the Quakers. McA-

## MILESTONE WINS IN CAROLINA BASKETBALL HISTORY

Victory No.	Score	Opponent
1	42-21	Virginia Christian, Jan. 27, 1911
100	29-23	at Duke, March 7, 1922
200	45-14	Salisbury YMCA, Dec. 10, 1927
300	24-23	at Virginia, Jan. 29, 1934
400	42-38	at Asheboro McCrary Eagles, Dec. 30, 1939
500	55-28	NC State in Southern Conf. Tournament, Feb. 22, 1945
600	64-42	South Carolina, Jan. 18, 1950
700	63-55	Wake Forest in Dixie Classic, Dec. 29, 1956
800	100-71	Virginia at Greensboro, N.C., Jan. 13, 1962
900	82-54	Georgia Tech at Charlotte, N.C., Jan. 27, 1968
1,000	92-72	Maryland, Jan. 29, 1972
1,100	79-74	Georgia Tech at Charlotte, N.C., Feb. 6, 1976
1,200	73-70 (OT)	Rutgers at Madison Square Garden, Feb. 14, 1980
1,300	64-51	St. John's at Madison Square Garden, Dec. 29, 1983
1,400	96-80	Clemson, Feb. 21, 1987
1,500	92-70	NC State, Feb. 7, 1991
1,600	90-67	Pittsburgh, Nov. 29, 1994
1,700	60-45	Virginia, Feb. 11, 1998
1,800	68-65	Connecticut, Jan. 18, 2003
1,900	77-61	Georgia Tech, Jan. 20, 2007
2,000	69-62	Miami, March 2, 2010
2,100	84-51	UNC Wilmington, Dec. 31, 2013
1st ACC win	82-56	South Carolina, Dec. 12, 1953
1st ACC Tournament win	81-77	Virginia at Raleigh, N.C., March 1, 1956
1st ACC Championship	95-75	South Carolina at Raleigh, N.C., March 9, 1957
1st NCAA Tournament win	57-49	NYU at Madison Square Garden, March 21, 1946
1st NCAA championship	54-53 (3 OT)	Kansas at Kansas City, Mo., March 23, 1957
Dean Smith's 1st win	80-46	Virginia, Dec. 2, 1961
Dean Smith's 877th win	73-56	Colorado at Winston-Salem, N.C., March 15, 1997
Dean Smith's last win	97-74	Louisville at Syracuse, N.Y., March 23, 1997
Bill Guthridge's 1st win	84-56	Middle Tennessee State, Nov. 14, 1997
600th ACC win	68-53	Wake Forest, Jan. 31, 2012
Roy Williams' 1st win	90-64	Old Dominion, Nov. 22, 2003
Roy Williams' 1st NCAA title	75-70	Illinois at St. Louis, Mo., April 4, 2005
Roy Williams' 2nd NCAA title	89-72	Michigan State at Detroit, Mich., April 6, 2009
1st win in Carmichael Auditorium	82-68	William and Mary, Dec. 4, 1965
Last win in Carmichael Auditorium	80-72	William and Mary, March 16, 2010
1st win in Smith Center	95-92	Duke, Jan. 18, 1986

doo has 24 points and 15 rebounds in Final Four loss to Florida State, but fouled out with 13 minutes to play. McAdoo declares for the NBA after his junior year, his only year as a Tar Heel, and was selected No. 1 in the NBA Draft.

**Jan. 19, 1974:** All-America Bobby Jones steals the ball and drives the length of the floor for a game-winning lay-up as time expires in 73-71 win at Duke.

**March 2, 1974:** Freshman Walter Davis banks in a 35-footer at the buzzer to send the game to overtime, where the Tar Heels beat Duke, 96-92. Carolina trails the Blue Devils by eight points with 17 seconds to play in regulation, but UNC rallies behind Jones, who had four points and a steal.

**March 6-8, 1975:** Phil Ford becomes first freshman to win ACC Tournament MVP honors after leading Carolina to the title with 70-66 victory over defending NCAA champion NC State and David Thompson. Tar Heels beat Wake Forest, 101-100, in overtime in the quarterfinal after trailing by eight points with 50 seconds to play. Brad Hoffman sends the game into overtime with a 12-foot jumper with two seconds to go. Ford scores 29 and UNC needs overtime again to knock out Clemson in semis, then scores 24 in title game win over Norm Sloan's Wolfpack.

**Feb. 14, 1976:** Mitch Kupchak has 35 points and 21 rebounds and Davis has 26 points, 11 boards and six steals as Carolina works four

overtimes to beat Tulane, 113-106, in the Louisiana Superdome. It is the longest game in Carolina history.

**March 8, 1976:** Wally Walker scores 21 points to lead sixth-seeded Virginia to 67-62 win over regular-season champion UNC in ACC championship game.

**March 5, 1977:** Ford scores 26 and freshman Mike O'Koren adds 21 as Carolina returns the favor from a year before, beating Virginia, 75-69, in the ACC final. Tournament MVP John Kuester handles the ball after Ford fouls out with 5:45 to play and goes 6 for 6 from the line. Ford scores 19 of his 26 in the first half.

**March 17, 1977:** Ford hyper-extends his right elbow, but scores 29 points, including the winning free throw with two seconds left in 79-77 win over Notre Dame (on St. Patrick's Day) in the NCAA East Regional semifinal.

**March 19, 1977:** Davis, playing with a broken finger on his shooting hand, scores 21 points as fifth-ranked UNC beats No. 13 Kentucky, 79-72, to reach the Final Four.

**March 26, 1977:** O'Koren scores 31 as Tar Heels edge No. 4 UNLV, 84-83, in national semifinal. Carolina loses a second-half lead and the championship two days later to Al McGuire's Marquette Warriors, 67-59.

**Jan. 7, 1978:** The Tar Heels set an NCAA

field goal percentage record by making 16 of 17 shots from the floor in the second half. Carolina shoots 94.1 percent in second half of 76-61 victory over Virginia.

**Feb. 25, 1978:** Ford scores a career-high 34 points on 13 of 19 shooting from the floor in his final game at Carmichael Auditorium, an 87-83 win over Duke. Ford clinches third straight ACC regular-season title with two free throws with six seconds left.

**Dec. 16, 1978:** O'Koren's 18 points and six assists out-duels "Magic" Johnson's 18 points, six assists and eight turnovers in UNC's 70-69 win over No. 3 Michigan State. The Spartans went on to win the 1979 NCAA title.

**Jan. 17, 1979:** Dudley Bradley steals the ball from Clyde Austin and dunks home the game-winner with seconds to play in a 70-69 win over NC State in a game that stuns the Reynolds Coliseum crowd. Carolina led 40-19, but the Pack came back to take the lead before Bradley's heroics.

**Feb. 24, 1979:** Carolina holds the ball in the first half and fails to score as Duke leads, 7-0, at intermission. The Tar Heels wait 12:25 into the game before attempting a shot. Both teams score 40 in the second half and Duke wins, 47-40, in one of the most famous delay games ever played.

**March 3, 1979:** One week after the 47-40 game in Durham, No. 7 Carolina beats No. 5 Duke, 71-63, in ACC Tournament final. Bradley, the MVP, had 16 points, seven steals and four assists. O'Koren led with 18 points.

**March 11, 1979:** ACC champion Tar Heels, ranked No. 3 in the nation, are upset by Penn, 72-71, in Raleigh in the NCAA Tournament. Quaker forward Tony Price scores 25. Duke loses to St. John's the same day in what was dubbed "Black Sunday."

**Jan. 12, 1980:** Al Wood scores 20 and Dave Colescott adds 18 as 15th-ranked Tar Heels knock off No. 1 Duke at Cameron.

**March 7, 1981:** Carolina overcomes a 36-32 halftime deficit by shooting 63 percent in the second half and beats Maryland, 61-60, in the ACC championship game. James Worthy leads with 19. Jimmy Black's steal and lay-up give Carolina the lead for good. Perkins scores 22 in quarterfinal vs. NC State and 18 in semifinal vs. Wake Forest and becomes the second freshman to earn ACC Tournament MVP honors.

**March 28, 1981:** Senior forward Wood, who was the West Regional MVP after a 21-point, 17-rebound effort in Final 8 win over Kansas State, torches Virginia for 39 points in the Final Four. Wood sets a national semifinal scoring record by making 14 of 19 from the floor and 11 of 13 from the line. Perkins holds National Player of the Year Ralph Sampson to three field goals and 11 points.

## CAROLINA BASKETBALL TIMELINE

**March 30, 1981:** Isiah Thomas has 23 points, five assists and four steals to lead Indiana past UNC, 63-50, in the NCAA championship game in Philadelphia. Wood leads Carolina with 18 points. The game tips off less than eight hours after an assassination attempt on President Ronald Reagan. The game is almost postponed due to the events in Washington, D.C.

**Nov. 28, 1981:** Michael Jordan scores 12 points in his debut with the top-ranked Tar Heels, a 74-67 win over Kansas.

**Dec. 26, 1981:** Worthy (26), Perkins (21) and Jordan (19) combine for 66 points as No. 1 Carolina beats No. 2 Kentucky, 82-69, in the N.J. Meadowlands. It's the only time the two schools that rank 1-2 in all-time victories will play as the top two ranked teams in the AP poll.

**Jan. 9, 1982:** In another 1 vs. 2 match-up, top-rated Carolina edges Virginia, 65-60, despite Sampson's 30 points and 19 rebounds. Worthy and Jordan combine for 33 points.

**March 7, 1982:** Leading 44-43 with 7:34 to play, Carolina spreads the floor and beats the Cavaliers, 47-45, for the ACC championship. Matt Doherty makes three of four free throws in the final 28 seconds to secure the win and the ACC title. Virginia shoots 67 percent from the floor, but only gets 33 field goal attempts. Worthy leads UNC with 16 points.

**March 27, 1982:** Perkins scores 25 points and grabs 10 rebounds and Jordan drops in 18 as UNC beats Houston, 68-63, in the Final Four semifinal in New Orleans. The Tar Heels shoot 59 percent from the floor.

**March 29, 1982:** Final Four MVP Worthy scores a game-high 28 points and Michael Jordan hits the game-winning shot with 17 seconds to play as Carolina beats Georgetown, 63-62, in one of the Final Four's greatest championship games. Worthy makes 13 of 17 shots from the floor and has three steals, including one at the end of the game that seals the victory. Jordan scores 16, and Georgetown's freshman center Patrick Ewing has 23 points and 11 rebounds. The win gives Dean Smith his first of two NCAA championships. The Tar Heels shot 61 percent in the second half (11 of 18).

**Nov. 30, 1982:** Defending NCAA champs drop their first two games against St. John's and Missouri but avoid an 0-3 start when Jordan comes up with a steal and a spinning, 24-foot jumper at the buzzer to send the Tulane game into overtime. Tar Heels prevail, 70-68 in triple OT.

**Jan. 15, 1983:** Perkins scores 36 in Charlottesville and Tar Heels knock off second-ranked Virginia, 101-95.

**Feb. 10, 1983:** Top-ranked Carolina trails No. 3 Virginia by 16 points in the second half and by 10 with 4:12 to play, but pulls out an improbable 64-63 win, one of the most memo-

orable ever in Carmichael Auditorium. Jordan's offensive rebound basket pulls the Tar Heels to within a point, then Jordan strips Rick Carlisle of the ball and slams home the go-ahead basket.

**Dec. 3, 1983:** Second-ranked Carolina wins at Stanford, 88-75, to give Dean Smith his 500th victory.

**Feb. 12, 1984:** Joe Klein scores 20 as Eddie Sutton's Arkansas Razorbacks upset No. 1 Carolina, 66-65, in Pine Bluff, Ark. Jordan scores 21 in defeat.

**March 3, 1984:** Playing his final home game, Doherty hits a runner in the lane that ties the game at the end of regulation and the Tar Heels beat Duke in two overtimes, 96-83, to preserve a perfect 14-0 mark in the ACC. Jordan and Perkins, also playing in their Carmichael finales, score 25 apiece and Steve Hale has 13 assists.

**March 22, 1984:** Freshman guard Steve Alford scores 27 points to lead unranked Indiana to a 72-68 win over No. 1 Carolina in the NCAA second round in Atlanta. Perkins scores 26 in his final game as a Tar Heel and finishes his career first at UNC in rebounding and second in scoring. Jordan battles foul trouble and an injured finger, scoring 13 points in just 26 minutes before fouling out. The Hoosiers shoot 69 percent (11 for 16) in the second half and 65 percent for the game.

**Dec. 27, 1985:** Ranzino Smith and Kevin Madden both score 17 points to lead nine players in double figures as Carolina scores a school-record 129 points in 129-45 win over Manhattan in Miami.

**Jan. 4, 1986:** Brad Daugherty scores 28 points in 90-79 win over NC State in the final regular-season game played in Carmichael Auditorium. The Tar Heels conclude play there with a 169-20 record.

**Jan. 18, 1986:** Hale scores 28 and Daugherty adds 23 and 11 rebounds as No. 1 Carolina beats No. 3 Duke, 95-92, in first game played in the Smith Center.

**Feb. 4, 1986:** Daugherty's 22 points and Joe Wolf's 14 points and 13 rebounds lead No. 1 UNC past No. 2 Georgia Tech, 78-77, in overtime in Atlanta.

**Feb. 20, 1986:** Len Bias scores 35 points to lead Maryland to a 77-72 overtime win, UNC's first defeat in the Smith Center.


**March 7, 1987:** Joe Wolf scores 27 and Jeff Lebo nets 22 in 84-82, double-overtime win over Virginia in the ACC semifinals. The next day, sixth-seeded NC State goes 14 for 14 from the line and beats the top-seeded Tar Heels, 67-66, for the ACC title.

**March 21, 1987:** No. 2 ranked Carolina is upset by No. 10 Syracuse, 79-75, in the NCAA

### TAR HEELS IN THE OLYMPIC GAMES

Player/Coach	Team
Larry Brown	1964
Charles Scott	1968
Bobby Jones	1972
Walter Davis	1976
Phil Ford	1976
Bill Guthridge (Assistant Coach)	1976
Mitch Kupchak	1976
Tommy LaGarde	1976
Dean Smith (Head Coach)	1976
Al Wood	1980
Michael Jordan	1984, 1992
Sam Perkins	1984
J.R. Reid	1988
Henrik Rodl (Germany)	1992
Vince Carter	2000
Larry Brown (Assistant Coach)	2000
Larry Brown (Head Coach)	2004
Roy Williams (Assistant Coach)	2004

**Note:** With the exception of Rodl, all other UNC players and coaches have represented the United States.



Heinz Klummeier/S

**March 29, 1982:** Freshman Michael Jordan hits this game-winning jump shot to lift UNC to a 63-62 win over Georgetown in the 1982 NCAA championship game in New Orleans.

East Regional final. Rony Seikaly leads the Orange with 26 points. Kenny Smith has 25 points and seven assists in his final game as a Tar Heel.

**Nov. 21, 1987:** In a rematch of the previous year's regional final, Carolina beats No. 1 ranked Syracuse, 96-93, in overtime in the Hall of Fame Classic. Playing without a suspended J.R. Reid, the Tar Heels rally from an 11-point halftime deficit. Ranzino Smith (21), Lebo (20) and freshmen Rick Fox (15) and Pete Chilcutt (14) lead UNC.

**March 19, 1988:** Carolina shoots a school-record 79.0 percent from the floor (49 of 62) in 123-97 rout over Loyola Marymount in NCAA Tournament second round. Ranzino Smith makes 11 of 14 shots en route to 27 points. UNC has 36 assists on 49 baskets. Carolina has 26 turnovers, 20 more than Loyola, and wins by 26.

**Nov. 18, 1988:** Lebo sets school record with 17 assists in 111-84 win over Chattanooga in Preseason NIT.

**Jan. 18, 1989:** Playing without Lebo, who was injured in 106-83 loss at Virginia the previous game, UNC beats No. 1 and unbeaten Duke, 91-71, in Durham. Scott Williams scores 22 to lead the Tar Heels.

**March 12, 1989:** Steve Bucknall's three-point play with 1:46 left breaks a 66-all tie and Tournament MVP Reid leads with 14 points as UNC beats Duke, 77-74, in Atlanta to win Carolina's first ACC championship in seven years. The game is one of the most intense in ACC history. Carolina commits 26 turnovers, but holds Duke to 39 percent shooting, including 3 of 23 from three-point range.

**Nov. 24, 1989:** King Rice's bank shot at the buzzer beats James Madison, 80-79, in the first round of the Maui Invitational. Carolina rallies from a 79-70 deficit with less than a minute to play.

**Dec. 27, 1989:** Rice (22) and Fox (20) lead seven Tar Heels in double figures as UNC beats Kentucky, 121-110, in Louisville.

**March 17, 1990:** Fox banks in the game-winner as time expires and eighth-seeded Carolina beats No. 1 ranked and top-seed Oklahoma, 79-77, in the NCAA second round.

**Jan. 9, 1991:** Hubert Davis scores 25 in a 105-73 win over Maryland, Dean Smith's 700th win. He is the first ACC coach to win 700 games.

**Feb. 7, 1991:** Carolina beats NC State, 92-70, in Chapel Hill. The night before, the same teams play in Raleigh, a 97-91 Wolfpack win. The Feb. 7 game, which is also Carolina's 1500th victory, is re-scheduled from Jan. 15, 1991, because of the outbreak of the Gulf War.

**March 10, 1991:** Tournament MVP Fox scores 25, Davis adds 17 and Rice has seven assists and no turnovers as Carolina routs Duke, 96-74, in ACC championship game. Duke had won both regular-season games.

**March 24, 1991:** NCAA East Regional MVP Fox and Davis each score 19 points as Carolina holds off Mark Macon and Temple, 75-72, to advance to the Final Four for the first time since 1982. Macon scores 31 and narrowly misses a long three-pointer at the buzzer that would have sent the game to overtime.

**March 30, 1991:** Davis leads all scorers with 25 points, but Carolina shoots 38 percent for the game (3 of 18 from three-point range) and falls to Kansas, 79-73, in Indianapolis in the Final Four. The Jayhawks are coached by former UNC assistant Roy Williams.

**Feb. 2, 1992:** Derrick Phelps sets UNC re-

Bob Donnan



**Feb. 5, 1992: A bloodied Eric Montross and UNC beat No. 1-ranked Duke, 75-73.**

cord for steals with nine in 86-76 win at Georgia Tech.

**Feb. 5, 1992:** In a game most remembered for blood streaming down the back of Eric Montross' head, UNC beats defending NCAA champion and No. 1 Duke, 75-73, causing the students to rush the floor for the first time ever at the Smith Center.

**Feb. 8, 1992:** Carolina trails Wake Forest by 22 points but rallies for an 80-78 win on Brian Reese's buzzer-beating jumper. The Deacons led by 11 with 6:17 to play, before a 10-0 run by UNC. Davis led the Tar Heels with 30.

**Dec. 29, 1992:** Jalen Rose's offensive rebound basket at the buzzer gives No. 6 Michigan a 79-78 win over No. 5 Carolina in the semifinals of the Rainbow Classic in Honolulu. The teams would meet again later that season.

**Jan. 27, 1993:** Florida State leads by 17 at halftime and 73-54 with less than nine minutes to play. Carolina reels off 15 straight points, however, and takes the lead for good on a George Lynch steal and dunk with just under two minutes to play. Donald Williams seals the win at the free throw line as UNC outscores the Seminoles, 28-4, over the last nine minutes.

**March 28, 1993:** Cincinnati's Nick Van Exel scores 21 first-half points and the Bearcats lead Carolina by as many as 15 in the first half. Then Derrick Phelps clamps down on Van Exel and East Regional MVP Lynch scores 21 and grabs 14 rebounds in 75-68 overtime win to send Carolina to the Final Four. Lynch had 22 against Arkansas in the regional semifinal. Williams had 22 and 20 in the two regional games.

**April 5, 1993:** Final Four MVP Williams score 25 points for the second Final Four game in a row, Montross scores 16 and Lynch posts his fourth straight double-double as Carolina avenges earlier loss to Michigan with 77-71 victory. The win gives Dean Smith his second NCAA championship. Williams hits 5 of 7 three-pointers in both Final Four games, including a 78-68 win over Roy Williams-led Kansas in the semifinal.

**Feb. 3, 1994:** Carolina prevails, 89-78, in the first-ever meeting against Duke in which the schools are ranked 1-2 in the country. Second-ranked Tar Heels get 18 points, six assists and no turnovers from Phelps.

**March 12, 1994:** ACC Tournament classic as UNC erases five-point deficit late in regulation and beats Wake Forest 86-84 in overtime. Dante Calabria send the game to overtime and Jerry Stackhouse wins it. It is Dean Smith's 800th win.

**March 20, 1994:** No. 1 Carolina is knocked out of the NCAA Tournament in the second round, 75-72, by Boston College.

**Feb. 2, 1995:** Stackhouse (25), Rasheed Wallace (25) and Williams (24) combined for 74 points as Carolina beats Duke, 102-100, in double overtime. Blue Devil guard Jeff Capel sends the game into second overtime with a halfcourt three-pointer, but a Jeff McInnis steal and basket provides the winning margin for UNC.

**March 11-12, 1995:** Wallace scores 33 in overtime win over Maryland in ACC semifinals, then sprains an ankle late in the championship game against Wake Forest. The Deacons, led by 37 points from Randolph Childress, beat Carolina, 82-80, in overtime.

**March 25, 1995:** No. 4 Carolina beats No. 2 Kentucky, 74-61, in Birmingham to advance to Final Four. Regional MVP Stackhouse has 18 points, 12 rebounds, six assists, two steals and two blocks. UNC falls to Arkansas in the Final Four, in part due to a leg injury Stackhouse suffers 12 seconds into the national semifinal.

**Jan. 8, 1997:** Carolina leads Maryland in Chapel Hill by 22, but the Terps outscore UNC, 41-9, to win 85-75. UNC would begin ACC play 0-3 and avoids an 0-4 start by outscoring NC State 12-0 in the final two minutes of a 59-56 win on Jan. 15.

**Feb. 12, 1997:** Ed Cota's baseline floater with 4.5 seconds to play gives Carolina a 45-44 win at NC State. It is the fewest points ever by Carolina in a Dean Smith victory.

**March 8-9, 1997:** ACC Tournament MVP Shammond Williams scores 24 in semifinals vs. Wake Forest and 23 in championship vs. NC State as Carolina wins ACC Tournament for 13th and final time under Dean Smith.



Dan Searens

**Oct. 9, 1997: Dean Smith retires as the Tar Heel head coach.**

**March 15, 1997:** Carolina beats Colorado, 73-56, in NCAA Tournament second round. The news of the day is Dean Smith's 877th, breaking Adolph Rupp's all-time record for coaches.

**March 23, 1997:** Shammond Williams scores 22 and Vince Carter adds 18 as Carolina beats Louisville, 97-74, to send Dean Smith to his 11th Final Four. Smith would coach his final game, a 66-58 loss to Arizona, six days later.

**Oct. 9, 1997:** Dean Smith retires after 36 years as head coach. Bill Guthridge, Smith's assistant for 30 years, is named head coach. Guthridge posts a 34-4 record, ACC title and Final Four berth and is named National Coach of the Year.

**Feb. 5, 1998:** Antawn Jamison, the 1998 National Player of the Year, scores 35 points as No. 2 Carolina beats No. 1 Duke, 97-73.

**Feb. 8, 1998:** Shammond Williams scores 42 in 107-100 double overtime win at Georgia Tech.

**Feb. 11, 1998:** Carolina wins its 1700th game, a 60-45 victory at Virginia.

**March 8, 1998:** Jamison shakes off a leg injury and earns ACC Tournament MVP honors with 22 points and 18 rebounds. The Tar Heels score last 15 points in 83-68 win over top-ranked Duke in ACC Tournament championship. Carolina later advances to Final Four.

**March 24-26, 2000:** Wins over Tennessee and Tulsa send Guthridge to his second Final Four in three years as head coach. Freshman Forte scores 28 in 59-55 regional final win over Tulsa. Guthridge retires in June 2000 with a three-year record of 80-28.

**Nov. 10-11, 2000:** Carolina beats Winthrop, 66-61, in Matt Doherty's first game as head coach. The next night, Forte drops 38 on Tulsa to set the Smith Center scoring record.

**Dec. 4/17, 2000:** Brendan Haywood and Jason Capel post triple-doubles in wins over Miami and Buffalo, respectively.

**Feb. 1, 2001:** Haywood hits two free throws with one second to play to give UNC an 85-83 win at Duke. Forte is sensational with 24 points, 16 rebounds, six assists and three steals.

**Jan. 9, 2002:** Maryland beats UNC, 112-79, the most points ever allowed by Carolina in a regulation game. The Tar Heels would finish the year 8-20, missing the NCAA Tournament for the first time since 1974.

**Nov. 18, 2002:** Rashad McCants scores 28 points in his freshman debut and starts with Raymond Felton and Sean May – the first time in history the Tar Heels start three freshmen – in 85-55 win over Penn State.

**Nov. 27, 2002:** McCants scores 25 as Tar Heels upset Roy Williams and No. 2 Kansas, 67-56, in Preseason NIT semifinals. UNC knocks off Stanford two nights later to win the title.

**Feb. 8, 2003:** Jawad Williams scores 20 in 61-60 win over Florida State, making UNC the first school with 500 ACC victories.

**March 14, 2003:** Three weeks after losing by 40 points at Maryland, Carolina upsets the Terps, 84-72, in ACC quarterfinals behind 25 points from Jawad Williams and 20 points, 10 assists from Felton.

**Nov. 22, 2003:** Carolina beats Old Dominion, 90-64, in Roy Williams' first game as head coach. Williams took over the program on April 14, 2003, two weeks after Doherty resigned. Doherty went 53-43 in three seasons.

**Dec. 7, 2003:** Felton sets a UNC record with 18 assists against George Mason.

**Dec. 20, 2003:** Wake Forest tops Carolina, 119-114 in triple overtime, in one of the ACC's most memorable regular-season games ever played.

**Jan. 17, 2004:** No. 9 Carolina beats No. 1 Connecticut, 86-83, as McCants scores 27, including UNC's final 10 points. His three-pointer with six seconds to play beats the Huskies, who later that year win the NCAA title.

**March 6, 2005:** Marvin Williams' three-point play with 17 seconds left gives Carolina a 75-73 win over Duke as the Tar Heels clinch first in the ACC regular-season standings outright for the first time since 1993. May has a game-high 26 points and 24 rebounds, the most ever by a player in the Smith Center.

**March 27, 2005:** May earns Syracuse Regional MVP honors with 29 points and 12 rebounds in an 88-82 win over Wisconsin that sends Roy Williams to the Final Four for the first time as UNC's head coach. McCants hits a go-ahead three-pointer late and blocks a Badger three-point attempt to preserve the win.


**April 2, 2005:** Senior captain Jawad Williams scores 20 points and the Tar Heels hold Michigan State to 29 percent shooting from the floor in the second half in an 87-71 UNC win in the national semifinals.

**April 4, 2005:** Marvin Williams tips in the game-winner with 1:17 to play, Final Four MVP Sean May has a game-high 26 points and Raymond Felton makes key plays down the stretch as No. 2 Carolina beats No. 1 Illinois, 75-70, to win UNC's fourth NCAA title and the first for Coach Roy Williams. Felton hits a three to break a 65-all tie, then adds a steal and three clutch free throws in the final minute. The Illini went 12 for 40 from three-point range.

**June 28, 2005:** Carolina becomes the first school to have four lottery selections in one NBA Draft as Marvin Williams (2), Felton (5), May (13) and McCants (14) go in the first 14 picks.

**Feb. 15, 2006:** Tyler Hansbrough scores an ACC-freshman-record 40 points in an 82-75 win over Georgia Tech in the Smith Center.

**March 4, 2006:** Carolina beats No. 1 Duke 83-76 on Senior Night in Durham. The Tar Heels' four freshmen (Bobby Frasier, Marcus Ginyard, Danny Green and Hansbrough) out-scored Duke's four seniors (including first-team All-Americans J.J. Redick and Shelden Williams), 55-51.



**Feb. 2, 1995: Jerry Stackhouse scores 25 points in a 102-100, double-overtime win at Duke.**

**Dec. 9, 2006:** Hansbrough scores 24 and Carolina routs High Point, 94-69, to give Roy Williams his 500th win as a college head coach.

**March 11, 2007:** Brandan Wright becomes the fifth freshman to win ACC Tournament MVP honors after leading UNC to its first ACC title since 1998. Wright had 20 points in the semifinal and 16 in the championship against NC State.

**March 16, 2008:** Wayne Ellington scores 24 points as Carolina wins its 17th ACC Tournament with an 86-81 win over Clemson.

**March 23, 2008:** Tyler Hansbrough breaks Christian Laettner's ACC record for career free throws against Arkansas in the NCAA Tournament second round in Raleigh, N.C. Hansbrough set the UNC record on Feb. 3 at Florida State.

**March 29, 2008:** Tyler Hansbrough has 28 points and 13 rebounds and is named East Regional MVP as UNC beats Louisville to reach its 17th NCAA Final Four.

**Dec. 18, 2008:** Tyler Hansbrough scores with 7:42 to play in the first half against Evansville for his 2,292nd point, breaking Phil Ford's UNC scoring record.

**Feb. 28, 2009:** Tyler Hansbrough makes his 906th career free throw in UNC's win over Georgia Tech, breaking Dickie Hemric's (Wake Forest) NCAA record, set in 1955. Hansbrough finishes his career with 982 made free throws.

**March 19, 2009:** Tyler Hansbrough sinks a free throw in the first half of the NCAA Tournament first round win over Radford, giving him 2,770 points and breaking J.J. Redick's (Duke) ACC scoring mark. He finished with 2,872 points, 12th in NCAA history.

**March 29, 2009:** Ty Lawson, the 2009 Bob Cousy Award winner, scores 21 points and earns South Regional MVP honors as No. 1 seed UNC beats No. 2 seed Oklahoma, 72-60, in Memphis, Tenn., to send the Tar Heels to their record 18th Final Four.

**April 6, 2009:** Final Four MVP Wayne Ellington scores 17 of his 19 points in the first half, Ty Lawson has a game-high 21 points and sets a Final Four record with eight steals, and Tyler Hansbrough scores 18 points to cap his brilliant career as the Tar Heels beat Michigan State, 89-72, in Detroit to win the national championship. Carolina leads the Spartans, 55-34, at the half, setting championship game records for most points in a first half and largest lead at the break.

**March 2, 2010:** Carolina beats Miami, 69-62, to become the second school in NCAA history to win its 2,000th game.

**April 1, 2010:** Forward Deon Thompson plays in his NCAA record-setting 152nd career game as the Tar Heels fall to Dayton, 79-68, in

Madison Square Garden in the NIT championship game.

**March 12, 2011:** Harrison Barnes scores 40 points, an ACC Tournament record for freshman, to lead the Tar Heels to a 92-87 overtime win in the semifinals over Clemson. Carolina advanced to the title game despite trailing by 19 points in the second half in the quarterfinals against Miami and by 10 at halftime against the Tigers.

**March 18, 2011:** Tyler Zeller scores 32 points, John Henson has 28 points, 11 rebounds and six blocks and Harrison Barnes adds 24 points as UNC beats Long Island, 102-87, in the second round of the NCAA Tournament.

**Nov. 11, 2011:** Top-ranked Carolina beats Michigan State, 67-55, on the deck of the aircraft carrier USS Carl Vinson. Harrison Barnes leads all scorers in the game played in front of President Barack Obama and thousands of U.S. military personnel.

**March 3, 2012:** Kendall Marshall's 20 points and 10 assists and double-doubles by Tyler Zeller and John Henson lead UNC to an 88-70 win at Duke to clinch Carolina's 29th ACC regular-season title.

**Feb. 29 and March 9, 2012:** Kendall Marshall sets the UNC single-season assist record in the final home game against Maryland, then breaks the ACC mark 10 days later in the ACC Tournament in Atlanta. Marshall finishes the season with 351 assists, fourth-most in NCAA history, and wins the Bob Cousy Award as the best point guard in the nation.

**March 22, 2013:** P.J. Hairston scores a game-high 23 points and Carolina defeats Villanova, 78-71, in the second round of the NCAA Tournament. The win is the 700th of Williams's career.

**Dec. 4, 2013:** Freshman Kennedy Meeks led five Tar Heels in double-figure with 15 points as Carolina won at No. 1 Michigan State, 79-65. The win was UNC's 13th against teams ranked No. 1 in the AP poll, an NCAA record, and the fifth time the Tar Heels beat No. 1 on their home court.

**Feb. 20, 2014:** Leslie McDonald scored a game-high 21 points, including the go-ahead basket with 3:54 to play, and Marcus Paige scored all 13 of his points in the second half in UNC's 74-66 win over Duke. The game was originally scheduled for February 12th, but was postponed eight days due to a winter storm. The Tar Heels became the first team to ever post wins over each of the top four teams in the pre-season AP poll (Michigan State, Kentucky, Louisville and Duke).

J.D. Lyon Jr.



**Dec. 18, 2008:** Tyler Hansbrough breaks Phil Ford's UNC career scoring record, eventually setting the ACC record.

Getty Images



**April 6, 2009:** Wayne Ellington wins Final Four MOP honors after scoring 19 points in the title-game victory over Michigan State.



**36 Seasons**  
**879-254**  
**(.776)**

#### EDUCATION

B.S., Education  
Kansas '53

✓ Smith retired with more wins (879) than any other coach in NCAA Division I history.

✓ In 36 years, Smith coached Carolina to 11 Final Fours, two national titles and 13 ACC Tournament Championships.

✓ More than 95 percent of Smith's lettermen graduated.

✓ From 1981 to 1989, Carolina was ranked in the final Top 10 of both the Associated Press and coaches' poll each year.

✓ Smith was named the second-best coach in college basketball history (behind John Wooden) by the NABC in 2000.

✓ Smith was inducted into the Naismith Memorial Basketball Hall of Fame in 1983. He was also inducted into the North Carolina Hall of Fame in 1981. In 2006, he was named to the inaugural class of the National Collegiate Basketball Hall of Fame (along with James Naismith, John Wooden, Oscar Robertson and Bill Russell). He was inducted into the FIBA Hall of Fame in 2007.

✓ Smith was voted ACC Coach of the Year eight times - in 1967, 1968, 1971, 1976, 1977, 1979, 1988 and 1993.

When ESPN's award-winning SportsCentury program selected the greatest coaches of the 20th Century, it came as no surprise that Carolina basketball coach Dean Smith was among the top seven of all-time. Smith joined other legends Red Auerbach, Bear Bryant, George Halas, Vince Lombardi, John McGraw and John Wooden as the preeminent coaches in sports history.

Smith's tenure as Carolina's basketball coach from 1960-97 is a record of remarkable achievement and consistency. In 36 seasons at UNC, Smith's teams had a record of 879-254. His teams won more games than those of any other Division I men's basketball college coach in history, a record broken in 2007 by Bob Knight and surpassed again in 2011 by Mike Krzyzewski.

- Smith coached Carolina to the 1982 and 1993 NCAA championships and the 1971 NIT title.

- Under Smith, the Tar Heels won at least 20 games for 27 straight years and 30 of his final 31. No coach in history has ever produced that many consecutive 20-win seasons.

- Carolina was ranked in the final Top 10 of both the Associated Press and coaches' polls each year from 1981-89. That nine-year run is the second-longest streak of Top 10 finishes in history, exceeded only by UCLA's 13-year string from 1967 to 1979.

- The Tar Heels were ranked among the nation's final Top 15 teams in 28 of his last 31 seasons, missing only in 1970, 1990 and 1996, and were among the Top 10 on 23 occasions during that period. Smith's teams finished the season ranked No. 1 in at least one of the two major polls four times (1982, 1984, 1993 and 1994).

- Smith's teams were also the dominant force in the ACC. The Tar Heels under Smith had a record of 364-136 in ACC regular-season play, a winning percentage of .728.

- The Tar Heels finished at least third in the ACC regular-season standings for 33 successive seasons. In that span, Carolina finished first 17 times, second 11 times and third five times.

- Smith's teams finished in the ACC upper division all but one time. That was in 1964, when Carolina was fifth and had its only losing record in ACC regular-season play under Smith at 6-8.

- Carolina won 13 ACC Tournaments under Smith.

- His teams played in 11 Final Fours.

- Smith's teams made 23 consecutive appearances in the NCAA Tournament.

- In his last 31 years, Smith led the Tar Heels into the NCAA Tournament 27 times.

- Carolina reached the Sweet 16 of NCAA play each season from 1981-93. That 13-year streak is the second-longest in Tournament history to a 14-year stretch by UCLA from 1967 to 1980.

The awards and accolades continue to be given to Smith, even after he stepped down as Carolina's head coach on October 9, 1997. Smith was named Sportsman of the Year by Sports Illustrated and received the Arthur Ashe Award for Courage at the ESPY Awards. He was inducted into the FIBA Hall of Fame in 2007. In November 2013, he was awarded the Presidential Medal of Freedom, the highest civilian award in the U.S.

He received the Naismith Good Sportsmanship Award in 2011. Upon the announcement of that honor, Duke's Mike Krzyzewski said, "Dean set the standard for basketball - and not just college basketball - that everyone is still trying to reach. He demanded that his teams play as one. And what he got in return from all these guys who played for him was the intense loyalty that they feel toward him. And that's something I've admired since I started coaching. It's really one of the great things in all of sport: that intense loyalty the Tar Heel players have for Coach Smith."

In 2006, he was named to the inaugural class of the National Collegiate Basketball Hall of Fame (along with

James Naismith, John Wooden, Oscar Robertson and Bill Russell).

Smith also became the first recipient of the Mentor Award for Lifetime Achievement, given by the University of North Carolina Committee on Teaching Awards for "a broader range of teaching beyond the classroom."

He's recognized throughout the sports world for his character, his innovations to the game and his ability to have established Carolina's program as one of the greatest in college basketball. Smith's players consistently produce on the floor, in the classroom and in life.

When Smith broke Rupp's record in 1997, his coaching peers had this to say:

**John Wooden:** "What's more impressive to me about Dean than the record is how good he is as a teacher of basketball. I've always said he's a better teacher of basketball than anyone else. I couldn't begin to teach players the things Dean has taught them. I've admired him because there's more to him than just wins."

**Bob Knight:** "Let me say some things that he won't say. He's going to say an awful lot about teams and that's the way it should be. But let me put it in perspective. His being able to do that and do it at a single institution, do it through all the years without ever having a problem with any kind of recruiting violation or probation, is a very singular accomplishment in college basketball. I think it's a great achievement, indicative of a guy who really knows how to coach and has decided from day one that things are going to be done the absolute right way. He's not going to tell you, but just take my word for it. That's a great, great accomplishment for a coach."

**Roy Williams:** "He has a basketball program, he doesn't have a team. And when you have a program, you're concerned about the kids' entire lives, their entire existence ... and what they're going to do after they leave you and what kind of effect you can have on them as they mature."

Perhaps his greatest form of praise on a worldwide level came when a group of his peers, including Hall of Fame coaches Henry Iba, Pete Newell and Auerbach, chose Smith to coach the U.S. Olympic basketball team in the 1976 Montreal Games. The Americans finished a controversial second to the Soviet Union at Munich in 1972. Smith was given the challenge of trying to develop a team to regain the gold medal against a group of improving international teams.


Smith molded a group of college all-stars into a cohesive unit during a few short weeks in that summer of 1976 and led them to the gold medal, sweeping through the Games undefeated and beating Yugoslavia in the championship game. Emphasizing a tough pressure defense and a fast-breaking, attacking style on offense, the Americans returned to the top of the international game.

Just as Smith used his talents to develop that 1976 all-star team into an Olympic champion, he has prepared a host of players for successful careers in the NBA.

"UNC is a plus-four school," Orlando Magic Vice President of Basketball Operations-Player Personnel John Gabriel said about Smith's teams, "meaning that if I rate a player as the 10th-best player in the NBA Draft, being a Tar Heel automatically jumps him to number six. The plus-four rating is based upon the success of former Tar Heels in the NBA."

During his last 31 seasons, since Smith's Tar Heels won their first ACC title in 1967, the Tar Heels had a record of 813-207, winning 79.7 percent of their games.

In 23 of those 31 seasons, Carolina won either the ACC regular-season, tournament or both. Most schools are happy just to win 20 games in a season. At Carolina, it became a habit. No school in the country won more







Getty Images

total games in that 31-year period than Carolina. UCLA was second with 751. The Tar Heels also had the most wins over his last 20 seasons with 539, and over his last 10 years with 268.

For Smith and his players, the word “class” applied to the team’s exemplary sportsmanship on the court, to its excellent academic performance and to Smith’s belief that basketball involves many complexities that must be learned over the course of time — that coaching and playing the game is a classroom situation in its own right.

Smith’s teams won championships at every level. There were NCAA titles in 1982 and 1993 and the NIT in 1971. His gold medal-winning team at the 1976 Summer Olympic Games makes Smith one of only three men in history to coach teams to an NCAA title, NIT championship and Olympic victory. The others are Pete Newell and Knight.

He was inducted into the Naismith Memorial Basketball Hall of Fame in Springfield, Mass., in 1983. He was also inducted into the North Carolina Sports Hall of Fame in 1981.

A key to Smith’s success was his ability to change Carolina’s style to fit his personnel. He favored an offense which used the fast break whenever possible and featured a quick passing attack, but he was also comfortable in a more disciplined style of play. He liked to play multiple defenses to confuse opponents. However, his preference was a pressure, man-to-man to speed up the action.

Among Smith’s many innovations were the Four Corners offense, crediting the passer, the run-and-jump defense, the scramble defense out of man-to-man pressure, the point zone, team huddles at the foul line, double-teaming the screen-and-roll, the freelance passing game and multiple screens against zone defenses.

Born February 28, 1931, in Emporia, Kan., Dean Edwards Smith grew up as the son of public school teachers. He graduated from Topeka High School in 1949 and went to the University of Kansas on an academic scholarship. He played varsity basketball and baseball and freshman football for the Jayhawks. He was a member of Jayhawk basketball teams that won the NCAA title in 1952 and finished second in 1953.

Smith was an assistant coach at Kansas to Phog Allen and Dick Harp, then served in the U.S. Air Force as a lieutenant. While in the service, he played and coached basketball in Germany. Smith served for three years as an assistant basketball coach under Bob Spear, recognized by his peers as one of the outstanding coaches in the history of the game, and one year each as head baseball and head golf coach at the United States Air Force Academy. In 1958, the late Frank McGuire asked him to join his staff at Carolina as an assistant coach. Smith served as an assistant under McGuire for three years before McGuire resigned to become head coach of the NBA’s Philadelphia Warriors in the summer of 1961. At that time, Carolina Chancellor William Aycock tapped the 30-year-old Smith to become UNC’s head coach.

Smith shared his knowledge of the game with a talented group of assistants. Many of his assistants went on to head coaching jobs, including Larry Brown, Roy Williams, John Lotz, Kenny Rosemond, Eddie Fogler, Randy Wiel and Bill Guthridge.

Smith’s talents do not lie solely in tutoring quality college coaches, as is evidenced by the number of outstanding players who have gone on to professional careers after their days in Chapel Hill. In Smith’s 36-year tenure, more than 50 of

**YEAR-BY-YEAR WITH DEAN SMITH AT NORTH CAROLINA**

Year	Overall W-L	Pct.	ACC W-L	ACC Regular Season Finish	ACC Tournament Finish	National Polls Media Coaches	Post-Season Finish
1961-62	8-9	.471	7-7	Tied 4th	Quarterfinalist		
1962-63	15-6	.714	10-4	3rd	Semifinalist		
1963-64	12-12	.500	6-8	5th	Semifinalist		
1964-65	15-9	.625	10-4	Tied 2nd	Quarterfinalist		
1965-66	16-11	.593	8-6	Tied 3rd	Semifinalist		
1966-67	26-6	.813	12-2	1st	Champion	4th 3rd	NCAA 4th Place
1967-68	28-4	.875	12-2	1st	Champion	4th 4th	NCAA Finalist
1968-69	27-5	.844	12-2	1st	Champion	4th 2nd	NCAA 4th Place
1969-70	18-9	.667	9-5	Tied 2nd	Quarterfinalist		NIT Final 16
1970-71	26-6	.813	11-3	1st	Finalist	13th 13th	NIT Champion
1971-72	26-5	.839	9-3	1st	Champion	2nd 2nd	NCAA 3rd Place
1972-73	25-8	.758	8-4	2nd	Quarterfinalist	11th 12th	NIT 3rd Place
1973-74	22-6	.786	9-3	Tied 2nd	Semifinalist	12th 8th	NIT Final 16
1974-75	23-8	.742	8-4	Tied 2nd	Champion	9th 10th	NCAA Final 16
1975-76	25-4	.862	11-1	1st	Finalist	8th 6th	NCAA Final 32
1976-77	28-5	.848	9-3	1st	Champion	5th 3rd	NCAA Finalist
1977-78	23-8	.742	9-3	1st	Semifinalist	16th 10th	NCAA Final 32
1978-79	23-6	.793	9-3	Tied 1st	Champion	9th 3rd	NCAA Final 32
1979-80	21-8	.724	9-5	Tied 2nd	Semifinalist	15th 15th	NCAA Final 32
1980-81	29-8	.784	10-4	2nd	Champion	6th 6th	NCAA Finalist
1981-82	32-2	.941	12-2	Tied 1st	Champion	1st 1st	NCAA Champion
1982-83	28-8	.778	12-2	Tied 1st	Semifinalist	8th 8th	NCAA Final 8
1983-84	28-3	.903	14-0	1st	Semifinalist	1st 1st	NCAA Final 16
1984-85	27-9	.750	9-5	Tied 1st	Finalist	7th 7th	NCAA Final 8
1985-86	28-6	.824	10-4	3rd	Quarterfinalist	8th 8th	NCAA Final 16
1986-87	32-4	.889	14-0	1st	Finalist	2nd 3rd	NCAA Final 8
1987-88	27-7	.794	11-3	1st	Finalist	7th 8th	NCAA Final 8
1988-89	29-8	.784	9-5	Tied 2nd	Champion	5th 4th	NCAA Final 16
1989-90	21-13	.618	8-6	Tied 3rd	Quarterfinalist		NCAA Final 16
1990-91	29-6	.829	10-4	2nd	Champion	4th 4th	NCAA Final 4
1991-92	23-10	.697	9-7	3rd	Finalist	18th 12th	NCAA Final 16
1992-93	34-4	.895	14-2	1st	Finalist	4th 1st	NCAA Champion
1993-94	28-7	.800	11-5	2nd	Champion	1st 9th	NCAA Final 32
1994-95	28-6	.823	12-4	Tied 1st	Finalist	4th 3rd	NCAA Final 4
1995-96	21-11	.656	10-6	3rd	Quarterfinalist	25th 24th	NCAA Final 32
1996-97	28-7	.800	11-5	Tied 2nd	Champion	4th 4th	NCAA Final 4
<b>36 Years</b>	<b>879-254</b>	<b>.776</b>	<b>364-136</b>	<b>(.728)</b>	<b>13 ACC titles</b>		<b>2 NCAA titles</b> <b>11 Final Fours</b>

his players went on to play pro basketball in the NBA or ABA and more played in other professional leagues both in the U.S. and overseas.

“Coach taught me the game, when to apply speed, how to use your quickness, when to use that first step, or how to apply certain skills in certain situations,” says Jordan. “Dean Smith gave me the knowledge to score 37 points a game and that’s something people don’t understand.”

Smith coached players who went on to become doctors, lawyers and businessmen. Better than 95 percent of his lettermen earned their degrees.

**Michael Jordan:** “The camaraderie that he has with his players goes a long way. He’s taught a lot of us similar traits and we’ve accepted that and we’ve moved on as players and people. That’s something we treasure more so than maybe our basketball experience — the things that we learned away from the game.

“He’s like a second father to me. When I first left school I was unsure, nervous, scared, going into a situation I wasn’t really comfortable with and I didn’t know if I was ready for it. He calmed me down with a fatherly attitude, taking me under his wing and teaching me a lot of things about being an adult.”

**Phil Ford:** “My first impression of Coach Smith was honesty. He didn’t promise me playing time. In fact, he told me I might have to play on the junior varsity my first year. That kind of set me back. But my mom really liked that because she said, ‘Phil, if he’s not out here promising you that you will start, that means you go there and work hard and do the best that you can do, then he won’t be out promising your job to another high school player.’ And if you think about it, that made a lot of sense.”

Smith was the winningest coach in the history of the NCAA Tournament with 65 victories (currently second). In 36 ACC Tournaments, he had a coaching record of 58-23, a winning percentage of .716.

Smith, who played for the legendary Phog Allen at Kansas in the early 1950s, and Knight are the only two men to both play on and coach an NCAA championship team. Smith was a member of the Jayhawk squad that won college basketball’s top prize in 1952. He then coached the Tar Heels to national titles in 1982 and 1993.

After taking Carolina to the NCAA championship game in 1977, Smith was named National Coach of the Year by the NABC. He received similar honors from the U.S. Basketball Writers Association and Basketball Weekly in 1979 and from Medalist in 1982. He was named the Naismith National Coach of the Year in 1993 after leading the Tar Heels to the national crown.

In 1993, the Atlantic Coast Sportswriters Association named Smith the ACC Coach of the Year, an honor he received on seven previous occasions as well—1967, 1968, 1971, 1976, 1977, 1979 and 1988.

# NATIONAL CHAMPIONSHIPS



1924 • 1957 • 1982 • 1993 • 2005 • 2009



University of North Carolina  
  
 26-0  
**1924**  
 NATIONAL CHAMPIONS

University of North Carolina  
  
 32-0  
**1957**  
 NATIONAL CHAMPIONS

University of North Carolina  
  
 32-2  
**1982**  
 NATIONAL CHAMPIONS

University of North Carolina  
  
 34-4  
**1993**  
 NATIONAL CHAMPIONS


University of North Carolina  
  
 33-4  
**2005**  
 NATIONAL CHAMPIONS

University of North Carolina  
  
 34-4  
**2009**  
 NATIONAL CHAMPIONS


# TAR HEELS ON TOP

## CAROLINA AND THE NCAA TOURNAMENT

- 45 APPEARANCES (NO. 2 ALL-TIME)
- FIVE CHAMPIONSHIPS (TIED NO. 3 ALL-TIME)
  - 18 FINAL FOURS (NO. 1 ALL-TIME)
  - 110 WINS (NO. 2 ALL-TIME)
- .719 WINNING PERCENTAGE (NO. 4 ALL-TIME)
  - 153 GAMES (NO. 2 ALL-TIME)
- 14 TIMES A NO. 1 SEED (NO. 1 ALL-TIME)



- CAROLINA IS ONE OF ONLY FOUR SCHOOLS — AND THE ONLY ONE IN THE ACC — THAT HAS WON FIVE OR MORE NCAA CHAMPIONSHIPS.




# FINAL FOURS


• CAROLINA HAS ADVANCED TO 18 FINAL FOURS,  
MORE THAN ANY OTHER SCHOOL IN NCAA HISTORY.



TAR HEELS IN THE FINAL FOUR — 1946,  
1957, 1967, 1968, 1969, 1972, 1977,  
1981, 1982, 1991, 1993, 1995, 1997,  
1998, 2000, 2005, 2008, 2009



# TAR HEELS ARE NO. 1 IN FINAL FOURS



**ALL-TIME  
FINAL FOURS**  
NORTH CAROLINA..... 18  
UCLA..... 17  
KENTUCKY..... 16  
DUKE..... 15  
KANSAS..... 14



# 1957 NCAA CHAMPIONS



**NCAA**

**NATIONAL COLLEGIATE BASKETBALL CHAMPIONSHIP**  
 MUNICIPAL AUDITORIUM  
 KANSAS CITY, MISSOURI  
 MARCH 22, 23, 1957

1956-57

**Record: 32-0; H: 8-0, A: 8-0, N: 16-0**  
**ACC 14-0, Regular-Season & Tournament Champion**  
**NCAA Champion**  
**Coach: Frank McGuire**

D4 Furman	H	W	94-66
D8 Clemson	CHAR	W	94-75
D12 G. Washington (6/-)	NOR	W	82-55
D15 S. Carolina (6/-)	A	W*	90-86
D17 Maryland (6/-)	H	W	70-61
D20 NYU (3/-)	NYC	W	64-59
D21 Dartmouth (3/-)	BOS	W	89-61
D22 Holy Cross (3/-)	BOS	W	83-70

**Dixie Classic**

D27 Utah (2/-)	RAL	W	97-76
D28 Duke (2/9)	RAL	W	87-71
D29 Wake Forest	RAL	W	63-55

J8 Wm. & Mary (2/-)	A	W	71-61
J11 Clemson (2/-)	H	W	86-54
J12 Virginia (2/-)	H	W	102-90
J15 NC State (2/-)	A	W	83-57
J30 W. Carolina (1/-)	A	W	77-59
F5 Maryland (1/-)	A	W**	65-61
F9 Duke (1/-)	H	W	75-73
F11 Virginia (1/-)	A	W	68-59
F13 Wake Forest (1/11)	H	W	72-69
F19 NC State (1/-)	H	W	86-57
F22 S. Carolina (1/-)	H	W	75-62
F26 Wake Forest (1/13)	A	W	69-64
M1 Duke (1/-)	A	W	86-72

**ACC Tournament**

M7 Clemson (1/-)	RAL	W	81-61
M8 Wake Forest (1/20)	RAL	W	61-59
M9 S. Carolina (1/-)	RAL	W	95-75

**NCAA East Regional**

M12 Yale (1/-)	NYC	W	90-74
M15 Canisius (1/20)	PHI	W	87-75
M16 Syracuse (1/-)	PHI	W	67-58

**NCAA Final Four**



M22 Michigan St. (1/11)	KC	W***	74-70
M23 Kansas (1/2)	KC	W***	54-53

**Monogram Winners:** Pete Brennan, Bob Cunningham, Gehrman Holland, Tommy Kearns, Danny Lotz, Joe Quigg, Tony Radovich, Ken Rosemond, Lennie Rosenbluth, Roy Searcy, Bob Young


\*indicates overtime period



# 1982 NCAA CHAMPIONS







**1981-82**

**Record: 32-2; H: 9-1, A: 7-1, N: 16-0  
ACC 12-2, Regular-Season &  
Tournament Champion &  
NCAA Champion  
Coach: Dean Smith**

N28 Kansas (1/-)	CHAR	W	74-67
N30 S. California (1/-)	GBO	W	73-62
D3 Tulsa (1/9)	H	W	78-70
D12 South Florida (1/-)	H	W	75-39
D19 Rutgers (1/-)	NYC	W	59-36
D26 Kentucky (1/2)	ERNJ	W	82-69

**Cable Car Classic**

D28 Penn State (1/-)	SC	W*	56-50
D29 Santa Clara (1/-)	A	W	76-57
J4 Wm. & Mary (1/-)	H	W	64-40
J6 Maryland (1/-)	A	W	66-50
J9 Virginia (1/2)	H	W	65-60
J13 NC State (1/12)	A	W	61-41
J16 Duke (1/-)	A	W	73-63
J21 Wake Forest (1/-)	H	L	48-55
J23 Ga. Tech (1/-)	A	W	66-54
J27 Clemson (2/-)	H	W	77-72
J30 NC State (2/17)	H	W	58-44
F3 Virginia (2/3)	A	L	58-74

**North-South Doubleheader**

F5 Furman (2/-)	CHAR	W	96-69
F6 The Citadel (2/-)	CHAR	W	67-46
F11 Maryland (2/-)	H	W	59-56
F14 Georgia (2/-)	GBO	W	66-57
F17 Wake Forest (2/14)	A-GBO	W	69-51
F20 Clemson (2/-)	A	W	55-49
F24 Ga. Tech (2/-)	H	W	77-54
F27 Duke (2/-)	H	W	84-66

**ACC Tournament**

M5 Ga. Tech (1/-)	GBO	W	55-39
M6 NC State (1/-)	GBO	W	58-46
M7 Virginia (1/3)	GBO	W	47-45

**NCAA East Regional**

M13 James Madison (1/-)	CHAR	W	52-50
M19 Alabama (1/13)	RAL	W	74-69
M21 Villanova (1/-)	RAL	W	70-60

**NCAA Final Four**



M27 Houston (1/-)	NO	W	68-63
M29 Georgetown (1/6)	NO	W	63-62

**Monogram Winners:** Jeb Barlow, Jimmy Black, Jim Braddock, John Brownlee, Chris Brust, Matt Doherty, Cecil Exum, Michael Jordan, Timo Makkonen, Warren Martin, Sam Perkins, Buzz Peterson, Lynwood Robinson, Dean Shaffer, James Worthy

\*indicates overtime period



# 1993 NCAA CHAMPIONS



**1992-93**

**Record: 34-4; H: 12-0 A: 10-2 N: 12-2**  
**ACC 14-2, Regular-Season Champion;**  
**NCAA Champion**  
**Coach: Dean Smith**

D1	Old Dominion (7/-)	H	W	119-82
<b>Diet Pepsi Tournament Of Champions</b>				
D4	S. Carolina (7/-)	CHAR	W	108-67
D5	Texas (7/-)	CHAR	W	104-68
D9	Virginia Tech (5/-)	ROA	W	78-62
D13	Houston (5/-)	H	W	84-76
D20	Butler (5/-)	A	W	103-56
D22	Ohio State (5/-)	A	W	84-64
<b>Rainbow Classic</b>				
D28	SW Louisiana a(5/-)	HON	W	80-59
D29	Michigan (5/6)	HON	L	78-79
D30	Hawaii (5/-)	A	W	101-84
J4	Cornell (5/-)	H	W	98-60
J7	NC State (6/-)	A	W	100-67
J9	Maryland (6/-)	H	W	101-73
J13	Ga. Tech (5/8)	H	W	80-67
J16	Clemson (5/-)	A	W	82-72
J20	Virginia (3/17)	H	W	80-58
J24	Seton Hall (3/10)	A	W	70-66
J27	Florida St. (3/19)	H	W	82-77
J30	Wake Forest (3/-)	A	L	62-88
F3	Duke (6/5)	A	L	67-81
F6	NC State (6/-)	H	W	104-58
F9	Maryland (6/-)	A	W	77-63
F14	Ga. Tech (6/-)	A	W	77-66
F17	Clemson (3/-)	H	W	80-67
F21	Virginia (3/23)	A	W	78-58
F23	Notre Dame (3/-)	H	W	85-56
F27	Florida St. (3/6)	A	W	86-76
M3	Wake Forest (1/14)	H	W	83-65
M7	Duke (1/6)	H	W	83-69
<b>ACC Tournament</b>				
M12	Maryland (1/-)	CHAR	W	102-66
M13	Virginia (1/-)	CHAR	W	74-56
M14	Ga. Tech (1/-)	CHAR	L	75-77
<b>NCAA East Regional</b>				
M18	E. Carolina (4/-)	W-S	W	85-65
M20	Rhode Island (4/-)	W-S	W	112-67
M26	Arkansas (4/12)	ERNJ	W	80-74
M28	Cincinnati (4/7)	ERNJ	W*	75-68
<b>NCAA Final Four</b>				
A3	Kansas (4/9)	NO	W	78-68
A5	Michigan (4/3)	NO	W	77-71

**Monogram Winners:** Dante Calabria, Scott Cherry, Larry Davis, Ed Geth, George Lynch, Eric Montross, Derrick Phelps, Brian Reese, Henrik Rodl, Kevin Salvadori, Travis Stephenson, Pat Sullivan, Matt Wenstrom, Donald Williams

\*indicates overtime period



# 2005 NCAA CHAMPIONS

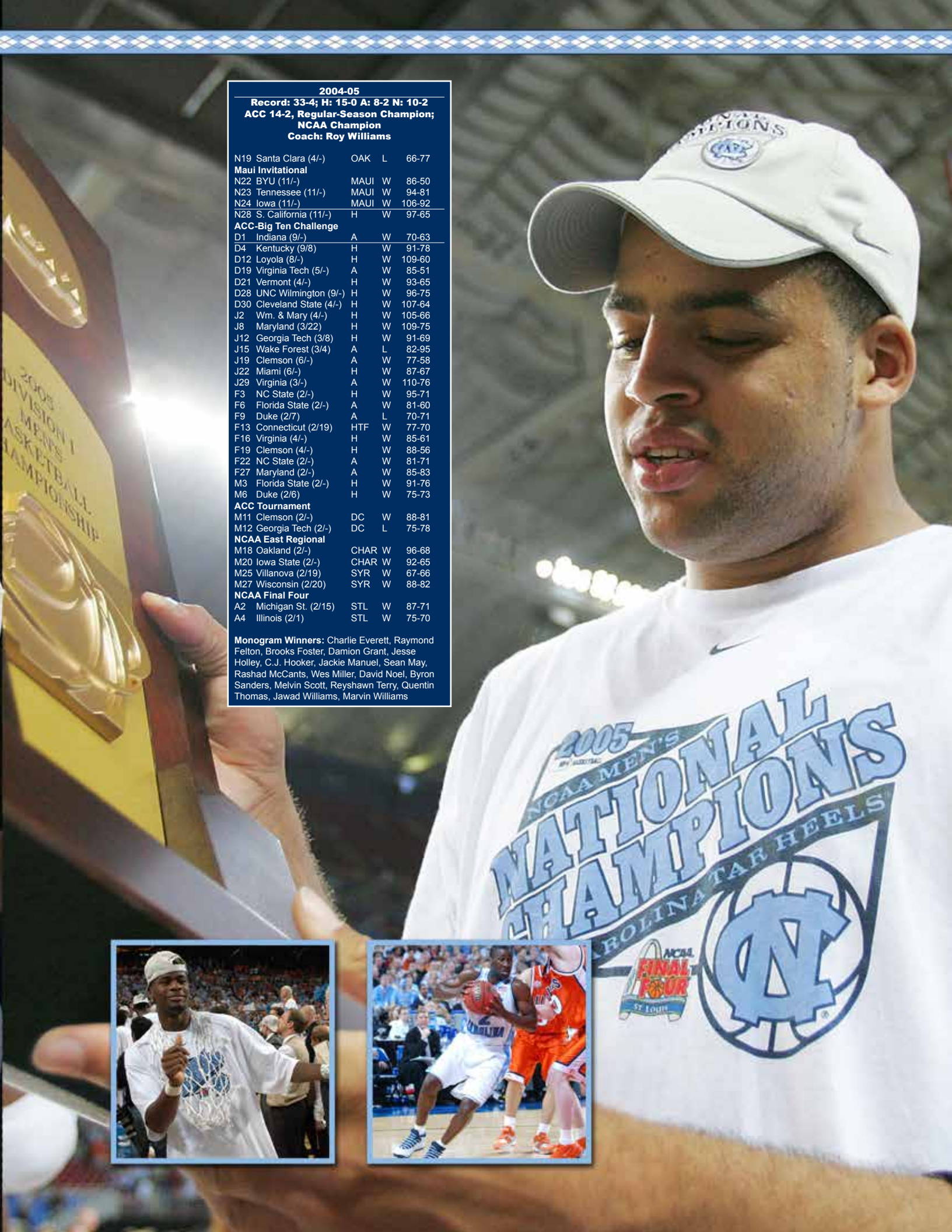


**2004-05**

**Record: 33-4; H: 15-0 A: 8-2 N: 10-2**  
**ACC 14-2, Regular-Season Champion;**  
**NCAA Champion**  
**Coach: Roy Williams**

N19 Santa Clara (4/-)	OAK	L	66-77
<b>Maui Invitational</b>			
N22 BYU (11/-)	MAUI	W	86-50
N23 Tennessee (11/-)	MAUI	W	94-81
N24 Iowa (11/-)	MAUI	W	106-92
N28 S. California (11/-)	H	W	97-65
<b>ACC-Big Ten Challenge</b>			
D1 Indiana (9/-)	A	W	70-63
D4 Kentucky (9/8)	H	W	91-78
D12 Loyola (8/-)	H	W	109-60
D19 Virginia Tech (5/-)	A	W	85-51
D21 Vermont (4/-)	H	W	93-65
D28 UNC Wilmington (9/-)	H	W	96-75
D30 Cleveland State (4/-)	H	W	107-64
J2 Wm. & Mary (4/-)	H	W	105-66
J8 Maryland (3/22)	H	W	109-75
J12 Georgia Tech (3/8)	H	W	91-69
J15 Wake Forest (3/4)	A	L	82-95
J19 Clemson (6/-)	A	W	77-58
J22 Miami (6/-)	H	W	87-67
J29 Virginia (3/-)	A	W	110-76
F3 NC State (2/-)	H	W	95-71
F6 Florida State (2/-)	A	W	81-60
F9 Duke (2/7)	A	L	70-71
F13 Connecticut (2/19)	HTF	W	77-70
F16 Virginia (4/-)	H	W	85-61
F19 Clemson (4/-)	H	W	88-56
F22 NC State (2/-)	A	W	81-71
F27 Maryland (2/-)	A	W	85-83
M3 Florida State (2/-)	H	W	91-76
M6 Duke (2/6)	H	W	75-73
<b>ACC Tournament</b>			
M11 Clemson (2/-)	DC	W	88-81
M12 Georgia Tech (2/-)	DC	L	75-78
<b>NCAA East Regional</b>			
M18 Oakland (2/-)	CHAR	W	96-68
M20 Iowa State (2/-)	CHAR	W	92-65
M25 Villanova (2/19)	SYR	W	67-66
M27 Wisconsin (2/20)	SYR	W	88-82
<b>NCAA Final Four</b>			
A2 Michigan St. (2/15)	STL	W	87-71
A4 Illinois (2/1)	STL	W	75-70

**Monogram Winners:** Charlie Everett, Raymond Felton, Brooks Foster, Damion Grant, Jesse Holley, C.J. Hooker, Jackie Manuel, Sean May, Rashad McCants, Wes Miller, David Noel, Byron Sanders, Melvin Scott, Reyshawn Terry, Quentin Thomas, Jawad Williams, Marvin Williams



# 2009 NCAA CHAMPIONS





**2008-09**  
**Record: 34-4; H: 14-1 A: 8-2 N: 12-1**  
**ACC 13-3, 1st Place;**  
**NCAA Champion**  
**Coach: Roy Williams**

N15 Penn (1/-)	H	W	86-71
N18 Kentucky (1/-)	H	W	77-58
N21 UC Santa Barbara (1/-)A	W		84-67
<b>Maui Invitational</b>			
N24 Chaminade (1/-)	MAUI	W	115-70
N25 Oregon (1/-)	MAUI	W	98-69
N26 Notre Dame (1/8)	MAUI	W	102-87
N30 UNC Asheville (1/-)	H	W	116-48
<b>ACC-Big Ten Challenge</b>			
D3 Michigan State (1/13)	DET	W	98-63
D13 Oral Roberts (1/-)	H	W	100-84
D18 Evansville (1/-)	H	W	91-73
D20 Valparaiso (1/-)	CHI	W	85-63
D28 Rutgers (1/-)	H	W	97-75
D31 Nevada (1/-)	A	W	84-61
J4 Boston College (1/-)	H	L	78-85
J7 Coll of Charleston (1/-)H	W		108-70
J11 Wake Forest (3/4)	A	L	89-92
J15 Virginia (5/-)	A	W	83-61
J17 Miami (5/-)	H	W	82-65
J21 Clemson (5/10)	H	W	94-70
J28 Florida State (5/-)	A	W	80-77
J31 NC State (5/-)	A	W	93-76
F3 Maryland (3/-)	H	W	108-91
F7 Virginia (3/-)	H	W	76-61
F11 Duke (3/6)	A	W	101-87
F15 Miami (3/-)	A	W	69-65
F18 NC State (3/-)	H	W	89-80
F21 Maryland (3/-)	A	L*	85-88
F28 Georgia Tech (4/-)	H	W	104-74
M4 Virginia Tech (2/-)	A	W	86-78
M8 Duke (2/7)	H	W	79-71
<b>ACC Tournament</b>			
M13 Virginia Tech (1/-)	ATL	W	79-76
M14 Florida State (1/22)	ATL	L	70-73
<b>NCAA South Regional</b>			
M19 Radford (2/-)	GBO	W	101-58
M21 LSU (2/21)	GBO	W	84-70
M27 Gonzaga (2/10)	MEM	W	98-77
M29 Oklahoma (2/8)	MEM	W	72-60
<b>NCAA Final Four</b>			
A4 Villanova (2/11)	DET	W	83-69
A6 Michigan State (2/7)	DET	W	89-72

**Monogram Winners:** Marc Campbell, Mike Copeland, Ed Davis, Larry Drew II, Wayne Ellington, Bobby Frasor, Marcus Ginyard, Will Graves, Danny Green, Tyler Hansbrough, Ty Lawson, Patrick Moody, J.B. Tanner, Deon Thompson, Justin Watts, Jack Wooten, Tyler Zeller

\*indicates overtime period



# NCAA TOURNAMENT HISTORY

Allen Dean Steele/Daily Tar Heel

## NCAA TOURNAMENT RECORDS

### ALL-TIME APPEARANCES

Team	No.
Kentucky	53
<b>North Carolina</b>	<b>45</b>
UCLA	44
Kansas	43
Louisville	40

### ALL-TIME CONSECUTIVE APPEARANCES

Team	No.
<b>North Carolina, 1975-2001</b>	<b>27</b>
Kansas, 1990-present	25
Duke, 1996-present	19
Indiana, 1986-2003	18
Kentucky, 1992-2008	17

### ALL-TIME TOURNAMENT GAMES

Team	No.
Kentucky	163
<b>North Carolina</b>	<b>153</b>
Kansas	138
UCLA	134
Duke	133

### ALL-TIME TOURNAMENT WINS

Team	No.
Kentucky	116
<b>North Carolina</b>	<b>110</b>
Duke	99
UCLA	97
Kansas	96

### TOURNAMENT WINNING PERCENTAGE

Team	Pct. (Record)
Duke	.744 (99-34)
UCLA	.724 (97-37)
Florida	.722 (39-15)
<b>North Carolina</b>	<b>.719 (110-44)</b>
Kentucky	.712 (116-47)

## 1982 NCAA champions



## 1957 NCAA champions



Getty Images

## CAROLINA'S NCAA TOURNAMENT SUCCESS

### NCAA Tournament Appearances (45)

1941, 1946, 1957, 1959, 1967, 1968, 1969, 1972, 1975, 1976, 1977, 1978, 1979, 1980, 1981, 1982, 1983, 1984, 1985, 1986, 1987, 1988, 1989, 1990, 1991, 1992, 1993, 1994, 1995, 1996, 1997, 1998, 1999, 2000, 2001, 2004, 2005, 2006, 2007, 2008, 2009, 2011, 2012, 2013, 2014

### NCAA Championships (5)

1957, 1982, 1993, 2005, 2009

### NCAA Championship Game Appearances (9)

1946, 1957, 1968, 1977, 1981, 1982, 1993, 2005, 2009

### NCAA Final Four Appearances (18)

1946, 1957, 1967, 1968, 1969, 1972, 1977, 1981, 1982, 1991, 1993, 1995, 1997, 1998, 2000, 2005, 2008, 2009

### NCAA Regional Final Appearances (26)

1941, 1946, 1957, 1967, 1968, 1969, 1972, 1977, 1981, 1982, 1983, 1985, 1987, 1988, 1991, 1993, 1995, 1997, 1998, 2000, 2005, 2007, 2008, 2009, 2011, 2012

### NCAA Sweet 16 Appearances (31)

1946, 1957, 1967, 1968, 1969, 1972, 1975, 1977, 1981, 1982, 1983, 1984, 1985, 1986, 1987, 1988, 1989, 1990, 1991, 1992, 1993, 1995, 1997, 1998, 2000, 2005, 2007, 2008, 2009, 2011, 2012



## 2009 NCAA champions





Jeffrey Camarati

FINAL FOURS	
North Carolina	18
UCLA	17
Kentucky	16
Duke	15
Kansas	14

NCAA CHAMPIONSHIPS	
UCLA	11
Kentucky	8
<b>North Carolina</b>	<b>5</b>
Indiana	5
Duke	4
Louisville	3
Connecticut	4
Kansas	3
Cincinnati	2
Michigan State	2
NC State	2
Oklahoma State	2
San Francisco	2
Florida	2



**Shammond Williams**  
**1997**  
**Final Four**

Hugh Morton



**The Tar Heels hoist the 1993 NCAA championship trophy.**



**The 1977 team reached the NCAA championship game.**

**MOST NO. 1 SEEDS IN NCAA HISTORY**

- Carolina has been an NCAA Tournament No. 1 seed 14 times, including five times under head coach Roy Williams.
- The Tar Heels have more No. 1 seeds (14) than any team in NCAA Tournament history (Duke is second with 12).
- UNC earned a No. 1 seed in 1979, 1982, 1984, 1987, 1991, 1993, 1994, 1997, 1998, 2005, 2007, 2008, 2009 and 2012.
- The Tar Heels have advanced to the Final Four eight times as a top seed.
- The Tar Heels won the national championship as a No. 1 seed in 1982, 1993, 2005 and 2009 and also reached the Final Four as a No. 1 seed in 1991, 1997, 1998 and 2008.
- Roy Williams has led teams to No. 1 seeds 10 times, the second-highest total of any coach. Duke's Mike Krzyzewski is first with 12; Dean Smith is third with eight.
- Carolina has beaten a No. 1 seed seven times, tied for the third-most wins over No. 1 seeds in NCAA Tournament history.

# NCAA TOURNAMENT HISTORY

## CAROLINA VS. OPPONENTS IN THE NCAA TOURNAMENT

Opponent	Record	Last Time	Opponent	Record	Time
Air Force	1-0	2004	Mount St. Mary's	1-0	2008
Alabama-Birmingham	1-0	1986	Murray State	2-0	2006
Alabama	2-1	1992	Navy	1-1	1998
Arizona	0-2	1997	New Mexico State	1-0	1975
Arkansas	2-2	2008	New Orleans	1-0	1996
Auburn	1-0	1985	New York	1-0	1946
Boston College	2-1	1994	North Texas	1-0	1988
California	1-0	1997	Northeastern	1-0	1991
Canisius	1-0	1957	Notre Dame	3-0	1987
Charlotte	1-0	1998	Oakland	1-0	2005
Cincinnati	1-0	1993	Ohio	1-0	2012
Colorado	1-0	1997	Ohio State	3-1	1992
Connecticut	1-0	1998	Oklahoma	2-0	2009
Creighton	1-0	2012	Oklahoma A&M	0-1	1946
Dartmouth	0-1	1941	Pennsylvania	2-1	1987
Davidson	2-0	1969	Penn State	0-1	2001
Dayton	0-1	1967	Pittsburgh	1-1	1981
Drake	0-1	1969	Princeton	2-0	2001
Duquesne	1-0	1969	Providence	1-0	2014
East Carolina	1-0	1993	Purdue	1-1	1977
Eastern Kentucky	1-0	2007	Radford	1-0	2009
Eastern Michigan	1-0	1991	Rhode Island	1-0	1993
Fairfield	1-0	1997	San Francisco	0-1	1978
Florida	0-1	2000	South Carolina	1-0	1972
Florida State	0-1	1972	Southern	1-0	1989
George Mason	0-1	2006	St. Bonaventure	1-0	1968
Georgetown	2-1	2007	SW Missouri St.	1-0	1990
Georgia	0-1	1983	Stanford	1-0	2000
Gonzaga	1-0	2009	Syracuse	1-2	1987
Houston	1-1	1992	Temple	2-0	1991
Illinois	1-0	2005	Tennessee	1-0	2000
Indiana	0-2	1984	Texas	0-1	2004
Iowa State	2-1	2014	Texas A&M	0-1	1980
James Madison	2-0	1983	Texas Tech	0-1	1996
Kansas	2-4	2013	Tulsa	1-0	2000
Kansas State	1-0	1981	UCLA	1-1	1989
Kentucky	2-1	2011	UNLV	1-0	1977
Liberty	1-0	1994	USC	1-0	2007
Long Island	1-0	2011	Utah	2-1	1998
LSU	1-0	2009	Vermont	1-0	2012
Louisville	3-1	2008	Villanova	5-1	2013
Loyola Marymount	1-0	1988	Virginia	1-0	1981
Marquette	1-1	2011	Washington	1-0	2011
Miami (Ohio)	1-0	1992	Washington State	1-0	2008
Michigan	3-1	1993	Weber State	0-1	1999
Michigan State	5-0	2009	Wisconsin	1-0	2005
Middle Tennessee St	1-0	1985	Yale	1-0	1957
Missouri	1-0	2000	<b>Total</b>	<b>110-43 (.719)</b>	

## HOW UNC PERFORMS

(by seed)

Seed	W-L	Year(s)
1	50-10	1979, 1982, 1984, 1987, 1991, 1993, 1994, 1997, 1998, 2005, 2007, 2008, 2009, 2012
2	22-8	1981, 1983, 1985, 1988, 1989, 1995, 2001, 2011
3	3-4	1980, 1986, 1999, 2006
4	2-1	1992
6	3-3	1996, 2004, 2014
8	7-3	1990, 2000, 2013

## UNC VS. SEEDS

IN NCAA TOURNAMENT PLAY

Seed	W-L	Last Faced (opponent)
1	7-4	2013 (Kansas)
2	5-6	2012 (Kansas)
3	6-6	2014 (Iowa State)
4	6-5	2011 (Kentucky)
5	6-1	2007 (USC)
6	5-1	2005 (Wisconsin)
7	5-1	2011 (Washington)
8	6-1	2012 (Creighton)
9	10-2	2013 (Villanova)
10	4-0	1991 (Temple)
11	5-1	2014 (Providence)
12	1-0	1991 (Eastern Michigan)
13	2-0	2012 (Ohio)
14	2-1	2006 (Murray State)
15	6-0	2011 (Long Island)
16	11-0	2012 (Vermont)

## UNC'S WON-LOSS RECORD AT NCAA TOURNAMENT SITES

Site	Record	Last
Atlanta, Ga.	3-2	1989
Austin, Texas	4-0	2000
Birmingham, Ala.	5-1	2000
Charlotte, N.C.	11-0	2011
Cincinnati, Ohio	2-0	1992
Cincinnati, Ohio	2-0	1992
College Park, Md.	6-0	1977
Dallas, Texas	0-1	1990
Dayton, Ohio	1-2	2006
Denton, Texas	0-1	1980
Denver, Colo.	1-1	2004
Detroit, Mich.	2-0	2009
East Rutherford, N.J.	6-2	2007
El Paso, Texas	1-0	1981
Greensboro, N.C.	7-0	2012
Hartford, Conn.	2-0	1998
Houston, Texas	0-1	1986
Indianapolis, Ind.	0-3	2000
Kansas City, Mo.	3-1	2013
Landover, Md.	1-1	1994
Lexington, Ky.	0-2	1992
Los Angeles, Calif.	2-2	1972
Louisville, Ky.	0-4	1969
Madison, Wis.	0-2	1941
Memphis, Tenn.	2-0	2009
Morgantown, W.Va.	2-0	1972
Newark, N.J.	1-1	2011
New Orleans, La.	5-1	2001
New York, N.Y.	3-2	1959
Ogden, Utah	2-0	1986
Philadelphia, Pa.	3-1	1981
Providence, R.I.	1-1	1975
Raleigh, N.C.	7-1	2008
Richmond, Va.	1-1	1996
St. Louis, Mo.	3-1	2012
Salt Lake City, Utah	4-0	1988
San Antonio, Texas	1-3	2014
Seattle, Wash.	1-3	1999
South Bend, Ind.	2-0	1985
Syracuse, N.Y.	7-1	2005
Tallahassee, Fla.	2-0	1995
Tempe, Ariz.	0-1	1978
Winston Salem, N.C.	6-0	2007
<b>Total</b>	<b>110-43 (.719)</b>	

## 1957 NCAA champions



## NCAA TOURNAMENT RESULTS

YEAR	DATE	ROUND	OPPONENT (Seeds)	W/L	SCORE	SITE	ARENA
<b>Head Coach: Bill Lange (NCAA Tournament Record at UNC– 0-2)</b>							
1941	March 21	East Semifinal	Pittsburgh	L	20-26	Madison, Wis.	Wisconsin Field House
1941	March 22	East Consolation	Dartmouth	L	59-60	Madison, Wis.	Wisconsin Field House
<b>Head Coach: Ben Carnevale (NCAA Tournament Record at UNC– 2-1)</b>							
1946	March 21	East Semifinal	NYU	W	57-49	New York, N.Y.	Madison Square Garden
1946	March 23	FF- East Final	Ohio State	W (ot)	60-57	New York, N.Y.	Madison Square Garden
1946	March 26	FF- National Championship	Oklahoma A&M	L	40-43	New York, N.Y.	Madison Square Garden
<b>Head Coach: Frank McGuire (NCAA Tournament record at UNC– 5-1)</b>							
1957	March 12	East First	Yale	W	90-74	New York, N.Y.	Madison Square Garden
1957	March 15	East Semifinal	Canisius	W	87-75	Philadelphia, Pa.	Palestra
1957	March 16	East Final	Syracuse	W	67-58	Philadelphia, Pa.	Palestra
1957	March 22	FF- National Semifinal	Michigan State	W (3ot)	74-70	Kansas City, Mo.	Municipal Auditorium
1957	March 23	FF- National Championship	Kansas	W (3ot)	54-53	Kansas City, Mo.	Municipal Auditorium
1959	March 10	East First Round	Navy	L	63-76	New York, N.Y.	Madison Square Garden
<b>Head Coach: Dean Smith (NCAA Tournament Record at UNC– 65-27)</b>							
1967	March 17	East Semifinal	Princeton	W (ot)	78-70	College Park, Md.	Cole Field House
1967	March 18	East Final	Boston College	W	96-80	College Park, Md.	Cole Field House
1967	March 24	FF- National Semifinal	Dayton	L	62-76	Louisville, Ky.	Freedom Hall
1967	March 25	FF- National Consolation	Houston	L	62-84	Louisville, Ky.	Freedom Hall
1968	March 15	East Semifinal	St. Bonaventure	W	91-72	Raleigh, N.C.	Reynolds Coliseum
1968	March 16	East Final	Davidson	W	70-66	Raleigh, N.C.	Reynolds Coliseum
1968	March 22	FF- National Semifinal	Ohio State	W	80-66	Los Angeles, Calif.	Sports Arena
1968	March 23	FF- National Championship	UCLA	L	55-78	Los Angeles, Calif.	Sports Arena
1969	March 13	East Semifinal	Duquesne	W	79-78	College Park, Md.	Cole Field House
1969	March 15	East Final	Davidson	W	87-85	College Park, Md.	Cole Field House
1969	March 20	FF- National Semifinal	Purdue	L	65-92	Louisville, Ky.	Freedom Hall
1969	March 22	FF- National Consolation	Drake	L	84-104	Louisville, Ky.	Freedom Hall
1972	March 16	East Semifinal	South Carolina	W	92-69	Morgantown, W. Va.	WVU Coliseum
1972	March 18	East Final	Penn	W	73-59	Morgantown, W. Va.	WVU Coliseum
1972	March 23	FF- National Semifinal	Florida State	L	75-79	Los Angeles, Calif.	Sports Arena
1972	March 25	FF- National Consolation	Louisville	W	105-91	Los Angeles, Calif.	Sports Arena
1975	March 15	East First	New Mexico State	W	93-69	Charlotte, N.C.	Charlotte Coliseum
1975	March 20	East Semifinal	Syracuse	L	76-78	Providence, R.I.	Providence Civic Center
1975	March 22	East Consolation	Boston College	W	110-90	Providence, R.I.	Providence Civic Center
1976	March 13	Mideast First	Alabama	L	64-79	Dayton, Ohio	Univ. of Dayton Arena
1977	March 12	East First	Purdue	W	69-66	Raleigh, N.C.	Reynolds Coliseum
1977	March 17	East Semifinal	Notre Dame	W	79-77	College Park, Md.	Cole Field House
1977	March 19	East Final	Kentucky	W	79-72	College Park, Md.	Cole Field House
1977	March 26	FF- National Semifinal	UNLV	W	84-83	Atlanta, Ga.	Omni
1977	March 28	FF- National Championship	Marquette	L	59-67	Atlanta, Ga.	Omni
1978	March 11	West Second	San Francisco	L	64-68	Tempe, Ariz.	Univ. Activities Center
1979	March 11	East Second	Penn (1/9)	L	71-72	Raleigh, N.C.	Reynolds Coliseum
1980	March 9	Midwest Second	Texas A&M (3/6)	L (2ot)	61-78	Denton, Texas	NTSU Coliseum
1981	March 15	West Second	Pittsburgh (2/10)	W	74-57	El Paso, Texas	Special Events Center
1981	March 19	West Semifinal	Utah (2/3)	W	61-56	Salt Lake City, Utah	Special Events Center
1981	March 21	West Final	Kansas State (2/8)	W	82-68	Salt Lake City, Utah	Special Events Center
1981	March 28	FF- National Semifinal	Virginia (2/1)	W	78-65	Philadelphia, Pa.	Spectrum
1981	March 30	FF- National Championship	Indiana (2/3)	L	50-63	Philadelphia, Pa.	Spectrum
1982	March 13	East Second	James Madison (1/9)	W	52-50	Charlotte, N.C.	Charlotte Coliseum
1982	March 19	East Semifinal	Alabama (1/4)	W	74-69	Raleigh, N.C.	Reynolds Coliseum
1982	March 21	East Final	Villanova (1/3)	W	70-60	Raleigh, N.C.	Reynolds Coliseum
1982	March 27	FF- National Semifinal	Houston (1/6)	W	68-63	New Orleans, La.	Superdome
1982	March 29	FF- National Championship	Georgetown (1/1)	W	63-62	New Orleans, La.	Superdome
1983	March 19	East Second	James Madison (2/10)	W	68-49	Greensboro, N.C.	Greensboro Coliseum
1983	March 25	East Semifinal	Ohio State (2/3)	W	64-51	Syracuse, N.Y.	Carrier Dome
1983	March 27	East Final	Georgia (2/4)	L	77-82	Syracuse, N.Y.	Carrier Dome
1984	March 17	East Second	Temple (1/8)	W	77-66	Charlotte, N.C.	Charlotte Coliseum
1984	March 22	East Semifinal	Indiana (1/4)	L	68-72	Atlanta, Ga.	Omni
1985	March 14	Southeast First	Middle Tennessee State (2/15)	W	76-57	South Bend, Ind.	Joyce Athletic Center
1985	March 16	Southeast Second	Notre Dame (2/7)	W	60-58	South Bend, Ind.	Joyce Athletic Center
1985	March 22	Southeast Semifinal	Auburn (2/11)	W	62-56	Birmingham, Ala.	Jefferson Coliseum
1985	March 24	Southeast Final	Villanova (2/8)	L	44-56	Birmingham, Ala.	Jefferson Coliseum
1986	March 13	West First	Utah (3/14)	W	84-72	Ogden, Utah	Dee Events Center
1986	March 15	West Second	Alabama-Birmingham (3/6)	W	77-59	Ogden, Utah	Dee Events Center
1986	March 20	West Semifinal	Louisville (3/2)	L	79-94	Houston, Texas	Summit
1987	March 12	East First	Penn (1/16)	W	113-82	Charlotte, N.C.	Charlotte Coliseum
1987	March 14	East Second	Michigan (1/9)	W	109-97	Charlotte, N.C.	Charlotte Coliseum
1987	March 19	East Semifinal	Notre Dame (1/5)	W	74-68	East Rutherford, N.J.	Meadowlands
1987	March 21	East Final	Syracuse (1/2)	L	75-79	East Rutherford, N.J.	Meadowlands
1988	March 17	West First	North Texas State (2/15)	W	83-65	Salt Lake City, Utah	Huntsman Center
1988	March 19	West Second	Loyola Marymount (2/10)	W	123-97	Salt Lake City, Utah	Huntsman Center
1988	March 25	West Semifinal	Michigan (2/3)	W	78-69	Seattle, Wash.	Kingdome
1988	March 27	West Final	Arizona (2/1)	L	52-70	Seattle, Wash.	Kingdome

# NCAA TOURNAMENT RESULTS

YEAR	DATE	ROUND	OPPONENT (Seeds)	W/L	SCORE	SITE	ARENA
1989	March 17	Southeast First	Southern (2/15)	W	93-79	Atlanta, Ga.	Omni
1989	March 19	Southeast Second	UCLA (2/7)	W	88-81	Atlanta, Ga.	Omni
1989	March 23	Southeast Semifinal	Michigan (2/3)	L	87-92	Lexington, Ky.	Rupp Arena
1990	March 15	Midwest First	SW Missouri State (8/9)	W	83-70	Austin, Texas	Erwin Center
1990	March 17	Midwest Second	Oklahoma (8/1)	W	79-77	Austin, Texas	Erwin Center
1990	March 22	Midwest Semifinal	Arkansas (8/4)	L	73-96	Dallas, Texas	Reunion Arena
1991	March 15	East First	Northeastern (1/16)	W	101-66	Syracuse, N.Y.	Carrier Dome
1991	March 17	East Second	Villanova (1/9)	W	84-69	Syracuse, N.Y.	Carrier Dome
1991	March 22	East Semifinal	Eastern Michigan (1/12)	W	93-67	East Rutherford, N.J.	Meadowlands
1991	March 24	East Final	Temple (1/10)	W	75-72	East Rutherford, N.J.	Meadowlands
1991	March 30	FF- National Semifinal	Kansas (1/3)	L	73-79	Indianapolis, Ind.	Hoosier Dome
1992	March 19	Southeast First	Miami (Ohio) (4/13)	W	68-63	Cincinnati, Ohio	Riverfront Coliseum
1992	March 21	Southeast Second	Alabama (4/5)	W	64-55	Cincinnati, Ohio	Riverfront Coliseum
1992	March 27	Southeast Semifinal	Ohio State (4/1)	L	73-80	Lexington, Ky.	Rupp Arena
1993	March 18	East First	East Carolina (1/16)	W	85-65	Winston-Salem, N.C.	Joel Coliseum
1993	March 20	East Second	Rhode Island (1/8)	W	112-67	Winston-Salem, N.C.	Joel Coliseum
1993	March 26	East Semifinal	Arkansas (1/4)	W	80-74	East Rutherford, N.J.	Meadowlands
1993	March 28	East Final	Cincinnati (1/2)	W (ot)	75-68	East Rutherford, N.J.	Meadowlands
1993	April 3	FF- National Semifinal	Kansas (1/2)	W	78-68	New Orleans, La.	Superdome
1993	April 5	FF- National Championship	Michigan (1/1)	W	77-71	New Orleans, La.	Superdome
1994	March 18	East First	Liberty (1/16)	W	71-51	Landover, Md.	US Air Arena
1994	March 20	East Second	Boston College (1/9)	L	72-75	Landover, Md.	US Air Arena
1995	March 17	Southeast First	Murray State (2/15)	W	80-70	Tallahassee, Fla.	Leon County CC
1995	March 19	Southeast Second	Iowa State (2/7)	W	73-51	Tallahassee, Fla.	Leon County CC
1995	March 23	Southeast Semifinal	Georgetown (2/6)	W	74-64	Birmingham, Ala.	Jefferson Civic Center
1995	March 25	Southeast Final	Kentucky (2/1)	W	74-61	Birmingham, Ala.	Jefferson Civic Center
1995	April 1	FF- National Semifinal	Arkansas (2/2)	L	68-75	Seattle, Wash.	Kingdome
1996	March 15	East First	New Orleans (6/11)	W	83-62	Richmond, Va.	Richmond Coliseum
1996	March 17	East Second	Texas Tech (6/3)	L	73-92	Richmond, Va.	Richmond Coliseum
1997	March 13	East First	Fairfield (1/16)	W	82-74	Winston-Salem, N.C.	Joel Coliseum
1997	March 15	East Second	Colorado (1/9)	W	73-56	Winston-Salem, N.C.	Joel Coliseum
1997	March 21	East Semifinal	California (1/5)	W	63-57	Syracuse, N.Y.	Carrier Dome
1997	March 23	East Final	Louisville (1/6)	W	97-74	Syracuse, N.Y.	Carrier Dome
1997	March 29	FF- National Semifinal	Arizona (1/4)	L	58-66	Indianapolis, Ind.	RCA Dome

**Head Coach: Bill Guthridge (NCAA Tournament Record at UNC- 8-3)**

1998	March 12	East First	Navy (1/16)	W	88-52	Hartford, Conn.	Hartford Civic Center
1998	March 14	East Second	UNC Charlotte (1/8)	W (ot)	93-83	Hartford, Conn.	Hartford Civic Center
1998	March 19	East Semifinal	Michigan State (1/4)	W	73-58	Greensboro, N.C.	Greensboro Coliseum
1998	March 21	East Final	Connecticut (1/2)	W	75-64	Greensboro, N.C.	Greensboro Coliseum
1998	March 28	FF- National Semifinal	Utah (1/2)	L	59-66	San Antonio, Texas	Alamodome
1999	March 11	West First	Weber State (3/14)	L	74-76	Seattle, Wash.	Key Arena
2000	March 17	South First	Missouri (8/9)	W	84-70	Birmingham, Ala.	Jefferson Civic Center
2000	March 19	South Second	Stanford (8/1)	W	60-53	Birmingham, Ala.	Jefferson Civic Center
2000	March 24	South Semifinal	Tennessee (8/4)	W	74-69	Austin, Texas	Erwin Center
2000	March 26	South Final	Tulsa (8/7)	W	59-55	Austin, Texas	Erwin Center
2000	April 3	FF- National Semifinal	Florida (8/5)	L	59-71	Indianapolis, Ind.	RCA Dome

Rich Clarkson




**Dean Smith led the Tar Heels to three straight Final Fours in 1967-68-69.**

Hugh Morton



**Seniors Jimmy Black and Chris Brust celebrate the 1982 NCAA championship.**

Hugh Morton



**Rick Fox and the 1991 Tar Heels reached one of Dean Smith's 11 Final Fours.**



**Eric Montross goes up for a basket in the 1993 NCAA title game win over Michigan.**

# NCAA TOURNAMENT RESULTS

**Head Coach: Matt Doherty (NCAA Tournament Record at UNC– 1-1)**

2001	March 16	South First	Princeton (2/15)	W	70-48	New Orleans, La.	Superdome
2001	March 18	South Second	Penn State (2/7)	L	74-82	New Orleans, La.	Superdome

**Head Coach: Roy Williams (NCAA Tournament Record at UNC– 29-8)**

2004	March 18	South First	Air Force (6/11)	W	63-52	Denver, Colo.	Pepsi Center
2004	March 20	South Second	Texas (6/3)	L	75-78	Denver, Colo.	Pepsi Center
2005	March 18	East First	Oakland (Mich.) (1/16)	W	96-68	Charlotte, N.C.	Charlotte Coliseum
2005	March 20	East Second	Iowa State (1/8)	W	92-65	Charlotte, N.C.	Charlotte Coliseum
2005	March 25	East Semifinal	Villanova (1/5)	W	67-66	Syracuse, N.Y.	Carrier Dome
2005	March 27	East Final	Wisconsin (1/6)	W	88-82	Syracuse, N.Y.	Carrier Dome
2005	April 2	FF- National Semifinal	Michigan State (1/5)	W	87-71	St. Louis, Mo.	Edward Jones Dome
2005	April 4	FF- National Championship	Illinois (1/1)	W	75-70	St. Louis, Mo.	Edward Jones Dome
2006	March 17	East First	Murray State (3/14)	W	69-65	Dayton, Ohio	Univ. of Dayton Arena
2006	March 19	East Second	George Mason (3/11)	L	60-65	Dayton, Ohio	Univ. of Dayton Arena
2007	March 15	East First	Eastern Kentucky (1/16)	W	86-65	Winston-Salem, N.C.	Joel Coliseum
2007	March 17	East Second	Michigan State (1/9)	W	81-67	Winston-Salem, N.C.	Joel Coliseum
2007	March 23	East Semifinal	Southern California (1/5)	W	74-64	East Rutherford, N.J.	Meadowlands
2007	March 25	East Final	Georgetown (1/2)	L (ot)	84-96	East Rutherford, N.J.	Meadowlands
2008	March 21	East First	Mount St. Mary's (1/16)	W	113-74	Raleigh, N.C.	RBC Center
2008	March 23	East Second	Arkansas (1/9)	W	108-77	Raleigh, N.C.	RBC Center
2008	March 27	East Semifinal	Washington State (1/4)	W	68-47	Charlotte, N.C.	Bobcats Arena
2008	March 29	East Final	Louisville (1/3)	W	83-73	Charlotte, N.C.	Bobcats Arena
2008	April 5	FF- National Semifinal	Kansas (1/1)	L	66-84	San Antonio, Texas	Alamodome
2009	March 19	South First	Radford (1/16)	W	101-58	Greensboro, N.C.	Greensboro Coliseum
2009	March 21	South Second	LSU (1/8)	W	84-70	Greensboro, N.C.	Greensboro Coliseum
2009	March 27	South Semifinal	Gonzaga (1/4)	W	98-77	Memphis, Tenn.	FedExForum
2009	March 29	South Final	Oklahoma (1/2)	W	72-60	Memphis, Tenn.	FedExForum
2009	April 4	FF- National Semifinal	Villanova (1/3)	W	83-69	Detroit, Mich.	Ford Field
2009	April 6	FF-National Championship	Michigan State (1/2)	W	89-72	Detroit, Mich.	Ford Field
2011	March 18	East Second	Long Island University (2/15)	W	102-87	Charlotte, N.C.	Time Warner Cable Arena
2011	March 20	East Third	Washington (2/7)	W	86-83	Charlotte, N.C.	Time Warner Cable Arena
2011	March 25	East Semifinal	Marquette (2/11)	W	81-63	Newark, N.J.	Prudential Center
2011	March 27	East Final	Kentucky (2/4)	L	69-76	Newark, N.J.	Prudential Center
2012	March 16	Midwest Second	Vermont (1/16)	W	77-58	Greensboro, N.C.	Greensboro Coliseum
2012	March 18	Midwest Third	Creighton (1/8)	W	87-73	Greensboro, N.C.	Greensboro Coliseum
2012	March 23	Midwest Semifinal	Ohio (1/13)	W (ot)	73-65	St. Louis, Mo.	Edward Jones Dome
2012	March 25	Midwest Final	Kansas (1/2)	L	67-80	St. Louis, Mo.	Edward Jones Dome
2013	March 22	South Second	Villanova (8/9)	W	78-71	Kansas City, Mo.	Sprint Center
2013	March 24	South Third	Kansas (8/1)	L	58-70	Kansas City, Mo.	Sprint Center
2014	March 21	East Second	Providence (6/11)	W	79-77	San Antonio, Texas	AT&T Center
2014	March 23	East Third	Iowa State (6/3)	L	83-85	San Antonio, Texas	AT&T Center

UNC seed is listed first

Tom Copeland/Greensboro News & Record



**Ed Cota (left) and Joseph Forte led No. 8 seed Carolina on a run to the 2000 Final Four.**

Bob Donnan



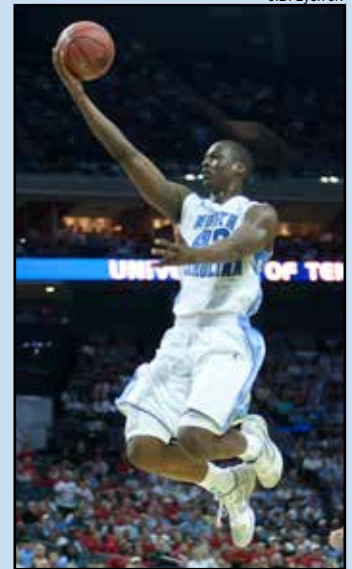
**Tyler Hansbrough and UNC beat Louisville to reach their 17th Final Four in 2008.**

Getty Images



**Ed Davis and the 2009 Tar Heels won the NCAA title.**

J.D. Lyon Jr.



**Harrison Barnes and the Tar Heels reached the 2011 and 2012 Elite Eights.**

# NCAA TOURNAMENT TEAM RECORDS

## Most Points

123 vs. Loyola Marymount, 1988 West 2nd  
113 vs. Mount St. Mary's, 2008 East 1st  
113 vs. Pennsylvania, 1987 East 1st

## Fewest Points

20 vs. Pittsburgh, 1941 East Semifinal  
40 vs. Oklahoma A&M, 1946 NCAA Final

## Most Points in a Half

65 vs. Loyola Marymount (1st), 1988 West 2nd  
62 vs. Rhode Island (2nd), 1993 East 2nd

## Fewest Points in a Half

8 vs. Pittsburgh (2nd half), 1941 East Semifinal  
12 vs. Pittsburgh (1st half), 1941 East Semifinal

## Largest Winning Margin

45 vs. Rhode Island (112-67), 1993 East 2nd  
43 vs. Radford (101-58), 2009 South 1st

## Largest Margin in a Loss

27 vs. Purdue (65-92), 1969 NCAA Semifinal  
23 vs. UCLA (55-78), 1968 NCAA Final  
23 vs. Arkansas (73-96), 1990 Midwest Semifinal

## Most Points, Both Teams Combined

220 – UNC 123, Loyola Marymount 97, 1988 West 2nd  
206 – UNC 109, Michigan 97, 1987 East 2nd

## Fewest Points, Both Teams Combined

46 – Pittsburgh 26, UNC 20, 1941 East Semifinal  
83 – Oklahoma A&M 43, UNC 40, 1946 NCAA Final

## Most Field Goals

49 vs. Loyola Marymount, 1988 West 2nd  
44 vs. Arkansas, 2008 East 2nd  
44 vs. Boston College, 1975 East 3rd Place

## Fewest Field Goals

13 vs. Oklahoma A&M, 1946 NCAA Final  
17 vs. Syracuse, 1957 East Final

## Most Field Goals Attempted

91 vs. Ohio State, 1946 East Final  
88 vs. Michigan State, 1957 NCAA Semifinal

## Fewest Field Goals Attempted

38 vs. James Madison, 1983 East 2nd  
38 vs. James Madison, 1982 East 2nd  
38 vs. Kentucky, 1977 East Final

## Highest Field Goal Percentage

79.0 vs. Loyola Marymount (49-62), 1988 West  
67.7 vs. Arkansas (44-65), 2008 East 2nd

## Lowest Field Goal Percentage

25.3 vs. Ohio State (23-91), 1946 East Final  
28.2 vs. Houston (24-85), 1967 NCAA 3rd Place

## Highest Field Goal Percentage in a Half (70 percent or higher)

.790 vs. Loyola Marymount, 1st half (23-30), 1988 West 2nd  
.781 vs. Loyola Marymount, 2nd half (25-32), 1988 West 2nd

## Lowest Field Goal Percentage in a Half

.226 vs. Kansas, 2nd half (7 of 31), 2012 Midwest Final  
.244 vs. Houston, 1st half (10 of 41), 1967 NCAA 3rd Place

## Most Three-Point Field Goals Made

12 vs. Oakland, 2005 Syracuse 1st  
11 on three occasions, most recently vs. Villanova, 2013 South 3rd

## Fewest Three-Point Field Goals Made

0 vs. Alabama, 1992 Southeast 2nd  
1 vs. Liberty, 1994 East 1st  
1 vs. Ohio State, 1992 Southeast Semifinal  
1 vs. Notre Dame, 1987 East Semifinal

## Most Three-Point Field Goal Attempts

30 vs. George Mason, 2006 East 2nd  
28 vs. Texas, 2004 South 2nd  
28 vs. Arkansas, 1995 NCAA Semifinal

## Fewest Three-Point Field Goal Attempts

6 vs. Liberty, 1994 East 1st  
6 vs. Alabama, 1992 Southeast 2nd  
6 vs. SW Missouri State, 1990 Midwest 1st

## Highest Three-Point FG Percentage (min. 7 attempts)

71.4 vs. Kansas (5-7), 1993 NCAA Semifinal  
70.0 vs. Oklahoma (7-10), 1990 Midwest 2nd

## Lowest Three-Point FG Percentage (min. 7 attempts)

11.8 vs. Kansas (2-17), 2012 Midwest Final  
12.5 vs. Ohio State (1-8), 1992 Southeast Semifinal

## Most Free Throws Made

33 on four occasions, most recently vs. Pennsylvania, 1987 East 1st  
32 vs. Princeton, 1967 East Semifinal

## Fewest Free Throws Made

2 vs. Utah, 1998 NCAA Semifinal  
4 vs. George Mason, 2006 East 2nd  
4 vs. Villanova, 1985 Southeast Final  
4 vs. San Francisco, 1978 West 2nd

## Most Free Throws Attempted

45 vs. Pennsylvania, 1987 East 1st  
45 vs. Syracuse, 1957 East Final  
44 vs. Louisville, 1972 NCAA 3rd Place

## Fewest Free Throws Attempted

4 vs. George Mason, 2006 East 2nd  
6 vs. San Francisco, 1978 West 2nd

## Highest Free Throw Percentage (min. 10 attempts)

93.8 vs. Oklahoma (15-16), 2009 South Final  
91.7 vs. Kentucky (33-36), 1977 East Final

## Lowest Free Throw Percentage (min. 10 attempts)

48.3 vs. Ohio State (14-29), 1946 East Final  
52.2 vs. James Madison (12-23), 1982 East 2nd

## Lowest Free Throw Percentage (min. 30 attempts)

59.5 vs. Villanova (22-37), 2009 NCAA Semifinal  
59.5 vs. Iowa State (22-37), 1995 Southeast 2nd

## Most Rebounds

64 vs. Princeton, 1967 East Semifinal  
63 vs. Ohio, 2012 Midwest Semifinal

## Fewest Rebounds

20 vs. James Madison, 1982 East 2nd  
21 vs. Notre Dame, 1987 East Semifinal

## Largest Rebound Margin

33 vs. Ohio (63-30), 2012 Midwest Semifinal  
26 vs. Mount St. Mary's (48-22), 2008 East 1st

## Most Personal Fouls

36 vs. Texas A&M, 1980 Midwest 2nd  
27 on three occasions, most recently vs. Kansas, 1991 NCAA Semifinal

## Fewest Personal Fouls

8 vs. Creighton, 2012 Midwest 3rd  
9 vs. Washington, 2011 East 3rd

## Most Assists

36 vs. Boston College, 1975 East 3rd Place  
36 vs. Loyola Marymount, 1988 West 2nd  
30 vs. Penn, 1987 East 1st

## Fewest Assists

4 vs. Texas A&M, 1980 Midwest 2nd  
7 vs. Kansas, 2008 NCAA Semifinal  
7 vs. Dayton, 1967 NCAA Semifinal

## Most Turnovers

36 vs. Drake, 1969 NCAA 3rd Place  
30 vs. Louisville, 1972 NCAA 3rd Place



**UNC's +33 rebound margin against Ohio in the 2012 Sweet 16 was the highest in Carolina's NCAA Tournament history.**

## Fewest Turnovers

2 vs. Fairfield, 1997 East 2nd  
7 on six occasions, most recently vs. Marquette, 2011 East Semifinal

## Most Blocked Shots

11 vs. Georgetown, 1995 Southeast Semifinal  
10 on four occasions, most recently vs. Long Island, 2011 East 2nd

## Fewest Blocked Shots

0 on five occasions, most recently vs. Michigan State, 2009 NCAA Final

## Most Steals

16 vs. Alabama, 1976 Mideast 1st  
15 vs. Kansas, 2013 South 3rd  
15 vs. New Mexico State, 1975 East 1st

## Fewest Steals

1 vs. Michigan State, 1998 East Semifinal  
1 vs. Loyola Marymount, 1988 West 2nd

## Most Overtimes Played

3 vs. Kansas, 1957 NCAA Final (UNC won, 54-53)  
3 vs. Michigan State, 1957 NCAA Semifinal (UNC won, 74-70)  
2 vs. Texas A&M, 1980 Midwest 2nd (Texas A&M won, 61-78)

## Largest Halftime Lead

29 vs. Rhode Island, 1993 East 2nd (UNC led 50-21, won 112-67)  
26 vs. Oakland, 2005 East 1st (UNC led 59-33, won 96-68)

## Largest Halftime Deficit

19 vs. Houston, 1967 NCAA 3rd Place (Houston led 23-42, won 62-84)  
17 vs. Kansas, 2008 NCAA Semifinal (KU led 27-44, won 66-84)

## Largest Halftime Lead in a Carolina Loss

9 vs. Kansas, 2013 South 3rd (UNC led 30-21, Kansas won 58-70)

7 vs. George Mason, 2006 East 2nd (UNC led 27-20, GMU won 60-65)

## Largest Halftime Deficit in a Carolina Win

10 vs. Notre Dame, 1977 East Semifinal (ND led 30-40, UNC won 79-77)  
9 vs. Southern California, 2007 East Semi (USC led 33-42, UNC won 74-64)

# NCAA TOURNAMENT INDIVIDUAL RECORDS

## Points (30 or more points)

- 39 – Lennie Rosenbluth vs. Canisius, 1957 East Semifinal
- 39 – Al Wood vs. Virginia, 1981 NCAA Semifinal
- 36 – Mitch Kupchak vs. Boston College, 1975 East 3rd Place
- 35 – Charles Scott vs. Drake, 1969 NCAA 3rd Place
- 33 – Tyler Hansbrough vs. Michigan State, 2007 East 2nd
- 32 – Tyler Zeller vs. Long Island, 2011 East 2nd
- 32 – Shammond Williams vs. UNC Charlotte, 1998 East 2nd
- 32 – Charles Scott vs. Davidson, 1969 East Final
- 31 – J.R. Reid vs. Notre Dame, 1987 East Semifinal
- 31 – Mike O’Koren vs. UNLV, 1977 NCAA Semifinal
- 31 – Bob Lewis vs. Boston College, 1967 East Final
- 31 – George Glamack vs. Dartmouth, 1941 East Consolation
- 30 – Robert McAdoo vs. Louisville, 1972 NCAA 3rd Place

## Field Goals Made

- 16 – Charles Scott vs. Drake, 1969 NCAA 3rd Place (16 of 26)
- 15 – J.R. Reid vs. Notre Dame, 1987 East Semifinal (15 of 18)
- 15 – Lennie Rosenbluth vs. Canisius, 1957 East 1st (15 of 30)
- 14 on four occasions, most recently by Al Wood vs. Virginia, 1981 NCAA Semifinal (14 of 19)

## Field Goal Attempts

- 42 – Lennie Rosenbluth vs. Michigan State, 1957 NCAA Semifinal
- 30 – Lennie Rosenbluth vs. Canisius, 1957 East 1st
- 26 – Charles Scott vs. Drake, 1969 NCAA 3rd Place
- 23 on four occasions, most recently by Rashad McCants vs. Texas, 2004 South 2nd

## Three-Point Field Goals Made

- 6 – Shammond Williams vs. UNC Charlotte, 1998 East 2nd (6 of 9)
- 5 on 12 occasions, most recently by P.J. Hairston vs. Villanova, 2013 South 2nd (5 of 8)

## Three-Point Field Goal Attempts

- 12 – Rashad McCants vs. Texas, 2004 South 2nd
- 12 – Ademola Okulaja vs. Weber State, 1999 West 1st
- 12 – Donald Williams vs. Arkansas, 1995 NCAA Semifinal
- 11 – Kenny Smith vs. Syracuse, 1987 East Final
- 10 on five occasions, most recently by Reggie Bullock vs. Ohio, 2012 Midwest Semifinal (5 of 10)

## Highest Three-Point Percentage (min. 5 made)

- 1.000 – Hubert Davis vs. Eastern Michigan, 1991 East Semifinal (5 of 5)
- 71.4 – on four occasions, most recently by Wayne Ellington vs. Villanova, 2009 NCAA Semifinal (5 of 7)

## Free Throws Made

- 15 – Ty Lawson vs. Michigan State, 2009 NCAA Final (15 of 18)
- 14 – Tyler Zeller vs. Long Island, 2011 East 2nd (14 of 19)
- 14 – Tyler Hansbrough vs. Georgetown, 2007 East Final (14 of 16)
- 14 – Tommy Kearns vs. Syracuse, 1957 East Final (14 of 19)
- 13 – John Kuester vs. Kentucky, 1977 East Final (13 of 14)
- 13 – Tyler Hansbrough vs. Michigan State, 2007 East 2nd (13 of 17)

## Free Throw Attempts

- 19 – Tyler Zeller vs. Long Island, 2011 East 2nd
- 19 – Tommy Kearns vs. Syracuse, 1957 East Final
- 18 – Ty Lawson vs. Michigan State, 2009 NCAA Final
- 17 – Ty Lawson vs. Villanova, 2009 NCAA Semifinal
- 17 – Tyler Hansbrough vs. Michigan State, 2007 East 2nd

## Highest Free Throw Percentage

### (min. 10 made)

- 1.000 – Tyler Hansbrough vs. Radford, 2009 1st (12 of 12)
- 1.000 – Hubert Davis vs. Miami (Ohio), 1992 Southeast 1st (11 of 11)
- 1.000 – Phil Ford vs. Syracuse, 1975 East Semifinal (10 of 10)

## Rebounds

- 22 – Tyler Zeller vs. Ohio, 2012 Midwest Semifinal
- 19 – Robert McAdoo vs. Louisville, 1972 NCAA 3rd Place
- 19 – Lennie Rosenbluth vs. Yale, 1957 East 1st
- 18 – Mike O’Koren vs. Texas A&M, 1980 Midwest 2nd
- 18 – Rusty Clark vs. Boston College, 1967 East Semifinal

## Assists

- 14 – Kendall Marshall vs. Washington, 2011 East 3rd
- 12 – Kenny Smith vs. Notre Dame, 1987 East Semifinal
- 11 – on four occasions, most recently by Kendall Marshall vs. Creighton, 2012 Midwest 3rd

## Turnovers

- 11 – Eddie Fogler vs. Drake, 1969 NCAA 3rd Place
- 9 – Phil Ford vs. UNLV, 1977 NCAA Semifinal
- 7 – on 10 occasions, most recently by Ed Cota vs. Tulsa, 2000 South Final

## Blocked Shots

- 6 – John Henson vs. Long Island, 2011 East 2nd
- 6 – Rasheed Wallace vs. Georgetown, 1995 Southeast Semifinal
- 6 – Warren Martin vs. Middle Tennessee State, 1985 Southeast 1st
- 5 – John Henson vs. Marquette, 2011 East Semifinal
- 5 – Brandon Wright vs. Eastern Kentucky, 2007 East 1st
- 4 – on 15 occasions, most recently by Tyler Zeller vs. Kansas, 2012 Midwest Final

## Steals

- 8 – Ty Lawson vs. Michigan State, 2009 NCAA Final
- 6 – George Lynch vs. Cincinnati, 1993 East Final
- 5 – Marcus Paige vs. Kansas, 2013 South 3rd
- 5 – Dave Hanners vs. Alabama, 1976 Mideast 1st
- 4 – on 16 occasions, most recently by James Michael McAdoo vs. Kansas, 2013 South 3rd

## Double-Doubles, Points/Rebounds (Career)


- 8 – Antawn Jamison
- 6 – Rusty Clark, Tyler Hansbrough, Sam Perkins
- 5 – Brad Daugherty, John Henson, George Lynch
- 4 – Pete Brennan, Larry Miller, Rasheed Wallace
- 3 – Sean May, Robert McAdoo, Eric Montross, Mike O’Koren, J.R. Reid, Joe Wolf, Tyler Zeller

## Double-Doubles, Points/Rebounds (One Tournament)

- 5 – Antawn Jamison (1998 vs. Navy, UNC Charlotte, Michigan State, Connecticut and Utah)
- 4 – Pete Brennan (1957 vs. Yale, Canisius, Michigan State and Kansas)
- 4 – George Lynch (1993 vs. Arkansas, Cincinnati, Kansas and Michigan)

## Double-Doubles, Points and Assists (Career)

- 3 – Kendall Marshall (one in 2011, in consecutive games in 2012)
- 2 – Steve Bucknall (in consecutive games vs. Southern and UCLA, 1989)
- 1 – Phil Ford
- 1 – Jimmy Black
- 1 – Kenny Smith
- 1 – Ed Cota




Keith Worrell

Kenny Smith posted two of the top three assist games in UNC’s NCAA history.



Bob Dorman

Tyler Zeller scored 32 points and sank 14 free throws versus Long Island in the 2011 second round.



Ty Lawson had eight steals in the 2009 NCAA title game win over Michigan State.

## CAROLINA IN THE ACC TOURNAMENT

- North Carolina has won 17 Atlantic Coast Conference Tournament championships and played in the championship game a record 32 times.

- The Tar Heels have a 90-43 record and are second in wins and titles in ACC Tournament history.

- Dean Smith won 13 Tournament titles, which ties Duke's Mike Krzyzewski for the most titles. Smith's teams were 58-23 and played in the championship game 21 times.

- The Tar Heels have been the No. 1 seed 24 times.

- Carolina is one of only two schools that have won three consecutive ACC regular-season titles and ACC Tournament championships. UNC accomplished that feat in 1967-68-69.

- Roy Williams is one of eight coaches to win back-to-back ACC Tournament titles (with Everett Case, Bones McKinney, Vic Bubas, Dean Smith, Norm Sloan, Dave Odom and Mike Krzyzewski).

- A Tar Heel has won the Most Valuable Player award 18 times. They include: Lennie Rosenbluth (1957), Larry Miller (1967, 1968), Charles Scott (1969), Lee Dedmon (1971), Robert McAdoo (1972), Phil Ford (1975), John Kuester (1977), Dudley Bradley (1979), Sam Perkins (1981), James Worthy (1982), J.R. Reid (1989), Rick Fox (1991), Jerry Stackhouse (1994), Shammond Williams (1997), Antawn Jamison (1998), Brandon Wright (2007) and Tyler Hansbrough (2008).

- Tyler Hansbrough earned first-team All-Tournament honors in 2009, making him the first Tar Heel and 13th player overall to earn first-team All-Tournament accolades in three seasons.

### 1957

Frank McGuire's eventual national champions ran the table in the regular season, winning all 14 games. That year marked the first time UNC reached the conference tournament final since the 1947 Southern Conference Tournament. The Tar Heels held off Wake Forest, 61-59, in the semifinal and defeated South Carolina by 20 to earn their first ACC championship. In the semifinal, Wake Forest took a one-point lead with less than a minute to play, but National Player of the Year Lennie Rosenbluth hit a hook shot from the circle and a free throw for a three-point play and the win.

Rosenbluth made 8 of 11 shots from the floor in the championship, scored 38 points and was named MVP.

### 1967

The Tournament moved to the Greensboro Coliseum for the first time and was the site of Dean Smith's first title. Fittingly, Carolina won the title by sweeping its in-state rivals, beating NC State by three points, Wake Forest by 10 and Duke by

### CAROLINA'S ACC TOURNAMENT LEDGER

#### Record in:

First Round:	0-1
Quarterfinals:	41-13
Semifinals:	32-14
Championship:	17-15

#### Record as a:

#1 seed:	47-14
#2 seed:	24-8
#3 seed:	13-8
#4 seed:	4-6
#5 seed:	1-4
#7 seed:	1-2
#10 seed:	0-1

#### Record vs:

#1 seeds:	2-8
#2 seeds:	10-6
#3 seeds:	10-5
#4 seeds:	14-8
#5 seeds:	10-7
#6 seeds:	9-5
#7 seeds:	12-4
#8 seeds:	17-0
#9 seeds:	5-0
#10 seeds:	1-0

#### Record at:

Atlanta:	11-5
Charlotte:	21-7
Greensboro:	36-17
Landover:	6-2
Raleigh:	12-11
Tampa:	3-0
Washington, D.C.:	1-1
<b>Overall Record:</b>	<b>90-43</b>



Carolina won the 1982 ACC title over Ralph Sampson and Virginia.

nine in the title match. Larry Miller was selected MVP after scoring 25.7 points and grabbing 8.3 rebounds per game. Bob Lewis (18.0 points, 5.0 rebounds) joined Miller on the first-team all-tournament squad.

### 1968

The Tournament moved again in 1968 for the first year of a three-year stay in Charlotte. UNC's semifinal game against South Carolina was a fierce battle. The Gamecocks sent the game into overtime with an 18-4 run to tie the score at 74. The Tar Heels came from behind in overtime and won on baskets by Grubar and Gerald Tuttle.

In the championship, Carolina led NC State by only five at the half, but the final tally was a lopsided 87-50 victory. Miller (25.3 points, 8.7 rebounds) became the second player ever (Len Chappell of Wake Forest) to repeat as MVP. Grubar (13.3 points, 4.7 rebounds) was also a first-team selection.

The 37-point margin of victory is the largest in championship game history.

### 1969

Carolina entered as the No. 1 seed for the third year in a row. Carolina's Charles Scott battled Wake's Charlie Davis in the semifinals. Davis won the first half, as the Deacons led 37-29 at intermission. Scott took over in the second stanza, enabling UNC to win, 80-72. Scott and Grubar led the Tar Heels with 23 points apiece.

Carolina and Duke squared off in the championship game. The Blue Devils led by nine at halftime and the Tar Heels lost Grubar to a first-half knee injury. The second half featured one of the most memorable performances in ACC history as Scott scored 25 of his game-high 40 points on 12 of 13 shooting. Carolina won its third straight ACC title, 85-74, and Scott earned MVP honors.

### 1972

South Carolina's departure from the ACC left only seven teams, and Carolina received a bye into the semifinal against Duke. Four Tar Heels scored in double figures, led by Bobby Jones, who carded a double-double (14 points, 11 rebounds) as the Tar Heels won, 63-48.

Carolina was in the championship game for the fifth time in six years. Maryland was in the finals for the first time since 1958. Robert McAdoo (15

### CAROLINA'S 17 ACC TOURNAMENT CHAMPIONSHIPS

Year	Tournament Site	Championship Game Result
1957	Raleigh, N.C.	North Carolina 95, South Carolina 75
1967	Greensboro, N.C.	North Carolina 82, Duke 73
1968	Charlotte, N.C.	North Carolina 87, N.C. State 50
1969	Charlotte, N.C.	North Carolina 85, Duke 74
1972	Greensboro, N.C.	North Carolina 73, Maryland 64
1975	Greensboro, N.C.	North Carolina 70, N.C. State 66
1977	Greensboro, N.C.	North Carolina 75, Virginia 69
1979	Greensboro, N.C.	North Carolina 71, Duke 63
1981	Landover, Md.	North Carolina 61, Maryland 60
1982	Greensboro, N.C.	North Carolina 47, Virginia 45
1989	Atlanta, Ga.	North Carolina 77, Duke 74
1991	Charlotte, N.C.	North Carolina 96, Duke 74
1994	Charlotte, N.C.	North Carolina 73, Virginia 66
1997	Greensboro, N.C.	North Carolina 64, N.C. State 54
1998	Greensboro, N.C.	North Carolina 83, Duke 68
2007	Tampa, Fla.	North Carolina 89, NC State 80
2008	Charlotte, N.C.	North Carolina 86, Clemson 81





**Robert McAdoo was the 1972 ACC Tournament MVP.**

points, 7.5 rebounds per game) became the fifth Tar Heel in six years to earn the MVP award as Carolina held on for a 73-64 win. Dennis Wuycik (17.5 points, 5 rebounds) and George Karl (13 points, 2.5 rebounds) joined McAdoo on the all-tournament first team.

### 1975

The Tar Heels trailed Wake Forest in the quarterfinal by eight points with 50 seconds left. Freshman point guard Phil Ford (44 seconds to play), Mitch Kupchak (36 seconds), Walter Davis (30 seconds) and Brad Hoffman (two seconds) hit jump shots and the Deacs missed a pair of free throws to force overtime. In the extra session with the game tied at 96 Carolina took possession with 58 seconds to play. UNC went Four Corners and drew a technical against Wake Forest with 29 seconds to play for not forcing UNC to take action. Ford hit the free throw and another free throw six seconds later as Carolina triumphed, 101-100. Davis (31 points, 12 rebounds), Kupchak (16 points, 14 rebounds) and Ford (25 points) led the Tar Heels.

Clemson came back from 11 down at the half to force overtime in the semifinals. A tip-in by Kupchak gave Carolina an overtime lead it would not relinquish. Ford led UNC with 29, making 15 of 18 from the free throw line.

Ford was outstanding in the championship game against defending NCAA champion NC State. Carolina took the lead, 56-55, on a jumper by Davis with nine minutes left and then went into its delay offense. Ford hit two baskets in the next two and one-half minutes, and NC State did not score during a 5:18 stretch, leading to a 70-66 Tar Heel victory. Ford (26 points per game) was the MVP and was joined on the first-team by Kupchak (13.7 points, 13.7 rebounds). Davis netted 19 points and grabbed 7.7 rebounds over the three games.

### 1977

No. 1 seed Carolina met No. 7 Virginia in the finals in a rematch of the 1976 final won by the Cavaliers. Ford scored 19 points in the first half, but the Cavaliers led by one at the break. Virginia led 64-56 with 7:08 remain-

ing, but over the next 5:03 the Tar Heels outscored the Wahoos, 15-1. Freshman Mike O'Koren and John Kuester led the final charge after Ford fouled out with 5:45 to play and Virginia still holding a 64-61 advantage. A layup by Bruce Buckley with 3:37 to play broke a 67-all tie and gave UNC the lead for good. Kuester's take-charge attitude and perfect free throw shooting earned him MVP honors after the Tar Heel title.

### 1979

Duke defeated UNC in the final game of the regular season to share the regular-season title, but the Tar Heels won the draw for the tournament's top seed and first-round bye. Carolina defeated Maryland, 102-79, in the semifinals, as five Tar Heels scored in double figures. Al Wood led with 19 points on 8 of 10 shooting.

Carolina beat Duke in the finals, 71-63. Dudley Bradley scored 16 points with seven steals and four assists and earned MVP honors. O'Koren had 18 points and eight rebounds and was 10 for 11 from the free throw line. The Tar Heels turned the ball over just seven times and forced 14 Duke miscues. O'Koren and Dave Colescott, who averaged 15 and 12.5 points per game in the tournament, respectively, also were first-team selections.

### 1981

UNC beat Wake Forest, 58-57, in one semifinal as Mike Pepper nailed a 16-foot jumper with eight seconds to play. Sam Perkins scored 18 points and pulled down 15 rebounds and James Worthy added 12 points and 11 rebounds. The Deacons led 53-46 but Pepper and Perkins each hit two baskets. The second basket by Perkins gave UNC a 56-55 lead with 4:12 to play. Alvis Rogers hit an 11-foot jumper to give Wake the lead back with 1:30 to play, but Pepper hit the game-winner with eight seconds to go.

Carolina and Maryland met in the final in the Capital Centre in Landover, Md. The game was tied seven times in the second half, but the Tar

### ACC TOURNAMENT SERIES RECORDS

Boston College	1-1
Clemson	15-1
Duke	8-12
Florida State	5-2
Georgia Tech	4-5
Maryland	14-3
Miami	1-1
NC State	12-4
Pittsburgh	0-1
South Carolina	4-2
Virginia	11-3
Virginia Tech	2-0
Wake Forest	13-8
<b>Total</b>	<b>90-43</b>

Heels went ahead for good with 2:53 to play on a Jimmy Black steal and lay-up. Wood scored twice in the final two minutes to secure a 61-60 triumph.

Perkins (17.7 points, 8.3 rebounds) became just the second freshman ever, and first since Ford, to be named MVP. Worthy (13 points, 7.7 rebounds) joined Perkins as a first-team all-tournament selection.

### 1982

No. 1-ranked Carolina led No. 2 Virginia, 34-31, at halftime behind Worthy's 16 points. Michael

Jordan scored four of the Tar Heels' first five field goals in the second half. His fourth straight field goal, with 8:44 to play, was Carolina's last of the game. Leading 44-43 with 7:34 remaining, Carolina spread the floor and held the ball. Virginia fouled six times over the next 7:06, finally putting Matt Doherty on the foul line for 1-and-1 with 28 seconds left. Doherty hit the first for a two-point edge. Virginia turned the ball over with three seconds to play. Doherty hit two free throws and Ralph Sampson had an uncontested dunk with one second left as Carolina prevailed, 47-45. The field goal by Sampson was the first by the Cavaliers since the 7:34 mark.

Worthy (13.3 points, 8 rebounds), Perkins (9.7 points, 7.3 rebounds) and Jordan (11.7 points, 3 rebounds) were named to the first-team all-tournament team, and Worthy was named MVP.

### 1989

Carolina breezed to the championship game, recording a 15-point win over Georgia Tech and a 30-point rout of eighth-seeded Maryland, which had knocked off No. 1 seed NC State.

The 1989 ACC championship game was one of the most memorable and intense meetings ever between Carolina and Duke. Both teams had won regular-season games on the other's home floor.

Stifling defense by both teams led to 44 turnovers, 26 of which the Tar Heels committed. J.R. Reid had 14 points and nine rebounds and Steve Bucknall had 10 points and five assists to lead UNC. The game was tied five times in the second half and Duke led just once, with 5:28 to play. Bucknall hit a driving basket and free throw with 1:46 remaining to break a 66-all tie. Bucknall and King Rice both went 4 for 4 from the line to clinch the win.

Reid (16.0 points, 8.0 rebounds per game) won MVP honors. Senior point guard Jeff Lebo (10.7 points, 3.0 assists) joined him on the first-team.

### 1991

After hard-fought victories over Clemson and Virginia, the Tar Heels met a Duke team in the championship game that had swept the regular-season series from UNC. Carolina raced out to a 15-4 lead and thrashed Duke, 96-74. Fox made 10 of 16 field goal attempts for 25 points and Hubert Davis netted 17.



**Freshman and ACC Tournament MVP Phil Ford cuts the nets in Greensboro in 1975.**

## CAROLINA IN THE ACC TOURNAMENT

Date	Site	Seeds (UNC-Opp.)	Opponent	W/L	Score	Round	Date	Site	Seeds (UNC-Opp.)	Opponent	W/L	Score	Round
3/4/1954	RAL	5-4	NC State	L	51-52	Quarterfinals	3/11/1988	GBO	1-8	Wake Forest	W	83-62	Quarterfinals
3/3/1955	RAL	5-4	Wake Forest	L	82-95	Quarterfinals	3/12/1988	GBO	1-5	Maryland	W	74-64	Semifinals
3/1/1956	RAL	2-7	Virginia	W	81-77	Quarterfinals	3/13/1988	GBO	1-3	Duke	L	61-65	Championship
3/2/1956	RAL	2-3	Wake Forest	L	56-77	Semifinals	3/10/1989	ATL	4-5	Georgia Tech	W	77-62	Quarterfinals
3/7/1957	RAL	1-8	Clemson	W	81-61	Quarterfinals	3/11/1989	ATL	4-8	Maryland	W	88-58	Semifinals
3/8/1957	RAL	1-4	Wake Forest	W	61-59	Semifinals	3/12/1989	ATL	4-2	Duke	W	77-74	Championship
3/9/1957	RAL	1-6	South Carolina	W	95-75	Championship	3/9/1990	CHAR	4-5	Virginia	L	85-92 (OT)	Quarterfinals
3/6/1958	RAL	3-6	Clemson	W	63-51	Quarterfinals	3/8/1991	CHAR	2-7	Clemson	W	67-59	Quarterfinals
3/7/1958	RAL	3-2	NC State	W	64-58	Semifinals	3/9/1991	CHAR	2-6	Virginia	W	76-71	Semifinals
3/8/1958	RAL	3-4	Maryland	L	74-86	Championship	3/10/1991	CHAR	2-1	Duke	W	96-74	Championship
3/5/1959	RAL	2-7	Clemson	W	93-69	Quarterfinals	3/13/1992	CHAR	3-6	Wake Forest	W	80-65	Quarterfinals
3/6/1959	RAL	2-3	Duke	W	74-71	Semifinals	3/14/1992	CHAR	3-2	Florida State	W	80-76	Semifinals
3/7/1959	RAL	2-1	NC State	L	56-80	Championship	3/15/1992	CHAR	3-1	Duke	L	74-94	Championship
3/3/1960	RAL	1-8	Virginia	W	84-63	Quarterfinals	3/12/1993	CHAR	1-8	Maryland	W	102-66	Quarterfinals
3/4/1960	RAL	1-4	Duke	L	69-71	Semifinals	3/13/1993	CHAR	1-5	Virginia	W	74-56	Semifinals
3/1/1962	RAL	4-5	South Carolina	L	55-57	Quarterfinals	3/14/1993	CHAR	1-6	Georgia Tech	L	75-77	Championship
2/28/1963	RAL	3-6	South Carolina	W	93-76	Quarterfinals	3/11/1994	CHAR	2-7	Florida State	W	83-69	Quarterfinals
3/1/1963	RAL	3-2	Wake Forest	L	55-56	Semifinals	3/12/1994	CHAR	2-3	Wake Forest	W	86-84 (OT)	Semifinals
3/5/1964	RAL	5-4	South Carolina	W	80-63	Quarterfinals	3/13/1994	CHAR	2-4	Virginia	W	73-66	Championship
3/6/1964	RAL	5-1	Duke	L	49-65	Semifinals	3/10/1995	GBO	2-7	Clemson	W	78-62	Quarterfinals
3/4/1965	RAL	4-5	Wake Forest	L	76-92	Quarterfinals	3/11/1995	GBO	2-3	Maryland	W	97-92 (OT)	Semifinals
3/3/1966	RAL	4-5	Maryland	W	77-70	Quarterfinals	3/12/1995	GBO	2-1	Wake Forest	L	80-82 (OT)	Championship
3/4/1966	RAL	4-1	Duke	L	20-21	Semifinals	3/8/1996	GBO	3-6	Clemson	L	73-75	Quarterfinals
3/9/1967	GBO	1-8	NC State	W	56-53	Quarterfinals	3/7/1997	GBO	3-6	Virginia	W	78-68	Quarterfinals
3/10/1967	GBO	1-5	Wake Forest	W	89-79	Semifinals	3/8/1997	GBO	3-2	Wake Forest	W	86-73	Semifinals
3/11/1967	GBO	1-2	Duke	W	82-73	Championship	3/9/1997	GBO	3-8	NC State	W	64-54	Championship
3/7/1968	CHAR	1-8	Wake Forest	W	83-70	Quarterfinals	3/6/1998	GBO	2-8	NC State	W	73-46	Quarterfinals
3/8/1968	CHAR	1-4	South Carolina	W	82-79 (OT)	Semifinals	3/7/1998	GBO	2-3	Maryland	W	83-73 (OT)	Semifinals
3/9/1968	CHAR	1-3	NC State	W	87-50	Championship	3/8/1998	GBO	2-1	Duke	W	83-68	Championship
3/6/1969	CHAR	1-8	Clemson	W	94-70	Quarterfinals	3/5/1999	CHAR	3-6	Georgia Tech	W	78-49	Quarterfinals
3/7/1969	CHAR	1-5	Wake Forest	W	80-72	Semifinals	3/6/1999	CHAR	3-2	Maryland	W	86-79	Semifinals
3/8/1969	CHAR	1-3	Duke	W	85-74	Championship	3/7/1999	CHAR	3-1	Duke	L	73-96	Championship
3/5/1970	CHAR	2-7	Virginia	L	93-95	Quarterfinals	3/10/2000	CHAR	4-5	Wake Forest	L	52-58	Quarterfinals
3/11/1971	GBO	1-8	Clemson	W	76-41	Quarterfinals	3/9/2001	ATL	1-9	Clemson	W	99-81	Quarterfinals
3/12/1971	GBO	1-5	Virginia	W	78-68	Semifinals	3/10/2001	ATL	1-5	Georgia Tech	W	70-63	Semifinals
3/13/1971	GBO	1-2	South Carolina	L	51-52	Championship	3/11/2001	ATL	1-2	Duke	L	53-79	Championship
3/10/1972	GBO	1-4	Duke	W	63-48	Semifinals	3/8/2002	CHAR	7-2	Duke	L	48-60	Quarterfinals
3/11/1972	GBO	1-2	Maryland	W	73-64	Championship	3/14/2003	GBO	7-2	Maryland	W	84-72	Quarterfinals
3/8/1973	GBO	2-7	Wake Forest	L	52-54 (OT)	Quarterfinals	3/15/2003	GBO	7-3	Duke	L	63-75	Semifinals
3/7/1974	GBO	3-6	Wake Forest	W	76-62	Quarterfinals	3/12/2004	GBO	5-4	Georgia Tech	L	82-83	Quarterfinals
3/8/1974	GBO	3-2	Maryland	L	85-105	Semifinals	3/11/2005	DC	1-9	Clemson	W	88-81	Quarterfinals
3/6/1975	GBO	2-7	Wake Forest	W	101-100 (OT)	Quarterfinals	3/12/2005	DC	1-5	Georgia Tech	L	75-78	Semifinals
3/7/1975	GBO	2-3	Clemson	W	76-71 (OT)	Semifinals	3/10/2006	GBO	2-7	Virginia	W	79-67	Quarterfinals
3/8/1975	GBO	2-4	NC State	W	70-66	Championship	3/11/2006	GBO	2-3	Boston College	L	82-85	Semifinals
3/5/1976	MD	1-4	Clemson	W	82-74	Semifinals	3/9/2007	TAM	1-9	Florida State	W	73-58	Quarterfinals
3/6/1976	MD	1-6	Virginia	L	62-67	Championship	3/10/2007	TAM	1-4	Boston College	W	71-56	Semifinals
3/4/1977	GBO	1-5	NC State	W	70-56	Semifinals	3/11/2007	TAM	1-10	NC State	W	89-80	Championship
3/5/1977	GBO	1-7	Virginia	W	75-69	Championship	3/14/2008	CHAR	1-9	Florida State	W	82-70	Quarterfinals
3/2/1978	GBO	1-5	Wake Forest	L	77-82	Semifinals	3/15/2008	CHAR	1-4	Virginia Tech	W	68-66	Semifinals
3/2/1979	GBO	1-4	Maryland	W	102-79	Semifinals	3/16/2008	CHAR	1-3	Clemson	W	86-81	Championship
3/3/1979	GBO	1-2	Duke	W	71-63	Championship	3/13/2009	ATL	1-8	Virginia Tech	W	79-76	Quarterfinals
2/28/1980	GBO	2-7	Wake Forest	W	75-62	Quarterfinals	3/14/2009	ATL	1-4	Florida State	L	70-73	Semifinals
2/29/1980	GBO	2-6	Duke	L	61-75	Semifinals	3/11/2010	GBO	10-7	Georgia Tech	L	58-62	First Round
3/5/1981	MD	2-7	NC State	W	69-54	Quarterfinals	3/11/2011	GBO	1-9	Miami	W	61-59	Quarterfinals
3/6/1981	MD	2-3	Wake Forest	W	58-57	Semifinals	3/12/2011	GBO	1-4	Clemson	W	92-87 (ot)	Semifinals
3/7/1981	MD	2-4	Maryland	W	61-60	Championship	3/13/2011	GBO	1-2	Duke	L	58-75	Championship
3/5/1982	GBO	1-8	Georgia Tech	W	55-39	Quarterfinals	3/9/2012	ATL	1-8	Maryland	W	85-69	Quarterfinals
3/6/1982	GBO	1-4	NC State	W	58-46	Semifinals	3/10/2012	ATL	1-5	NC State	W	69-67	Semifinals
3/7/1982	GBO	1-2	Virginia	W	47-45	Championship	3/11/2012	ATL	1-3	Florida State	L	82-85	Championship
3/11/1983	ATL	1-8	Clemson	W	105-79	Quarterfinals	3/15/2013	GBO	3-6	Florida State	W	83-62	Quarterfinals
3/12/1983	ATL	1-4	NC State	L	84-91 (OT)	Semifinals	3/16/2013	GBO	3-7	Maryland	W	79-76	Semifinals
3/9/1984	GBO	1-8	Clemson	W	78-66	Quarterfinals	3/17/2013	GBO	3-1	Miami	L	77-87	Championship
3/10/1984	GBO	1-4	Duke	L	75-77	Semifinals	3/14/2014	GBO	4-5	Pittsburgh	L	75-80	Quarterfinals
3/8/1985	ATL	2-7	Wake Forest	W	72-61 (OT)	Quarterfinals							
3/9/1985	ATL	2-3	NC State	W	57-51	Semifinals							
3/10/1985	ATL	2-1	Georgia Tech	L	54-57	Championship							
3/7/1986	GBO	3-6	Maryland	L	75-85	Quarterfinals							
3/6/1987	MD	1-8	Maryland	W	82-63	Quarterfinals							
3/7/1987	MD	1-4	Virginia	W	84-82 (2OT)	Semifinals							
3/8/1987	MD	1-6	NC State	L	67-68	Championship							

\*UNC did not compete in the ACC Tournament in 1961

\*UNC received Quarterfinal byes in 1972, '76, '77, '78, '79

**Key to Sites:** ATL=Omni (1983, 1985, 1989)/Georgia Dome (2001, 2009)/Philips Arena (2012), Atlanta, Ga.; CHAR=Charlotte Coliseum/Charlotte Bobcats Arena (2008), Charlotte, N.C.; DC=MCI Center, Washington, D.C.; GBO=Greensboro Coliseum, Greensboro, N.C.; MD=Capital Centre, Landover, Md.; RAL=Reynolds Coliseum, Raleigh, N.C.; TAM=St. Pete Times Forum, Tampa, Fla.

Rice had 12 points and seven assists and did not commit a turnover. Fox averaged 17.3 points and 9 rebounds over the three games and was named MVP. Davis averaged 13.7 points and hit nearly 64 percent from three-point range in the Tournament.

The win was the largest in the finals since Carolina beat NC State, 87-50, in 1968.

### 1994

Carolina faced Wake Forest in the semifinal in what proved to be one of the most exciting games in ACC Tournament history. Wake Forest led, 76-70, with 2:15 to play, but Derrick Phelps helped cut

the deficit to three with 11 seconds left. Phelps then made the first of two free throws and rebounded his own miss on the second. He fed Dante Calabria who drove the lane and hit a twisting bank shot with three seconds remaining for a tie at 81.

Carolina led 84-81 in overtime, but a three-pointer by Rusty LaRue tied the game with 39 seconds left. UNC freshman Jerry Stackhouse, the Tournament's MVP, hit the game-winner on a baseline drive with five seconds to play. Wake Forest guard Randolph Childress, who scored 31 points, just missed a long three-pointer as the clock expired.

Stackhouse had 14 points and seven rebounds

and Eric Montross added 12 points and nine rebounds to lead Carolina past Virginia, 73-66, in the title game.

### 1997

The Tar Heels lost their first three ACC regular-season games, but rallied to go 8-0 in the second half to finish tied for second place. Carolina then swept past Virginia, Wake Forest and NC State to claim its 14th Tournament title. Junior guard Shammond Williams earned MVP honors, averaging 20.0 points and 5.0 assists.

Antawn Jamison scored 24 points and grabbed

CAROLINA IN THE ACC TOURNAMENT



The 1989 team won a legendary ACC Tournament final over Duke in Atlanta.

10 rebounds and point guard Ed Cota had 11 points and 10 assists in the 78-68 quarterfinal win over Virginia. Williams made eight of 11 shots, including four of seven three-pointers, in an 86-73 triumph over the Tim Duncan-led Demon Deacons in the semifinals.

In the championship game, Williams again led Carolina with 23 points, nine of which came on a trio of three-point baskets in a 2:02 span midway through the second half. Jamison added 17 points and a game-high 11 rebounds. Carolina shot 59.0 percent from the floor, the third-highest percentage ever by the winning team in an ACC final.

1998

Carolina repeated as Tournament champions for the first time since 1981-82 with victories over NC State, Maryland and Duke. Those wins avenged regular-season losses against the same three opponents. Jamison injured a muscle in the overtime win over the Terrapins in the semifinal, and was questionable for Sunday's championship game. However, Jamison was relentless against the Blue Devils, sparking UNC to a 15-point win over the nation's top-ranked team with a 22-point, 18-rebound effort that ranks as one of the finest in championship game history.

Jamison had 25 points in the opening round win over the Wolfpack. The Tar Heels trailed throughout much of the second half against Maryland, but rallied behind Shammond Williams to force overtime. Williams added 10 points in the extra stanza to lead Carolina to an 83-73 triumph.

Carolina's win over Duke in the championship game was UNC's sixth in title game matchups against the Blue Devils. The game was tied at 57 with less than 11 minutes to play, but the Tar Heels reeled off the next 13 points. Carolina finished the game shooting 54.4 percent from the floor, while Duke hit on just 32.8 percent of its field goal attempts. Williams and Vince Carter had 19 and 16 points, respectively.

CAROLINA'S ACC TOURNAMENT MATRIX											
Opp. Seed	#1	#2	#3	#4	#5	#6	#7	#8	#9	#10	Total
#1	—	4-3	3-2	10-4	8-2	1-3	1-0	14-0	5-0	1-0	47-14
UNC's #2	2-3	—	7-2	3-0	0-0	1-1	10-2	1-0	0-0	—	24-8
Seed #3	0-3	4-2	—	0-1	0-0	7-1	1-1	1-0	0-0	—	13-8
#4	0-1	1-0	0-0	—	2-5	0-0	0-0	1-0	0-0	—	4-6
#5	0-1	0-0	0-0	1-3	—	0-0	0-0	0-0	0-0	—	1-4
#7	—	1-1	0-1	—	—	—	—	—	—	—	1-2
#10	—	—	—	—	—	—	0-1	—	—	—	0-1
Overall Record											90-43

2007

Carolina won its 16th ACC Tournament in 2007 in Tampa, Fla., with wins over Florida State, Boston College and NC State. Prior to 2007, the last time UNC had won both a share of the ACC regular season title and the ACC Tournament in the same season was 1982.

As the Tournament's top seed, Carolina beat No. 9 seed Florida State in the quarterfinals. Wayne Ellington scored 18 points to lead four double-figure scorers in the win over the Seminoles. Brandan Wright scored 20 points to lead the top-seeded Tar Heels to a 71-56 win over No. 4 seed Boston College in the semifinals.

All five Tar Heel starters scored in double figures as Carolina beat NC State, 89-80, in the final. Keyshawn Terry scored eight consecutive points in a late-game stretch to capture the win.

Wright was named MVP, becoming the fifth freshman and fourth Tar Heel freshman to do so. Wright joined UNC's Phil Ford (1978), Sam Perkins (1981) and Jerry Stackhouse (1994) and Duke's Jason Williams (2000) as those to accomplish the feat. Wright, Ellington and Ty Lawson made the All-ACC Tournament team, the first time three freshmen from the same team ever earned that honor.

The 2007 championship was Roy Williams' first as the Tar Heel head coach.


2008

Carolina beat Florida State, Virginia Tech and Clemson to win the 2008 ACC title, its second in a row and an ACC-record 17th overall. The Tar Heels have won back-to-back ACC Tournament titles five times — 1967-68, 1968-69, 1981-82, 1997-98 and 2007-08.

Tyler Hansbrough, Wayne Ellington and Marcus Ginyard were named to the ACC All-Tournament First Team.

Virginia Tech led most of the game in the semifinals. Ellington hit a pair of three-pointers late to tie the game before Hansbrough hit a baseline jump shot with 0.8 seconds left for a 68-66 win. Ellington made 10 of 13 shots from the floor and had 24 points in the championship game win over Clemson.

Hansbrough had 26 points and nine rebounds against the Hokies and 18 points and 11 rebounds in the finals to earn MVP honors.



Vince Carter and Carolina won their second consecutive ACC title in 1998.



MVP Tyler Hansbrough celebrates his 2008 game-winner vs. Virginia Tech.

**CAROLINA:**

- 17 ACC TOURNAMENT TITLES
- 90 ACC TOURNAMENT WINS
- 32 ACC FINALS
- 24 NO. 1 SEEDS

**1957 Season**

The Tar Heels had to pull out numerous close games to preserve their perfect 32-0 record and NCAA title. Win No. 17 was a 65-61 triumph over Maryland in double overtime. Tommy Kearns' free throws provided the winning margin in the 18th consecutive win, 75-73, over Duke. The Tar Heels beat Wake Forest for the fourth time in that one year in the ACC Tournament semifinals. Carolina trailed with less than a minute left, but squeaked out a 61-59 win.

Those close games were nothing compared to the drama that unfolded in the Final Four in Kansas City. The Tar Heels won back-to-back triple overtime games against Michigan State and Kansas to capture UNC's first NCAA championship. Pete Brennan's jumper against Michigan State was a key play that extended the game into the second overtime. Joe Quigg's two free throws with six seconds remaining in the third overtime gave Carolina a 54-53 win over Kansas and Wilt Chamberlain in the final. In 1999, Sports Illustrated selected the 1957 NCAA title game as its second-favorite game of all-time.

**UNC 87, Davidson 85  
March 15, 1969**

Charles Scott almost single-handedly carried the Tar Heels to victory in the NCAA East Regional final in College Park, Md. Scott connected on 10 of 14 field goal attempts in the second half. Davidson had the ball with 1:05 remaining and the score tied, 85-85, but Gerald Tuttle drew a charge for the Tar Heels. Scott hit a 20-footer with three seconds left and Carolina advanced to its third consecutive Final Four.

**UNC 73, Duke 71  
January 19, 1974**

The Tar Heels defeated the Blue Devils on a last-second shot at Cameron Indoor Stadium. The Tar Heels rallied to tie the score and Duke had the ball at half-court with four seconds left. Bobby Jones stole the inbounds pass and hit an off-balance lay-up with one second left to give Carolina a 73-71 win.

**UNC 96, Duke 92 (OT)  
March 2, 1974**

In one of the most famous comebacks in college basketball, the Tar Heels rallied from eight points down with 17 seconds remaining against Duke to force overtime. Trailing 86-78, Bobby Jones made both ends of a one-and-one with just 17 seconds left. John Kuester cut the deficit to four with 13 seconds to play with a lay-up after Duke threw away the inbounds pass. The Blue Devils again lost the inbounds pass and Jones cut the deficit to two on a put-back off an Ed Stahl miss. Six seconds remained. The Tar Heels fouled Pete Kramer with four seconds left, and he missed the front end of the one-and-one. Stahl grabbed the rebound and called a timeout with three ticks left. Mitch Kupchak in-bounded the ball to Walter Davis, who launched a 25-foot shot as time expired. The shot banked off the glass to



The UNC bench jumps for joy as Charles Scott hits the game-winner as time expires, giving the Tar Heels an 87-85 win over Davidson in the 1969 NCAA East Regional Final.

tie the score at 86-86. Carmichael Auditorium erupted and Carolina went on to win 96-92 in overtime.

**UNC 101, Wake Forest 100 (OT)  
March 6, 1975**


Carolina trailed Wake Forest, 90-82, with 50 seconds remaining in the ACC quarterfinals. Phil Ford hit a 20-footer with 43 ticks left and Mitch Kupchak followed a Deacon turnover with a driving layup with 34 seconds to play. Wake Forest's inbounds pass grazed the scoreboard, turning the ball back to Carolina. Walter Davis scored to make it 90-88 with 29 seconds left. The Deacons failed to convert two one-and-one opportunities before Brad Hoffman drove the baseline and nailed a 12-footer to tie the game with two seconds left. The Tar Heels pulled out the 101-100 win in overtime and went on to capture the ACC title two days later.

**UNC 70, NC State 69  
January 17, 1979**

Carolina charged out to a 40-19 halftime lead and led by 17 with 10:30 to play, but the Wolfpack got hot. Kenny Matthews hit a jumper with 32 seconds left that gave State a 69-68 lead. Dudley Bradley missed a jumper for the Tar Heels and State grabbed the rebound with 16 seconds left. Reynolds Coliseum celebrated. But Bradley stole the ball from Clyde Austin at mid-court and drove in for the game-winning dunk and a 70-69 triumph.

**UNC 63, Georgetown 62  
March 29, 1982**

Michael Jordan hit a jumper from the left wing with 17 seconds to play to give Dean Smith his first national championship. Final Four MVP



Dudley Bradley's steal and dunk in the final seconds gave the Tar Heels a 70-69 win at NC State on January 17, 1979.

Sally Sather

James Worthy had 28 points, but it was the freshman Jordan who took a pass from Jimmy Black and made the game-winning shot. Worthy stole an errant pass from Hoya forward Fred Brown in the final seconds to clinch the title.

### **UNC 70, Tulane 68 (3 OT) November 30, 1982**

John Williams made two free throws with eight seconds to play to give Tulane a 53-51 edge. Michael Jordan was whistled for an offensive foul with four seconds remaining, and it appeared the Tar Heels would start a season with three successive losses for the first time since 1928-29. However, Jordan stole the inbounds pass and hit a 24-foot prayer at the buzzer to tie the game. Carolina prevailed, 70-68, in triple overtime.

### **UNC 64, Virginia 63 February 10, 1983**

Carolina trailed second-ranked Virginia by 16 points in the second half and was down 63-53 with 4:12 remaining. Jimmy Braddock hit a three-pointer and Matt Doherty and Sam Perkins each converted one-and-ones to close the gap to 63-60 with 2:54 remaining. Virginia held the ball and Perkins was forced to foul Ralph Sampson with 1:20 left. The All-America center missed the front end of his one-and-one. Braddock missed a three-pointer, but Michael Jordan was there to put in the rebound. As Rick Carlisle dribbled up-court, Jordan stole the ball and slammed it home for a 64-63 Tar Heel lead. Carlisle missed a last-second shot and Jordan grabbed the rebound in front of a delirious Carmichael crowd.

### **UNC 75, Maryland 74 January 9, 1985**

Lefty Driesell's Maryland Terrapins seemed poised to knock off Carolina at Carmichael Auditorium. The Terps led 72-69 with 23 seconds left and Keith Gatlin on the line for a one-and-one. The 83 percent foul shooter missed the front end and UNC's Kenny Smith sank a jump shot with 16 seconds left. Adrian Branch, a 78 percent free-throw shooter, also missed. Dave Popson provided the winning points with a high-arc jumper with nine seconds to play. Curtis Hunter's steal and free throws secured the win.

### **UNC 60, Notre Dame 58 March 16, 1985**

In the second round of the NCAA Tournament, the higher-seeded Tar Heels had to play at Notre Dame. Tied at 58 with 1:38 left, the Irish held for the last shot. Irish point guard David Rivers lost control of the ball, enabling Curtis Hunter to scoop it up and make a lead pass to Kenny Smith.



**Walter Davis (No. 24) capped a furious, eight-point comeback in the final 17 seconds of regulation with this 25-foot shot at the buzzer on March 2, 1974. Carolina went on to defeat Duke, 96-92, in overtime.**

Smith slammed it home, then stole the inbounds pass to seal the win.

### **UNC 96, Syracuse 93 (OT) November 21, 1987**

Undermanned Carolina faced top-ranked Syracuse in the Hall of Fame Tip-Off Classic and the Orange led by 14 with 15:39 to play. Carolina stormed back and sent the game into overtime when freshman Pete Chilcutt hit a turnaround jumper at the horn to tie the game at 85.

### **UNC 80, James Madison 79 November 24, 1989**

The Tar Heels trailed Lefty Driesell's Dukes, 79-70, with less than a minute to play in the Maui Classic. An offensive rebound basket by Rick Fox and a steal and three-pointer by Hubert Davis cut the deficit to four with 48 seconds to play. Pete Chilcutt hit a three to pull within one with 10 ticks remaining. The Tar Heels had one last chance after a JMU player stepped out of bounds and King Rice tossed an off-balance runner from the top of the key that banked in at the buzzer.

### **UNC 79, Oklahoma 77 March 17, 1990**

The Tar Heels trailed No. 1 ranked Oklahoma, 74-73, with 55 seconds to play when Rick Fox nailed a three-pointer from 25 feet away. The Sooners answered with a conventional three-point play and led, 77-76, but King Rice was fouled with 10 seconds left. Rice hit the first shot, but missed the second. The rebound went out-of-bounds to Carolina with eight seconds to play. Fox hit a driving bank shot off the glass as

time expired that gave the Tar Heels a 79-77 win and a 10th consecutive trip to the Sweet 16.

### **UNC 80, Wake Forest 78 February 8, 1992**

Just three days after knocking off No. 1 Duke, Carolina rallied from 22 points behind to defeat Wake Forest, 80-78, on Brian Reese's jumper at the buzzer. The comeback was the largest in Tar Heel history. UNC trailed by 20 with 14:49 to play and by 11 with 6:17 to go before a 10-0 run cut the Deacs lead to 75-74. Pat Sullivan tied the game at 78 with a pair of free throws with 38 seconds left. Reese set up the final possession with a steal with 16 seconds to go. He drove the lane and missed, but grabbed his own rebound and launched a 12-footer at the buzzer for the win.

### **UNC 82, Florida State 77 January 27, 1993**

The Seminoles jumped out to a 45-28 advantage at the half and later extended the lead to as many as 21 points. Carolina trailed 73-54 with less than nine minutes to play. The Tar Heels, keyed by a pair of three-pointers by Henrik Rodl, then ran off 15 straight points and Eric Montross hit a jump hook with 1:59 left to cut the FSU lead to 77-76. George Lynch stole a crosscourt pass by Charlie Ward and slammed the ball home to give Carolina a 78-77 lead. Clutch foul shooting by Donald Williams sealed the 82-77 victory. The Tar Heels outscored the Seminoles 28-4 over the last nine minutes.

### **1993 NCAA Tournament**

The Tar Heels had to overcome double-digit deficits on three different occasions. Carolina trailed Arkansas, 25-14, more than 10 minutes into the first half of the East Regional semifinal. Sparked by George Lynch and Donald Williams, the Tar Heels went on a 14-3 run to tie the game at 28. Carolina fell behind 38-31 before knotting the score at 45 at halftime and eventually prevailing 80-74.

The Tar Heels trailed Cincinnati 29-14 in the regional final with less than seven minutes remaining in the first half. Nick Van Exel hit his sixth three-pointer of the half with 4:50 remaining to chalk up his 21st point and a 33-20 UC lead. Led by Derrick Phelps' defense, Carolina cut the deficit to one by halftime, held Van Exel to only two points in the final 20 minutes and pulled out a 75-68 overtime win.

The Tar Heels fell behind Michigan, 23-13, in the national championship game. Carolina went on a 12-2 run to tie the game, capped off by a three-pointer by Donald Williams. Carolina took a 42-36 halftime lead and went on to win the title, 77-71. Williams finished with 25 points and hit four free throws in the final minutes to secure the win.

### UNC 86, Wake Forest 84 (OT) March 12, 1994

The Tar Heels erased a five-point deficit in the final 1:15 of regulation to down the Demon Deacons, 86-84, in overtime in the ACC semifinals. Leading 81-78, Wake Forest chose to foul Derrick Phelps with 11.8 seconds left. Phelps made the first free throw and missed the second, but grabbed the rebound. He found Dante Calabria, whose baseline drive and basket with 3.8 ticks left tied the score at 81. Freshman Jerry Stackhouse took a pass from Phelps and hit a driving shot to win the game, 86-84. Carolina went on to win its 13th ACC title the next day with a 73-66 victory over Virginia.

### UNC 62, Wake Forest 61 January 28, 1995

Winston-Salem was the stage for a battle between sophomore centers Rasheed Wallace and Tim Duncan. Duncan had 18 points, 17 rebounds and seven blocks, and Wallace countered with 17 points, 10 rebounds and three blocks. Carolina trailed Wake Forest 53-43 with 6:39 left. Strong inside play from Wallace and the three-point shooting of Jeff McInnis and Donald Williams brought UNC to within one at 61-60. Williams then hit a running one-hander from the right side of the lane with 5.5 seconds remaining for a 62-61 win.

### UNC 102, Duke 100 (2 OT) February 2, 1995

The Tar Heels jumped out to a 26-9 lead on a spectacular reverse dunk by Jerry Stackhouse over two Blue Devils. Duke pulled within five at halftime and led by as many as 12 in the second half. UNC battled back from a nine-point deficit with 6:18 remaining to force overtime. The Tar Heels led by nine, but Duke made three three-pointers, including a 30-footer from Jeff Capel at the buzzer, to knot the score at 95 and force a second overtime. Donald Williams hit a pair of 12-footers in the second OT and Jeff McInnis had a steal and lay-up with under a minute to play to give Carolina a 102-100 win. Stackhouse and Rasheed Wallace each had 25 points and Williams added 24 in one of the greatest college basketball games ever played.

### UNC 73, Duke 72 January 31, 1996

The Blue Devils' lead was three when Ademola Okulaja grabbed an offensive rebound and scored to make it 69-68 with 1:55 to go. Steve Wojciechowski hit a three-pointer for a 72-68 Duke lead with 1:13 to play, but Shammond Williams countered with a three of his own 15 seconds later. Duke turned the ball over and the Tar Heels nearly returned the favor, but Williams forced a jump ball after a scramble. Possession favored UNC and Jeff McInnis drove into the lane and fed Serge Zwikker, whose shot was blocked by Greg Newton. Dante Calabria tipped the loose ball in for a 73-72 lead. Duke had one



**Jerry Stackhouse scored 25 points in the 102-100, double-overtime win at Duke in 1995.**

final chance to win, but Ricky Price's baseline jumper at the buzzer hit the front of the rim.

### UNC 59, NC State 56 January 15, 1997

The Tar Heels began ACC play with three straight losses for the first time in history. Carolina led 36-28 at halftime, but did not score a field goal in the second half until the 8:09 mark and had just two baskets in the first 18 minutes of the second stanza. The Wolfpack led 56-47 with 2:00 to play, but the Tar Heels went on a 12-0 run to finish the game. Antawn Jamison began the rally by forcing a steal and Shammond Williams hit a lay-up to pull within seven. Williams hit a three-pointer and Jamison added a lay-up to pull within two points with 50 seconds to play. Trailing by one with 28 seconds left, Carolina fouled and State missed the front end of a one-and-one. The Tar Heels went ahead for good with 12 seconds to play as Ademola Okulaja fed Jamison on the low block for a lay-up. Vince Carter stole the inbound pass after the go-ahead score to secure the win.

### UNC 45, NC State 44 February 12, 1997

This was the lowest scoring output in a win during Dean Smith's 36 years as head coach. The Tar Heels trailed 28-19 at the half, but pulled within 42-41 with 7:25 to play. Neither team scored until a Damon Thornton basket with 2:03 left gave State a 44-41 advantage. Serge Zwikker scored for UNC to make it 44-43. With 12.3 seconds to play, Antawn Jamison forced a turnover and freshman point guard Ed Cota drove to

the left baseline and lofted a floater which found the net with 4.5 seconds remaining. Vince Carter blocked State's last shot at the buzzer to clinch the victory.

### UNC 107, Ga. Tech 100 (2 OT) February 8, 1998

The Tar Heels let a seven-point lead slip away in the final minute of regulation, but Shammond Williams put on an awesome three-point shooting display as Carolina prevailed, 107-100, in double-overtime in Atlanta. Williams forced a second overtime with a pair of free throws with six seconds left in the first extra period. In the second OT, Williams scored 12 of his career-high 42 points, including two three-pointers.

### UNC 74, Tennessee 69 March 24, 2000

Carolina was unranked for the first time in 10 years and entered the NCAA Tournament as the No. 8 seed. The Tar Heels trailed 10th-ranked Tennessee, 39-36, at halftime of the regional semifinal. The Vols led by two when UNC center Brendan Haywood fouled out with 8:03 left and led, 64-57, with 4:48 to play. But freshman Joseph Forte hit a three-pointer and Jason Capel had a steal and lay-up to make it 64-62 with 3:41 left. Ed Cota tied the game on a driving lay-up and followed with a jumper to give UNC the lead with 1:59 left. Forte, Julius Peppers and Cota each hit two free throws in the final 0:34 to cap a 15-3 Tar Heel run and a 74-69 win.

### UNC 70, Wake Forest 69 January 6, 2001

Brendan Haywood grabbed a loose ball in the lane and scored with 3.3 seconds to play to give the Tar Heels the win over No. 4-ranked and previously undefeated Wake Forest. Haywood finished with 24 points and 10 rebounds. His basket marked the fourth lead change in the final 1:22.

### UNC 85, Duke 83 February 1, 2001

Joseph Forte had 24 points, 16 rebounds (a UNC record for guards), six assists and three steals. The Tar Heels blistered the Cameron Indoor Stadium nets by shooting 51.5 percent from the floor. Carolina led by as many as 13 in the first half, but Duke took the lead midway through the second half. Ronald Curry scored six straight points in 48 seconds to give the Tar Heels a 63-59 lead. UNC later built a seven-point lead, but the Blue Devils tied the score with three seconds left. On the ensuing inbound play, Shane Battier fouled Brendan Haywood and the UNC seven-footer hit both free throws with one second left for the win.

### UNC 86, Connecticut 83 January 17, 2004

Rashad McCants scored 27 points against the Huskies for the second straight year and for the second year in a row the Tar Heels upset Connecticut in the Smith Center. McCants scored the

last 10 points of the game for Carolina, including a three-pointer with just over six seconds to play. The Huskies would go on to win the national championship. It was Roy Williams' first win as UNC's head coach over a No. 1 ranked team.

### UNC 75, Duke 73 March 6, 2005

Carolina trailed, 73-64, after Blue Devil forward Lee Melchionni hit a three with 3:03 to play. But the Tar Heels outscored Duke, 11-0, the rest of the way to clinch the regular-season ACC title. Trailing by two with less than 30 seconds to play, David Noel stripped Daniel Ewing of the ball and Raymond Felton grabbed the loose ball and called timeout. On the ensuing possession, Felton hit the first of two free throws, Marvin Williams rebounded his missed second free throw and scored the go-ahead basket with 17 seconds to play. Sean May led UNC with 26 points and 24 rebounds.

### UNC 75, Illinois 70 April 4, 2005

Final Four MVP Sean May led UNC with 26 points and 10 rebounds, while Raymond Felton's and Marvin Williams' late heroics gave Roy Williams his first NCAA title. Marvin Williams broke a 70-all tie with a tip-in basket with 1:27 to play. Leading 72-70, Felton, who earlier hit a three-pointer to break a 65-65 tie, stole an Illini pass with 31 seconds to play and hit three of four free throws to cap the win.

### UNC vs. Clemson 2007-08 Regular Season

Carolina beat Clemson in a pair of close games during the 2007-08 regular season. In the first meeting on Jan. 6, 2008, in Clemson, Wayne Ellington hit a three-pointer with 0.4 seconds remaining in overtime to give UNC a 90-88 win. Ellington scored a career-high 36 points in the game, connecting on five three-pointers. The final shot by Ellington marked UNC's first



Marvin Williams' three-point play clinched the 2005 win over Duke.

late game-winner since David Noel rattled in a three-pointer with 1.8 seconds left on Nov. 19, 2005, to beat Gardner-Webb in the Smith Center and marked Carolina's first overtime win under head coach Roy Williams.

In the return matchup in Chapel Hill on Feb. 10, Tyler Hansbrough scored 13 of his 39 points in the two overtime periods as Carolina rallied from 15 points down to beat the Tigers, 103-93, in double overtime. The Tar Heels trailed by 11 points with 3:12 left to play in regulation before scoring nine straight points to cut the lead to 79-77. Quentin Thomas hit a driving layup to force the first overtime and UNC eventually won in the second extra stanza.

### UNC 80, Florida State 77 Jan. 28, 2009

Ty Lawson sank a game-winning three-pointer as time expired to beat Florida State, 80-77, in Tallahassee in a game in which UNC led by 11 at the half, but trailed by as many as five with less

than seven minutes to play. Danny Green's steal and three-point play tied the game at 77 with 1:12 to play, then Tyler Hansbrough forced a turnover by Toney Douglas with 3.2 seconds remaining. Hansbrough inbounded the ball to Lawson, who raced from his own free throw line to just outside the top of the key before launching a floater that found the bottom of the net as the buzzer rang.

### 2011 ACC Tournament

The Tar Heels trailed by 19 points against Miami in the quarterfinals but rallied for a 61-59 win on a buzzer-beating layup by Tyler Zeller after a drive and pass from freshman point guard Kendall Marshall. It was the largest comeback by UNC in ACC Tournament history. The Hurricanes led, 53-34, with 9:51 to play but Carolina scored 27 of the final 33 points.

The next day, fourth-seeded Clemson led the #1 seed Tar Heels, 38-28, at the half before UNC rallied again for a 92-87 win in overtime. The 10-point halftime deficit is the largest Carolina has ever overcome to win at the ACC Tournament. Harrison Barnes scored 40 points, including 14 in overtime, to tie the ACC freshman scoring record and set a record for freshman scoring in an ACC Tournament game.

### UNC 85, NC State 84 February 26, 2014

Marcus Paige scored 31 of his 35 points in the second half and overtime including a coast-to-coast game-winning layup with 0.9 seconds to play. Paige outdueled eventual ACC Player of the Year T.J. Warren, who led the Pack with 36. UNC trailed by double digits in the first half and by six points both late in regulation and in extra time. Paige hit seven threes and J.P. Tokoto had 16 points and 10 rebounds.



Marcus Paige hit this driving layup with under a second left to beat NC State and complete a double-digit comeback on Feb. 25, 2014.

J.D. Lyon Jr.

# NBA LEGACY



Tar Heel alums Vince Carter and Antawn Jamison have enjoyed long and successful NBA careers.



Hubert Davis

**ESPN RANKED UNC THE NO. 1 SCHOOL IN THE NATION IN PRODUCING THE BEST PROS IN THE MODERN NBA DRAFT ERA (SINCE 1989) BASED ON THE QUALITY OF THE FORMER PLAYERS' PRO CAREERS.**



Brad Daugherty









A 2012 REPORT FROM THE WALL STREET JOURNAL FOUND THAT SINCE 1985, NBA-BOUND PLAYERS FROM CAROLINA HAVE EARNED OVER \$853 MILLION, MORE THAN BASKETBALL ALUMNI FROM ANY OTHER UNIVERSITY. "IT'S ABSOLUTELY FAIR TO SAY THAT THE TAR HEELS ARE THE FIRST COLLEGE TEAM — POSSIBLY IN ANY SPORT — WHOSE FORMER ATHLETES HAVE EARNED MORE THAN \$1 BILLION IN SALARY PLAYING THAT SPORT PROFESSIONALLY. IF YOU FACTOR IN ENDORSEMENT INCOME, [MICHAEL] JORDAN ALONE MIGHT MAKE THE TAR HEELS' LEAD INSURMOUNTABLE."

Many Tar Heels have continued their NBA success well after their playing careers ended. Among UNC alums who have gone on to NBA coaching and/or front office careers are (left to right): George Karl, who has served as the head coach of five NBA teams.; Mitch Kupchak, the general manager of the Lakers; Michael Jordan, owner of the Charlotte Hornets; and Dave Hanners, who is in his fourth season as an assistant coach in New Orleans.



# TAR HEELS THRIVE AT THE NEXT LEVEL



**CAROLINA HAS HAD 107 PLAYERS DRAFTED BY NBA TEAMS AND 46 FIRST-ROUND PICKS, MOST IN THE ACC BY A WIDE MARGIN. EIGHTEEN OF THOSE DRAFTEES HAVE PLAYED FOR ROY WILLIAMS IN THE LAST 11 SEASONS.**

## 17 CURRENT NBA PLAYERS

(prior to 2014-15 season)

Harrison Barnes, Golden State  
 Reggie Bullock, L.A. Clippers  
 Vince Carter, Memphis  
 Ed Davis, L.A. Lakers  
 Wayne Ellington, L.A. Lakers  
 Raymond Felton, Dallas  
 Danny Green, San Antonio  
 P.J. Hairston, Charlotte  
 Tyler Hansbrough, Toronto  
 Brendan Haywood, Cleveland  
 John Henson, Milwaukee  
 Antawn Jamison, free agent  
 Ty Lawson, Denver  
 Kendall Marshall, Milwaukee  
 Marvin Williams, Charlotte  
 Brandan Wright, Dallas  
 Tyler Zeller, Boston

## PROFESSIONAL PLAYERS OVERSEAS

Marcus Ginyard (TBA)  
 Will Graves (TBA)  
 Justin Knox (Malaysia)  
 Sean May (TBA)  
 David Noel (France)  
 Reyshawn Terry (Lebanon)  
 Deon Thompson (China)  
 Justin Watts (Japan)  
 Jawad Williams (Turkey)



**“UNC IS A PLUS-FOUR SCHOOL, MEANING THAT IF I RATE A PLAYER AS THE 10TH-BEST PLAYER IN THE NBA DRAFT, BEING A TAR HEEL AUTOMATICALLY JUMPS HIM TO NUMBER SIX. THE PLUS-FOUR RATING IS BASED UPON THE SUCCESS OF FORMER TAR HEELS IN THE NBA.”**


— JOHN GABRIEL, NEW YORK KNICKS DIRECTOR OF OPERATIONS

# NBA PIPELINE

CAROLINA HAS PRODUCED 46  
NBA FIRST-ROUND DRAFT PICKS,  
INCLUDING 35 SINCE 1980 TO  
LEAD THE NATION.



# TAR HEELS IN THE NBA



HEAD COACH ROY WILLIAMS HAS COACHED 18 FORMER TAR HEELS WHO HAVE BEEN SELECTED IN THE NBA DRAFT, INCLUDING 15 IN THE FIRST ROUND.



“When it comes to impact on the NBA, one program clearly stands apart from the rest. Two schools, North Carolina and UCLA, have developed the most quality NBA talent over the span of the last 60 years of league history, and over the last 25 years the Tar Heels have left the Bruins far behind. Carolina has had more first round draft picks than any other program. Those draft picks have gone on to consistently meet or beat expectations for their performance in the NBA. As icing on the cake, Carolina has also had more former players develop into winning NBA coaches than any other college program, and in this regard there is not even a close second.”




## **Harrison Barnes ♦ Golden State Warriors**

- A lottery pick in 2012
- An NBA first-team All-Rookie Team choice in '13
- Helped lead Golden State to 51 wins and a second consecutive playoff berth in 2013-14



## **Reggie Bullock ♦ Los Angeles Clippers**

- First-round pick (25th) overall in the 2013 NBA Draft
- A shooter off the bench for the 57-win Clippers in 2013-14
- Helped the Clippers to the Pacific Division title last year

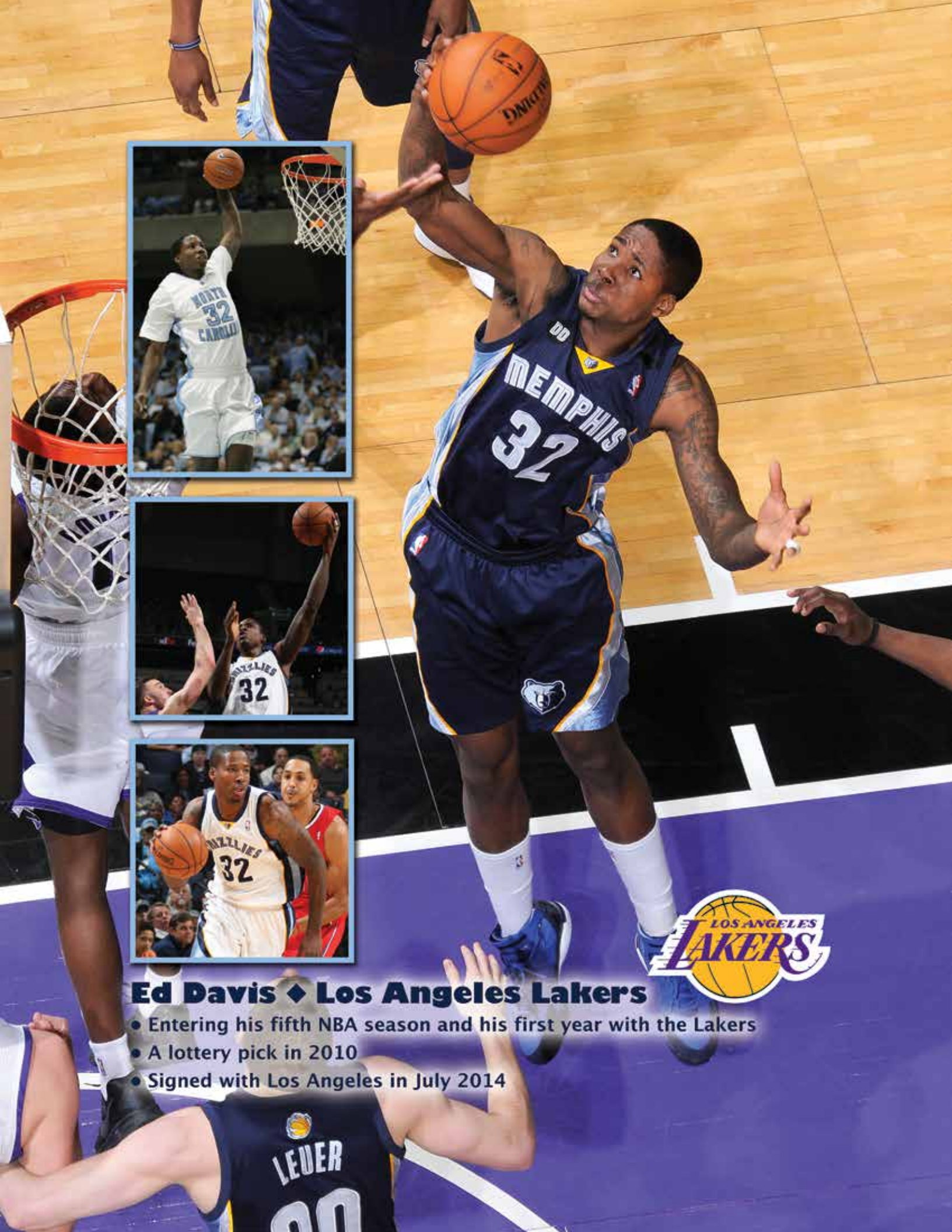


GRIZZLIES  
15



## Vince Carter ♦ Memphis Grizzlies

- Fifth overall pick in the 1998 NBA Draft
- Eight-time All-Star, receiving the most votes three times
- Enters his 17th NBA season with over 22,000 career points



**Ed Davis ♦ Los Angeles Lakers**

- Entering his fifth NBA season and his first year with the Lakers
- A lottery pick in 2010
- Signed with Los Angeles in July 2014



## **Wayne Ellington ♦ Los Angeles Lakers**


- Signed with the Lakers prior to the 2014-15 season
- A 39 percent career three-point shooter in five NBA seasons
- Reunited in L.A. with former Tar Heel teammate Ed Davis






## Raymond Felton ♦ Dallas Mavericks

- Traded to Dallas after the 2013-14 season
- Has averaged at least 11.4 points and 5.5 assists in eight of his nine NBA seasons
- Lottery pick (fifth overall) in 2005





## **Danny Green ♦ San Antonio Spurs**

- Starting shooting guard for the 2014 NBA champion Spurs
- Joins James Worthy and Michael Jordan as the only Tar Heels with NCAA (2009) and NBA (2014) championships
- Is sixth in NBA history in postseason three-point percentage
- Set an NBA Finals record with 27 three-pointers in 2013



**P.J. Hairston ♦ Charlotte Hornets**

- First-round pick in the 2014 NBA Draft
- Carolina's 46th first-round NBA Draft pick
- The 15th first-round pick to play for Roy Williams at UNC



## **Tyler Hansbrough ♦ Toronto Raptors**

- Entering his sixth NBA season and his second in Toronto
- A lottery pick in 2009
- Helped lead the Raptors to the Atlantic Division title in 2013-14

VISA SIGNATURE

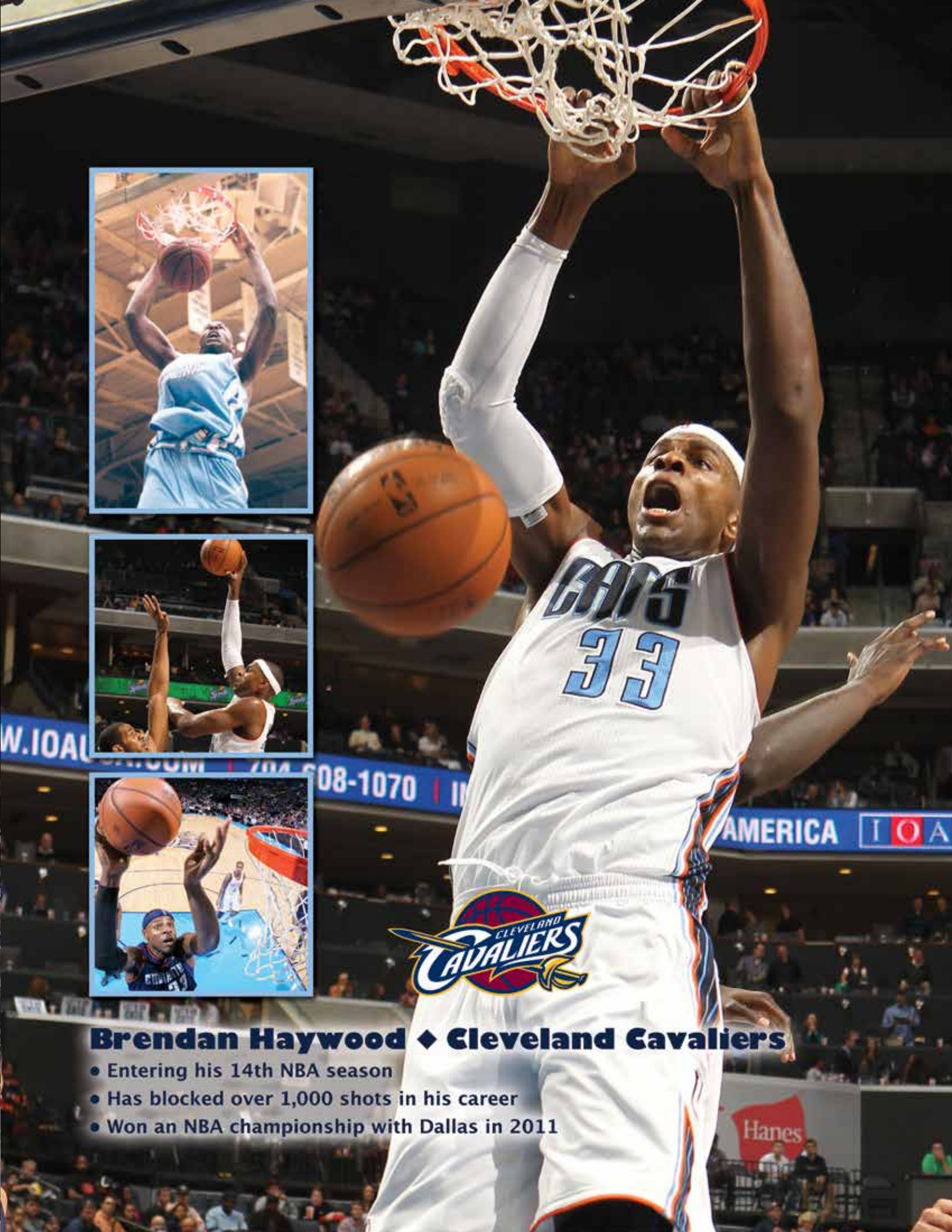
VISA SIGNATURE

VISA SIGNATURE

VISA SIGNATURE


BUD LIGHT

BUD LIGHT



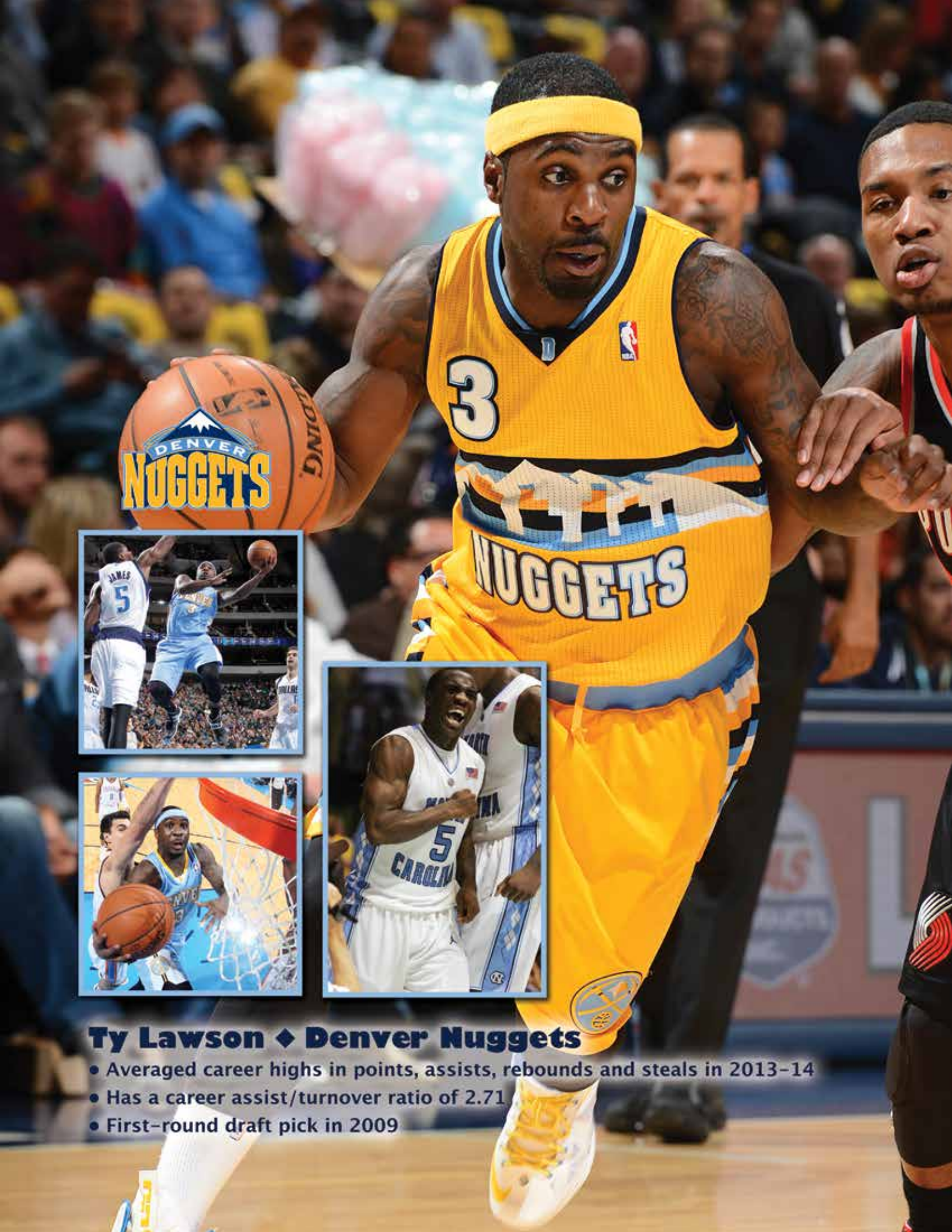
## **Brendan Haywood ♦ Cleveland Cavaliers**

- Entering his 14th NBA season
- Has blocked over 1,000 shots in his career
- Won an NBA championship with Dallas in 2011



## **John Henson ♦ Milwaukee Bucks**

- Lottery pick (14th overall) in the 2012 NBA Draft
- Averaged over 11 points and seven rebounds per game in 2013-14
- Scored in double figures 46 times with 12 double-doubles last season



## **Ty Lawson ♦ Denver Nuggets**

- Averaged career highs in points, assists, rebounds and steals in 2013-14
- Has a career assist/turnover ratio of 2.71
- First-round draft pick in 2009



## **Kendall Marshall ♦ Milwaukee Bucks**

- Ranked 2nd in the NBA with 8.8 assists per game in 2013-14
- Joined the Bucks after spending last season with the L.A. Lakers
- Lottery pick (13th overall) in the first round of the 2012 NBA Draft
- Had six games with over 15 assists in 2014-15





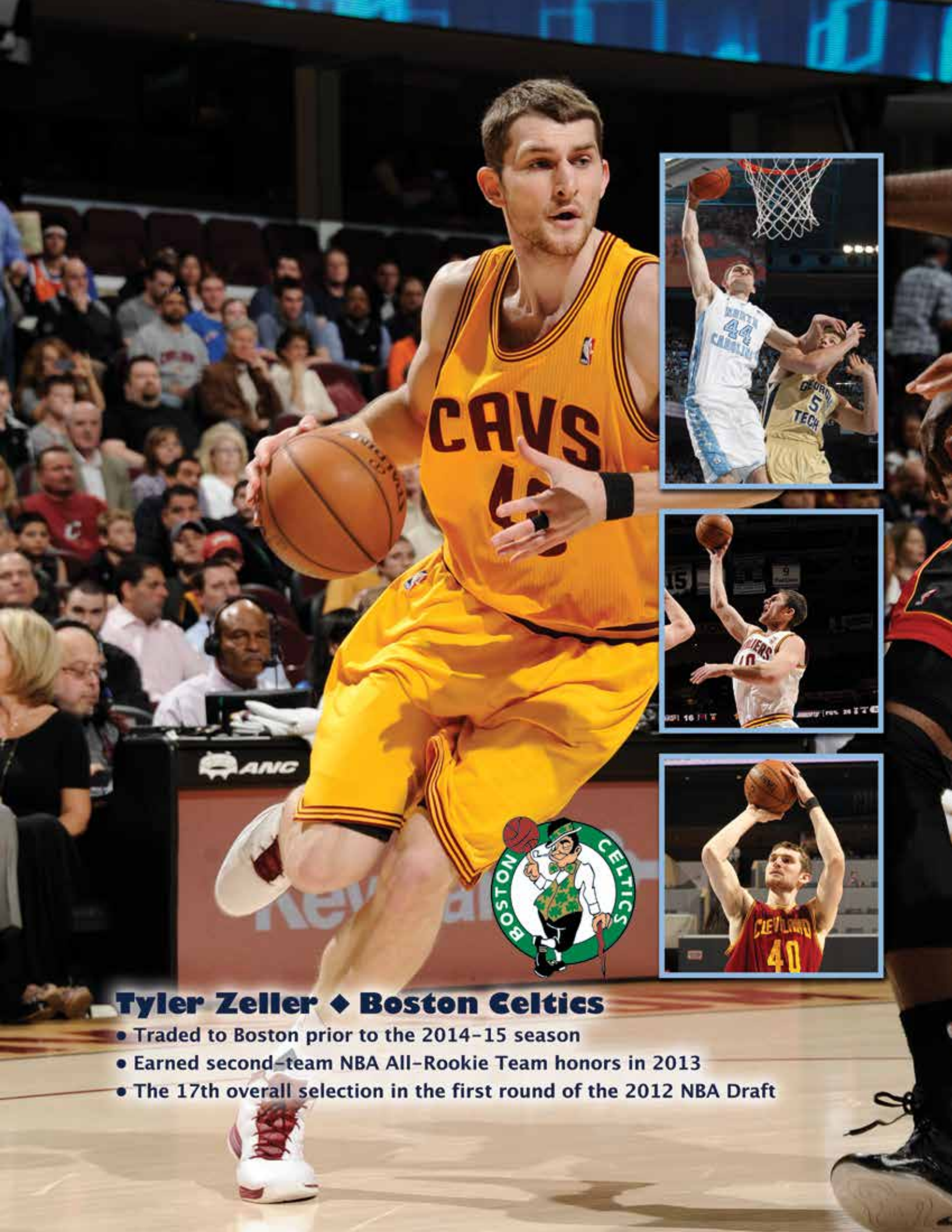
## **Marvin Williams ♦ Charlotte Hornets**

- Second overall pick in the 2005 NBA Draft
- Averaging 11 points and five rebounds in his nine-year career
- Signed with Charlotte as a free agent in the summer of 2014



## **Brandon Wright ♦ Dallas Mavericks**

- Entering his fourth season with Dallas
- A lottery pick in 2007 who set career highs in scoring and rebounding in 2013-14
- Has shot over 60 percent from the floor in three seasons with Dallas




## **Tyler Zeller ♦ Boston Celtics**

- Traded to Boston prior to the 2014-15 season
- Earned second-team NBA All-Rookie Team honors in 2013
- The 17th overall selection in the first round of the 2012 NBA Draft

# NBA DRAFT POWERHOUSE


Year	Player	NBA Team	Round	# Pick	# Overall
1947	Fritz Nagy*	Pittsburgh Ironmen	n/a	n/a	n/a
1948	Hook Dillon	Chicago Stags	n/a	n/a	n/a
1948	Norman Kohler	Indianapolis Olympians	n/a	n/a	n/a
1948	Bob Paxton	Indianapolis Olympians	n/a	n/a	n/a
1957	Lennie Rosenbluth	Philadelphia Warriors	1st	6	6
1958	Pete Brennan	New York Knicks	1st	4	4
1958	Joe Quigg	New York Knicks	2nd	4	12
1958	Tommy Kearns	Syracuse Nationals	4th	6	29
1960	Lee Shaffer	Syracuse Nationals	1st	5	5
1960	Doug Moe	Detroit Pistons	7th	4	52
1961	York Larese	Chicago Packers	2nd	11	20
1961	Doug Moe	Chicago Packers	2nd	13	22
1961	Dick Kepley	St. Louis Hawks	11th	7	98
1962	Jim Hudock	Philadelphia Warriors	6th	7	50
1962	Ken McComb	Philadelphia Warriors	10th	6	84
1962	Donnie Walsh	Philadelphia Warriors	11th	5	89
1963	Larry Brown	Baltimore Bullets	7th	2	55
1965	Billy Cunningham	Philadelphia 76ers	1st	4	4
1966	Bob Bennett	New York Knicks	13th	1	101
1967	Bob Lewis	San Francisco Warriors	4th	8	39
1967	Mark Mirken	New York Knicks	11th	4	117
1968	Larry Miller	Philadelphia 76ers	5th	12	62
1969	Bill Bunting	New York Knicks	2nd	11	26
1969	Dick Grubar	Los Angeles Lakers	6th	12	83
1969	Rusty Clark	Detroit Pistons	11th	4	145
1970	Charles Scott	Boston Celtics	7th	4	106
1971	Lee Dedmon	Los Angeles Lakers	5th	13	81
1972	Robert McAdoo	Buffalo Braves	1st	2	2
1972	Dennis Wuycik	Boston Celtics	2nd	14	27
1972	Bill Chamberlain	Golden State Warriors	3rd	13	43
1972	Steve Previs	Boston Celtics	7th	14	111
1972	Kim Huband	Buffalo Braves	13th	2	176
1972	Craig Corson	Buffalo Braves	14th	2	182
1973	George Karl	New York Knicks	4th	14	66
1973	Donn Johnston	Buffalo Braves	18th	1	207
1974	Bobby Jones	Houston Rockets	1st	5	5
1974	Darrell Elston	Atlanta Hawks	3rd	7	43
1974	John O'Donnell	New York Knicks	10th	14	174
1975	Donald Washington	New York Knicks	5th	8	80
1975	Ed Stahl	Kansas City-Omaha Kings	5th	13	85
1976	Mitch Kupchak	Washington Bullets	1st	13	13
1977	Walter Davis	Phoenix Suns	1st	5	5
1977	Tommy LaGarde	Denver Nuggets	1st	9	9
1977	John Kuester	Kansas City Kings	3rd	9	53
1977	Bruce Buckley	San Antonio Spurs	6th	15	125
1978	Phil Ford	Kansas City Kings	1st	2	2
1978	Geff Crompton	Kansas City Kings	4th	4	70
1978	Tom Zaliagiris	Milwaukee Bucks	8th	12	164
1979	Dudley Bradley	Indiana Pacers	1st	13	13
1980	Mike O'Koren	New Jersey Nets	1st	6	6
1980	John Virgil	Golden State Warriors	3rd	3	49
1980	Rich Yonakor	San Antonio Spurs	3rd	15	61
1980	Jeff Wolf	Milwaukee Bucks	4th	17	86
1980	Dave Colescott	Utah Jazz	7th	2	140
1981	Al Wood	Atlanta Hawks	1st	4	4
1981	Pete Budko	Dallas Mavericks	5th	1	93
1981	Mike Pepper	San Diego Clippers	6th	8	123
1982	James Worthy	Los Angeles Lakers	1st	1	1
1982	Jimmy Black	New Jersey Nets	3rd	13	59
1982	Chris Brust	Denver Nuggets	6th	16	131
1982	Jeb Barlow	Denver Nuggets	7th	15	153
1983	Jimmy Braddock	Denver Nuggets	5th	14	107
1984	Michael Jordan	Chicago Bulls	1st	3	3
1984	Sam Perkins	Dallas Mavericks	1st	4	4
1984	Matt Doherty	Cleveland Cavaliers	6th	8	119
1984	Cecil Exum	Denver Nuggets	9th	10	194
1985	Buzz Peterson	Cleveland Cavaliers	7th	8	147
1986	Brad Daugherty	Cleveland Cavaliers	1st	1	1
1986	Warren Martin	Cleveland Cavaliers	4th	3	73
1986	Steve Hale	New Jersey Nets	4th	11	81
1987	Kenny Smith	Sacramento Kings	1st	6	6



**Rasheed Wallace, 1995**



**Reggie Bullock, 2013**



**Tyler Hansbrough, 2009**

# NBA DRAFT POWERHOUSE

Year	Player	NBA Team	Round	# Pick	# Overall
1987	Joe Wolf	Los Angeles Clippers	1st	13	13
1987	Dave Popson	Detroit Pistons	4th	19	88
1987	Curtis Hunter	Denver Nuggets	7th	18	156
1989	J.R. Reid	Charlotte Hornets	1st	5	5
1991	Rick Fox	Boston Celtics	1st	24	24
1991	Pete Chilcutt	Sacramento Kings	1st	27	27
1992	Hubert Davis	New York Knicks	1st	20	20
1993	George Lynch	Los Angeles Lakers	1st	12	12
1994	Eric Montross	Boston Celtics	1st	9	9
1994	Clifford Rozier**	Golden State Warriors	1st	16	16
1995	Jerry Stackhouse	Philadelphia 76ers	1st	3	3
1995	Rasheed Wallace	Washington Bullets	1st	4	4
1996	Jeff McInnis	Denver Nuggets	2nd	8	37
1997	Serge Zwikker	Houston Rockets	2nd	1	29
1998	Antawn Jamison	Toronto Raptors	1st	4	4
1998	Vince Carter	Golden State Warriors	1st	5	5
1998	Shammond Williams	Chicago Bulls	2nd	5	34
2001	Brendan Haywood	Cleveland Cavaliers	1st	20	20
2001	Joseph Forte	Boston Celtics	1st	21	21
2005	Marvin Williams	Atlanta Hawks	1st	2	2
2005	Raymond Felton	Charlotte Bobcats	1st	5	5
2005	Sean May	Charlotte Bobcats	1st	13	13
2005	Rashad McCants	Minnesota Timberwolves	1st	14	14
2006	David Noel	Milwaukee Bucks	2nd	9	39
2007	Brandan Wright	Charlotte Bobcats	1st	8	8
2007	Reyshawn Terry	Orlando Magic	2nd	14	44
2009	Tyler Hansbrough	Indiana Pacers	1st	13	13
2009	Ty Lawson	Minnesota Timberwolves	1st	18	18
2009	Wayne Ellington	Minnesota Timberwolves	1st	28	28
2009	Danny Green	Cleveland Cavaliers	2nd	16	46
2010	Ed Davis	Toronto Raptors	1st	13	13
2012	Harrison Barnes	Golden State Warriors	1st	7	7
2012	Kendall Marshall	Phoenix Suns	1st	13	13
2012	John Henson	Milwaukee Bucks	1st	14	14
2012	Tyler Zeller	Dallas Mavericks	1st	17	17
2013	Reggie Bullock	Los Angeles Clippers	1st	25	25
2014	P.J. Hairston	Miami Heat	1st	26	26

**Carolina has produced 22 top-10 NBA Draft picks since 1966 and 35 first-round picks since 1980, both of which lead the nation.**



**Harrison Barnes, 2012**

\* Nagy played one season at UNC before World War II then finished his career at Akron  
 \*\* Rozier played one season at UNC and transferred to Louisville



**Ed Davis, 2010**



**Tyler Zeller, 2012**



**John Henson, 2012**

## NBA AWARD WINNERS

### NBA MOST VALUABLE PLAYER

1974-75	Bob McAdoo	Buffalo Braves
1987-88	Michael Jordan	Chicago Bulls
1990-91	Michael Jordan	Chicago Bulls
1991-92	Michael Jordan	Chicago Bulls
1995-96	Michael Jordan	Chicago Bulls
1997-98	Michael Jordan	Chicago Bulls

### NBA COACH OF THE YEAR

1987-88	Doug Moe	Denver Nuggets
2000-01	Larry Brown	Philadelphia 76ers

### NBA ROOKIE OF THE YEAR

1972-73	Bob McAdoo	Buffalo Braves
1977-78	Walter Davis	Phoenix Suns
1978-79	Phil Ford	Kansas City Kings
1984-85	Michael Jordan	Chicago Bulls
1998-99	Vince Carter	Toronto Raptors

### NBA DEFENSIVE PLAYER OF THE YEAR

1987-88	Michael Jordan	Chicago Bulls
---------	----------------	---------------

### NBA SIXTH MAN AWARD

1982-83	Bobby Jones	Philadelphia 76ers
2003-04	Antawn Jamison	Dallas Mavericks

### NBA FINALS MOST VALUABLE PLAYER

1988	James Worthy	Los Angeles Lakers
1991	Michael Jordan	Chicago Bulls
1992	Michael Jordan	Chicago Bulls
1993	Michael Jordan	Chicago Bulls
1996	Michael Jordan	Chicago Bulls
1997	Michael Jordan	Chicago Bulls
1998	Michael Jordan	Chicago Bulls

### ALL-NBA TEAM

1968-69	Billy Cunningham	Philadelphia 76ers	First-team
1969-70	Billy Cunningham	Philadelphia 76ers	First-team
1970-71	Billy Cunningham	Philadelphia 76ers	First-team
1971-72	Billy Cunningham	Philadelphia 76ers	Second-team
1973-74	Bob McAdoo	Buffalo Braves	Second-team
1974-75	Bob McAdoo	Buffalo Braves	First-team
1977-78	Walter Davis	Phoenix Suns	Second-team
1978-79	Walter Davis	Phoenix Suns	Second-team
	Phil Ford	Kansas City Kings	Second-team
1984-85	Michael Jordan	Chicago Bulls	Second-team
1986-87	Michael Jordan	Chicago Bulls	First-team
1987-88	Michael Jordan	Chicago Bulls	First-team
1988-89	Michael Jordan	Chicago Bulls	First-team
1989-90	Michael Jordan	Chicago Bulls	First-team
	James Worthy	Los Angeles Lakers	Third-team
1990-91	Michael Jordan	Chicago Bulls	First-team
	James Worthy	Los Angeles Lakers	Third-team
1991-92	Michael Jordan	Chicago Bulls	First-team
	Brad Daugherty	Cleveland Cavaliers	Third-team
1992-93	Michael Jordan	Chicago Bulls	First-team
1995-96	Michael Jordan	Chicago Bulls	First-team
1996-97	Michael Jordan	Chicago Bulls	First-team
1997-98	Michael Jordan	Chicago Bulls	First-team
1999-00	Vince Carter	Toronto Raptors	Third-team
2000-01	Vince Carter	Toronto Raptors	Second-team

**Totals:** 25 All-NBA Team Selections (14 first-team, seven second-team, four third-team)

### NBA ALL-ROOKIE TEAM

1972-73	Bob McAdoo	Buffalo Braves	First-team
1976-77	Mitch Kupchak	Washington Bullets	First-team
1977-78	Walter Davis	Phoenix Suns	First-team
1978-79	Phil Ford	Kansas City Kings	First-team
1982-83	James Worthy	Los Angeles Lakers	First-team



Michael Jordan — Six-time NBA Finals MVP and five-time NBA MVP



NBA All-Stars Antawn Jamison and Vince Carter



Seven-time All-Star & Hall of Famer James Worthy

1984-85	Michael Jordan	Chicago Bulls	First-team
	Sam Perkins	Dallas Mavericks	First-team
1986-87	Brad Daugherty	Cleveland Cavaliers	First-team
1987-88	Kenny Smith	Sacramento Kings	First-team
1989-90	J.R. Reid	Charlotte Hornets	Second-team
1991-92	Rick Fox	Boston Celtics	Second-team
1994-95	Eric Montross	Boston Celtics	Second-team
1995-96	Jerry Stackhouse	Philadelphia 76ers	First-team
	Rasheed Wallace	Washington Bullets	Second-team
1998-99	Vince Carter	Toronto Raptors	First-team
	Antawn Jamison	Golden State Warriors	Second-team
2005-06	Raymond Felton	Charlotte Bobcats	Second-team
	Marvin Williams	Atlanta Hawks	Second-team
2012-13	Harrison Barnes	Golden State Warriors	First-team
	Tyler Zeller	Cleveland Cavaliers	Second-team

Totals: 20 All-Rookie Team Selections (12 1st-team, eight 2nd-team)

### NBA ALL-DEFENSIVE TEAM

1976-77	Bobby Jones	Denver Nuggets	First-team
1977-78	Bobby Jones	Denver Nuggets	First-team
1978-79	Bobby Jones	Philadelphia 76ers	First-team
1979-80	Bobby Jones	Philadelphia 76ers	First-team
1980-81	Bobby Jones	Philadelphia 76ers	First-team
	Dudley Bradley	Indiana Pacers	Second-team
1981-82	Bobby Jones	Philadelphia 76ers	First-team
1982-83	Bobby Jones	Philadelphia 76ers	First-team
1983-84	Bobby Jones	Philadelphia 76ers	First-team
1984-85	Bobby Jones	Philadelphia 76ers	Second-team
1987-88	Michael Jordan	Chicago Bulls	First-team
1988-89	Michael Jordan	Chicago Bulls	First-team
1989-90	Michael Jordan	Chicago Bulls	First-team
1990-91	Michael Jordan	Chicago Bulls	First-team
1991-92	Michael Jordan	Chicago Bulls	First-team
1992-93	Michael Jordan	Chicago Bulls	First-team
1995-96	Michael Jordan	Chicago Bulls	First-team
1996-97	Michael Jordan	Chicago Bulls	First-team
1997-98	Michael Jordan	Chicago Bulls	First-team

Totals: 19 All-Defensive Team Selections (17 first-team, two second-team)

### ABA MOST VALUABLE PLAYER

1972-73	Billy Cunningham	Carolina Cougars
---------	------------------	------------------

### TAR HEEL ALL-STAR GAME APPEARANCES

NBA ALL-STAR GAME	
Player	Number (Years)
Vince Carter	8 (2000, 2001, 2002, 2003, 2004, 2005, 2006, 2007)
Billy Cunningham	4 (1969, 1970, 1971, 1972)
Brad Daugherty	5 (1988, 1989, 1991, 1992, 1993)
Walter Davis	6 (1978, 1979, 1980, 1981, 1984, 1987)
Antawn Jamison	2 (2005, 2008)
Bobby Jones	4 (1977, 1978, 1981, 1982)
Michael Jordan	14 (1985, 1986, 1987, 1988*, 1989, 1990, 1991, 1992, 1993, 1996*, 1997, 1998*, 2002, 2003)
Bob McAdoo	5 (1974, 1975, 1976, 1977, 1978)
Charlie Scott	3 (1973, 1974, 1975)
Lee Shaffer	1 (1963)
Jerry Stackhouse	2 (2000, 2001)
Rasheed Wallace	4 (2000, 2001, 2006, 2008)
James Worthy	7 (1986, 1987, 1988, 1989, 1990, 1991, 1992)

\*Indicates NBA All-Star Game MVP

ABA ALL-STAR GAME	
Player	Number (Years)
Larry Brown	3 (1968*, 1969, 1970)
Billy Cunningham	1 (1973)
Bobby Jones	1 (1976)
Doug Moe	3 (1968, 1969, 1970)
Charlie Scott	2 (1971, 1972)

\*Indicates ABA All-Star Game MVP

(source: NBA)

### ABA ROOKIE OF THE YEAR

1970-71	Charles Scott	Virginia Squires
---------	---------------	------------------

### ABA COACH OF THE YEAR

1972-73	Larry Brown	Carolina Cougars
1974-75	Larry Brown	Denver Nuggets
1975-76	Larry Brown	Denver Nuggets

### AII-ABA TEAM

Larry Brown (2nd team)
Billy Cunningham (1st team)
Bobby Jones (2nd team)
Doug Moe (1st team, 2nd team)
Charlie Scott (1st team, 2nd team)



NBA All-Rookie Team member Harrison Barnes (left), Roy Williams and Kendall Marshall in Nov. 2012.

### TAR HEEL NBA RETIRED JERSEYS

Player	Team
Billy Cunningham (player and coach)	Philadelphia 76ers
Brad Daugherty	Cleveland Cavaliers
Walter Davis	Phoenix Suns
Bobby Jones	Philadelphia 76ers
Michael Jordan	Chicago Bulls
Doug Moe (coach)	Denver Nuggets
James Worthy	Los Angeles Lakers

## ALL-TIME PRO ROSTER

The following is a list of coaches, administrators or players who played at least one regular-season game in either the NBA (1947-present), the ABA (1968-76) the Basketball Association of America (1947-49) or the National Basketball League (1938-49). (\*Indicates active player/coach/administrator)

## PLAYERS

<b>*Barnes, Harrison</b> — Golden State, 2012-
<b>Bradley, Dudley</b> — Indiana, 1979-81; Phoenix, 1981-82; Chicago, 1982-83; Washington, 1984-86; Milwaukee, 1986-88; New Jersey, 1987-88; Atlanta, 1988-89
<b>Brennan, Pete</b> — New York, 1958-59
<b>Brown, Larry</b> — New Orleans (ABA), 1967-68; Oakland (ABA), 1968-69; Washington Capitols (ABA), 1969-70; Virginia Squires (ABA), 1970-71; Virginia (ABA), 1970-71; Denver (ABA), 1970-72
<b>Bucknall, Steve</b> — Los Angeles Lakers, 1989-90
<b>*Bullock, Reggie</b> — Los Angeles Clippers, 2013-
<b>Bunting, Bill</b> — Carolina (ABA), 1969-70; New Jersey (ABA), 1969-70; Virginia (ABA), 1969-71
<b>*Carter, Vince</b> — Toronto, 1998-2005; New Jersey, 2005-09; Orlando, 2009-11; Phoenix, 2010-11; Dallas, 2011-14; Memphis, 2014-
<b>Chamberlain, Bill</b> — Kentucky (ABA), 1972-73; Memphis (ABA), 1972-73; Phoenix, 1973-74
<b>Chilcutt, Pete</b> — Sacramento, 1991-94; Detroit, 1993-94; Houston, 1994-96; Vancouver, 1996-99; Utah, 1999-2000; Cleveland, 1999-2000; Los Angeles Clippers, 2000; Atlanta Hawks, 2000-01
<b>Crompton, Geff</b> — Denver, 1978-79; Portland, 1980-81; Milwaukee, 1981-82; San Antonio, 1982-83; Cleveland, 1983-84
<b>Cunningham, Billy</b> — Philadelphia, 1965-72; Carolina (ABA), 1972-74; Philadelphia, 1974-76
<b>Daugherty, Brad</b> — Cleveland, 1986-96
<b>*Davis, Ed</b> — Toronto, 2010-13, Memphis 2013-14; Los Angeles Lakers, 2014-
<b>Davis, Hubert</b> — New York, 1992-96; Toronto, 1996-97; Dallas, 1997-2001; Washington, 2001-02; Detroit, 2002-03; New Jersey, 2003-04
<b>Davis, Walter</b> — Phoenix, 1977-1988; Denver, 1988-1991; Portland, 1990-91; Denver, 1991-92
<b>Dillon, John</b> — Washington, 1949-50
<b>*Ellington, Wayne</b> — Minnesota, 2009-12; Memphis 2012-13; Cleveland 2013; Dallas, 2013-14; L.A. Lakers, 2014-
<b>Elston, Darrell</b> — Virginia (ABA), 1974-75; Indiana, 1976-77
<b>*Felton, Raymond</b> — Charlotte, 2005-2010; New York, 2010-11; Denver 2011; Portland 2011-12; New York, 2012-14; Dallas, 2014-
<b>Ford, Phil</b> — Kansas City, 1978-1982; New Jersey, 1982-83; Milwaukee, 1982-83; Houston, 1983-85
<b>Forte, Joseph</b> — Boston, 2001-02; Seattle, 2002-2003
<b>Fox, Rick</b> — Boston, 1991-97; Los Angeles Lakers, 1997-2004
<b>Glamack, George</b> — Akron, 1941-42 (NBL); Rochester, 1945-47 (NBL); Indianapolis Kautskys, 1947-48 (NBL); Hammond 1948-49 (NBL); Indianapolis Jets, 1948-49 (NBL)
<b>*Green, Danny</b> — Cleveland, 2009-10; San Antonio, 2010-
<b>Grubar, Dick</b> — Indiana (ABA), 1969-70
<b>*Hairston, P.J.</b> — Charlotte, 2014-
<b>*Hansbrough, Tyler</b> — Indiana, 2009-13; Toronto, 2013-
<b>*Haywood, Brendan</b> — Washington, 2001-2010; Dallas, 2010-12; Charlotte, 2012-14; Cleveland, 2014-
<b>*Henson, John</b> — Milwaukee, 2012-
<b>Jamison, Antawn</b> — Golden State, 1998-2003; Dallas, 2003-04; Washington, 2004-2010; Cleveland, 2010-12; L.A. Lakers, 2012-13; L.A. Clippers, 2013-14
<b>Jones, Bobby</b> — Denver (ABA), 1974-76; Denver (NBA), 1976-78; Philadelphia, 1978-86
<b>Jordan, Michael</b> — Chicago, 1984-93; 1995-98; Washington, 2001-03
<b>Karl, George</b> — San Antonio (ABA), 1973-76; San Antonio (NBA), 76-78
<b>Kearns, Tommy</b> — Syracuse, 1958-59
<b>Kuester, John</b> — Kansas City, 1977-78; Denver, 1978-79; Indiana, 1979-80
<b>Kupchak, Mitch</b> — Washington, 1976-1981; Los Angeles Lakers, 1981-86
<b>LaGarde, Tommy</b> — Denver, 1977-78; Seattle, 1978-80; Dallas, 1980-82; New Jersey, 1984-85
<b>Larese, York</b> — Chicago Packers, 1961-62; Philadelphia Warriors, 1961-62
<b>*Lawson, Ty</b> — Denver, 2009-
<b>Lebo, Jeff</b> — San Antonio, 1989-90

## TAR HEELS WITH NBA CHAMPIONSHIP RINGS

Name	Affiliation	Season	Team
Billy Cunningham (1)	Player	1966-67	Philadelphia 76ers
Charles Scott (1)	Player	1975-76	Boston Celtics
Mitch Kupchak	Player	1977-78	Washington Bullets
Tommy LaGarde (1)	Player	1978-79	Seattle SuperSonics
Mitch Kupchak	Player	1981-82	Los Angeles Lakers
Bob McAdoo	Player	1981-82	Los Angeles Lakers
Bobby Jones (1)	Player	1982-83	Philadelphia 76ers
Mitch Kupchak (3)	Player	1984-85	Los Angeles Lakers
Bob McAdoo (2)	Player	1984-85	Los Angeles Lakers
James Worthy	Player	1984-85	Los Angeles Lakers
James Worthy	Player	1986-87	Los Angeles Lakers
James Worthy (3)	Player	1987-88	Los Angeles Lakers
Michael Jordan	Player	1990-91	Chicago Bulls
Scott Williams	Player	1990-91	Chicago Bulls
Michael Jordan	Player	1991-92	Chicago Bulls
Scott Williams	Player	1991-92	Chicago Bulls
Michael Jordan	Player	1992-93	Chicago Bulls
Scott Williams (3)	Player	1992-93	Chicago Bulls
Kenny Smith	Player	1993-94	Houston Rockets
Pete Chilcutt (1)	Player	1994-95	Houston Rockets
Kenny Smith (2)	Player	1994-95	Houston Rockets
Michael Jordan	Player	1995-96	Chicago Bulls
Michael Jordan	Player	1996-97	Chicago Bulls
Michael Jordan (6)	Player	1997-98	Chicago Bulls
Rick Fox	Player	1999-00	Los Angeles Lakers
Rick Fox	Player	2000-01	Los Angeles Lakers
Rick Fox (3)	Player	2001-02	Los Angeles Lakers
Rasheed Wallace (1)	Player	2003-04	Detroit Pistons
Danny Green (1)	Player	2013-14	San Antonio Spurs

Name	Affiliation	Season	Team
Billy Cunningham (1)	Head Coach	1982-83	Philadelphia 76ers
Mitch Kupchak	Asst. GM	1986-87	Los Angeles Lakers
Mitch Kupchak	Asst. GM	1987-88	Los Angeles Lakers
Mitch Kupchak	GM	1999-00	Los Angeles Lakers
Mitch Kupchak	GM	2000-01	Los Angeles Lakers
Mitch Kupchak	GM	2001-02	Los Angeles Lakers
Larry Brown (1)	Head Coach	2003-04	Detroit Pistons
Dave Hanners (1)	Asst. Coach	2003-04	Detroit Pistons
John Kuester (1)	Ast. Coach	2003-04	Detroit Pistons
Pat Sullivan (1)	Video Coord.	2003-04	Detroit Pistons
Bob McAdoo	Asst. Coach	2005-06	Miami Heat
Mitch Kupchak	GM	2008-09	Los Angeles Lakers
Mitch Kupchak (7)	GM	2009-10	Los Angeles Lakers
Bob McAdoo	Asst. Coach	2011-12	Miami Heat
Bob McAdoo (3)	Asst. Coach	2012-13	Miami Heat

## Players with NCAA championships and NBA titles

James Worthy — 1982 UNC; 1985, 1987, 1988 L.A. Lakers  
 Michael Jordan — 1982 UNC; 1991, 1992, 1993, 1996, 1997, 1998 Chicago  
 Danny Green — 2009 UNC; 2014 San Antonio



Tar Heel NBA All-Stars (l-r): James Worthy, Michael Jordan and Walter Davis

Robert Crawford





**George Karl won NBA Coach of the Year honors for 2012-13.**

**Lewis, Bob** — San Francisco, 1967-70; Cleveland, 1970-71  
**Lynch, George** — Los Angeles Lakers, 1993-96; Vancouver, 1996-98; Philadelphia 1998-2001; Charlotte/New Orleans, 2001-05  
**\*Marshall, Kendall** — Phoenix, 2012-13; Los Angeles Lakers, 2013-14; Milwaukee, 2014-  
**May, Sean** — Charlotte, 2005-09; Sacramento, 2009-10  
**McAdoo, Bob** — Buffalo, 1972-1977; New York, 1977-78; Boston, 1978-79; Detroit, 1979-81; New Jersey, 1980-81; Los Angeles Lakers, 1981-1985; Philadelphia, 1985-86  
**McCants, Rashad** — Minnesota, 2005-09; Sacramento, 2009  
**McInnis, Jeff** — Denver, 1996-97; Washington, 1998-99; Los Angeles Clippers, 2000-2002; Portland, 2002-2004; Cleveland, 2004-2005; New Jersey, 2005-07; Charlotte, 2007-08  
**McKinney, Horace (Bones)** — Washington, 1946-51  
**Miller, Bill** — Chicago, 1948-49; St. Louis, 1948-49  
**Miller, Larry** — Los Angeles Stars (ABA), 1968-70; Carolina (ABA), 1969-72; San Diego (ABA), 1972-74; Virginia (ABA), 1973-74; Utah (ABA), 1974-75  
**Moe, Doug** — New Orleans (ABA), 1967-68; Oakland (ABA), 1968-69; Carolina (ABA), 1969-70; Virginia (ABA), 1970-72  
**Montross, Eric** — Boston, 1994-96; Dallas, 1996-97; New Jersey, 1996-97; Philadelphia, 1997-98; Detroit, 1998-2001; Toronto, 2001-2003  
**Nagy, Fred (Fritz)** — Indianapolis, 1948-49  
**Noel, David** — Milwaukee, 2006-08  
**O’Koren, Mike** — New Jersey, 1980-86, Washington, 1986-87; New Jersey, 1987-88  
**Perkins, Sam** — Dallas, 1984-90; Los Angeles Lakers, 1990-93; Seattle, 1993-98; Indiana, 1998-2001  
**Phelps, Derrick** — Sacramento, 1994-95  
**Popson, Dave** — Los Angeles Clippers, 1988-89; Miami, 1988-89; Boston, 1990-91; Milwaukee, 1991-92  
**Previs, Steve** — Carolina (ABA), 1972-73  
**Reid, J.R.** — Charlotte, 1989-93; San Antonio, 1992-96; New York, 1995-96; Charlotte, 1997-99; Los Angeles Lakers, 1999; Milwaukee, 1999-2000; Cleveland, 2000-01  
**Rosenbluth, Lennie** — Philadelphia Warriors, 1957-59  
**Rozier, Clifford** — Golden State, 1994-96; Orlando, 1996-97; Toronto, 1996-97; Minnesota, 1997-98  
**Salvadori, Kevin** — Sacramento, 1996-98  
**Scott, Charles** — Virginia (ABA), 1970-72; Phoenix, 1971-75; Boston, 1975-78; Los Angeles Lakers, 1977-78; Denver, 1978-80  
**Shaffer, Lee** — Syracuse, 1961-63; Philadelphia, 1963-64  
**Smith, Kenny** — Sacramento, 1987-90; Atlanta, 1989-90; Houston, 1990-96; Denver, 1996-97; Detroit, 1996-97  
**Stackhouse, Jerry** — Philadelphia, 1995-98; Detroit, 1998-2002; Washington, 2002-04; Dallas, 2004-09; Milwaukee, 2009-10; Miami, 2010-11; Atlanta, 2011-12; Brooklyn, 2012-13  
**Wallace, Rasheed** — Washington, 1995-96; Portland, 1996-2003; Atlanta, 2004; Detroit, 2004-09; Boston, 2009-10; New York, 2012-13


**Washington, Donald** — Denver (ABA), 1974-75; Utah (ABA), 1975-76  
**Wenstrom, Matt** — Boston, 1993-94  
**Williams, Jawad** — Cleveland, 2008-11  
**\*Williams, Marvin** — Atlanta, 2005-12; Utah, 2012-14; Charlotte, 2014-  
**Williams, Scott** — Chicago, 1990-94; Philadelphia, 1994-99; Milwaukee, 1999-2001; Denver, 2001-02; Phoenix, 2002-04; Dallas, 2004; Phoenix, 2004; Cleveland, 2004-2005  
**Williams, Shammond** — Atlanta, 1998-99; Seattle, 1999-2002; Boston, 2002-2003; Denver, 2003; New Orleans, 2004, Los Angeles Lakers, 2006-07  
**Wolf, Joe** — Los Angeles Clippers, 1987-90; Denver, 1990-92; Boston, 1992-93; Portland, 1992-93; Charlotte, 1994-96; Orlando, 1995-96; Milwaukee, 1996-97; Denver, 1997-98; Charlotte, 1998-99  
**Wood, Al** — Atlanta, 1981-82; San Diego, 1981-83; Seattle, 1983-86; Dallas, 1986-87  
**Worthy, James** — Los Angeles Lakers, 1982-94  
**\*Wright, Brandan** — Golden State Warriors, 2007-11; New Jersey, 2011; Dallas, 2011-  
**Wuycik, Dennis** — Carolina (ABA), 1972-74; St. Louis (ABA), 1974-75  
**Yonakor, Rich** — San Antonio, 1981-82  
**\*Zeller, Tyler** — Cleveland, 2012-14; Boston, 2014-

**NBA ADMINISTRATION, COACHES**

**Brown, Larry:** Head Coach: Denver (ABA), 1974-76; Denver (NBA), 1976-79; New Jersey, 1981-83; San Antonio, 1988-1992; Los Angeles Clippers, 1992-93; Indiana, 1993-97; Philadelphia, 1997-2003; Detroit, 2003-2005; New York, 2005-06; Charlotte, 2008-2011  
**Cunningham, Billy:** Head Coach: Philadelphia, 1977-1985; Part-Owner: Miami, 1988-95  
**Davis, Walter:** Advance Scout: Washington, 2000-04  
**Ford, Phil:** Assistant Coach: Detroit, 2004-2005; New York, 2005-07; Charlotte, 2007-2011  
**\*Hanners, Dave:** Advance Scout/Assistant Coach: Philadelphia, 2000-03; Assistant Coach: Detroit, 2003-2005; New York, 2005-08; Charlotte, 2008-2011; New Orleans, 2011-  
**\*Jordan, Michael:** Part Owner & President: Washington Wizards, 2000-03; Managing Member of Basketball Operations: Charlotte Bobcats, 2006-2010; Owner: Charlotte Bobcats, 2010-  
**Karl, George:** Assistant Coach: San Antonio, 1978-80; Director of Player Acquisition: Cleveland, 1983-84; Head Coach: Cleveland, 1984-86; Golden State, 1986-88; Seattle, 1991-98; Milwaukee, 1998-2003; Denver, 2005-13  
**\*Kuester, John:** Assistant Coach: Boston, 1996-97; Philadelphia, 1997-2003; Detroit, 2003-04; New Jersey, 2004-06; Orlando, 2006-07; Cleveland, 2007-09; Head Coach: Detroit, 2009-2011; Assistant Coach: Los Angeles Lakers, 2011-12; Advance Scout, 2012-  
**\*Kupchak, Mitch:** Assistant General Manager: Los Angeles Lakers, 1986-92; General Manager: Los Angeles Lakers, 1992-  
**Larese, York:** Head Coach: New York Nets (ABA), 1969-70  
**\*McAdoo, Bob:** Assistant Coach: Miami, 1995-2014; Scout/Community Liaison; Miami, 2014-  
**McGuire, Frank:** Head Coach: Philadelphia Warriors, 1961-62  
**McKinney, Bones:** Head Coach: Washington, 1950-51; Boston, 1950-52  
**Moe, Doug:** Assistant Coach: Carolina (ABA), 1972-74; Denver (ABA), 1974-76, 1979-80; Head Coach: San Antonio, 1976-80; Denver, 1980-90; Philadelphia, 1992-93; Assistant Coach: Denver, 2005-09  
**O’Koren, Mike:** Assistant Coach: New Jersey, 1999-2003; Washington, 2003-09; Philadelphia, 2009-10  
**Perkins, Sam:** Vice President of Player Relations: Indiana, 2008-10  
**Peterson, Buzz:** Director of Player Personnel, Charlotte, 2007-09  
**\*Sullivan, Pat:** Video Coordinator: Detroit, 2003-2004; Assistant Coach: Detroit, 2004-2005; New Jersey, 2005-08; Detroit, 2008-11; Washington, 2013-  
**Wallace, Rasheed:** Assistant Coach: Detroit, 2013-14  
**\*Walsh, Donnie:** Assistant Coach: Denver, 1978-81; Indiana, 1984-86; General Manager: Indiana, 1985-88; President: Indiana, 1988-2003; CEO, 2003-08; President: New York, 2008-11; President: Indiana, 2012-  
**\* Williams, Scott:** Assistant Coach: Milwaukee, 2013-  
**\* Wolf, Joe:** Assistant Coach: Milwaukee 2008-13; Brooklyn, 2014-

## Michael Jordan

- Member of the Naismith Hall of Fame
- ESPN's "Greatest Athlete of the 20th Century"
- Six-time NBA champion, six-time NBA Finals MVP, five-time NBA MVP



- Two-time National Player of the Year at UNC
- Two-time Olympic Gold Medal winner
- Won a record 10 NBA scoring titles
- Averaged 31.5 points per game in the NBA, best in NBA history
- 14-time NBA All-Star
- Owner, Charlotte Hornets

**TEAM RECORDS: SEASON**

**MOST GAMES PLAYED**

- 39 in 2007-08 (36-3)
- 38 in 2011-12 (32-6)
- 38 in 2008-09 (34-4)
- 38 in 2006-07 (31-8)
- 38 in 1997-98 (34-4)
- 38 in 1992-93 (34-4)
- 37 in 2010-11 (29-8)
- 37 in 2009-10 (20-17)
- 37 in 2004-05 (33-4)
- 37 in 1988-89 (29-8)
- 37 in 1980-81 (29-8)

**MOST WINS (30 or more)**

- 36 in 2007-08 (36-3)
- 34 in 2008-09 (34-4)
- 34 in 1997-98 (34-4)
- 34 in 1992-93 (34-4)
- 33 in 2004-05 (33-4)
- 32 in 2011-12 (32-6)
- 32 in 1986-87 (32-4)
- 32 in 1981-82 (32-2)
- 32 in 1956-57 (32-0)
- 31 in 2006-07 (31-7)
- 30 in 1945-46 (30-5)

**MOST WINS WITHOUT A LOSS IN A SEASON**  
32 in 1956-57 (Ties NCAA Record w/ Indiana, 1975-76)

**MOST CONSECUTIVE WINS**

- 37 (32 games in 1956-57 and five games in 1957-58) (ACC Record)
- 34 (1923-25)
- 21 (1985-86)
- 21 (1983-84)
- 20 (1967-68)

**MOST LOSSES**

- 20 in 2001-02 (8-20)
- 17 in 2009-10 (20-17)
- 16 in 2002-03 (19-16)
- 15 in 1951-52 (12-15)
- 15 in 1950-51 (12-15)
- 14 in 1999-00 (22-14)

**MOST POINTS SCORED**

- 3,454 in 2007-08
- 3,413 in 2008-09
- 3,331 in 1988-89
- 3,285 in 1986-87
- 3,272 in 1992-93

**HIGHEST SCORING AVERAGE/GAME**

- 91.3 in 1986-87 (3,285 points in 36 games)
- 90.0 in 1988-89 (3,331 points in 37 games)
- 89.9 in 2008-09 (3,413 points in 38 games)
- 89.1 in 1971-72 (2,762 points in 31 games)
- 88.9 in 1969-70 (2,399 points in 27 games)
- 88.9 in 1968-69 (2,844 points in 32 games)

**HIGHEST AVERAGE SCORING MARGIN**

- 17.8 points in 2008-09 (89.8-72.0)
- 17.8 points in 1992-93 (86.1-68.3)
- 17.7 points in 2004-05 (88.0-70.3)
- 17.7 points in 1971-72 (89.1-71.4)
- 17.6 points in 1985-86 (86.6-69.0)

**LOWEST SCORING AVERAGE/GAME IN ACC ERA**

- 66.7 in 1981-82 (2,269 points in 34 games)
- 68.5 in 1953-54 (1,439 points in 21 games)
- 71.4 in 1998-99 (2,428 points in 34 games)
- 71.8 in 1957-58 (1,867 points in 26 games)
- 71.9 in 1980-81 (2,660 points in 37 games)
- 71.9 in 1958-59 (1,797 points in 25 games)

**LOWEST SCORING AVERAGE/GAME IN SHOT CLOCK ERA**

- (beginning with 1985-86 season)
- 71.4 in 1998-99 (2,428 points in 34 games)
- 72.2 in 2001-02 (2,022 points in 28 games)
- 72.2 in 2002-03 (2,524 points in 35 games)
- 74.5 in 2009-10 (2,758 points in 37 games)
- 75.4 in 1999-2000 (2,715 points in 36 games)

**MOST POINTS ALLOWED**

- 2,949 in 1988-89
- 2,828 in 2007-08
- 2,735 in 2008-09
- 2,695 in 1986-87
- 2,661 in 2009-10

**HIGHEST SCORING AVERAGE/GAME ALLOWED**

- 79.7 in 1988-89 (2,949 points in 37 games)
- 78.9 in 2001-02 (2,208 points in 28 games)
- 78.8 in 1969-70 (2,128 points in 27 games)
- 78.0 in 1974-75 (2,417 points in 31 games)
- 77.9 in 1989-90 (2,650 points in 34 games)

**MOST FIELD GOALS MADE**

- 1,250 in 2007-08 (ACC record)
- 1,238 in 1986-87
- 1,228 in 1988-89
- 1,219 in 1992-93
- 1,205 in 2008-09

**MOST FIELD GOALS ATTEMPTED**

- 2,564 in 2007-08
- 2,509 in 2008-09
- 2,473 in 2011-12
- 2,407 in 1992-93
- 2,379 in 2006-07

**HIGHEST FIELD GOAL PERCENTAGE**

- .559 in 1985-86 (1,197 of 2,140) (ACC Record)
- .543 in 1983-84 (966 of 1,779)
- .540 in 1984-85 (1,039 of 1,925)
- .537 in 1986-87 (1,238 of 2,304)
- .537 in 1976-77 (1,054 of 1,961)

**MOST FREE THROWS MADE**

- 817 in 1956-57
- 739 in 2008-09
- 738 in 2007-08
- 724 in 2004-05
- 700 in 1971-72

**MOST FREE THROWS ATTEMPTED**

- 1,167 in 1956-57 (ACC Record)
- 1,108 in 1993-94
- 998 in 2004-05
- 983 in 2008-09
- 975 in 2007-08

**HIGHEST FREE THROW PERCENTAGE**

- .783 in 1983-84 (551 of 704)
- .761 in 1984-85 (569 of 748)
- .758 in 1959-60 (542 of 715)
- .757 in 2007-08 (738 of 975)
- .752 in 2008-09 (739 of 983)

**LOWEST FREE THROW PERCENTAGE IN ACC ERA**

- .626 in 2013-14 (552 of 882)
- .629 in 1953-54 (441 of 701)
- .653 in 2009-10 (558 of 854)
- .657 in 1977-78 (497 of 756)
- .657 in 1963-64 (399 of 607)

**MOST THREE-POINT FIELD GOALS MADE**


- 290 in 2002-03
- 277 in 2004-05
- 272 in 2012-13
- 266 in 1994-95
- 264 in 2008-09

**MOST THREE-POINT FIELD GOALS ATTEMPTED**

- 822 in 2002-03
- 723 in 2012-13
- 687 in 2004-05
- 682 in 2008-09
- 648 in 1994-95

**HIGHEST THREE-POINT FIELD GOAL PERCENTAGE**

- .437 in 1982-83 (132 of 302)
- .436 in 1986-87 (213 of 488)
- .430 in 1987-88 (169 of 393)
- .410 in 1994-95 (266 of 648)
- .403 in 2004-05 (277 of 687)



Robert Crawford

**J.R. Reid and the 1986-87 team averaged 91.3 ppg, most in UNC history.**

**LOWEST THREE-POINT FIELD GOAL PERCENTAGE**

- .328 in 2010-11 (190 of 580)
- .329 in 2009-10 (176 of 535)
- .330 in 1993-94 (144 of 437)
- .343 in 1999-2000 (169 of 492)
- .350 in 2001-02 (212 of 606)

**MOST REBOUNDS**

- 1,711 in 2011-12
- 1,695 in 2007-08
- 1,597 in 2008-09
- 1,578 in 2010-11
- 1,561 in 1992-93

**HIGHEST REBOUNDING AVERAGE PER GAME**

- 49.9 in 1960-61 (1,148 rebounds, 23 games)
- 48.8 in 1963-64 (1,171 rebounds, 24 games)
- 48.1 in 1955-56 (1,106 rebounds, 23 games)
- 47.2 in 1967-68 (1,511 rebounds, 32 games)
- 47.0 in 1966-67 (1,505 rebounds, 32 games)

**MOST ASSISTS**

- 855 in 1972-73 (ACC Record)
- 800 in 1985-86
- 788 in 1988-89
- 782 in 1986-87
- 706 in 2004-05

**HIGHEST ASSIST AVERAGE PER GAME**

- 25.9 in 1972-73 (855 assists, 33 games) (ACC Record)
- 24.2 in 1973-74 (677 assists, 28 games)
- 23.5 in 1985-86 (800 assists, 34 games)
- 22.0 in 1971-72 (683 assists, 31 games)
- 21.7 in 1986-87 (782 assists, 36 games)

**MOST BLOCKED SHOTS**

- 221 in 2011-12
- 219 in 1993-94
- 209 in 2009-10
- 204 in 2010-11
- 196 in 2008-09

**MOST STEALS**

- 362 in 2004-05
- 357 in 1992-93
- 356 in 1976-77
- 325 in 2008-09
- 319 in 1986-87

**MOST PERSONAL FOULS**

- 699 in 1974-75
- 690 in 2013-14
- 684 in 1976-77
- 675 in 1972-73
- 673 in 1982-83



Ed Cota scored the winner in the 45-44 win at NC State in 1997, UNC's fewest points in the shot clock era.

#### MOST POINTS SCORED

129 vs. VMI, Dec. 17, 1994 (129-89)  
 129 vs. Manhattan, Dec. 27, 1985 (129-45) in Miami, Fla.  
 128 vs. Dartmouth, Dec. 5, 1972 (128-86) in Greensboro  
 127 vs. Richmond, Dec. 8, 1965 (127-76)  
 127 vs. Rice, Dec. 2, 1971 (127-69)

#### MOST POINTS SCORED IN A HALF

77 vs. VMI, Dec. 17, 1994 (1st half: 77-42)

#### FEWEST POINTS SCORED IN A HALF

0 at Duke, Feb. 24, 1979 (1st half: 0-7)

#### LARGEST HALFTIME LEAD

47 vs. Florida Atlantic, Dec. 19, 2006 (65-18)

#### LARGEST MARGIN OF VICTORY

84 vs. Manhattan, Dec. 27, 1985 (129-45) in Miami, Fla.  
*(ACC Record)*  
 69 vs. Davidson, Feb. 7, 1945 (89-20)  
 68 vs. UNC Asheville, Nov. 30, 2008 (116-48)  
 68 vs. The Citadel, Feb. 18, 1991 (118-50)  
 65 vs. Florida Southern, Dec. 1, 1969 (112-47)

#### MOST POINTS SCORED IN A LOSS

114 vs. Wake Forest, Dec. 20, 2003 (114-119, 3 OT)  
 97 vs. Iowa, Jan. 7, 1989 (97-98)  
 97 vs. West Virginia, Dec. 31, 1965 (97-102) in Raleigh  
 96 at Florida State, Feb. 27, 1992 (96-110)  
 96 vs. Wake Forest, Nov. 27, 1976 (96-97) in Greensboro  
 96 vs. Duke, Jan. 3, 1975 (96-99) in Greensboro

#### LARGEST MARGIN OF DEFEAT

43 at Lynchburg Elks, Feb. 20, 1915 (20-63)  
 42 at Kentucky, Jan. 9, 1950 (44-86)  
 40 at Maryland, Feb. 22, 2003 (56-96)  
 40 vs. NC State, Feb. 19, 1949 (39-79)  
 40 vs. Virginia, Feb. 9, 1914 (27-67) in Raleigh

#### FEWEST POINTS SCORED

8 at NC State, Feb. 18, 1926 (8-17)  
 13 at Roanoke, Feb. 9, 1916 (13-45)  
 14 vs. Duke, Feb. 1, 1930 (14-36)  
 14 at Virginia Tech, Feb. 19, 1919 (14-37)  
 15 on several occasions

#### FEWEST POINTS SCORED IN SHOT CLOCK ERA (1985-86 to present)

45 at Syracuse, Jan. 11, 2014 (45-57)  
 45 at NC State, Feb. 12, 1997 (45-44)  
 48 vs. Boston College, Feb. 19, 2011 (48-46)  
 48 vs. Duke, March 8, 2002 (48-60) in Charlotte  
 50 at Duke, March 6, 2010 (50-82)  
 50 vs. Princeton, Dec. 13, 1997 (50-42)  
 \* 45-second clock from 1985-86 through 1992-93  
 \*\* 35-second clock from 1993-94 through present

#### FEWEST POINTS SCORED IN ACC ERA (1953-54 to present)

20 vs. Duke, March 4, 1966 (20-21) in Raleigh  
 39 at NC State, Dec. 28, 1957 (39-30)  
 40 at Duke, Feb. 24, 1979 (40-47)  
 44 vs. Villanova, March 24, 1985 (44-56) in Birmingham, Ala.  
 44 vs. Wake Forest, Jan. 8, 1958 (44-34)  
 44 at NC State, Dec. 28, 1954 (44-47)

#### MOST POINTS, BOTH TEAMS

233 vs. Wake Forest, Dec. 20, 2003 (114-119, 3OT)  
 231 vs. Kentucky, Dec. 27, 1989 (121-110) in Louisville, Ky.  
 220 vs. Loyola Marymount, March 19, 1988 (123-97) in Salt Lake City, Utah  
 219 at Tulane, Feb. 14, 1976 (113-106)  
 218 vs. VMI, Dec. 17, 1994 (129-89)

#### FEWEST POINTS, BOTH TEAMS

24 vs. Elon, Jan. 11, 1915 (15-9)  
 25 at NC State, Feb. 18, 1926 (8-17)  
 29 vs. Davidson, Feb. 24, 1930 (19-10)  
 32 vs. Durham YMCA, Dec. 15, 1915 (18-14)  
 32 at NC State, Feb. 12, 1927 (19-13)

#### FEWEST POINTS, BOTH TEAMS IN SHOT CLOCK ERA

89 at NC State, Feb. 12, 1997 (45-44)  
 92 vs. Wake Forest, Jan. 23, 1999 (52-40)  
 92 vs. Princeton, Dec. 13, 1997 (50-42)  
 94 vs. Boston College, Feb. 19, 2011 (48-46)  
 101 vs. Purdue, Nov. 25, 1998 (54-47) in New York, N.Y.  
 101 at Clemson, Feb. 14, 1996 (53-48)  
 \* 45-second clock from 1985-86 through 1992-93  
 \*\* 35-second clock from 1993-94 through present

#### MOST FIELD GOALS MADE

57 vs. Manhattan, Dec. 27, 1985 (57 of 78) in Miami, Fla.  
 56 vs. Dartmouth, Dec. 5, 1972 (56 of 93) in Greensboro  
 53 vs. VMI, Dec. 17, 1994 (53 of 80)  
 52 vs. Rice, Dec. 12, 1971 (52 of 76)  
 52 vs. Richmond, Dec. 8, 1965 (52 of 83)

#### FEWEST FIELD GOALS MADE IN ACC ERA

7 vs. Duke, March 4, 1966 (7 of 15) in Raleigh  
 10 at NC State, Dec. 28, 1957 (10 of 22)  
 12 at Georgia Tech, Feb. 11, 1980 (12 of 32)  
 15 vs. Duke, March 8, 2002 (15 of 29) in Charlotte  
 15 at South Carolina, Feb. 20, 1971 (15 of 41)

#### MOST FIELD GOAL ATTEMPTS

102 vs. Clemson, Dec. 4, 1954 (38 of 102)  
 99 vs. Virginia, Feb. 6, 1968 (51 of 99)  
 97 at South Carolina, Feb. 1, 1958 (44 of 97)  
 95 at Tulane, Feb. 14, 1976 (43 of 95)  
 94 vs. Georgia Tech, Feb. 9, 1973 (46 of 94) in Charlotte  
 94 vs. Georgia, Dec. 18, 1963 (41 of 94)

#### HIGHEST FIELD GOAL PERCENTAGE

.790 vs. Loyola Marymount, March 19, 1988 (49 of 62) in Salt Lake City, Utah  
 .767 at Virginia, Jan. 7, 1978 (33 of 43)  
 .754 vs. Old Dominion, Dec. 1, 1992 (43 of 57)  
 .750 vs. Dartmouth, Dec. 21, 1983 (45 of 60)  
 .736 vs. Wake Forest, Feb. 8 1986 (39 of 53)

#### BEST FIELD GOAL PERCENTAGE IN A HALF (NCAA Record)

.941 at Virginia, Jan. 7, 1978 (16 of 17, 2nd half)  
 .253 vs. Wake Forest, March 2, 1956 (19 of 75) in Raleigh  
 .253 at Alabama, Jan. 4, 1955 (19 of 75)  
 .257 at NC State, Dec. 31, 1955 (19 of 74)  
 .276 at Georgia Tech, Jan. 16, 2011 (16 of 58)  
 .282 vs. Houston, March 25, 1967 (24 of 85) in Louisville, Ky.  
 .290 vs. Maryland, Dec. 18, 1954 (18 of 62)

.291 vs. Duke, Feb. 4, 1955 (16 of 55)  
 .292 vs. Duke, March 11, 2001 (19 of 65) in Atlanta, Ga.  
 .295 at NC State, Feb. 22, 1964 (18 of 61)  
 .296 at Florida, Dec. 21, 1964 (21 of 71)  
 .297 at Duke, Feb. 28, 1958 (19 of 64)

#### MOST FREE THROWS MADE

43 at NC State, Jan. 15, 1957 (43 of 51)  
 43 vs. South Carolina, Dec. 5, 1959 (43 of 53)  
 41 vs. Clemson, Jan. 28, 1998 (41 of 59)  
 37 vs. Clemson, March 11, 2005 (37 of 47) in Washington, D.C.  
 37 vs. Louisville, Dec. 17, 1998 (37 of 54)  
 37 at Nevada, Dec. 30, 1987 (37 of 47)  
 37 vs. Syracuse, Jan. 8, 1983 (37 of 46) in Charlotte  
 37 at NC State, Feb. 24, 1976 (37 of 46)  
 37 at NC State, Feb. 18, 1958 (37 of 46)

#### MOST FREE THROW ATTEMPTS

59 at Clemson, Jan. 14, 1956 (33 of 59)  
 59 vs. Clemson, Jan. 28, 1998 (41 of 59)  
 54 vs. Louisville, Dec. 17, 1998 (37 of 54)  
 54 at Duke, March 1, 1957 (36 of 54)  
 53 vs. South Carolina, Dec. 5, 1959 (43 of 53)

#### FEWEST FREE THROWS MADE

2 vs. Clemson, March 2, 2004 (2 of 4)  
 2 at Wake Forest, Jan. 23, 1999 (2 of 6)  
 2 vs. Utah, March 28, 1998 (2 of 7) in San Antonio, Texas  
 2 vs. Duke, Jan. 17, 1990 (2 of 12)  
 2 vs. NC State, March 8, 1987 (2 of 4) in Landover, Md.

#### FEWEST FREE THROW ATTEMPTS

4 vs. George Mason, March 19, 2006 (4 of 4) in Dayton, Ohio  
 4 vs. Clemson, March 2, 2004 (2 of 4)  
 4 vs. NC State, March 8, 1987 (2 of 4) in Landover, Md.  
 5 at Maryland, Jan. 14, 1986 (5 of 5)  
 5 at Virginia, Feb. 3, 1982 (4 of 5)

#### HIGHEST FREE THROW PERCENTAGE (95 PERCENT OR BETTER, MIN. 10 ATT.)

1.000 at Duke, March 5, 1994 (16 of 16)  
 1.000 at LSU, Feb. 10, 1985 (13 of 13)  
 1.000 at Georgia Tech, Jan. 29, 2000 (12 of 12)  
 1.000 vs. Wake Forest, Feb. 24, 1998 (12 of 12)  
 1.000 at Georgia Tech, March 10, 1985 (12 of 12)  
 1.000 vs. Maryland, Feb. 19, 1984 (12 of 12)  
 1.000 vs. Rutgers, Dec. 22, 1980 (11 of 11) in Charlotte  
 .964 vs. Niagara, Dec. 30, 1978 (27 of 28) in Rochester, NY.  
 .958 vs. NC State, March 11, 2007 (23 of 24) in Tampa, Fla.  
 .950 vs. Maryland, Feb. 10, 2001 (19 of 20)  
 .950 vs. Florida State, Feb. 17, 1973 (19 of 20) in New York, N.Y.

#### LOWEST FREE THROW PERCENTAGE (MIN. 10 ATTEMPTS)


.167 vs. Duke, Jan. 17, 1990 (2 of 12)  
 .300 vs. South Florida, Dec. 3, 1979 (3 of 10) in St. Petersburg, Fla.  
 .316 at Virginia, Feb. 24, 1964 (6 of 19)  
 .364 at UAB, Dec. 1, 2013 (4 of 11)  
 .364 at Virginia, Feb. 25, 2001 (4 of 11)  
 .364 vs. Duke, Dec. 2, 1978 (4 of 11) in Greensboro

#### THREE-POINT FIELD GOALS

1982-83 distance 17 feet, 9 inches  
 1986-87 through 2007-08 distance 19 feet, 9 inches  
 2008-09 to present distance 20 feet, 9 inches

#### MOST THREE-POINT FIELD GOALS MADE

17 vs. Florida State, Jan. 25, 1995 (17 of 25)  
 16 at Maryland, Feb. 3, 2009 (16 of 25)  
 16 vs. North Carolina A & T, Dec. 27, 2001 (16 of 33)  
 15 vs. Mississippi State, Nov. 19, 2012 (15 of 32) in Maui  
 14 on seven occasions, most recently vs. UNC Asheville, Nov. 30, 2008 (14 of 27)



Rasheed Wallace (right) and UNC scored a school-record 129 points vs. VMI on December 17, 1994.



Danny Green helped UNC block 15 shots in a win at Duke on March 8, 2008.

**FEWEST THREE-POINT FIELD GOALS MADE**

- 0 vs. Princeton, Dec. 13, 1997 (0 for 4)
- 0 vs. Alabama, March 21, 1992 (0 for 6) in Cincinnati, Ohio
- 0 at Duke, Jan. 18, 1989 (0 for 2)
- 0 at NC State, Jan. 24, 1988 (0 for 2)
- 0 vs. Fordham, Jan. 6, 1988 (0 for 1) in Greensboro
- 1 on numerous occasions (most attempts with one made three-pointer is 16 vs. LSU on Dec. 18, 1996, in Greenboro)

**MOST THREE-POINT ATTEMPTS**

- 35 vs. Davidson, Jan. 8, 2003 (13 of 35)
- 34 at Clemson, Feb. 15, 2003 (12 of 34)
- 34 vs. Wake Forest, Feb. 2, 2003 (10 of 34)
- 34 vs. Hampton, Nov. 16, 2001 (6 of 34)
- 33 vs. N.C. A&T, Dec. 27, 2001 (16 of 33)

**FEWEST THREE-POINT ATTEMPTS**

- 1 vs. Fordham, Jan. 6, 1988 (0 for 1) in Greensboro
- 2 at Duke, Jan. 18, 1989 (0 for 2)
- 2 at NC State, Jan. 24, 1988 (0 for 2)
- 3 vs. Duke, Feb. 5, 1998 (2 for 3)
- 3 at Duke, March 4, 1990 (1 for 3)
- 4 on seven occasions

**HIGHEST THREE-POINT PERCENTAGE (min. 5 three-pointers made)**

- .889 vs. Stetson, Dec. 3, 1986 (8 of 9)
- .875 vs. Texas, Dec. 5, 1992 (7 of 8) in Charlotte
- .857 at Virginia, Jan. 14, 1987 (6 of 7)
- .833 vs. NC State, Jan. 5, 1994 (5 of 6)
- .800 at Duke, March 5, 1983 (12 of 15)

**HIGHEST THREE-POINT PERCENTAGE (min. 10 three-pointers made)**

- .733 vs. Wake Forest, Feb. 22, 2014 (11 of 15)
- .706 vs. Hofstra, Nov. 18, 2010 (12 of 17) in San Juan, P.R.
- .688 at Appalachian State, Nov. 17, 2000 (11 of 16)
- .680 vs. Florida State, Jan. 25, 1995 (17 of 25)
- .667 at Old Dominion, Dec. 29, 1994 (10 of 15)
- .667 vs. Clemson, Feb. 21, 1987 (12 of 18)

**HIGHEST THREE-POINT PERCENTAGE (min. 10 three-point attempts)**

- .800 at Duke, March 5, 1983 (12 of 15)
- .733 vs. Wake Forest, Feb. 22, 2014 (11 of 15)
- .706 vs. Hofstra, Nov. 18, 2010 (12 of 17) in San Juan, P.R.
- .700 vs. Maryland, Feb. 10, 2001 (7 of 10)
- .700 vs. Oklahoma, March 17, 1990 (7 of 10) in Austin, Texas
- .692 at Alabama, Nov. 30, 1989 (9 of 13)

**HIGHEST THREE-POINT PERCENTAGE (min. 20 three-point attempts)**

- .680 vs. Florida State, Jan. 25, 1995 (17 of 25)
- .640 vs. Maryland, Feb. 3, 2009 (16 of 25)
- .619 at Florida State, Jan. 22, 2006 (13 of 21)
- .609 at Virginia, Jan. 29, 2005 (14 of 23)
- .585 vs. Clemson, March 11, 1983 (14 of 24) in Atlanta, Ga.

**LOWEST THREE-POINT PERCENTAGE (min. 10 three-point attempts)**

- .063 vs. LSU, Dec. 18, 1996 (1 for 16) in Greensboro
- .071 vs. Duke, March 9, 2013 (1 for 14)
- .083 at UAB, Dec. 1, 2013 (1 of 12)
- .083 vs. Gardner-Webb, Nov. 9, 2012 (1 for 12)
- .083 vs. Wake Forest, March 10, 2000 (1 for 12) in Charlotte
- .091 vs. Kentucky, Dec. 4, 2010 (1 for 11)
- .091 vs. Duke, March 6, 2005 (1 for 11)
- .091 vs. Notre Dame, Feb. 23, 1993 (1 for 11)

**MOST REBOUNDS**

- 78 vs. Furman, Dec. 4, 1956
- 72 vs. Nicholls, Dec. 19, 2011
- 72 vs. Clemson, Dec. 4, 1954
- 69 vs. Tulane, Dec. 9, 1966
- 68 at VMI, Dec. 15, 1996
- 68 vs. LSU, Jan. 3, 1956
- 68 vs. Georgia Tech, Dec. 9, 1955 in Charlotte

**MOST OFFENSIVE REBOUNDS (STATISTIC FIRST KEPT IN 1986-87)**

- 32 at Pittsburgh, Dec. 20, 1993
- 31 vs. Nicholls, Dec. 19, 2011
- 30 vs. Mississippi Valley State, Nov. 20, 2011
- 28 vs. Boston College, Jan. 4, 2009
- 28 vs. LSU, Dec. 19, 1996 in Greensboro

**MOST DEFENSIVE REBOUNDS (STATISTIC FIRST KEPT IN 1986-87)**

- 47 vs. Loyola Marymount, March 19, 1988 in Salt Lake City, Utah
- 42 vs. Long Island, March 25, 2011 in Newark, N.J.
- 42 vs. Oregon, Nov. 25, 2008 in Maui
- 42 vs. Navy, March 15, 1998 in Hartford, Conn.
- 42 at VMI, Dec. 15, 1996

**MOST ASSISTS**

- 41 vs. Manhattan, Dec. 27, 1985 in Miami, Fla. (*Tied NCAA Record*)
- 41 vs. Rice, Dec. 2, 1971
- 40 at East Tennessee State, Dec. 20, 1975
- 40 vs. Dartmouth, Dec. 5, 1972 in Greensboro
- 39 vs. Howard, Nov. 29, 1975

**MOST TURNOVERS**

- 36 vs. Drake, March 22, 1969, in Louisville, Ky.
- 34 at NC State, Feb. 15, 1966
- 29 vs. Miami, Dec. 4, 2000
- 29 vs. Temple, Feb. 21, 1988
- 28 vs. Kentucky, Dec. 10, 1990
- 28 vs. Connecticut, Dec. 6, 1990
- 28 vs. South Carolina, Nov. 30, 1990 in Charlotte
- 28 at Hawaii-Loa, Nov. 29, 1986

**FEWEST TURNOVERS**

- 2 vs. Fairfield, March 13, 1997 in Winston-Salem
- 3 vs. Virginia, March 7, 1982 in Greensboro
- 5 vs. Wake Forest, Jan. 30, 1994
- 5 vs. NC State, March 12, 1983

**MOST BLOCKED SHOTS**

- 18 vs. Stanford, Dec. 20, 1985 (*ties ACC record*)
- 15 vs. Northern Kentucky, Dec. 27, 2013
- 15 at Duke, March 8, 2008
- 14 vs. VMI, Dec. 17, 1994
- 14 vs. Virginia, Feb. 19, 1994
- 14 vs. NC State, Jan. 5, 1994

**MOST STEALS**

- 23 at Tulane, Feb. 14, 1976
- 21 vs. The Citadel, Nov. 24, 1991
- 21 vs. Clemson, Jan. 5, 1977 in Greensboro
- 20 vs. UNC Asheville, Dec. 28, 2005
- 20 vs. Marshall, Jan. 2, 1994
- 20 vs. Manhattan, Dec. 27, 1985 in Miami, Fla.
- 20 vs. Dartmouth, Dec. 21, 1983
- 20 vs. Oregon State, Nov. 28, 1971 in Charlotte

**MOST PERSONAL FOULS**

- 38 vs. NC State, Jan. 19, 1954
- 36 vs. Texas A&M, March 9, 1980 in Denton, Texas
- 34 at Maryland, Feb. 17, 1971
- 33 vs. Maryland, March 8, 1958 in Raleigh
- 32 vs. Pittsburgh, March 14, 2014 in Greensboro
- 32 at Hawaii, Nov. 28, 1986

**FEWEST PERSONAL FOULS**

- 5 vs. Princeton, Dec. 22, 1996
- 6 vs. UNC Asheville, Dec. 28, 1995
- 6 vs. NC State, Jan. 4, 1974 in Greensboro
- 7 vs. Kent State, Jan. 2, 2008
- 7 at Virginia, Feb. 11, 1998
- 7 vs. Stetson, Dec. 3, 1987
- 7 vs. Manhattan, Dec. 27, 1985 in Miami, Fla.

**MOST OVERTIMES**

- 4 at Tulane, Feb. 14, 1976 (W, 113-106) (*ties ACC record*)
- 3 vs. Wake Forest, Dec. 20, 2003 (L, 114-119)
- 3 vs. Tulane, Nov. 30, 1982 (W, 70-68)
- 3 at Duke, March 2, 1968 (L, 86-87)
- 3 vs. Kansas, March 23, 1957 (W, 54-53) in Kansas City, Mo.
- 3 vs. Michigan State, March 22, 1957 (W, 74-70) in Kansas City, Mo.

Getty Images

Jim Hawkins/IC



**Lennie Rosenbluth (center) tallied five 40-point scoring games in his career.**



**Michael Jordan scored 721 points in the 1982-83 season.**

Sally Sather

### SINGLE-GAME

#### MOST POINTS SCORED (40 or more)

49	Bob Lewis vs. Florida State, Dec. 16, 1965
48	Billy Cunningham vs. Tulane, Dec. 10, 1964
47	Lennie Rosenbluth vs. Furman, Dec. 3, 1956
45	Lennie Rosenbluth vs. Clemson, March 7, 1957, in Raleigh
45	Lennie Rosenbluth vs. William & Mary, Feb. 7, 1956
45	Lennie Rosenbluth at Clemson, Jan. 14, 1956
45	George Glamack vs. Tulason, Feb. 10, 1941
43	Charles Scott vs. Wake Forest, Jan. 17, 1970
43	Bob Lewis vs. Richmond, Dec. 8, 1965
42	Shammond Williams at Georgia Tech, Feb. 8, 1998
41	Kenny Smith at Clemson, Jan. 28, 1987
41	Charles Scott vs. Virginia, March 5, 1970, in Charlotte
40	Harrison Barnes vs. Clemson, March 12, 2011 in Greensboro
40	Tyler Hansbrough vs. Georgia Tech, Feb. 15, 2006
40	Charles Scott vs. Duke, March 8, 1969, in Charlotte
40	Billy Cunningham vs. Maryland, Jan. 13, 1964
40	Lennie Rosenbluth at Duke, March 1, 1957

#### MOST 40-POINT GAMES, CAREER

5	Lennie Rosenbluth (47, 45, 45, 45, 40)
3	Charles Scott (43, 41, 40)
2	Bob Lewis (49, 43)
2	Billy Cunningham (48, 40)
1	Harrison Barnes (40), Tyler Hansbrough (40), Shammond Williams (42), Kenny Smith (41), George Glamack (45)

#### MOST CONSECUTIVE 40-POINT GAMES

2	Lennie Rosenbluth (40 at Duke, March 1, 1957; 45 vs. Clemson, March 7, 1957 in Raleigh)
---	---

#### MOST CONSECUTIVE 30-POINT GAMES

5	Bob Lewis (34 vs. William and Mary, Dec. 4, 1965; 30 at Ohio State, Dec. 6, 1965; 43 vs. Richmond, Dec. 8, 1965; 33 at Vanderbilt, Dec. 11, 1965; 49 vs. Florida State, Dec. 16, 1965)
4	Charles Scott, 1969-70
3	Lennie Rosenbluth, 1956-57 (twice)
2	Antawn Jamison, 1997-98
2	Hubert Davis, 1991-92
2	Brad Daugherty, 1985-86
2	Phil Ford, 1977-78
2	Dennis Wuycik, 1970-71
2	Charles Scott, 1969-70
2	Larry Miller, 1966-67 (twice)
2	Bob Lewis, 1965-66 (twice)
2	Billy Cunningham in 1964-65 (twice)
2	York Larese in 1960-61
2	Lennie Rosenbluth, 1956 -57

#### TWO TAR HEELS SCORING 30 POINTS IN SAME GAME

Feb. 8, 1998	at Georgia Tech (Shammond Williams 42, Antawn Jamison 31)
Dec. 8, 1965	vs. Richmond (Bob Lewis 43, Larry Miller 32)
Dec. 6, 1965	at Ohio State (Larry Miller 33, Bob Lewis 30)
Feb. 9, 1965	vs. Wake Forest (Billy Cunningham 35, Bob Lewis 35)
Jan. 16, 1965	at Virginia (Bob Lewis 35, Billy Cunningham 33)
Dec. 14, 1964	vs. Vanderbilt in Greensboro (Bob Lewis 31, Billy Cunningham 30)
Jan. 11, 1955	vs. Virginia (Lennie Rosenbluth 32, Tony Radovich 30)

#### MOST 20-POINT GAMES, CAREER

78	Tyler Hansbrough, 2005-09 (ACC record)
63	Lennie Rosenbluth, 1954-57
60	Larry Miller, 1965-68
57	Phil Ford, 1974-78
50	Charles Scott, 1967-70
50	Billy Cunningham, 1962-65

#### MOST CONSECUTIVE 20-POINT GAMES

20	Lennie Rosenbluth in 1956-57
13	Charles Scott in 1969-70
13	Lennie Rosenbluth in 1955-56
12	Bob Lewis in 1965-66
10	Larry Miller in 1966-67

#### MOST POINTS SCORED — ACC REGULAR-SEASON GAME

45	Lennie Rosenbluth at Clemson, Jan. 14, 1956
----	---

#### MOST POINTS SCORED — ACC TOURNAMENT CAREER

196	Lennie Rosenbluth, 1954-57 (6 games)
-----	--------------------------------------

#### MOST POINTS SCORED — ACC TOURNAMENT GAME

45	Lennie Rosenbluth vs. Clemson, quarterfinal, March 7, 1957, in Raleigh (ACC record)
----	---

#### MOST POINTS SCORED — ACC CHAMPIONSHIP GAME

40	Charles Scott vs. Duke, March 8, 1969, in Charlotte (ACC Record)
----	--

#### MOST POINTS SCORED — NCAA TOURNAMENT CAREER

325	Tyler Hansbrough, 2005-09 (17 games)
-----	--------------------------------------

#### MOST POINTS SCORED — NCAA TOURNAMENT GAME

39	Al Wood vs. Virginia, March 28, 1981, NCAA semifinal in Philadelphia
39	Lennie Rosenbluth vs. Canisius, March 15, 1957, East Regional semifinal in Philadelphia

#### MOST POINTS SCORED — NCAA CHAMPIONSHIP GAME

28	James Worthy vs. Georgetown, March 29, 1982, in New Orleans
----	---

#### MOST POINTS SCORED — SMITH CENTER GAME

40	Tyler Hansbrough vs. Georgia Tech, Feb. 15, 2006
----	--

#### MOST POINTS SCORED — BY A FRESHMAN

40	Harrison Barnes vs. Clemson, March 12, 2011 in Greensboro <sup>^</sup>
40	Tyler Hansbrough vs. Georgia Tech, Feb. 15, 2006 <sup>^</sup>
31	Antawn Jamison at Maryland, Jan. 6, 1996
31	J.R. Reid vs. Notre Dame, March 19, 1987, in East Rutherford, N.J.
31	J.R. Reid vs. NC State, Jan. 18, 1987
31	Mike O'Koren vs. UNLV, March 26, 1977, in Atlanta, Ga.
31	Walter Davis vs. Duke, March 2, 1974

<sup>^</sup> denotes ACC freshman record



Tyler Hansbrough is the leading scorer in Carolina and ACC history and led Carolina to the 2009 NCAA championship.

Jeffrey Camarati



The 2011-12 Tar Heels featured 1,000-point scorers Tyler Zeller, Harrison Barnes and John Henson.

J.D. Lyon Jr.

**SEASON**

**MOST POINTS SCORED – SEASON (600 or more)**

895	Lennie Rosenbluth, 1956-57
882	Tyler Hansbrough, 2007-08
822	Antawn Jamison, 1997-98
740	Bob Lewis, 1965-66
731	Charles Scott, 1969-70
721	Michael Jordan, 1982-83
717	Larry Miller, 1967-68
714	Charles Scott, 1968-69
707	Hubert Davis, 1991-92
704	Tyler Hansbrough, 2008-09
700	Larry Miller, 1966-67
699	Tyler Hansbrough, 2006-07
690	Joseph Forte, 2000-01
687	Brad Daugherty, 1985-86
669	Al Wood, 1980-81
668	Antawn Jamison, 1996-97
652	Jerry Stackhouse, 1994-95
648	Harrison Barnes, 2011-12
647	Sean May, 2004-05
647	Wayne Ellington, 2007-08
637	Shammond Williams, 1997-98
625	Phil Ford, 1977-78
623	Brad Daugherty, 1984-85
623	Billy Cunningham, 1963-64
621	Tyler Zeller, 2011-12
617	Phil Ford, 1976-77
614	Lennie Rosenbluth, 1955-56
609	Billy Cunningham, 1964-65
607	Michael Jordan, 1983-84
604	Robert McAdoo, 1971-72
602	Wayne Ellington, 2008-09
600	Joseph Forte, 1999-00
600	Eric Montross, 1992-93



Antawn Jamison, 1995-98

**HIGHEST SCORING AVERAGE (20.0 points or more)**

28.0	Lennie Rosenbluth, 1956-57
27.4	Bob Lewis, 1965-66
27.1	Charles Scott, 1969-70
26.7	Lennie Rosenbluth, 1955-56
26.0	Billy Cunningham, 1963-64
25.5	Lennie Rosenbluth, 1954-55
25.4	Billy Cunningham, 1964-65
23.1	York Larese, 1960-61
22.7	Billy Cunningham, 1962-63
22.6	Tyler Hansbrough, 2007-08
22.4	Larry Miller, 1967-68
22.3	Charles Scott, 1968-69
22.2	Antawn Jamison, 1997-98
21.9	Larry Miller, 1966-67
21.4	Hubert Davis, 1991-92
21.3	Pete Brennan, 1957-58
21.0	Bob Lewis, 1964-65
20.9	Joseph Forte, 2000-01
20.9	Larry Miller, 1965-66
20.8	Phil Ford, 1977-78
20.7	Tyler Hansbrough, 2008-09
20.6	George Glamack, 1940-41

20.4	Doug Moe, 1960-61
20.2	Brad Daugherty, 1985-86
20.0	Rashad McCants, 2003-04
20.0	Michael Jordan, 1982-83

**MOST POINTS IN A SEASON (by class)**

Senior	895 by Lennie Rosenbluth, 1956-57
Junior	882 by Tyler Hansbrough, 2007-08
Sophomore	721 by Michael Jordan, 1982-83
Freshman	600 by Joseph Forte, 1999-00

**HIGHEST SCORING AVERAGE IN A SEASON (by class)**

Senior	28.0 by Lennie Rosenbluth, 1956-57
Junior	27.4 by Bob Lewis, 1965-66
Sophomore	25.5 by Lennie Rosenbluth, 1954-55
Freshman	18.9 by Tyler Hansbrough, 2005-06

**MOST POINTS BY TWO PLAYERS (same season)**

1,529	Tyler Hansbrough (882) and Wayne Ellington (647), 2007-08
1,459	Antawn Jamison (822) and Shammond Williams (637), 1997-98
1,414	Antawn Jamison (822) and Vince Carter (592), 1997-98
1,366	Lennie Rosenbluth (895) and Pete Brennan (471), 1956-57
1,314	Michael Jordan (721) and Sam Perkins (593), 1982-83

**MOST POINTS BY THREE PLAYERS (same season)**

2,051	Antawn Jamison (822), Shammond Williams (637) and Vince Carter (592), 1997-98
1,976	Tyler Hansbrough (882), Wayne Ellington (647) and Danny Green (447), 2007-08
1,887	Tyler Hansbrough (704), Wayne Ellington (602), Ty Lawson (581), 2008-09
1,777	Lennie Rosenbluth (895), Pete Brennan (471) and Tommy Kearns (411), 1956-57
1,768	Larry Miller (717), Charles Scott (562) and Rusty Clark (489), 1967-68

**HIGHEST AVERAGE BY TWO PLAYERS (same season)**

48.3	Bob Lewis (27.4) and Larry Miller (20.9), 1965-66
46.4	Billy Cunningham (25.4) and Bob Lewis (21.0), 1964-65
43.5	York Larese (23.1) and Doug Moe (20.4), 1960-61
42.7	Lennie Rosenbluth (28.0) and Pete Brennan (14.7), 1956-57
41.1	Charles Scott (27.1) and Dennis Wuycik (14.0), 1969-70

**HIGHEST AVERAGE BY THREE PLAYERS (same season)**

58.1	Bob Lewis (27.4), Larry Miller (20.9), Tom Gauntlett (9.8), 1965-66
55.8	Larry Miller (22.4), Charles Scott (17.6), Rusty Clark (15.8), 1967-68
55.5	Lennie Rosenbluth (28.0), Pete Brennan (14.7), Tommy Kearns (12.8), 1956-57
55.1	Billy Cunningham (25.4), Bob Lewis (21.0), Ray Respass (8.7), 1964-65
55.1	York Larese (23.1), Doug Moe (20.4), Jim Hudock (11.6), 1960-61

**SIX PLAYERS IN DOUBLE FIGURES (same season)**

1988-89	J.R. Reid (15.9), Kevin Madden (14.6), Steve Bucknall (13.1), Jeff Lebo (12.2), Rick Fox (11.5) and Scott Williams (11.4)
---------	---

**FIVE PLAYERS IN DOUBLE FIGURES (same season)**

2008-09	Tyler Hansbrough (20.7), Ty Lawson (16.6), Wayne Ellington (15.8), Danny Green (13.1) and Deon Thompson (10.6)
2004-05	Sean May (17.5), Rashad McCants (16.0), Jawad Williams (13.1), Raymond Felton (12.9) and Marvin Williams (11.3)



**Billy Cunningham (left, 1,709 career points) and Bob Lewis (1,836) outside Carmichael Auditorium during the arena's construction.**

1994-95	Jerry Stackhouse (19.2), Rasheed Wallace (16.6), Donald Williams (15.5), Jeff McInnis (12.4) and Dante Calabria (10.5)
1986-87	Kenny Smith (16.9), Joe Wolf (15.2), J.R. Reid (14.7), Jeff Lebo (13.5) and Dave Popson (10.0)
1971-72	Robert McAdoo (19.5), Dennis Wuycik (18.0), George Karl (11.0), Bill Chamberlain (10.9) and Bobby Jones (10.2)
1958-59	York Larese (15.1), Lee Shaffer (13.2), Doug Moe (12.6), Harvey Salz (11.9) and Dick Kepley (10.6)

## CAREER

### MOST POINTS SCORED (1,000 points or more)

Name	Total Points
2,872	Tyler Hansbrough, 2005-2009
2,290	Phil Ford, 1974-78
2,145	Sam Perkins, 1980-84
2,045	Lennie Rosenbluth, 1954-57
2,015	Al Wood, 1977-81
2,007	Charles Scott, 1967-70
1,982	Larry Miller, 1965-68
1,974	Antawn Jamison, 1995-98
1,912	Brad Daugherty, 1982-86
1,863	Walter Davis, 1973-77
1,836	Bob Lewis, 1964-67
1,788	Michael Jordan, 1981-84
1,765	Mike O'Koren, 1976-80
1,747	George Lynch, 1989-93
1,721	Rashad McCants, 2002-05
1,709	Billy Cunningham, 1962-65
1,703	Rick Fox, 1987-91
1,694	Wayne Ellington, 2006-09
1,636	Kenny Smith, 1983-87
1,627	Eric Montross, 1990-94
1,626	Jawad Williams, 2001-05
1,615	Hubert Davis, 1988-92
1,611	Mitch Kupchak, 1972-76
1,567	Jeff Lebo, 1985-89
1,552	J.R. Reid, 1986-89
1,508	Scott Williams, 1986-90
1,501	Tyler Zeller, 2008-12
1,492	Donald Williams, 1991-95
1,469	Dennis Wuycik, 1969-72
1,447	Jason Capel, 1998-2002
1,445	Shammond Williams, 1994-98
1,414	Deon Thompson, 2006-10
1,411	Brendan Haywood, 1998-2001
1,392	Kris Lang, 1998-2002
1,375	Ty Lawson, 2006-09
1,368	Danny Green, 2005-09
1,339	Rusty Clark, 1966-69
1,334	Pete Brennan, 1955-58
1,322	Al Lifson, 1952-55
1,296	Kevin Madden, 1985-90
1,293	George Karl, 1970-73
1,290	Joseph Forte, 1999-01
1,287	York Larese, 1958-61
1,267	Vince Carter, 1995-98
1,264	Bobby Jones, 1971-74

1,261	Ed Cota, 1996-2000
1,260	Raymond Felton, 2002-05
1,254	Ademola Okulaja, 1995-99
1,232	James Michael McAdoo, 2011-14
1,231	Joe Wolf, 1983-87
1,228	Harrison Barnes, 2010-12
1,219	James Worthy, 1979-82
1,213	Sean May, 2002-05
1,191	George Glamack, 1938-41
1,187	Jerry Vayda, 1952-56
1,165	Matt Doherty, 1980-84
1,150	Pete Chilcutt, 1987-91
1,128	Jeff McInnis, 1993-96
1,124	John Henson, 2009-12
1,113	Brian Reese, 1990-94
1,098	Dante Calabria, 1992-96
1,080	Jerry Stackhouse, 1993-95
1,069	Bill Bunting, 1966-69
1,063	John "Hook" Dillon, 1944-48
1,053	Lee Shaffer, 1957-60
1,024	Cartwright Carmichael, 1920-24
1,019	Lee Dedmon, 1968-71
1,018	Vince Grimaldi, 1950-53
1,010	Paxton, Bob 1944-48
1,007	Tommy LaGarde, 1973-77

### MOST POINTS SCORED BY YEARS PLAYED

<b>Four-year career:</b>	2,872 by Tyler Hansbrough, 2005-09
<b>Three-year career:</b>	2,045 by Lennie Rosenbluth, 1954-57
<b>Two-year career:</b>	1,290 by Joseph Forte, 1999-2001

### HIGHEST SCORING AVERAGE, CAREER (15.0 or higher)

26.9	Lennie Rosenbluth, 1954-57
24.8	Billy Cunningham, 1962-65
22.1	Charles Scott, 1967-70
22.1	Bobby Lewis, 1964-67
21.8	Larry Miller, 1965-68
20.2	Tyler Hansbrough, 2005-09
19.5	Robert McAdoo, 1971-72
19.0	Antawn Jamison, 1995-98
18.7	Phil Ford, 1974-78
18.6	Joseph Forte, 1999-2001
17.9	York Larese, 1958-61
17.7	Michael Jordan, 1981-84
17.6	Rashad McCants, 2002-05
16.9	Dennis Wuycik, 1969-72
16.8	George Glamack, 1938-41
16.5	Doug Moe, 1958-61
16.4	Pete Brennan, 1955-58
16.4	Harrison Barnes, 2010-12
16.2	J.R. Reid, 1986-89
16.0	Al Wood, 1977-81
15.9	Sam Perkins, 1980-84
15.8	Sean May, 2002-05
15.7	Walter Davis, 1973-77
15.7	Jerry Stackhouse, 1993-95
15.1	Mike O'Koren, 1976-80

### HIGHEST SCORING AVERAGE BY YEARS PLAYED

<b>Four-year career:</b>	20.2 by Tyler Hansbrough, 2005-09
<b>Three-year career:</b>	26.9 by Lennie Rosenbluth, 1954-57
<b>Two-year career:</b>	18.6 by Joseph Forte, 1999-2001
<b>One-year career:</b>	19.5 by Robert McAdoo, 1971-72

## MISCELLANEOUS

### MOST GAMES SCORING IN DOUBLE FIGURES (season)

39	Tyler Hansbrough, 2007-08
36	Antawn Jamison, 1997-98
36	Eric Montross, 1992-93

### MOST GAMES SCORING IN DOUBLE FIGURES (career)

133	Tyler Hansbrough, 2005-09 (ACC record)
118	Sam Perkins, 1980-84
112	Phil Ford, 1974-78
104	Al Wood, 1977-81
100	Mike O'Koren, 1976-80



**MOST CONSECUTIVE GAMES IN DOUBLE FIGURES**

64	Larry Miller (all 32 games in both 1966-67 and 1967-68)
55	Tyler Hansbrough
52	Charles Scott
43	Al Wood
40	Bob Lewis
40	Billy Cunningham

**MOST POINTS IN A SEASON BY A FRESHMAN**

600	Joseph Forte, 1999-2000
594	Rashad McCants, 2002-03
587	Tyler Hansbrough, 2005-06
580	Harrison Barnes, 2010-11
550	Sam Perkins, 1980-81

**HIGHEST SCORING AVERAGE AS A FRESHMAN**

18.9	Tyler Hansbrough, 2005-06
17.0	Rashad McCants, 2002-03
16.7	Joseph Forte, 1999-2000
16.4	Phil Ford, 1974-75
15.7	Harrison Barnes, 2010-11

**MOST POINTS IN FIRST GAME AS A FRESHMAN**

28	Rashad McCants vs. Penn State in Preseason NIT, Nov. 18, 2002, in Chapel Hill
----	---

**MOST DOUBLE-FIGURE GAMES TO START A FRESHMAN SEASON**

20	Rashad McCants, 2002-03
----	-------------------------

**DOUBLE-DOUBLES**

**MOST DOUBLE-DOUBLES, POINTS & REBOUNDS, CAREER**

60	Billy Cunningham, 1962-65
51	Antawn Jamison, 1995-98
47	Tyler Hansbrough, 2005-09
47	Sam Perkins, 1980-84
44	Mitch Kupchak, 1972-76

**MOST DOUBLE-DOUBLES, POINTS & REBOUNDS, SEASON**

22	Billy Cunningham, 1963-64
21	John Henson, 2010-11
21	Antawn Jamison, 1997-98
20	Mitch Kupchak, 1974-75
20	Billy Cunningham, 1962-63
20	Doug Moe, 1960-61

**MOST CONSECUTIVE DOUBLE-DOUBLES, POINTS & REBOUNDS**

40	Billy Cunningham, last 20 games in 1962-63 and first 20 games in 1963-64 (NCAA record)
11	Doug Moe, 1960-61
11	Doug Moe, last two games in 1959-60, first nine games in 1960-61
10	Billy Cunningham, 1964-65
9	John Henson, 2010-11

**MOST DOUBLE-DOUBLES, POINTS & ASSISTS, CAREER**

15	Phil Ford, 1974-78
13	Ed Cota, 1996-2000
11	Raymond Felton, 2002-05
8	Kendall Marshall, 2010-12
8	Kenny Smith, 1983-87

**MOST DOUBLE-DOUBLES, POINTS & ASSISTS, SEASON**

9	Phil Ford, 1975-76
6	Kendall Marshall, 2011-12
5	Raymond Felton, 2004-05
4	Raymond Felton, 2002-03
4	Ed Cota, 1999-2000
4	Jeff McInnis, 1995-96
4	Kenny Smith, 1986-87
4	Phil Ford, 1976-77

**MOST CONSECUTIVE DOUBLE-DOUBLES, POINTS & ASSISTS**

3	Kendall Marshall, 2011-12
2	Ty Lawson, 2007-08
2	Raymond Felton (twice in 2002-03, once in 2004-05)
2	Ed Cota, 1996-97
2	Jeff McInnis, 1995-96



Peyton Williams

Sean May is the last Tar Heel to average a double-double (15.8 ppg & 10.0 rpg) for his career, doing so from 2002-05.

2	Steve Bucknall, 1988-89
2	Phil Ford (three times in 1975-76)

**AVERAGED A DOUBLE-DOUBLE - SINGLE-SEASON**

John Henson	11.7 points & 10.1 rebounds, 2010-11
Tyler Hansbrough	22.6 points & 10.2 rebounds, 2007-08
Sean May	17.5 points & 10.7 rebounds, 2004-05
Antawn Jamison	22.2 points & 10.5 rebounds, 1997-98
Mitch Kupchak	17.6 points & 11.3 rebounds, 1975-76
Mitch Kupchak	18.5 points & 10.8 rebounds, 1974-75
Bobby Jones	15.0 points & 10.5 rebounds, 1972-73
Robert McAdoo	19.5 points & 10.1 rebounds, 1971-72
Rusty Clark	15.8 points & 11.0 rebounds, 1967-68
Rusty Clark	13.9 points & 10.3 rebounds, 1966-67
Larry Miller	20.9 points & 10.3 rebounds, 1965-66
Billy Cunningham	25.4 points & 14.3 rebounds, 1964-65
Billy Cunningham	26.0 points & 15.8 rebounds, 1963-64
Billy Cunningham	22.7 points & 16.1 rebounds, 1962-63
Jim Hudock	14.9 points & 10.1 rebounds, 1961-62
Doug Moe	20.4 points & 14.0 rebounds, 1960-61
Lee Shaffer	18.2 points & 11.2 rebounds, 1959-60
Doug Moe	16.8 points & 11.3 rebounds, 1959-60
Pete Brennan	21.3 points & 11.7 rebounds, 1957-58
Pete Brennan	14.7 points & 10.4 rebounds, 1956-57
Lennie Rosenbluth	26.7 points & 11.5 rebounds, 1955-56
Lennie Rosenbluth	25.5 points & 11.7 rebounds, 1954-55

**AVERAGED A DOUBLE-DOUBLE - CAREER**

Sean May	15.8 points & 10.0 rebounds, 2002-05
Robert McAdoo	19.5 points & 10.1 rebounds, 1971-72
Rusty Clark	14.7 points & 10.2 rebounds, 1966-69
Billy Cunningham	24.8 points & 15.4 rebounds, 1962-65
Doug Moe	16.5 points & 10.6 rebounds, 1958-61
Pete Brennan	16.4 points & 10.5 rebounds, 1955-58
Lennie Rosenbluth	26.9 points & 10.4 rebounds, 1954-57



Steve Clams

Phil Ford holds Carolina records for most points/assists double-doubles in a career (15) and a season (9, in 1975-76).

**FIELD GOALS MADE**

**MOST FIELD GOALS MADE — GAME**

21	Billy Cunningham vs. Tulane, Dec. 10, 1964
20	Lennie Rosenbluth vs. Furman, Dec. 4, 1956

**MOST FIELD GOALS MADE — ACC TOURNAMENT GAME**

19	Lennie Rosenbluth vs. Clemson, quarterfinal, March 7, 1957, in Raleigh ( <i>ACC Record</i> )
----	--

**MOST FIELD GOALS MADE — NCAA TOURNAMENT GAME**

16	Charles Scott vs. Drake, NCAA 3rd place, March 22, 1969, in Louisville, Ky.
----	---

**MOST FIELD GOALS MADE — SMITH CENTER GAME**

16	Antawn Jamison vs. Maryland, Feb. 14, 1998
----	--

**MOST FIELD GOALS MADE — SEASON**

316	Antawn Jamison, 1997-98
305	Lennie Rosenbluth, 1956-57
290	Charles Scott, 1968-69
289	Tyler Hansbrough, 2007-08
284	Brad Daugherty, 1985-86
282	Michael Jordan, 1982-83
281	Charles Scott, 1969-70
278	Larry Miller, 1966-67
274	Al Wood, 1980-81
270	Antawn Jamison, 1996-97

**MOST FIELD GOALS MADE — CAREER**

939	Tyler Hansbrough, 2005-2009
865	Phil Ford, 1974-78
825	Al Wood, 1977-81
805	Charles Scott, 1967-70
787	Antawn Jamison, 1995-98
786	Sam Perkins, 1980-84
765	Larry Miller, 1965-68
760	Brad Daugherty, 1982-86
754	Walter Davis, 1973-77
721	Lennie Rosenbluth, 1954-57

**MOST CONSECUTIVE FIELD GOALS MADE**

16	Brad Daugherty (first 16 att. in 1985-86 vs. UCLA and Iona) ( <i>ACC record</i> )
----	---

**MOST CONSECUTIVE FIELD GOALS MADE — GAME**

13	Brad Daugherty vs. UCLA, Nov. 24, 1985
12	Scott Williams vs. Virginia, Jan. 13, 1990

**FIELD GOALS ATTEMPTED**

**MOST FIELD GOALS ATTEMPTED — SEASON**

631	Lennie Rosenbluth, 1956-57
611	Charles Scott, 1969-70
577	Charles Scott, 1968-69
558	Joseph Forte, 2000-01
553	Larry Miller, 1966-67
546	Antawn Jamison, 1997-98
545	Larry Miller, 1967-68
535	Tyler Hansbrough, 2007-08
527	Michael Jordan, 1982-83
526	Billy Cunningham, 1963-64

**MOST FIELD GOALS ATTEMPTED — CAREER**

1,752	Tyler Hansbrough, 2005-09
1,678	Charles Scott, 1967-70
1,640	Phil Ford, 1974-78
1,571	Lennie Rosenbluth, 1954-57
1,498	Larry Miller, 1965-68
1,474	Al Wood, 1977-81
1,420	Walter Davis, 1973-77
1,387	Billy Cunningham, 1962-65
1,369	George Lynch, 1989-93
1,364	Antawn Jamison, 1995-98
1,364	Sam Perkins, 1980-84



Charles Scott made 805 field goals in just three seasons.

**FIELD GOAL PERCENTAGE**

**HIGHEST FIELD GOAL PERCENTAGE — GAME**

(min. 10 made)

*1.000	Brad Daugherty vs. UCLA, Nov. 24, 1985 (13 of 13)
**1.000	Scott Williams vs. Virginia, Jan. 13, 1990 (12 of 12)
1.000	Jeff McInnis vs. Cincinnati, Dec. 3, 1994, in Charlotte (10 of 10)

(\**ACC record, Most FGs Made in a Perfect Game*)  
(\*\**Record for an ACC game*)

**HIGHEST FIELD GOAL PERCENTAGE — SEASON**

.697	Brendan Haywood, 1999-2000 (191 of 274) ( <i>ACC record</i> )
.668	Bobby Jones, 1971-72 (127 of 190)
.654	Rasheed Wallace, 1994-95 (238 of 364)
.648	Brendan Haywood, 1998-99 (160 of 247)
.648	Brad Daugherty, 1985-86 (284 of 438)
.646	Brandan Wright, 2006-07 (228 of 353) ( <i>ACC freshman record</i> )
.643	Mike O'Koren, 1977-78 (173 of 269)
.626	Sam Perkins, 1980-81 (199 of 318)
.625	Brad Daugherty, 1984-85 (238 of 381)
.624	Antawn Jamison, 1995-96 (201 of 322)

**HIGHEST FIELD GOAL PERCENTAGE — CAREER**

(min. 100 made and two seasons played)

Name (Years Played)	Made	Att.	Pct.
Brendan Haywood (1997-01)	541	849	.637
Rasheed Wallace (1993-95)	377	594	.635*
Brad Daugherty (1982-86)	760	1,226	.620
Bobby Jones (1971-74)	522	859	.608
J.R. Reid (1986-89)	584	972	.601
Warren Martin (1981-86)	256	431	.594
Dennis Wuycik (1969-72)	519	880	.590
Mitch Kupchak (1972-76)	651	1,110	.589
Eric Montross (1990-94)	626	1,070	.585
Tommy LaGarde (1973-77)	367	630	.583
Kevin Madden (1985-90)	519	893	.581
Antawn Jamison (1995-98)	787	1,364	.577
Sam Perkins (1980-84)	786	1,364	.576
Mike O'Koren (1976-80)	643	1,124	.572
Dave Chadwick (1968-71)	179	315	.568
Curtis Hunter (1982-87)	201	357	.563
Al Wood (1977-81)	825	1,474	.560
John Virgil (1976-80)	233	419	.556
Scott Williams (1986-90)	595	1,080	.551
Joe Wolf (1983-87)	511	928	.551
Ed Davis (2008-2010)	210	383	.548
Vince Carter (1995-98)	481	880	.547
<b>Brice Johnson (2012-present)</b>	<b>240</b>	<b>441</b>	<b>.544</b>
Charlie Shaffer (1961-64)	221	406	.544
Tyler Zeller (2008-12)	547	1010	.542

(\**ACC record*)

## THREE-POINT FIELD GOAL RECORDS

## THREE-POINT FIELD GOALS MADE

## MOST THREE-POINTERS — GAME

8	Rashad McCants vs. Clemson, March 2, 2004
8	Raymond Felton at NC State, Jan. 26, 2003
8	Shammond Williams at Georgia Tech, Feb. 8, 1998
8	Jeff McInnis at Clemson, Feb. 14, 1996
8	Dante Calabria vs. Florida State, Jan. 25, 1995
8	Hubert Davis at Florida State, Feb. 27, 1992
7	Marcus Paige at NC State, Feb. 26, 2014
7	Will Graves vs. Dayton, April 1, 2010, in New York, N.Y.
7	Wayne Ellington vs. Maryland, Feb. 3, 2009
7	Wayne Ellington vs. Miami, Jan. 17, 2009
7	Hubert Davis vs. Florida State, Dec. 15, 1991
7	Jeff Lebo at Richmond, Nov. 28, 1987

## MOST THREE-POINTERS — HALF

7	Wayne Ellington vs. Miami, Jan. 17, 2009 (2 <sup>nd</sup> half)
6	Danny Green vs. UNC Asheville, Nov. 30, 2008 (2 <sup>nd</sup> half)
6	Hubert Davis at Florida State, Feb. 27, 1992 (2 <sup>nd</sup> half)

## MOST THREE-POINTERS — ACC REGULAR SEASON GAME

8	Rashad McCants vs. Clemson, March 2, 2004
8	Raymond Felton at NC State, Jan. 26, 2003
8	Shammond Williams at Georgia Tech, Feb. 8, 1998
8	Jeff McInnis at Clemson, Feb. 14, 1996
8	Dante Calabria vs. Florida State, Jan. 25, 1995
8	Hubert Davis at Florida State, Feb. 27, 1992

## MOST THREE-POINTERS — ACC TOURNAMENT GAME

6	P.J. Hairston vs. Miami, final, March 17, 2013 in Greensboro
6	Harrison Barnes vs. Clemson, semifinal, March 12, 2011 in Greensboro
6	Jason Capel vs. Clemson, quarterfinal, March 9, 2001, in Atlanta

## MOST THREE-POINTERS — NCAA TOURNAMENT GAME

6	Shammond Williams vs. UNC Charlotte, East Regional 2 <sup>nd</sup> round, March 14, 1998, in Hartford, Conn.
---	--

## MOST THREE-POINTERS — NCAA CHAMPIONSHIP GAME

5	Donald Williams vs. Michigan, April 5, 1993, in New Orleans, La.
---	--

## MOST THREE-POINTERS — SMITH CENTER GAME

8	Rashad McCants vs. Clemson, March 2, 2004
8	Dante Calabria vs. Florida State, Jan. 25, 1995

## MOST CONSECUTIVE GAMES WITH A THREE-POINTER

34	Rashad McCants (last 19 games in 2003-04, first 15 in 2004-05)
34	Shammond Williams (last 27 in 1996-97, first seven in 1997-98)
34	Hubert Davis (last 21 games in 1990-91, first 13 in 1991-92)
33	P.J. Hairston (last 33 games in 2012-13)
28	Kenny Smith (first 28 games in 1986-87)

## MOST CONSECUTIVE THREE-POINTERS MADE

12	Raymond Felton, 2004-05 (ACC Record)
----	--------------------------------------

## MOST THREE-POINTERS — SEASON

95	Shammond Williams, 1996-97
89	P.J. Hairston, 2012-13
88	Reggie Bullock, 2012-13
87	Donald Williams, 1994-95
87	Kenny Smith, 1986-87
86	Marcus Paige, 2013-14
86	Shammond Williams, 1997-98
85	Wayne Ellington, 2008-09
85	Hubert Davis 1991-92
83	Donald Williams, 1992-93


## MOST THREE-POINTERS — CAREER

233	Shammond Williams, 1994-98
229	Wayne Ellington, 2006-09
221	Rashad McCants, 2002-05
221	Donald Williams, 1991-95
211	Jeff Lebo, 1985-89
197	Hubert Davis, 1988-92
193	Dante Calabria, 1992-96
188	Reggie Bullock, 2010-13
184	Danny Green, 2005-09
183	Melvin Scott, 2001-05

## THREE-POINT FIELD GOALS ATTEMPTED

## MOST THREE-POINT ATTEMPTS — GAME

14	Rashad McCants at Florida State, Jan. 22, 2004
14	Shammond Williams vs. Maryland, Jan. 8, 1997
14	Rick Fox vs. NC State, Feb. 6, 1991
14	Jeff Lebo vs. Iowa, Jan. 7, 1989



Hubert Davis is Carolina's career three-point field goal percentage leader at .435.

14	Jeff Lebo vs. Temple, Feb. 21, 1988
14	Kenny Smith vs. SMU, Dec. 30, 1986

## MOST THREE-POINT ATTEMPTS — SEASON

227	Shammond Williams, 1996-97
225	P.J. Hairston, 2012-13
221	Marcus Paige, 2013-14
218	Donald Williams, 1994-95
215	Shammond Williams, 1997-98
213	Kenny Smith, 1986-87
204	Wayne Ellington, 2008-09
202	Reggie Bullock, 2012-13
199	Donald Williams, 1992-93
198	Hubert Davis, 1991-92

## MOST THREE-POINT ATTEMPTS — CAREER

578	Shammond Williams, 1994-98
577	Wayne Ellington, 2006-09
572	Donald Williams, 1991-95
533	Rashad McCants, 2002-05
498	Melvin Scott, 2001-05
493	Jeff Lebo, 1985-89
491	Danny Green, 2005-09
486	Reggie Bullock, 2010-2013
469	Dante Calabria, 1992-96
464	Raymond Felton, 2002-05

## THREE-POINT FIELD GOAL PERCENTAGE

## HIGHEST THREE-POINT PCT. — GAME (min. 5 made)

1.000	Jason Capel vs. Clemson, March 9, 2001 (6 of 6), in Atlanta, Ga. (ties ACC record)
1.000	Hubert Davis vs. Eastern Michigan, March 22, 1991, in East Rutherford, N.J. (5 of 5)
1.000	Hubert Davis at Alabama, Nov. 30, 1989 (5 of 5)
.857	Dante Calabria vs. VMI, Dec. 17, 1994 (6 of 7)
.857	Michael Jordan vs. Georgia Tech, Jan. 29, 1983 (6 of 7), in Greensboro
.857	Jim Braddock vs. Rutgers, Jan. 5, 1983 (6 of 7), in Greensboro

## HIGHEST THREE-POINT PCT. — SEASON (min. 50 made)

.496	Dante Calabria, 1994-95 (66 of 133)
.489	Hubert Davis, 1990-91 (64 of 131)
.472	Ty Lawson, 2008-09 (51 of 108)
.464	Jeff Lebo, 1987-88 (78 of 168)
.462	Jim Braddock, 1982-83 (43 of 93)
.450	Jeff Lebo, 1986-87 (67 of 149)
.447	Michael Jordan, 1982-83 (34 of 76)
.441	Wes Miller, 2005-06 (64 of 145)
.440	Raymond Felton, 2004-05 (70 of 159)
.438	Rick Fox, 1989-90 (70 of 160)

## HIGHEST THREE-POINT PCT. — CAREER (min. 100 made)

.435	Hubert Davis, 1988-92 (197 of 453)
.428	Jeff Lebo, 1985-89 (211 of 493)
.419	Reyshawn Terry, 2003-07 (103 of 246)
.415	Rashad McCants, 2002-05 (221 of 533)
.412	Dante Calabria, 1992-96 (193 of 469)
.403	Shammond Williams, 1994-98 (233 of 578)
.403	Ty Lawson, 2006-09 (112 of 278)
.397	Wayne Ellington, 2006-09 (229 of 577)
.397	Jeff McInnis, 1993-96 (138 of 348)
.388	Rick Fox, 1987-91 (153 of 394)



Robert Crawford

**Tyler Hansbrough made 982 free throws in his career, more than any player in NCAA history.**

### FREE THROWS MADE

#### MOST FREE THROWS MADE — GAME

21	York Larese vs. Duke, Dec. 29, 1959, in Raleigh ( <i>Ties ACC Record</i> )
20	Tyler Zeller vs. Maryland, Feb. 29, 2012
19	Lennie Rosenbluth vs. Clemson, Jan. 14, 1956

#### MOST FREE THROWS MADE — ACC TOURNAMENT GAME

17	Charles Scott vs. Virginia, quarterfinal, March 5, 1970, in Charlotte ( <i>ACC Record</i> )
----	---

#### MOST FREE THROWS MADE — NCAA TOURNAMENT GAME

15	Ty Lawson vs. Michigan State, April 6, 2009, in Detroit, Mich. (national championship game)
----	---

#### MOST FREE THROWS MADE — SMITH CENTER

20	Tyler Zeller vs. Maryland, Feb. 29, 2012
17	Tyler Hansbrough vs. Clemson, Feb. 10, 2008
14	Tyler Hansbrough vs. Virginia Tech, Feb. 13, 2007
14	Tyler Hansbrough vs. Georgia Tech, Jan. 20, 2007
14	Tyler Hansbrough vs. Georgia Tech, Feb. 15, 2006
14	Tyler Hansbrough vs. NC State, Jan. 7, 2006

#### MOST CONSECUTIVE FREE THROWS MADE

41	Jeff Lebo (from Jan. 3 to March 12, 1989)
----	---

#### MOST FREE THROWS MADE — SEASON

304	Tyler Hansbrough, 2007-08 ( <i>ACC record</i> )
285	Lennie Rosenbluth, 1956-57
249	Tyler Hansbrough, 2008-09
242	Tyler Hansbrough, 2006-07
222	Bob Lewis, 1965-66
214	Pete Brennan, 1957-58
191	Sean May, 2004-05
189	Lennie Rosenbluth, 1954-55
187	Tyler Hansbrough, 2005-06
185	Pete Brennan, 1956-57
185	Jerry Stackhouse, 1994-95

#### MOST FREE THROWS MADE — CAREER

982	Tyler Hansbrough, 2005-2009 ( <i>NCAA record</i> )
603	Lennie Rosenbluth, 1954-57
561	Sam Perkins, 1980-84
560	Phil Ford, 1974-78
512	Bob Lewis, 1964-67
506	Pete Brennan, 1955-58
479	Mike O'Koren, 1976-80
452	Larry Miller, 1965-68
431	Dennis Wuycik, 1969-72
407	Tyler Zeller, 2008-12

### FREE THROWS ATTEMPTED

#### MOST FREE THROWS ATTEMPTED — GAME

24	Billy Cunningham vs. Maryland, Jan. 13, 1964
24	Lennie Rosenbluth at Clemson, Jan. 14, 1956
23	Tyler Zeller vs. Maryland, Feb. 29, 2012

#### MOST FREE THROWS ATTEMPTED — ACC TOURNAMENT

21	Charles Scott vs. Virginia (made 17), quarterfinal, March 5, 1970, in Charlotte
----	---

#### MOST FREE THROWS ATTEMPTED — NCAA TOURNAMENT

19	Tyler Zeller vs. Long Island, East Regional 2nd round, March 25, 2011, in Charlotte
19	Tommy Kearns vs. Syracuse, East Regional final, March 16, 1957, in Philadelphia, Pa.

#### MOST FREE THROWS ATTEMPTED — SEASON

377	Tyler Hansbrough, 2007-08
376	Lennie Rosenbluth, 1956-57
315	Tyler Hansbrough, 2006-07
296	Tyler Hansbrough, 2008-09
291	Pete Brennan, 1957-58
276	Antawn Jamison, 1997-98
274	Bobby Lewis, 1965-66
262	Pete Brennan, 1956-57
260	Jerry Stackhouse, 1994-95
257	James Michael McAdoo, 2013-14

#### MOST FREE THROWS ATTEMPTED — CAREER

1,241	Tyler Hansbrough, 2005-2009 ( <i>ACC record</i> )
815	Lennie Rosenbluth, 1954-57
715	Pete Brennan, 1955-58
705	Sam Perkins, 1980-84
693	Phil Ford, 1974-78
661	Larry Miller, 1965-68
660	Mike O'Koren, 1976-80
660	Bobby Lewis, 1964-67
635	Antawn Jamison, 1995-98
633	Billy Cunningham, 1962-65

### FREE THROW PERCENTAGE

#### HIGHEST FT PERCENTAGE — GAME (min. 15 made)

1.000	York Larese vs. Duke, Dec. 29, 1959 (21 of 21), in Raleigh ( <i>ACC record</i> )
1.000	Phil Ford at NC State, Feb. 24, 1976 (16 of 16)

#### HIGHEST FT PERCENTAGE — NCAA TOURNAMENT GAME (min. 10 made)

1.000	Tyler Hansbrough vs. Radford, March 19, 2009 (12 of 12), in Greensboro, N.C.
-------	--

#### HIGHEST FT PERCENTAGE — SEASON (min. 75 made)

.911	Shammond Williams, 1997-98 (133 of 146)
.878	Jeff Lebo, 1987-88 (86 of 98)
.877	Marcus Paige, 2013-14 (128 of 146)
.876	Steve Hale, 1984-85 (85 of 97)
.871	Darrell Elston, 1973-74 (81 of 93)
.868	York Larese, 1959-60 (131 of 151)
.860	Kenny Smith, 1984-85 (98 of 114)
.858	Dennis Wuycik, 1970-71 (169 of 197)
.856	Sam Perkins, 1983-84 (155 of 181)
.854	Jason Capel, 1998-99 (76 of 89)

#### HIGHEST FT PERCENTAGE — CAREER (min. 100 made)

Name (Years Played)	Made	Att.	Pct.
Marcus Paige, 2012-present	179	207	.865
Shammond Williams (1994-98)	292	344	.849
Marvin Williams (2004-05)	138	163	.847
Danny Green (2005-2009)	202	239	.845
Jeff Lebo (1985-89)	308	367	.839
Jim Braddock (1979-83)	106	127	.835
Dennis Wuycik (1969-72)	431	517	.834
Darrell Elston (1971-74)	125	150	.833
Ed Stahl (1972-75)	124	149	.832
Ranzino Smith (1984-88)	136	165	.824
Jason Capel (1998-02)	377	458	.823
Kenny Smith (1983-87)	293	356	.823
Hubert Davis (1989-92)	304	371	.819
Steve Hale (1982-86)	230	283	.813
Joseph Forte (1999-01)	221	273	.810
Wayne Ellington (2006-09)	233	288	.809
Phil Ford (1974-78)	560	693	.808
P.J. Hairston (2011-13)	140	175	.800
Sam Perkins (1980-84)	561	705	.796
York Larese (1958-61)	351	441	.796
Tyler Hansbrough (2005-09)	982	1241	.791
Larry Brown (1960-63)	221	282	.784
Tony Radovich (1952-56)	216	276	.783
Ty Lawson (2006-09)	337	432	.780
George Karl (1970-73)	305	391	.780
Ray Respass (1962-65)	110	141	.780

**SINGLE-GAME**

**MOST REBOUNDS — GAME**

30	Rusty Clark vs. Maryland, Feb. 21, 1968
28	Billy Cunningham vs. Maryland, Jan. 13, 1964
27	Billy Cunningham vs. Clemson, Feb. 16, 1963
25	Billy Cunningham vs. Tulane, Dec. 10, 1964
25	Lennie Rosenbluth vs. Virginia, Jan. 11, 1955
25	Lennie Rosenbluth vs. South Carolina, Dec. 9, 1954

**MOST REBOUNDS — ACC REGULAR SEASON GAME**

30	Rusty Clark vs. Maryland, Feb. 21, 1968
----	---

**MOST REBOUNDS — ACC TOURNAMENT GAME**

21	Lee Shaffer vs. Clemson, quarterfinal, March 5, 1959, in Raleigh
----	--

**MOST REBOUNDS — ACC CHAMPIONSHIP GAME**

19	Pete Brennan vs. South Carolina, March 9, 1957, in Raleigh
----	--

**MOST REBOUNDS — NCAA TOURNAMENT GAME**

22	Tyler Zeller vs. Ohio, March 23, 2012, in St. Louis
----	---

**MOST REBOUNDS — GAME (by a freshman)**

20	Antawn Jamison at Virginia, Jan. 17, 1996
----	---

**MOST REBOUNDS — GAME (by a guard)**

16	Joseph Forte at Duke, Feb. 1, 2001
----	------------------------------------

**MOST REBOUNDS — SMITH CENTER**

24	Sean May vs. Duke, March 6, 2005
21	Sean May vs. Akron, Dec. 14, 2003
21	Sean May vs. Duke, Feb. 5, 2004
19	Sean May vs. Kentucky, Dec. 4, 2004
18	Tyler Hansbrough vs. Duke, Feb. 6, 2008


**SEASON**

**MOST REBOUNDS — SEASON (300 or more)**

399	Tyler Hansbrough, 2007-08
397	Sean May, 2004-05
389	Antawn Jamison, 1997-98
379	Billy Cunningham, 1963-64
374	John Henson, 2010-11
365	Tyler Zeller, 2011-12
365	George Lynch, 1992-93
349	Brad Daugherty, 1984-85
348	John Henson, 2011-12
348	Bobby Jones, 1972-73
344	Billy Cunningham, 1964-65
341	Rusty Clark, 1967-68
339	Billy Cunningham, 1962-63
334	Mitch Kupchak, 1974-75
332	Pete Brennan, 1956-57
330	Sam Perkins, 1982-83
330	Rusty Clark, 1966-67
329	Antawn Jamison, 1996-97
321	Doug Moe, 1960-61
316	Mitch Kupchak, 1975-76
312	Robert McAdoo, 1971-72
309	Antawn Jamison, 1995-96
306	Brad Daugherty, 1985-86
303	Pete Brennan, 1957-58
301	Tyler Hansbrough, 2006-07
301	James Worthy, 1980-81

**HIGHEST REBOUNDING AVERAGE — SEASON**

16.1	Billy Cunningham, 1962-63 (339 reb. in 21 games)
15.8	Billy Cunningham, 1963-64
14.3	Billy Cunningham, 1964-65
14.0	Doug Moe, 1960-61
11.7	Pete Brennan, 1957-58
11.7	Lennie Rosenbluth, 1954-55
11.6	Bud Maddie, 1952-53
11.5	Lennie Rosenbluth, 1955-56
11.3	Mitch Kupchak, 1975-76
11.3	Doug Moe, 1959-60



Rusty Clark grabbed a UNC-record 30 rebounds against Maryland on Feb. 21, 1968.

**CAREER**

**MOST REBOUNDS — CAREER (700 or more)**

1,219	Tyler Hansbrough, 2005-2009
1,167	Sam Perkins, 1980-84
1,097	George Lynch, 1989-93
1,062	Billy Cunningham, 1962-65
1,027	Antawn Jamison, 1995-98
1,006	Mitch Kupchak, 1972-76
1,003	Brad Daugherty, 1982-86
941	Eric Montross, 1990-94
929	Rusty Clark, 1966-69
890	Ademola Okulaja, 1995-99
885	John Henson, 2011-12
861	Scott Williams, 1986-90
854	Pete Brennan, 1955-58
839	Brendan Haywood, 1997-01
834	Larry Miller, 1965-68
817	Bobby Jones, 1971-74
815	Mike O'Koren, 1976-80
807	Jason Capel, 1998-02
790	Lennie Rosenbluth, 1954-57
788	Tyler Zeller, 2011-12
771	Sean May, 2002-05
766	Pete Chilcutt, 1987-91
743	Deon Thompson, 2006-10
731	J.R. Reid, 1986-89
729	Lee Dedmon, 1968-71

**MOST REBOUNDS BY YEARS PLAYED**

**Four-year career:** 1,219 by Tyler Hansbrough, 2005-09  
**Three-year career:** 1,062 by Billy Cunningham, 1962-65  
**Two-year career:** 511 by Rasheed Wallace, 1993-95

**HIGHEST REBOUNDING AVERAGE — CAREER**

15.4	Billy Cunningham, 1962-65 (1,062 in 69 games)
10.6	Doug Moe, 1958-61
10.5	Pete Brennan, 1955-58
10.4	Lennie Rosenbluth, 1954-57
10.2	Rusty Clark, 1966-69
10.0	Sean May, 2002-05
10.0	Bud Maddie, 1953-54
9.9	Antawn Jamison, 1995-98
9.2	Larry Miller, 1965-68
8.9	Bobby Jones, 1971-74

**DOUBLE-DIGIT REBOUNDING GAMES**

**MOST GAMES IN DOUBLE-FIGURE REBOUNDS — SEASON**

22	Billy Cunningham, 1963-64
21	Billy Cunningham, 1962-63
21	John Henson, 2010-11
21	Antawn Jamison, 1997-98

**MOST GAMES IN DOUBLE-FIGURE REBOUNDS — CAREER**

61	Billy Cunningham, 1962-65
----	---------------------------

**CONSECUTIVE GAMES IN DOUBLE-FIGURE REBOUNDS**

40	Billy Cunningham (last 20 games in 1962-63 and first 20 games in 1963-64)
----	---

## ASSIST RECORDS



Jeffrey Camarati

**Kendall Marshall averaged an ACC-record 9.75 assists per game and won the Bob Cousy Award in 2011-12.**

## SINGLE-GAME

## MOST ASSISTS — SINGLE GAME

18	Raymond Felton vs. George Mason, Dec. 7, 2003
17	Ed Cota vs. UNLV, Dec. 4, 1999, in Charlotte
17	Jeff Lebo vs. UT Chattanooga, Nov. 18, 1988
16	Kendall Marshall at Maryland, Feb. 4, 2012
16	Kendall Marshall vs. Long Beach State, Dec. 10, 2011
16	Kendall Marshall vs. Florida State, Feb. 6, 2011
15	Kendall Marshall vs. Tennessee State, Nov. 22, 2011
15	Kendall Marshall at UNC Asheville, Nov. 13, 2011
14	eight times, most recently by Kendall Marshall vs. South Carolina, Nov. 25, 2011, in Las Vegas

## MOST ASSISTS — ACC REGULAR-SEASON GAME

16	Kendall Marshall at Maryland, Feb. 4, 2012
16	Kendall Marshall vs. Florida State, Feb. 6, 2011

## MOST ASSISTS — ACC TOURNAMENT GAME

13	Larry Brown vs. South Carolina, quarterfinal, Feb. 28, 1963, in Raleigh
----	---

## MOST ASSISTS — NCAA TOURNAMENT GAME

14	Kendall Marshall vs. Long Island, East 2nd round, March 18, 2011, in Charlotte
12	Kenny Smith vs. Notre Dame, 1987 East Regional semifinal, March 19, 1987, in East Rutherford, N.J.

## MOST ASSISTS — SMITH CENTER GAME

18	Raymond Felton vs. George Mason, Dec. 7, 2003
17	Jeff Lebo vs. UT Chattanooga, Preseason NIT 1st round, Nov. 18, 1988

## MOST ASSISTS BY A FRESHMAN — GAME

16	Kendall Marshall vs. Florida State, Feb. 6, 2011
14	Raymond Felton vs. Wyoming, March 24, 2003, NIT

## MOST ASSISTS IN FIRST GAME AS A FRESHMAN

10	Raymond Felton vs. Penn State, Nov. 18, 2002, Preseason NIT (ties ACC record)
----	---

## MOST ASSISTS IN TWO CONSECUTIVE GAMES

29	Kendall Marshall vs. Tennessee State (15) & South Carolina (14); vs. Long Beach State (16) & Appalachian State (13), 2011
----	---

## MOST ASSISTS IN THREE CONSECUTIVE GAMES

41	Ed Cota vs. Appalachian State (14), at NC State (13) and vs. Florida State (14), 1997-98
----	--

## MOST ASSISTS IN FOUR CONSECUTIVE GAMES

52	Kendall Marshall vs. UNC Asheville (15), Mississippi Valley State (8), Tennessee State (15) & South Carolina (14), Nov. 2011
----	--

## MOST ASSISTS IN FIVE CONSECUTIVE GAMES

60	Kendall Marshall vs. UNC Asheville (15), Mississippi Valley State (8), Tennessee State (15), South Carolina (14) and UNLV (8), Nov. 2011
----	--

## SEASON

## MOST ASSISTS — SINGLE SEASON

351	Kendall Marshall, 2011-12 (ACC record, 4th-best NCAA history)
284	Ed Cota, 1999-2000
274	Ed Cota, 1997-98
249	Raymond Felton, 2004-05
238	Ed Cota, 1998-99
236	Raymond Felton, 2002-03

235	Kenny Smith, 1984-85
234	Ed Cota, 1996-97
230	Kendall Marshall, 2010-11
230	Ty Lawson, 2008-09

## MOST ASSISTS — BY A FRESHMAN

236	Raymond Felton, 2002-03
234	Ed Cota, 1996-97
230	Kendall Marshall, 2010-11

## HIGHEST ASSIST AVERAGE — SINGLE SEASON

9.75	Kendall Marshall, 2011-12 (351 assists in 36 games) (ACC record)
8.11	Ed Cota, 1999-2000 (284 assists in 35 games)
7.44	Ed Cota, 1998-99
7.41	Ed Cota, 1997-98
7.1	Raymond Felton, 2003-04

## HIGHEST ASSIST AVERAGE — BY A FRESHMAN

6.88	Ed Cota, 1996-97 (234 assists in 34 games)
6.74	Raymond Felton, 2002-03
6.22	Kendall Marshall, 2010-11

## CAREER

## MOST ASSISTS — CAREER (500 or more)

1,030	Ed Cota, 1996-2000 (3rd in NCAA history)
768	Kenny Smith, 1983-87
753	Phil Ford, 1974-78
698	Raymond Felton, 2002-05
637	Derrick Phelps, 1990-94
629	King Rice, 1987-91
608	Ty Lawson, 2006-09
581	Kendall Marshall, 2010-12
580	Jeff Lebo, 1985-89
525	Jimmy Black, 1978-82
503	Steve Hale, 1982-86

## MOST ASSISTS BY YEARS PLAYED

Four-year career:	1,030 by Ed Cota, 1996-2000
Three-year career:	698 by Raymond Felton, 2002-05
Two-year career:	581 by Kendall Marshall, 2010-12

## HIGHEST ASSIST AVERAGE — CAREER

7.96	Kendall Marshall, 2010-12 (581 assists in 73 games)
7.46	Ed Cota, 1996-2000 (1,030 assists in 138 games)
6.9	Raymond Felton, 2002-05
6.1	Kenny Smith, 1983-87
6.1	Phil Ford, 1974-78
5.8	Ty Lawson, 2006-09
5.2	Larry Brown, 1960-63
4.8	Derrick Phelps, 1990-94
4.5	King Rice, 1987-91
4.4	Jeff McInnis, 1993-96
4.4	Jeff Lebo, 1985-89

## 10 OR MORE, ASSIST/TURNOVER RATIO

## MOST GAMES WITH 10 OR MORE ASSISTS — SEASON

17	Kendall Marshall, 2011-12 ACC record
12	Ed Cota, 1999-2000
9	Phil Ford, 1975-76

## MOST GAMES WITH 10 OR MORE ASSISTS — CAREER

32	Ed Cota, 1996-00
23	Kendall Marshall, 2010-12
18	Raymond Felton, 2002-05
16	Phil Ford, 1974-78
13	Kenny Smith, 1983-87

## HIGHEST ASSIST-TURNOVER RATIO — SEASON (min. 200 assists)

3.489	Ty Lawson, 2008-09 (230 assists, 66 turnovers)
3.475	Kendall Marshall, 2011-12 (351 assists, 101 turnovers)
2.72	King Rice, 1990-91 (207 assists, 76 turnovers)
2.57	Ty Lawson, 2006-07 (213 assists, 83 turnovers)
2.50	Kendall Marshall, 2010-11 (230 assists, 92 turnovers)

## HIGHEST ASSIST-TURNOVER RATIO — CAREER (min. 300 assists)

3.01	Kendall Marshall, 2010-12 (581 assists, 193 turnovers) (ACC record)
2.78	Ty Lawson, 2006-09 (608 assists, 219 turnovers)
2.21	Jeff Lebo, 1985-89 (580 assists, 263 turnovers)
2.19	King Rice, 1987-91 (629 assists, 287 turnovers)
2.19	Ed Cota, 1996-2000 (1030 assists, 470 turnovers)



Andrew Cline/The Daily Tar Heel

The defense of Derrick Phelps was a key factor in the run to the 1993 NCAA title. Phelps tallied a UNC-record 247 steals from 1990-94.



Keith Worrrell

George Lynch ranks second in Carolina history in steals.

**SINGLE-GAME**

**MOST STEALS — SINGLE GAME**

9	Derrick Phelps at Georgia Tech, Feb. 2, 1992
8	Ty Lawson vs. Michigan State, April 6, 2009, in Detroit, Mich.
8	Tyler Hansbrough vs. UNC Asheville, Dec. 28, 2005
8	Derrick Phelps vs. Central Florida, Dec. 7, 1991
8	Dudley Bradley vs. Oregon State, Nov. 30, 1977
7	Ty Lawson vs. Michigan State, Dec. 3, 2008, in Detroit, Mich.
7	Derrick Phelps vs. Maryland, Feb. 10, 1994
7	George Lynch vs. Florida State, Jan. 27, 1993
7	Derrick Phelps vs. Cornell, Jan. 4, 1993
7	Derrick Phelps vs. Houston, Dec. 13, 1992
7	Jimmy Black vs. Tulsa, Dec. 3, 1981
7	Dudley Bradley vs. Duke, March 3, 1979, in Greensboro
7	Dudley Bradley vs. Wake Forest, Dec. 1, 1978, in Greensboro

**MOST STEALS — ACC REGULAR SEASON GAME**

9	Derrick Phelps at Georgia Tech, Feb. 2, 1992
---	--

**MOST STEALS — ACC TOURNAMENT GAME**

7	Dudley Bradley vs. Duke, championship, March 3, 1979, in Greensboro
---	---

**MOST STEALS — NCAA TOURNAMENT GAME**

8	Ty Lawson vs. Michigan State, April 6, 2009, in Detroit, Mich. (national championship game)
---	---

**MOST STEALS — SMITH CENTER GAME**

8	Tyler Hansbrough vs. UNC Asheville, Dec. 28, 2005
8	Derrick Phelps vs. Central Florida, Dec. 7, 1991

**MOST STEALS BY A FRESHMAN**

8	Tyler Hansbrough vs. UNC Asheville, Dec. 28, 2005 (ACC freshman record)
---	---

**SEASON**

**MOST STEALS — SINGLE SEASON**

97	Dudley Bradley, 1978-79
89	George Lynch, 1992-93
82	Derrick Phelps, 1992-93
78	Derrick Phelps, 1991-92
78	Michael Jordan, 1982-83
78	Walter Davis, 1976-77
75	Ty Lawson, 2008-09
72	Raymond Felton, 2004-05
71	Walter Davis, 1975-76
70	Rick Fox, 1990-91

**CAREER**

**MOST STEALS — CAREER**

247	Derrick Phelps, 1990-94
241	George Lynch, 1989-93
197	Rick Fox, 1987-91
195	Kenny Smith, 1983-87
192	Ed Cota, 1997-00
191	Raymond Felton, 2002-05
190	Dudley Bradley, 1975-79
184	Ty Lawson, 2006-09
183	Mike O'Koren, 1976-80
180	Tyler Hansbrough, 2005-09

**MOST STEALS BY YEARS PLAYED**

Four-year career:	247 by Derrick Phelps, 1990-94
Three-year career:	191 by Raymond Felton, 2002-05

# BLOCKED SHOT RECORDS

J.D. Lyon Jr.

## SINGLE-GAME

### MOST BLOCKED SHOTS — SINGLE GAME

10	Brendan Haywood vs. Miami (Fla.), Dec. 4, 2000
9	John Henson vs. Michigan State, Nov. 11, 2011, in San Diego, Calif. (on USS Carl Vinson)
9	Warren Martin vs. Stanford, Dec. 20, 1985

### MOST BLOCKED SHOTS — ACC REGULAR-SEASON GAME

8	Warren Martin vs. NC State, Jan. 16, 1985
---	---

### MOST BLOCKED SHOTS — ACC TOURNAMENT GAME

6	Eric Montross vs. Florida State, quarterfinal, March 11, 1994, in Charlotte
---	---

### MOST BLOCKED SHOTS — NCAA TOURNAMENT GAME

6	John Henson vs. Long Island, March 18, 2011, East 2nd round, in Charlotte
6	Rasheed Wallace vs. Georgetown, Southeast Regional semifinal, March 23, 1995, in Birmingham, Ala.
6	Warren Martin vs. Middle Tennessee State, Southeast Regional 1st round, March 14, 1985, South Bend, Ind.

### MOST BLOCKED SHOTS — SMITH CENTER GAME

10	Brendan Haywood vs. Miami (Fla.), Dec. 4, 2000
----	--

## SEASON

### MOST BLOCKED SHOTS — SINGLE SEASON

120	Brendan Haywood, 2000-01
118	John Henson, 2010-11
101	John Henson, 2011-12
93	Rasheed Wallace, 1994-95
91	Brendan Haywood, 1999-00
81	Warren Martin, 1985-86
81	Warren Martin, 1984-85
67	Sam Perkins, 1980-81
65	Ed Davis, 2008-09
65	Brandan Wright, 2006-07
65	Sam Perkins, 1982-83

### MOST BLOCKED SHOTS PER GAME — SEASON

3.64	Brendan Haywood, 2000-01 (120 blocks in 33 games)
3.19	John Henson, 2010-11 (118 blocks in 37 games)
2.89	John Henson, 2011-12 (101 blocks in 35 games)
2.79	Warren Martin, 1985-86 (81 blocks in 29 games)
2.78	Ed Davis, 2009-10 (64 blocks in 23 games)

## CAREER

### MOST BLOCKED SHOTS — CAREER

304	Brendan Haywood, 1997-2001
279	John Henson, 2009-12
245	Sam Perkins, 1980-84
190	Warren Martin, 1981-86
174	Kevin Salvadori, 1990-94
169	Eric Montross, 1990-94
161	Scott Williams, 1986-90
156	Rasheed Wallace, 1993-95
155	Danny Green, 2005-2009
146	Brad Daugherty, 1982-86

### MOST BLOCKED SHOTS BY YEARS PLAYED

**Four-year career:** 304 by Brendan Haywood, 1997-2001

**Three-year career:** 279 by John Henson, 2009-12

**Two-year career:** 156 by Rasheed Wallace, 1993-95

### MOST BLOCKED SHOTS PER GAME — CAREER

2.56	John Henson, 2009-12 (279 blocks in 109 games)
2.26	Rasheed Wallace, 1993-95 (156 blocks in 69 games)
2.13	Brendan Haywood, 1997-2001 (304 blocks in 141 games)
2.11	Ed Davis, 2009-11 (129 blocks in 61 games)
1.81	Sam Perkins, 1980-84 (245 blocks in 135 games)



John Henson's 2.56 blocks per game in his career helped him to second place in UNC history in total blocks with 279.

Tom Copeland/Greensboro News &amp; Record



Brendan Haywood owns Carolina's career, season and game blocked shot records.





Jeffrey Camarati

The 2009 senior class won 124 games, the most in Carolina history.



Jeffrey Camarati

Deon Thompson played in an NCAA-record 152 games from 2006-10.

**MOST GAMES PLAYED — SINGLE SEASON**

39	Tyler Hansbrough, Wayne Ellington, Danny Green, Deon Thompson, Marcus Ginyard in 2007-08
38	Ed Davis, Larry Drew II, Wayne Ellington, Bobby Frasor, Danny Green and Deon Thompson in 2008-09
38	Wayne Ellington, Tyler Hansbrough, Ty Lawson, Wes Miller, Alex Stepheson, Reyshawn Terry and Deon Thompson in 2006-07
38	Vince Carter, Brendan Haywood, Makhtar Ndiaye, Ademola Okulaja, Shammond Williams in 1997-98
38	George Lynch, Eric Montross, Henrik Rodl, Kevin Salvadori, Pat Sullivan in 1992-93
38	Harrison Barnes, Reggie Bullock, James Michael McAdoo, Justin Watts, Tyler Zeller in 2011-12

**MOST GAMES PLAYED — CAREER**

152	Deon Thompson, 2006-10 (NCAA record)
145	Danny Green, 2005-09
143	Marcus Ginyard, 2005-10
142	Tyler Hansbrough, 2005-09
141	Brendan Haywood, 1997-2001
140	Pete Chilcutt, 1987-91
140	Rick Fox, 1987-91
140	King Rice, 1987-91
140	George Lynch, 1989-93
140	Henrik Rodl, 1989-93

**MOST CAROLINA WINS PLAYED — SINGLE SEASON**

36	Tyler Hansbrough, Wayne Ellington, Danny Green, Deon Thompson, Marcus Ginyard in 2007-08
34	George Lynch, Eric Montross, Henrik Rodl, Kevin Salvadori and Pat Sullivan in 1992-93
34	Vince Carter, Brendan Haywood, Makhtar Ndiaye, Ademola Okulaja, Shammond Williams in 1997-98
34	Ed Davis, Larry Drew II, Wayne Ellington, Bobby Frasor, Danny Green and Deon Thompson in 2008-09

**MOST CAROLINA WINS PLAYED — CAREER**

123	Danny Green, 2005-09 (23 in 2005-06, 30 in 2006-07, 36 in 2007-08, 34 in 2008-09)
121	Deon Thompson, 2006-10 (30 in 2006-07, 36 in 2007-08, 34 in 2008-09, 20 in 2009-10)
120	Tyler Hansbrough, 2005-09 (23 in 2005-06, 31 in 2006-07, 36 in 2007-08, 30 in 2008-09)
115	Sam Perkins, 1980-84 (29 in 1980-81, 31 in 1981-82, 27 in 1982-83, 28 in 1983-84)

**MOST ACC WINS PLAYED — CAREER  
(includes ACC Tournament games)**

58	Danny Green, 2005-09
58	Tyler Hansbrough, 2005-09
57	Quentin Thomas, 2004-08
56	Sam Perkins, 1980-84
54	Eric Montross, 1990-94

**TRIPLE-DOUBLE  
(10 or More Points, Rebounds and Blocked Shots  
in Same Game)**

Brendan Haywood vs. Miami, Dec. 4, 2000 (18 points, 14 rebounds, 10 blocks)

**TRIPLE-DOUBLE  
(10 or More Points, Rebounds and Assists in Same Game)**

Jason Capel vs. Buffalo, Dec. 17, 2000 (16 points, 11 rebounds, 10 assists)

(\*Note: The *Charlotte Observer* reported that Billy Cunningham had 33 points, 16 rebounds and 11 assists vs. Virginia on Jan. 16, 1965. However, assists were not an official statistic at that point.)

**ONLY PLAYER IN NCAA HISTORY WITH  
1,000 POINTS, 1,000 ASSISTS AND 500 REBOUNDS**

Ed Cota (1,261 points, 1,030 assists and 517 rebounds)

**MOST WINS BY A CLASS (Four-year span)**

124	2008-09
123	2007-08
121	2006-10
117	1983-84
116	1988-89

**MOST PERSONAL FOULS**

443 Scott Williams (1986-90) (ACC record)

**MOST GAMES PLAYED WITHOUT FOULING OUT**

138 Ed Cota (1996-2000) (NCAA record)


# TAR HEEL SINGLE-GAME BESTS

## TOP 25 TAR HEEL SCORING GAMES

Pts.	Player	Opponent	Date and Site
49	Bob Lewis	Florida State	Dec. 16, 1965, in Chapel Hill
48	Billy Cunningham	Tulane	Dec. 10, 1964, in Chapel Hill
47	Lennie Rosenbluth	Furman	Dec. 4, 1956, in Chapel Hill
45*	Lennie Rosenbluth	Clemson	Mar. 7, 1957, at Raleigh, N.C.
45	Lennie Rosenbluth	William & Mary	Feb. 7, 1956, in Chapel Hill
45	Lennie Rosenbluth	Clemson	Jan. 14, 1956, at Clemson, N.C.
45	George Glamack	Clemson	Feb. 10, 1941, in Chapel Hill
43	Charles Scott	Wake Forest	Jan. 17, 1970, in Chapel Hill
43	Bob Lewis	Richmond	Dec. 8, 1965, in Chapel Hill
42	Shammond Williams	Georgia Tech	Feb. 8, 1998, at Atlanta, Ga.
41	Kenny Smith	Clemson	Jan. 28, 1987, at Clemson, S.C.
41*	Charles Scott	Virginia	Mar. 5, 1970, at Charlotte, N.C.
40*	Harrison Barnes	Clemson	Mar. 12, 2011, in Greensboro, N.C.
40	Tyler Hansbrough	Georgia Tech	Feb. 15, 2006, in Chapel Hill
40*	Charles Scott	Duke	Mar. 8, 1969, at Charlotte, N.C.
40	Billy Cunningham	Maryland	Jan. 13, 1964, in Chapel Hill
40	Lennie Rosenbluth	Duke	Mar. 1, 1957, at Durham, N.C.
39	Tyler Hansbrough	Clemson	Feb. 10, 2008, in Chapel Hill
39	Michael Jordan	Georgia Tech	Jan. 29, 1983, at Greensboro, N.C.
39^	Al Wood	Virginia	Mar. 28, 1981, at Philadelphia, Pa.
39	Dennis Wuycik	Creighton	Dec. 12, 1970, at Charlotte, N.C.
39^	Lennie Rosenbluth	Canisius	Mar. 15, 1957, at Philadelphia, Pa.
39	Lennie Rosenbluth	William & Mary	Dec. 11, 1954, at Williamsburg, Va.
38	Joseph Forte	Tulsa	Nov. 11, 2000, in Chapel Hill
38	Larry Miller	Virginia	Jan. 28, 1967, in Chapel Hill
38	Billy Cunningham	Virginia	Feb. 23, 1965, in Chapel Hill
38*	Lennie Rosenbluth	South Carolina	Mar. 9, 1957, at Raleigh, N.C.

## TOP 25 TAR HEEL REBOUNDING GAMES

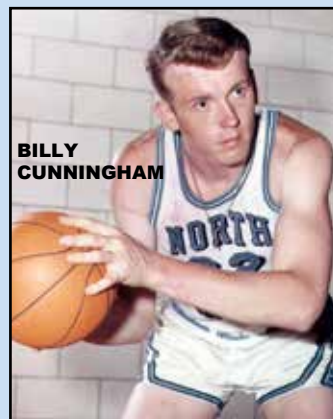
Reb.	Player	Opponent	Date and Site
30	Rusty Clark	Maryland	Feb. 21, 1968, in Chapel Hill
28	Billy Cunningham	Maryland	Jan. 13, 1964, in Chapel Hill
27	Billy Cunningham	Clemson	Feb. 16, 1963, at Charlotte, N.C.
25	Billy Cunningham	Tulane	Dec. 10, 1964, in Chapel Hill
25	Billy Cunningham	South Carolina	Feb. 15, 1964, at Charlotte, N.C.
25	Billy Cunningham	Virginia Tech	Jan. 18, 1964, in Chapel Hill
25	Lennie Rosenbluth	Virginia	Jan. 11, 1955, in Chapel Hill
25	Lennie Rosenbluth	South Carolina	Dec. 9, 1954, in Chapel Hill
24	Sean May	Duke	Mar. 6, 2005, in Chapel Hill
24	Billy Cunningham	Georgia	Dec. 3, 1964, at Athens, Ga.
23	Billy Cunningham	Virginia	Feb. 20, 1963, in Chapel Hill
23	Paul Likins	Clemson	Dec. 4, 1955, in Chapel Hill
23	Lennie Rosenbluth	Clemson	Dec. 4, 1955, in Chapel Hill
22^	Tyler Zeller	Ohio	Mar. 23, 2012, in St. Louis, Mo.
22	Billy Cunningham	Maryland	Feb. 18, 1964, at College Park, Md.
22	Pete Brennan	Wake Forest	Jan. 4, 1958, in Chapel Hill
22	Lennie Rosenbluth	William & Mary	Feb. 7, 1956, in Chapel Hill
21	Sean May	Duke	Feb. 5, 2004, in Chapel Hill
21	Sean May	Akron	Dec. 14, 2003, in Chapel Hill
21	Mitch Kupchak	Tulane	Feb. 14, 1976, at New Orleans, La.
21	Bobby Jones	Duke	Jan. 20, 1973, in Chapel Hill
21	Billy Cunningham	South Carolina	Feb. 19, 1965, at Charlotte, N.C.
21	Billy Cunningham	South Carolina	Feb. 15, 1963, at Charlotte, N.C.
21	Doug Moe	Virginia	Jan. 14, 1961, at Charlottesville, Va.
21*	Lee Shaffer	Clemson	Mar. 5, 1959, at Raleigh, N.C.
21	Lennie Rosenbluth	Virginia	Jan. 10, 1956, in Chapel Hill




**BOB LEWIS**



**KENDALL MARSHALL**



**BILLY CUNNINGHAM**



**ED COTA**



**Harrison Barnes scored 40 points in the 2011 ACC Tournament semifinal vs. Clemson.**



**Sean May had a career-high 24 rebounds in the win over Duke in 2005 in Chapel Hill.**

Key to symbols: \*ACC Tournament game ~NIT game  
^NCAA Tournament game

## TOP 25 TAR HEEL ASSIST GAMES

As.	Player	Opponent	Date and Site
18	Raymond Felton	George Mason	Dec. 7, 2003, in Chapel Hill
17	Ed Cota	UNLV	Dec. 4, 1999, at Charlotte, N.C.
17	Jeff Lebo	Chattanooga	Nov. 18, 1998, in Chapel Hill
16	Kendall Marshall	Maryland	Feb. 4, 2012, in College Park, Md.
16	Kendall Marshall	Long Beach State	Dec. 10, 2011, in Chapel Hill
16	Kendall Marshall	Florida State	Feb. 6, 2011, in Chapel Hill
15	Kendall Marshall	Tennessee State	Nov. 22, 2011, in Chapel Hill
15	Kendall Marshall	UNC Asheville	Nov. 13, 2011, in Asheville, N.C.
14	Kendall Marshall	South Carolina	Nov. 25, 2011, in Las Vegas, Nev.
14^	Kendall Marshall	Washington	Mar. 20, 2011, in Charlotte, N.C.
14~	Raymond Felton	Wyoming	Mar. 24, 2003, in Chapel Hill
14	Ed Cota	Florida State	Jan. 24, 1998, in Chapel Hill
14	Ed Cota	Appalachian State	Jan. 17, 1998, in Chapel Hill
14	Phil Ford	NC State	Feb. 23, 1977, in Chapel Hill
14	Phil Ford	Brigham Young	Dec. 20, 1976, in Chapel Hill
14	Phil Ford	Howard	Nov. 29, 1975, in Chapel Hill
13	Kendall Marshall	NC State	Feb. 22, 2012, in Raleigh, N.C.
13	Kendall Marshall	Clemson	Feb. 18, 2012, in Chapel Hill
13	Kendall Marshall	Appalachian State	Dec. 17, 2011, in Chapel Hill
13	Ed Cota	Duke	Mar. 4, 2000, at Durham, N.C.
13	Ed Cota	Wake Forest	Feb. 12, 2000, in Chapel Hill
13	Ed Cota	Hampton	Nov. 23, 1998, at Hampton, Va.
13	Ed Cota	Georgia Tech	Feb. 8, 1998, at Atlanta, Ga.
13	Ed Cota	NC State	Jan. 21, 1998, at Raleigh, N.C.
13	Shammond Williams	Richmond	Nov. 19, 1997, at Richmond, Va.
13	Jeff McInnis	Florida State	Jan. 25, 1995, in Chapel Hill
13	King Rice	Kentucky	Dec. 27, 1989, at Louisville, Ky.
13	Kenny Smith	Miami (Fla.)	Dec. 6, 1986, in Chapel Hill
13	Jeff Lebo	Manhattan	Dec. 27, 1985, at Miami, Fla.
13	Kenny Smith	UCLA	Nov. 24, 1985, in Chapel Hill
13	Steve Hale	Clemson	Feb. 23, 1985, in Chapel Hill
13	Kenny Smith	The Citadel	Feb. 1, 1985, at Charlotte, N.C.
13	Kenny Smith	SMU	Jan. 13, 1985, at Greensboro, N.C.
13	Kenny Smith	Oral Roberts	Dec. 8, 1984, in Chapel Hill
13	Steve Hale	Duke	Mar. 3, 1984, in Chapel Hill
13*	Larry Brown	South Carolina	Feb. 28, 1963, at Raleigh, N.C.

**FIELD GOAL PERCENTAGE  
(MIN. 85 FIELD GOALS MADE)**

Year	Player	FGM	FGA	Pct.
1951-52	Al Lifson	163	401	.406
1952-53	Jerry Vayda	111	266	.417
1953-54	Jerry Vayda	123	298	.413
1954-55	Tony Radovich	85	194	.438
1955-56	Lennie Rosenbluth	227	496	.456
1956-57	Lennie Rosenbluth	305	631	.483
1957-58	Pete Brennan	170	388	.438
1958-59	Lee Shaffer	128	273	.468
1959-60	Lee Shaffer	169	388	.436
1960-61	Jim Hudock	94	188	.500
1961-62	Donnie Walsh*	85	152	.559
1962-63	Billy Cunningham	186	380	.487
1963-64	Charlie Shaffer	117	221	.525
1964-65	Billy Cunningham	237	481	.491
1965-66	Larry Miller	219	400	.548
1966z-67	Rusty Clark*	181	328	.552
1967-68	Charles Szcott	234	470	.498
1968-69	Bill Bunting*	217	363	.598
1969-70	Dennis Wuycik	148	270	.548
1970-71	Dennis Wuycik*	182	300	.607
1971-72	Bobby Jones*	127	190	.668
1972-73	Mitch Kupchak	99	164	.604
1973-74	Bobby Jones*	189	326	.580
1974-75	Mitch Kupchak	239	397	.602
1975-76	Tommy LaGarde*	156	255	.612
1976-77	Tommy LaGarde	108	182	.593
1977-78	Mike O'Koren*	173	269	.643
1978-79	Al Wood*	210	367	.572
1979-80	Al Wood	216	378	.571
1980-81	Sam Perkins	199	318	.626
1981-82	Sam Perkins	174	301	.578
1982-83	Brad Daugherty	110	197	.558
1983-84	Brad Daugherty	128	210	.610
1984-85	Brad Daugherty	238	381	.625
1985-86	Brad Daugherty*#	284	438	.648
1986-87	J.R. Reid	198	339	.584
1987-88	J.R. Reid	222	366	.607
1988-89	J.R. Reid	164	267	.614
1989-90	Kevin Madden	120	211	.569
1990-91	Pete Chilcutt	175	325	.538
1991-92	Eric Montross	140	244	.574
1992-93	Eric Montross	222	361	.615
1993-94	Rasheed Wallace	139	230	.604
1994-95	Rasheed Wallace*	238	364	.654
1995-96	Antawn Jamison*	201	322	.624
1996-97	Antawn Jamison	270	496	.544
1997-98	Vince Carter*	224	379	.591
1998-99	Brendan Haywood	160	247	.648
1999-00	Brendan Haywood*#	191	274	.697
2000-01	Brendan Haywood	155	262	.592
2001-02	Jawad Williams	104	202	.515
2002-03	Rashad McCants	215	438	.491
2003-04	Rashad McCants	216	451	.479
2004-05	Sean May	228	402	.567
2005-06	Tyler Hansbrough	199	349	.570
2006-07	Brandon Wright*	228	353	.646
2007-08	Tyler Hansbrough	289	535	.540
2008-09	Ty Lawson	182	342	.532
2009-10	Ed Davis	111	192	.578
2010-11	Tyler Zeller*	210	384	.547
2011-12	Tyler Zeller	220	398	.553
2012-13	Brice Johnson	90	176	.511
2013-14	Brice Johnson	150	265	.566

**FREE THROW PERCENTAGE  
(MIN. 50 FREE THROWS MADE)**

Year	Player	FTM	FTA	Pct.
1951-52	Al Lifson	99	140	.707
1952-53	Al Lifson	100	142	.704
1953-54	Al Lifson	74	97	.763
1954-55	Tony Radovich	60	80	.750
1955-56	Tony Radovich	63	76	.829
1956-57	Lennie Rosenbluth	285	376	.758
1957-58	Harvey Salz	64	84	.761
1958-59	Lee Shaffer	74	96	.770
1959-60	York Larese*	131	151	.868
1960-61	York Larese	124	158	.785
1961-62	Larry Brown	101	127	.795
1962-63	Larry Brown	95	122	.779
1963-64	Ray Respass	52	66	.788
1964-65	Bob Lewis	123	175	.703
1965-66	Bob Lewis	222	274	.810
1966-67	Bob Lewis	167	211	.791
1967-68	Dick Grubar	64	90	.711
1968-69	Bill Bunting	143	173	.827



Brian Fleming

**Tyler Hansbrough led UNC in scoring and rebounding for four seasons in a row.**

1969-70	Charles Scott	169	215	.786
1970-71	Dennis Wuycik	169	197	.858
1971-72	Kim Huband	53	57	.930
1972-73	Ed Stahl	73	88	.830
1973-74	Darrell Elston	81	93	.871
1974-75	Phil Ford	126	161	.783
1975-76	Tommy LaGarde	106	131	.809
1976-77	Phil Ford*	157	184	.853
1977-78	Phil Ford	149	184	.810
1978-79	Mike O'Koren	144	188	.766
1979-80	Al Wood	118	154	.766
1980-81	Jimmy Black	93	118	.788
1981-82	Matt Doherty	71	92	.772
1982-83	Jim Braddock	67	81	.827
1983-84	Sam Perkins*	155	181	.856
1984-85	Steve Hale*	85	97	.876
1985-86	Steve Hale	85	103	.825
1986-87	Jeff Lebo*	79	93	.849
1987-88	Ranzino Smith	52	58	.897
1988-89	Jeff Lebo	89	103	.864
1989-90	Hubert Davis	59	74	.797
1990-91	Hubert Davis	81	97	.835
1991-92	Hubert Davis*	140	169	.828
1992-93	Donald Williams*	97	117	.829
1993-94	Donald Williams	77	100	.770
1994-95	Jerry Stackhouse	185	260	.712
1995-96	Jeff McInnis	88	110	.800
1996-97	Shammond Williams	88	108	.815
1997-98	Shammond Williams*	133	146	.911
1998-99	Jason Capel	76	89	.854
1999-00	Jason Capel	116	140	.829
2000-01	Joseph Forte	133	156	.853
2001-02	Jason Capel	112	136	.824
2002-03	Jawad Williams	97	129	.752
2003-04	Raymond Felton	85	105	.810
2004-05	Marvin Williams	138	163	.847
2005-06	Reyshawn Terry	108	135	.800
2006-07	Wayne Ellington	51	61	.836
2007-08	Danny Green	69	79	.873
2008-09	Danny Green	52	61	.852
2009-10	Will Graves	50	62	.806
2010-11	Tyler Zeller	161	211	.763
2011-12	P.J. Hairston	52	62	.839
2012-13	Marcus Paige	51	61	.836
2013-14	Marcus Paige	128	146	.877

**THREE-POINT FIELD GOAL PERCENTAGE  
(MIN. 25 FIELD GOALS MADE)**

Year	Player	Made	Att	Pct.
1982-83	Jim Braddock	43	93	.462
1986-87	Jeff Lebo	67	149	.450
1987-88	Jeff Lebo	78	168	.464
1988-89	Steve Bucknall	62	148	.419
1989-90	Rick Fox	70	160	.438
1990-91	Hubert Davis*	64	131	.489
1991-92	Hubert Davis	85	198	.429
1992-93	Donald Williams	83	199	.417
1993-94	Jeff McInnis	27	65	.415
1994-95	Dante Calabria*	66	133	.496
1995-96	Shammond Williams	46	116	.397
1996-97	Shammond Williams	95	227	.419
1997-98	Vince Carter	44	107	.411
1998-99	Ademola Okulaja	59	137	.431
1999-00	Jason Capel	46	121	.380
2000-01	Jason Capel	56	134	.418
2001-02	Adam Boone	34	79	.430

2002-03	Rashad McCants	72	174	.414
2003-04	Rashad McCants	78	191	.408
2004-05	Raymond Felton*	70	159	.440
2005-06	Wes Miller	64	145	.441
2006-07	Reyshawn Terry	45	103	.437
2007-08	Wayne Ellington	78	195	.400
2008-09	Ty Lawson	51	108	.472
2009-10	Will Graves	73	197	.371
2010-11	Leslie McDonald	51	134	.381
2011-12	Reggie Bullock	71	186	.382
2012-13	Reggie Bullock	88	202	.436
2013-14	Marcus Paige	86	221	.389

**SCORING AVERAGE**

Year	Player	PPG
1910-11	Marvin Ritch	9.5
1911-12	Junius Smith	12.0
1912-13	Meb Long	10.1
1913-14	Meb Long	12.7
1914-15	Meb Long	11.1
1915-16	Meb Long	14.7
1916-17	Mac McDuffie	11.1
1917-18	Peter Lynch	13.1
1918-19	Peter Lynch	11.8
1919-20	Billy Carmichael	10.8
1920-21	Cartwright Carmichael	15.1
1921-22	Cartwright Carmichael	12.6
1922-23	Cartwright Carmichael	14.9
1923-24	Jack Cobb	13.6
1924-25	Jack Cobb	9.5
1925-26	Jack Cobb	11.9
1926-27	Bill Vanstory	8.1
1927-28	Rufus Hackney	7.8
1928-29	Henry Satterfield	7.3
1929-30	Dave Neiman	6.7
1930-31	Sandy Dameron	7.3
1931-32	Wilmer Hines	8.9
1932-33	Wilmer Hines	10.1
1933-34	Virgil Weathers	7.8
1934-35	Mel Nelson	9.6
1935-36	Andy Bershak	6.8
1936-37	Pete Mullis	8.3
1937-38	Andy Bershak	7.5
1938-39	George Glamack	9.1
1939-40	George Glamack	17.6
1940-41	George Glamack	20.6
1941-42	Bob Rose	11.5
1942-43	Fritz Nagy	10.4
1943-44	Bernie Mock	9.1
1944-45	Jim Jordan	11.2
1945-46	John "Hook" Dillon	13.9
1946-47	Jim Hamilton	11.4
1947-48	Bob Paxton	12.2
1948-49	Coy Carson	15.3
1949-50	Nemo Nearman	13.2
1950-51	Jack Wallace	13.9
1951-52	Al Lifson	15.8
1952-53	Al Lifson	14.7
1953-54	Jerry Vayda	17.0
1954-55	Lennie Rosenbluth	25.5
1955-56	Lennie Rosenbluth*	26.7
1956-57	Lennie Rosenbluth	28.0
1957-58	Pete Brennan*	21.3
1958-59	York Larese	15.1
1959-60	Lee Shaffer*	18.2
1960-61	York Larese	23.1
1961-62	Larry Brown	16.5
1962-63	Billy Cunningham	22.7
1963-64	Billy Cunningham*	26.0
1964-65	Billy Cunningham*	25.4
1965-66	Bob Lewis*	27.4
1966-67	Larry Miller	21.9
1967-68	Larry Miller	22.9
1968-69	Charles Scott	22.3
1969-70	Charles Scott*	27.1
1970-71	Dennis Wuycik	18.4
1971-72	Robert McAdoo	19.5
1972-73	George Karl	17.0
1973-74	Bobby Jones	16.1
1974-75	Mitch Kupchak	18.5
1975-76	Phil Ford	18.6
1976-77	Phil Ford	18.7
1977-78	Phil Ford	20.8
1978-79	Al Wood	17.8
1979-80	Al Wood	19.0
1980-81	Al Wood	18.1
1981-82	James Worthy	15.6
1982-83	Michael Jordan	20.0


## YEARLY LEADERS

1983-84	Michael Jordan*	19.6
1984-85	Brad Daugherty	17.3
1985-86	Brad Daugherty	20.2
1986-87	Kenny Smith	16.9
1987-88	J.R. Reid	18.0
1988-89	J.R. Reid	15.9
1989-90	Rick Fox	16.2
1990-91	Rick Fox	16.9
1991-92	Hubert Davis	21.4
1992-93	Eric Montross	15.8
1993-94	Donald Williams	14.3
1994-95	Jerry Stackhouse	19.2
1995-96	Jeff McInnis	16.5
1996-97	Antawn Jamison	19.1
1997-98	Antawn Jamison*	22.2
1998-99	Ademola Okulaja	13.9
1999-00	Joseph Forte	16.7
2000-01	Joseph Forte	20.9
2001-02	Jason Capel	15.6
2002-03	Rashad McCants	17.0
2003-04	Rashad McCants*	20.0
2004-05	Sean May	17.5
2005-06	Tyler Hansbrough	18.9
2006-07	Tyler Hansbrough	18.4
2007-08	Tyler Hansbrough*	22.6
2008-09	Tyler Hansbrough	20.7
2009-10	Deon Thompson	13.7
2010-11	Tyler Zeller	15.7
	Harrison Barnes	15.7
2011-12	Harrison Barnes	17.1
2012-13	P.J. Hairston	14.6
2013-14	Marcus Paige	17.5

## REBOUNDING AVERAGE

Year	Player	RPG
1951-52	Howard Deasy	10.7
1952-53	Bud Maddie	11.6
1953-54	Paul Likins	10.9
1954-55	Lennie Rosenbluth	11.7
1955-56	Lennie Rosenbluth	11.5
1956-57	Pete Brennan	10.4
1957-58	Pete Brennan*	11.7
1958-59	Dick Kepley	7.3
1959-60	Doug Moe	11.3
1960-61	Doug Moe	14.0
1961-62	Jim Hudock	10.1
1962-63	Billy Cunningham*	16.1
1963-64	Billy Cunningham*	15.8
1964-65	Billy Cunningham*	14.3
1965-66	Larry Miller	10.3
1966-67	Rusty Clark	10.3
1967-68	Rusty Clark	11.0
1968-69	Rusty Clark	9.2
1969-70	Lee Dedmon	9.4
1970-71	Lee Dedmon	8.5
1971-72	Robert McAdoo	10.1
1972-73	Bobby Jones	10.5
1973-74	Bobby Jones	9.8
1974-75	Mitch Kupchak	10.8
1975-76	Mitch Kupchak*	11.3
1976-77	Tommy LaGarde	7.4
1977-78	Mike O'Koren	6.7
1978-79	Mike O'Koren	7.2
1979-80	Mike O'Koren	7.4
1980-81	James Worthy	8.4
1981-82	Sam Perkins	7.8
1982-83	Sam Perkins	9.4
1983-84	Sam Perkins	9.6
1984-85	Brad Daugherty*	9.7
1985-86	Brad Daugherty	9.0
1986-87	J.R. Reid	7.4
1987-88	J.R. Reid	8.9
1988-89	Scott Williams	7.3
1989-90	Scott Williams	7.3
1990-91	George Lynch	7.4
1991-92	George Lynch	8.8
1992-93	George Lynch	9.6
1993-94	Eric Montross	8.1
1994-95	Jerry Stackhouse	8.2
1995-96	Antawn Jamison	9.7
1996-97	Antawn Jamison	9.4
1997-98	Antawn Jamison*	10.5
1998-99	Ademola Okulaja	8.4
1999-00	Brendan Haywood	7.5
2000-01	Jason Capel	7.3
	Brendan Haywood	7.3
2001-02	Jason Capel	8.6
2002-03	Jawad Williams	5.6

Robert Crawford



**Ed Cota led the ACC in assists four years in a row, tallying over 1,000 in his career.**

2003-04	Sean May*	9.8
2004-05	Sean May	10.7
2005-06	Tyler Hansbrough	7.8
2006-07	Tyler Hansbrough	7.9
2007-08	Tyler Hansbrough*	10.2
2008-09	Tyler Hansbrough	8.1
2009-10	Ed Davis	9.2
2010-11	John Henson	10.1
2011-12	John Henson*	9.9
2012-13	James Michael McAdoo	7.3
2013-14	James Michael McAdoo	6.8

## ASSISTS

Year	Player	Assists
1968-69	Charles Scott	108
1969-70	Eddie Fogler	92
1970-71	Steve Previs	90
1971-72	Steve Previs	151
1972-73	George Karl	192
1973-74	Darrell Elston	158
1974-75	Phil Ford	161
1975-76	Phil Ford*	203
1976-77	Phil Ford*	217
1977-78	Phil Ford*	172
1978-79	Mike O'Koren	99
1979-80	Mike O'Koren	104
1980-81	Jimmy Black	188
1981-82	Jimmy Black*	213
1982-83	Matt Doherty	150
1983-84	Matt Doherty	124
1984-85	Kenny Smith	235
1985-86	Kenny Smith	210
1986-87	Kenny Smith	209
1987-88	Jeff Lebo	159
1988-89	Steve Bucknall	196
1989-90	King Rice	217
1990-91	King Rice	207
1991-92	Derrick Phelps	207
1992-93	Derrick Phelps	196
1993-94	Derrick Phelps	176
1994-95	Jeff McInnis	180
1995-96	Jeff McInnis	170
1996-97	Ed Cota*	234
1997-98	Ed Cota*	274
1998-99	Ed Cota*	238
1999-00	Ed Cota*	284
2000-01	Ronald Curry	119
2001-02	Adam Boone	89
2002-03	Raymond Felton	236
2003-04	Raymond Felton*	213
2004-05	Raymond Felton*	248
2005-06	Bobby Frasier	136
2006-07	Ty Lawson	213
2007-08	Ty Lawson	165
2008-09	Ty Lawson*	230
2009-10	Larry Drew II	222
2010-11	Kendall Marshall*	230
2011-12	Kendall Marshall*#	351
2012-13	Marcus Paige	161
2013-14	Marcus Paige	143

## BLOCKED SHOTS

Year	Player	Blocks
1975-76	Mitch Kupchak	32
1976-77	Tommy LaGarde	31
1977-78	Jeff Wolf	23
1978-79	Pete Budko	27

1979-80	Jeff Wolf	28
1980-81	Sam Perkins	67
1981-82	Sam Perkins	53
1982-83	Sam Perkins	65
1983-84	Sam Perkins	60
1984-85	Warren Martin	81
1985-86	Warren Martin	81
1986-87	Dave Popson	27
	J.R. Reid	27
	Scott Williams	27
1987-88	Scott Williams	43
1988-89	Scott Williams	50
1989-90	Scott Williams	41
1990-91	Pete Chilcutt	35
1991-92	Kevin Salvadori	63
1992-93	Eric Montross	47
1993-94	Rasheed Wallace	63
1994-95	Rasheed Wallace	93
1995-96	Serge Zwikker	49
1996-97	Serge Zwikker	61
1997-98	Makhtar Ndiaye	54
1998-99	Brendan Haywood	60
1999-00	Brendan Haywood	91
2000-01	Brendan Haywood*	120
2001-02	Kris Lang	33
2002-03	Jawad Williams	37
2003-04	Sean May	37
2004-05	Sean May	38
2005-06	Danny Green	32
2006-07	Brandan Wright	65
2007-08	Deon Thompson	51
2008-09	Ed Davis	65
2009-10	Ed Davis	64
2010-11	John Henson*	118
2011-12	John Henson*	101
2012-13	Desmond Hubert	30
2013-14	Brice Johnson	43

## STEALS

Year	Player	Steals
1975-76	Walter Davis	71
1976-77	Walter Davis	78
1977-78	Dudley Bradley	61
1978-79	Dudley Bradley*	97
1979-80	Mike O'Koren	43
1980-81	Jimmy Black	64
1981-82	Jimmy Black	58
1982-83	Michael Jordan	78
1983-84	Michael Jordan	50
1984-85	Kenny Smith	64
1985-86	Steve Hale	55
1986-87	Kenny Smith	51
1987-88	Scott Williams	45
1988-89	Rick Fox	47
1989-90	Rick Fox	54
	King Rice	54
1990-91	Rick Fox	70
1991-92	Derrick Phelps	78
1992-93	George Lynch	89
1993-94	Derrick Phelps	60
1994-95	Jerry Stackhouse	50
1995-96	Jeff McInnis	38
1996-97	Ed Cota	57
1997-98	Ed Cota	58
1998-99	Ademola Okulaja	46
1999-00	Joseph Forte	54
2000-01	Joseph Forte	67
2001-02	Jason Capel	29
2002-03	Raymond Felton	56
2003-04	Raymond Felton	63
2004-05	Raymond Felton	72
2005-06	Tyler Hansbrough	38
2006-07	Ty Lawson	58
2007-08	Tyler Hansbrough	59
2008-09	Ty Lawson*	75
2009-10	Marcus Ginyard	44
2010-11	Dexter Strickland	46
2011-12	Kendall Marshall	43
2012-13	James Michael McAdoo	54
2013-14	J.P. Tokoto	55

\*Denotes ACC leader

#Denotes NCAA leader

## ANNUAL CAROLINA TEAM STATISTICS

Year	GP	Field Goals		3Pt. Field Goals		Free Throws		Rebounds		A	TO	BLK	STL	PF-D	Points-Avg.	
		Made-Att.	Pct.	Made-Att.	Pct.	Made-Att.	Pct.	Off-Def	Tot-Avg.							
1946-47															1433-53.1	
1947-48															1452-53.8	
1948-49															1486-59.4	
1949-50	25	614				416								526	1652-57.0	
1950-51	27	682-2025	.336			402-709	.668								1767-65.1	
1951-52	27														1741-64.5	
1952-53	27	659				423									2014-74.6	
1953-54	21	499-1322	.377			441-701	.629	859-40.9						478	1439-68.5	
1954-55	21	549-1386	.396			494-722	.684	794-37.8						396-21	1592-75.8	
1955-56	23	623-1515	.411			593-862	.688	1106-48.1						417	1839-80.0	
1956-57	32	860-1996	.431			817-1165	.701	1495-46.7						586	2537-79.3	
1957-58	26	642-1621	.396			583-840	.694	1157-44.5						493	1867-71.8	
1958-59	25	648-1509	.429			501-742	.691	1132-45.3						444	1797-71.9	
1959-60	24	606-1467	.413			542-715	.758	1101-45.9						563	1754-73.1	
1960-61	23	664-1497	.444			437-651	.671	1148-49.9						429	1765-76.7	
1961-62	17	450-959	.469			330-495	.667	708-41.6						374	1230-72.4	
1962-63	21	628-1368	.459			352-520	.676	918-43.7						390	1608-76.6	
1963-64	24	731-1625	.450			399-607	.657	1171-48.8						477	1861-77.6	
1964-65	24	757-1600	.473			400-605	.661	1092-45.5						438	1914-79.8	
1965-66	27	838-1620	.517			508-693	.733	1007-37.3						453	2184-80.9	
1966-67	32	1016-2154	.472			598-894	.669	1505-47.0						598	2630-82.2	
1967-68	32	1028-2261	.455			624-916	.681	1511-47.2						570	2680-83.8	
1968-69	32	1094-2228	.491			656-912	.717	1468-45.9	485					584	2844-88.9	
1969-70	27	931-1936	.481			537-747	.719	1236-45.8	403					530	2399-88.9	
1970-71	32	1010-1935	.522			686-923	.743	1382-43.2	586					654	2706-84.6	
1971-72	31	1031-1954	.528			700-942	.743	1378-44.5	683					641	2762-89.1	
1972-73	33	1150-2181	.527			496-703	.706	1405-42.6	855					675	2796-84.7	
1973-74	28	1015-1952	.520			407-577	.705	1144-40.9	677					574	2437-87.0	
1974-75	31	1037-1933	.536			549-556	.701	1090-35.2	391					699	2417-78.0	
1975-76	29	966-1838	.526			537-715	.751	1086-37.4	598		74	279		567	2469-85.1	
1976-77	33	1054-1961	.537			651-873	.746	1124-34.1	656		93	356	684		2759-83.6	
1977-78	31	1008-1895	.532			497-756	.657	1111-35.8	595		93	294	633-18		2513-81.1	
1978-79	29	861-1614	.533			496-688	.721	936-32.3	428		112	278	533-8		2218-76.5	
1979-80	29	838-1603	.523			448-669	.670	994-32.6	462		110	225	559-18		2124-73.2	
1980-81	37	1028-1969	.522			604-826	.731	1264-34.2	545		146	272	636-17		2660-71.9	
1981-82	34	895-1668	.537			477-689	.692	999-29.4	583	438	110	239	471-6		2269-66.7	
1982-83	36	1072-2082	.515	132-302	.437	629-849	.741	1268-35.2	597	509	173	248	673-19		2905-80.7	
1983-84	31	966-1779	.543			551-704	.783	1073-34.6	605	476	157	221	499-10		2483-80.1	
1984-85	36	1039-1925	.540			569-748	.761	1215-33.8	702	556	159	220	604-24		2647-73.5	
1985-86	34	1197-2140	.559			551-747	.738	1272-37.4	800	522	152	271	642-20		2945-86.6	
1986-87	36	1238-2304	.537	213-488	.436	596-826	.722	1329-36.9	782	567	103	319	662-15		3285-91.3	
1987-88	34	1013-1892	.535	169-393	.430	596-820	.727	1175-34.6	618	581	105	252	574-15		2791-82.1	
1988-89	37	1228-2328	.527	186-478	.389	689-950	.725	1418-38.3	788	634	122	285	645-17		3331-90.0	
1989-90	34	1044-2098	.498	206-565	.365	525-765	.686	1281-37.7	594	584	114	309	607-21		2808-82.6	
1990-91	35	1134-2257	.502	192-483	.398	607-866	.701	1455-41.6	699	566	148	315	574-6		3067-87.6	
1991-92	33	1039-2080	.500	232-599	.387	534-746	.716	1264-38.3	616	538	142	283	598-15		2756-83.5	
1992-93	38	1219-2407	.506	168-452	.372	666-943	.706	1561-41.1	698	581	145	357	602-10		3272-86.1	
1993-94	35	1091-2188	.499	144-437	.330	670-1008	.665	1531-43.7	649	532	219	285	579-11		2996-85.6	
1994-95	34	1044-2055	.508	266-648	.410	517-763	.678	1290-37.9	576	437	177	211	476-5		2871-84.4	
1995-96	32	919-1869	.492	235-593	.396	411-613	.670	420-823	1243-38.8	559	429	110	172	471-6		2484-77.6
1996-97	35	1018-2124	.479	188-506	.372	485-713	.680	530-925	1455-41.6	632	495	142	261	547-10		2709-77.4
1997-98	38	1131-2184	.518	185-511	.362	666-937	.711	490-1022	1512-39.8	699	493	188	259	533-13		3113-81.9
1998-99	34	868-1841	.471	175-460	.380	517-720	.718	435-923	1358-39.9	541	530	134	192	505-8		2428-71.4
1999-00	36	1014-2066	.491	169-492	.343	518-740	.700	438-956	1394-38.7	609	536	178	210	580-11		2715-75.4
2000-01	33	945-1972	.479	189-519	.364	532-794	.670	411-952	1363-41.3	576	518	184	244	576-8		2611-79.1
2001-02	28	707-1612	.439	212-606	.350	396-534	.690	305-666	971-34.7	477	461	99	167	508-14		2022-72.2
2002-03	35	900-2062	.436	290-822	.353	434-655	.663	400-796	1196-34.2	555	522	163	293	601-8		2524-72.1
2003-04	30	877-1913	.458	195-555	.351	515-749	.688	460-731	1191-39.7	540	462	120	285	554-11		2464-82.1
2004-05	37	1128-2260	.499	277-687	.403	724-998	.725	502-997	1499-40.5	706	594	142	362	662-9		3257-88.0
2005-06	31	863-1809	.477	215-573	.375	519-733	.708	432-805	1237-39.9	552	512	127	242	531-6		2460-79.4
2006-07	38	1187-2379	.499	215-600	.358	669-940	.712	522-1029	1551-40.8	696	524	173	309	647-7		3258-85.7
2007-08	39	1250-2564	.488	216-580	.372	738-975	.757	605-1090	1695-43.5	656	560	174	318	658-9		3454-88.6
2008-09	38	1205-2509	.480	264-682	.387	739-983	.752	556-1041	1597-42.0	685	472	196	325	609-6		3413-89.8
2009-10	37	1012-2294	.441	176-535	.329	558-854	.653	558-995	1553-42.0	576	562	209	250	564-4		2758-74.5
2010-11	37	1044-2318	.450	190-580	.328	590-878	.672	525-1053	1578-42.6	573	493	204	232	597-5		2868-77.5
2011-12	38	1134-2473	.459	194-579	.335	629-922	.682	589-1122	1711-45.0	659	454	221	259	551-3		3091-81.3
2012-13	36	1023-2321	.441	272-723	.376	442-655	.675	488-899	1387-38.5	616	442	117	303	538-5		2762-76.7
2013-14	34	953-2057	.463	146-434	.336	552-882	.626	483-867	1350-39.7	523	406	161	249	690-21		2604-76.6

## ANNUAL OPPONENT TEAM STATISTICS

Year	Field Goals			3Pt. Field Goals		Free Throws		Rebounds		A	TO	BLK	STL	PF-D	Points-Avg.
	GP	Made-Att.	Pct.	Made-Att.	Pct.	Made-Att.	Pct.	Off-Def	Tot-Avg.						
1953-54	21	422-1320	.320			491-725	.677		797-37.9					452	1335-63.6
1954-55	21	563-1542	.365			471-625	.754		993-47.3					422-20	1599-76.1
1955-56	23	569-1636	.348			495-747	.663		991-43.1					487	1633-71.0
1956-57	32	720-2043	.352			658-956	.688		1151-35.9					761	2098-65.5
1957-58	26	605-1563	.387			475-602	.789		106140.8					565	1688-64.9
1958-59	25	627-1606	.390			375-598	.627		1113-44.5					500	1629-65.2
1959-60	24	531-1415	.375			432-634	.681		1019-42.5					471	1494-62.3
1960-61	23	549-1381	.398			414-605	.684		922-40.1					450	1512-65.7
1961-62	17	472-1042	.453			291-475	.613		720-42.4					381	1235-72.6
1962-63	21	576-1316	.438			335-483	.694		878-41.8					404	1487-70.8
1963-64	24	723-1657	.436			413-602	.686		1054-44.0					477	1859-77.5
1964-65	24	752-1681	.447			359-531	.676		1057-44.0					463	1863-77.6
1965-66	27	818-1709	.479			369-551	.669		1035-39.0					533	2005-75.3
1966-67	32	873-1854	.471			531-772	.688		1392-43.5					701	2277-71.2
1967-68	32	912-2052	.444			492-708	.695		1370-42.8					684	2316-72.4
1968-69	32	937-2076	.451			547-781	.700		1295-40.5	319				672	2421-75.7
1969-70	27	798-1810	.441			532-742	.717		1201-44.5	255				567	2128-78.8
1970-71	16	437-1020	.428			248-378	.656		611-38.2					322	1122-70.1
1971-72	31	808-1918	.421			597-853	.700		1153-37.2	368				695	2213-71.4
1972-73	33	967-2161	.447			469-679	.691		1237-37.5	419				725	2403-72.8
1973-74	28	870-1895	.459			368-521	.706		1049-37.5	354				594	2108-75.3
1974-75	31	1014-2154	.471			389-556	.700		1090-35.2	391				699	2417-78.0
1975-76	29	886-1886	.470			382-541	.706		1010-34.8	403		170		699	2154-74.3
1976-77	33	978-2050	.477			440-626	.703		1078-32.7	417		218		762	2396-72.6
1977-78	31	875-1769	.495			442-618	.715		935-30.2	453		216		710-40	2192-70.7
1978-79	29	761-1620	.470			376-508	.740		847-29.2	336		171		619-27	1898-65.4
1979-80	29	798-1610	.496			375-542	.692		861-29.7	401		182		584-29	1971-68.0
1980-81	37	975-2128	.458			394-579	.680		1065-28.8	467	302	302		752-30	2344-63.4
1981-82	34	811-1742	.466			263-407	.646		873-25.7	418	493	188		641-22	1885-55.4
1982-83	36	945-2130	.444	103-260	.396	476-701	.679		1151-32.0	489	569	233		779-33	2469-68.6
1983-84	31	851-1892	.450			308-476	.647		940-30.3	455	524	203		631-28	2010-64.8
1984-85	36	989-2197	.450			398-600	.663		1085-30.1	534	453	285		607-23	2376-66.0
1985-86	34	942-2163	.436			462-672	.688		1108-32.6	523	561	255		697-25	2346-69.0
1986-87	36	1043-2210	.472	130-342	.380	479-689	.695		1125-31.3	589	660	236		742-31	2695-74.9
1987-88	34	939-2063	.455	195-519	.376	417-605	.689		1043-30.7	490	536	260		687-21	2490-73.2
1988-89	37	1147-2530	.453	216-637	.339	439-648	.677		1338-36.2	603	654	343		808-21	2949-79.7
1989-90	34	996-2168	.459	206-565	.365	452-652	.693		1281-35.1	555	581	293		697-18	2650-77.9
1990-91	35	974-2329	.418	197-622	.317	362-568	.637		1225-35.0	519	635	270		708-21	2507-71.6
1991-92	33	909-2093	.434	232-599	.387	444-630	.705		1119-33.9	526	566	118	252	614-19	2494-75.6
1992-93	38	978-2370	.431	235-716	.328	405-603	.672		1222-32.2	536	581	138	273	750-20	2596-68.3
1993-94	35	923-2336	.395	273-802	.340	414-636	.651		1234-35.3	498	549	134	261	791-34	2533-72.4
1994-95	34	960-2326	.413	299-879	.340	297-423	.702		1230-36.2	503	434	95	226	652-22	2516-74.0
1995-96	32	826-2004	.412	308-857	.359	313-469	.667	401-642	1043-32.6	462	369	80	224	603-9	2273-71.0
1996-97	35	867-2154	.403	275-849	.324	325-523	.621	447-680	1127-32.2	453	479	98	256	644-19	2334-66.7
1997-98	38	923-2403	.384	282-879	.321	366-542	.675	525-703	1228-32.3	472	503	81	230	758-26	2494-65.6
1998-99	34	822-2091	.393	246-752	.327	316-480	.658	426-628	1054-31.0	434	378	121	267	615-13	2206-64.9
1999-00	36	953-2338	.408	229-744	.308	393-569	.691	510-735	1245-34.6	516	419	117	298	662-12	2528-70.2
2000-01	33	859-2196	.391	243-749	.324	380-578	.657	469-758	1227-37.2	461	447	108	298	669-16	2341-70.9
2001-02	28	803-1776	.452	216-596	.362	386-546	.707	362-685	1047-37.4	394	357	99	259	534-13	2208-78.9
2002-03	35	920-2103	.437	225-651	.346	427-618	.691	472-877	1349-38.5	489	581	153	288	637-15	2492-71.2
2003-04	30	799-1798	.444	229-650	.352	416-597	.697	364-697	1061-35.4	452	541	125	247	625-22	2243-74.8
2004-05	37	913-2274	.401	284-834	.341	490-689	.711	452-770	1222-33.0	500	658	173	328	808-30	2600-70.3
2005-06	31	779-1894	.411	200-605	.331	370-522	.708	377-609	986-31.8	406	465	114	282	639-10	2128-68.6
2006-07	38	962-2311	.416	254-751	.338	430-646	.666	425-802	1227-32.3	509	613	152	284	792-29	2608-68.6
2007-08	39	1061-2490	.426	278-852	.326	428-641	.668	446-820	1266-32.5	534	628	195	309	807-25	2828-72.5
2008-09	38	1013-2468	.410	274-814	.337	435-627	.694	494-863	1357-35.7	518	605	167	266	785-28	2735-72.0
2009-10	37	984-2389	.412	284-829	.343	409-585	.699	484-870	1354-36.6	536	508	168	318	713-21	2661-71.9
2010-11	37	948-2339	.405	267-806	.331	382-580	.659	454-889	1343-36.3	474	528	114	278	744-23	2545-68.8
2011-12	38	957-2431	.394	275-862	.319	360-529	.681	425-888	1313-34.6	445	507	129	238	784-30	2549-67.1
2012-13	36	918-2170	.423	248-717	.346	408-581	.702	417-911	1328-36.9	439	558	134	244	599-12	2492-69.2
2013-14	34	810-1949	.416	211-665	.317	541-807	.670	395-784	1179-34.7	374	462	136	202	717-20	2372-69.8



Jeffrey Camaratti

**Roy Williams, Ty Lawson and Michael Jordan after Lawson won the Cousy Award and Jordan was announced as a member of the Naismith Hall of Fame Class of 2009.**

**NAISMITH MEMORIAL  
BASKETBALL HALL OF FAME**

- Bernard Carnevale:** Coach, 1970
- Frank McGuire:** Coach, 1977
- Dean Smith:** Coach, 1983
- Billy Cunningham:** Player, 1986
- Bob McAdoo:** Player, 2000
- Larry Brown:** Coach, 2002
- James Worthy:** Player, 2003
- Roy Williams:** Coach, 2007
- Michael Jordan:** Player, 2009

**NABC COLLEGIATE  
BASKETBALL HALL OF FAME**

- Bernard Carnevale:** Coach, 1970
- Frank McGuire:** Coach, 1977
- Dean Smith:** Coach, 1983
- Billy Cunningham:** Player, 1986
- Bob McAdoo:** Player, 2000
- Larry Brown:** Coach, 2002
- James Worthy:** Player, 2003
- Roy Williams:** Coach, 2007
- Phil Ford:** Player, 2012

**CONSENSUS FIRST-TEAM ALL-AMERICAS**

- Cartwright Carmichael:** 1923, 1924
- Jack Cobb:** 1924, 1925, 1926
- George Glamack:** 1940, 1941
- Lennie Rosenbluth:** 1957
- Larry Miller:** 1968
- Robert McAdoo:** 1972
- Phil Ford:** 1977, 1978
- James Worthy:** 1982
- Michael Jordan:** 1983, 1984
- Sam Perkins:** 1983, 1984
- Kenny Smith:** 1987
- J.R. Reid:** 1988
- Jerry Stackhouse:** 1995
- Antawn Jamison:** 1998
- Joseph Forte:** 2001
- Tyler Hansbrough:** 2007, 2008, 2009

• 16 Tar Heels have earned consensus All-America honors on 25 occasions. UNC is second in NCAA history with 25 selections (Kansas has 28) and is tied for third with Purdue with 16 players (Kansas has 21 players and Kentucky 19).

**ALL-AMERICAS**

(First-team selections unless noted)

- Cartwright Carmichael:** 1923, 1924
- Jack Cobb:** 1924, 1925, 1926
- George Glamack:** 1940, 1941
- Jim Jordan:** Helms Foundation, 1945 (2nd), 1946
- John "Hook" Dillon:** The Sporting News, 1946; Maxwell, 1946; Converse, 1946 (2nd); Helms Founda-

tion, 1946 (3rd)  
**Lennie Rosenbluth:** Associated Press, 1956 (2nd), 1957; United Press International, 1956 (2nd), 1957; Helms Foundation, 1956, 1957; NEA, 1956 (3rd), 1957; Colliers, 1956 (3rd), 1957; Converse, 1956 (2nd), 1957; USBWA, 1957

**Tommy Kearns:** Converse, 1957 (2nd); Associated Press, 1958 (3rd)

**Pete Brennan:** Associated Press, 1958; The Sporting News, 1958; USBWA, 1958; Converse, 1958; United Press International, 1958 (2nd), Helms Foundation, 1958 (2nd)

**Lee Shaffer:** American Weekly, 1959 (3rd); USBWA, 1960

**York Larese:** Associated Press, 1959 (3rd); Coaches, 1960 (3rd), 1961 (2nd); The Sporting News, 1961 (2nd); NEA, 1961 (2nd); United Press International, 1961 (3rd); Converse, 1961 (2nd)

**Doug Moe:** The Sporting News, 1959 (2nd); USBWA, 1961, The Sporting News, 1961 (2nd)

**Billy Cunningham:** USBWA, 1964, 1965; Helms Foundation, 1965; The Sporting News, 1965 (2nd)

**Bob Lewis:** Helms Foundation, 1966, 1967; Associated Press, 1966 (2nd)

**Larry Miller:** USBWA, 1967, 1968; Helms Foundation, 1967, 1968; Converse, 1967, 1968; Associated Press, 1968; United Press International, 1968; Coaches, 1968

**Charles Scott:** USBWA, 1969, 1970; Coaches, 1969, 1970; Helms Foundation, 1969, 1970; Converse, 1969, 1970; Basketball Weekly, 1969, 1970; NBA Coaches, 1970; Associated Press, 1970 (2nd); United Press International, 1970 (2nd); NEA, 1970

**Bill Chamberlain:** NBA Coaches, 1972 (2nd)

**Robert McAdoo:** NBA Coaches, 1972; Helms Foundation, 1972; NEA, 1972; The Sporting News, 1972; Associated Press, 1972 (2nd)

**Dennis Wuycik:** Helms Foundation, 1972; Basketball Weekly, 1972

**Bobby Jones:** USBWA, 1974; Coaches, 1974 (2nd); Associated Press, 1974 (2nd); United Press International, 1974 (2nd)

**Mitch Kupchak:** Citizen Savings Helms Foundation 1975, 1976; USBWA, 1976; Coaches, 1976; Converse, 1976; Associated Press, 1976 (2nd); United Press International, 1976 (2nd); Basketball Weekly, 1976 (3rd)

**Phil Ford:** Basketball Weekly, 1976, 1977, 1978; Coaches, 1976, 1977, 1978; Associated Press, 1976 (2nd), 1977, 1978; United Press International, 1976 (2nd), 1977 (2nd), 1978; Citizen Savings (Helms

**11 NATIONAL PLAYERS OF THE YEAR**

**CONSENSUS NATIONAL PLAYERS OF THE YEAR**

- Phil Ford:** 1978 (co-consensus with Butch Lee, Marquette)
- Michael Jordan:** 1984
- Antawn Jamison:** 1998
- Tyler Hansbrough:** 2008

**BY PLAYER**

- Jack Cobb:** 1926 (Helms Foundation)
- George Glamack:** 1940 (Helms Foundation), 1941 (Helms Foundation)
- Lennie Rosenbluth:** 1957 (Helms Foundation)
- Phil Ford:** 1978 (USBWA, NABC, Sporting News, John Wooden Award)
- James Worthy:** 1982 (Helms Foundation)
- Michael Jordan:** 1983 (Sporting News), 1984 (Sporting News, Associated Press, United Press International, USBWA, NABC, Basketball Weekly, John Wooden Award, Naismith Award, Rupp Trophy)
- Kenny Smith:** 1987 (Basketball Times)
- Jerry Stackhouse:** 1995 (Sports Illustrated)
- Antawn Jamison:** 1998 (Associated Press, John Wooden Award, Naismith Award, NABC, USBWA, Sporting News, CBS/Chevrolet, Basketball America, Basketball Times, Basketball News, Rupp Trophy)
- Sean May:** 2005 (Sports Illustrated)
- Tyler Hansbrough:** 2008 (Associated Press, USBWA, NABC, John Wooden Award, Naismith Award, Sports Illustrated, Sporting News, ESPN.com, Rupp Trophy, CBS/Chevrolet, Basketball Times)

**BY AWARD**

- Associated Press:** Jordan (1984), Jamison (1998), Hansbrough (2008)
- Wooden:** Ford (1978), Jordan (1984), Jamison (1998), Hansbrough (2008)
- Naismith:** Jordan (1984), Jamison (1998), Hansbrough (2008)
- Sporting News:** Ford (1978), Jordan (1983, 1984), Jamison (1998), Hansbrough (2008)
- NABC:** Ford (1978), Jordan (1984), Jamison (1998), Hansbrough (2008)
- USBWA:** Ford (1978), Jordan (1984), Jamison (1998), Hansbrough (2008)
- Helms Foundation:** Cobb (1926), Glamack (1940, 1941), Rosenbluth (1957), Worthy (1982)
- Rupp Trophy:** Jordan (1984), Jamison (1998), Hansbrough (2008)
- Sports Illustrated:** Stackhouse (1995), May (2005), Hansbrough (2008)
- Basketball Times:** Smith (1987), Jamison (1998), Hansbrough (2008)
- ESPN.com:** Hansbrough (2008)
- CBS/Chevrolet:** Jamison (1998), Hansbrough (2008)
- UPI:** Jordan (1984)
- Basketball Weekly:** Jordan (1984)
- Basketball America:** Jamison (1998)
- Basketball News:** Jamison (1998)

Foundation), 1976, 1977, 1978; Sporting News, 1976, 1977 (2nd), 1978; USBWA, 1977, 1978

**Tommy LaGarde:** The Sporting News, 1977 (2nd)

**Mike O'Koren:** Citizen Savings Helms Foundation 1978, 1979, 1980; Converse, 1978, 1979, 1980; Basketball Weekly, 1978 (2nd), 1979, 1980 (2nd); USBWA, 1979, 1980; The Sporting News, 1979, 1980; Coaches, 1979 (2nd), 1980 (2nd); United Press International, 1979 (2nd), 1980 (3rd)

**Al Wood:** Converse, 1980, 1981; USBWA, 1981; Citizen Savings Helms Foundation 1981; Associated Press, 1981 (2nd); NABC, 1981 (2nd)

**James Worthy:** USBWA, 1981, 1982; United Press International, 1982; NABC, 1982; The Sporting News, 1982; Basketball Weekly, 1982; Naismith, 1982; NBA Coaches, 1982; Converse, 1982; First Interstate Bank Helms Foundation 1982; Associated Press, 1982 (2nd)

**Sam Perkins:** USBWA, 1982, 1983, 1984; Converse, 1982, 1983, 1984; First Interstate Bank Helms Foundation 1982, 1983, 1984; United Press International, 1982 (2nd), 1983, 1984; Naismith, 1982 (2nd), 1983, 1984; The Sporting News, 1982 (2nd), 1983 (2nd), 1984; Basketball Weekly, 1982 (2nd), 1983 (2nd), 1984; NABC, 1982 (2nd), 1983 (2nd), 1984 (2nd); ESPN, 1983, 1984; ABAUSA, 1983, 1984; Associated Press, 1983 (3rd), 1984; Basketball Times, 1983 (3rd), 1984; NBA Coaches, 1984

**Michael Jordan:** Associated Press, 1983, 1984; United Press International, 1983, 1984; The Sporting News, 1983, 1984; USBWA, 1983, 1984; NABC, 1983, 1984; Naismith, 1983, 1984; NBA Coaches, 1983, 1984; Basketball Weekly, 1983, 1984; ESPN, 1983, 1984; ABAUSA, 1983, 1984; Basketball

Times, 1983, 1984; First Interstate Bank Helms Foundation 1983, 1984; Converse, 1983, 1984

**Brad Daugherty:** USBWA, 1986; Basketball Weekly, 1986; Associated Press, 1986 (2nd); United Press International, 1986 (2nd); NABC, 1986 (2nd); The Sporting News, 1986 (2nd)

**Kenny Smith:** Associated Press, 1987; United Press International, 1987; USBWA, 1987; NABC, 1987; Basketball Times, 1987; Basketball Weekly, 1987; The Sporting News, 1987; Naismith Board, 1987; First Interstate Bank Helms Foundation 1987; Converse, 1987

**J.R. Reid:** Associated Press, 1988; Basketball Weekly, 1988; USBWA, 1988; United Press International, 1988 (2nd); The Sporting News, 1988 (2nd); Basketball Times, 1988, 1989 (3rd); NABC, 1988, 1989 (3rd)



**Phil Ford (center) won the Wooden Award and was the consensus National Player of the Year as a senior in 1978.**

**Rick Fox:** Sporting News, 1991 (3rd)

**Eric Montross:** Naismith, 1994; Classic Games John R. Wooden All-America Team, 1993, 1994; Associated Press, 1993 (2nd), 1994 (2nd); NABC, 1993 (2nd), 1994; The Sporting News, 1993 (2nd), 1994 (2nd); Basketball Weekly, 1993 (2nd), 1994; United Press International, 1993 (3rd); Basketball Times, 1993 (3rd), 1994

**Jerry Stackhouse:** Associated Press, 1995; United Press International, 1995; USBWA, 1995; NABC, 1995; John Wooden Team, 1995; The Sporting News, 1995 (2nd); Basketball Times, 1995 (2nd)

**Rasheed Wallace:** The Sporting News, 1995; Basketball Times, 1995; John Wooden Team, 1995; Associated Press, 1995 (2nd); United Press International, 1995 (2nd); USBWA, 1995 (2nd); NABC, 1995 (2nd)

**Antawn Jamison:** John Wooden Team, 1997, 1998; Associated Press, 1997 (2nd), 1998; NABC, 1997 (2nd), 1998; The Sporting News, 1997 (2nd), 1998; Basketball Weekly, 1997 (2nd), 1998; Basketball Times, 1997 (3rd), 1998; USBWA, 1998; Basketball America, 1998; Basketball News, 1998

**Vince Carter:** John Wooden Team, 1998; Associated Press, 1998 (2nd); The Sporting News, 1998 (2nd); Basketball Times, 1998 (2nd); Basketball Weekly, 1998 (3rd); Basketball News, 1998 (2nd); USBWA, 1998 (2nd)

**Shammond Williams:** Basketball News, 1998 (3rd)

**Brendan Haywood:** The Sporting News, 2001 (2nd); NABC (3rd)

**Joseph Forte:** Associated Press, 2001; NABC, 2001; USBWA, 2001; The Sporting News, 2001; Basketball Times, 2001; CBS Sportsline, 2001; ESPN, 2001, John Wooden Team, 2001

**Sean May:** ESPN, 2004 (3rd); John Wooden Team, 2005; ESPN, 2005; Rupp, 2005; Associated Press, 2005 (2nd); Sports Illustrated, 2005 (2nd); USBWA, 2005 (2nd); The Sporting News (2nd); Basketball Times (2nd)

**Rashad McCants:** Associated Press, 2004 (3rd); Basketball Times, 2004 (2nd); CBS, 2004 (2nd); Sports Illustrated, 2004 (2nd); NABC, 2005 (3rd)

**Raymond Felton:** Associated Press, 2005 (3rd)

2012 (2nd); USBWA, 2012 (2nd); The Sporting News, 2012 (2nd); Basketball Times, 2012 (2nd); CBSSports.com, 2012 (3rd)

**Harrison Barnes:** Sporting News, 2011 (3rd); NABC, 2012 (2nd)

**Kendall Marshall:** CBSSports.com, 2012 (1st); Associated Press, 2012 (3rd)

**Marcus Paige:** Sporting News, 2014 (2nd); Basketball Times, 2014 (3rd)

**MULTI-YEAR FIRST-TEAM ALL-AMERICA SELECTIONS**

**FOUR TIMES**  
Tyler Hansbrough: 2006, 2007, 2008, 2009

**THREE TIMES**  
Jack Cobb: 1924, 1925, 1926  
Phil Ford: 1976, 1977, 1978  
Mike O'Koren: 1978, 1979, 1980  
Sam Perkins: 1982, 1983, 1984

**TWO TIMES**  
Cartwright Carmichael: 1923, 1924  
George Glamack: 1940, 1941  
Lennie Rosenbluth: 1956, 1957  
Billy Cunningham: 1964, 1965  
Bob Lewis: 1966, 1967  
Larry Miller: 1967, 1968  
Charles Scott: 1969, 1970  
Mitch Kupchak: 1975, 1976  
Al Wood: 1980, 1981  
James Worthy: 1981, 1982  
Michael Jordan: 1983, 1984  
Eric Montross: 1993, 1994  
Antawn Jamison: 1997, 1998

• Hansbrough is the only four-time first-team All-American in ACC history and one of only two in NCAA history.  
• Hansbrough, Cobb, Ford, O'Koren and Perkins are among the seven players in ACC history to earn first-team All-America honors at least three times (with NC State's David Thompson and Virginia's Ralph Sampson).

**WAYMAN TISDALE AWARD**  
USBWA National Freshman of the Year

Marvin Williams: 2005  
Tyler Hansbrough: 2006

**FRESHMAN ALL-AMERICAS**

Phil Ford: Basketball Weekly, 1975  
Michael Jordan: Basketball Weekly, 1982; NBC, 1982  
Brad Daugherty: Basketball Weekly, 1983 (2nd)  
J.R. Reid: Basketball Times, 1987; Basketball Weekly, 1987  
Jerry Stackhouse: Basketball Weekly, 1994; Basketball Times, 1994  
Rasheed Wallace: Basketball Weekly, 1994 (4th)

Antawn Jamison: Basketball Weekly, 1996 (2nd); Basketball Times, 1996 (2nd)  
Ed Cota: Basketball Weekly, 1997; Basketball Times, 1997 (2nd)  
Kris Lang: College Hoops Insider, 1999  
Joseph Forte: The Sporting News, 2000; Basketball Times, 2000 (2nd)  
Marvin Williams: Basketball Times, 2005; The Sporting News, 2005  
Tyler Hansbrough: The Sporting News, 2006; Basketball Times, 2006  
Brandon Wright: The Sporting News, 2007; Basketball Times, 2007  
Harrison Barnes: USBWA, 2011; FoxSports.com, 2011  
Kendall Marshall: The Sporting News, 2011; USBWA, 2011 (2nd)  
Marcus Paige: Kyle Macy, 2013

**NATIONAL COACHES OF THE YEAR**

Frank McGuire: United Press International, 1957  
Dean Smith: National Association of Basketball Coaches, 1977; U.S. Basketball Writers Association, Basketball Weekly, 1979; Medalist, 1982; Naismith, 1993  
Bill Guthridge: National Association of Basketball Coaches, Naismith Award, The Sporting News, CBS/Chevrolet, 1998  
Matt Doherty: Associated Press, 2001  
Roy Williams: New York Athletic Club, 2005, 2009; Associated Press, USBWA, Rupp Award, Sports Illustrated, 2006

**ACC 50TH ANNIVERSARY TEAM**

Lennie Rosenbluth: 1955-57  
Billy Cunningham: 1963-65  
Larry Miller: 1966-68  
Charles Scott: 1968-70  
Bobby Jones: 1972-74  
Walter Davis: 1974-77  
Phil Ford: 1974-78  
James Worthy: 1980-82  
Sam Perkins: 1981-84  
Michael Jordan: 1982-84  
Brad Daugherty: 1983-86  
Antawn Jamison: 1996-98

• Carolina had 12 players on the ACC's 50th Anniversary Team selected in 2003, more than any other school. Michael Jordan was selected the No. 1 male athlete in ACC history

**ACC PLAYERS OF THE YEAR**

Lennie Rosenbluth: 1957  
Pete Brennan: 1958  
Lee Shaffer: 1960  
Billy Cunningham: 1965  
Larry Miller: 1967, 1968  
Mitch Kupchak: 1976  
Phil Ford: 1978  
Michael Jordan: 1984  
Antawn Jamison: 1998  
Joseph Forte: 2001 (co-winner)  
Tyler Hansbrough: 2008  
Ty Lawson: 2009  
Tyler Zeller: 2012

**ACC COACHES OF THE YEAR**

Frank McGuire: 1957  
Dean Smith: 1967, 1968, 1971, 1976, 1977, 1979, 1988, 1993  
Bill Guthridge: 1998  
Roy Williams: 2006, 2011

**ACC ATHLETES OF THE YEAR**

Lennie Rosenbluth: 1957  
Larry Miller: 1967  
Charles Scott: 1970 (co-winner)  
Phil Ford: 1977, 1978  
James Worthy: 1982  
Michael Jordan: 1984  
Antawn Jamison: 1998



Jeffrey Camarati

Peyton Williams



Tyler Hansbrough was a three-time consensus first-team All-America and the 2008 National Player of the Year.



Harrison Barnes was a second-team All-America and first-team All-ACC pick in 2012.

Sean May: 2005  
Tyler Hansbrough: 2008

**ACC TOURNAMENT MVPs**

Lennie Rosenbluth: 1957  
Larry Miller: 1967, 1968  
Charles Scott: 1969  
Lee Dedmon: 1971 (co-Winner)  
Robert McAdoo: 1972  
Phil Ford: 1975  
John Kuester: 1977  
Dudley Bradley: 1979  
Sam Perkins: 1981  
James Worthy: 1982  
J.R. Reid: 1989  
Rick Fox: 1991  
Jerry Stackhouse: 1994  
Shammond Williams: 1997  
Antawn Jamison: 1998  
Brandan Wright: 2007  
Tyler Hansbrough: 2008

• Larry Miller is one of nine players to win ACC Player of the Year honors at least two times. Miller, Wake Forest's Len Chappell and Duke's J.J.Redick are the only three players to win ACC Player of the Year and ACC Tournament MVP honors in the same season on two occasions.

• Four of the five freshmen to win ACC Tournament MVP honors are Tar Heels – Phil Ford, Sam Perkins, Jerry Stackhouse and Brandan Wright

**ALL-ACC TEAMS**

Jerry Vayda: 1954 (2nd)  
Lennie Rosenbluth: 1955, 1956, 1957  
Tommy Kearns: 1957, 1958  
Pete Brennan: 1957 (2nd), 1958  
Doug Moe: 1959, 1961  
Lee Shaffer: 1959 (2nd), 1960  
York Larese: 1959, 1960, 1961  
Larry Brown: 1962 (2nd), 1963  
Jim Hudock: 1962 (2nd)  
Billy Cunningham: 1963, 1964, 1965  
Bob Lewis: 1965 (2nd), 1966, 1967  
Larry Miller: 1966 (2nd), 1967, 1968  
Rusty Clark: 1968 (2nd)  
Charles Scott: 1968, 1969, 1970  
Bill Bunting: 1969  
Dick Grubar: 1969 (2nd)  
Dennis Wuycik: 1971, 1972  
George Karl: 1971 (2nd), 1972 (2nd), 1973  
Robert McAdoo: 1972

Bill Chamberlain: 1972 (2nd)  
Bobby Jones: 1973 (2nd), 1974  
Darrell Elston: 1974 (2nd)  
Mitch Kupchak: 1975, 1976  
Walter Davis: 1976 (2nd), 1977  
Phil Ford: 1976, 1977, 1978  
Tommy LaGarde: 1977 (2nd)  
Mike O'Koren: 1978, 1979 (2nd), 1980  
Al Wood: 1979, 1980 (2nd), 1981  
James Worthy: 1981 (2nd), 1982  
Sam Perkins: 1982, 1983, 1984  
Michael Jordan: 1983, 1984  
Brad Daugherty: 1985, 1986  
Kenny Smith: 1985 (2nd), 1986 (2nd), 1987  
Steve Hale: 1986 (2nd)  
Joe Wolf: 1987  
J.R. Reid: 1987 (2nd), 1988  
Jeff Lebo: 1988 (2nd)  
Steve Bucknall: 1989 (2nd)  
Kevin Madden: 1989 (2nd)  
Rick Fox: 1990 (3rd), 1991  
Pete Chilcutt: 1991 (3rd)  
Hubert Davis: 1992 (2nd)  
George Lynch: 1992 (3rd), 1993  
Eric Montross: 1993, 1994 (2nd)  
Derrick Phelps: 1994 (2nd)  
Rasheed Wallace: 1995  
Jerry Stackhouse: 1995  
Dante Calabria: 1996 (3rd)  
Jeff McInnis: 1995 (3rd), 1996 (2nd)  
Antawn Jamison: 1996, 1997, 1998  
Serge Zwikker: 1997 (3rd)  
Vince Carter: 1997 (3rd), 1998  
Shammond Williams: 1997 (3rd), 1998 (2nd)  
Ed Cota: 1998 (2nd), 1999 (2nd), 2000 (2nd)  
Ademola Okulaja: 1999  
Brendan Haywood: 2000 (3rd), 2001 (2nd)  
Joseph Forte: 2000 (2nd), 2001  
Jason Capel: 2001 (3rd), 2002 (3rd)  
Raymond Felton: 2003 (3rd), 2004 (3rd), 2005  
Sean May: 2004 (2nd), 2005  
Rashad McCants: 2004, 2005 (3rd)  
Jawad Williams: 2005 (3rd)  
David Noel: 2006 (2nd)  
Reyshawn Terry: 2006 (3rd)  
Tyler Hansbrough: 2006, 2007, 2008, 2009  
Brandan Wright: 2007 (2nd)  
Wayne Ellington: 2008 (2nd)  
Ty Lawson: 2009  
Danny Green: 2009 (3rd)  
Harrison Barnes: 2011 (2nd), 2012  
John Henson: 2011 (2nd), 2012

Tyler Zeller: 2011 (2nd), 2012  
Kendall Marshall: 2011 (3rd), 2012 (2nd)  
Reggie Bullock: 2013 (2nd)  
James Michael McAdoo: 2013 (2nd), 2014 (2nd media, 3rd coaches)  
Marcus Paige: 2014 (1st media, coaches)

**MULTI-YEAR FIRST-TEAM ALL-ACC CHOICES FOUR TIMES**

Tyler Hansbrough: 2006, 2007, 2008, 2009

**THREE TIMES**

Lennie Rosenbluth: 1955, 1956, 1957  
York Larese: 1959, 1960, 1961  
Billy Cunningham: 1963, 1964, 1965  
Charles Scott: 1968, 1969, 1970  
Phil Ford: 1976, 1977, 1978  
Sam Perkins: 1982, 1983, 1984  
Antawn Jamison: 1996, 1997, 1998

**TWO TIMES**

Tommy Kearns: 1957, 1958  
Doug Moe: 1959, 1961  
Bob Lewis: 1966, 1967  
Larry Miller: 1967, 1968  
Dennis Wuycik: 1971, 1972  
Mitch Kupchak: 1975, 1976  
Mike O'Koren: 1978, 1980  
Al Wood: 1979, 1981  
Michael Jordan: 1983, 1984  
Brad Daugherty: 1985, 1986

• Carolina placed three players on the first team in 2012 for the first time in school history and the second time in ACC history (with Duke in 2002)...Carolina has placed four players on the first two teams three times – 1972, 1998 and 2012...Carolina has placed multiple players on the first team 23 times.

**ALL-ACC TOURNAMENT TEAMS**

Skippy Winstead: 1954  
Lennie Rosenbluth: 1956, 1957  
Tommy Kearns: 1957 (2nd), 1958  
Joe Quigg: 1957 (2nd)  
Bob Cunningham: 1957 (2nd)  
Pete Brennan: 1957, 1958  
Ray Stanley: 1958 (2nd)  
Lee Shaffer: 1959, 1960  
Doug Moe: 1959 (2nd)  
York Larese: 1959 (2nd), 1960  
Larry Brown: 1963 (2nd)  
Billy Cunningham: 1963, 1964  
Bob Lewis: 1966 (2nd), 1967  
Larry Miller: 1966 (2nd), 1967, 1968  
Rusty Clark: 1967 (2nd), 1968 (2nd)  
Dick Grubar: 1967 (2nd), 1968, 1969 (2nd)  
Charles Scott: 1968, 1969, 1970 (2nd)  
Bill Bunting: 1969 (2nd)  
Lee Dedmon: 1971  
George Karl: 1971 (2nd), 1972  
Robert McAdoo: 1972  
Steve Previs: 1972 (2nd)  
Dennis Wuycik: 1972  
Mitch Kupchak: 1975, 1976  
Walter Davis: 1975 (2nd), 1976 (2nd), 1977 (2nd)  
Phil Ford: 1975, 1977, 1978 (2nd)  
John Kuester: 1977  
Mike O'Koren: 1977, 1979  
Dudley Bradley: 1979  
Dave Colescott: 1979  
Al Wood: 1979 (2nd), 1980, 1981 (2nd)  
Jimmy Black: 1981 (2nd)  
James Worthy: 1981, 1982  
Sam Perkins: 1981, 1982, 1983 (2nd)  
Michael Jordan: 1982, 1983 (2nd), 1984 (2nd)  
Matt Doherty: 1982 (2nd), 1983 (2nd), 1984  
Brad Daugherty: 1985  
Kenny Smith: 1985, 1987 (2nd)  
Joe Wolf: 1987  
Jeff Lebo: 1987, 1988 (2nd), 1989  
J.R. Reid: 1987 (2nd), 1988, 1989  
Scott Williams: 1988  
Steve Bucknall: 1989 (2nd)  
Rick Fox: 1989 (2nd), 1991  
Hubert Davis: 1991, 1992  
Pete Chilcutt: 1991 (2nd)  
King Rice: 1991 (2nd)

George Lynch: 1992, 1993 (2nd)  
 Eric Montross: 1993, 1994 (2nd)  
 Brian Reese: 1993  
 Donald Williams: 1993 (2nd), 1995 (2nd)  
 Derrick Phelps: 1994  
 Jerry Stackhouse: 1994, 1995  
 Rasheed Wallace: 1994 (2nd), 1995  
 Dante Calabria: 1995 (2nd)  
 Jeff McInnis: 1995 (2nd)  
 Antawn Jamison: 1997, 1998  
 Shammond Williams: 1997, 1998  
 Ed Cota: 1997 (2nd), 1998 (2nd), 1999 (2nd)  
 Serge Zwikker: 1997 (2nd)  
 Vince Carter: 1998 (2nd)  
 Ademola Okulaja: 1998 (2nd), 1999  
 Kris Lang: 1999 (2nd)  
 Max Owens: 1999  
 Joseph Forte: 2001  
 Brendan Haywood: 2001 (2nd)  
 Jason Capel: 2001 (2nd)  
 Raymond Felton: 2003, 2005  
 Jawad Williams: 2003 (2nd)  
 Reyshawn Terry: 2006 (2nd)  
 Tyler Hansbrough: 2006, 2008, 2009  
 Wayne Ellington: 2007, 2008, 2009 (2nd)  
 Ty Lawson: 2007  
 Brandon Wright: 2007  
 Marcus Ginyard: 2008  
 Harrison Barnes: 2011, 2012 (2nd)  
 Tyler Zeller: 2011, 2012  
 John Henson: 2011 (2nd)  
 Kendall Marshall: 2011 (2nd), 2012  
 Reggie Bullock: 2013  
 P.J. Hairston: 2013  
 Marcus Paige: 2013 (2nd)

• Tyler Hansbrough is the only Tar Heel to be a first-team All-ACC Tournament selection three times

#### ACC ROOKIES OF THE YEAR

Sam Perkins: 1981  
 Michael Jordan: 1982  
 J.R. Reid: 1987  
 Ed Cota: 1997  
 Joseph Forte: 2000  
 Marvin Williams: 2005  
 Tyler Hansbrough: 2006  
 Brandon Wright: 2007  
 Harrison Barnes: 2011

#### ALL-ACC FRESHMAN TEAMS

Dante Calabria: 1993 (2nd)  
 Jerry Stackhouse: 1994  
 Rasheed Wallace: 1994  
 Jeff McInnis: 1994 (Honorable Mention)  
 Antawn Jamison: 1996  
 Ed Cota: 1997  
 Kris Lang: 1999  
 Joseph Forte: 2000  
 Jawad Williams: 2002  
 Raymond Felton: 2003  
 Rashad McCants: 2003  
 Marvin Williams: 2005  
 Tyler Hansbrough: 2006  
 Bobby Frasor: 2006  
 Ty Lawson: 2007  
 Brandon Wright: 2007  
 Ed Davis: 2009  
 Harrison Barnes: 2011  
 Kendall Marshall: 2011  
 Marcus Paige: 2013  
 Kennedy Meeks: 2014

#### ACC DEFENSIVE PLAYER OF THE YEAR

John Henson: 2011, 2012

#### ALL-ACC DEFENSIVE TEAMS

Brendan Haywood: 2001  
 Jackie Manuel: 2004, 2005  
 Marcus Ginyard: 2008  
 Danny Green: 2009  
 John Henson: 2011, 2012  
 J.P. Tokoto: 2014 (media, coaches)



Cousy Award winners Kendall Marshall, Ty Lawson & Raymond Felton

#### ACC PLAYERS OF THE WEEK

(three or more selections)

Antawn Jamison: 12 (1 in 1996, 4 in 1997, 7 in 1998)  
 Tyler Hansbrough: 10 (1 in 2006, 8 in 2008, 1 in 2009)  
 Phil Ford: 6 (1 in 1976, 2 in 1977, 3 in 1978)  
 Michael Jordan: 5 (3 in 1983, 2 in 1984)  
 Mike O'Koren: 5 (2 in 1978, 2 in 1979, 1 in 1980)  
 Marcus Paige: 4 (4 in 2014)  
 Joseph Forte: 4 (4 in 2001)  
 Sam Perkins: 4 (2 in 1982, 2 in 1984)  
 Brad Daugherty: 3 (1 in 1985, 2 in 1986)  
 Hubert Davis: 3 (3 in 1992)  
 John Henson: 3 (3 in 2012)  
 Bobby Jones: 3 (1 in 1973, 2 in 1974)  
 Mitch Kupchak: 3 (1 in 1975, 2 in 1976)  
 Sean May: 3 (2 in 2004, 1 in 2005)  
 Robert McAdoo: 3 (3 in 1972)

• Jamison shares the ACC career record with 12 selections with Duke's J.J. Redick  
 • Hansbrough set the single-season record with eight selections in 2007-08

#### USBWA DISTRICT COACH OF THE YEAR

Dean Smith: 1993  
 Matt Doherty: 2001  
 Roy Williams: 2006, 2011

#### JOE LAPCHICK TROPHY

(Top senior college basketball player)

Sam Perkins: 1984

#### BOB COUSY AWARD

(Top college point guard)

Raymond Felton: 2005  
 Ty Lawson: 2009  
 Kendall Marshall: 2012

#### ALL-SOUTHERN CONFERENCE

Cartwright Carmichael: 1922, 1923, 1924  
 Monk McDonald: 1922, 1924  
 Jack Cobb: 1924, 1925, 1926  
 Bill Dodderer: 1924, 1925, 1926  
 Artie Newcombe: 1926  
 Tom Alexander: 1932  
 Virgil Weathers: 1932  
 Jim McCachren: 1934, 1935, 1936  
 Stewart "Snooks" Aitken: 1935  
 Ivan "Jack" Glace: 1935  
 Earl Ruth: 1937  
 Paul Severin: 1940  
 George Glamack: 1940, 1941  
 Bob Rose: 1941, 1942  
 Boyce Box: 1944  
 Bernie Mock: 1944  
 Manny Alvarez: 1945  
 Jim Jordan: 1945  
 John "Hook" Dillon: 1946

Jim White: 1947  
 Bob Paxton: 1947, 1948  
 Coy Carson: 1949  
 Hugo Kappler: 1949

#### ALL-SOUTHERN CONFERENCE TOURNAMENT TEAMS

Cartwright Carmichael: 1924  
 Monk McDonald: 1924  
 Jack Cobb: 1925, 1926  
 Bunn Hackney: 1926, 1927 (2nd)  
 Artie Newcombe: 1926  
 Bill Dodderer: 1926 (2nd)  
 John Purser: 1927 (2nd)  
 Tom Alexander: 1932  
 Virgil Weathers: 1932, 1933 (2nd), 1934  
 Wilmer Hines: 1932 (2nd), 1933 (2nd)  
 Stewart "Snooks" Aitken: 1934, 1935  
 Ivan "Jack" Glace: 1934, 1935  
 Jim McCachren: 1934, 1935, 1936  
 Melvin Nelson: 1935 (2nd)  
 Andy Bershak: 1936 (2nd), 1937 (2nd)  
 Earl Ruth: 1936 (2nd), 1937, 1938 (2nd)  
 Ramsay Potts: 1937 (2nd)  
 George Glamack: 1940, 1941 (2nd)  
 Jimmy Howard: 1940 (2nd)  
 Bob Rose: 1941  
 Bernie Mock: 1944  
 Boyce Box: 1944  
 John Dewell: 1944 (2nd)  
 Jack Fitch: 1944 (2nd)  
 Manny Alvarez: 1945  
 Jim Jordan: 1945, 1946 (2nd)  
 John Dillon: 1945 (2nd), 1946 (2nd)  
 Bob Paxton: 1945 (2nd), 1947, 1948  
 Horace "Bones" McKinney: 1946 (2nd)  
 Jim White: 1947  
 Jim Hamilton: 1947 (2nd)

#### USBWA ALL-DISTRICT TEAMS

Lennie Rosenbluth: 1956, 1957  
 Pete Brennan: 1958  
 Lee Shaffer: 1960  
 York Larese: 1961  
 Doug Moe: 1961  
 Billy Cunningham: 1963, 1964, 1965  
 Bob Lewis: 1966  
 Larry Miller: 1967, 1968  
 Charles Scott: 1969, 1970  
 Dennis Wuycik: 1971, 1972  
 Robert McAdoo: 1972  
 George Karl: 1973  
 Bobby Jones: 1974  
 Mitch Kupchak: 1976  
 Phil Ford: 1976, 1977, 1978  
 Mike O'Koren: 1979, 1980  
 Al Wood: 1979, 1981  
 James Worthy: 1981, 1982  
 Sam Perkins: 1982, 1983, 1984  
 Michael Jordan: 1983, 1984  
 Brad Daugherty: 1985, 1986



John Henson, 2011 & 2012 ACC Defensive Player of the Year

**Kenny Smith:** 1985, 1986, 1987  
**Steve Hale:** 1986  
**Joe Wolf:** 1987  
**J.R. Reid:** 1987, 1988, 1989  
**Jeff Lebo:** 1988  
**Rick Fox:** 1990, 1991  
**Hubert Davis:** 1992  
**George Lynch:** 1993  
**Eric Montross:** 1993, 1994  
**Derrick Phelps:** 1994  
**Jerry Stackhouse:** 1995  
**Rasheed Wallace:** 1995  
**Antawn Jamison:** 1996, 1997, 1998  
**Jeff McInnis:** 1996  
**Vince Carter:** 1998  
**Ed Cota:** 1998, 1999, 2000 (2nd)  
**Ademola Okulaja:** 1999  
**Brendan Haywood:** 2001  
**Joseph Forte:** 2001  
**Sean May:** 2004 (2nd), 2005  
**Rashad McCants:** 2004, 2005  
**Raymond Felton:** 2005  
**David Noel:** 2006  
**Tyler Hansbrough:** 2006, 2007, 2008, 2009  
**Wayne Ellington:** 2008  
**Ty Lawson:** 2009  
**Harrison Barnes:** 2011, 2012  
**John Henson:** 2011, 2012  
**Tyler Zeller:** 2011, 2012  
**Kendall Marshall:** 2012  
**Reggie Bullock:** 2013  
**James Michael McAdoo:** 2013, 2014  
**Marcus Paige:** 2014

**NABC ALL-DISTRICT TEAMS**

**Al Wood:** 1981  
**James Worthy:** 1981 (2nd), 1982  
**Sam Perkins:** 1982, 1983, 1984  
**Michael Jordan:** 1983, 1984  
**Eric Montross:** 1993, 1994  
**George Lynch:** 1993  
**Derrick Phelps:** 1994 (2nd)  
**Jerry Stackhouse:** 1995  
**Rasheed Wallace:** 1995  
**Jeff McInnis:** 1996  
**Dante Calabria:** 1996 (2nd)  
**Antawn Jamison:** 1996 (2nd), 1997, 1998  
**Vince Carter:** 1998  
**Shammond Williams:** 1998 (2nd)  
**Brendan Haywood:** 2001  
**Joseph Forte:** 2001  
**Rashad McCants:** 2003 (2nd); 2004 (2nd), 2005  
**Raymond Felton:** 2004, 2005  
**Sean May:** 2004 (2nd), 2005 (2nd)  
**Tyler Hansbrough:** 2006, 2007, 2008, 2009  
**Brandon Wright:** 2007  
**Ty Lawson:** 2008, 2009  
**Harrison Barnes:** 2011, 2012  
**Tyler Zeller:** 2011, 2012  
**John Henson:** 2012 (2nd)  
**Kendall Marshall:** 2012 (2nd)  
**James Michael McAdoo:** 2013 (2nd)  
**Marcus Paige:** 2014

**MVPS OF**

**POSTSEASON TOURNAMENTS**

**Lennie Rosenbluth:** NCAA East Regional, 1957  
**Bob Lewis:** NCAA East Regional, 1967  
**Rusty Clark:** NCAA East Regional, 1968  
**Charles Scott:** NCAA East Regional, 1969  
**Bill Chamberlain:** NIT, 1971  
**Dennis Wuycik:** NCAA East Regional, 1972  
**John Kuester:** NCAA East Regional, 1977  
**Al Wood:** NCAA West Regional, 1981  
**James Worthy:** NCAA East Regional, 1982; NCAA Final Four, 1982  
**Brad Daugherty:** NCAA Southeast Regional, 1985

Dan Sears



**2012 Academic All-America of the Year Tyler Zeller**

**George Lynch:** NCAA East Regional, 1993  
**Donald Williams:** NCAA Final Four, 1993  
**Jerry Stackhouse:** NCAA Southeast Regional, 1995  
**Shammond Williams:** NCAA East Regional, 1997  
**Antawn Jamison:** NCAA East Regional, 1998  
**Joseph Forte:** NCAA South Regional, 2000  
**Sean May:** NCAA East Regional, 2005; NCAA Final Four, 2005  
**Tyler Hansbrough:** NCAA East Regional, 2008  
**Ty Lawson:** NCAA South Regional, 2009  
**Wayne Ellington:** NCAA Final Four, 2009

**POSTSEASON**

**ALL-TOURNAMENT TEAMS**

**Lennie Rosenbluth:** NCAA Final Four, 1957  
**Pete Brennan:** NCAA Final Four, 1957  
**Bob Lewis:** NCAA East Regional, 1967  
**Rusty Clark:** NCAA East Regional, 1967, 1968; NCAA Final Four, 1967 (2nd)  
**Larry Miller:** NCAA East Regional, 1967, 1968; NCAA Final Four, 1968  
**Charles Scott:** NCAA East Regional, 1968, 1969; NCAA Final Four, 1968 (2nd)  
**Bill Bunting:** NCAA East Regional, 1969  
**Bill Chamberlain:** NIT, 1971  
**Dennis Wuycik:** NCAA East Regional, 1972  
**Robert McAdoo:** NCAA East Regional, 1972; NCAA Final Four, 1972  
**George Karl:** NCAA East Regional, 1972; NIT, 1973  
**Bobby Jones:** NIT, 1973  
**Brad Hoffman:** NCAA East Regional, 1975  
**Mitch Kupchak:** NCAA East Regional, 1975  
**Phil Ford:** NCAA East Regional, 1975 (2nd)  
**Walter Davis:** NCAA East Regional, 1977  
**John Kuester:** NCAA East Regional, 1977  
**Mike O'Koren:** NCAA Final Four, 1977  
**Al Wood:** NCAA West Regional, 1981; NCAA Final Four, 1981  
**James Worthy:** NCAA West Regional, 1981; NCAA East Regional, 1982; NCAA Final Four, 1982



**All-America Vince Carter**

**Sam Perkins:** NCAA West Regional, 1981; NCAA East Regional, 1982; NCAA Final Four, 1982  
**Jimmy Black:** NCAA East Regional, 1982  
**Michael Jordan:** NCAA Final Four, 1982; NCAA East Regional, 1983  
**Brad Daugherty:** NCAA Southeast Sub-Regional, 1985; NCAA Southeast Regional, 1985; NCAA West Regional, 1986  
**Kenny Smith:** NCAA Southeast Sub-Regional, 1985; NCAA Southeast Regional, 1985  
**J.R. Reid:** NCAA East Regional, 1987; NCAA West Regional, 1988; NCAA Southeast Regional, 1989  
**Rick Fox:** NCAA East Regional, 1991  
**Hubert Davis:** NCAA East Regional, 1991  
**Eric Montross:** NCAA Southeast Regional, 1992; NCAA East Regional, 1993; NCAA Final Four, 1993  
**George Lynch:** NCAA East Regional, 1993; NCAA Final Four, 1993  
**Donald Williams:** NCAA East Regional, 1993; NCAA Final Four, 1993; NCAA Southeast Regional, 1995  
**Jerry Stackhouse:** NCAA Southeast Regional, 1995  
**Rasheed Wallace:** NCAA Southeast Regional, 1995  
**Shammond Williams:** NCAA East Regional, 1997; NCAA East Regional, 1998  
**Antawn Jamison:** NCAA East Regional, 1997; NCAA East Regional, 1998  
**Vince Carter:** NCAA East Regional, 1997; NCAA East Regional, 1998  
**Ed Cota:** NCAA East Regional, 1997; NCAA East Regional, 1998; NCAA South Regional, 2000  
**Jason Capel:** NCAA South Regional, 2000  
**Joseph Forte:** NCAA South Regional, 2000  
**Sean May:** NCAA East Regional, 2005; NCAA Final Four, 2005  
**Rashad McCants:** NCAA East Regional, 2005; NCAA Final Four, 2005  
**Raymond Felton:** NCAA Final Four, 2005  
**Tyler Hansbrough:** NCAA East Regional, 2007, 2008; NCAA South Regional, 2009; NCAA Final Four, 2009  
**Brandon Wright:** NCAA East Regional, 2007  
**Wayne Ellington:** NCAA East Regional, 2008; NCAA Final Four, 2009  
**Ty Lawson:** NCAA East Regional, 2008; NCAA South Regional, 2009;

**NCAA Final Four, 2009**  
**Danny Green:** NCAA South Regional, 2009  
**Will Graves:** NIT, 2010  
**Deon Thompson:** NIT, 2010  
**Harrison Barnes:** NCAA East Regional, 2011  
**Tyler Zeller:** NCAA East Regional, 2011; NCAA Midwest Regional, 2012

• *J.R. Reid (1987-89), Ed Cota (1997-98, 2000) and Tyler Hansbrough (2007-09) are the only Tar Heels to earn All-NCAA Regional honors in three seasons*

**CoSIDA ACADEMIC ALL-AMERICA TEAMS**

**Billy Cunningham:** 1965  
**Charles Scott:** 1970  
**Steve Previs:** 1972  
**Dennis Wuycik:** 1972  
**Kim Huband:** 1972 (3rd)  
**Brad Hoffman:** 1975 (2nd)  
**Ed Stahl:** 1975 (2nd)  
**Tommy LaGarde:** 1975 (2nd), 1976  
**Bruce Buckley:** 1976 (2nd)  
**Steve Hale:** 1986  
**Henrik Rodl:** 1993 (3rd)  
**Eric Montross:** 1994  
**Tyler Zeller:** 2011, 2012  
**Marcus Paige:** 2014 (2nd)

**ACADEMIC ALL-AMERICA OF THE YEAR**

Tyler Zeller: 2012

**NCAA POST-GRADUATE SCHOLARSHIP WINNERS**

**Bob Bennett:** 1966  
**John O'Donnell:** 1974  
**Bruce Buckley:** 1977  
**Steve Hale:** 1986  
**Pearce Landry:** 1995

**ACADEMIC ALL-ACC TEAM**

**Charlie Shaffer:** 1963, 1964  
**Billy Cunningham:** 1965  
**Tom Gauntlett:** 1967  
**Charles Scott:** 1970  
**Dave Chadwick:** 1971  
**Kim Huband:** 1972  
**Steve Previs:** 1972  
**Dennis Wuycik:** 1972  
**John O'Donnell:** 1973, 1974  
**Brad Hoffman:** 1975  
**Ed Stahl:** 1975  
**Tommy LaGarde:** 1975, 1976, 1977  
**Bruce Buckley:** 1976, 1977  
**Eric Kenny:** 1981  
**Matt Doherty:** 1984  
**Steve Hale:** 1984, 1985, 1986  
**James Daye:** 1986  
**Jeff Lebo:** 1988  
**David May:** 1988, 1989  
**Henrik Rodl:** 1990, 1991, 1992, 1993  
**Jason Burgess:** 1992  
**Eric Montross:** 1993, 1994  
**Matt Wenstrom:** 1993  
**Pearce Landry:** 1994, 1995  
**Pat Sullivan:** 1995  
**Will Johnson:** 2001, 2003  
**Jason Capel:** 2002  
**Kris Lang:** 2002  
**Byron Sanders:** 2004, 2006  
**Melvin Scott:** 2005  
**Tyler Zeller:** 2009, 2010, 2011, 2012  
**Marcus Paige:** 2013, 2014

• *Four-time recipients:* Henrik Rodl, Tyler Zeller  
 • *Three-time recipients:* Tommy LaGarde, Steve Hale  
 • *Two-time recipients:* Charlie Shaffer, John O'Donnell, Bruce Buckley, David May, Eric Montross, Pearce Landry, Will Johnson, Byron Sanders, Marcus Paige



## ALL-TIME UNIFORM NUMBERS

**0**  
Jesse Holley, Joel James, **Nate Britt**

**00**  
Eric Montross<sup>^</sup>, Brendan Haywood<sup>^</sup>

**1**  
Melvin Scott, Marcus Ginyard, Dexter Strickland, **Theo Pinson**

**2**  
Raymond Felton<sup>^</sup>, Wayne Ellington, Marc Campbell, Leslie McDonald, **Joel Berry II**

**3**  
John Rainey, Jimmy Howard, Soc Creitcos, Don Wilson, Herbert Porter, Clive Thompson, Taylor Thorne, Charlie Thorne, Irving Turk, Jeff Denny, Pat Sullivan, Shammond Williams, Vasco Evtimov, Brian Morrison, Reyshawn Terry, Daniel Bolick, Wade Moody, **Kennedy Meeks**

**4**  
Jim McCachren, Foy Grubb, Pete Mullis, Bill Watson, Wray Lewis, Dan Marks, Lewis Hayworth, Vic Seixas, Buster Stevenson, Bob Paxton, William White, Lynwood Robinson, James Daye, Kenny Harris, Larry Davis, David Neal, Makhtar Ndiaye, Scott Williams, Brooks Foster, Bobby Frasor, **Luke Davis**

**5**  
Stuart Aiken, Crowell Little, Foy Roberson, Lew Hayworth, Ed Antolini, George Paine, Don Anderson, Julian Smith, Larry James, Ira Norfolk, Vic Seixas, Dan Nymicz, Marion Godwin, Richard Patterson, Henrik Rodl, Jeff McInnis, Ed Cota, Jackie Manuel, Ty Lawson<sup>^</sup>, Dexter Strickland, Kendall Marshall, **Marcus Paige**

**6**  
Earle Beale, Pete Mullis, Foy Grubb, Julian Smith, Ed Shytte, Dick Hartley, Walter Markin, E.B. Stevenson, Marx Nathan

**7**  
Dave McCachren, Jim McCachren, Earl Ruth, Bobby Gersten, Edgar Lougee, P.A. Lee, Jim White, Don Anderson, Mervin Cole, Simon Terrell

**8**  
Ike Manor, Earl Ruth, Bill McCachren, Bob Rose, Barney Poole, Jim Jordan<sup>^</sup>, Jim Hamilton, Fred Ryan

**9**  
Bucky Harris, Hank Wright, Dick Worley, Chuck Harnden, Ellis Freedman, Jim Hayworth, Lew Hayworth, Fred Bauer, Norm Mitchell

**10 (retired)**  
Paul Kaveny, Chester Stoopack, George Paine, Bobby Gersten, Cam Rodman, Clyde King, Roger Scholbe, Darius Wells, Lennie Rosenbluth<sup>\*</sup>

**11**  
Morrie Long, Geiorge Stirnweiss, Paul Severin, Lewis Hayworth, Dick Garvin, Jim White, Harvey Weinstein, John Tsantes, Richard Patterson, Wayne Harpold, Charles Ellenwood, Ken Rosemond, John Crotty, Larry Brown<sup>^</sup>, Ray Hassell, Gerald Tuttle, John Austin,

Tony Shaver, Keith Valentine, Mike Pepper, Rodney Hyatt, Scott Cherry, Michael Brooker, Quentin Thomas, Larry Drew II, Stilman White, **Brice Johnson**

**12 (retired)**  
Melvin Nelson, Ramsey Potts, Al Mathes, George McCachren, Vincent DiLorenzo, Coy Carson, Hal Ferraro, Al Lifson, Lee Shaffer<sup>^</sup>, Harry Jones, Ray Respass, Jim Frye, Richard Tuttle, Ray Hite, Phil Ford<sup>\*</sup>

**13**  
Virgil Weathers, Frank Cuneo, Ed Shytte, Ellis Freedman, Bernie Mock, John Dillon<sup>^</sup>, Benton Bennett, William White, Vince Grimaldi, Ian Morrison, Dick Grubar, Steve Previs, Brad Hoffman, Ademola Okulaja, Neil Fingleton, Will Graves, **J.P. Tokoto**

**14**  
Ben Blood, Ramsey Potts, Woody Holland, Guy Byerly, George Paine, Hugo Kappler, Simon Terrell, Skippy Winstead, Dave Hanners, Derek McAllister, Jeff Lebo, Derrick Phelps, Ryan Sullivan, Jonathan Holmes, Danny Green, Terrence Petree, **Desmond Hubert**

**15**  
Latch Webster, Andy Bershak, Hank Feimster, Reid Suggs, Bob Altemose, Boyce Box, Bill Voris, Jack Fitch, Bones McKinney, Hank Lebed, Hugo Kappler, Bill Smith, Vince Grimaldi, Willis Henderson, John Kuester, Brian Ellerby, Courtney Dupree, Jason Burgess, Shammond Williams, Vince Carter<sup>^</sup>, Kenny White, Damien Price, Charlie Everett, Dewey Burke, J.B. Tanner, Leslie McDonald, Stewart Cooper, P.J. Hairston

**16**  
Tony Cernugle, Les Branson, Reid Suggs, Jason Glace, Ed Shytte, Dan Marks, Michael Fisher, Norman Kohler

**17**  
Frank Ramsey, Watts Carr, Dick Donnan, Joe Nelson, Don Wilson, Reid Suggs, Fritz Nagy, Manny Alvarez, Miles Hall, Ed Wagner, Irving Turk

**18**  
Dave "Red" Meroney, Ben Dilworth, Bob Rose, Jim White, Jack Fitch, Sherman Nearman, Bill Wood, Harold Spurlock

**19**  
Pete Boone, Hank Pessar, Cam Rodman, John Dewell, Bob Shuford, Bill Allen, Marx Nathan, Norman Kohler, Fred Swartzberg

**20 (retired)**  
George Glamack<sup>\*</sup>, Dan Marks, Frank Wideman, Lester Hughes, Dan Nymicz, Hal Ferraro, Ike Neeley, Cooper Taylor, Paul Anisko, Gene Glancy, Bob Young, Wallace Graham, Don Walsh, Peppy Callahan, John Yokley, Ed Fogler, Bill Chambers, Ray Harrison, David Colescott, Cliff Morris, Steve Bucknall

**21**  
Dave Bowman, Bill Locke, Wray Lewis, John Fields, Rip Ryan, Bill Miller, Howard Deasy, Jerry Vayda, Albert Lifson, Mitch Kupchak<sup>^</sup>, Jimmy Black,

Michael Norwood, King Rice, Donald Williams<sup>^</sup>, Terrence Newby, Jawad Williams, Deon Thompson, **Jackson Simmons**

**22**  
Junie Bailey, Benton Bennett, Paul Likins, Edward Sutton, Roy Searcy, York Larese<sup>^</sup>, Mike Cooke, Bob Lewis<sup>^</sup>, Jim Delany, George Karl, Dudley Bradley, Buzz Peterson, Kevin Madden, Pearce Landry, Webb Tyndall, Scott Williams, Ronald Curry, Justin Bohlander, Wes Miller, Wayne Ellington<sup>^</sup>, David Dupont, Frank Tanner, **Isaiah Hicks**

**23 (retired)**  
Albert Carr, John Tsantes, Bud Maddie, Skippy Winstead, Buddy Clarke, Jimmy Guill, Ged Doughton, Michael Jordan<sup>\*</sup>

**24**  
Bob Altemose, Ernie Schwarz, Walter Davis<sup>^</sup>, Jim Braddock, Joe Wolf, Doug Elstun, Dante Calabria, Max Owens, Jesse Holley, Marvin Williams, Surry Wood, Justin Watts

**25**  
Jippy Carter, Albert Long, James Smith, Donnie Smith, Randy Weil, Steve Hale, Jason Capel, Damion Grant, Justin Knox, J.P. Tokoto

**30**  
Darius Wells, Jack Wallace, Cliff Walker, Bill Hathaway, Ray Stanley, Dieter Krause, Jim Moore, Mike Iannarella, Greg Campbell, Al Armour, Dale Gipple, John O'Donnell, Woody Coley, Al Wood<sup>^</sup>, Kenny Smith<sup>^</sup>, Rasheed Wallace<sup>^</sup>, Phillip McLamb, Will Robinson, Jack Wooten, Thomas Thornton, Patrick Crouch, James Manor

**31**  
Charlie Thorne, Tom Gaines, Al Lifson, Gerry McCabe, Gehrman Holland, Ken McComb, Bruce Bowers, Bill Taylor, Charlie Burns, Bob Bennett, Bill Bunting, Bill Chamberlain<sup>^</sup>, Mickey Bell, Loren Lutz, Mike O'Koren<sup>^</sup>, Matthew Brust, David May, Brian Reese, Adam Boone, Jonathan Miller, Thomas Wilkins, John Henson

**32**  
Leonard Guyes, Frank Redding, Bob Phillips, Gerry McCabe, Bob Cunningham, Lou Brown, Peppy Callahan, Billy Cunningham<sup>^</sup>, Mark Mirken, Dave Chadwick, Darrell Elston, Tom Zaliagiris, Eric Kenny, John Brownlee, Pete Chilcutt, Orlando Melendez, Rashad McCants<sup>^</sup>, Alex Stepheson, Ed Davis, D.J. Johnston

**33 (retired)**  
Nemo Nearman, Bob Phillips, Gerry McCabe, Danny Lotz, Jim Hudock, Bill Brown, Charles Scott<sup>^</sup>, Roger Jamison, Ranzino Smith, Kevin Salvadori, Antawn Jamison<sup>\*</sup>

**34**  
Frank Redding, Bill Ellington, Francis Goodwin, Dick Kepley, Richard Vinroot, Bruce Bowers, Charles Hassell, Terry Ronner, Jim Moore, Jim Bostick, Don Eggleston, Bobby Jones<sup>^</sup>, Pete Budko, J.R. Reid<sup>^</sup>, George Lynch<sup>^</sup>, Charlie McNairy, David Noel, Brandan Wright, David Wear, Stewart Cooper, Denzel

Robinson

**35**  
Cooper Taylor, Pete Brennan<sup>^</sup>, Doug Moe<sup>^</sup>, Charlie Burns, Bill Galanti, Ralph Fletcher, Lee Dedmon, Bob McAdoo<sup>^</sup>, Charles Waddell, Dave Popson, Joe Jenkins, Travis Stephenson, Brad Frederick, Jim Everett, C.J. Hooker, Patrick Moody, James Gallagher, Reggie Bullock

**40**  
Dick Kocornik, Tommy Kearns<sup>^</sup>, Yogi Poteet, Bill Harrison, Earl Johnson, Donnie Moe, Ricky Webb, Bill Chambers, Donn Johnston, Bruce Buckley, Gary Roper, Hubert Davis, Ed Geth, Joseph Forte<sup>^</sup>, Mike Copeland, Harrison Barnes<sup>^</sup>

**41**  
Paul Likins, Joe Quigg, Hugh Donahue, Terry Ronner, Jim Smithwick, Joe Brown, Mike Earey, Joe Cox, Jeff Crompton, Sam Perkins<sup>^</sup>, Byron Sanders

**42**  
Bud Maddie, Walter Green, Hilliard Green, Harvey Salz, Charlie Schaffer, Tom Gauntlet, Gra Whitehead, Kim Huband, Bill Chambers, Jeff Wolf, Brad Daugherty<sup>^</sup>, Scott Williams, Jerry Stackhouse<sup>^</sup>, Kris Lang, Sean May<sup>^</sup>, **Joel James**

**43**  
Jerry Vayda, Grey Poole, Art Katz, Mike Smith, Rusty Clark, Craig Corson, Ed Stahl, John Virgil, Jeb Barlow, Curtis Hunter, Matt Laczkowski, Travis Wear, James Michael McAdoo

**44**  
Tony Radovich, Mike Steppe, Brian McSweeney, Mark Mirken, Larry Miller<sup>^</sup>, Dennis Wuycik<sup>^</sup>, Donald Washington, Eric Harry, Matt Doherty, Rick Fox, Clyde Lynn, Will Johnson, Tyler Zeller<sup>^</sup>, **Justin Jackson**

**45**  
Tommy LaGarde<sup>^</sup>, Chris Brust, Marty Hensley, Clifford Rozier, Serge Zwikker, Julius Peppers, Jesse Holley, **Stilman White**

**50 (retired)**  
Rich Yonaker, Cecil Exum, Bill Akins, Octavus Barnes, Brian Bersticker, Tyler Hansbrough<sup>\*</sup>

**51**  
Timo Makkonen

**52 (retired)**  
James Worthy<sup>\*</sup>

**54**  
Steve Krafcisin, Warren Martin, John Greene, Vasco Evtimov

**55**  
Matt Wenstrom, Wade Moody

**BOLD** indicates active player  
<sup>^</sup> indicates HONORED jersey  
<sup>\*</sup> indicates RETIRED jersey

## ALL-TIME ROSTER

Name	Years Played				
Aitken, Stuart "Snooks"	1932-35	Chamberlain, Bill	1969-72	Everett, Jim	1999-2001
Akins, Bill	1988-89	Chambers, Bill B.	1972-76	Everett, Joe	2001-02
Alexander, Tom	1929-32	Chambers, Bill L.	1969-72	Evtimov, Vasco	1996-97, 98-99
Allen, Bill	1944-45	Chambers, Lenoir	1911-14	Exum, Cecil	1980-84
Altomose, Bob	1942-44	Chandler, Stuart	1931-33		
Alvarez, Manny	1944-45	Cherry, Scott	1989-93	Farleigh, Stuart	1928-30
Ambler, John	1921-22	Chilcutt, Pete	1987-91	Farrington, James	1917-18
Anderson, Don	1943-46	Choate, Page	1928-31	Feimster, Hank	1940-41
Andrews, Ezra	1913-16	Clark, Franklin "Rusty"	1966-69	Feldman, Larry	1943-44
Anisko, Paul	1952-53	Clarke, Buddy	1954-55	Felton, Raymond	2002-05
Antolini, Ed	1940-42	Cleland, Tom	1928-31	Fenner, Julian	1927-28
Asch, Roy	1939-40	Cobb, Jack	1923-26	Ferraro, Hal	1948-51
Austin, John	1970-71	Cohen, Raymond	1930-31	Fields, John	1945-46
		Cole, Mervin	1946-48	Fingleton, Neil	2001-02
		Colescott, Dave	1976-80	Fisher, Michael	1945-46
Baggett, Robert	1926-27	Coley, Woody	1974-77	Fitch, Jack	1943-44, 46-47
Bailey, Edgar "Junie"	1946-47	Collett, Noah	1931-32	Fitzsimmons, Owen	1915-16
Barber, Howard "Red"	1924-26	Conlon, Marty	1960-61	Fleming, Charles	1913-14
Barber, Milton	1930-33	Connor, Henry	1930-32	Fletcher, Ralph	1965-68
Barlow, Jeb	1980-82	Cooke, Mike	1961-64	Fogler, Eddie	1967-70
Barnes, Harrison	2010-12	Cooner, Randy	1934-35	Ford, Phil	1974-78
Barnes, Octavus	1994-95	Cooper, Stewart	2010-12	Forte, Joseph	1999-2001
Bauer, Fred	1944-45	Copeland, Mike	2005-09	Foster, Brooks	2004-05
Beach, Tom	1943-44	Corson, Craig	1969-72	Fox, Rick	1987-91
Beale, Earle	1930-31, 32-34	Cota, Ed	1996-00	Frasor, Bobby	2005-09
Bell, Mickey	1972-75	Cowan, James "Zeke"	1915-16	Frederick, Brad	1996-99
Bennett, Benton	1948-50	Cox, John	1970-71	Freedman, Ellis	1941-43
Bennett, Bob	1963-66	Craig, Tom	1928-29	Frye, Jim	1965-68
Bershak, Andy	1935-38	Creticos, Soc	1943-44	Fuller, Walter	1914-15
Berstick, Brian	1997-2002	Crompton, Geff	1973-74, 75-76, 77-78		
Black, Jimmy	1978-82	Crotty, John	1957-60	Gaines, Tom	1950-52
Black, Kenny	1943-44	Crouch, Patrick	2010-12	Galantai, Bill	1962-64
Blood, Ben	1933-35	Crouch, Walter	1929-30	Gallagher, James	2009-10
Bohlander, Justin	2003-04	Cuneo, Frank	1937-40	Garvin, Dick	1944-45
Bolick, Daniel	2010-11	Cunningham, Billy	1962-65	Gauntlett, Tom	1964-67
Boone, Adam	2000-02	Cunningham, Bob	1955-58	Gersten, Bobby	1939-42
Boone, Pete	1936-38	Curry, Ronald	1998-99, 2000-01	Geth, Ed	1992-93, 94-96
Bostick, Jim	1966-67	Cuthbertson, Reynolds	1916-19	Ginyard, Marcus	2005-10
Bowden, Hal	1952-53			Gipple, Dale	1968-71
Bowers, Bruce	1962-63	Dameron, Emerson "Sandy"	1928-31	Glace, Ivan "Jack"	1932-35
Bowman, Dave	1937-40	Daugherty, Brad	1982-86	Glamack, George	1938-41
Box, Boyce	1943-44	Davis, Ed	2008-10	Glancy, Gene	1952-54
Braddock, Jim	1979-83	Davis, Hubert	1988-92	Godwin, Marion	1949-50
Bradley, Dudley	1975-79	Davis, Larry	1992-94	Goodson, Robert	1913-14
Brandt, George	1931-33	<b>Davis, Luke</b>	<b>2012-</b>	Goodwin, Frank	1954-55
Branson, Les	1938-40	Davis, Robert	1913-16	Graham, Tom	1921-23
Brennan, Pete	1955-58	Davis, Robert	1925-27	Grandin, Elliot	1916-17
<b>Britt, Nate</b>	<b>2013-</b>	Davis, Walter	1973-77	Grant, Damion	2002-05
Brooker, Lofton	1929-32	Daye, James	1984-86	Graves, Will	2007-10
Brooker, Michael	1997-2001	Deasy, Howard	1948-52	Green, Danny	2005-09
Brown, Bill	1962-65	Dedmon, Lee	1968-71	Green, Johnny	1929-30
Brown, Billy	1927-30	DeLancy, Bill	1925-26	Green, Winton	1921-24
Brown, Joe	1966-69	Delany, Jim	1967-70	Greene, Hilliard	1954-56
Brown, Larry	1960-63	DeLorenzo, Vincent	1945-46	Greene, John	1988-90
Brown, Lou	1958-61	Denny, Jeff	1986-90	Gribble, Dickson	1965-66
Brown, Sanford	1918-20, 21-22	Devin, Billy	1923-26	Griffith, Robert	1918-20
Brownlee, John	1981-83	Dewell, John	1943-44	Grimaldi, Vince	1950-53
Brust, Chris	1978-82	Dillon, John "Hook"	1944-48	Groll, Stan	1956-57
Brust, Matt	1984-85	Dilworth, Ben	1937-40	Grubar, Dick	1966-69
Buckley, Bruce	1973-77	Dittmar, John	1951-52	Grubb, Foy	1935-38
Bucknall, Steve	1985-89	Dodderer, Bill	1923-26, 27-28	Gurganus, Ransom	1927-28
Budko, Pete	1977-81	Doherty, Matt	1980-84	Guyes, Leonard	1949-50
Bullock, Reggie	2010-13	Donnan, Dick	1942-44	Gwynn, John	1916-18
Bunting, Bill	1966-69	Donohue, Jim	1958-60, 61-62		
Burgess, Jason	1991-92	Doughton, Ged	1975-79	Hackney, Bunn	1924-27
Burke, Dewey	2005-07	Douglass, Jay	1919-20	Hackney, Rufus	1926-29
Burns, Charlie	1961-63	Dowd, Carey	1913-14	Hairston, P.J.	2011-
Byerly, Guy	1940-42	Dowd, James	1918-19	Hale, Steve	1982-86
Byrd, Tom	1943-44	Dowd, William	1943-44	Hamilton, Jim	1946-47
		Drew II, Larry	2008-11	Hanby, Howard	1920-21
		Duls, Ferdinand	1910-11	Hanes, John	1910-11
Calabria, Dante	1992-96	Dupont, David	2010-12	Hanners, Dave	1973-76
Calhoun, Jesse "Ikie"	1925-27	Durham, Archie	1930-31	Hansbrough, Tyler	2005-09
Callahan, Peppy	1960-63			Harnden, Chuck	1939-41
Campbell, Greg	1965-66	Earey, Mike	1969-70	Harper, Lacy "Puny"	1927-30
Campbell, Marc	2007-10	Eaton, George	1920-21	Harpold, Wayne	1950-51
Capel, Jason	1998-2002	Edwards, Ben	1913-14	Harrell, Beemer	1916-17
Carmichael, Billy	1917-20, 21-22	Edwards, Paul	1929-32	Harris, Kenny	1989-91
Carmichael, Cartwright	1920-24	Eggleston, Don	1968-71	Harris, Bucky	1930-35
Carr, Albert	1937-38	Ellington, Bill	1950-51	Harrison, Billy	1934-35
Carr, Watts	1937-39	Ellington, Wayne	2006-09	Harrison, Ray	1972-74
Carrington, George	1910-13	Elston, Darrell	1971-74	Harrison, William Jr.	1963-64
Carson, Coy	1946-49	Elstun, Doug	1987-88	Harry, Eric	1974-76
Carter, Jippy	1950-53	Erwin, Jesse	1919-21	Hartley, Dick	1942-43, 46-48
Carter, Vince	1995-98	Erwin, Roy	1911-12	Harvell, Billy	1924-26
Cathy, George	1926-29	Evans, Emanuel	1926-27	Hassell, Charles "Pud"	1963-65
Cernugle, Tony	1937-38, 39-40	Everett, Charlie	2004-05	Hassell, Ray	1963-66.
Chadwick, Dave	1968-71				
				Hatchell, Van	2010-11
				Hathaway, Bill	1956-57
				Hayes, Bill	1930-31
				Hayes, Robert	1927-28
				Haywood, Brendan	1997-2001
				Hayworth, Jim	1942-43, 45-47
				Hayworth, Lewis	1941-44
				Henderson, Willis	1954-55
				Hendlin, Harry	1930-31
				Hendrick, Frank	1916-17
				Henry, David	1930-33
				Hensley, Marty	1986-87, 88-89
				Henson, John	2009-12
				<b>Hicks, Isaiah</b>	<b>2013-</b>
				Hines, Wilmer	1930-33
				Hirsch, Sid	1930-31
				Hite, Ray	1971-74
				Hodges, Luther	1916-19
				Hoffman, Brad	1972-75
				Holden, Bill	1925-26
				Holding, Clem	1914-16
				Holland, Gehrmann	1956-59
				Holland, Woody	1938-39
				Holley, Jesse	2003-05
				Holmes, Jonathan	1999-2003
				Holmes, Terry	1948-49
				Homewood, Roy	1912-16
				Hooker, C.J.	2003-05
				Howard, Jimmy	1938-41
				Howell, Harry	1924-25
				Howell, Lee	1930-31
				Huband, Kim	1969-72
				<b>Hubert, Desmond</b>	<b>2011-</b>
				Hudson, Jack	1959-62
				Hughes, Lester "Red"	1945-46
				Hunter, Curtis	1982-83, 84-87
				Hussey, Jack	1942-43
				Hutchins, Jim	1934-35
				Hutchinson, Joel (Jenks)	1929-30
				Hyatt, Rodney	1986-88
				Iannarella, Mike	1963-64
				<b>James, Joel</b>	<b>2012-</b>
				James, Larry	1942-43
				Jamison, Antawn	1995-98
				Jamison, Roger	1971-72
				Jenkins, Joe	1987-88
				<b>Johnson, Brice</b>	<b>2012-</b>
				Johnson, Earl	1963-64
				Johnson, John	1913-16
				Johnson, Troy	1923-24
				Johnson, Will	1999-2003
				Johnston, Donn	1970-73
				Johnston, D.J.	2010-11
				Jones, Bobby	1971-74
				Jones, Dan	1931-33
				Jones, Harry	1960-62
				Jordan, Jim	1944-46
				Jordan, Michael	1981-84
				Kappler, Hugo	1948-51
				Karl, George	1970-73
				Katz, Art	1961-64
				Kaveny, Paul	1933-36
				Kearns, Tommy	1955-58
				Keesler, Ed	1914-15
				Kendall, F. Bloomfield	1930-31
				Kendrick, Frank	1915-16
				Kenny, Eric	1978-81
				Kepley, Dick	1957-59, 60-61
				King, Clyde	1944-45
				Kittrell, Tom	1919-20
				Knox, Justin	2010-11
				Kocornik, Dick	1953-54
				Kocher, Norm	1946-48
				Koonce, Donald	1923-24
				Kornegay, Bob	1940-41
				Kraficisin, Steve	1976-77
				Krause, Dieter	1960-63
				Kuester, John	1973-77
				Kupchak, Mitch	1972-76
				Laczkowski, Matt	1999-2000
				LaGarde, Tommy	1973-77
				Landry, Pearce	1993-95
				Lang, Kris	1998-2002

Larese, York	1958-61	Morris, Worth	1925-28	Robinson, Will	2005-06	Tillett, Bill	1910-13
Lawson, Ty	2006-09	Morrison, Brian	2000-02	Rodl, Henrik	1989-93	<b>Tokoto, J.P.</b>	<b>2012-</b>
Lebed, Hank	1948-49	Morrison, Ian	1964-65	Rodman, Cam	1941-43, 46-47	Tsantes, John	1948-50
Lebo, Jeff	1985-89	Mullis, Clyde "Pete"	1935-38	Ronner, Terry	1963-64	Turk, Irving	1949-50
Lee, P.A.	1941-42	Murray, Robert	1920-21	Roper, Gary	1984-85	Turner, Bill	1927-28
Leonard, Clyde	1930-31	Myers, Bill	1931-32	Rose, Bob	1939-42	Tuttle, Gerald	1966-69
Lewis, Bob	1964-67			Rosemond, Ken	1955-57	Tuttle, Richard	1968-71
Lewis, Wray	1940-42			Rosenbluth, Lennie	1954-57	Tyndall, Webb	1995-97
Lifson, Al	1951-55	Nagy, Fritz	1942-43	Rourke, Bill	1918-21		
Likins, Paul	1951-55	Nalle, Brodie	1931-33	Rozier, Clifford	1990-91	Underwood, Emmett	1925-26
Lineberger, Henry	1921-24	Nathan, Marx	1945-46, 47-48	Ruth, Earl	1935-38		
Lineberger, Joe	1930-33	Ndiaye, Makhtar	1996-98	Ryan, Fred "Rip"	1946-49	Valentine, Keith	1975-76
Lipfert, Bailey	1917-21	Neal, David	1994-96			Vanstory, Bill	1925-28
Little, Bryce	1916-17	Nearman, Sherman "Nemo"	1946-50	Salvadori, Kevin	1990-94	Vayda, Jerry	1952-56
Little, Crowell	1936-37	Neiman, Abe	1921-23, 25-26	Salz, Harvey	1957-60	Vinroot, Richard	1961-63
Little, Greg	2007-08	Neiman, David	1928-30	Sanders, Byron	2002-06	Virgil, John	1976-80
Long, Albert	1952-55	Nelson, Joe	1940-41	Satterfield, Henry	1927-29	Voris, Bill	1944-45
Long, Cyrus	1910-12, 13-14	Nelson, Melvin	1933-36	Sawyer, Holmes	1918-19		
Long, Meb	1912-16	Newby, Terrence	1996-2000	Scholbe, Roger	1945-48	Waddell, Charles	1972-74
Long, Morris	1932-34	Newcombe, Arthur "Artie"	1925-26	Schwarz, Ernie	1950-53	Wagner, Edwin	1946-48
Longest, Ed	1929-30, 31-32	Noel, David	2002-06	Scott, Charles	1967-70	Wakeley, William	1910-11
Loock, Bill	1940-41	Norfolk, Ira	1944-46	Scott, Melvin	2001-05	Walker, Cliff	1953-54
Lotz, Danny	1956-59	Norwood, Michael	1985-87	Scruggs, Boyce	1915-16	Wallace, Jack	1951-53
Lougee, Edgar	1942-43	Nyimicz, Dan	1946-49	Searcy, Roy	1955-58	Wallace, Rasheed	1993-95
Loughran, George	1914-15			Seixas, Vic	1942-43, 46-47	Walsh, Donnie	1959-62
Lutz, Loren	1975-76	O'Donnell, John	1971-74	Severin, Paul	1938-41	Walters, John	1930-31
Lynch, George	1989-93	O'Koren, Mike	1976-80	Shaffer, Charlie	1961-64	Ward, Dick	1954-55
Lynch, Peter	1916-19	Okulaja, Ademola	1995-99	Shaffer, Dean	1980-81	Washington, Donald	1972-73
Lynn, Clyde	1994-96	Owens, Max	1997-2001	Shaffer, Lee	1957-60	Watkins, John	1926-27
				Sharpe, Bill	1926-27	Watson, Bill	1938-40
Madden, Kevin	1985-86, 87-90	<b>Paige, Marcus</b>	<b>2012-</b>	Shaver, Tony	1973-74	Watt, Lawrence	1924-25
Maddie, Bud	1950-54	Paine, George	1940-43	Shepard, Carlyle	1915-17, 19-21	Watts, Justin	2008-12
Mahler, Carl	1921-23	Parker, John	1912-13	Sher, Phil	1929-30	Wear, David	2009-10
Makkonen, Timo	1981-84	Patterson, Fred	1915-16	Shook, Bud	1941-42	Wear, Travis	2009-10
Manor, James	2012-	Patterson, Richard	1949-51	Shores, Tommy	1953-54	Weathers, Virgil	1931-34
Manuel, Jackie	2001-05	Paxton, Bob	1944-48	Shytle, Ed	1940-42	Webb, Ricky	1967-69
Markham, Bill	1930-33	Penton, Dan	1922-24	Sides, Bob	1924-27	Webster, Latch	1934-36
Markin, Walter	1944-45	Pepper, Mike	1977-81	<b>Simmons, Jackson</b>	<b>2011-</b>	Weinstein, Harvey	1946-48
Marks, Dan	1941-43	Peppers, Julius	1999-2001	Slater, John	1929-31	Wells, Darius	1948-51
Marpet, Artie	1928-31	Perkins, Aubrey	1925-28	Smith, Bill	1951-52	Westrom, Matt	1989-93
Marshall, Kendall	2010-12	Perkins, Sam	1980-84	Smith, James	1973-74	White, Bill	1948-51
Martin, Warren	1981-83, 84-86	Perry, Gales	1939-40	Smith, Julian	1939-42	White, Jim	1941-43, 45-47
Massey, Moulton	1915-16	Perry, Curtis "Sis"	1916-18, 21-22	Smith, Junius	1910-12	White, Kenny	1999-2000
Mathes, Albert	1937-40	Pessar, Hank	1938-41	Smith, Kenny	1983-87	<b>White, Stilman</b>	<b>2011-12</b>
May, David	1987-89	Petree, Terrence	2009-10	Smith, Larry	1991-92	Whitehead, Gra	1967-68
May, Sean	2002-05	Peters, Pete	1946-47	Smith, Mike	1964-66	Wideman, Frank	1942-44
McAdoo, James Michael	2011-	Peterson, Buzz	1981-85	Smith, Ranzino	1984-88	Wiel, Randy	1975-79
McAdoo, Robert	1971-72	Phelps, Derrick	1990-94	Smith, Winslow	1927-29, 30-31	Wiley, John	1927-28
McCabe, Gerry	1952-56	Phillips, Bob	1950-53	Smithwick, Jim	1963-66	Wilkins, Thomas	2005-06
McCachren, Dave	1931-34	Phipps, John	1931-32	Snyder, Roy	1940-41	Williams, Donald	1991-95
McCachren, George "Toad"	1940-43	Poole, Barney	1943-44	Sprague, Pete	1953-54	Williams, Jawad	2001-05
McCachren, Jim	1933-36	Poole, Jim	1943-44	Spurlock, Harold	1944-46	Williams, Lloyd	1920-22
McCachren, William	1936-37, 38-39	Poole, Jimmy	1922-25	Stackhouse, Jerry	1993-95	Williams, Marvin	2004-05
McCants, Rashad	2002-05	Poole, Grey	1957-60	Stahl, Ed	1972-75	Williams, Scott Carmichael	1997-99
McComb, Ken	1960-61	Popson, Dave	1983-87	Stallard, Sam	1943-44	Williams, Scott Christopher	1986-90
McDonald, Leslie	2009-	Poteet, Yogi	1959-61, 62-63	Stanley, Ray	1957-60	Williams, Shammond	1994-98
McDonald, Monk	1920-24	Potts, Ramsey	1935-37	Stein, Lewis	1911-12	Wilson, Don	1941-42
McDonald, Sam	1922-25	Pou, James	1913-14	Stephenson, Glen	1952-53	Wilson, Glenn	1925-26
McDuffie, Lewis "Mac"	1916-17	Powell, Jack	1952-53	Stephenson, Travis	1991-93	Winstead, Skippy	1951-54
McInnis, Jeff	1993-96	Prevatte, Dick	1928-29	Stepheson, Alex	2006-08	Wolf, Jeff	1976-80
McKinney, Horace "Bones"	1945-46	Previs, Steve	1969-72	Stevenson, Buster	1943-44, 45-46	Wolf, Joe	1983-87
McKnight, Roy	1910-12	Price, Damien	2001-04	Stirnweiss, George "Snuffy"	1937-38	Wood, Al	1977-81
McLamb, Phillip	2001-04	Price, Henry "Red"	1926-29	Stoopack, Chester "Red"	1936-38	Wood, Billy	1942-43
McNairy, Charlie	1994-97	Propst, Floyd	1951-52	Strickland, Dexter	2009-13	Wood, Surry	2005-08
McSweeney, Bryan	1961-64	Purser, Carr	1925-28	Suggs, Reid	1940-42	Woodall, Ches	1919-21
<b>Meeks, Kennedy</b>	<b>2013-</b>	Purser, John	1921-25	Sullivan, Pat	1990-93, 94-95	Wooten, Jack	2007-09
Melendez, Orlando	1997-02	Quigg, Joe	1955-57	Sullivan, Ryan	1995-97	Worley, Dick	1937-39
Mendler, John	1944-45			Sutton, Ed	1954-55	Worthy, James	1979-82
Meroney, Dave "Red"	1936-37	Race, George	1927-28, 29-30	Swartzberg, Fred	1946-48	Wright, Brandon	2006-07
Miles, Hall	1945-47	Radovich, Tony	1952-57			Wright, Hank	1935-37
Miller, Bill	1947-48	Ragan, Bill	1925-26	Tandy, George "Yank"	1913-16	Wright, T.B.	1921-22
Miller, Jonathan	2002-04	Rainey, John	1935-36	Tanner, J.B.	2007-09	Wuycik, Dennis	1969-72
Miller, Larry	1965-68	Ramsey, Frank	1934-35	Tanner, Frank	2012-13		
Miller, Wes	2004-07	Ranson, Lucius	1912-13	Taylor, Bill	1962-63	Yokley, John	1963-66
Minor, William "Ike"	1931-33, 34-35	Ravenel, Sam	1917-18	Taylor, Cooper	1951-52, 53-54	Yonakor, Rich	1976-80
Mirken, Mark	1964-67	Redding, Frank	1949-52	Teague, Ed	1943-44	Young, Bob	1954-57
Mitchell, Norm	1947-49	Redmon, Herman	1912-13	Tennent, Charles "Buzz"	1916-18		
Mock, Bernie	1943-44	Reese, Brian	1990-94	Tennent, George "Raby"	1913-17	Zaiser, Eugene	1932-33
Moe, Donnie	1965-67	Reid, Garrison	1929-30	Terrell, Simon	1948-50	Zaliagirris, Tom	1974-78
Moe, Doug	1958-61	Reid, J.R.	1986-89	Terry, Reyshaw	2003-07	Zeller, Tyler	2008-12
Montross, Eric	1990-94	Respass, Ray	1962-65	Thomas, Gene	1946-47	Zwikker, Serge	1993-97
Moody, Patrick	2007-09	Rice, King	1987-91	Thomas, Quentin	2004-08		
Moody, Wade	2012-	Ritch, Marvin "Philly"	1910-11	Thompson, Clive	1944-45		
Moore, James	1929-31	Robbins, Austin	1939-40	Thompson, Deon	2006-10		
Moore, Jim	1963-64, 65-66	Roberson, Foy	1937-40	Thorne, Charlie	1948-51		
Morris, Cliff	1983-85	Robinson, Denzel	2012-	Thorne, Taylor	1942-43, 45-48		
Morris, John	1917-21	Robinson, Lynwood	1981-83	Thornton, Thomas	2009-10		

*The all-time roster includes any player who appeared in at least one game for the Tar Heels.*

## YEAR-BY-YEAR RECORDS

Year	Overall W-L	Southern Conference W-L	SC Tournament Finish	Writers Poll	Coaches Poll	Postseason Results	Head Coach	Captains
1910-11	7-4						Nat Cartmell	Marvin Ritch
1911-12	4-5						Nat Cartmell	Junius Smith
1912-13	4-7						Nat Cartmell	Ben Edwards
1913-14	10-8						Nat Cartmell	Meb Long
1914-15	6-10						Charles Doak	Meb Long
1915-16	12-6						Charles Doak	John Johnson
1916-17	5-4						Howell Peacock	George Tennent
1917-18	9-3						Howell Peacock	George Tennent
1918-19	9-7						Howell Peacock	Reynolds Cuthbertson
1919-20	7-9						Fred Boye	Billy Carmichael
1920-21	12-8						Fred Boye	Carlyle Shepard
1921-22	15-6	3-3, Tied 7th	Champion				No Coach	Cartwright Carmichael
1922-23	15-1	5-0, Tied 1st	Second Round				No Coach	Monk McDonald
1923-24	26-0	7-0, Tied 1st	Champion				Norman Shepard	Winton Green
1924-25	20-5	8-0, 1st	Champion				Monk McDonald	Jack Cobb
1925-26	20-5	7-0, Tied 1st	Champion				Harlan Sanborn	Bill Dodderer
1926-27	17-7	7-3, 8th	Semifinalist				James Ashmore	Bunn Hackney
1927-28	17-2	8-1, Tied 3rd	Round of 16				James Ashmore	Billy Morris
1928-29	17-8	12-2, 2nd	Quarterfinalist				James Ashmore	Rufus Hackney, Nap Lufty
1929-30	14-11	4-7, 16th	Round of 16				James Ashmore	Puny Harper
1930-31	15-9	6-6, Tied 9th	Quarterfinalist				James Ashmore	Artie Marpet
1931-32	16-5	6-3, Tied 5th	Finalist				George Shepard	Tom Alexander
1932-33	12-5	5-3, Tied 5th	Semifinalist				George Shepard	Wilmer Hinees
1933-34	18-4	12-2, Tied 2nd	Semifinalist				George Shepard	Dave McCachren
1934-35	23-2	12-1, 1st	Champion				George Shepard	Stewart Aiken
1935-36	21-4	13-3, 2nd	Champion				Walter Skidmore	Jim McCachren
1936-37	18-5	14-3, 2nd	Finalist				Walter Skidmore	Earl Ruth
1937-38	16-5	13-3, 1st	Quarterfinalist				Walter Skidmore	Earl Ruth
1938-39	10-11	8-7, 7th	First Round				Walter Skidmore	Bill McCachren
1939-40	23-3	11-2, 2nd	Champion				Bill Lange	Ben Dilworth
1940-41	19-9	14-1, 1st	Quarterfinalist			NCAA Final 8	Bill Lange	George Glamack, Jim Howard
1941-42	14-9	9-5, 7th	Quarterfinalist				Bill Lange	Bob Rose
1942-43	12-10	8-9, 11th	Did Not Compete				Bill Lange	George McCachren, George Payne
1943-44	17-10	9-1, 1st	Finalist				Bill Lange	Game Captains
1944-45	22-6	11-3, 4th	Champion				Ben Carnevale	Game Captains
1945-46	30-5	13-1, 1st	Semifinalist			NCAA Finalist	Ben Carnevale	Lew Hayworth
1946-47	19-8	10-2, 2nd	Finalist				Tom Scott	Jim Hamilton, Jim White
1947-48	20-7	11-4, 3rd	Semifinalist				Tom Scott	Bob Paxton
1948-49	20-8	13-5, 3rd	Semifinalist				Tom Scott	Dan Nymicz
1949-50	17-12	13-6, 5th	Quarterfinalist				Tom Scott	Nemo Nearman
1950-51	12-15	9-8, 9th	Did Not Compete				Tom Scott	Hugo Kappler, Charlie Thorn
1951-52	12-15	8-11, 11th	Did Not Compete				Tom Scott	Howard Deasy
1952-53	17-10	15-6, 8th	Quarterfinalist				Frank McGuire	Vince Grimaldi, Jack Wallace

**SOUTHERN CONFERENCE TOTALS:**

43 seasons 304-111 (73.3)

9 Regular-Season Titles, 8 Tournament Championships

1 Helms Foundation national championship (1923-24)

Year	Overall W-L	ACC W-L	ACC Tournament Finish	Writers Poll	Coaches Poll	Postseason Results	Head Coach	Captains
1953-54	11-10	5-6, 5th	Quarterfinalist				Frank McGuire	Game Captains
1954-55	10-11	8-6, Tied 4th	Quarterfinalist				Frank McGuire	Al Lifson, Paul Likens
1955-56	18-5	11-3, Tied 1st	Semifinalist	13th	11th		Frank McGuire	Jerry Vayda
1956-57	32-0	14-0, 1st	Champion	1st	1st	NCAA Champs	Frank McGuire	Lennie Rosenbluth
1957-58	19-7	10-4, Tied 2nd	Finalist	13th	12th		Frank McGuire	Pete Brennan
1958-59	20-5	12-2, Tied 1st	Finalist	9th	6th	NCAA 1st Round	Frank McGuire	Danny Lotz
1959-60	18-6	12-2, Tied 1st	Semifinalist		14th		Frank McGuire	Harvey Salz
1960-61	19-4	12-2, 1st	Did Not Compete	5th	6th		Frank McGuire	Doug Moe, York Larese, Dick Kepley
1961-62	8-9	7-7, Tied 4th	Quarterfinalist				Dean Smith	Jim Hudock
1962-63	15-6	10-4, 3rd	Semifinalist				Dean Smith	Larry Brown, Yogi Poteet
1963-64	12-12	6-8, 5th	Semifinalist				Dean Smith	Mike Cooke, Charlie Shaffer
1964-65	15-9	10-4, Tied 2nd	Quarterfinalist				Dean Smith	Billy Cunningham
1965-66	16-11	8-6, Tied 3rd	Semifinalist				Dean Smith	Bob Bennett, John Yokley
1966-67	26-6	12-2, 1st	Champion	4th	3rd	NCAA 4th Place	Dean Smith	Tom Gauntlett, Bob Lewis
1967-68	28-4	12-2, 1st	Champion	4th	4th	NCAA Finalist	Dean Smith	Larry Miller
1968-69	27-5	12-2, 1st	Champion	4th	2nd	NCAA 4th Place	Dean Smith	Joe Brown, Bill Bunting, Rusty Clark, Dick Grubar, Gerald Tuttle
1969-70	18-9	9-5, Tied 2nd	Quarterfinalist			NIT First Round	Dean Smith	Jim Delany, Eddie Fogler, Charles Scott
1970-71	26-6	11-3, 1st	Finalist	13th	13th	NIT Champion	Dean Smith	Lee Dedmon, Dale Gipple
1971-72	26-5	9-3, 1st	Champion	2nd	2nd	NCAA 3rd Place	Dean Smith	Steve Previs, Dennis Wuycik
1972-73	25-8	8-4, 2nd	First Round	11th	12th	NIT 3rd Place	Dean Smith	Donn Johnston, George Karl
1973-74	22-6	9-3, Tied 2nd	Semifinalist	12th	8th	NIT First Round	Dean Smith	Darrell Elston, Bobby Jones
1974-75	23-8	8-4, Tied 2nd	Champion	9th	10th	NCAA Final 16	Dean Smith	Mickey Bell, Brad Hoffman, Ed Stahl
1975-76	25-4	11-1, 1st	Finalist	8th	6th	NCAA 1st Rd.	Dean Smith	Bill Chambers, Dave Hanners, Mitch Kupchak



Overall Year	ACC W-L	ACC Tournament W-L	Finish	Writers Poll	Coaches Poll	Postseason Results	Head Coach	Captains
1976-77	28-5	9-3, 1st	Champion	5th	3rd	NCAA Finalist	Dean Smith	Bruce Buckley, Woody Coley, Walter Davis, John Kuester, Tommy LaGarde
1977-78	23-8	9-3, 1st	Semifinalist	16th	10th	NCAA 1st Rd.	Dean Smith	Phil Ford, Tom Zaliagirris
1978-79	23-6	9-3, Tied 1st	Champion	9th	3rd	NCAA 2nd Rd.	Dean Smith	Dudley Bradley, Ged Doughton
1979-80	21-8	9-5, Tied 2nd	Semifinalist	15th	15th	NCAA 2nd Rd.	Dean Smith	Dave Colescott, Mike O'Koren, John Virgil, Jeff Wolf, Rich Yonakor
1980-81	29-8	10-4, 2nd	Champion	6th	6th	NCAA Finalist	Dean Smith	Pete Budko, Eric Kenny, Mike Pepper, Al Wood
1981-82	32-2	12-2, Tied 1st	Champion	1st	1st	NCAA Champion	Dean Smith	Jeb Barlow, Jimmy Black, Chris Brust
1982-83	28-8	12-2, Tied 1st	Semifinalist	8th	8th	NCAA Final 8	Dean Smith	Jim Braddock
1983-84	28-3	14-0, 1st	Semifinalist	1st	1st	NCAA Final 16	Dean Smith	Matt Doherty, Cecil Exum, Sam Perkins
1984-85	27-9	9-5, Tied 1st	Finalist	7th	7th	NCAA Final 8	Dean Smith	Buzz Peterson
1985-86	28-6	10-4, 3rd	Quarterfinalist	8th	8th	NCAA Final 16	Dean Smith	Brad Daugherty, Steve Hale
1986-87	32-4	14-0, 1st	Finalist	2nd	3rd	NCAA Final 8	Dean Smith	Kenny Smith, Joe Wolf
1987-88	27-7	11-3, 1st	Finalist	7th	8th	NCAA Final 8	Dean Smith	Joe Jenkins, Ranzino Smith
1988-89	29-8	9-5, Tied 2nd	Champion	5th	4th	NCAA Final 16	Dean Smith	Steve Bucknall, Jeff Lebo
1989-90	21-13	8-6, Tied 3rd	Quarterfinalist			NCAA Final 16	Dean Smith	Kevin Madden, Scott Williams
1990-91	29-6	10-4, 2nd	Champion	4th	4th	NCAA Final 4	Dean Smith	Pete Chicut, Rick Fox, King Rice
1991-92	23-10	9-7, 3rd	Finalist	18th	12th	NCAA Final 16	Dean Smith	Hubert Davis
1992-93	34-4	14-2, 1st	Finalist	4th	1st	NCAA Champion	Dean Smith	George Lynch, Henrik Rodl
1993-94	28-7	11-5, 2nd	Champion	1st	9th	NCAA 2nd Rd.	Dean Smith	Eric Montross, Derrick Phelps
1994-95	28-6	12-4, 1st	Finalist	4th	3rd	NCAA Final 4	Dean Smith	Pearce Landry, Pat Sullivan, Donald Williams
1995-96	21-11	10-6, 3rd	Quarterfinalist	25th	24th	NCAA 2nd Rd.	Dean Smith	Dante Calabria
1996-97	28-7	11-5, Tied 2nd	Champion	4th	4th	NCAA Final 4	Dean Smith	Serge Zwikker, Shammond Williams
1997-98	34-4	13-3, 2nd	Champion	1st	3rd	NCAA Final 4	Bill Guthridge	Shammond Williams, Makhtar Ndiaye
1998-99	24-10	10-6, 3rd	Finalist	13th	18th	NCAA 1st Rd.	Bill Guthridge	Ademola Okulaja
1999-00	22-14	9-7, Tied 3rd	Quarterfinalist		11th	NCAA Final 4	Bill Guthridge	Ed Cota
2000-01	26-7	13-3, Tied 1st	Finalist	6th	10th	NCAA 2nd Rd.	Matt Doherty	Brendan Haywood
2001-02	8-20	4-12, Tied 7th	Quarterfinalist				Matt Doherty	Jason Capel, Kris Lang
2002-03	19-16	6-10, Tied 6th	Semifinalist			NIT Quarterfinalist	Matt Doherty	Jonathan Holmes, Will Johnson
2003-04	19-11	8-8, 5th	Quarterfinalist	18th	22nd	NCAA 2nd Rd.	Roy Williams	(no captains selected)
2004-05	33-4	14-2, 1st	Semifinalist	2nd	1st	NCAA Champion	Roy Williams	Jackie Manuel, Melvin Scott, Jawad Williams
2005-06	23-8	12-4, 2nd	Semifinalist	10th	14th	NCAA 2nd Rd.	Roy Williams	David Noel, Byron Sanders
2006-07	31-7	11-5, Tied 1st	Champion	4th	Tied 5th	NCAA Final 8	Roy Williams	Wes Miller, Reyshawn Terry
2007-08	36-3	14-2, 1st	Champion	1st	Tied 3rd	NCAA Final 4	Roy Williams	Quentin Thomas, Marcus Ginyard
2008-09	34-4	13-3, 1st	Semifinalist	2nd	1st	NCAA Champion	Roy Williams	Bobby Frasor, Danny Green, Tyler Hansbrough
2009-10	20-17	5-11, Tied 9th	First Round			NIT Finalist	Roy Williams	Marcus Ginyard, Deon Thompson
2010-11	29-8	14-2, 1st	Finalist	7th	8th	NCAA Final 8	Roy Williams	Justin Knox, Justin Watts, Tyler Zeller
2011-12	32-6	14-2, 1st	Finalist	4th	6th	NCAA Final 8	Roy Williams	Justin Watts, Tyler Zeller
2012-13	25-11	12-6, 3rd	Finalist			NCAA 3rd Rd.	Roy Williams	Dexter Strickland, Reggie Bullock, James Michael McAdoo
2013-14	24-10	13-5, Tied 3rd	Quarterfinalist	19th	21st	NCAA 3rd Rd.	Roy Williams	James Michael McAdoo, Marcus Paige

## OVERALL &amp; ACC TOTALS

104 seasons 2,114-755 (73.7) 633-252 (71.5)

29 ACC Regular-Season Titles 46 Top-25 Media Poll Finishes

48 Top-25 Coaches Poll Finishes

45 NCAA, 6 NIT Appearances

17 ACC Tournament Championships

Five NCAA Championships 18 NCAA Final Fours



A photo from the pro alumni game played during the celebration of the 100th year of Carolina basketball in September 2009.

# RESULTS IN THE ROY WILLIAMS ERA

(Note: Scores from previous years are available at GoHeels.com)

\*Indicates overtime game  
 \*\*Indicates double-overtime game  
 \*\*\*Indicates triple-overtime game

**2003-04**

**Record: 19-11; H: 12-2; A: 4-7; N: 3-2**  
**ACC 8-8, 5th Place**  
**NCAA Second Round**  
**Coach: Roy Williams**

N22 Old Dominion (9/-)	H	W	90-64
N24 at Davidson (9/-)	CHAR	W	91-68
N29 at Cleveland St. (9/-)	A	W	82-76
<b>ACC-Big Ten Challenge</b>			
D2 Illinois (10/11)	GBO	W	88-81
D7 George Mason (10/-)	H	W	115-81
D14 Akron (7/-)	H	W	64-53
D20 Wake Forest (4/14)	H	L***	114-119
D28 UNC Wilmington (9/-)	MYR	W	71-54
D30 Coastal Carolina (9/-)	H	W	105-72
J3 at Kentucky (9/8)	A	L	56-61
J7 Miami (12/-)	H	W	89-64
J11 Georgia Tech (12/8)	H	W	103-88
J14 at Maryland (9/-)	A	L	84-90
J17 Connecticut (9/1)	H	W	86-83
J21 Florida State (7/-)	A	L*	81-90
J24 Virginia (7/-)	H	W	96-77
J28 NC State (12/-)	H	W	68-66
J31 at Clemson (12/-)	A	L	72-81
F5 Duke (17/1)	H	L*	81-83
F7 at Wake Forest (17/16)	A	W	79-73
F10 at Ga. Tech (14/15)	A	L	77-88
F15 Maryland (14/-)	H	W	97-86
F21 Florida State (16/-)	H	W	78-71
F24 at Virginia (12/-)	A	L	72-74
F29 at NC State (12/14)	A	W	71-64
M2 Clemson (14/-)	H	W	69-53
M6 at Duke (14/3)	A	L	65-70
<b>ACC Tournament</b>			
M12 Georgia Tech (16/14)	GBO	L	82-83
<b>NCAA South Regional</b>			
M18 Air Force (18/-)	DEN	W	63-52
M20 Texas (18/12)	DEN	L	75-78

**Monogram Winners:** Justin Bohlander, Raymond Felton, Damion Grant, Jesse Holley, C.J. Hooker, Jackie Manuel, Sean May, Rashad McCants, Phillip McLamb, Jonathan Miller, David Noel, Damien Price, Byron Sanders, Melvin Scott, Reyshawn Terry, Jawad Williams

**2004-05**

**Record: 33-4; H: 15-0 A: 8-2 N: 10-2**  
**ACC 14-2, 1st Place**  
**NCAA Champion**  
**Coach: Roy Williams**

N19 Santa Clara (4/-)	OAK	L	66-77
<b>Maui Invitational</b>			
N22 BYU (11/-)	MAUI	W	86-50
N23 Tennessee (11/-)	MAUI	W	94-81
N24 Iowa (11/-)	MAUI	W	106-92
N28 S. California (11/-)	H	W	97-65

Bob Donnan



**Seniors Melvin Scott, Jawad Williams & Jackie Manuel won the 2005 NCAA title.**

**ACC-Big Ten Challenge**

D1 Indiana (9/-)	A	W	70-63
D4 Kentucky (9/8)	H	W	91-78
D12 Loyola (8/-)	H	W	109-60
D19 Virginia Tech (5/-)	A	W	85-51
D21 Vermont (4/-)	H	W	93-65
D28 UNC Wilmington (9/-)	H	W	96-75
D30 Cleveland State (4/-)	H	W	107-64
J2 Wm. & Mary (4/-)	H	W	105-66
J8 Maryland (3/22)	H	W	109-75
J12 Georgia Tech (3/8)	H	W	91-69
J15 Wake Forest (3/4)	A	L	82-95
J19 Clemson (6/-)	A	W	77-58
J22 Miami (6/-)	H	W	87-67
J29 Virginia (3/-)	A	W	110-76
F3 NC State (2/-)	H	W	95-71
F6 Florida State (2/-)	A	W	81-60
F9 Duke (2/7)	A	L	70-71
F13 Connecticut (2/19)	HTF	W	77-70
F16 Virginia (4/-)	H	W	85-61
F19 Clemson (4/-)	H	W	88-56
F22 NC State (2/-)	A	W	81-71
F27 Maryland (2/-)	A	W	85-83
M3 Florida State (2/-)	H	W	91-76
M6 Duke (2/6)	H	W	75-73
<b>ACC Tournament</b>			
M11 Clemson (2/-)	DC	W	88-81
M12 Georgia Tech (2/-)	DC	L	75-78
<b>NCAA East Regional</b>			
M18 Oakland (2/-)	CHAR	W	96-68
M20 Iowa State (2/-)	CHAR	W	92-65
M25 Villanova (2/19)	SYR	W	67-66
M27 Wisconsin (2/20)	SYR	W	88-82
<b>NCAA Final Four</b>			
A2 Michigan St. (2/15)	STL	W	87-71
A4 Illinois (2/1)	STL	W	75-70

**Monogram Winners:** Charlie Everett, Raymond Felton, Brooks Foster, Damion Grant, Jesse Holley, C.J. Hooker, Jackie Manuel, Sean May, Rashad McCants, Wes Miller, David Noel, Byron Sanders, Melvin Scott, Reyshawn Terry, Quentin Thomas, Jawad Williams, Marvin Williams

**2005-06**

**Record: 23-8; H: 13-4 A: 8-2 N: 2-2**  
**ACC 12-4, 2nd Place**  
**NCAA Second Round**  
**Coach: Roy Williams**

N19 Gardner-Webb	H	W	83-80
N22 Cleveland State	H	W	112-55
N25 UC Santa Barbara	H	W	83-66
N29 Illinois (-/12)	H	L	64-68
D3 Kentucky (-/10)	A	W	83-79
D7 Saint Louis (23/-)	H	W	75-63
D17 Santa Clara (19/-)	H	W	76-58
D21 S. California (17/-)	A	L	59-74
D28 UNC Asheville (23/-)	H	W	89-47
J3 Davidson (25/-)	H	W	82-58
J7 NC State (25/13)	H	W	82-69
J10 Virginia Tech (20/-)	A	W	64-61
J14 Miami (20/-)	H	L	70-81
J19 Virginia (24/-)	A	L	68-72
J22 Florida State (24/-)	A	W	81-80
J25 Boston College (-/20)	H	L	74-81
J28 Arizona	H	W	86-69
F2 Maryland	A	W	77-62
F4 Clemson	H	W	76-61
F7 Duke (23/2)	H	L	83-87
F12 Miami (23/-)	A	W	80-70
F15 Georgia Tech (23/-)	H	W	82-75
F19 Wake Forest (23/-)	A	W	83-72
F22 NC State (21/15)	A	W	95-71
F26 Maryland (21/-)	H	W	81-57
M1 Virginia (13/-)	H	W	99-54
M4 Duke (13/1)	A	W	83-76
<b>ACC Tournament</b>			
M10 Virginia (10/-)	GBO	W	79-67
M11 Boston College (10/11)	GBO	L	82-85
<b>NCAA East Regional</b>			
M17 Murray State (10/-)	DAY	W	69-65
M19 George Mason (10/-)	DAY	L	60-65

**Monogram Winners:** Dewey Burke, Mike Copeland, Bobby Frasor, Marcus Ginyard, Danny Green, Tyler Hansbrough, Wes Miller, David Noel, Will Robinson, Byron Sanders, Reyshawn Terry, Quentin Thomas, Thomas Wilkins, Surry Wood

**2006-07**

**Record: 31-7; H: 16-1 A: 6-4 N: 9-2**  
**ACC 11-5, Tied 1st Place**  
**NCAA Final Eight**  
**Coach: Roy Williams**

<b>Preseason NIT Tipoff</b>			
N14 Sacred Heart (2/-)	CHAR	W	103-81
N15 Winthrop (2/-)	CHAR	W	73-66
N19 Gardner-Webb (2/-)	H	W	103-50
<b>Preseason NIT Tipoff</b>			
N22 Gonzaga (2/-)	NYC	L	74-82
N24 Tennessee (2-22)	NYC	W	101-87
<b>ACC-Big Ten Challenge</b>			
N29 Ohio State (7/3)	H	W	98-89
D2 Kentucky (7/-)	H	W	75-63
D9 High Point (3/-)	H	W	94-69
D16 UNC Asheville (3/-)	H	W	93-62
D19 Florida Atlantic (2/-)	H	W	105-52
D22 Saint Louis (2/-)	A	W	69-48
D28 Rutgers (2/-)	H	W	87-48
D31 Dayton (2/-)	H	W	81-51
J2 Penn (2/-)	H	W	102-64
J7 Florida State (2/-)	H	W	84-58
J10 Virginia (1/-)	H	W	79-69
J13 Virginia Tech (1/-)	A	L	88-94
J17 Clemson (4/19)	A	W	77-55
J20 Georgia Tech (4/-)	H	W	77-61
J24 Wake Forest (4/-)	A	W	88-60
J27 Arizona (4/17)	A	W	92-64
J31 Miami (3/-)	H	W	105-64
F2 NC State (3/-)	A	L	79-83
F7 Duke (5/16)	A	W	79-73
F10 Wake Forest (5/-)	H	W	104-67
F13 Virginia Tech (4/-)	H	L*	80-81
F17 Boston College (4/-)	A	W	77-72
F21 NC State (5/-)	H	W	83-64
F25 Maryland (5/-)	A	L	87-89
M1 Georgia Tech (8/-)	A	L	77-84
M4 Duke (8/14)	H	W	86-72
<b>ACC Tournament</b>			
M9 Florida State (8/-)	SPF	W	73-58
M10 Boston College (8/-)	SPF	W	71-56
M11 NC State (8/-)	SPF	W	89-80
<b>NCAA East Regional</b>			
M15 Eastern Kentucky (4/-)W-S	W	86-65	
M17 Michigan State (4/-)	W-S	W	81-67
M23 S. California (4/23)	ERNJ	W	74-64
M25 Georgetown (4/8)	ERNJ	L*	84-96

**Monogram Winners:** Dewey Burke, Mike Copeland, Wayne Ellington, Bobby Frasor, Marcus Ginyard, Danny Green, Tyler Hansbrough, Ty Lawson, Wes Miller, Alex Stepheson, Reyshawn Terry, Quentin Thomas, Deon Thompson, Surry Wood, Brandon Wright

**2007-08**

**Record: 36-3; H: 14-2 A: 13-0 N: 9-1**  
**ACC 14-2, 1st Place**  
**NCAA Final Four**  
**Coach: Roy Williams**

N14 Davidson (1/-)	A	W	72-68
<b>Las Vegas Invitational</b>			
N18 Iona (1/-)	H	W	107-72
N20 SC State (1/-)	H	W	110-64
N23 Old Dominion (1-)	LV	W	99-82
N24 BYU (1/-)	LV	W	73-63
<b>ACC-Big Ten Challenge</b>			
N28 Ohio State (1/-)	A	W	66-55
D1 Kentucky (1/-)	A	W	86-77
D4 Penn (1/-)	A	W	106-71
D16 Rutgers (1/-)	A	W	93-71
D19 Nicholls (1/-)	H	W	88-78
D22 UC Santa Barbara (1/-)	H	W	105-70
D27 Nevada (1/-)	H	W	106-70
D30 Valparaiso (1/-)	H	W	90-58
J2 Kent State (1/-)	H	W	90-61
J6 Clemson (1/19)	A	W*	90-88
J9 UNC Asheville (1/-)	H	W	93-81
J12 NC State (1/-)	H	W	93-62
J16 Georgia Tech (1/-)	A	W	83-82
J19 Maryland (1/-)	H	L	80-82
J23 Miami (5/-)	A	W	98-82
J31 Boston College (4/-)	H	W	91-69
F3 Florida State (4/-)	A	W*	84-73
F6 Duke (3/2)	H	L	78-89
F10 Clemson (3/-)	H	W**	103-93
F12 Virginia (5/-)	A	W	75-74
F16 Virginia Tech (5/-)	H	W	92-53
F20 NC State (3/-)	A	W	84-70
F24 Wake Forest (3/-)	H	W	89-73
M1 Boston College (3/-)	A	W	90-80
M4 Florida State (1/-)	H	W	90-77
M8 Duke (1/6)	A	W	76-68



**National Player of the Year and NCAA champ Tyler Hansbrough**

**ACC Tournament**

M14 Florida State (1/-)	CHAR	W	82-70
M15 Virginia Tech (1/-)	CHAR	W	68-66
M16 Clemson (1/22)	CHAR	W	86-81
<b>NCAA East Regional</b>			
N21 Mt. St. Mary's (1/-)	RAL	W	113-74
M23 Arkansas (1/-)	RAL	W	108-77
M27 Washington St (1/21)	CHAR	W	68-47
M29 Louisville (1/13)	CHAR	W	83-73
<b>NCAA Final Four</b>			
A5 Kansas (1/4)	SA	L	66-84

**Monogram Winners:** Marc Campbell, Mike Copeland, Wayne Ellington, Bobby Frasor, Marcus Ginyard, Will Graves, Danny Green, Tyler Hansbrough, Ty Lawson, Greg Little, Patrick Moody, Alex Stepheson, J.B. Tanner, Quentin Thomas, Deon Thompson, Surry Wood, Jack Wooten

**2008-09**

**Record: 34-4; H: 14-1 A: 8-2 N: 12-1**  
**ACC 13-3, 1st Place**  
**NCAA Champion**  
**Coach: Roy Williams**

N15 Penn (1/-)	H	W	86-71
N18 Kentucky (1/-)	H	W	77-58
N21 UC Santa Barbara (1/-)	A	W	84-67
<b>EA Sports Maui Invitational</b>			
N24 Chamaine (1/-)	MAUI	W	115-70
N25 Oregon (1/-)	MAUI	W	98-69
N26 Notre Dame (1/8)	MAUI	W	102-87
N30 UNC Asheville (1/-)	H	W	116-48
<b>ACC-Big Ten Challenge</b>			
D3 Michigan State (1/13)	DET	W	98-63
D13 Oral Roberts (1/-)	H	W	100-84
D18 Evansville (1/-)	H	W	91-73
D20 Valparaiso (1/-)	CHI	W	85-63
D28 Rutgers (1/-)	H	W	97-75
D31 Nevada (1/-)	A	W	84-61
J4 Boston College (1/-)	H	L	78-85
J7 Coll of Charleston (1/-)	H	W	108-70
J11 Wake Forest (3/4)	A	L	89-92
J15 Virginia (5/-)	A	W	83-61
J17 Miami (5/-)	H	W	82-65
J21 Clemson (5/10)	H	W	94-70
J28 Florida State (5/-)	A	W	80-77
J31 NC State (5/-)	A	W	93-76
F3 Maryland (3/-)	H	W	108-91
F7 Virginia (3/-)	H	W	76-61
F11 Duke (3/6)	A	W	101-87
F15 Miami (3/-)	A	W	69-65
F18 NC State (3/-)	H	W	89-80
F21 Maryland (3/-)	A	L*	85-88
F28 Georgia Tech (4/-)	H	W	104-74
M4 Virginia Tech (2/-)	A	W	86-78
M8 Duke (2/7)	H	W	79-71
<b>ACC Tournament</b>			
M13 Virginia Tech (1/-)	ATL	W	79-76
M14 Florida State (1/22)	ATL	L	70-73
<b>NCAA South Regional</b>			
M19 Radford (2/-)	GBO	W	101-58
M21 LSU (2/21)	GBO	W	84-70
M27 Gonzaga (2/10)	MEM	W	98-77
M29 Oklahoma (2/8)	MEM	W	72-60
<b>NCAA Final Four</b>			
A4 Villanova (2/11)	DET	W	83-69

A6 Michigan State (2/7) DET W 89-72

Jeffrey Camarati

**Monogram Winners:** Marc Campbell, Mike Copeland, Ed Davis, Larry Drew II, Wayne Ellington, Bobby Frasier, Marcus Ginyard, Will Graves, Danny Green, Tyler Hansbrough, Ty Lawson, Patrick Moody, J.B. Tanner, Deon Thompson, Justin Watts, Jack Wooten, Tyler Zeller

2009-10

Record: 20-17; H: 14-5; A: 4-8; N: 2-4  
ACC 5-11, Tied 10th Place

NIT Finalist

Coach: Roy Williams

Coaches vs. Cancer

N9 FIU (6/-)	H	W	88-72
N11 NC Central (6/-)	H	W	89-42
N15 Valparaiso (6/-)	H	W	88-77

Coaches vs. Cancer

N19 Ohio State (6/15)	NYC	W	77-73
N20 Syracuse (6/-)	NYC	L	71-87
N23 Gardner-Webb (11/-)	H	W	93-72
N29 Nevada (11/-)	H	W	80-73

ACC/Big Ten Challenge

D1 Michigan State (10/9)	H	W	89-82
D5 Kentucky (10/5)	A	L	66-68
D12 Presbyterian (11/-)	H	W	103-64
D19 Texas (10/2)	ARL	L	90-103
D22 Marshall (10/-)	H	W	98-61
D28 Rutgers (9/-)	H	W	81-67
D30 Albany (9/-)	H	W	87-70
J4 Coll. of Charleston (9/-)	A	L*	79-82
J10 Virginia Tech (9/-)	H	W	78-64
J13 Clemson (12/24)	A	L	64-83
J16 Georgia Tech (12/20)	H	L	71-73
J20 Wake Forest (12/-)	H	L	69-82
J26 NC State (-/-)	A	W	77-63
J31 Virginia Tech (-/-)	H	L	60-75
F4 Virginia Tech (-/-)	A	L	70-74
F7 Maryland (-/-)	A	L	71-92
F10 Duke (-/8)	H	L	54-64
F13 NC State (-/-)	H	W	74-61
F16 Georgia Tech (-/-)	A	L	51-68
F20 Boston College (-/-)	A	L	67-71
F24 Florida State (-/-)	H	L	67-77
F27 Wake Forest (-/-)	A	W	77-68
M2 Miami (-/-)	H	W	69-62
M6 Duke (-/4)	A	L	50-82

ACC Tournament

M11 Georgia Tech (-/-)	GBO	L	58-62
------------------------	-----	---	-------

NIT

M16 William and Mary (-/-)	H^	W	80-72
M20 Mississippi State (-/-)	A	W	76-74
M23 UAB (-/-)	A	W	60-55
M30 Rhode Island (-/-)	NYC	W*	68-67
A1 Dayton (-/-)	NYC	L	68-79

^ denotes home game played in Carmichael Arena

**Monogram Winners:** Marc Campbell, Ed Davis, Larry Drew II, James Gallagher, Marcus Ginyard, Will Graves, John Henson, Leslie McDonald, Terrence Petree, Dexter Strickland, Deon Thompson, Thomas Thornton, Justin Watts, David Wear, Travis Wear, Tyler Zeller

2010-11

Record: 29-8; H: 15-0; A: 7-3; N: 7-5  
ACC 14-2, 1st Place

NCAA East Final Eight  
Coach: Roy Williams

N12 Lipscomb (8/-)	H	W	80-66
--------------------	---	---	-------

EA Sports Puerto Rico Tip-Off

N18 Hofstra (8/-)	PR	W	107-63
N19 Minnesota (8/-)	PR	L	67-72
N21 Vanderbilt (8/-)	PR	L	65-72
N23 UNC Asheville (25/-)	H	W	80-69
N28 Coll. of Charleston (25/-)	H	W	74-69

ACC/Big Ten Challenge

N30 Illinois (-/20)	A	L	67-79
D4 Kentucky (-/10)	H	W	75-73
D8 Evansville (-/-)	A	W	76-49
D11 Long Beach State (-/-)	H	W	96-91
D18 Texas (-/22)	GBO	L	76-78
D21 William and Mary (-/-)	H	W	85-60
D28 Rutgers (-/-)	NYC	W	78-55
J2 St. Francis (Pa.) (-/-)	H	W	103-54
J8 Virginia (-/-)	A	W	62-56
J13 Virginia Tech (-/-)	H	W	64-61
J16 Georgia Tech (-/-)	A	L	58-78
J18 Clemson (-/-)	H	W	75-65
J26 Miami (-/-)	A	W	74-71
J29 NC State (-/-)	H	W	84-64



Ty Lawson helped lead the Tar Heels to the 2009 NCAA title.

F1 Boston College (23/-)	A	W	106-74
F6 Florida State (23/-)	H	W	89-69
F9 Duke (20/5)	A	L	73-79
F12 Clemson (20/-)	A	W	64-62
F15 Wake Forest (19/-)	H	W	78-64
F19 Boston College (19/-)	H	W	48-46
F23 NC State (19/-)	A	W	75-63
F27 Maryland (19/-)	H	W	87-76
M2 Florida State (13/-)	A	W	72-70
M5 Duke (13/4)	H	W	81-67

ACC Tournament

M11 Miami (6/-)	GBO	W	61-59
M12 Clemson (6/-)	GBO	W*	92-87
M13 Duke (6/5)	GBO	L	58-75

NCAA East Regional

M18 Long Island (7/-)	CHAR	W	102-87
M20 Washington (7/23)	CHAR	W	86-83
M25 Marquette (7/-)	NWK	W	81-63
M27 Kentucky (7/11)	NWK	L	69-76

**Monogram Winners:** Harrison Barnes, Daniel Bolick, Reggie Bullock, Stewart Cooper, Patrick Crouch, Larry Drew II, David Dupont, Van Hatchell, John Henson, D.J. Johnston, Justin Knox, Kendall Marshall, Leslie McDonald, Dexter Strickland, Justin Watts, Tyler Zeller

2011-12

Record: 32-6; H: 17-1; A: 8-2; N: 7-3  
ACC 14-2, 1st Place

NCAA Midwest Final Eight  
Coach: Roy Williams

N11 Michigan State (1/-)	SD	W	67-55
N13 UNC Asheville (1/-)	A	W	91-75
N20 Miss. Valley St (1/-)	H	W	101-75
N22 Tennessee State (1/-)	H	W	102-69
N25 South Carolina (1/-)	LV	W	87-62
N26 UNLV (1/-)	LV	L	80-90

ACC-Big Ten Challenge

N30 Wisconsin (5/9)	H	W	60-57
D3 Kentucky (5/1)	A	L	72-73
D6 Evansville (4/-)	H	W	97-48
D10 Long Beach State (4/-)	H	W	84-78

D17 Appalachian St. (5/-)	H	W	97-82
D19 Nicholls (5/-)	H	W	99-49
D21 Texas (5/-)	H	W	82-63
D29 Elon (5/-)	H	W	100-62
J1 Monmouth (5/-)	H	W	102-65

J7 Boston College (3/-)	H	W	83-60
J10 Miami (3/-)	H	W	73-56
J14 Florida State (3/-)	A	L	57-90
J19 Virginia Tech (8/-)	A	W	82-68
J26 NC State (8/-)	H	W	74-55
J29 Georgia Tech (8/-)	H	W	93-81
J31 Wake Forest (5/-)	A	W	68-53
F4 Maryland (5/-)	A	W	83-74
F8 Duke (5/10)	H	L	84-85
F11 Virginia (5/19)	H	W	70-52
F15 Miami (8/-)	A	W	73-64
F18 Clemson (8/-)	H	W	74-52
F22 NC State (7/-)	A	W	86-74
F25 Virginia (7/25)	A	W	54-51
F29 Maryland (6/-)	H	W	88-64
M3 Duke (6/4)	A	W	88-70

ACC Tournament

M9 Maryland (4/-)	ATL	W	85-69
M10 NC State (4/-)	ATL	W	69-67
M11 Florida State (4/17)	ATL	L	82-85
NCAA Tournament			
M16 Vermont (4/-)	GBO	W	77-58
M18 Creighton (4/19)	GBO	W	87-73
NCAA Midwest Regional			
M23 Ohio (4/-)	STL	W*	73-65
M25 Kansas (4/5)	STL	L	67-80

**Monogram Winners:** Harrison Barnes, Reggie Bullock, Stewart Cooper, Patrick Crouch, David Dupont, P.J. Hairston, John Henson, Desmond Hubert, Kendall Marshall, James Michael McAdoo, Leslie McDonald, Jackson Simmons, Dexter Strickland, Justin Watts, Stilman White, Tyler Zeller

2012-13

Record: 25-11; H: 14-2; A: 6-6; N: 5-3  
ACC 12-6, 3rd Place

NCAA South Third Round  
Coach: Roy Williams

N9 Gardner-Webb (11/-)	H	W	76-59
N11 Florida Atlantic (11/-)	H	W	80-56
N16 Long Beach St. (11/-)	A	W	78-63

EA Sports Maui Invitational

N19 Mississippi State (11/-)	MAUI	W	95-49
N20 Butler (9/-)	MAUI	L	71-82
N21 Chamaine (9/-)	MAUI	W	112-70

ACC/Big Ten Challenge

N27 Indiana (13/1)	A	L	59-83
D1 UAB (13/-)	H	W	102-84
D8 E. Tenn. State (20/-)	H	W	78-55
D15 East Carolina (21/-)	H	W	93-87
D19 Texas (23/-)	A	L	67-85
D22 McNeese State (23/-)	H	W	97-63
D29 UNLV (-/20)	H	W	79-73
J6 Virginia	A	L	52-61
J10 Miami	H	L	59-68
J12 Florida State	A	W	77-72
J19 Maryland	H	W	62-52
J23 Georgia Tech	H	W	79-63
J26 NC State (-/18)	A	L	83-91
J29 Boston College	A	W	82-70
F2 Virginia Tech	H	W*	72-60
F5 Wake Forest	H	W	87-62
F9 Miami (-/8)	A	L	61-87
F13 Duke (-/2)	A	L	68-73
F16 Virginia	H	W	93-81
F19 Georgia Tech	A	W	70-58
F23 NC State	H	W	76-65
F28 Clemson	A	W	68-59
M3 Florida State	H	W	79-58
M6 Maryland	A	W	79-68
M9 Duke (-/3)	H	L	53-69

ACC Tournament

M15 Florida State	GBO	W	83-62
M16 Maryland	GBO	W	79-76
M17 Miami (-/9)	GBO	L	77-87

NCAA South Regional

M22 Villanova	KC	W	78-71
M24 Kansas (-/3)	KC	L	58-70

**Monogram Winners:** Reggie Bullock, Luke Davis, P.J. Hairston, Desmond Hubert, Joel James, Brice Johnson, James Manor, James Michael McAdoo, Leslie McDonald, Wade Moody, Marcus Paige, Denzel Robinson, Jackson Simmons, Dexter Strickland, Frank Tanner, J.P. Tokoto

2013-14

Record: 24-10; H: 15-3; A: 6-5; N: 3-2  
ACC 13-5, T-3rd Place;

NCAA East Third Round  
Coach: Roy Williams

N8 Oakland (12/-)	H	W	84-61
-------------------	---	---	-------

Hall of Fame Tipoff

N15 Holy Cross (12/-)	H	W	62-54
N17 Belmont (12/-)	H	L	80-83
N23 Richmond (24/-)	UNCAS	W	82-72
N24 Louisville (24/3)	UNCAS	W	93-84

ACC-Big Ten Challenge

D1 UAB (16/-)	A	L	59-63
D4 Michigan State (-/1)	A	W	79-65
D7 UNCG (-/-)	H	W	81-50
D14 Kentucky (18/11)	H	W	82-77
D18 Texas (14/-)	H	L	83-86
D21 Davidson (14/-)	H	W*	97-85
D27 N. Kentucky (19/-)	H	W	75-60
D31 UNC Wilmington (19/-)	H	W	84-51
J5 Wake Forest (19/-)	A	L	67-73
J8 Miami (-/-)	H	L	57-63

J11 Syracuse (-/2)	A	L	45-57
J18 Boston College (-/-)	H	W	82-71
J20 Virginia (-/-)	A	L	61-76
J26 Clemson (-/-)	H	W	80-61
J29 Georgia Tech (-/-)	A	W	78-65
F1 NC State (-/-)	H	W	84-70
F4 Maryland (-/-)	H	W	75-63
F8 Notre Dame (-/-)	A	W	73-62
F15 Pittsburgh (-/25)	H	W	75-71
F17 Florida State (-/-)	A	W	81-75
F20 Duke (-/5)	H	W	74-66
F22 Wake Forest (-/-)	H	W	105-72
F26 NC State (19/-)	A	W*	85-84
M1 Virginia Tech (19/-)	A	W	60-56
M3 Notre Dame (14/-)	H	W	63-61
M8 Duke (14/4)	A	L	81-93

ACC Tournament

M14 Pittsburgh (15/-)	GBO	L	75-80
-----------------------	-----	---	-------

NCAA Tournament

M21 Providence (19/-)	SA	W	79-77
M23 Iowa State (19/9)	SA	L	83-85

**Monogram Winners:** Nate Britt, Luke Davis, Isaiah Hicks, Desmond Hubert, Joel James, Brice Johnson, James Manor, James Michael McAdoo, Leslie McDonald, Kennedy Meeks, Wade Moody, Marcus Paige, Denzel Robinson, Jackson Simmons, J.P. Tokoto



Jeffrey Camarati

LEGEND FOR NEUTRAL SITES

- ARL—Arlington, Texas (Cowboys Stadium)
- ATL—Atlanta, Ga. (Georgia Dome, 2009; Phillips Arena 2012)
- CHAR—Charlotte, N.C.
- CHI—Chicago, Ill. (United Center)
- DAY—Dayton, Ohio (Dayton Arena)
- DC—Washington, D.C. (MCI Center)
- DEN—Denver, Colo. (McNichol Arena/Pepsi Center)
- DET—Detroit, Mich. (Ford Field)
- ERNJ—East Rutherford, N.J. (Madison Square Garden)
- GBO—Greensboro, N.C. (Greensboro Coliseum)
- HTF—Hartford, Conn. (Hartford Civic Center)
- KC—Kansas City, Mo. (Sprint Center)
- LV—Las Vegas, Nev. (Orleans Center)
- MAUI—Maui, Hawaii (Lahaina Civic Center)
- MEM—Memphis, Tenn. (FedExForum)
- MYR—Myrtle Beach, S.C.
- NWK—Newark, N.J. (Prudential Center)
- NYC—New York, N.Y. (Madison Square Garden)
- OAK—Oakland, Calif. (The Arena)
- PR—San Juan, Puerto Rico (Coliseo de Puerto Rico)
- RAL—Raleigh, N.C. (PNC Arena)
- SA—San Antonio, Texas (Alamodome, 2008; AT&T Center 2014)
- SD—USS Carl Vinson, San Diego, Calif

# CAROLINA IN THE AP POLL



The 1981-82 team spent 11 weeks at No. 1, topping the preseason and final polls and winning the NCAA championship.



The Tar Heels started the 2008-09 season at No. 1 and won the NCAA championship.

### CAROLINA IN THE AP POLL

Total Polls Ranked	820
Top-10 Rankings	623
Top-5 Rankings	413
No. 1 Rankings	108
Longest Streak of Weeks Ranked	172
Seasons Ranked	57
Seasons With Top-10 Rankings	51
Seasons in Final Top 10	34

### CAROLINA AT NO. 1 IN THE ASSOCIATED PRESS POLL

Season	Weeks as No. 1	Record as No. 1
1956-57	8	17-0
1957-58	2	5-1
1958-59	1	1-1
1977-78	1	1-0
1981-82	11	22-1
1982-83	2	4-1
1983-84	16	26-3
1985-86	13	24-3
1986-87	3	5-2
1987-88	1	1-1
1992-93	2	4-1
1993-94	5	6-4
1994-95	6	7-2
1997-98	8	13-3
2000-01	2	2-1
2006-07	1	1-1
2007-08	14	27-2
2008-09	9	14-2
2011-12	3	5-1
<b>Total:</b>	<b>108</b>	<b>185-30</b>

### Record as No. 1: 185-30 Record as No. 1 vs.:

<b>1950s:</b> 23-2	<b>Boston College:</b> 0-2
<b>1960s:</b> 0-0	<b>Clemson:</b> 13-1
<b>1970s:</b> 1-0	<b>Duke:</b> 8-1
<b>1980s:</b> 82-11	<b>Florida State:</b> 3-1
<b>1990s:</b> 30-10	<b>Georgia Tech:</b> 9-3
<b>2000s:</b> 44-6	<b>Maryland:</b> 9-5
<b>2010s:</b> 5-1	<b>Miami:</b> 1-0
	<b>NC State:</b> 7-3
<b>Home:</b> 67-7	<b>Virginia:</b> 10-1
<b>Away:</b> 47-12	<b>Virginia Tech:</b> 2-1
<b>Neutral:</b> 71-11	<b>Wake Forest:</b> 9-1
<b>ACC Tournament:</b> 13-3	
<b>NCAA Tournament:</b> 20-5	

### Most Consecutive Weeks at No. 1

15 (in 1983-84)

### NO. 1 VS. NO. 2

Carolina has played in seven games involving the No. 1 vs. the No. 2 teams in the AP poll, going 7-0 in those games

Date	Result
3/23/57	No. 1 UNC 54, No. 2 Kansas 53 (3 OT)
12/26/81	No. 1 UNC 82, No. 2 Kentucky 69
1/9/82	No. 1 UNC 65, No. 2 Virginia 60
2/4/86	No. 1 UNC 78, No. 2 Ga. Tech 77 (OT)
2/3/94	No. 2 UNC 89, No. 1 Duke 78
2/5/98	No. 2 UNC 97, No. 1 Duke, 73
4/4/05	No. 2 UNC 75, No. 1 Illinois 70

### CAROLINA AND THE AP POLL

- ◆ Since the inception of the Associated Press poll prior to the 1948-49 season, Carolina basketball has been ranked in the AP poll 820 times, more than any school in the nation.
- ◆ Carolina has been ranked in the top 10 of the AP poll for 623 weeks, most in ACC history.
- ◆ The Tar Heels have achieved a top-10 ranking in the AP poll for at least one week in 51 of the poll's 66 seasons, including 45 of the last 48.
- ◆ Carolina has finished in the top 10 of the AP poll 34 times, including 23 of the last 34 years.

### THE TAR HEELS AND THE NO. 1 RANKING IN THE AP POLL

- ◆ The Tar Heels have been ranked No. 1 in the AP poll 108 times. That is third-best in NCAA history behind UCLA (134) and Duke (127).
- ◆ Carolina is 185-31 as the No. 1 team in the AP poll.
- ◆ UNC became the first-ever unanimous preseason No. 1 in the AP poll in 2008-09. The Tar Heels also were ranked No. 1 in the preseason in 2007-08. UNLV (1989-90 and 1990-91) is the only other school to be ranked preseason No. 1 in back-to-back seasons.
- ◆ Carolina has been ranked No. 1 in the final AP poll six times — in 1956-57, 1981-82, 1983-84, 1993-94, 1997-98 and 2007-08.
- ◆ The 2011-12 preseason AP poll marked Carolina's seventh time atop the preseason rankings, more than any school. Duke is second with five preseason No. 1s. UNC was No. 1 in the pre-season AP poll in 1981-82, 1983-84, 1986-87, 1993-94, 2007-08, 2008-09 and 2011-12.
- ◆ The No. 1 ranking in 2011-12 marked the 19th season in which the Tar Heels have reached the No. 1 spot in at least one AP poll. Carolina has been ranked No. 1 by the AP in the following seasons: 1956-57, 1957-58, 1958-59, 1977-78, 1981-82, 1982-83, 1983-84, 1985-86, 1986-87, 1987-88, 1992-93, 1993-94, 1994-95, 1997-98, 2000-01, 2006-07, 2007-08, 2008-09 and 2011-12.
- ◆ Roy Williams has a 47-6 record as head coach at Carolina in 27 weeks as the No. 1 team in the AP poll.
- ◆ Carolina has defeated the No. 1 team in the AP poll 13 times, most in NCAA history.

## FRANK McGUIRE



Frank McGuire came to Chapel Hill prior to the 1952-53 season after five seasons at St. John's. His 1952 team had reached the NCAA championship game before losing to Kansas.

His nine-year record was 164-58. Carolina finished first or tied for first place in the Atlantic Coast Conference standings five times in this period.

With his many contacts among New York high school coaches, he developed a pipeline of top talent for Carolina. This "underground railroad" brought players like Lennie Rosenbluth, Tommy Kearns, Pete Brennan, Joe Quigg and Bob Cunningham to Chapel Hill. They were the starters on McGuire's greatest team — the 1957 squad that went 32-0 and swept the NCAA title.

McGuire also brought New York-area stars like York Larese, Doug Moe, Donnie Walsh, Larry Brown and Billy Cunningham to Carolina.

**UNC COACHING RECORD**  
164-58, nine seasons

**EDUCATION**

✓ St. John's '36

**COACHING HIGHLIGHTS**

- ✓ Is the only coach in history to win ACC championships at two different schools.
- ✓ Is a member of the Naismith Hall of Fame
- ✓ Coached Carolina to the 1957 NCAA championship
- ✓ Was a three-time national coach of the year.

The highlight of McGuire's Tar Heel career was the 1957 season. Rosenbluth was one of the national scoring leaders, averaging 28.0 points a game. Of Carolina's 32 victories, 13 were by 10 points or less.

The 1957 Final Four in Kansas City is regarded as one of the most exciting ever played. Carolina topped Michigan State, 74-40, in a triple-overtime semifinal game. The next game the Tar Heels had to go three overtimes again before outlasting Kansas, featuring Wilt Chamberlain, 54-53.


McGuire hired Dean Smith to be his top assistant prior to the 1958-59 season. Smith replaced McGuire when he moved to the NBA in 1961.

As coach of the Philadelphia Warriors, he led his team to a 49-31 record. The Warriors—with Hall of Famers Paul Arizin, Tom Gola and Chamberlain—lost to the Boston Celtics in the Eastern Conference finals.

McGuire returned to the college ranks for the 1964-65 season at South Carolina. He compiled a 283-142 record in 16 seasons with the Gamecocks. That gave him a career record of 549-236 in 30 years. He led South Carolina to its only ACC regular-season title in 1970 and only ACC Tournament championship in 1971.

McGuire, a member of the Naismith Hall of Fame, was the first coach in history to win 100 games at three schools and also to take two schools to the NCAA championship game. He remains the only man in history to win ACC titles at two schools.

He was named national coach of the year three times—in 1952 at St. John's, 1957 at Carolina and 1970 at South Carolina.



McGuire led the Tar Heels to the 1957 NCAA title.

## BILL GUTHRIDGE



Bill Guthridge led the Tar Heels to two Final Fours in three years as head coach and was consensus National Coach of the Year in 1998. He won more games than any college head coach in history after two seasons and tied Everett Case for most coaching victories after three years. He played or coached in 14 Final Fours, more than any person in NCAA history. That includes

two as a head coach at Carolina, 10 as a Tar Heel assistant coach, and one each as a player and assistant coach at his alma mater, Kansas State.

Guthridge was Dean Smith's assistant for 30 years. He joined the UNC staff in 1967 after five years as assistant to Tex Winter at Kansas State. In his 33 seasons at Carolina, the Tar Heels won two NCAA championships (1982 and 1993), played in 12 Final Fours, won the ACC Tournament championship 13 times and played in the ACC Tournament championship game a total of 22 times.

He was a part of 867 wins in 33 seasons at Carolina and 960 college coaching victories overall, including 93 wins while on the staff at Kansas State.

**HEAD COACHING RECORD**  
80-28, three seasons

**EDUCATION**

- ✓ B.S., Mathematics  
Kansas State '60
- ✓ M.A., Education  
Kansas State '63

**COACHING HIGHLIGHTS**

- ✓ Won more games (58) in his first two years than any coach in NCAA history and shares the NCAA record for most wins by a three-year coach (80).
- ✓ Was just the second coach in history to lead teams to two Final Fours in his first three seasons as a head coach.
- ✓ Was the consensus national coach of the year in 1997-98.
- ✓ Was a part of 14 Final Fours, including one as a player, 11 as an assistant coach and two as a head coach.

The Parsons, Kan., native posted an 80-28 record in three seasons as Carolina's head coach. Guthridge led the 1998 and 2000 UNC teams to the Final Four. He joined Ohio State's Fred Taylor as just the second man in history to lead teams to two Final Fours in his

Dan Sears



first three seasons as a head coach. He was named National Coach of the Year in 1997-98. That season, UNC went 34-4 and Guthridge set the NCAA record for wins by a first-year head coach with 34. He directed UNC to the 1998 Atlantic Coast Conference Tournament championship and was named the ACC Coach of the Year.

He coached 1998 National Player of the Year Antawn Jamison and 1999 NBA Rookie of the Year Vince Carter, both of whom entered the NBA Draft after their junior seasons. In his tenure at UNC, he coached five National Players of the Year, six ACC Players of the Year, five ACC Rookies of the Year and 28 first-team All-ACC players. He also coached 66 players who were selected in the NBA and/or ABA Drafts.

Guthridge was an assistant coach along with Hall of Famer John Thompson under Dean Smith in 1976 when the United States won the Olympic gold medal in Montreal.

In 2013, he was inducted into the N.C. Sports Hall of Fame.

CAROLINA BASKETBALL HEAD COACHING RECORDS				
Seasons	Name	No. of Years	W-L	Pct.
1911-14	Nat Cartmell	4	25-24	.510
1915-16	Charles Doak	2	18-16	.529
1917-19	Howell Peacock	3	23-14	.622
1920-21	Fred Boye	2	19-17	.528
1922-23	No Coach	2	30-7	.811
1924	Norman Shepard	1	26-0	1.000
1925	Monk McDonald	1	20-5	.800
1926	Harlan Sanborn	1	20-5	.800
1927-31	James Ashmore	5	80-37	.684
1932-35	George Shepard	4	69-16	.812
1936-39	Walter Skidmore	4	65-25	.722
1940-44	Bill Lange	5	85-41	.675
1945-46	Ben Carnevale	2	52-11	.825
1947-52	Tom Scott	6	100-65	.606
1953-61	Frank McGuire	9	164-58	.739
1962-97	Dean Smith	36	879-254	.776
1997-2000	Bill Guthridge	3	80-28	.741
2000-03	Matt Doherty	3	53-43	.552
2003-present	Roy Williams	11	306-89	.775
<b>Totals</b>		<b>104</b>	<b>2,114-755</b>	<b>.737</b>

# 2013-14 RESULTS & STATISTICS

**Overall Record: 24-10 • ACC: 13-5**

**Home: 15-3 • Away: 6-5 • Neutral: 3-2**

**ACC Tournament Quarterfinalist • NCAA Tournament third round**



Peyton Williams

MARCUS PAIGE



Peyton Williams

JAMES MICHAEL MCADOO

DATE	OPPONENT	RESULT	UNC POINTS	UNC REBOUNDS	UNC ASSISTS
Nov. 8	Oakland	W, 84-61	McAdoo 21	McAdoo 9	Paige, Tokoto 5
Nov. 15	Holy Cross-1	W, 62-54	Paige 23	Meeks 8	Tokoto 5
Nov. 17	Belmont-1	L, 80-83	McAdoo 27	McAdoo 13	Paige 5
Nov. 23	vs. Richmond-2	W, 82-72	Paige 26	Johnson 12	Paige 3
Nov. 24	vs. Louisville-2	W, 93-84	Paige 32	Meeks 12	Meeks 7
Dec. 1	at UAB	L, 59-63	Tokoto 16	Johnson 7	Paige 5
Dec. 4	at Michigan State	W, 79-65	Meeks 15	Tokoto 10	Paige 5
Dec. 7	UNCG	W, 81-50	Johnson 14	Meeks 8	Paige 8
Dec. 14	Kentucky	W, 82-77	Paige 23	Johnson 7	McAdoo 4
Dec. 18	Texas	L, 83-86	Paige 23	Johnson 9	Britt 7
Dec. 21	Davidson	W, 97-85 (ot)	Tokoto 22	Tokoto 11	McAdoo, Paige 5
Dec. 27	Northern Kentucky	W, 75-60	McAdoo 14	Paige 9	Tokoto 4
Dec. 31	UNC Wilmington	W, 84-51	McAdoo 23	McAdoo 10	Britt 6
Jan. 5	at Wake Forest	L, 67-73	McAdoo 13	Johnson, Meeks, Tokoto 9	Paige 6
Jan. 8	Miami	L, 57-63	McAdoo 12	McAdoo 12	Paige 8
Jan. 11	at Syracuse	L, 45-57	Paige 17	McAdoo 9	Tokoto 3
Jan. 18	Boston College	W, 82-71	Paige 21	McAdoo, Meeks 6	Tokoto 6
Jan. 20	at Virginia	L, 81-76	Meeks 15	Meeks 9	Johnson, Paige 3
Jan. 26	Clemson	W, 80-61	McAdoo 22	Meeks 8	Paige 5
Jan. 29	at Georgia Tech	W, 78-65	Paige 19	Meeks 10	Paige 7
Feb. 1	NC State	W, 84-70	McDonald 20	McAdoo 13	Paige 5
Feb. 4	Maryland	W, 75-63	Paige 25	Tokoto 9	Paige 7
Feb. 8	at Notre Dame	W, 73-62	McAdoo 18	McAdoo 8	Paige 6
Feb. 15	Pittsburgh	W, 75-71	McAdoo 24	McAdoo 12	Paige, Tokoto 4
Feb. 17	at Florida State	W, 81-75	Meeks 23	Johnson 11	Paige 7
Feb. 20	Duke	W, 74-66	McDonald 21	McAdoo 10	Paige 4
Feb. 22	Wake Forest	W, 105-72	McDonald 19	Johnson 5	Tokoto 5
Feb. 26	at NC State	W, 85-84 (ot)	Paige 35	Meeks, Tokoto 10	Paige, Tokoto 5
March 1	at Virginia Tech	W, 60-56	McAdoo 15	Meeks, Tokoto 7	McAdoo, Tokoto 3
March 3	Notre Dame	W, 63-61	McAdoo 14	McAdoo 9	Paige 6
March 8	at Duke	L, 81-93	Paige 24	Johnson 9	Britt 4
March 14	vs. Pitt (ACC-3)	L, 75-80	Paige 27	McAdoo, Tokoto 7	Britt 5
March 21	vs. Providence (NCAA-4)	W, 79-77	Paige 19	McAdoo 10	Tokoto 6
March 23	vs. Iowa St (NCAA-4)	L, 83-85	Paige 19	Meeks 13	Britt 3

1-Hall of Fame Tipoff, Chapel Hill  
2-Hall of Fame Tipoff, Uncasville, Conn.

3-ACC Tournament, Greensboro, N.C.  
4-NCAA Tournament, San Antonio, Texas

## 2013-14 CAROLINA STATISTICS

### Individual Statistics

Player	GP-GS	MIN	AVG	FG	FG%	3FG	3FG%	FT	FT%	OFF	DEF	REB	AVG	PF	A	TO	BL	ST	PTS	AVG
Paige	34-33	1211	35.6	191-434	.440	86-221	.389	128-146	.877	18	91	109	3.2	68	143	73	7	51	596	17.5
McAdoo	34-34	1023	30.1	173-378	.458	0-7	.000	138-257	.537	90	140	230	6.8	92	59	48	31	45	484	14.2
McDonald	25-18	677	27.1	88-228	.386	43-138	.312	41-66	.621	10	39	49	2.0	73	37	28	2	11	260	10.4
Johnson	34-2	661	19.4	150-265	.566	0-0	—	51-82	.622	77	132	209	6.1	95	30	40	43	25	351	10.3
Tokoto	34-33	975	28.7	129-264	.489	8-36	.222	49-98	.500	65	132	197	5.8	92	103	64	18	55	315	9.3
Meeks	34-17	553	16.3	103-188	.548	0-0	—	51-87	.586	80	127	207	6.1	58	27	35	27	11	257	7.6
Britt	34-16	711	20.9	58-158	.367	3-12	.250	54-68	.794	7	42	49	1.4	84	80	58	3	37	173	5.1
James	30-13	236	7.9	19-49	.388	0-0	—	14-18	.778	30	51	81	2.7	37	6	18	4	2	52	1.7
Hicks	34-0	249	7.3	15-36	.417	1-5	.200	11-19	.579	14	21	35	1.0	35	7	14	12	5	42	1.2
Manor	8-1	13	1.6	3-6	.500	2-4	.500	0-0	—	0	2	2	0.3	1	1	0	1	0	8	1.0
Simmons	32-1	184	5.8	11-20	.550	0-0	—	10-20	.500	13	21	34	1.1	20	9	4	1	5	32	1.0
Moody	12-1	25	2.1	3-6	.500	3-5	.600	0-0	—	0	0	0	0.0	3	6	1	0	0	9	0.8
Hubert	31-0	189	6.1	7-15	.467	0-0	—	5-17	.294	17	17	34	1.1	21	3	8	12	0	19	0.6
Robinson	8-1	13	1.6	1-2	.500	0-0	—	0-0	—	1	4	5	0.6	1	1	1	0	0	2	0.3
Davis	21-0	130	6.2	2-8	.250	0-6	.000	0-4	.000	1	7	8	0.4	10	11	6	0	2	4	0.2
Team										60	41	101				8				
UNC	34	6850		953-2057	.463	146-434	.336	552-882	.626	483	867	1350	39.7	690	523	406	161	249	2604	76.6
Opponents	34	6850		810-1949	.416	211-665	.317	541-807	.670	395	784	1179	34.7	717	374	462	136	202	2372	69.8

## 2013-14 TEAM STATISTICS (GAME-BY-GAME)

	PTS	FG	FG%	1st	2nd	3FG	3FG%	FT	FT%	O-D-REB	PF	A	TO	B	ST
Carolina, W	84	33-55	.600	.742	.417	5-13	.385	13-20	.650	10-31-41	17	25	18	2	10
Oakland	61	20-55	.364	.207	.538	8-25	.320	13-18	.722	6-16-22	19	13	14	0	10
Carolina, W	62	23-60	.383	.273	.519	3-10	.300	13-18	.722	8-31-39	25	15	9	7	6
Holy Cross	54	15-51	.294	.222	.375	5-22	.227	19-26	.731	8-30-38	21	9	16	2	3
Carolina, L	80	28-58	.483	.480	.485	2-7	.286	22-48	.458	21-23-44	19	11	13	1	11
Belmont	83	24-53	.453	.481	.423	15-37	.405	20-22	.909	7-22-29	31	17	16	0	8
Carolina, W	82	25-53	.472	.407	.538	6-12	.500	26-37	.703	13-23-36	24	13	14	6	9
vs. Richmond	72	22-49	.449	.417	.480	7-22	.318	21-29	.724	8-23-31	26	9	17	6	5
Carolina, W	93	32-59	.542	.517	.567	3-6	.500	26-38	.684	12-28-40	21	18	14	2	4
vs. Louisville	84	26-67	.388	.406	.371	11-31	.355	21-25	.840	16-19-35	29	8	14	4	5
Carolina, L	59	27-63	.429	.379	.471	1-12	.083	4-11	.364	11-26-37	19	10	9	10	8
at UAB	63	19-62	.306	.400	.219	3-12	.250	22-28	.786	21-31-52	14	7	12	1	4
Carolina, W	79	29-65	.446	.389	.517	2-11	.182	19-27	.704	16-33-49	20	14	13	5	7
at Michigan State	65	23-64	.359	.406	.313	7-24	.292	12-18	.667	13-25-38	19	12	14	7	6
Carolina, W	81	32-66	.485	.472	.500	1-6	.167	16-26	.615	23-23-46	15	21	13	3	6
UNCG	50	20-49	.408	.286	.500	3-14	.214	7-13	.538	9-19-28	20	10	21	2	3
Carolina, W	82	27-56	.482	.385	.567	2-7	.286	26-45	.578	12-20-32	26	10	9	6	10
Kentucky	77	22-54	.407	.400	.414	4-12	.333	29-43	.674	17-27-44	31	9	17	7	7
Carolina, L	83	25-65	.385	.414	.361	9-19	.474	24-47	.511	15-27-42	24	13	8	5	7
Texas	86	29-72	.403	.425	.375	8-21	.381	20-33	.606	20-31-51	31	13	12	7	6
Carolina, W (ot)	97	30-62	.484	.371	.583	3-6	.500	34-47	.723	12-30-42	24	19	15	11	11
Davidson	85	31-68	.456	.500	.500	9-23	.391	14-24	.583	13-22-35	31	14	22	0	3
Carolina, W	75	24-51	.471	.444	.500	6-14	.429	21-31	.677	8-34-42	13	15	14	15	6
Northern Kentucky	60	22-66	.333	.394	.273	5-23	.217	11-16	.688	10-22-32	21	8	8	5	7
Carolina, W	84	34-65	.523	.400	.629	3-9	.333	13-17	.765	19-27-46	16	20	16	3	12
UNC Wilmington	51	19-61	.311	.250	.400	3-17	.176	10-13	.769	16-14-30	15	9	17	3	11
Carolina, L	67	29-75	.387	.325	.457	2-15	.133	7-11	.636	24-29-53	23	12	17	3	9
at Wake Forest	73	26-54	.481	.480	.483	2-12	.167	19-33	.576	8-26-34	14	15	13	6	11
Carolina, L	57	20-65	.308	.296	.316	5-21	.238	12-20	.600	20-22-42	19	16	11	3	6
Miami	63	21-50	.420	.379	.476	5-17	.294	16-26	.615	9-29-38	19	15	13	7	7
Carolina, L	45	20-51	.392	.385	.400	2-12	.167	3-9	.333	10-25-35	14	13	14	3	8
at Syracuse	57	21-60	.350	.407	.303	4-19	.211	11-15	.733	17-24-41	8	12	10	9	9
Carolina, W	82	29-55	.527	.519	.536	4-12	.333	20-30	.667	9-20-29	22	19	12	6	9
Boston College	71	21-48	.438	.500	.385	11-23	.478	18-26	.692	10-22-32	23	15	18	2	7
Carolina, L	61	26-63	.413	.394	.433	4-15	.267	5-12	.417	17-22-39	21	14	11	3	5
at Virginia	76	26-54	.481	.519	.444	8-20	.400	16-29	.552	14-24-38	12	16	8	2	6
Carolina, W	80	31-56	.554	.500	.615	8-18	.444	10-19	.526	14-23-37	19	19	12	6	5
Clemson	61	18-53	.340	.231	.444	6-15	.400	19-25	.760	16-15-31	19	7	10	4	3
Carolina, W	78	28-63	.444	.308	.667	5-13	.385	17-23	.739	13-32-45	22	20	6	3	2
at Georgia Tech	65	23-55	.418	.435	.406	4-17	.235	15-26	.577	6-27-33	21	10	10	5	1
Carolina, W	84	28-69	.406	.424	.389	3-12	.250	25-33	.758	22-30-52	23	16	13	6	6
NC State	70	27-66	.409	.250	.654	2-10	.200	14-26	.538	12-24-36	21	7	12	6	8
Carolina, W	75	25-51	.490	.452	.550	6-15	.400	19-37	.514	11-29-40	18	17	14	4	10
Maryland	63	22-56	.393	.286	.500	6-23	.261	13-20	.650	8-24-32	29	11	16	7	5
Carolina, W	73	27-61	.443	.364	.536	3-11	.273	16-21	.762	15-22-37	12	12	11	4	13
at Notre Dame	62	25-55	.455	.391	.500	6-21	.286	6-10	.600	10-22-32	17	14	17	3	6
Carolina, W	75	27-61	.443	.406	.483	6-14	.429	15-25	.600	16-24-40	20	14	13	9	7
Pittsburgh	71	26-64	.406	.444	.378	4-15	.267	15-23	.652	17-23-40	22	10	14	4	11
Carolina, W	81	33-64	.516	.389	.679	3-13	.231	12-20	.600	14-28-42	25	16	9	6	6
at Florida State	75	25-58	.431	.414	.448	5-13	.385	20-28	.714	10-22-32	21	5	8	3	4
Carolina, W	74	26-55	.473	.440	.500	2-9	.222	20-31	.645	15-28-43	17	12	13	3	5
Duke	66	27-63	.429	.500	.355	5-22	.227	7-12	.583	11-19-30	26	5	12	6	6
Carolina, W	105	35-61	.574	.533	.613	11-15	.733	24-29	.828	12-23-35	19	24	10	3	5
Wake Forest	72	27-55	.491	.469	.522	6-12	.500	12-22	.545	7-17-24	22	12	14	1	4
Carolina, W (ot)	85	30-66	.455	.385	.500	7-15	.467	18-31	.581	19-25-44	23	16	12	2	4
at NC State	84	29-62	.468	.444	.433	7-22	.318	19-31	.613	15-22-37	21	12	10	10	4
Carolina, W	60	23-55	.418	.387	.458	5-17	.294	9-18	.500	11-22-33	20	13	7	3	7
at Virginia Tech	56	16-45	.356	.320	.400	7-24	.292	17-21	.810	7-27-34	17	10	12	3	4
Carolina, W	63	25-54	.463	.500	.409	3-12	.250	10-22	.455	11-24-35	16	17	10	3	7
Notre Dame	61	25-52	.481	.423	.538	6-19	.316	5-12	.417	6-24-30	20	8	13	1	2
Carolina, L	81	31-52	.596	.619	.581	5-12	.417	14-19	.737	6-14-20	22	12	13	5	8
at Duke	93	29-57	.509	.472	.571	8-23	.348	27-31	.871	16-18-34	20	12	13	2	9
Carolina, L	75	25-61	.410	.393	.424	4-16	.250	21-32	.656	11-24-35	32	12	12	2	5
vs. Pitt (ACC)	80	27-52	.519	.542	.500	5-13	.385	21-41	.512	12-31-43	26	12	15	2	7
Carolina, W	79	33-71	.465	.447	.485	4-15	.267	9-13	.692	21-19-40	19	15	9	4	7
vs. Providence (NCAA)	77	28-53	.528	.520	.536	4-16	.250	17-21	.810	9-17-26	14	12	10	8	4
Carolina, L	83	33-70	.471	.400	.543	8-20	.400	9-15	.600	12-26-38	21	10	12	4	8
vs. Iowa State (NCAA)	85	29-66	.439	.343	.548	12-26	.462	15-21	.714	11-26-37	17	16	14	1	6

## 2013-14 HIGHS &amp; LOWS

CAROLINA	High	Low
Field Goals	35 vs. Wake Forest (h)	20 vs. Miami, at Syracuse
Field Goal Attempts	75 at Wake Forest	51 vs. N. Kentucky, at Syracuse, vs. Maryland
FG Percentage	.600 vs. Oakland (33-55)	.308 vs. Miami (20x65)
FG Percentage in a Half	.742, 1st vs. Oakland (23x31)	.273, 1st vs. Holy Cross (9x33)
3-Point Field Goals	11 vs. Wake Forest (h)	1 at UAB, vs. UNCG
3-Point Attempts	21 vs. Miami	6 vs. Louisville, UNCG, Davidson
3-Point Percentage (min. 10 att.)	.733 vs. Wake Forest (h) (11x15)	.083 at UAB (1x12)
Free Throws Made	34 vs. Davidson	3 at Syracuse
Free Throw Attempts	48 vs. Belmont	9 at Syracuse
FT Pct. (min. 10 att.)	.828 vs. Wake Forest (h) (24x29)	.364 at UAB (4x11)
Offensive Rebounds	24 at Wake Forest	6 at Duke
Defensive Rebounds	34 vs. Northern Kentucky	14 at Duke
Total Rebounds	53 at Wake Forest	20 at Duke
Rebound Margin	+19 vs. Oakland (41-22), at Wake Forest (53-34)	-15 at UAB (37-52)
Assists	25 vs. Oakland	10 at UAB, vs. Kentucky, vs. Iowa State
Turnovers	18 vs. Oakland	6 at Georgia Tech
Blocked Shots	15 vs. Northern Kentucky	1 vs. Belmont
Steals	13 at Notre Dame	2 at Georgia Tech
Points	105 vs. Wake Forest (h)	45 at Syracuse
Points in a Half	58, 1st vs. Oakland	22, 1st at Syracuse; 2nd vs. Notre Dame
Scoring Margin	+33 vs. UNCW (84-51), vs. Wake Forest (h) (105-72)	-15 at Virginia (61-76)
<b>OPPONENTS</b>	<b>High</b>	<b>Low</b>
Field Goals	31 by Davidson	15 by Holy Cross
Field Goal Attempts	72 by Texas	45 at Virginia Tech
FG Percentage	.528 (28x53) by Providence	.294 by Holy Cross (15x51)
FG Percentage in a Half	.654 (17x26) by NC State (h)	.207, 1st by Oakland (6x29)
3-Point Field Goals	15 by Belmont	2 at Wake Forest, by NC State (h)
3-Point Attempts	37 by Belmont	10 by NC State (h)
3-Point Percentage (min. 10 att.)	.500 by Wake Forest (h) (6x12)	.167 at Wake Forest (2x12)
Free Throws Made	29 by Kentucky	5 by Notre Dame (h)
Free Throw Attempts	43 by Kentucky	10 at Notre Dame
FT Pct. (min. 10 att.)	.909 by Belmont (20x22)	.417 by Notre Dame (h) (5x12)
Offensive Rebounds	21 at UAB	6 by Oakland, at Georgia Tech, by Notre Dame (h)
Defensive Rebounds	31 at UAB, by Texas, by Pitt (ACC)	14 by UNCW
Total Rebounds	52 at UAB	22 by Oakland
Assists	17 by Belmont	5 at Florida State, by Duke (h)
Turnovers	22 by Davidson	8 by Northern Kentucky, at Virginia, at Florida State
Blocked Shots	10 at NC State	0 by Oakland, Belmont, Davidson
Steals	11 by UNCW, at Wake Forest, by Pittsburgh	1 at Georgia Tech
Points	93 at Duke	50 by UNCG
Points in a Half	53, 1st by Texas; 2nd at Duke	14, 1st by UNCG
<b>INDIVIDUAL BESTS</b>	<b>North Carolina</b>	<b>Opponents</b>
Points	35 by Marcus Paige at NC State	36 by Russ Smith, Louisville
		36 by T.J. Warren at NC State
		36 by Bryce Cotton, Providence
Field Goals	11 by James Michael McAdoo vs. UNCW and Pittsburgh, 11 by Kennedy Meeks at Florida State 11 by Marcus Paige at NC State	13 by T.J. Warren at NC State 13 by Bryce Cotton, Providence
Field Goal Attempts	21 by Marcus Paige at NC State	25 by T.J. Warren at NC State
Field Goal Percentage (min. 10 att.)	.917 by Kennedy Meeks at Florida State (11x12)	.667 (8x12) by Aaron Harrison, Kentucky
3-Point Field Goals	7 by Marcus Paige at NC State	7 by Brian Sullivan, Davidson
3-Field Goal Attempts	12 by Marcus Paige vs. Pitt (ACC)	16 by Russ Smith, Louisville
3-Point Field Goal Pct (min. 5 made)	.833 by Leslie McDonald vs. Wake Forest (h) (5x6)	.625 by Ian Miller at Florida State (5x8)
Free Throws Made	12 by James Michael McAdoo vs. Kentucky	12 by Cedrick Lindsay, Richmond 12 by Chad Frazier at UAB
Free Throw Attempts	19 by James Michael McAdoo vs. Belmont and Kentucky	17 by Andrew Harrison, Kentucky
Free Throw Percentage (min. 5 made)	1.000 (11x11) by Marcus Paige vs. Louisville	1.000 by J.J. Mann, Belmont (7x7)
Offensive Rebounds	9 by James Michael McAdoo vs. Miami	10 by Talib Zanna, Pitt (ACC)
Defensive Rebounds	10 by Brice Johnson vs. Richmond	11 by Pat Connaughton, Notre Dame (h) 11 by Talib Zanna, Pitt (ACC)
Total Rebounds	13 by James Michael McAdoo vs. Belmont, 13 by Kennedy Meeks vs. Iowa State	21 by Talib Zanna, Pitt (ACC)
Assists	8 by Marcus Paige vs. UNCG, Miami	9 by London Perrantes at Virginia
Turnovers	5 by J.P. Tokoto vs. Oakland 5 by Marcus Paige vs. Belmont, Maryland and Duke (h) 5 by James Michael McAdoo at Wake Forest	8 by Tevon Saddler, UNCG
Blocked Shots	5 by Brice Johnson vs. Pittsburgh	5 by Willie Cauley-Stein, Kentucky 5 by Daniel Miller at Georgia Tech
Steals	5 by J.P. Tokoto vs. Davidson	6 by Duke Mondy, Oakland
Minutes Played	43 by James Michael McAdoo at NC State	44 by Brian Sullivan, Davidson



# MISCELLANEOUS 2013-14 STATISTICS

## MISCELLANEOUS STATS

Games as Leading Scorer	Season/Career
James Michael McAdoo .....	11/25
Marcus Paige .....	14/14
Leslie McDonald .....	3/8
Kennedy Meeks .....	3/3
J.P. Tokoto .....	2/2
Brice Johnson .....	1/1

Games as Leading Rebounder	Season/Career
James Michael McAdoo .....	13/34
Kennedy Meeks .....	11/11
Brice Johnson .....	8/10
J.P. Tokoto .....	7/7
Marcus Paige .....	1/2
Joel James .....	0/1

Games as Leading in Assists	Season/Career
Marcus Paige .....	20/40
J.P. Tokoto .....	10/10
Nate Britt .....	5/5
James Michael McAdoo .....	3/3
Kennedy Meeks .....	1/1
Brice Johnson .....	1/1
Luke Davis .....	0/1

Double-Doubles	Season/Career
James Michael McAdoo .....	7/16
J.P. Tokoto .....	3/3
Brice Johnson .....	2/2
Kennedy Meeks .....	2/2

Double-Figure Scoring Games	Season/Career
James Michael McAdoo .....	28/66
Marcus Paige .....	29/40
Leslie McDonald .....	13/32
Brice Johnson .....	20/29
J.P. Tokoto .....	16/18
Kennedy Meeks .....	11/11
Nate Britt .....	3/3
Joel James .....	0/1

30-Point Games	Season/Career
Marcus Paige .....	2/2

20-Point Games	Season/Career
Marcus Paige .....	11/11
James Michael McAdoo .....	6/11
Leslie McDonald .....	2/4
Brice Johnson .....	1/1
J.P. Tokoto .....	1/1

10-Rebound Games	Season/Career
James Michael McAdoo .....	7/17
Kennedy Meeks .....	5/5
J.P. Tokoto .....	3/3
Brice Johnson .....	2/2

10-Assist Games	Season/Career
Marcus Paige .....	0/1

**Carolina's Largest Lead in a Win:** 38 vs. Oakland

**Carolina's Largest Lead in a Loss:** 8 vs. Belmont (led 78-70, lost 80-83), 8 vs. Miami (led 8-0, lost 57-63), 8 vs. Iowa State (led by eight several times in second half, lost 83-85)

**Carolina's Largest Deficit Overcome to Win:** 15 at Florida State (trailed 6-21, won 81-75)

**Carolina's Largest Deficit:** 23 at Virginia (trailed 53-76, lost 61-76)

**Carolina's Largest Halftime Lead:** 37 vs. Oakland (led 58-21, won 84-61)

**Carolina's Largest Halftime Deficit:** 12 at UAB (trailed 25-37, lost 59-63)

**Carolina's Largest Halftime Deficit Overcome to Win:** 7 vs. Duke (trailed 30-37, won 74-66)

**Carolina's Largest Halftime Lead in a Loss:** none

## CAROLINA'S RECORD WHEN ...

Home (losses to Belmont, Texas, Miami)	15-3
Away	6-5
Neutral Site	3-2
UNC Leads at the Half	18-0
UNC Trails at the Half (wins over Florida State, Duke, NC State)	3-10
Tied at the Half	3-0
Overtime (wins over Davidson, NC State)	2-0
UNC Shoots 50 Percent or Better from the Floor (loss at Duke)	7-1
UNC Shoots 40-49.9 Percent from the Floor	16-5
UNC Shoots Less Than 40 Percent from the Floor (win over Holy Cross)	1-4
Opponents Shoots 50 Pct. or Better from the Floor (losses at Duke, vs. Pitt)	1-2
Opponents Shoots 40-49.9 Percent from the Floor	13-6
Opponents Shoots Less Than 40 Percent from the Floor	10-2
UNC Has More Rebounds	20-5
Opponents Have More Rebounds	3-5
UNC Has More Offensive Rebounds	16-5
Opponents Have More Offensive Rebounds	7-5
UNC Commits More Turnovers	7-3
Opponents Commit More Turnovers	16-6
UNC Scores 80 or More Pts. (losses to Belmont, Texas, at Duke, Iowa State)	13-4
UNC Scores Less Than 80 Points	11-6
Opponent Scores 80 or More Pts. (wins over Louisville, Davidson, NC State)	3-5
Opponent Scores Less Than 80 Points	21-5

## 2ND-CHANCE POINTS & POINTS OFF TURNOVERS

2nd Chance Points			Points Off Turnovers	
UNC	OPP		UNC	OPP
4	7	Oakland	17	21
6	10	Holy Cross	13	9
20	13	Belmont	17	17
13	9	vs. Richmond	27	13
12	14	vs. Louisville	20	13
13	12	at UAB	11	6
19	10	at Michigan State	19	7
15	4	UNCG	28	12
12	19	Kentucky	20	10
12	21	Texas	4	15
12	10	Davidson	27	18
10	11	Northern Kentucky	3	12
29	19	UNCW	25	13
17	10	at Wake Forest	15	19
18	6	Miami	19	6
2	12	at Syracuse	14	9
11	10	Boston College	24	13
16	14	at Virginia	8	17
12	10	Clemson	9	6
8	7	at Georgia Tech	10	4
20	8	NC State	13	14
14	7	Maryland	19	9
14	10	at Notre Dame	23	11
12	11	Pittsburgh	17	18
17	17	at Florida State	12	12
16	11	Duke	10	18
16	10	Wake Forest	22	15
16	22	at NC State	11	12
8	2	at Virginia Tech	12	10
13	8	Notre Dame	13	11
10	20	at Duke	13	15
6	21	vs. Pitt (ACC)	16	17
26	13	vs. Providence (NCAA)	14	13
16	9	vs. Iowa State (NCAA)	16	15
<b>465</b>	<b>397</b>	<b>TOTALS</b>	<b>541</b>	<b>430</b>
<b>13.7</b>	<b>11.7</b>	<b>AVERAGES</b>	<b>15.9</b>	<b>12.6</b>

**ATHLETIC COMMUNICATIONS**



**Steve Kirschner**  
Sr. Associate Athletic Director  
for Communications  
**(Basketball Contact -  
Roy Williams/Credentials)**

**Office:** (919) 962-2123  
**Direct:** (919) 962-7258  
**Home:** (919) 968-1531  
**Mobile:** (919) 475-2695  
stevekirschner@unc.edu



**Matt Bowers**  
Associate Director of  
Athletic Communications  
**(Basketball Contact -  
Players)**

**Office:** (919) 962-2123  
**Direct:** (919) 962-7259  
**Home:** (919) 929-7814  
**Mobile:** (919) 619-7021  
mattbowers@unc.edu

**CREDENTIALS**

All season and single-game requests for credentials and/or parking passes must be made online. Email Steve Kirschner at [stevekirschner@unc.edu](mailto:stevekirschner@unc.edu) for the link to apply for credentials.

Credentials will be mailed if time permits or held on game day at media will call located in the athletic communications office, which is at the front of Koury Natatorium (adjacent to the Smith Center).

Media with season credentials will receive an email from Kirschner several days prior to each game to secure a press row seat or photo spot. Season credentials do not automatically reserve a seat for individual games.

**INTERVIEWS & PRACTICE**

Interview requests must be made through the athletic communications office. Contact Kirschner with interview requests for Roy Williams. Throughout the season Williams and select players will be available at press conferences at the Smith Center. These typically begin at 2 p.m.; media parking for the press conferences is located in the Manning Lot off Tar Heel Boulevard. Out-of-town media may watch press conferences live on GoHeels.com and submit questions by contacting Kirschner (919-475-2695) in advance.

Due to contractual obligations, Williams is unable to participate in live radio call-in shows.

Media should make player interview requests to Matt Bowers ([mattbowers@unc.edu](mailto:mattbowers@unc.edu), 919-619-7021). Player interviews typically occur before practice. Freshmen are available for interviews once they've played in a regular-season game.

Players are not available for interviews on game day or on non-practice days. Players will not participate in radio call-in shows, but are available to tape radio interviews.

**POSTGAME AVAILABILITY**

Williams holds his postgame press conference in the media room. Players are available in the lounge adjacent to the locker room for 20 minutes following each home game.

**ACC TELECONFERENCE**

When ACC play begins, Roy Williams is available on most Mondays for 10 minutes on the ACC teleconference. Coaches do not participate on the Monday call if their teams play that evening (Jan. 5, Jan. 26 and Feb. 2 for UNC).

Williams is scheduled for the following times for the ACC call – 11:50 a.m. on Feb. 9, Noon on Jan. 19 and March 2, 12:10 p.m. on Feb. 16 and Feb. 23, and 12:30 p.m. on Jan. 12. Please call Kirschner or Brian Morrison at the ACC at (336) 854-8787 for the number.

**SMITH CENTER PHOTO COMPOUND**

Photographers work in the “Orange” locker room. Jeffrey Camarati, UNC’s director of athletic photography, coordinates the photo compound. Wireless Internet and Ethernet lines are available. Statistics are brought to the photo compound at halftime and after the game.

**PHOTO SPOTS**

Shooting locations around the court are assigned at all games. Specific requests for locations and special camera placements should be made in advance to Kirschner. For safety reasons, cameras are not permitted on the blue



padding on the basket supports. Floor remotes must be removable. They may not be fixed to the floor and will only be allowed if a photographer is seated with the camera.

**WIFI**

High-speed, wireless Internet access is available in the arena, media work room and photo compound. In-game statistics are available online (see Kirschner or Bowers for the address). Instructions for logging on are posted in the media room.

**SMITH CENTER MEDIA PARKING, ENTRY**

Media parking for games is located in the Bowles Lot on Skipper Bowles Drive, adjacent to Kenan-Flagler Business School. Spaces are not reserved.

**Directions:** NC Hwy 15-101 to Manning Drive, turn onto Bowles Drive and the Bowles Lot will be on your right at the bottom of the hill. The media entrance to the Smith Center is located at Entrance B, up the stairs from the Bowles parking lot.

All briefcases, computer bags and photo equipment are subject to search.



**ONLINE & SOCIAL MEDIA**

Carolina’s official website is GoHeels.com, which features the team yearbook, statistics, game notes, roster, schedule, past season archives and other information. Video feeds of the weekly and postgame press conferences are posted to the site.

The Tar Heels are the most-followed team in the nation on Twitter at [@UNC\\_Basketball](https://twitter.com/UNC_Basketball).

Follow the team on Instagram at [uncbb](https://www.instagram.com/uncbb).

**VISITING RADIO**

Radio network rights-holders for opposing teams are provided three seats at the scorer’s table next to the visiting bench. A stat monitor is available and printed stats are provided at each media timeout. UNC provides two ISDN lines and two analog lines at no charge.

**NBA SCOUTS**

There are no scouting seats on press row. Seats for scouts in the stands are available by contacting Nadia Lynch in the men’s basketball office at (919) 962-1154 or by e-mail at [nlynch@unca.unc.edu](mailto:nlynch@unca.unc.edu). Due to limited space, scouts are not permitted in the media room. Pregame notes with rosters and statistics will be provided where scouts pick up their tickets.

# TAR HEEL SOPHOMORES




#0  
NATE  
BRITT

#22  
ISAIAH  
HICKS



#45  
STILMAN  
WHITE



#3  
KENNEDY  
MEEKS



**TAR HEEL FRESHMEN:**  
JUSTIN JACKSON, JOEL BERRY II, THEO PINSON



# ROY WILLIAMS BY THE NUMBERS

**1**  
Leads the nation in winning percentage (.792) among active coaches with at least 20 years experience

**2**  
NCAA championships in 2005 and 2009

**2**  
Academic All-Americans of the Year

**3**  
Bob Cousy Award winners

**4**  
National Players of the Year

**5**  
No. 1 NCAA Tournament seeds at both Carolina and Kansas (10 total)

**6**  
Elite 8s at Carolina (2005, 2007, 2008, 2009, 2011, 2012)

**6**  
ACC regular-season titles in 11 years

**7**  
Final Fours, tied for the fourth-most all-time

**7**  
Wins over #1 team in AP polls (tied for most by any coach)

**15**  
First round NBA Draft picks at Carolina

**15**  
First-team All-Americans

**20**  
Only coach in NCAA Tournament history with wins in 20 consecutive seasons

**20.2**  
UNC's average margin of victory in 2009 NCAA Tournament

**24**  
NCAA record 24-0 in first game of NCAA Tournaments

**26**  
First round NBA Draft picks overall

**30**  
Second all-time in 30-win seasons with 10, including five at UNC

**38**  
Academic all-conference selections

**63**  
Third in NCAA Tournament history with 63 wins

**64.4**  
Road game winning percentage is second best in ACC history

**72.2**  
Third-highest ACC regular-season winning percentage in history

**78.4**  
Highest NCAA Tournament winning percentage in ACC history

**79.2**  
Sixth-highest winning percentage in college basketball history

**82**  
Tar Heels have averaged 82 points a game over 11 seasons

**90.5**  
Winning percentage at home (360-38)

**300**  
Won 300 games as ACC head coach faster than any coach in history

**306**  
Wins at Carolina, second-most in UNC history

**418**  
Second all-time in Kansas history with 418 victories

**700**  
Won 700 games in fewer seasons than any coach in history

**724**  
Tied for 19th place all-time with 724 wins

**999**  
Combined wins as college head coach and assistant coach

**2000**  
Coach of the Decade (2000-09) by ESPN, SI, Sporting News and Fox

**2007**  
Inducted into the Naismith Basketball Hall of Fame in 2007