


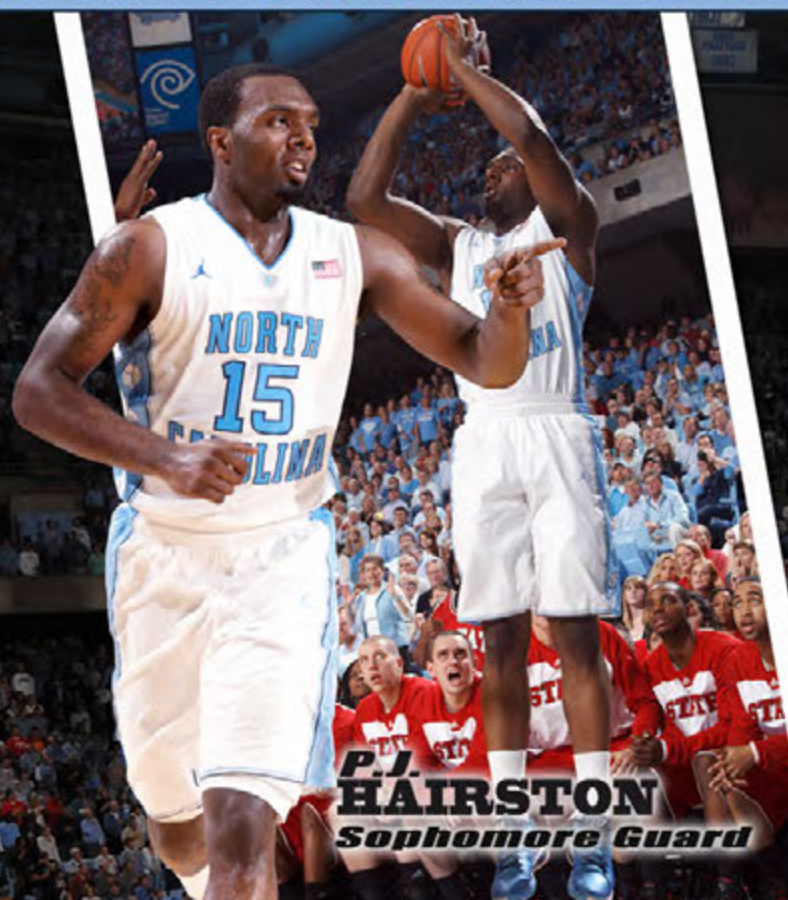


CAROLINA

BASKETBALL  2012-13



**Dexter
STRICKLAND**
Senior Guard



CAROLINA BASKETBALL BY THE NUMBERS 

Hall of Famer and four-time National Coach of the Year Dean Smith

1

Rank, Most Players to Play in NCAA Final Four

In North Carolina's 18 Final Four appearances, 154 Tar Heel players have played in at least one Final Four game, more than any school in the nation.

3

Of NBA's 50 Greatest Players

In the late 1990s, the NBA selected its All-Time 50 Greatest Players. Former Tar Heels Billy Cunningham, Michael Jordan and James Worthy were named to the team. Carolina, Houston and LSU were the only schools to have three players listed.

4

Final Four MOPs

Wayne Ellington scored 19 points, 17 in the decisive opening half, to lead UNC past Michigan State and earn Most Outstanding Player honors at the 2009 Final Four. Ellington is the fourth Tar Heel to win the award, along with James Worthy in 1982 (28 points vs. Georgetown), Donald Williams in 1993 (25 points in the semifinals vs. Kansas and 25 points vs. Michigan in the championship) and Sean May in 2005 (26 points and 10 rebounds vs. Illinois in championship). Ellington set the Final Four record for highest three-point percentage in the Final Four. Ellington made 8 of 10 three-pointers (.800) and broke Donald Williams' record (10 of 14, .714) set in 1993.


6

National Championships

Carolina has won six national championships, including five NCAA Tournament titles and the 1924 Helms Foundation national championship.

The Tar Heels won the NCAA Tournament in 1957, 1982, 1993, 2005 and 2009.

Robert Crawford



National Player of the Year Antawn Jamison

7-0

In No. 1 vs. No. 2 Games

Carolina has played in seven games involving the top two ranked teams in the country in the Associated Press poll and the Tar Heels are 7-0 in those games (4-0 as No. 1 and 3-0 as No. 2).

A list of those games:

March 23, 1957 – No. 1 UNC 54, No. 2 Kansas 53

Dec. 26, 1981 – No. 1 UNC 82, No. 2 Kentucky 69

Jan. 9, 1982 – No. 1 UNC 65, No. 2 Virginia 60

Feb. 4, 1986 – No. 1 UNC 78, No. 2 Ga. Tech 77

Feb. 3, 1994 – No. 2 UNC 89, No. 1 Duke 78

Feb. 5, 1998 – No. 2 UNC 97, No. 1 Duke 73

Apr. 4, 2005 – No. 2 UNC 75, No. 1 Illinois 70

9

ACC Rookies of the Year

Nine Carolina players have been named ACC Rookie of the Year, including Sam Perkins (1981), Michael Jordan (1982), J.R. Reid (1987), Ed Cota (1997), Joseph Forte (2000), Marvin Williams (2005), Tyler Hansbrough (2006), Brandon Wright (2007) and Harrison Barnes (2011).

Twenty-seven Tar Heels have started their first game, the most recent being Barnes against Lipscomb on Nov. 12, 2010.

9

Naismith Hall of Famers

Nine Tar Heel coaches and players are members of the Naismith Basketball Hall of Fame, including 2009 inductee Michael Jordan and Carolina head coach Roy Williams, who was inducted in 2007.

Larry Brown, Ben Carnevale (coach), Billy Cunningham (player/coach), Jordan, Robert McAdoo, Frank McGuire (coach), Dean Smith (coach), Williams (coach) and James Worthy are Carolina's Hall of Fame members.



2012 Academic All-America of the Year Tyler Zeller

9

First-Team Academic All-Americans

Tar Heel players have earned first-team Academic All-America honors nine times, most recently by Tyler Zeller in 2011 and 2012. Zeller also earned Academic All-America of the Year honors in '12. The list of 12 includes Billy Cunningham, Charles Scott, Dennis Wuycik, Tommy LaGarde, Eric Montross and Zeller, all of whose jerseys hang in the Smith Center rafters for their exploits on the court.

10

National Coaches of the Year

Carolina head coaches have won national coach of the year honors 10 times, including Frank McGuire (1957), Dean Smith (1977, 1979, 1982 and 1993), Bill Guthridge (1998), Matt Doherty (2001) and Roy Williams (2005, 2006 and 2009).

11

National Players of the Year

Eleven Tar Heels have won National Player of the Year honors, including consensus winners Phil Ford (1978), Michael Jordan (1984), Antawn Jamison (1998) and Tyler Hansbrough (2008). Other winners include Jack Cobb (1926), George Glamack (1940 and 1941), Lennie Rosenbluth (1957), James Worthy (1982), Kenny Smith (1987), Jerry Stackhouse (1995) and Sean May (2005). Jordan, named by eight organizations as a junior, also was The Sporting News' pick as a sophomore in 1983.

12

ACC 50th Anniversary Team

The Tar Heels placed 12 players on the ACC 50th Anniversary Team, more than any other school. Carolina's honorees included Lennie Rosenbluth, Billy Cunningham, Larry Miller, Charles Scott, Bobby Jones, Walter Davis, Phil Ford, James Worthy, Sam Perkins, Michael Jordan, Brad Daugherty and Antawn Jamison.

CAROLINA BASKETBALL BY THE NUMBERS



Jeffrey Camarati

The 2009 Tar Heels are one of five UNC teams to win the NCAA championship.



Jeffrey Camarati

Roy Williams is one of nine UNC members of the Naismith Basketball Hall of Fame.

14

NCAA Tournament No. 1 Seeds

Carolina has been a number one seed in the NCAA Tournament 14 times, more than any school in NCAA history (Duke is second with 12). UNC's 14 No. 1 seeds came in 1979, 1982, 1984, 1987, 1991, 1993, 1994, 1997, 1998, 2005, 2007, 2008, 2009 and 2012.

Carolina has won NCAA titles as a No. 1 seed in 1982, 1993, 2005 and 2009 and also reached the Final Four as a top seed in 1991, 1997, 1998 and 2008.

Carolina has been a No. 1 seed five times in nine years under Roy Williams (2005, 2007, 2008, 2009 and 2012) and 11 times in the last 22 seasons. Williams has earned 10 No. 1 seeds in 24 seasons as a head coach, second-most in NCAA history.

14

ACC Players of the Year

Thirteen Tar Heels have been named ACC Player of the Year 14 times, including Larry Miller, who won the award in 1967 and 1968. Other Tar Heel recipients include Lennie Rosenbluth (1957), Pete Brennan (1958), Lee Shaffer (1960), Billy Cunningham (1965), Mitch Kupchak (1976), Phil Ford (1978), Michael Jordan (1984), Antawn Jamison (1998), Joseph Forte (2001), Tyler Hansbrough (2008), Ty Lawson (2009) and Tyler Zeller (2012).

16

ACC All-Freshman Players

Harrison Barnes and Kendall Marshall were ACC All-Freshman Team selections in 2010-11. They are the 15th and 16th Tar Heels named to the squad since its inception in 1992-93.

17

ACC Championships

Carolina has won 17 Atlantic Coast Conference Tournament championships and played in the championship game a record 31 times.

Dean Smith won 13 Tournament titles, tying Duke's Mike Krzyzewski for most in history. Smith's teams were 58-23 and played in the championship game 21 times.

18

Final Fours

Carolina has played in 18 Final Fours, more than any school in the nation. The Tar Heels played in the Final Four in 1946, 1957, 1967, 1968, 1969, 1972, 1977, 1981, 1982, 1991, 1993, 1995, 1997, 1998, 2000, 2005, 2008 and 2009. The Tar Heels won the NCAA title in 1957, 1982, 1993, 2005 and 2009.

Carolina is the only school to play in the Final Four in seven consecutive decades (1940s through 2000s).

Rusty Clark (1967-69), Bill Bunting (1967-69) and Ed Cota (1997-98, 2000) started in three different Final Fours. Carolina holds the NCAA record for most players who have played in a Final Four with 155.

19

Seasons Ranked No. 1

Carolina has been ranked No. 1 in the nation in the Associated Press poll in 19 different seasons since the AP began its rankings in 1948-49. Those seasons include 1957, 1958, 1959, 1978, 1982, 1983, 1984, 1986, 1987, 1988, 1993, 1994, 1995, 1998, 2001, 2007, 2008, 2009 and 2012.

The Tar Heels have been No. 1 in 108 AP polls. Carolina is third nationally in weeks ranked No. 1 in the country.

Carolina has been ranked in the Top 10 in 626 polls. That is the second-highest figure in NCAA basketball history. Carolina has appeared in the AP poll 802 times, more than any other school in history.

Carolina is the only school in the country with 12 wins over the No. 1 ranked team in the AP poll, including most recently a victory at Duke in 2006.

29

Regular Season ACC Titles

The Tar Heels went 14-2 in ACC play in 2012, winning their 29th regular-season Atlantic Coast Conference championship. UNC has won 19 regular-season championships outright, shared 10 others and won 17 ACC Tournament titles.

Carolina's 29 regular-season titles are nine more than Duke and four more than the other 10 ACC teams combined.

37

First-Team All-Americans

Thirty-seven Tar Heels have earned first-team All-America honors, most recently Kendall Marshall and Tyler Zeller in 2012. Tyler Hansbrough was the first player in ACC history to earn first-team All-America honors in each of his four seasons (2006-07-08-09).

Jack Cobb (1924-26), Phil Ford (1976-78), Mike O'Koren (1978-80) and Sam Perkins (1982-84) earned first-team All-America honors on three occasions. Hansbrough, Ford, O'Koren, Perkins, NC State's David Thompson and Virginia's Ralph Sampson are the only players in ACC history to earn first-team All-America honors at least three times.

Sixteen Tar Heels have earned consensus first-team All-America honors a total of 25 times, which is second in NCAA history. They include Cartwright Carmichael (1923 and 1924), Jack Cobb (1924, 1925 and 1926), George Glamack (1940 and 1941), Lennie Rosenbluth (1957), Larry Miller (1968), Robert McAdoo (1972), Phil Ford (1977 and 1978), James Worthy (1982), Michael Jordan (1983 and 1984), Sam Perkins (1983 and 1984), Kenny Smith (1987), J.R. Reid (1988), Jerry Stackhouse (1995), Antawn Jamison (1998), Joseph Forte (2001) and Tyler Hansbrough (2007, 2008 and 2009).

CAROLINA BASKETBALL BY THE NUMBERS 

Dan Sears



Vince Carter is one of 44 UNC first-round NBA Draft picks and one of the 96 percent of Dean Smith's lettermen to graduate.



The NCAA champion Tar Heels went 32-0 in 1957.

Robert Crawford



James Worthy, Michael Jordan and Walter Davis were NBA first-round picks and All-Stars.

43 NCAA

Tournament Berths

The Tar Heels are second in history in NCAA Tournament appearances with 43.

The Tar Heels established an all-time record with 27 consecutive trips to the Tournament from 1975-2001.

UNC has the third-best win percentage (.725) in Tournament history.

 GoHeels.com

43 NBA

Championship Rings

Former UNC players have won 43 NBA championship rings, more than any school in the Atlantic Coast Conference.

Mitch Kupchak has won 10 NBA championship rings and Michael Jordan has won six. They are among 14 former Tar Heels who have gone on to win NBA championship rings as players (most recently Brendan Haywood in 2011). Those 14 players have accounted for 30 rings.

44

First-Round NBA Draft Picks

Carolina has had 44 players taken in the first round of the NBA Draft and 103 players selected overall. The Tar Heels have had 25 players drafted in the first round in the last 24 years, including Harrison Barnes, Kendall Marshall, John Henson and Tyler Zeller in 2012.

Carolina has had 33 first-round draft picks since 1980 (33) and 21 top-10 picks since 1966 — more than any school in the country.

In 2005, Marvin Williams (2nd), Raymond Felton (5th), Sean May (13th) and Rashad McCants (14th) made UNC the first school to have four players taken in the NBA Draft Lottery. Carolina duplicated the feat in 2012.

UNC's James Worthy and Brad Daugherty were selected No. 1 overall in the draft. The Los Angeles Lakers selected Worthy in 1982; the Cleveland Cavaliers took Daugherty No. 1 in 1986.

Michael Jordan was the third player selected in the 1984 Draft behind Hakeem Olajuwon (Houston) and Sam Bowie (Portland).

49

Smith Center Jerseys

The jerseys of 49 former Carolina players hang in honor in the Smith Center rafters in Chapel Hill.

That total includes retired jerseys of Jack Cobb, Lennie Rosenbluth (No. 10), Phil Ford (No. 12), George Glamack (No. 20), Michael Jordan (No. 23), Antawn Jamison (No. 33), Tyler Hansbrough (No. 50) and James Worthy (No. 52).

52

All-ACC Academic Choices

Fifty-two Tar Heel players have earned spots on the All-ACC Academic Team, second-most in conference history. Senior Tyler Zeller was a four-time member of the squad.

67

1,000-Point Scorers

Carolina has had 67 players score 1,000 points, more than any other school in the nation. Tar Heels Tyler Hansbrough (2,872), Phil Ford (2,290), Sam Perkins (2,145), Lennie Rosenbluth (2,045), Al Wood (2,015) and Charles Scott (2,007) each netted at least 2,000 points.

72

First-Team All-ACC Players

With Harrison Barnes, John Henson and Tyler Zeller in 2012, Carolina has placed 72 players on the All-ACC first team, the most in league history. Duke is second with 61.

Tyler Hansbrough was a unanimous selection in 2005-06, 2006-07, 2007-08 and 2008-09. He is the only player to earn first-team All-ACC honors four times.

In addition to Hansbrough, six Tar Heels earned first-team honors three times — Lennie Rosenbluth (1956-58), York Larese (1959-61), Billy Cunningham (1963-65), Charles Scott (1968-70), Phil Ford (1976-78), Sam Perkins (1982-84) and Antawn Jamison (1996-98).

108

NCAA Tournament Wins

Carolina has won 108 games in the NCAA Tournament, second-most in the history of the event.

149

NCAA Tournament Games

UNC is second in NCAA Tournament history in tournament games played with 149, eight fewer than Kentucky's 157.

Over 600 ACC Victories

The Tar Heels have won 608 regular-season ACC games, more than any other school in conference history. Duke is second with 557. Maryland (431), NC State (416) and Wake Forest (402) are the only other ACC schools with at least 400 ACC wins.

Over 2,000 Overall Victories

The Tar Heels have won 2,065 basketball games, the third-most in NCAA history behind Kentucky and Kansas. Carolina is second in NCAA history in winning percentage at .738.

THIS IS CAROLINA BASKETBALL

This is Carolina Basketball



Academic excellence



NBA success



18 Final Fours



THIS IS CAROLINA BASKETBALL

Five NCAA championships



Hall of Famer Roy Williams

NCAA's highest active win percentage



Over 2,000 Wins



Carolina Family



11 National Players of the Year



TABLE OF CONTENTS

2012-13 SEASON

Carolina Basketball by the Numbers	1-3
This is Carolina Basketball	4-5
Table of Contents	6
2012 EA Sports Maui Invitational	7
2012-13 Schedule	8
2012-13 Roster	9

PLAYERS

Dexter Strickland	10-13
Leslie McDonald	14-17
Reggie Bullock	18-21
Luke Davis	22-23
P.J. Hairston	24-26
Desmond Hubert	27-28
James Michael McAdoo	29-31
Jackson Simmons	32-33
Joel James	34-35
Brice Johnson	36-37
Marcus Paige	38-39
J.P. Tokoto	40-41

COACHES & STAFF

Roy Williams	42-53
Steve Robinson	54
C.B. McGrath	55
Hubert Davis	56
Joe Holladay	57
Jonas Sahratian, Chris Hirth, Eric Hoots	58
Jenn Townsend, Support Staff	59

THIS IS CAROLINA

Academic Excellence	60-61
UNC: The First State University	62-63
The Rams Club	64-65
Carolina Family	66-67
The Carolina Way	68-69
Why Carolina?	70-71
Fan Support	72-73
Chancellor Holden Thorp	74
Athletic Director Bubba Cunningham	74
Carolina in the Community	75
National Exposure	76-77
Sports Illustrated Covers	78
Former Tar Heels in Broadcasting	79
Basketball Office Complex	80-81
Smith Center Home Court Advantage	82-83
Top-Notch Facilities	84-85
The Dean E. Smith Center	86
Smith Center Records	87
Late Night With Roy	88
Carolina Basketball Museum	89

**Carolina
Basketball
2012-13**



HISTORY

Hall of Famers	90-91
National Players of the Year	92-93
Retired Jerseys	94-97
Jerseys in the Rafters	98-101
Carolina Basketball Timeline	102-109
Dean Smith	110-111
NCAA Tournament Success	112-113
18 Final Fours	114-115
1957 NCAA Champions	116-117
1982 NCAA Champions	118-119
1993 NCAA Champions	120-121
2005 NCAA Champions	122-123
2009 NCAA Champions	124-125
NCAA Tournament History	126-128
NCAA Tournament Results	129-131
NCAA Tournament Team Records	132
NCAA Tournament Individual Records	133
ACC Tournament History	134-137
Fantastic Finishes	138-141
NBA Legacy	142-143
Tar Heels in the NBA	144-145
Vince Carter	146
Ed Davis	147
Wayne Ellington	148
Raymond Felton	149
Danny Green	150
Tyler Hansbrough	151
Brendan Haywood	152
Antawn Jamison	153
Ty Lawson	154
Jerry Stackhouse	155
Marvin Williams	156
Brandan Wright	157
2012 NBA Draft	158-159
NBA Draft History	160-161
NBA Award Winners	162-163
All-time NBA/Pro Roster	164-165
Michael Jordan	166

RECORD BOOK

Team Records: Season	167
Team Records: Single Game	168-169
Scoring Records	170-173
Field Goal Records	174
Three-Point Field Goal Records	175
Free Throw Records	176
Rebounding Records	177
Assist Records	178
Steal Records	179
Blocked Shot Records	180
Miscellaneous Records	181
Top Single-Game Performances	182
Yearly Statistical Leaders	183-184
Annual UNC Team Statistics	185
Annual Opponent Team Statistics	186
Award Winners	187-191

Stats for 1,000-Point Scorers	192
All-Time Lettermen	193
All-Time Uniform Numbers	194
Frank McGuire	195
Bill Guthridge	195
All-Time Coaching Records	195
Year-by-Year Records	196-197
Scores in the Roy Williams Era	198-199
AP Poll History	200-201

2011-12 SEASON REVIEW

2011 Carrier Classic	202-203
2011-12 Statistics & Results	204
2011-12 Team Game-by-Game Statistics	205
2011-12 Highs & Lows	206
2011-12 Miscellaneous Statistics	207

Media Information	208
-------------------	-----



The 2012-13 University of North Carolina men's basketball yearbook was published by the UNC Athletic Communications office.

Copies may be purchased by sending a check for \$10 to:
UNC Athletic Communications,
P.O. Box 3760, Chapel Hill,
N.C., 27515.

Edited & Designed by: Matt Bowers

Written by: Steve Kirschner

Editorial Assistance: Joe Amati (NBA Photos), Sam Bondurant, Rick Brewer, Jared Burleyson, Cobey Culton, Dana Gelin, Eric Hoots, Jordan Hughes, Gary Johnson (NCAA), Jon Kimball, Adam Lucas, Megan Morketter, Adam Norris, Terry Kermit Cole Roberts, London Snuggs, Stephen Thompson, Megan Walsh, Teon Watson and Lena Welch.

Photography: Head shots by Jeffrey Camarati. Action photos as noted. Photos of NBA players are courtesy of NBA Entertainment and NBA teams unless otherwise noted.

Covers: Designed by Dana Gelin

Cover Photos: *FRONT:* Jeffrey Camarati (posed) & Peyton Williams (primary action); others by Camarati, Williams & J.D. Lyon Jr.; *INSIDE FRONT:* Camarati (Bullock cutout, McAdoo), Williams (McAdoo cutout, McDonald cutout, Hairston cutout, Hairston, McDonald, Bullock); *INSIDE BACK:* Lyon (Marshall action), The White House (court/skyline), U.S. Navy (McDonald in hat), Steve Kirschner (group, Watts/Zeller); *BACK:* NBA Entertainment and NBA teams

Printing: University Directories of Chapel Hill, N.C. Special thanks to Meredith Rutala.


GoHeels.com

On Twitter: @UNC_Basketball

Jeffrey Camarati



2012 EA SPORTS MAUI INVITATIONAL



Raymond Felton
2004 Maui Invitational MVP



1999 Maui Invitational Champs



2008 Maui Invitational Champs



2012 EA Sports Maui Invitational Hosted by Chaminade University

- Nov. 11, Chapel Hill
- Nov. 19-21, Lahaina Civic Center, Maui, Hawaii

North Carolina's Maui Invitational History

- Three-time champion (1999, 2004, 2008)
- Five-time finalist
- 13-2 all-time tournament record
- Nine-game Maui winning streak entering this season




2012-13 SCHEDULE

DAY	DATE	OPPONENT/EVENT	SITE	TIME	TV
Fri.	Oct. 26	Shaw (exhibition)	Chapel Hill	7:30 p.m.	GoHeels.com
Fri.	Nov. 9	Gardner-Webb	Chapel Hill	7 p.m.	RSN

EA Sports Maui Invitational Hosted by Chaminade University

Sun.	Nov. 11	Florida Atlantic	Chapel Hill	2:30 p.m.	ESPNU
Fri.	Nov. 16	at Long Beach State (The Walter Pyramid)	Long Beach, Calif.	11 p.m.	ESPNU

EA Sports Maui Invitational Hosted by Chaminade University, Maui, Hawaii, Lahaina Civic Center

Mon.	Nov. 19	vs. Mississippi State	Lahaina, Maui, Hawaii	6 p.m.	ESPN2
Tue.	Nov. 20	vs. Butler or Marquette	Lahaina, Maui, Hawaii	2:30 or 8 p.m.	TBA
Wed.	Nov. 21	vs. Chaminade, Illinois, Southern California or Texas	Lahaina, Maui, Hawaii	TBA	TBA

**ACC/Big Ten Challenge**

Tue.	Nov. 27	at Indiana (Assembly Hall)	Bloomington, Ind.	9:30 p.m.	ESPN
Sat.	Dec. 1	UAB	Chapel Hill	6 p.m.	ESPNU
Sat.	Dec. 8	East Tennessee State	Chapel Hill	7:30 p.m.	ESPN3
Sat.	Dec. 15	East Carolina	Chapel Hill	Noon	ESPNU
Wed.	Dec. 19	at Texas (Frank Erwin Special Events Center)	Austin, Texas	9 p.m.	ESPN2
Sat.	Dec. 22	McNeese State	Chapel Hill	Noon	ESPNU
Sat.	Dec. 29	UNLV	Chapel Hill	2 p.m.	ESPN2
Sun.	Jan. 6	at Virginia (John Paul Jones Arena)	Charlottesville, Va.	8 p.m.	ESPNU
Thu.	Jan. 10	Miami	Chapel Hill	7 p.m.	ESPN or ESPN2
Sat.	Jan. 12	at Florida State (Donald Tucker Center)	Tallahassee, Fla.	2 p.m.	ESPN
Sat.	Jan. 19	Maryland	Chapel Hill	Noon	ESPN
Wed.	Jan. 23	Georgia Tech	Chapel Hill	9 p.m.	ESPN
Sat.	Jan. 26	at NC State (RBC Center)	Raleigh, N.C.	7 p.m.	ESPN
Tue.	Jan. 29	at Boston College (Conte Forum)	Chestnut Hill, Mass.	9 p.m.	ESPNU
Sat.	Feb. 2	Virginia Tech	Chapel Hill	Noon	ACC Network
Tue.	Feb. 5	Wake Forest	Chapel Hill	7 p.m.	ESPNU
Sat.	Feb. 9	at Miami (BankUnited Center)	Coral Gables, Fla.	2 p.m.	ESPN or ESPN2
Wed.	Feb. 13	at Duke (Cameron Indoor Stadium)	Durham, N.C.	9 p.m.	ESPN/ACC Network
Sat.	Feb. 16	Virginia	Chapel Hill	Noon	ACC Network
Tue.	Feb. 19	at Georgia Tech (McCamish Pavilion)	Atlanta, Ga.	9 p.m.	ACC Network
Sat.	Feb. 23	NC State	Chapel Hill	4 p.m.	ESPN or ESPN2
Thu.	Feb. 28	at Clemson (Littlejohn Coliseum)	Clemson, S.C.	7 p.m.	ESPN or ESPN2
Sun.	March 3	Florida State	Chapel Hill	2 p.m.	CBS
Wed.	March 6	at Maryland (Comcast Center)	College Park, Md.	7 p.m.	ESPN or ESPN2
Sat.	March 9	Duke	Chapel Hill	9 p.m.	ESPN

2013 Atlantic Coast Conference Tournament, Greensboro, N.C., Greensboro Coliseum

Thu.	March 14	#8 seed vs. #9 seed		Noon	ESPNU/ACC Network
		#5 vs. #12		2:30 p.m.	ESPNU/ACC Network
		#7 vs. #10		7 p.m.	ESPNU/ACC Network
		#6 vs. #11		9:30 p.m.	ESPNU/ACC Network
Fri.	March 15	#1 vs. 8/9 winner		Noon	ESPN2/ACC Network
		#4 vs. 5/12 winner		2:30 p.m.	ESPN2/ACC Network
		#2 vs. 7/10 winner		7 p.m.	ESPN2/ACC Network
		#3 vs. 6/11 winner		9:30 p.m.	ESPN2/ACC Network
Sat.	March 16	Semifinals		1 & 3:30 p.m.	ESPN/ACC Network
Sun.	March 17	Championship		1 p.m.	ESPN/ACC Network

**2013 NCAA Tournament**

First Round: March 19 & 20 – Dayton, Ohio; **Second & Third Rounds:** March 21 & 23 – Auburn Hills, Mich.; Lexington, Ky.; Salt Lake City, Utah; San Jose, Calif.; March 22 & 24 – Austin, Texas; Dayton, Ohio; Kansas City, Mo.; Philadelphia, Pa.; **Regionals:** March 28 & 30 – Los Angeles, Calif.; Washington, D.C.; March 29 & 31 – Arlington, Texas; Indianapolis, Ind.; **Final Four:** April 6 & 8 – Atlanta, Ga.

Games on ESPN, ESPN2 or ESPNU may be seen on WatchESPN. Games broadcast on the ACC Network may be seen on ESPN3. RSN is the regional sports network that includes Comcast Sports Net, FOX SportsSouth/FOX Sports Carolinas, FOX Sports Florida and NESN.



All times are Eastern Standard



The University of North Carolina and Nike extended their agreement for 10 more years beginning in July 2008. The agreement provides each varsity team with shoes, apparel, equipment bags and other products. It also provides \$2 million to the Chancellor's Academic Enhancement Fund for faculty support. The Tar Heel men's basketball team wears the Jumpman line, named after UNC's Michael Jordan.

2012-13 ROSTER

ALPHABETICAL

No.	Player	Yr.	Pos.	Ht.	Wt.	Hometown	High School(s)
35	Reggie Bullock	Jr.	G/F	6-7	205	Kinston, N.C.	Kinston
4	Luke Davis	So.	G	6-0	175	Raleigh, N.C.	Ravenscroft (Raleigh)
15	P.J. Hairston	So.	G	6-5 ^{1/2}	220	Greensboro, N.C.	Hargrave Military Academy (Chatham, Va.)/ Dudley (Greensboro)
14	Desmond Hubert	So.	F	6-9 ^{1/2}	220	Cream Ridge, N.J.	New Egypt
0	Joel James	Fr.	F	6-10	260	West Palm Beach, Fla.	Dwyer (Palm Beach Gardens)
11	Brice Johnson	Fr.	F	6-9	187	Orangeburg, S.C.	Edisto (Cordova)
43	James Michael McAdoo	So.	F	6-9	230	Norfolk, Va.	Norfolk Christian
2	Leslie McDonald	Jr.	G	6-5	215	Memphis, Tenn.	Briarcrest Christian (Memphis)
5	Marcus Paige	Fr.	G	6-0 ^{1/2}	157	Marion, Iowa	Linn-Mar (Marion)
21	Jackson Simmons	So.	F	6-7	220	Webster, N.C.	Smoky Mountain (Sylva)
1	Dexter Strickland	Sr.	G	6-3	185	Rahway, N.J.	St. Patrick (Elizabeth)
25	J.P. Tokoto	Fr.	F	6-5	185	Menomonee Falls, Wis.	Menomonee Falls

NUMERICAL

No.	Player	Yr.	Pos.	Ht.	Wt.	Hometown	High School(s)
0	Joel James	Fr.	F	6-10	260	West Palm Beach, Fla.	Dwyer (Palm Beach Gardens)
1	Dexter Strickland	Sr.	G	6-3	185	Rahway, N.J.	St. Patrick (Elizabeth)
2	Leslie McDonald	Jr.	G	6-5	215	Memphis, Tenn.	Briarcrest Christian (Memphis)
4	Luke Davis	So.	G	6-0	175	Raleigh, N.C.	Ravenscroft (Raleigh)
5	Marcus Paige	Fr.	G	6-0 ^{1/2}	157	Marion, Iowa	Linn-Mar (Marion)
11	Brice Johnson	Fr.	F	6-9	187	Orangeburg, S.C.	Edisto (Cordova)
14	Desmond Hubert	So.	F	6-9 ^{1/2}	220	Cream Ridge, N.J.	New Egypt
15	P.J. Hairston	So.	G	6-5 ^{1/2}	220	Greensboro, N.C.	Hargrave Military Academy (Chatham, Va.)/ Dudley (Greensboro)
21	Jackson Simmons	So.	F	6-7	220	Webster, N.C.	Smoky Mountain (Sylva)
25	J.P. Tokoto	Fr.	F	6-5	185	Menomonee Falls, Wis.	Menomonee Falls
35	Reggie Bullock	Jr.	G/F	6-7	205	Kinston, N.C.	Kinston
43	James Michael McAdoo	So.	F	6-9	230	Norfolk, Va.	Norfolk Christian

Head Coach: Roy Williams (10th year at UNC, 25th as head coach)

Assistant Coaches: Steve Robinson, C.B. McGrath, Hubert Davis

Director of Operations: Joe Holladay

Director of Strength and Conditioning: Jonas Sahratian

Director of Player Relations/Video Coordinator: Eric Hoots

Head Athletics Trainer: Chris Hirth

PRONUNCIATION GUIDE

Reggie Bullock	BULL-lock
Joel James	joe-ELL
Jonas Sahratian	suh-RAY-shun
J.P. Tokoto	TOE-kuh-toe

CAROLINA BASKETBALL 2012-13 QUICK FACTS

GENERAL INFORMATION

Location	Chapel Hill, N.C.
Founded	1789
Enrollment	18,430 (undergraduate)
Nickname	Tar Heels
School Colors	Carolina Blue & White
Conference	Atlantic Coast
Chancellor	Holden Thorp
Athletic Director	Bubba Cunningham
Arena	Dean E. Smith Center (21,750)
2011-12 Record	32-6 (NCAA Final 8)
2011-12 ACC Record	14-2 (first place)

STAFF

Head Coach	Roy Williams
Record at Carolina	257-68 (nine seasons)
Record Overall	675-169 (24 seasons)

Assistant Coaches

Steve Robinson, C.B. McGrath, Hubert Davis

Director of Basketball Operations: Joe Holladay

Strength & Conditioning Coordinator:

Jonas Sahratian

Head Athletic Trainer: Chris Hirth

Dir. Player Relations/Video Coordinator: Eric Hoots

STARTERS RETURNING (1)

No.	Player	Ht.	Wt.	Cl.	Pos.
1	Dexter Strickland	6-3	185	Sr.	G
35	Reggie Bullock	6-7	205	Jr.	G/F

(Strickland & Bullock split time at shooting guard in 2011-12 with Strickland starting 19 games and Bullock 18)

OTHER LETTERWINNERS RETURNING (5)

No.	Player	Ht.	Wt.	Cl.	Pos.
2	Leslie McDonald	6-5	215	Jr.	G
14	Desmond Hubert	6-9 ^{1/2}	220	So.	F
15	P.J. Hairston	6-5 ^{1/2}	220	So.	G
21	Jackson Simmons	6-7	220	So.	F
43	James Michael McAdoo	6-9	230	So.	F

NEWCOMERS (5)

No.	Player	Ht.	Wt.	Cl.	Pos.
4	Luke Davis #	6-0	175	So.	G
0	Joel James	6-10	260	Fr.	F
11	Brice Johnson	6-9	187	Fr.	F
5	Marcus Paige	6-0 ^{1/2}	157	Fr.	G
25	J.P. Tokoto	6-5	185	Fr.	F

transfer who sat out the 2011-12 season

DEXTER STRICKLAND

THE STRICKLAND FILE

PERSONAL

- Full Name: Dexter Terrez Strickland
- Born: Oct. 1, 1990, in Newark, N.J.

PARENTS

- Dexter L. & Sheronne Strickland

PREP COACH

- Kevin Boyle



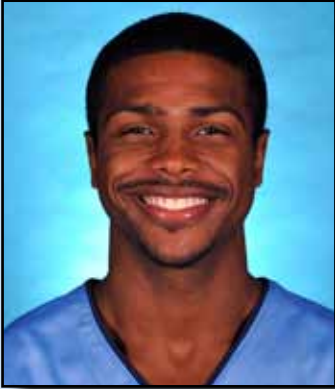
#1 dexter STRICKLAND

#5
Dexter Strickland

6-3 • 185 • Guard • Senior
 Rahway, N.J. • St. Patrick HS
 Communication Studies major

Peyton Williams

STRICKLAND'S CAREER STATISTICS																			
YEAR	GP-GS	MIN	AVG	FGM-A	PCT	3FGM-A	PCT	FTM-A	PCT	OFF	DEF	REB	AVG	A	TO	B	S	PTS	AVG
2009-10	36-4	625	17.4	67-155	.432	8-33	.242	54-78	.692	6	49	55	1.5	71	61	3	33	196	5.4
2010-11	37-36	1000	27.0	94-206	.456	8-32	.250	83-121	.686	34	82	116	3.1	82	54	0	46	279	7.5
2011-12	19-19	461	24.3	57-100	.570	0-1	.000	28-42	.667	10	29	39	2.1	39	26	3	25	142	7.5
TOTALS	92-59	2086	22.7	218-461	.473	16-66	.242	165-241	.685	50	160	210	2.3	192	141	6	104	617	6.7



CAREER

Medically cleared to resume all basketball activities on August 27, 2012, after undergoing surgery on his right anterior cruciate ligament in February.

Has started 59 of 92 games • Scored 617 points (6.7 per game) and has 192 assists • Has played at both guard slots in his career – primarily at the point as a freshman and the two-guard as the start of his sophomore season, but began to see more action at the point in the last 16 games in 2010-11 • Started his junior year at the off-guard spot but played about six to eight minutes a game as the primary ball handler • Has scored in double figures 22 times (six times in 2011-12) with a career-high 19 against William and Mary in Dec. 2010.

JUNIOR SEASON (2011-12)

Suffered a torn right anterior cruciate ligament in the second half of the win at Virginia Tech on Jan. 19th and missed the rest of the season • Had surgery to repair a damaged meniscus and reconstruct his ACL on Feb. 9th.

Shot a team-best .570 from the floor • Prior to being injured, he was tied for the team lead in steals with 25, second in assists with 39 and fifth at 7.5 points per game • Had two or more steals nine times • Was 11 for 18 from the floor (.611) in ACC action • Attempted his first three-pointer of the season against Boston College on Jan. 7th.

2011-12 Game Highlights

Played one of his best all-around games as a Tar Heel in the home win over Miami as he scored a season-high tying 14 points, had three assists, no turnovers and two steals

and played exceptional defense • Made 7 of 9 field goals against the Canes.

Played well on both ends of the floor in the win over Wisconsin as he had nine points and helped limit Jordan Taylor to 6 of 20 shooting from the floor • Led UNC in scoring in the first half with seven points and added a baseline jumper with 5:31 to play that gave UNC a 49-41 lead • Had 13 points, six assists and six rebounds vs. Mississippi Valley State • Had 10 points, five assists and two steals in the win over Michigan State.

SOPHOMORE SEASON (2010-11)

Averaged 10.3 points and 2.5 assists and made 15 of 27 shots (.557) from the floor and 11 of 14 free throws (.786) in the four NCAA Tournament games • Had 41 points in NCAA play, his highest four-game output since December • Did not commit a turnover in 100 minutes in the last three NCAA Tournament games • Had 29 assists in the last 10 games (2.9 per game).

Started 36 games • Averaged 7.5 points and 2.2 assists for the season • Led the team in steals with 45 • Scored in double figures 11 times • Carolina went 9-2 when he scored in double figures (losses to Texas and Kentucky).

2010-11 NCAA Tournament Highlights

Played a solid all-around game against Kentucky in the NCAA regional final with 11 points, four rebounds, two assists, no turnovers and three steals in 37 minutes.

Returned home to New Jersey (was born in Newark) and had eight points, three assists, no turnovers and a career-high tying four steals in regional semifinal vs. Marquette.

Had 13 points, six rebounds and no turnovers against Washington • Made a pair of free throws with 5.4 seconds to play to give UNC the 86-83 lead • Played outstanding defense, helping to limit UW guard Isaiah Thomas to 5 of 15 shooting from the floor.

Had eight points and four assists in home win over Duke, including an emphatic slam dunk with 1:01 to play • Was outstanding in the



DEXTER STRICKLAND

win at NC State as he scored 13 points and added two assists and two steals with no turnovers in 34 minutes • Played one of his best games as a Tar Heel as he had 15 points and four assists in a career-high 35 minutes 89-69 win over Florida State.

FRESHMAN SEASON (2009-10)

Third on the team in steals with 33 • Averaged 17.4 minutes a game playing both the point and two-guard • Learned to play point guard after playing mostly shooting guard in high school.

Made four starts at the two earlier in mid-season • Had 71 assists and 61 turnovers • Had more assists than turnovers in 17 games, including four of five NIT games • Made 27 of his last 34 from the free throw line • Made 8 of 33 from three-point range (made one three-pointer in the last 14 games).

2009-10 Game Highlights

Had five points and three rebounds in win over Miami, making his first three-pointer in seven games • Scored 11 points in the home win over NC State (making 5 of 6 from the free throw line) • Scored 14 points on 6 of 7 shooting from the floor and added two steals in the win at NC State • Was the only Tar Heel to score in double figures at Clemson as he finished with 17 points on 7 of 8 shooting from the floor • Had seven points and three assists and only one turnover in ACC debut against Virginia Tech.

Attempted a season-high 11 shots from the floor (2 for 11) in the loss at the College of Charleston • Made his first start against Albany and had a season-high five assists • Scored a season-high 18 points had four assists in 81-67 win over Rutgers • Made 6 of 8 shots from the floor and 5 of 6 from the line against the Scarlet Knights • Scored eight of Carolina's final 12 points, including a three-pointer with 1:58 to play that gave UNC a seven-point advantage • Was the third time in a five-game span he established a season scoring high (nine vs. Michigan State, 12 vs. Texas, 18 vs. Rutgers) • Did not play against Presbyterian on Dec.

12 due to a strained left hamstring.

Scored a then-season-high 12 points on 5 of 8 shooting from the floor against Texas • Hit his first two three-pointers of the season, scored nine points and had three assists, no turnovers and two blocked shots against Michigan State • Scored eight of his nine points and had a pair of assists in the first half, including a buzzer-beating three-pointer on the break that gave the Tar Heels a 50-34 lead.


PREP

Played for the late Coach Kevin Boyle at St. Patrick High School in Elizabeth, N.J. • Led St. Patrick to three consecutive New Jersey Tournament of Champions titles (which match state championships in all divisions, private and public schools) • St. Patrick's finished No. 4 in USA Today's national rankings • Named to *Newark Star-Ledger's* all-state team for the second year in a row as a senior • Scored 20 points and had seven rebounds in non-public state title game • Played in the 2009 McDonald's All-American Game in Miami and the 2008 Elite 24 All-Star Game in Harlem • Also earned first-team All-America honors from *Parade* magazine.

PERSONAL

Son of Dexter L. and Sheronne Strickland • Born Dexter Terrez Strickland on Oct. 1, 1990, in Newark, N.J. • Majoring in communication studies.

Jeffrey Camarati



**Dexter Strickland in the
Dean E. Smith Center**

Jeffrey Camarati



DEXTER STRICKLAND



Peyton Williams

2009-10	FG	3FG	FT	REB	PF	PTS	A	TO	B	S	MP
FIU	1-1	0-0	0-0	0-0-0	4	2	1	5	0	0	11
NC Central	3-5	0-0	3-5	0-0-0	0	9	3	2	0	1	18
Valparaiso	1-3	0-1	0-0	0-1-1	3	2	2	1	0	0	13
vs. Ohio State	0-2	0-2	0-0	0-0-0	2	0	2	2	0	0	12
vs. Syracuse	0-3	0-1	0-0	0-0-0	0	0	0	1	0	1	15
Gardner-Webb	2-5	0-1	0-0	1-0-1	1	4	3	1	0	0	16
Nevada	0-1	0-1	0-0	1-0-1	0	0	0	1	0	0	8
Michigan State	3-5	2-3	1-4	0-4-4	2	9	3	0	2	1	14
at Kentucky	2-5	1-1	0-0	0-0-0	3	5	1	2	0	3	16
Presbyterian	DNP – strained left hamstring										
vs. Texas	5-8	0-0	2-4	0-0-0	1	12	3	2	0	1	18
Marshall	1-5	0-0	0-0	0-3-3	0	2	4	2	0	0	14
Rutgers	6-8	1-1	5-6	0-2-2	1	18	4	3	0	2	18
Albany*	0-2	0-0	3-4	0-2-2	4	3	5	3	0	1	21
at C of Charleston*	2-11	0-3	4-6	0-4-4	2	8	3	1	0	1	33
Virginia Tech*	3-4	0-1	1-3	0-3-3	3	7	3	1	0	1	21
at Clemson	7-8	1-2	2-2	1-2-3	3	17	3	3	0	3	20
Georgia Tech	0-2	0-0	3-4	0-2-2	1	3	0	1	0	0	10
Wake Forest	1-7	0-3	0-0	0-1-1	1	2	2	0	0	1	18
at NC State	6-7	1-1	1-4	0-0-0	2	14	1	2	0	2	17
Virginia	1-2	0-1	2-2	0-1-1	2	4	2	1	0	0	20
at Virginia Tech*	0-2	0-0	1-2	1-6-7	1	1	1	3	0	0	15
at Maryland	2-5	1-1	2-2	0-0-0	0	7	3	3	0	4	20
Duke	1-4	0-0	1-2	0-1-1	2	3	2	1	0	1	18
NC State	3-8	0-1	5-6	1-0-1	2	11	1	2	0	0	18
at Georgia Tech	2-3	0-1	0-0	0-1-1	4	4	2	3	0	3	16
at Boston College	2-3	0-0	2-2	0-0-0	4	6	0	1	0	0	22
Florida State	0-1	0-0	2-2	0-1-1	1	2	1	3	0	2	19
at Wake Forest	0-5	0-3	3-4	0-1-1	2	3	1	1	0	1	19
Miami	2-2	1-1	0-0	1-2-3	1	5	1	2	0	0	15
at Duke	1-4	0-0	0-0	0-1-1	1	2	2	2	0	0	21
vs. Ga. Tech (ACC)	0-1	0-0	0-0	0-0-0	1	2	1	1	0	0	12
William & Mary (NIT)	1-4	0-1	5-6	0-3-3	1	7	2	1	1	0	19
at Mississippi State	3-4	0-0	2-3	0-3-3	1	8	2	0	0	1	16
at UAB	3-6	0-1	2-3	0-2-2	2	8	3	2	0	1	17
vs. Rhode Island	3-8	0-2	0-0	0-2-2	2	6	3	0	0	2	27
vs. Dayton	0-1	0-0	0-0	0-1-1	1	0	1	2	0	0	17
2010-11	FG	3FG	FT	REB	PF	PTS	A	TO	B	S	MP
Lipscomb*	0-2	0-0	2-4	0-1-1	1	2	1	0	0	1	23
vs. Hofstra*	4-5	1-2	2-2	0-2-2	1	11	4	2	0	2	23
vs. Minnesota*	3-3	1-1	0-0	0-0-0	3	7	2	1	0	2	19
vs. Vanderbilt*	3-6	0-0	0-0	2-1-3	3	6	1	4	0	1	26
UNC Asheville*	2-6	0-2	7-10	2-4-6	1	11	2	5	0	3	32
Coll. Charleston*	3-5	0-0	3-4	3-1-4	2	9	3	2	0	1	24
at Illinois*	2-9	0-1	3-5	1-2-3	2	7	1	3	0	1	25
Kentucky*	2-6	0-0	2-4	0-4-4	3	6	1	0	0	0	29
at Evansville*	1-1	0-0	2-2	0-1-1	2	4	1	1	0	3	21
Long Beach*	4-7	0-1	5-5	1-0-1	2	13	3	1	0	1	25
vs. Texas*	6-10	1-1	5-6	0-1-1	0	18	3	0	0	1	30
William & Mary*	8-12	2-2	1-1	0-1-1	1	19	1	2	0	3	23
vs. Rutgers*	3-6	0-0	3-4	1-2-3	1	9	1	1	0	1	23
Saint Francis*	4-6	0-0	5-8	0-4-4	1	13	3	0	0	1	22
at Virginia*	1-3	0-1	5-6	2-4-6	1	7	1	2	0	0	23
Virginia Tech*	0-4	0-0	0-2	2-0-2	2	0	0	2	0	1	27
at Georgia Tech*	1-4	0-0	3-6	2-5-7	2	5	1	0	0	0	23
Clemson*	2-7	0-3	0-0	0-2-2	0	4	0	0	0	3	30
at Miami*	6-7	0-0	0-1	1-3-4	4	12	4	2	0	0	28
NC State*	3-7	0-1	2-6	2-6-8	1	8	4	1	0	3	26
at Boston College*	2-7	0-1	0-0	1-2-3	4	4	4	1	0	1	23
Florida State*	6-10	2-4	1-2	1-5-6	1	15	4	3	0	1	35
at Duke*	2-4	0-0	2-2	0-2-2	5	6	1	1	0	1	22
at Clemson*	0-2	0-1	1-3	0-2-2	2	1	1	1	0	1	22
Wake Forest*	0-6	0-5	2-2	0-3-3	2	2	3	0	0	0	31
Boston College*	0-1	0-0	1-3	1-1-2	1	1	1	2	0	0	25
at NC State*	5-8	1-2	2-2	1-2-3	2	13	2	0	0	2	34
Maryland*	0-6	0-2	6-6	3-1-4	2	6	8	1	0	0	29
at Florida State*	2-7	0-1	3-3	1-3-4	3	7	0	1	0	1	29
Duke	4-8	0-0	0-1	1-2-3	3	8	4	2	0	0	31
vs. Miami (ACC)*	0-2	0-1	0-0	0-4-4	2	0	2	4	0	0	28
vs. Clemson*	0-2	0-0	4-6	1-2-3	1	4	4	2	0	2	38
vs. Duke*	0-0	0-0	0-0	0-1-1	4	0	1	3	0	0	21
vs. LIU (NCAA)*	3-6	0-0	3-5	1-1-2	1	9	4	4	0	1	30
vs. Washington*	5-8	0-0	3-4	1-5-6	2	13	1	0	0	0	29
vs. Marquette*	3-4	0-0	2-2	0-1-1	1	8	3	0	0	4	34
vs. Kentucky*	4-9	0-0	3-3	3-1-4	2	11	2	0	0	3	37
2011-12	FG	3FG	FT	REB	PF	PTS	A	TO	B	S	MP
vs. Michigan State*	4-7	0-0	2-3	1-1-2	1	10	5	1	0	2	33
at UNC Asheville*	2-5	0-0	3-3	0-3-3	1	7	1	1	0	2	31
Miss. Valley State*	4-5	0-0	5-6	1-5-6	1	13	6	2	0	1	24
Tennessee State*	3-3	0-0	0-3	0-1-1	1	6	1	3	0	3	25
vs. South Carolina*	1-3	0-0	0-0	0-3-3	2	2	1	2	0	0	32
vs. UNLV*	5-8	0-0	2-3	1-2-3	1	12	2	1	0	2	29
Wisconsin*	4-6	0-0	1-1	0-2-2	4	9	0	2	0	0	24
at Kentucky*	2-6	0-0	1-2	1-2-3	1	5	5	2	0	0	28
Evansville*	3-6	0-0	3-6	1-0-1	1	9	2	0	1	3	21
Long Beach State*	1-4	0-0	2-2	0-0-0	1	4	1	1	0	0	20
Appalachian State*	3-5	0-0	0-0	0-1-1	3	6	2	0	0	1	22
Nicholls*	6-8	0-0	2-4	1-1-2	3	14	1	1	0	1	21
Texas*	2-3	0-0	1-2	2-2-4	1	5	0	2	0	2	23
Elon*	4-9	0-0	2-2	0-0-0	0	10	3	2	1	2	25
Monmouth*	2-4	0-0	3-4	0-0-0	2	7	2	1	0	2	22
Boston College*	2-6	0-1	1-1	0-2-2	2	5	2	1	1	3	24
Miami*	7-9	0-0	0-0	1-2-3	0	14	3	0	0	2	26
at Florida State*	2-2	0-0	0-0	1-1-2	1	4	1	3	0	0	21
at Virginia Tech*	0-1	0-0	0-0	0-1-1	3	0	1	1	0	0	10
final 19 games	DNP – injured right knee										

GoHeels.com Focus: COMING BACK

by Adam Lucas, GoHeels.com

Medically, Dexter Strickland was cleared to play basketball in August. Mentally, however, it took him a little longer to reach full speed.

Strickland played pickup with his teammates in early September, the first time he had been back on a court with them since tearing his right ACL in a game at Virginia Tech on January 19. It was a relief to run the floor again, to get back to what had been normal for most of his life.

But even as he was pleased to rejoin the normal rhythm of offseason basketball, Strickland knows he's not fully back yet.

"Running up and down the court was different," Strickland said. "I still have a little limp because of just that mental hesitation. I'm still cautious about what I do and how I do it. I'm not sure yet how much weight I can put on my knee or how fast I can cut."

It might sound a little alarming that even when given full medical clearance to play, Strickland still has some hesitation. But the Tar Heels unfortunately have some experience with torn ACLs—just in the past four seasons, Bobby Frason, Leslie McDonald and Strickland have suffered the once-devastating injury—and all involved have noted there's a physical rehab process which is then followed by a mental rehab.

Frason, in fact, said one of the toughest parts of his rehab was "learning to trust my knee again."

As Strickland worked back into game shape, it was a fine line between wanting to forget about the injury—while being conscious of the reality.

"When you think about it or don't go as hard, that's when you get hurt. The biggest thing for someone coming back from an ACL tear is that you have to trust your body. That's why rehab is very important, because you have to get that strength back in your knee, so that when you make those cuts and sharp turns, it's not as big a stress on your knee."

Of course, preparation for the season is more than just playing pickup. Strickland has developed a routine of early-morning shooting at the Smith Center. On many nights, he's doubled his shooting with an additional late-night session.

Mostly, the extra shooting is intended to replace the repetitions he missed last season when he was sidelined. But it might also have a tangential effect on some of his teammates. As the lone scholarship senior, Strickland will have a leadership role on the 2013 team, a subject new assistant coach Hubert Davis—himself the lone senior on his 1991-92 Carolina team—has addressed with him.

"We talked about doing the right thing on and off the court," Strickland said. "Things like being at class on time, being at meetings on time, and setting great examples for the freshmen. I need to do little stuff like texting the freshmen just to check in. Coach Davis mentioned to me that he wasn't as much of a vocal leader, but that he led by his example and with his actions. He said I could be both a vocal leader and lead by action."

LESLIE McDONALD

Leslie McDonald
#15

THE McDONALD FILE

PERSONAL

- Full Name: Leslie Vernard McDonald
- Born: Feb. 4, 1991, in Memphis, Tenn.

PARENTS

- Wanda & Leslie McDonald Sr.

PREP COACH

- John Harrington



#2 Leslie McDonald

6-5 • 215 • Guard • Junior
 Memphis, Tenn. • Briarcrest Christian HS
 Communication Studies major

Jeffrey Camarati

McDONALD'S CAREER STATISTICS																			
YEAR	GP-GS	MIN	AVG	FGM-A	PCT	3FGM-A	PCT	FTM-A	PCT	OFF	DEF	REB	AVG	A	TO	B	S	PTS	AVG
2009-10	34-0	350	10.3	42-136	30.9	11-53	20.8	19-29	65.5	17	33	50	1.5	22	18	5	8	114	3.4
2010-11	36-0	565	15.7	86-223	38.6	51-134	38.1	29-39	74.4	28	49	77	2.1	20	30	2	19	252	7.0
TOTALS	70-0	915	13.1	128-359	35.7	62-187	33.2	48-68	70.6	45	82	127	1.8	42	48	7	27	366	5.2



Missed last season after knee surgery • Medically cleared to resume playing after the conclusion of the 2011-12 season • Has played in 70 career games and scored 366 points • Has 62 career three-pointers, most among returning players • Made 40 more three-pointers as a sophomore than he did as a freshman.

2011-12 SEASON

Did not play due to injury • Suffered a torn anterior cruciate ligament in his right knee while playing in a summer league game in July 2011.

JUNIOR SEASON (2010-11)

Carolina's fifth-leading scorer overall, the second-leading three-point shooter and top scorer off the bench at 7.0 points a game • Scored in double figures 10 times, including five ACC regular-season and Tournament games • Second on the team with 51 three-pointers made • Made two or more three-pointers in 12 games and four or more four times (Hofstra, Long Beach, Rutgers and Saint Francis) • Made 4 for 20 from three-point range in the last six games • Did not play against Clemson on Jan. 18th because of a back contusion and a small pneumothorax • Suffered the injury in the second half at Georgia Tech on Jan. 16 when he simultaneously fell on the ball and was kneed in the back.

Three-pointer with 3:46 to play against Marquette finally put the game out of reach • Scored all five of UNC's bench points and played well defensively in the win over Washington • Made one of the defensive plays of the season when he defended Clemson's Demontez

Stitt on the final play of regulation in Carolina's win in the ACC semi-final • Played a huge role in Carolina's comeback win over Miami in the ACC quarterfinals – scored all 11 of his points in the second half • Hit three three-pointers, two of which jump started the Tar Heel rally from 19 points down.

2010-11 Regular Season

Helped UNC build a 51-39 half-time lead over Duke as he scored nine first-half points on 3 of 3 shooting from the floor and 2 of 2 free throws • Scored in double figures for the second straight game (first time in ACC play) with 10 key points in the win at Florida State • Hit three three-pointers against the Noles, including back-to-back hoops less than a minute apart that gave UNC a 49-44 lead midway through the second half • Scored an ACC season-high 15 points against Maryland – went 6 for 10 from the floor including 3 for 5 from three-point range • The six field goals were as many as he made in his previous four games • Helped keep UNC close early in the first half at NC State with five points on a pair of baskets • Scored all 13 of his points against Wake Forest in the first half, helping Carolina to a 41-28 lead at the break • Also grabbed a career-high seven rebounds (five on the offensive glass) and made a career-best 5 of 6 from the free throw line against the Deacs.

Led UNC with 14 points on 4 of 7 three-point shooting in the win in Madison Square Garden over Rutgers • Scored 14 points on 5 of 10 shooting against William and Mary, hitting a pair of first-half three-pointers that broke open a sluggish game and gave Carolina a 19-point lead • Won his first defensive player of the game award as a Tar Heel in the win against William and Mary • Hit his first five three-pointers in the first half en route to a career-high 17 points against Long Beach • Also had a career-best three assists against Long Beach • Tied his previous scoring high with 16 points in the win over Hofstra when he made 4 of 6 three-pointers • Went 3 for 3 from the floor including a pair of three-pointers against College

Peyton Williams



LESLIE McDONALD

of Charleston • Hit a key basket against Kentucky midway through the second half after the Wildcats built a 57-51 lead, UNC's largest deficit of the second half.

FRESHMAN SEASON (2009-10)

Scored seven key first-half points in win at Mississippi State, helping UNC to a 36-33 halftime advantage • Hit a clutch three-pointer in the NIT over William and Mary • Trailing 59-55, he hit a three to pull the Tar Heels within a point • Was CBS's player of the game in the win at Wake Forest as he scored a season-high 16 points • Had season highs for points, field goals, field goal attempts, three-pointers, three-point attempts and minutes in Winston-Salem • Was his second game scoring in double figures, first in ACC play, and the first time as a Tar Heel he led the team in scoring • Made 6 of 14 from the floor (2 of 5 3FG) • Scored nine points in the first half helping Carolina to a 32-28 lead at the break • Hit a three-pointer with 12:27 to play, moments after the Deacs had taken their one and only lead of the second half on a three by Al-Farouq Aminu • Later, Wake cut UNC's lead from 11 to three, but McDonald scored on a driving layup with 51 seconds to play to give UNC a 73-68 lead • Then he sealed the win by taking a charge.

Went 4 for 4 from the line and netted seven points against FSU • Scored five of his seven points in the second half in the home win over NC State • Three-pointer from the corner gave UNC a 53-45 lead, then added a pair of free throws to up the lead to 10 for the first time • Was more points than he had scored in his previous five ACC games combined • Sprained his right ankle in the loss at the College of Charleston, but played 11 minutes in ACC opener against Virginia Tech • Played a season-high 28 minutes and scored in double figures for the time at the College of Charleston • Had 11 points, four rebounds and two blocks against the Cougars • Scored nine points against Albany and added three offensive boards and two assists • Had seven points, six rebounds and two steals in

win over North Carolina Central • Played well defensively in the win over Michigan State.


PREP

Played for Coach John Harrington at Briarcrest Christian High School in Eads, Tenn. • Two-time Tennessee Division 2 AA Mr. Basketball • All-time leading scorer in Memphis private school history with 2,353 points • Also set the school career mark with 875 rebounds • Started 129 of 133 games at Briarcrest • Averaged 20.7 points, 6.5 rebounds and 2.3 assists as a senior • Averaged 21.5 points as a junior • Led Briarcrest to the state title in 2008 • Scored a single-game best 37 points as a sophomore • Won Gatorade Player of the Year honors in Tennessee in 2008 • Also earned prep Academic All-America honors • Member of the drama and art clubs • Played for Team USA in Nike Hoop Summit in Oregon • Also earned fourth-team All-America honors from Parade magazine • Played for the USA U18 National Team in the 2008 FIBA Americas Championships in Argentina.

PERSONAL

Born Leslie Vernard McDonald on Feb. 4, 1991, in Memphis, Tenn. • Son of Leslie Sr. and Wanda McDonald • Majoring in communication studies.

Jeffrey Camarati



**Leslie McDonald
at Polk Place**

Peyton Williams



2009-10	FG	3FG	FT	REB	PF	PTS	A	TO	B	S	MP
FIU	1-4	0-1	0-0	0-1-1	0	2	1	0	1	0	8
NC Central	3-5	1-3	0-0	0-6-6	3	7	1	1	0	2	11
Valparaiso	0-1	0-0	0-4	0-0-0	0	0	1	2	0	0	8
vs. Ohio State				DNP							
vs. Syracuse	0-2	0-2	0-0	0-1-1	0	0	0	0	0	0	4
Gardner-Webb	0-0	0-0	1-2	0-0-0	0	1	1	0	0	0	4
Nevada				DNP							
Michigan State	0-2	0-0	0-0	0-0-0	0	0	0	0	0	0	5
at Kentucky	0-0	0-0	0-0	0-0-0	1	0	0	1	0	0	2
Presbyterian	3-6	0-1	1-1	0-1-1	0	7	2	1	1	1	12
vs. Texas	1-3	0-1	0-0	1-1-2	0	2	0	0	0	0	3
Marshall	0-1	0-1	0-0	1-0-1	0	0	1	0	0	0	3
Rutgers	0-0	0-0	0-0	0-1-1	3	0	1	0	1	0	8
Albany	4-10	0-1	1-1	3-0-3	2	9	2	0	0	1	17
at C of Charleston	4-9	0-1	3-4	2-2-4	2	11	1	2	2	0	28
Virginia Tech	1-4	0-2	0-0	0-0-0	3	2	0	0	0	0	11
at Clemson	4-7	0-1	1-2	1-3-4	0	9	0	0	0	0	13
Georgia Tech	2-6	2-4	2-2	1-2-3	1	8	1	1	0	0	14
Wake Forest	1-6	1-4	0-0	0-2-2	1	3	2	0	0	0	14
at NC State	0-1	0-0	0-0	0-1-1	0	0	1	0	0	0	5
Virginia	1-2	1-1	0-0	0-0-0	1	3	0	0	0	0	8
at Virginia Tech	0-0	0-0	0-0	0-0-0	0	0	0	0	0	0	1
at Maryland	1-4	0-2	0-0	0-1-1	0	2	1	0	0	0	8
Duke	0-0	0-0	0-0	0-0-0	1	0	0	0	0	0	2
NC State	2-4	1-3	2-2	1-1-2	0	7	1	0	0	0	13
at Georgia Tech	1-7	0-2	1-2	2-2-4	1	3	0	3	0	1	21
at Boston College	0-1	0-0	0-0	0-1-1	1	0	0	0	0	0	5
Florida State	1-3	1-1	4-4	0-2-2	3	7	0	0	0	2	16
at Wake Forest	6-14	2-5	2-4	2-2-4	1	16	1	0	0	0	23
Miami	0-7	0-4	0-0	1-1-2	0	0	1	1	0	0	13
at Duke				DNP – strained right hamstring							
vs. Ga. Tech (ACC)	1-4	0-2	0-0	0-0-0	0	2	0	1	0	0	8
William & Mary (NIT)	1-3	1-2	0-0	0-1-1	1	3	1	0	0	1	12
at Mississippi State	3-8	0-2	1-1	0-0-0	4	7	1	1	0	0	10
at UAB	0-4	0-3	0-0	0-0-0	0	0	0	1	0	0	11
vs. Rhode Island	1-6	1-3	0-0	2-1-3	1	3	1	2	0	0	19
vs. Dayton	0-2	0-1	0-0	0-0-0	1	0	0	1	0	0	9
2010-11	FG	3FG	FT	REB	PF	PTS	A	TO	B	S	MP
Lipscomb	3-5	1-2	0-1	0-1-1	3	7	0	1	0	0	17
vs. Hofstra	5-9	4-6	2-2	0-1-1	3	16	0	3	0	1	15
vs. Minnesota	0-4	0-3	0-0	1-0-1	0	0	1	1	0	0	13
vs. Vanderbilt	2-7	0-3	1-2	1-0-1	3	5	0	2	0	1	16
UNC Asheville	2-5	0-2	0-0	0-1-1	4	4	0	0	0	1	10
Coll. Charleston	3-3	2-2	1-2	0-0-0	0	9	0	0	0	0	15
at Illinois	2-3	1-1	0-0	0-2-2	1	5	0	1	0	1	15
Kentucky	1-4	0-3	1-2	0-0-0	2	3	0	0	0	0	12
at Evansville	1-4	0-2	3-4	0-1-1	2	5	2	0	0	1	12
Long Beach	6-8	5-6	0-0	0-2-2	2	17	3	0	0	1	16
vs. Texas	0-4	0-2	0-0	0-0-0	2	0	0	1	0	0	10
William & Mary	5-10	2-5	2-2	1-1-2	0	14	1	0	1	1	15
vs. Rutgers	5-9	4-7	0-0	2-2-4	1	14	0	0	0	0	16
Saint Francis	4-7	4-6	0-0	0-3-3	1	12	0	0	0	0	17
at Virginia	3-7	1-3	0-1	0-3-3	1	7	1	1	0	0	17
Virginia Tech	1-6	1-6	0-0	1-1-2	2	3	0	0	0	0	14
at Georgia Tech	2-10	2-5	4-4	1-2-3	2	10	0	0	0	0	18
Clemson				DNP – back contusion, pneumothorax							
at Miami	2-8	2-6	0-0	2-1-3	1	6	1	1	0	0	12
NC State	1-5	1-3	0-0	1-0-1	0	3	2	1	0	0	14
at Boston College	4-9	1-4	0-0	0-0-0	1	9	1	0	0	0	15
Florida State	1-5	1-4	0-0	1-0-1	3	3	0	2	0	0	7
at Duke	3-7	1-5	1-1	0-2-2	2	8	0	2	0	0	16
at Clemson	0-3	0-2	1-2	1-2-3	2	1	0	0	0	2	22
Wake Forest	3-9	2-6	5-6	5-2-7	1	13	2	2	0	1	16
Boston College	1-5	1-3	0-0	0-0-0	1	3	0	0	0	2	14
at NC State	2-4	1-2	0-0	0-1-1	1	5	0	2	0	1	12
Maryland	6-10	3-5	0-0	2-2-4	2	15	0	2	0	1	20
at Florida State	3-7	3-5	1-2	1-1-2	0	10	0	0	0	1	17
Duke	3-3	1-1	2-2	2-3-5	3	9	1	0	0	0	15
vs. Miami (ACC)	4-7	3-4	0-0	0-2-2	2	11	1	2	0	0	22
vs. Clemson	2-6	1-3	0-0	0-3-3	4	5	0	0	0	1	16
vs. Duke	1-6	1-4	3-4	1-3-4	3	6	1	3	0	3	24
vs. LIU (NCAA)	0-7	0-5	2-2	0-4-4	3	2	2	1	1	0	21
vs. Washington	2-5	1-3	0-0	2-1-3	1	5	1	0	0	0	16
vs. Marquette	2-8	1-3	0-0	2-2-4	1	5	0	1	0	0	21
vs. Kentucky	1-4	0-2	0-0	1-0-1	3	2	0	1	0	0	17

GoHeels.com Focus:

ALMOST BACK

by Adam Lucas, GoHeels.com

Leslie McDonald had modest goals for the summer of 2012. Unlike so many players who have big offseason checklists, he didn't want to overhaul his shot, develop a new go-to offensive move, or gain or lose a significant amount of weight.

No, McDonald's goal was more basic: "My first goal," he says with a grin, "was to just get past the summer."

You can understand his hesitation to proclaim big goals. In the summer of 2011, the Memphis native was probably the most buzzed-about of the current Tar Heels among his teammates. He'd made some dramatic improvements and was playing well in summer pickup games and the offseason Pro-Am. But it was in one of those Pro-Am games, on July 14, 2011, when he tore the anterior cruciate ligament in his right knee. The resulting surgery and rehab process kept him out for the entire 2011-12 season.

That's not to say, though, that he didn't consider coming back. As the injuries piled up for the 2012 Tar Heels, and as McDonald began to work back into practice on a more regular basis, there were a few moments when he considered dropping his redshirt and asking to play ahead of schedule.

"Every now and then, I got really close," he says. "But I didn't want to come back too soon. I knew I had to do what was best for me. I've talked to a lot of guys who had the same injury I had, and they said the best thing to do is wait a year and make sure your body is completely healthy, because you don't want to go through that process again."

Watching the entire 2011-12 season from the bench gave McDonald a greater appreciation for some of the details discussed by the coaches. He says he's more committed to defense now, and has a deeper understanding of how pressure on the ball can turn into easy scoring chances.

It's nice that McDonald has developed a nose for defense, but the chatter about him has mostly focused on his offense. As a sophomore, he took over 60 percent of his shots from beyond the three-point line. A career 33.2 percent shooter from the arc, he's worked on making his perimeter game more consistent, but he's also tried to diversify his offense.

"I don't want to just be a shooter," he says. "I want to make some plays for other people. I want to attack the basket, because that opens up shots for other guys. If I attack the lane and make a layup, that's great. And maybe the next time, the defense comes over to cut off that drive and I can pass to someone in the post or one of our wings to get them a shot."

As he starts describing his upcoming season, the always-congenial McDonald is even more animated. By the time the Tar Heels face Gardner-Webb in the season opener, it will have been 532 days since he last played in a college basketball game.

"I can't wait to put the jersey on again," he says. "That first game is so close I can smell it."



Robert Crawford

REGGIE BULLOCK



THE BULLOCK FILE

PERSONAL

- Full Name: Reginald Ryedell Bullock
- Born: March 16, 1991, in Baltimore, Md.

MOTHER

- Danielle Long

PREP COACH

- Wells Gulledge



**#35 reggie
BULLOCK**



6-7 • 205 • Guard/Forward • Junior
Kinston, N.C. • Kinston HS
Communication Studies major

Peyton Williams


BULLOCK'S CAREER STATISTICS

YEAR	GP-GS	MIN	AVG	FGM-A	PCT	3FGM-A	PCT	FTM-A	PCT	OFF	DEF	REB	AVG	A	TO	B	S	PTS	AVG
2010-11	27-0	392	14.5	62-169	.367	29-98	.296	13-23	.565	22	54	76	2.8	16	13	3	18	166	6.1
2011-12	38-18	965	25.4	124-290	.428	71-186	.382	16-22	.727	63	130	193	5.1	52	38	8	25	335	8.8
TOTALS	65-18	1357	20.9	186-459	.405	100-284	.352	29-45	.644	85	184	269	4.1	68	51	11	43	501	7.7

REGGIE BULLOCK



J.D. Lyon Jr.



Carolina's leading returning scorer for 2012-13 • Averaged 8.8 points per game last season • Led the Tar Heels in three-pointers • Named MVP of the 2012 N.C. Pro-Am summer league championship game after scoring 28 points in the title contest.

SOPHOMORE SEASON (2011-12)

Led UNC in three-pointers made with 71 and three-point percentage at .382 (making 71 for 186) • Was the fourth-leading scorer (8.8 ppg) on the team.

Moved into the starting lineup on Jan. 26th after the season-ending injury to Dexter Strickland • Tar Heels went 16-3 after he became a starter • Averaged 8.4 points coming off the bench in the first 19 games and 9.3 points in the 19 games after moving into the starting lineup • Averaged more than 32 minutes over the last 19 games – had not played more than 24 minutes in a college game until Strickland's injury • Scored in double figures 19 times including eight of the last 13 games and 11 of the last 19 • Made multiple three-pointers in 22 games • Made 71 of UNC's 194 three-point baskets (36.6 percent) • Was second on the team with seven defensive player of the game awards (Michigan State, Monmouth, Miami, NC State, Georgia Tech, Duke and at NC State) • Went to the free throw line in 11 games • Made a career-high five free throws in six attempts against Florida State in the ACC Tournament championship game • Grabbed five or more rebounds in 23 games (twice in the first 10 games and 21 times in the last 28) • Had 86 rebounds (6.1) in the last 14 games.

Peyton Williams



2012 NCAA Tournament

Played his finest game as a Tar Heel with 17 points, 10 rebounds and five assists in a career-high 41 minutes against Ohio in the Sweet 16, but hyperextended his left knee in the second half • Hit 5 of 10 three-pointers, including four in the final 25 minutes • Hit a three with 40 seconds to play in regulation to give UNC a 63-61 lead, then opened the scoring in overtime with another three • The 17 points and five threes were the most since he hit six threes and scored 23 points against Tennessee State on Nov. 22nd • The five three-pointers tie the second-most in an NCAA Tournament game by a Tar Heel and are the most since Wayne Ellington hit five against Villanova in 2009 Final Four • Scored 13 points on 3 of 5 shooting from long range and grabbed eight rebounds against Creighton • Tied his career high with three steals vs. Vermont • Averaged 10.5 points and 7.0 rebounds and was 11 of 26 (.423) from three-point range in the NCAA Tournament.

2012 ACC Tournament

Averaged 9.0 points and 5.0 rebounds • Made 9 of 26 shots from the floor (.346), including 4 of 15 from three • Was 6 for 10 from the floor for 15 points and had three assists vs. Maryland • Had a career-high six assists and seven rebounds against NC State and again played outstanding defense.

2012 Regular Season

Had 12 points and six rebounds and helped limit Austin Rivers to 5 of 12 shooting from the floor (1 of 6 from three-point range) in the win at Duke • Had 12 points and a career-high four assists in home win over Maryland • Scored eight of his 11 points in the first half, helped limit Scott Wood to 1 of 5 shooting, was UNC's defensive player of the game and did not have a turnover in the 86-74 win at NC State.

Scored 11 points and played solid defense in the win at Maryland, helping limit Terrell Stoglin, the ACC's top scorer, to just 8 of 21 shooting and one of nine from three-point range • Made his first start in the win over NC State and

REGGIE BULLOCK

had 11 points, five rebounds and three assists • Three-pointer off the break gave Carolina a five-point lead in the win at Virginia Tech.

Had 12 points and six rebounds in the win over Texas • Posted his first collegiate double-double with 10 points and a career-high 10 rebounds against Nicholls.

Scored a career-high 23 points on 8 of 10 shooting from the floor and 6 of 7 from three-point range against Tennessee State.

FRESHMAN SEASON (2010-11)

Tore the lateral meniscus in his left knee on Feb. 27 in the win over Maryland • Had surgery on March 7 to repair the injury and missed the rest of the 2010-11 season.

Sixth on the team in scoring and the second-leading scorer off the bench at 6.1 points per game • Third on the team with 29 three-pointers made • Made 29 of 98 from three-point range (29.6 percent) • Scored in double figures seven times.

2010-11 Game Highlights

Hit a jumper from the top of the key and converted the free throw for a three-point play with 9:24 to play, breaking a 50-50 tie in the win at NC State (UNC would lead the rest of the game) • Knocked in a season-high four first-half three-pointers, finished with 16 points and won his first defensive player of the game award in UNC's 106-74 win at Boston College • Tar Heels were trailing 18-13 before he hit his first three, but led 29-22 after his fourth trey in a span of 3:38

• Earned ACC Rookie of the Week honors after scoring a season-high 18 points in 75-65 win over Clemson • Scored four points and had five rebounds at Virginia, just two days after his grandmother, Patricia Williams, passed away in Kinston • Bullock lived with Ms. Williams for a number of years prior to attending UNC.

PREP

First-team *Parade* All-America • Led Kinston High School to the 2010 2-A state championship and the 2008 3-A state title • Played for Coach Wells Gullede • The 2010 Associated Press Player of the Year in North Carolina • Also the Gatorade NC Player of the Year • Three-time all-state selection • Had 15 points, 10 rebounds and three steals in 2010 state finals against West Caldwell • Scored his 2,000th career point in the fourth quarter of the championship game • Scored 30 or more points nine times as a senior with a high of 40 at North Pitt • Played in the McDonald's All-Star Game, the Nike Hoop Summit and the Jordan Brand Classic • Had 11 points and three assists in the Jordan game in Madison Square Garden • Earned MVP honors at the North Carolina High School All-Star Game after a 20-point, 10-rebound performance.

PERSONAL

Reginald Ryedell Bullock is the son of Danielle Long • Born March 16, 1991, in Baltimore, Md. • Majoring in communication studies • Last name is pronounced BULL-lock.

2010-11	FG	3FG	FT	REB	PF	PTS	A	TO	B	S	MP
Lipscomb	5-11	2-4	0-0	2-2-4	0	12	1	0	0	0	15
vs. Hofstra	2-4	2-3	0-0	0-1-1	1	6	2	0	0	1	13
vs. Minnesota	4-9	2-6	1-2	0-1-1	1	11	0	1	0	1	19
vs. Vanderbilt	4-6	2-2	0-0	1-1-2	1	10	0	1	0	1	15
UNC Asheville	DNP - left knee irritation										
Coll. Charleston	3-6	0-0	1-2	1-0-1	0	7	0	0	0	0	12
at Illinois	2-4	1-3	0-1	0-1-1	1	5	0	3	0	1	13
Kentucky	0-5	0-3	1-2	0-3-3	2	1	0	0	0	1	16
at Evansville	3-9	2-5	1-2	2-2-4	2	9	0	0	1	0	10
Long Beach	3-5	2-4	0-0	0-1-1	0	8	0	0	0	0	10
vs. Texas	1-2	0-0	0-0	0-2-2	1	2	0	0	0	0	9
William & Mary	4-8	1-5	2-4	2-3-5	1	11	3	1	0	1	20
vs. Rutgers	2-7	2-7	0-0	1-2-3	0	6	3	0	1	1	16
Saint Francis	5-8	1-4	1-1	1-4-5	0	12	2	0	0	0	17
at Virginia	1-3	1-2	1-2	0-5-5	2	4	0	0	0	0	14
Virginia Tech	1-8	0-5	0-0	0-1-1	0	2	0	1	0	0	10
at Georgia Tech	1-5	0-3	0-0	1-4-5	1	2	0	2	0	0	15
Clemson	6-10	3-7	3-4	2-3-5	1	18	2	1	0	2	18
at Miami	3-8	2-5	0-0	3-2-5	0	8	0	1	0	2	23
NC State	0-5	0-3	0-0	1-3-4	1	0	1	0	0	1	16
at Boston College	6-9	4-7	0-0	1-3-4	0	16	1	1	1	1	17
Florida State	1-5	1-4	0-0	0-1-1	1	3	0	0	0	0	13
at Duke	0-5	0-4	0-0	1-4-5	4	0	0	0	0	2	17
at Clemson	0-3	0-2	0-0	0-1-1	2	0	0	0	0	1	14
Wake Forest	2-7	1-6	0-0	1-3-4	1	5	0	0	0	0	14
Boston College	1-4	0-1	0-0	1-1-2	1	2	0	1	0	0	17
at NC State	1-5	0-1	2-3	1-0-1	0	4	1	0	0	0	12
Maryland	1-8	0-2	0-0	0-0-0	1	2	0	0	0	2	7
at Florida State	DNP - injured left knee										
Duke	DNP - injured left knee										
vs. Miami (ACC)	DNP - injured left knee										
vs. Clemson	DNP - injured left knee										
vs. Duke	DNP - injured left knee										
vs. LIU (NCAA)	DNP - injured left knee										
vs. Washington	DNP - injured left knee										
vs. Marquette	DNP - injured left knee										
vs. Kentucky	DNP - injured left knee										
2011-12	FG	3FG	FT	REB	PF	PTS	A	TO	B	S	MP
vs. Michigan State	1-3	1-3	0-0	0-1-1	0	3	0	0	0	1	12
at UNC Asheville	1-2	0-1	0-0	0-0-0	3	2	0	0	0	2	10
Miss. Valley State	4-12	3-8	0-1	3-1-4	2	11	0	2	1	1	20
Tennessee State	8-10	6-7	1-2	0-4-4	0	23	2	0	0	1	18
vs. South Carolina	0-4	0-2	0-0	3-2-5	0	0	3	0	0	0	13
vs. UNLV	4-5	0-1	0-0	1-3-4	1	8	1	2	0	1	19
Wisconsin	1-3	1-3	2-2	0-1-1	0	5	0	1	0	0	18
at Kentucky	3-8	2-5	0-0	2-3-5	1	8	1	0	0	0	19
Evansville	5-9	4-7	1-1	0-3-3	0	15	1	0	0	1	17
Long Beach State	6-10	3-7	0-0	0-4-4	2	15	2	2	0	3	24
Appalachian State	4-8	2-5	0-0	1-5-6	2	10	0	1	0	1	23
Nicholls	4-10	2-8	0-0	4-6-10	0	10	1	1	0	1	19
Texas	4-7	2-4	2-2	2-4-6	3	12	1	1	1	0	22
Elon	3-6	1-3	0-0	1-5-6	0	7	1	0	0	1	19
Monmouth	4-8	2-6	1-1	0-3-3	1	11	1	2	0	0	19
Boston College	1-7	0-3	0-0	2-5-7	1	2	2	2	0	0	19
Miami	2-6	1-4	0-0	3-3-6	0	5	0	1	0	0	18
at Florida State	2-5	2-4	0-0	3-3-6	0	6	0	0	0	0	23
at Virginia Tech	2-10	2-7	0-0	3-0-3	1	6	1	1	0	0	26
NC State*	4-9	3-5	0-0	1-4-5	3	11	3	1	0	0	33
Georgia Tech*	4-7	3-6	0-0	2-2-4	0	11	1	1	1	0	30
at Wake Forest*	2-11	1-5	1-1	3-2-5	3	6	1	1	1	1	33
at Maryland*	5-10	1-3	0-0	4-1-5	1	11	1	1	0	1	34
Duke*	2-3	0-1	0-0	0-4-4	3	4	1	1	0	1	34
Virginia*	2-11	1-6	0-0	2-4-6	0	5	0	1	0	0	34
at Miami*	4-10	2-5	0-0	3-4-7	2	10	0	2	1	0	31
Clemson*	4-7	3-5	0-0	3-3-6	1	11	2	1	0	0	28
at NC State*	4-7	3-6	0-0	3-5-8	0	11	2	0	1	1	32
at Virginia*	1-3	1-3	0-0	0-6-6	0	3	0	3	0	1	32
Maryland	4-9	2-6	2-2	1-3-4	2	12	4	2	0	1	29
at Duke*	5-9	2-6	0-0	4-2-6	3	12	1	1	0	1	29
vs. Maryland (ACC)*	6-10	3-5	0-0	0-1-1	1	15	3	0	0	0	31
vs. NC State*	2-7	1-5	0-0	2-5-7	1	5	6	2	0	0	36
vs. Florida State*	1-9	0-5	5-6	2-5-7	3	7	1	0	0	1	29
vs. Vermont (NCAA)*	2-9	2-6	1-2	0-3-3	2	7	0	0	1	3	28
vs. Creighton*	5-7	3-5	0-2	1-7-8	1	13	2	1	0	0	32
vs. Ohio*	6-13	5-10	0-0	3-7-10	1	17	5	2	1	1	41
vs. Kansas*	2-6	1-5	0-0	1-6-7	2	5	2	2	0	0	31



Jeffrey Camarati



GoHeels.com Focus:

DEFENSIVE STOPPER?

by Adam Lucas, GoHeels.com

Reggie Bullock has simple goals for his junior season at Carolina: "I want to be the best defensive player on the team," he says.

The stats suggest he might already be there. After winning just two defensive awards from the coaches during the nonconference portion of last year's schedule, he won five defensive awards during ACC play, more than any other player on the roster. So be honest, Reggie, weren't you already the best defensive player on the team?

The Kinston native allows himself a little grin. "Once Dexter (Strickland) went down, probably so," he says. "But everyone knows what he brings on defense. This year, I'm trying to be the best, though. I'm trying to be the best on both ends."

Assuming Strickland returns to his pre-injury level, Carolina has the potential to be an interesting—different than last year, with no John Henson and Tyler Zeller in the middle, but interesting—defensive team this year, with Bullock and Strickland causing problems on the perimeter, the long-armed J.P. Tokoto stepping in a few passing lanes, and James Michael McAdoo picking off a few of his signature steal-and-dunks from midcourt.

They'll need to create some steals to generate some offense while the halfcourt offense matures. Bullock, who made noticeable progress last year, should also be a factor on that end of the court.

By the time his sophomore season ended in the NCAA Tournament, with Harrison Barnes and P.J. Hairston struggling to find their shots and Kendall Marshall out of the lineup, Bullock was Carolina's most consistently reliable perimeter threat.


He not only made shots, he made them at important moments. Against Ohio in the NCAA Tournament regional semifinal, Bullock nailed four second-half three-pointers, and all of them came in either a tied or one-point game.

That's been the book on him since he arrived in Chapel Hill: he's a shooter. Quietly, though, he's developed a much more well-rounded game.

"There will be a lot of teams who know me as a shooter now," Bullock says. "They don't know the rest of my game. Over the summer, I tried to increase my ability to get to the basket. People might think of me strictly as a shooter, but I want to do it all. I want to get to the basket, finish, and make the one-two dribble pullup. I have some things to show people haven't seen from my first couple years of college basketball."

Bullock flashed some of that game in this summer's North Carolina Pro-Am, an annual collection of some of the best college talent in the area, plus a selection of numerous alumni from Carolina, NC State and Duke. Yes, it's essentially glorified pickup basketball, but it's noteworthy that Bullock put up back-to-back 30+-point games in the semifinals and finals of the league championship, on his way to earning MVP honors for his team.

His scoring outburst highlighted one of the biggest progressions in his game. When he arrived at Carolina, he largely needed someone else to set him up, to put himself in position to score. Now, he's more capable of creating a scoring chance on his own, maybe even flash that "one-two dribble pullup" that he loves to talk about.



Reggie Bullock at
Ram Village dormitory

Jeffrey Camarati

LUKE DAVIS

THE DAVIS FILE

PERSONAL

- Full Name: Luke Dickson Davis
- Born: April 9, 1991, in Raleigh, N.C.

PARENTS

- Pete and Debbie Davis

PREP COACH

- Kevin Billerman



**#4 luke
DAVIS**

6-0 • 175 • Guard • Sophomore
Raleigh, N.C. • Ravenscroft HS
Sociology major

Jeffrey Camarati

DAVIS'S STATISTICS AT GARDNER-WEBB

YEAR	GP-GS	MIN	AVG	FGM-A	PCT	3FGM-A	PCT	FTM-A	PCT	OFF	DEF	REB	AVG	A	TO	B	S	PTS	AVG
2010-11	32-30	1035	32.3	71-209	34.0	41-126	32.5	46-62	74.2	6	54	60	1.9	135	95	0	42	229	7.2



Transferred to UNC from Gardner-Webb after playing for the Bulldogs in 2010-11 • Sat out the 2011-12 season as a redshirt at Carolina • Has three seasons of eligibility beginning in 2012-13.

AT GARDNER-WEBB

Named to the Big South Conference All-Freshman Team • Was third in the league in assists • Started 30 of the 32 games in which he played for Gardner-Webb and played a team-high 32.3 minutes

per game • Averaged 7.2 points, had 135 assists and 95 turnovers • Made 41 of 126 (.325) from three-point range and 46 of 62 (.742) from the free throw line • Scored in double figures six times with a high of 17 against Liberty • Had a season-high 10 assists against Radford • Had more assists than turnovers in 18 games, including 10 of the last 13 games • Set a freshman record for assists at Gardner-Webb with 135.

PREP


Played for Coach Kevin Billerman at Ravenscroft High School • Earned first-team all-state honors • Led Ravenscroft to the state finals in 2009 • Teammate of Duke forward Ryan Kelly • Also attended Broughton High School.

PERSONAL


Luke Dickson Davis is the son of Pete and Debbie Davis • Born on April 9, 1991, in Raleigh • Majoring in sociology.



Jeffrey Camarati



Jeffrey Camarati



**Luke Davis at
the UNC School of Law**

Jeffrey Camarati

P.J. HAIRSTON



THE HAIRSTON FILE

- **Full Name:** Samuel Peterson Hairston Jr.
- **Born:** Dec. 24, 1992, in Greensboro, N.C.
- **PARENTS**
• Wendy Mailey & William Turner
- **PREP COACHES**
• Kevin Keatts (Hargrave), David Price (Dudley)



P.J. #15

#15 P.J. HAIRSTON

6-5^{1/2} • 220 • Guard • Sophomore
 Greensboro, N.C.
 Hargrave Military Academy (Va.)/Dudley HS
 Undeclared major

Peyton Williams

HAIRSTON'S CAREER STATISTICS

YEAR	GP-GS	MIN	AVG	FGM-A	PCT	3FGM-A	PCT	FTM-A	PCT	OFF	DEF	REB	AVG	A	TO	B	S	PTS	AVG
2011-12	37-0	482	13.0	61-198	.308	38-139	.273	52-62	.839	28	53	81	2.2	28	27	6	14	212	5.7



Sophomore wing hopes to improve on an inconsistent freshman campaign • Hit 14 of 29 three-point field goal attempts (.483) in the first six games of 2011-12, then hit a slump that saw him end the year shooting .308 from behind the arc • Rebounded late with a strong performance in the ACC Tournament.

FRESHMAN SEASON (2011-12)

Carolina's eighth-leading scorer at 5.7 points per game • Earned all-tournament honors at the Las Vegas Invitational, the first UNC non-starter to accomplish that since Danny Green in Vegas in 2007 • Did not play on Feb. 11 against Virginia due to a sore left foot.

Scored 13 points vs. Florida State in the ACC Tournament championship game, his top output in ACC play • Other top scoring games in conference play included nine vs. Maryland in the ACC Tournament, eight against Georgia Tech and six vs. Virginia Tech and NC State (home) • Scored in double figures in seven games (twice in his last 23 games) • Shot 38 of 139 from three-point range • Third on the team in threes • Made three-pointers in 20 of his 37 games • Hit multiple three-pointers in nine games • Was 12 for 70 from three in his last 21 games • Is 52 for 62 (.839) from the free throw line • Led the Tar Heels in free throw percentage • Averaged 3.1 points in ACC regular-season play and 8.0 in the ACC Tournament.

2011-12 Regular Season

Scored all 13 of his points in the second half of the ACC Tournament championship game vs. Florida State • Hit three three-pointers and went 4 for 4 from the free throw line • Was his first game in double figures and his most three-pointers since New Year's Day against Monmouth • First time with multiple threes since Jan. 29 against Georgia Tech • Scored nine points against Maryland in the quarterfinals, his highest scoring output in 16 games.

Had an impressive rebound dunk in the win at Duke • Scored five of UNC's 28 second-half points in the win at Virginia – scored on an offensive rebound putback to cut Virginia's lead to two, then nailed a three-pointer with 11:14 to play to give Carolina its first lead of the second half • First-half three-pointer at NC State ended a five-game streak without a three • Offensive rebound basket at Miami gave Carolina its first second-half lead • Had a key offensive rebound and putback basket in the win at Maryland • Had eight points, two assists and two steals against Georgia Tech, the first time he had made multiple three-pointers since the ACC opener against Boston College.

Scored 16 points against Monmouth, making 4 of 9 from three-point range • Grabbed a season-high six rebounds against Elon • Made 10 of 12 free throws against Appalachian State • Sprained his right ankle and was limited to nine minutes against Evansville • Also played just nine minutes in the following game against Long Beach State, scoring two points • Suffered a sprained left wrist and bone contusion early in the second half of the Wisconsin game when he attempted to draw a charge and braced himself with his left hand • Played with his left wrist taped at Kentucky and responded with 11 points in 14 minutes on 3 of 4 shooting from three-point range • Scored eight first-half points against the Cats as UNC built a 43-38 lead at the break.

Tied for team scoring honors with 15 points in the loss to UNLV • Made 9 of 14 shots from the



Peyton Williams



J.D. Lyon Jr.

P.J. HAIRSTON

floor (8 of 13 from 3FG) in the two games in Las Vegas • Was Carolina's top defender against the Runnin' Rebels • Scored a season-high 19 points and was 5 for 8 from three-point range against South Carolina • Had a season-high three assists vs. Tennessee State • Three-pointer gave Carolina a 17-point lead over Michigan State in the aircraft carrier game.


PREP

Third-team *Parade* All-America in 2011 playing for Coach Kevin Keatts at Hargrave Military Academy in Chatham, Va. • Attended Dudley High School in Greensboro for three years and played for Coach David Price • Averaged

25.6 points, 9.2 rebounds and 4.7 assists at Hargrave in 2011 • Played in the McDonald's All-America Game (15 points) in Chicago and the Jordan Brand Classic in Charlotte • Scored 41 points for USA South in the championship game of the 2010 Nike Global Challenge • Set single-game scoring record at Dudley as a junior with 53 points against Southern Durham • A regular on the Dean's List.

PERSONAL

Samuel Peterson Hairston Jr. is the son of Wendy Mailey and William Turner • Born on Dec. 24, 1992, in Greensboro • Has yet to declare a major.



**P.J. Hairston
behind Ackland Art
Museum**

Jeffrey Camarati

GoHeels.com Focus:

BREAKING OUT

by Adam Lucas, GoHeels.com

P.J. Hairston has spent most of his life talking about shooting a basketball. It's always been in complimentary terms. Coaches want to tell him how gifted he is. Teammates want to know how he stays so consistent. Fans want to congratulate him for another big performance.

Since the end of his freshman season at Carolina, however, Hairston has spent more time answering what's wrong with his shot than what's right with his shot. That's what happens when you go 12-for-70 (hide your eyes: that's 17.1 percent) from the three-point line over the final 21 games of the season. That's 12 successful three-pointers in just under 11 weeks.

Hairston knows all the numbers. To him, though, even worse than the numbers was the way the shooting slump made him uncomfortable on a basketball court. And he knows the exact moment when his struggles began.

"It started with the Long Beach State game," he says of Carolina's 84-78 win on Dec. 10. "I took three shots, they were all three-pointers, and I airballed all three of them. I remember as soon as the game was over I went back out and shot about 150 shots because I knew I could do better than that. I've never airballed three shots in a game before. I knew I could at least hit the rim. It was frustrating, and it made me feel like I didn't want to shoot anymore."

The numbers support the game against the 49ers as the turning point. Before that game, Hairston was hitting 46.1 percent of his three-pointers, connecting on 18 of his 39 tries in his first 10 games as a Tar Heel. He would make just 20 percent of his three-point tries over his final 27 games of the year.

So those grisly numbers mean there's really only one question about Hairston's upcoming sophomore campaign: what has he done to make sure his freshman year doesn't happen again?

He rattles off a list of reasons:

He's lost some weight. After playing between 220 and 225 pounds last season, he's down to 218.

He's watched a good deal of film of his freshman field goal attempts and has seen some of the mechanical flaws his coaches often mentioned to him. Sometimes he landed off-balance. Sometimes he kicked one leg out for no apparent reason. New assistant coach Hubert Davis asked Hairston to watch film of Ray Allen.

What might ultimately help Hairston's offense the most, though, is that he's making an effort to get different shots. As a freshman, he was almost totally reliant on his three-point shot, hoisting over 70 percent of his field goal attempts from beyond the three-point line.

But Roy Williams asked him to focus over the summer on two areas of his game that would make Hairston a more complete player: his ball-handling and his midrange jumper.

"I've been working on both of those, and it has paid off," Hairston says. "I'm more comfortable dribbling. It allows me to create my own shot, and I feel I can put it on the floor whenever I want to. If I need to step back or do a spin move to get a shot, I'm capable of doing it now."

2011-12	FG	3FG	FT	REB	PF	PTS	A	TO	B	S	MP
vs. Michigan State	1-1	1-1	0-0	0-3-3	1	3	0	0	0	0	9
at UNC Asheville	2-3	1-2	0-0	1-0-1	3	5	0	2	0	0	11
Miss. Valley State	3-9	2-7	0-0	0-2-2	2	8	2	0	0	0	14
Tennessee State	2-8	2-6	2-2	0-3-3	3	8	3	0	0	0	13
vs. South Carolina	5-8	5-8	4-6	1-1-2	1	19	0	0	0	1	15
vs. UNLV	4-6	3-5	4-4	0-0-0	3	15	0	0	1	0	14
Wisconsin	0-4	0-2	0-0	0-1-1	2	0	0	1	1	0	9
at Kentucky	3-4	3-4	2-2	0-0-0	1	11	0	1	0	0	14
Evansville	1-5	1-4	2-2	0-2-2	0	5	1	1	0	0	9
Long Beach State	0-3	0-3	2-2	0-1-1	2	2	1	0	0	0	9
Appalachian State	0-2	0-2	10-12	1-2-3	4	10	0	0	0	0	13
Nicholls	3-11	1-5	6-8	3-1-4	0	13	2	0	0	1	14
Texas	1-2	0-1	3-4	2-0-2	1	5	0	1	0	1	13
Elon	2-11	1-5	0-0	3-3-6	2	5	1	4	0	1	19
Monmouth	6-11	4-9	0-0	1-3-4	1	16	1	0	0	0	18
Boston College	2-5	2-5	0-0	0-1-1	3	6	0	1	0	0	12
Miami	1-6	1-5	0-0	0-1-1	1	3	1	1	0	1	15
at Florida State	0-8	0-7	2-2	0-0-0	1	2	3	2	1	0	15
at Virginia Tech	1-2	1-2	3-3	2-1-3	0	6	1	0	0	0	15
NC State	3-8	0-5	0-0	1-3-4	1	6	0	3	1	2	19
Georgia Tech	2-6	2-4	2-2	1-1-2	0	8	2	1	1	2	17
at Wake Forest	0-3	0-3	0-0	1-2-3	4	0	0	0	0	0	14
at Maryland	1-5	0-2	0-0	1-3-4	2	2	2	0	0	1	15
Duke	0-3	0-2	0-0	1-1-2	2	0	1	0	0	0	10
Virginia	DNP – sore left foot										
at Miami	1-3	0-2	2-2	2-2-4	1	4	1	1	0	1	8
Clemson	0-3	0-2	0-0	0-2-2	1	0	0	1	0	0	6
at NC State	1-5	1-3	0-0	0-0-0	1	3	0	1	0	0	6
at Virginia	2-4	1-3	0-0	1-4-5	1	5	0	0	1	0	11
Maryland	0-5	0-4	0-0	0-1-1	1	0	1	0	0	1	10
at Duke	1-3	0-1	0-0	1-3-4	2	2	1	1	0	0	15
vs. Maryland (ACC)	3-6	1-3	2-3	1-1-2	0	9	1	1	0	0	15
vs. NC State	1-5	0-2	0-0	0-0-0	2	2	0	1	0	0	13
vs. Florida State	3-9	3-7	4-4	1-0-1	2	13	1	0	0	0	18
vs. Vermont (NCAA)	3-9	1-6	0-0	0-0-0	0	7	0	0	0	1	15
vs. Creighton	1-3	1-3	1-2	1-3-4	0	4	0	0	0	0	16
vs. Ohio	1-4	0-2	0-0	1-0-1	2	2	0	2	0	1	8
vs. Kansas	1-5	0-2	1-2	1-2-3	1	3	2	1	0	0	15

DESMOND HUBERT

THE HUBERT FILE

PERSONAL

- Full Name: Desmond Jackson Hubert
- Born: July 15, 1992, in Willingboro, N.J.

UNCLE

- Henry Jackson

PREP COACH

- Jay Corby



#14 desmond HUBERT

6-9^{1/2} • 220 • Forward • Sophomore
 Cream Ridge, N.J. • New Egypt HS
 Undeclared major

Peyton Williams

YEAR	GP-GS	MIN	AVG	FGM-A		PCT	3FGM-A		PCT	FTM-A		PCT	OFF	DEF	REB	AVG	A	TO	B	S	PTS	AVG
				PCT	PCT		PCT															
2011-12	25-0	123	4.9	8-18	.444	0-0	—	1-13	.077	21	16	37	1.5	6	8	7	3	17	0.7			

DESMOND HUBERT



points, grabbed 37 rebounds and blocked seven shots • Scored a season-high four points against Clemson • Grabbed eight rebounds against Evansville.

PREP

Played for Coach Jay Corby at New Egypt High School in New Jersey • Averaged 16 points, nine rebounds and six blocks per game • Led New Egypt to a school-record 24 wins and a berth in the Central Jersey Group 1 Section championship game • Team captain • Played in the Capital Classic All-Star Game • Moved to Cream Ridge, N. J. from Winter Park, Fla. in 2006 • Averaged 16.2 points, 10.8 rebounds and 9.1 blocks as a junior • Totaled over 1,500 points, 1,000 rebounds and 750 blocks in his career.


PERSONAL

Desmond Jackson Hubert was born July 15, 1992, in Willingboro, N.J. • Undeclared major.

A reserve last season who will need to contribute more after the departure of John Henson, Tyler Zeller and Harrison Barnes (the entire starting UNC frontline in 2011-12) to the NBA.

FRESHMAN SEASON (2011-12)

Played in 25 games as a freshman in 2011-12 • Rebounded and defended well • Scored 17



Desmond Hubert at the Morehead Planetarium Sundial


Jeffrey Camarati



Peyton Williams

2011-12	FG	3FG	FT	REB	PF	PTS	A	T	O	B	S	MP
vs. Michigan State	0-0	0-0	0-0	0-0-0	0	0	0	0	0	0	0	1
at UNC Asheville	0-0	0-0	0-0	0-0-0	0	0	0	0	0	0	0	2
Miss. Valley State	0-1	0-0	0-0	2-1-3	1	1	1	0	0	0	0	8
Tennessee State	1-1	0-0	0-0	2-2-4	0	2	1	0	0	1	0	5
vs. South Carolina	0-0	0-0	0-0	0-0-0	0	0	0	0	0	0	0	1
vs. UNLV	0-0	0-0	1-2	1-0-1	0	1	0	0	0	0	0	1
Wisconsin				DNP								
at Kentucky				DNP								
Evansville	1-2	0-0	0-2	3-5-8	3	2	0	1	2	0	0	13
Long Beach State				DNP								
Appalachian State	1-1	0-0	0-1	1-0-1	0	2	0	2	2	0	0	8
Nicholls	1-2	0-0	0-2	0-2-2	0	2	1	0	2	0	0	9
Texas	0-1	0-0	0-0	0-0-0	0	0	0	0	0	0	0	1
Elon	1-1	0-0	0-2	1-2-3	2	2	0	1	0	0	0	10
Monmouth	0-0	0-0	0-0	1-1-2	1	1	0	0	0	0	0	4
Boston College	0-0	0-0	0-0	0-1-1	0	0	0	0	0	0	0	1
Miami	0-0	0-0	0-0	0-0-0	1	0	0	2	0	0	0	5
at Florida State				DNP								
at Virginia Tech				DNP								
NC State	0-1	0-0	0-2	3-2-5	1	0	0	1	0	0	0	13
Georgia Tech	1-2	0-0	0-0	1-0-1	2	2	1	0	0	0	0	4
at Wake Forest	0-1	0-0	0-0	0-0-0	0	0	0	0	0	0	0	1
at Maryland				DNP								
Duke	0-0	0-0	0-0	0-0-0	0	0	1	0	0	0	0	0+
Virginia				DNP								
at Miami				DNP								
Clemson	2-2	0-0	0-0	2-0-2	0	4	0	0	1	1	1	7
at NC State				DNP								
at Virginia				DNP								
Maryland	0-2	0-0	0-0	1-0-1	1	0	0	0	0	0	0	6
at Duke				DNP								
Maryland (ACC)	0-0	0-0	0-2	1-0-1	4	0	0	0	0	1	0	6
NC State	0-0	0-0	0-0	1-0-1	0	0	0	0	0	0	0	5
Florida State	0-0	0-0	0-0	0-0-0	0	0	0	0	0	0	0	3
Vermont (NCAA)	0-1	0-0	0-0	0-0-0	2	0	0	0	0	0	0	9
Creighton	0-0	0-0	0-0	1-0-1	0	0	0	1	0	0	0	1
Ohio				DNP								
Kansas				DNP								

JAMES MICHAEL McADOO 

 **THE McADOO FILE**

PERSONAL

- Full Name: James Michael Ray McAdoo
- Born: Jan. 4, 1993, in Norfolk, Va.

PARENTS

- Ronnie & Janet McAdoo

PREP COACH

- Michael Allen

James McAdoo



#43 James Michael McAdoo

6-9 • 230 • Forward • Sophomore
 Norfolk, Va. • Norfolk Christian HS
 Undeclared major

Jeffrey Camarati

McADOO'S CAREER STATISTICS																			
YEAR	GP-GS	MIN	AVG	FGM-A	PCT	3FGM-A	PCT	FTM-A	PCT	OFF	DEF	REB	AVG	A	TO	B	S	PTS	AVG
2011-12	38-3	594	15.6	85-196	.434	0-0	—	60-94	.638	53	94	147	3.9	11	29	13	33	230	6.1

JAMES MICHAEL McADOO



Carolina's top big man off the bench a season ago • Should become a key player, building off the late-season success and production he showed as a freshman • One of the top-rated power forwards in college basketball.

FRESHMAN SEASON (2011-12)

Averaged 6.1 points and 3.9 rebounds • Scored in double figures six times with a season-high 17 against Vermont, 15 versus Kansas in the NCAA Tournament and 14 against Nicholls and Maryland • Went 34 for 65 from the floor in the last nine games • Had at least four rebounds in 21 games, including eight of the last 10 • Made his first two collegiate starts in the ACC Tournament • Averaged 10.6 points and 4.9 rebounds in the last seven games.

2012 NCAA Tournament

Made 18 of 32 from the floor (.563) in UNC's four games • Had the second-highest field goal percentage on the team in the Tournament behind Kendall Marshall • Led Carolina in scoring with 15 points in 19 minutes against Kansas • Scored 10 first-half points against the Jayhawks, helping force a 47-all tie at the break • Had six points against Ohio, including a steal and slam dunk midway through the second half • Another active game against Creighton as he had nine points, four boards, three blocks and two steals • It was his first game in which he had multiple blocks and steals • Started against Vermont for the third consecutive game and had a season-high 17 points, six

rebounds and four steals • Missed his first four shots from the floor, then made 6 of 10 • Also was 5 for 6 from the line and had a highlight-reel slam dunk that gave the Tar Heels a big spark in the first half.

2012 ACC Tournament

Played extended minutes and made two starts after John Henson suffered a Tournament-ending injury in the first half of the quarterfinal • Played a season-high 29 minutes in relief against Maryland and produced 14 points and eight rebounds – his top ACC output in both categories • Was Carolina's defensive player of the game vs. the Terps • Made his first start in the semifinal against NC State and scored nine points • Also started in the championship game vs. Florida State and had four points, eight rebounds and a season-high four steals • Averaged 9.0 points and 6.0 rebounds in 28.0 minutes per game in the three games.

2011-12 Regular Season

Had six points and four rebounds and was UNC's defensive player of the game in win at Duke • Scored two key baskets – the first on an offensive rebound slam that gave Carolina a 20-5 lead and another offensive rebound and bucket that gave UNC a 15-point lead with 3:02 to play • Played his finest game in conference action in the home win against Virginia as he had nine points, seven rebounds, two steals and an assist in 18 minutes • Played well in the loss to Duke, scoring six points and grabbing three rebounds • Scored nine points and grabbed 10 rebounds in the first five ACC games, then had nine points and six boards in the Jan. 29 win over Georgia Tech • Had seven rebounds in 11 minutes against Boston College.

Grabbed a season-high nine rebounds against Monmouth • Posted a season-high 14 points and added seven rebounds against Nicholls • Scored in double figures for the first time with 10 points and grabbed a season-high five rebounds against Mississippi Valley State • Had four points and three rebounds in his collegiate debut against Michigan State.



J.D. Lyon Jr.

GoHeels.com

JAMES MICHAEL McADOO

2011-12	FG	3FG	FT	REB	PFPTS	A	TO	B	S	MP	
vs. Michigan State	2-4	0-0	0-0	0-3-3	4	4	0	2	1	0	17
at UNC Asheville	3-4	0-0	0-1	0-4-4	0	6	0	1	0	0	9
Miss. Valley State	3-7	0-0	4-6	4-1-5	1	10	1	2	0	3	16
Tennessee State	3-4	0-0	1-2	1-3-4	0	7	0	1	0	1	12
vs. South Carolina	3-6	0-0	0-2	0-1-1	2	6	0	0	1	0	19
vs. UNLV	1-4	0-0	4-7	1-3-4	4	6	2	0	0	3	18
Wisconsin	1-3	0-0	0-0	3-1-4	1	2	0	1	0	0	7
at Kentucky	1-3	0-0	0-2	0-4-4	3	2	0	0	0	0	15
Evansville	2-7	0-0	6-9	1-4-5	1	10	0	2	0	2	16
Long Beach State	0-3	0-0	0-0	2-1-3	0	0	0	0	0	1	10
Appalachian State	3-4	0-0	0-2	0-3-3	1	6	0	0	1	1	14
Nicholls	5-9	0-0	4-6	4-3-7	2	14	0	1	1	1	17
Texas	2-5	0-0	4-4	0-0-0	0	8	0	2	0	1	13
Elon	3-8	0-0	2-3	1-2-3	1	8	1	1	0	0	17
Monmouth	1-6	0-0	4-4	3-6-9	1	6	1	3	1	0	17
Boston College	1-5	0-0	1-2	3-4-7	0	3	0	1	0	0	11
Miami	1-2	0-0	0-1	1-0-1	2	2	0	0	0	1	12
at Florida State	0-1	0-0	0-0	0-0-0	1	0	0	0	0	0	10
at Virginia Tech	1-2	0-0	0-0	0-1-1	0	2	0	1	0	0	10
NC State	1-4	0-0	0-0	1-0-1	3	2	1	0	0	0	9
Georgia Tech	4-9	0-0	1-1	1-5-6	2	9	0	2	0	0	17
at Wake Forest	0-3	0-0	3-4	1-2-3	1	3	0	0	2	0	15
at Maryland	2-4	0-0	0-0	2-2-4	0	4	0	0	0	0	15
Duke	3-6	0-0	0-0	1-2-3	4	6	0	0	0	0	12
Virginia	3-9	0-0	3-6	1-6-7	0	9	1	0	0	2	18
at Miami	0-1	0-0	4-6	0-3-3	2	4	1	0	0	1	15
Clemson	1-3	0-0	0-0	0-3-3	1	2	0	0	1	0	11
at NC State	1-4	0-0	0-1	0-2-2	0	0	0	1	0	1	16
at Virginia	0-1	0-0	3-4	1-3-4	1	3	0	0	0	0	12
Maryland	2-4	0-0	0-0	2-3-5	2	4	0	0	0	0	12
at Duke	3-5	0-0	0-0	3-1-4	3	6	0	1	0	0	21
vs. Maryland (ACC)	5-8	0-0	4-6	3-5-8	0	14	1	0	0	1	29
vs. NC State*	4-6	0-0	1-2	1-1-2	4	9	0	2	0	1	27
vs. Florida State*	2-10	0-0	0-0	4-4-8	1	4	0	0	1	4	28
vs. Vermont (NCAA)*	6-14	0-0	5-6	5-1-6	0	17	1	2	0	4	23
vs. Creighton	4-8	0-0	1-1	2-2-4	1	9	0	0	3	2	24
vs. Ohio	2-2	0-0	2-3	0-2-2	0	6	1	3	0	1	11
vs. Kansas	6-8	0-0	3-3	1-3-4	1	15	0	0	1	2	19

GoHeels.com Focus: FIGURING IT OUT

by Adam Lucas, GoHeels.com

Last season during the game against Long Beach State, Roy Williams watched in exasperation as James Michael McAdoo attempted a finger-roll under the hoop. It was a repeat offense for the freshman, who coaches had been encouraging to be more aggressive around the rim.

"If he doesn't dunk it next time," Williams told the Tar Heels on the bench, "everyone is going to run."

McAdoo must have felt the tremors coming from the sideline. Even though he was out of earshot of Williams's admonition to the rest of the team, he dunked on the very next possession. In many ways, it was the perfect snapshot of a first year at Carolina for McAdoo that seemed like a struggle—until, suddenly, everything fell into place.

During one four-game stretch in early January, McAdoo made just three of his 14 field goal attempts and occasionally looked tentative. But he closed on a tear, hitting 34 of his last 65 shots in the final nine games of the season and averaging 10.6 points and 4.9 rebounds in the year's final seven games. John Henson's injury opened the door for major playing time in the ACC Tournament, and McAdoo responded with three double-figure scoring efforts in the postseason.

"At first, when I wasn't playing well, people saw me as the kid who wasn't transitioning well to college basketball," McAdoo says. "They weren't necessarily being super negative about me, but they knew I wasn't doing what I was capable of. I wasn't believing in myself. Towards the end of the season, I believed in myself and started working hard, and I showed what I was really capable of doing."

McAdoo thrived as a complementary piece to Carolina's post-heavy 2012 attack. With opposing defenses focused on Henson and Tyler Zeller, McAdoo rarely drew the opposition's best or most bruising defender.

This year, with both of those players gone, the matchups are going to be much different. Williams's offense relies heavily on interior scoring, and McAdoo is the team's lone proven returning interior scorer.

"I know I have to take on the combined role they had last year," he says. "But I know I also have a lot of help with Desmond (Hubert) and Joel (James). I feel like I came into my own last year, and I'm excited about taking on that responsibility."

With much more room to operate in the paint, it will be interesting to see how the shots McAdoo gets as a sophomore differ from the field goals he attempted as a freshman. Williams's offseason tasks for the Norfolk native were designed to make sure he was ready for a variety of roles.

"He wanted me to stay focused in the weight room," McAdoo says. "On-court, he told me to be crisp in everything I do with my shot fundamentally. I worked on my footwork, and instead of just saying, 'I'm going to take 500 shots,' I maybe only took 200 shots, but I made sure that I was doing everything correctly."


PREP

The 2009 USA Basketball Male Athlete of the Year, the youngest player ever to receive that award (other Tar Heels to win the honor include Sean May in 2005, Michael Jordan in 1983, 1984 and 1992 and Sam Perkins in 1984) • Averaged 16.8 points, 8.6 rebounds and 2.0 blocks to help Team USA win the gold medal at the 2009 FIBA Americas U16 Championship played in Argentina • In 2010 he won another gold medal after averaging 14.5 points, 7.9 rebounds and 1.9 blocks at the 2010 FIBA U17 World Championship in Germany • Attended Norfolk (Va.) Christian High School, where he played for Coach Michael Allen • Led Norfolk Christian to consecutive state championships and earned Gatorade Player of the Year honors in Virginia in 2010 and 2011 • Averaged 21.6 points and 8.1 rebounds as a senior and 22.5 points and 9.9 rebounds as a junior • First-team USA Today and third-team Parade All-America • Earned co-Most Valuable Player honors at

both the McDonald's All-America Game (17 points) and the Jordan Brand Classic (26 points, 14 rebounds) • Also played in the Nike Hoop Summit • Scored a career-high 52 points against Peninsula Catholic • Played football (wide receiver/free safety) as a freshman • Honor roll student all four years • Went on a mission trip to Jamaica in 2008 and to Nicaragua in 2010 • Member of the National Honor Society.

PERSONAL

Born James Michael Ray McAdoo on Jan. 4, 1993, in Norfolk • Son of Ronnie and Janet McAdoo • Both parents played professional basketball overseas • His father is a member of Old Dominion University's Hall of Fame and played professionally in France, Spain and Japan • His sister played basketball at UNC Charlotte • Ronnie McAdoo is a second cousin of former UNC All-America and Naismith Hall of Famer Robert McAdoo • Has yet to declare a major.



James Michael McAdoo
at Fetzer Field

Jeffrey Camarati

JACKSON SIMMONS



THE SIMMONS FILE

PERSONAL

- Full Name: Jackson Brett Simmons
- Born: Jan. 12, 1993, in Webster, N.C.

PARENTS

- Si & Cindi Simmons

PREP COACH

- Jimmy Cleveland



#21 JACKSON SIMMONS

6-7 • 220 • Forward • Sophomore
 Webster, N.C. • Smoky Mountain HS
 Undeclared major

Peyton Williams

SIMMONS' CAREER STATISTICS

YEAR	GP-GS	MIN	AVG	FGM-A	PCT	3FGM-A	PCT	FTM-A	PCT	OFF	DEF	REB	AVG	A	TO	B	S	PTS	AVG
2011-12	23-0	42	1.8	7-17	.412	0-0	—	1-4	.250	6	11	17	0.7	1	2	1	1	15	0.7

JACKSON SIMMONS



Reserve forward who added 15 pounds to his frame in his first year at Carolina.

FRESHMAN SEASON (2011-12)

Played in 23 games as a freshman in 2011-12 • Scored 15 points and pulled down 17 rebounds • Scored a season-high four points against Maryland and grabbed a season-high four rebounds against Nicholls.

PREP

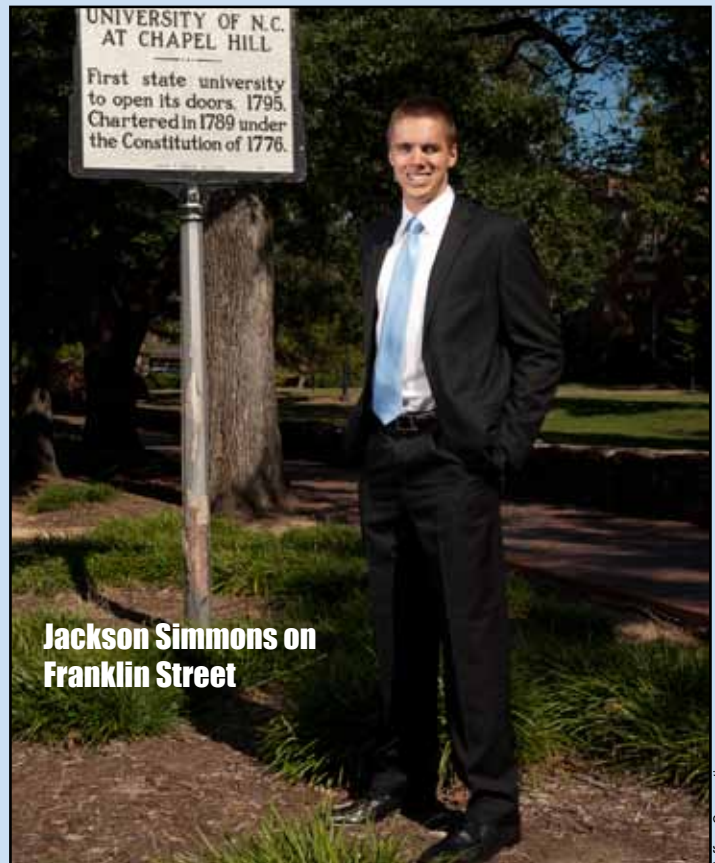
The Western North Carolina Player of the Year in 2011 by the *Asheville Citizen-Times* • Associated Press all-state selection in 2011 • Played for Coach Jimmy Cleaveland • Set the North

Carolina high school record for career rebounds with 1,554 and was the leading scorer in Smoky Mountain High School history with 1,916 points • Averaged 25.4 points and 16.9 rebounds per game as a senior • Two-year team captain • Led Smoky Mountain to a 26-1 record and conference title • Shot 89 percent from the free throw line • Earned MVP honors with 19 points and 15 rebounds in the North Carolina East-West All-Star Game • Also played in the Jordan Brand Classic in Charlotte • Averaged 19.9 points and 12.5 rebounds as a junior.

PERSONAL

Son of Si and Cindi Simmons, both of whom teach at Smoky Mountain High • Both parents played basketball at Western Carolina University and Cindi is a member of the WCU Athletic Hall of Fame • Cindi also is a four-time state championship coach in both volleyball and basketball • Jackson had a grade point average of 4.2 and was a member of the National Honor Society • A member of the show choir that won three national championships • Took part in the school play in 2010-11 • Has yet to declare a major.

2011-12 Game	FG	3FG	FT	REB	PF	PTS	A	T	B	S	MP
vs. Michigan State				DNP							
at UNC Asheville	0-0	0-0	0-0	0-1-1	0	0	0	0	0	0	2
Miss. Valley State	1-1	0-0	0-0	0-0-0	0	2	1	0	0	0	3
Tennessee State	1-1	0-0	0-0	0-0-0	0	2	0	0	0	0	3
vs. South Carolina	0-0	0-0	0-0	1-0-1	0	0	0	1	0	0	1
vs. UNLV	0-1	0-0	0-0	0-0-0	0	0	0	0	0	0	0+
Wisconsin				DNP							
at Kentucky				DNP							
Evansville	1-2	0-0	0-0	1-2-3	0	2	0	0	0	0	5
Long Beach State				DNP							
Appalachian State	0-0	0-0	0-0	0-0-0	0	0	0	0	0	0	1
Nicholls	1-3	0-0	1-2	2-2-4	0	3	0	1	1	0	3
Texas	0-0	0-0	0-2	1-0-1	0	0	0	0	0	0	1
Elon	0-1	0-0	0-0	0-1-1	0	0	0	0	0	0	3
Monmouth	0-1	0-0	0-0	0-0-0	0	0	0	0	0	0	3
Boston College	0-0	0-0	0-0	0-0-0	0	0	0	0	0	0	1
Miami	0-0	0-0	0-0	0-1-1	0	0	0	0	0	0	1
at Florida State	0-1	0-0	0-0	0-0-0	1	0	0	0	0	0	3
at Virginia Tech	0-0	0-0	0-0	0-0-0	0	0	0	0	0	0	1
NC State	0-0	0-0	0-0	0-1-1	0	0	0	0	0	1	1
Georgia Tech	0-0	0-0	0-0	0-0-0	0	0	0	0	0	0	1
at Wake Forest	0-0	0-0	0-0	0-0-0	0	0	0	0	0	0	2
at Maryland				DNP							
Duke				DNP							
Virginia				DNP							
at Miami				DNP							
Clemson	0-1	0-0	0-0	0-1-1	0	0	0	0	0	0	1
at NC State				DNP							
at Virginia				DNP							
Maryland	2-3	0-0	0-0	1-1-2	0	4	0	0	0	0	2
at Duke				DNP							
Maryland (ACC)	0-1	0-0	0-0	0-1-1	0	0	0	0	0	0	1
NC State				DNP							
Florida State				DNP							
Vermont (NCAA)	1-1	0-0	0-0	0-0-0	0	2	0	0	0	0	3
Creighton	0-0	0-0	0-0	0-0-0	0	0	0	0	0	0	1
Ohio				DNP							
Kansas				DNP							

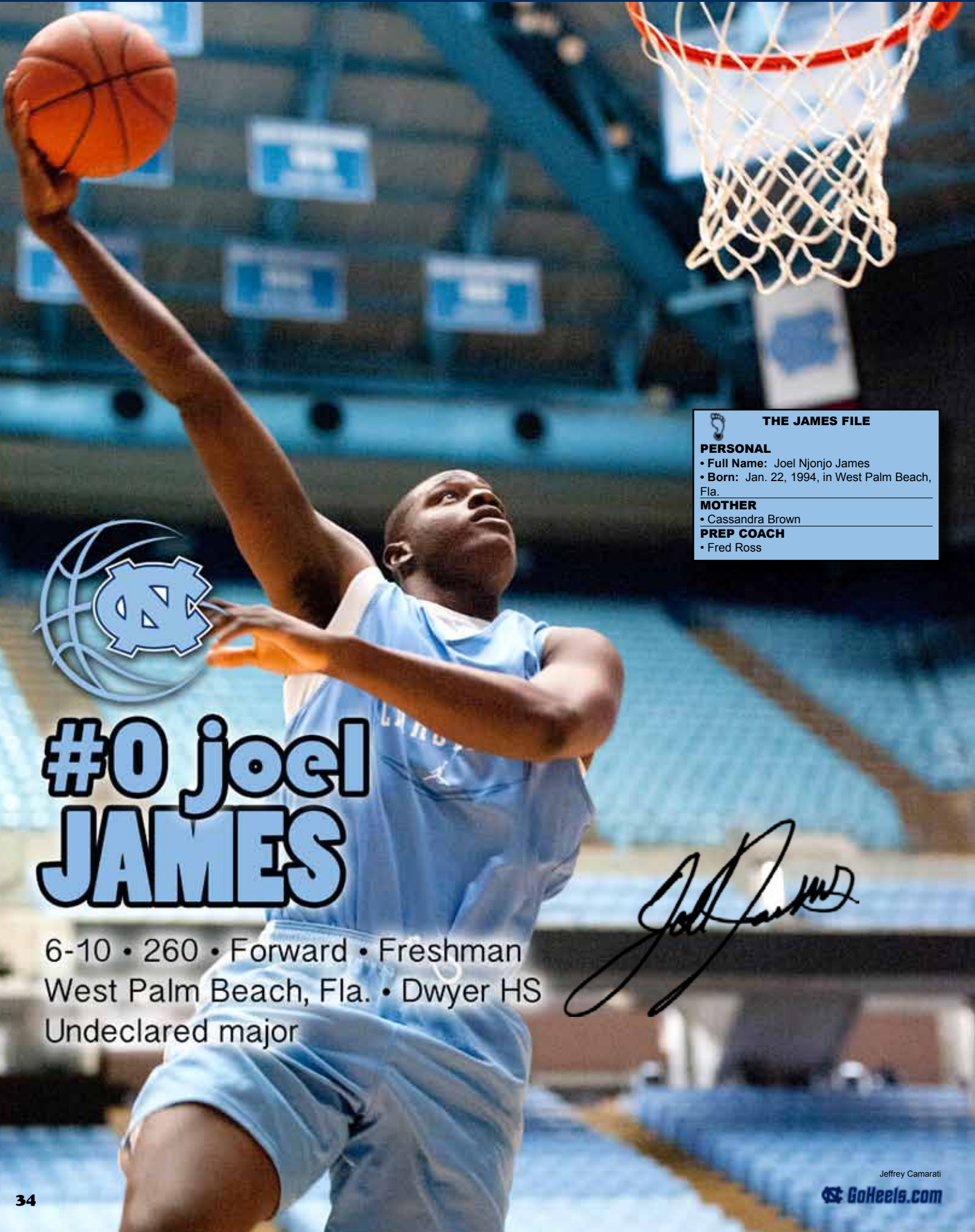


Jackson Simmons on Franklin Street

Jeffrey Camarati

Jeffrey Camarati

JOEL JAMES



#0 joel JAMES

6-10 • 260 • Forward • Freshman
West Palm Beach, Fla. • Dwyer HS
Undeclared major

THE JAMES FILE

PERSONAL

- Full Name: Joel Njonjo James
- Born: Jan. 22, 1994, in West Palm Beach, Fla.

MOTHER

- Cassandra Brown

PREP COACH

- Fred Ross



team training camp in Colorado Springs in June 2012 • Won a state championship as a junior • Did not play organized basketball until his sophomore year.

PERSONAL

Joel Njonjo James is the son of Cassandra Brown • Born on Jan. 22, 1994, in West Palm Beach, Fla. • Has yet to declare a major.

Did not play organized basketball until his sophomore year of high school • Shed 60 pounds during his senior year of high school as he improved on the court • Tried out for the U.S. U-18 National Team after high school.

PREP

Played for coach Fred Ross at William T. Dwyer High School in Palm Beach Gardens, Fla. • Averaged 15 points, 12.5 rebounds and 2.3 blocked shots per game and shot 63 percent from the floor as a senior • Played in the All-American Championship post-season all-star game in New Orleans • Attended the U.S. U-18 national

GoHeels.com Focus:

DRAMATIC TRANSFORMATION

by Adam Lucas, GoHeels.com

Upon hearing that Joel James has lost 60 pounds, the natural question is to ask him how he did it. The 6-foot-10 center went from pudgy to powerful during his senior season at Palm Beach Gardens Dwyer High, so there must be a secret. Did he find an infomercial product that really worked? Watch a lot of Richard Simmons DVDs? Totally revamp his diet?

James just chuckles. "It wasn't something I really set out to do," he says. "I didn't look at it as trying to lose weight. I didn't change what I ate. I just had fun working out and playing basketball."

So the Tar Heel freshman may not have a future as a weight loss guru. Fortunately, he's got lots of other career options, beginning on the hardwood.

It's not just the Tar Heels that see potential in James. He tried out for the United States U-18 National Team and was one of the last two players cut. The tryout experience in early June in Colorado Springs, Colo., was an important competitive experience.

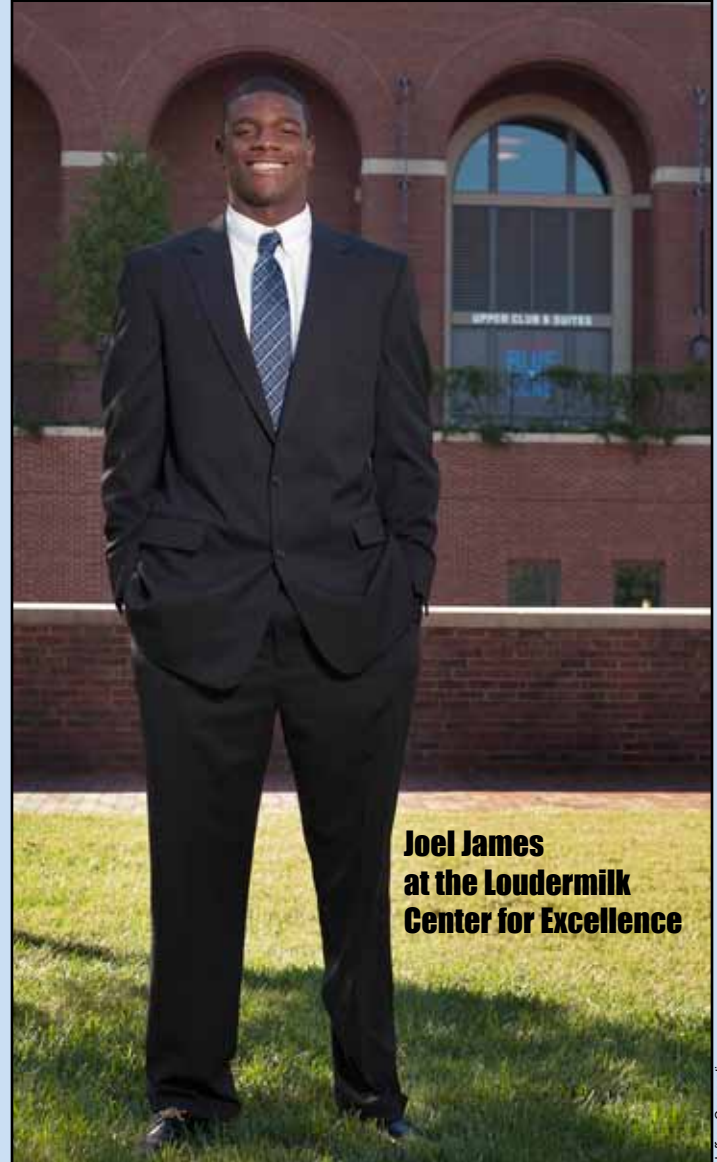
"I was playing against some of the best players you can find at that level," James says. "I'm so glad that I went, because it was a great learning experience. The coaches really pushed you. It showed me how to play at a high intensity rate and the importance of doing every drill as hard as you can, because that's how it is going to be in college basketball."

He's continuing his basketball education in Chapel Hill. His areas of summer emphasis were the same ones Roy Williams asked him to focus on after his commitment to Carolina.

"Coach Williams wants a big man who can fill the lane and run the floor," James says. "He wants me to be able to hit a hook shot over each shoulder, and to be a good defensive player and rebound the ball."

And how do those goals fit with James's perception of his game?

"My jump hook to the middle of the floor, one dribble and going over either shoulder, was my go-to move in high school," he says. "I want to continue to develop that in college. And I've always felt like I have a defensive mentality. You have to get a stop before you can score, and that's the way I like to play."



Joel James
at the Loudermilk
Center for Excellence

Jeffrey Camarati



Steven Maikosi

BRICE JOHNSON

Jeffrey Camarati



THE JOHNSON FILE

PERSONAL

- Full Name: Jonathan Brice Johnson
- Born: June 27, 1994, in Orangeburg, S.C.

PARENTS

- Herman & Renee Johnson


PREP COACH

- Herman Johnson



#11 brice JOHNSON

6-9 • 187 • Forward • Freshman
 Orangeburg, S.C. • Edisto HS
 Undeclared major



23 points, 15 rebounds and five blocks in 2011 • Played for his dad at Edisto High School in Cordova, S.C. • Played in the Jordan Brand Classic • Two-time state champion in the high jump • Also played one year as a wide receiver • Member of the National Honor Society and Fellowship of Christian Athletes.

PERSONAL

Born Jonathan Brice Johnson on June 27, 1994, in Orangeburg, S.C. • Son of Herman and Renee Johnson • Has yet to declare a major.


Freshman forward hopes to contribute on the Tar Heel frontline after the departure of 2011-12 starters Harrison Barnes, John Henson and Tyler Zeller to the NBA.

PREP

Won Gatorade South Carolina Boys Basketball Player of the Year honors as a junior and senior • *Parade* All-America • Averaged 25.4 points, 14.3 rebounds, 8.3 blocks and three assists per game as a senior • Led Edisto to a 15-5 record and the second round of the Class 2-A Tournament • Averaged



Jeffrey Camarati



Brice Johnson at the Morehead Planetarium

Jeffrey Camarati

GoHeels.com Focus:

THE COLLEGE TRANSITION

by Adam Lucas, GoHeels.com

Incoming Tar Heel basketball freshman Brice Johnson was excited about the chance to begin his college basketball career this summer.

But his father, Herman, says his son's achievements are even more important for another reason: it's the beginning of Brice's college education.

"All along, we wanted Brice to get a chance to go to college," says Herman, who also served as Brice's head basketball coach at Edisto (S.C.) High School in Cordova, S.C. "If an athletic scholarship came along, that would be gravy, but that wasn't our goal when we set out. Our goal was for him to have the chance to get a college education."

As the younger Johnson matured, it became clear he was a talented basketball player who had the chance to play collegiately somewhere. But it wasn't until last July, when he put together several impressive performances on the summer recruiting circuit, that he made himself into a legitimate elite prospect.

Even 12 months later, Johnson doesn't seem overly surprised by his emergence on the national scene. Some of his fellow freshmen classmates, like Marcus Paige or J.P. Tokoto, spent multiple years of their high school careers fielding calls from the top college coaches in the country. Paige, for example, actually committed to Carolina more than six months before the Tar Heels began vigorously recruiting Johnson.

But the South Carolina big man says there wasn't a major change that elevated him onto the Carolina radar.

"I played against great competition last summer," he says, "and I feel like I've always understood how to play the game. That helped me play well against some good players, and that's when I started getting more attention."

That attention was drawn because of a combination of factors that give Johnson intriguing potential. He's tall, at 6-foot-9, but also has some athleticism.

His father was in the unique position of being able to watch his son develop as both a dad and a coach.

"I have my big men in the gym all the time working on post moves," Herman says. "So he's always been comfortable on the block. But we also had another big kid, so we played Brice outside some of the time because his shot was better than our other big man."

MARCUS PAIGE


Jeffrey Camarati

Marcus Paige #5



#5 **marcus** **PAIGE**

6-0^{1/2} • 157 • Guard • Freshman
Marion, Iowa • Linn-Mar HS
Undeclared major

	THE PAIGE FILE
PERSONAL	
• Full Name: Marcus Taylor Paige	
• Born: Sept. 11, 1993, in Cedar Rapids, Iowa	
PARENTS	
• Ellis & Sherryl Paige	
PREP COACH	
• Chris Robertson	



Should compete for playing time at point guard with the departure of the record-setting Kendall Marshall to the NBA • Should combine with senior Dexter Strickland to play most of the point guard minutes for Carolina in 2012-13 • Is left-handed.


PREP

Played for coach Chris Robertson at Linn-Mar High School in his hometown of Marion, Iowa • *Parade* All-America • Played in the McDonald's All-Star Game (had seven assists) • Invited to play in the Jordan Brand Classic and Nike Hoop Summit but was unable to play due to a stress

fracture in his left foot • Averaged 28.1 points as a senior, leading a young team to a 20-6 record and the semifinals of the state tournament • Set the school's career scoring record • Scored a personal-best 49 points against CR Kennedy in the state playoffs • Also had a 46-point game against CR Prairie • As a junior, he averaged 17.7 points and led Linn Mar to an undefeated season and the 2011 4-A state championship • Earned both all-state and state tournament honors in three different seasons • Member of the honor roll in all four years • Graduated with better than a 4.0 grade point average.

PERSONAL

Marcus Taylor Paige is the son of Ellis & Sherryl Paige • His sister plays basketball at the University of Wisconsin • Born on Sept. 11, 1993, in Cedar Rapids, Iowa • Has yet to declare a major.



Jeffrey Camarati



Jeffrey Camarati

GoHeels.com Focus:

READY FOR EXPECTATIONS

by Adam Lucas, GoHeels.com

Even before he arrived in Chapel Hill, Marcus Paige knew he would have to hear a lot of Kendall Marshall comparisons. Paige, a 6-foot-1 native of Marion, Iowa, will be asked to partially fill—along with incumbent Dexter Strickland and sophomore transfer Luke Davis—the point guard role occupied by Marshall for the past two seasons.

It's not hard to make the connections. Paige is a left-handed point guard. He's a good passer. And he's chosen a jersey number—5, a digit last worn by...Marshall.

"I do see some similarities," Paige says. "But I wouldn't say, overall, that we're very similar players. He has the gift of being one of the best passers in college basketball in the past decade. I like to get other people involved, and I'm a pretty good passer, but in high school I did a couple more things offensively, and hopefully that will translate to college."

As Paige will learn over the next few months, putting the ball in the basket is likely to be one of the easiest parts of his transition to college basketball. Shooters can shoot, no matter what the environment. But point guards playing for Roy Williams often find that they're being given a whole new set of responsibilities, and are asked to see the game in a different way than they might have viewed it in the past.

"I've heard everyone from Kendall to Dexter talk about how it's not very easy at first as a point guard at Carolina to pick up on everything," Paige says. "There are lots of different situations you have to know, lots of different options and lots of ways to run the break. I'm going to try and soak it up as quickly as I can."

The rookie also hopes to learn more about his new teammates' offensive preferences. The other four players on the court largely have to worry only about how their own game transitions to college basketball and which shots that worked in high school are still viable.

For Paige, the task is a little different.

"I want to be able to lead on the floor," Paige says. "Even though I'm a freshman, I can help with that. Part of it is knowing how to get people the ball where they can score. I've watched a lot of games on TV, but most of it will come by playing the games with them this summer."

J.P. TOKOTO

Jeffrey Camarati



THE TOKOTO FILE

PERSONAL

- Full Name: Jean-Pierre Tokoto
- Born: Sept. 15, 1993, in Rockford, Ill.

PARENTS

- Laurence & Trevor Trimble

PREP COACH

- Dan Leffel

J.P. Tokoto
25



#25 J.P. TOKOTO

6-5 • 185 • Forward • Freshman

Menomonee Falls, Wis. • Menomonee Falls HS

Undeclared major





Athletic wing who hopes to contribute at small forward this season • Last name is pronounced TOE-kuh-toe.

PREP

Played for coach Dan Leffel at Menomonee Falls High School • Three-time first-team all-state selection • Two-time team captain • Averaged 24.6 points, 11.5 rebounds, 3.5 assists and 2.6 steals as a senior • Set a dozen school records, including career scoring (mark that had been held for the previous 19 seasons), rebounding and steals • Career stats included 1,737 points and 1,014 rebounds •

Set the school's single-game record with 48 points against Catholic Memorial • Averaged 21.2 points, 13.2 rebounds, 3.2 steals and 2.1 assists as a junior and earned Greater Metro Conference Player of the Year honors • Won the 2012 American Family Insurance Slam Dunk contest in New Orleans.

PERSONAL

Born Jean-Pierre Tokoto on September 15, 1993, in Rockford, Ill. • His parents are Trevor and Laurence Trimble • Played soccer until age 13, when he first began to play basketball • His grandfather, J.P. Tokoto, played for the Cameroon national soccer team • Undeclared major.

GoHeels.com Focus:

TOKOTO TAKES FLIGHT

by Adam Lucas, GoHeels.com

J.P. Tokoto can do more than just dunk. The high-flying Wisconsin native made himself an Internet reputation because of his leaping ability, but while he's too polite to come right out and say it, you can tell he's proud of the way his all-around game has developed.

In high school, he was often used as the wing in a 1-3-1 press, where his long arms could ruin passing lanes (he leaves Menomonee Falls as the school's all-time steals leader, a record he already held as a junior). He knows he won't get to gamble quite as much as a Tar Heel, although wiry wing players with long frames have proven to be effective defenders under Roy Williams—we're looking at you, Jackie Manuel.

"I've been working on moving my feet more on defense," Tokoto said. "I won't be able to reach as much. On offense, I feel like my passing ability and vision of the court is better than people think. When I'm dribbling the ball, I don't just keep my head down and go straight to the rim. I can take it to the rack, but I look for my teammates, too."

Like all of the freshmen, Tokoto benefitted from the summer pickup games. But some of his most important work might have been done away from the hardwood.


After one of Tokoto's visits to Chapel Hill, he returned to Wisconsin with a Jonas Sahratian-approved outline of how he should prepare physically for college basketball. He's added 15 pounds since the start of his senior season, and now has 200 pounds on his 6-6 frame (for the sake of comparison, John Henson arrived as a 6-foot-10, 183-pound freshman). He's never going to be a banger, but he knows he'll have to be physical to play defense in the ACC.

The intriguing part of Tokoto's skill set is the potential to combine that muscle with a soccer player's footwork—traits that are part of his DNA. His grandfather, Jean-Pierre Tokoto, was a famous soccer player in Cameroon who once captained the country's World Cup entry, and the younger Tokoto played soccer throughout much of his youth. Once he switched to basketball, however, he quickly identified the place he wanted to spend his college years.

"Every time I talked to Coach Williams, he made me feel like I was already part of the family," Tokoto says. "Honestly, that was the deciding factor. I knew I wanted to play for someone like that."



Jeffrey Camarati



J.P. Tokoto
at South Building

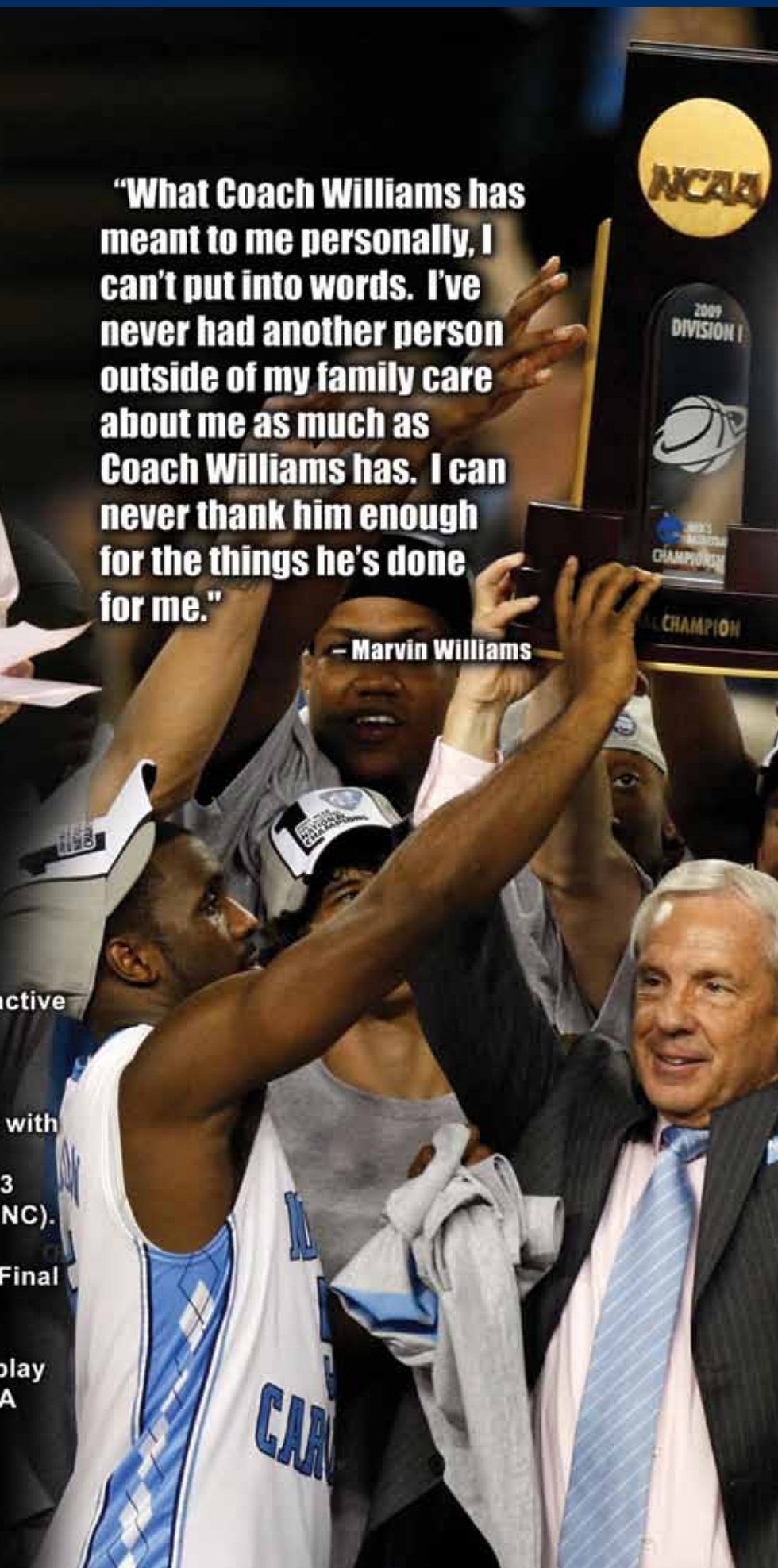
Jeffrey Camarati

ROY WILLIAMS

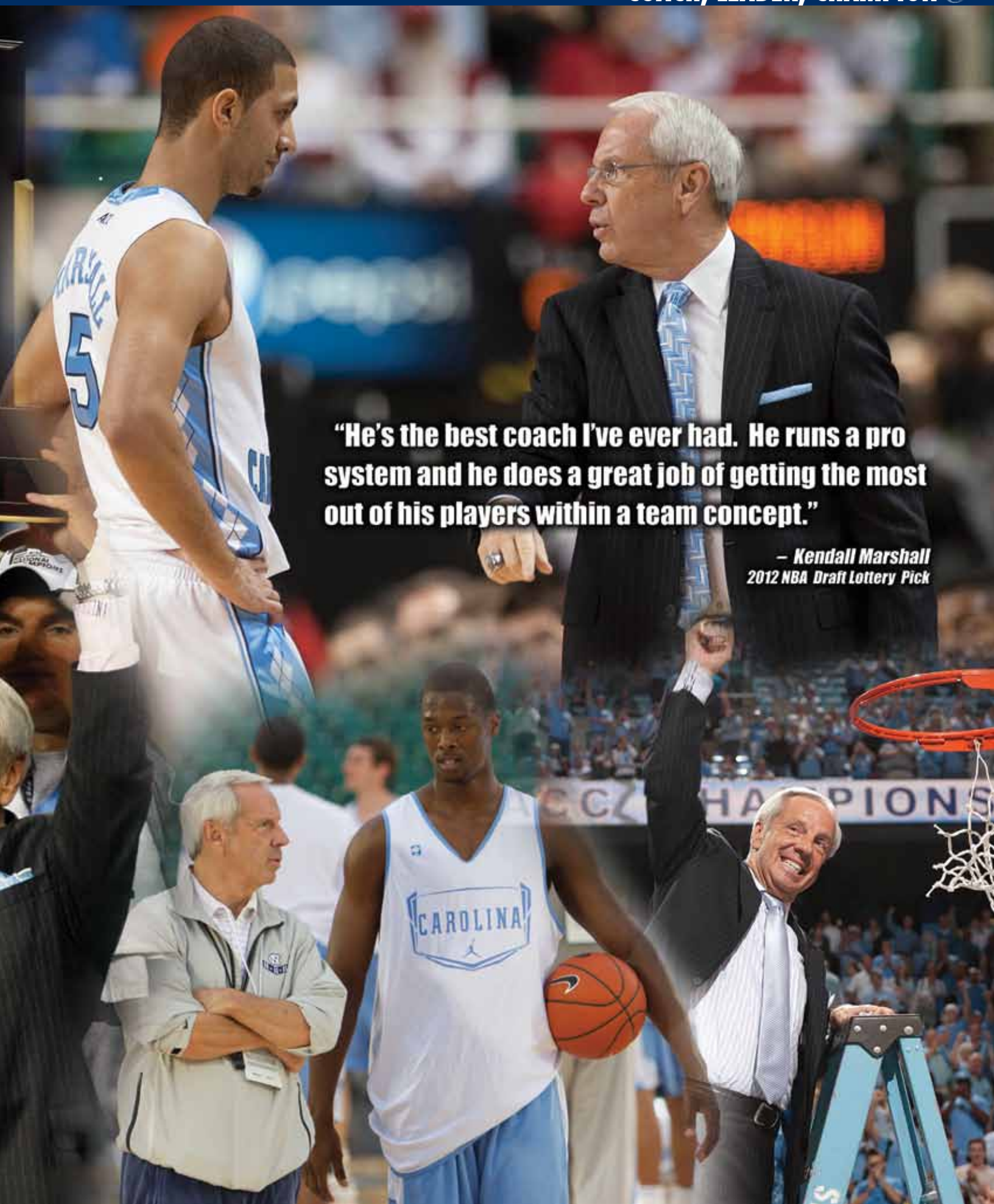
“What Coach Williams has meant to me personally, I can’t put into words. I’ve never had another person outside of my family care about me as much as Coach Williams has. I can never thank him enough for the things he’s done for me.”

– Marvin Williams

- Roy Williams is one of only three active coaches to win multiple NCAA championships.
- Williams is fourth in NCAA history with seven Final Four appearances as a head coach (1991, 1993, 2002, 2003 at Kansas and 2005, 2008, 2009 at UNC).
- Williams has led his teams to five Final Four berths in the last 11 seasons.
- UNC is 27-6 in NCAA Tournament play under Williams, who is third in NCAA history in Tournament wins.



COACH, LEADER, CHAMPION 



“He’s the best coach I’ve ever had. He runs a pro system and he does a great job of getting the most out of his players within a team concept.”

**– Kendall Marshall
2012 NBA Draft Lottery Pick**

ROY WILLIAMS

“The amazing thing about Coach Williams is the person everyone sees on TV all the time is really the same guy we see every day. There’s nothing fake about him. He is the embodiment of hard work, a guy who never quits, is humble yet confident, is willing to give back to the game, and who teaches us every day the values of education and his players growing as people and players. He’s the best there is.”

-Marcus Ginyard ('10)



HALL-OF-FAME TAR HEEL COACH



“What makes Coach Williams one of the great coaches isn't just his extraordinary record, but his dedication to his players. He's just as serious about making these guys into men and into leaders as he is into make them champions.”

— President Barack Obama

- Roy Williams was inducted into the Naismith Basketball Hall of Fame in 2007.

- Williams is one of only two coaches in NCAA history to win 30 or more games at least 10 times.

- Williams' career winning percentage of .800 is the best of any active coach in the nation and ranks fourth all-time.

- Williams has been named national coach of the year in seven different seasons.

- Thirty-three former Williams-coached players have played in the NBA and 24 were first-round draft picks.



- Williams-coached teams have ranked in the top four in the nation in scoring eight times in the last 11 years.

“Williams recruits to his very up-tempo style of play and uses the depth he recruits.”

— ESPN.com

ROY WILLIAMS

THE WILLIAMS FILE



Career: 675-169 (24 seasons)
UNC: 257-68 (nine seasons)

- Has the highest winning percentage (.800) of any active head coach in the nation, ranking fourth all-time
- Two-time NCAA champion (2005, 2009)
- Has led his teams to seven Final Fours in 24 seasons, including five in the last 11 years

- Three Final Fours at UNC
- Has coached 24 first-round NBA Draft picks, including 13 at Carolina

• **Born:** August 1, 1950, in Marion, N.C.
• **Education:** North Carolina, 1972; 1973 (Master's)

• **Playing experience:** UNC freshman team, 1968-69

• **Previous head coaching experience:**

Kansas (1988-2003)
Owen High School (1973-78)

• **Assistant coaching experience:** North Carolina (1978-88)

• **Family:** *Wife* - Wanda; *Son* - Scott, *Daughter* - Kimberly, *Daughter-in-law* - Katie; *Grandsons* - Aiden, Court



Roy Williams

roy WILLIAMS

Head Coach
25th season overall
10th season at Carolina

- Naismith Hall of Famer
- Two-time NCAA champion
- Seven Final Fours
- Best winning percentage of any active NCAA coach
- Seven-time National Coach of the Year

NATIONAL COACH OF THE YEAR

1990 (USBWA)
 1991 (*Los Angeles Times*)
 1992 (AP)
 1997 (Naismith, *The Sporting News*)
 2005 (New York Athletic Club)
 2006 (AP, USBWA, Rupp)
 2009 (New York Athletic Club)

CONFERENCE COACH OF THE YEAR

1990 (Big Eight - AP/UPI)
 1992 (Big Eight - AP)
 1995 (Big Eight - coaches co-winner)
 1996 (Big Eight - coaches co-winner)
 1997 (Big 12 - AP/coaches)
 2002 (Big 12 - AP/coaches)
 2003 (Big 12 - AP/coaches)
 2006 (ACC)
 2011 (ACC)



Jeffrey Camarati

North Carolina native son Roy Williams enters his 10th season as the head coach of the Tar Heels and 25th as a college head coach. Williams, a member of the Naismith Basketball Hall of Fame and College Basketball Hall of Fame, has led Carolina to national championships in 2005 and 2009, another Final Four in 2008, Elite Eights in 2007, 2011 and 2012, five NCAA Tournament No. 1 seeds, seven Associated Press Top 10 final rankings, six ACC regular-season titles, two ACC Tournament crowns, five 30-win seasons and developed 13 first-round NBA Draft picks.

ESPN, Sports Illustrated, Sporting News and Fox Sports named him the Coach of the Decade for 2000-2009. Williams led Kansas and Carolina to 33 NCAA Tournament wins in the 2000s, eight more than any other coach.

Over his final two years at Kansas and his first nine seasons at UNC, Williams has won 320 games and coached four National Players of the Year. He's won 36 NCAA Tournament games and led teams to the Final Four five times in those 11 seasons.

The Asheville native has directed teams at Kansas and UNC to a record of 675-169. His winning percentage of .800 is the fourth highest in the history of college

basketball and No. 1 among active coaches.

On April 6, 2009, the Tar Heels beat Michigan State to capture UNC's fifth NCAA Tournament title. In 2005, Carolina beat top-ranked Illinois to win Williams' first national title. He is one of 13 coaches to win multiple national championships, joining an illustrious list that includes only two other ACC coaches – Dean Smith and Mike Krzyzewski.

The Sporting News surveyed a panel of 50 former ACC standout players in 2010 asking them which current ACC coach they would want to play for other than their alma mater's – Williams received 19 votes. No other coach received more than 8.5 votes.

Carolina is 257-68 (.791) in his nine seasons. He has set UNC coaching records for most wins for one year (36 in 2007-08), two years (70 in 2008-09), three years (101 from 2007-09), four years (124 from 2006-09), five years (157 from 2005-09), six years (176 from 2004-09), seven years (206 from 2005-12) and is

tied for the most in any eight-year span (225, tied with 1991-98).

At Carolina, Williams has coached two National Players of the Year (Sean May in 2005, Tyler Hansbrough in 2008), three Bob Cousy Award winners presented to the best point guard in the country (Raymond Felton in 2005, Ty Lawson in 2009, Kendall Marshall in 2012), three ACC Players of the Year (Hansbrough in 2008, Lawson in 2009, Tyler Zeller in 2012), two ACC Athletes of the Year (May in 2005, Hansbrough in 2008), four ACC Rookies of the Year (Marvin Williams in 2005, Hansbrough in 2006, Brandan Wright in 2007, Harrison Barnes in 2011), two Final Four MOPs (May in 2005, Wayne Ellington in 2009) and 16 NBA Draft picks.

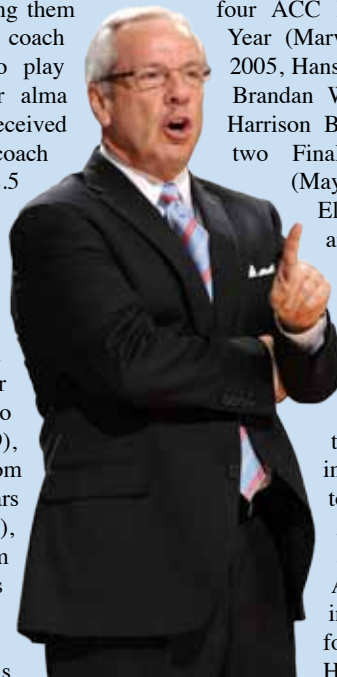
Hansbrough set the all-time ACC scoring mark and became the first player in league history to earn first-team All-America and first-team All-ACC honors in each of his four seasons. He also became

Carolina's all-time leading rebounder and set the NCAA record for free throws made.

The Tar Heels have set new standards for exemplary point guard play under Williams, who has coached three of the finest floor leaders in ACC history in Felton, Lawson and Marshall. Felton led the Tar Heels to the 2005 NCAA title; Lawson won a national championship in 2009 and set the ACC single-season record for highest assist-error ratio; and Marshall led UNC to back-to-back league titles and set ACC records for most assists, highest assist average and most double-figure assist games in a season and posted the highest career assist-error ratio in ACC history. No other school has won more than one Cousy Award.

"He's the best coach I've ever had," says Marshall, whose 351 assists in 2011-12 were the fourth-most in NCAA history. "He runs a pro system and he does a great job of getting the most out of his players within a team concept."

Williams is one of the most successful coaches in NCAA Tournament history. His teams are 61-20 in 22 seasons and he has the third-highest winning percentage (.753) for coaches with at least 30 games. His Kansas and UNC teams have reached the Sweet 16 15 times, the Elite Eight 11 times and



ROY WILLIAMS

ROY WILLIAMS BY THE NUMBERS

HIGHEST WINNING PERCENTAGE, ACTIVE COACHES

(minimum five years as a Division I head coach in Division I)

.800	Roy Williams	North Carolina	675-169
.792	Mark Few	Gonzaga	342-90
.774	Dave Rose	BYU	185-54
.771	Thad Matta	Ohio State	323-96
.769	John Calipari	Kentucky	505-152

HIGHEST WINNING PERCENTAGE, ALL-TIME

(minimum 10 years as a head coach in Division I)

.826	Clair Bee	Rider, Long Island	412-87
.822	Adolph Rupp	Kentucky	876-190
.804	John Wooden	Indiana State, UCLA	664-162
.800	Roy Williams	Kansas, North Carolina	675-169
.797	John Kresse	College of Charleston	560-143

MOST WINS AFTER 24 SEASONS AS A HEAD COACH

675	Roy Williams	Kansas, North Carolina
625	Jerry Tarkanian	Long Beach State, UNLV
575	Jim Boeheim	Syracuse
567	Bob Huggins	Walsh, Akron, Cincinnati
565	Denny Crum	Louisville


MOST 30-WIN SEASONS

12	Mike Krzyzewski	Duke
10	Roy Williams	Kansas, North Carolina
8	Jim Calhoun	Connecticut
7	John Calipari	Massachusetts, Memphis, Kentucky
6	Rick Pitino	Boston U, Providence, Kentucky, Louisville

MOST WINS, ACTIVE COACHES

927	Mike Krzyzewski	Duke (1st all-time)
890	Jim Boeheim	Syracuse (3rd)
710	Bob Huggins	West Virginia (20th)
675	Roy Williams	North Carolina (tied 21st)
654	Jerry Slocum	Youngstown State (39th)

(source: NCAA)



The 1968-69 UNC Freshman Team, including Roy Williams (back row, third from left)

the Final Four on seven occasions.

Carolina is 27-6 in the NCAA Tournament under Williams, a winning percentage of .818 that is the highest for any coach with at least 25 NCAA Tournament games at one school. In the last eight years, the Tar Heels have advanced to at least the regional final six times – no other school has more than four appearances in the Final 8 in that same span. The 2012 season marked the fifth time that Williams led Carolina to a No. 1 seed in the NCAA Tournament and his 10th No. 1 seed overall, the second-most in NCAA history. In fact, only four schools have been a No. 1 seed as often as Williams.


Williams has a 48-24 record in ACC road games, a winning percentage of .667 that equals Duke's Vic Bubas for the best in ACC history. The Tar Heels have posted winning records on the road in six of his nine seasons, including 8-0 in 2007-08, 7-1 in 2005-06 and 2011-12 and 6-2 in three other seasons.

Williams' remarkable coaching ledger includes:

- 675 wins as a head coach, tying Denny Crum for 21st place all-time
- 418 wins at Kansas and 257 at Carolina, the second-most at each school behind Phog Allen and Smith, respectively
- a record of 950-230 in 34 seasons as a collegiate head coach and assistant coach
- seven Final Fours, fourth-most in history behind Wooden, Smith and Krzyzewski
- winning 30 or more games 10 times, the second-most in history (and 18 seasons with 25 or more wins)
- 22 seasons with 20 or more

wins, including every year except when he won 19 in his first seasons at both Kansas and Carolina

- three consecutive 30-win seasons from 2007-09, the first time Carolina accomplished that
- 61 NCAA Tournament wins, third-most all-time behind Krzyzewski (73) and Smith (65)
- 81 NCAA Tournament games, third most in history
- 20 consecutive NCAA Tournament appearances, the second-longest streak in NCAA history behind Smith's 23
- 20 consecutive seasons with a win in the NCAA Tournament, the only coach to accomplish that, and 22 NCAA Tournaments with at least one win
- seven-time National Coach of the Year (1990, 1991, 1992, 1997, 2005, 2006 and 2009), nine-time conference Coach of the Year (1990, 1992, 1995, 1996, 1997, 2002, 2003, 2006 and 2011)
- recipient of the 2003 John Wooden Legends of Coaching Award
- one of three coaches (with Frank McGuire and Larry Brown) to lead two different schools to the national championship game, but the only coach to lead two schools to two appearances in the finals (Kansas in 1991 and 2003; Carolina in 2005 and 2009)
- six ACC regular-season championships in nine seasons, tied for the third most in ACC history (Smith won 17 in 36 years, Krzyzewski 11 in 31 and McGuire six in 24)
- 15 conference regular-season championships and 19 times finishing either first or second in the conference standings
- winning his 500th game on



Jim Bounds



J.D. Lyon Jr.

ROY WILLIAMS' NCAA TOURNAMENT RANKINGS

MOST NCAA CHAMPIONSHIPS

10	John Wooden	UCLA (1964-65-67-68-69-70-71-72-73-75)
4	Adolph Rupp	Kentucky (1948-49-51-58)
4	Mike Krzyzewski	Duke (1991-92-2001-10)
3	Bob Knight	Indiana (1976-81-87)
3	Jim Calhoun	Connecticut (1999-2004-11)
2	Roy Williams	North Carolina (2005-09)
2	Dean Smith (North Carolina, 1982-93), Billy Donovan (Florida, 2006-07), Denny Crum (Louisville, 1980-86), Ed Jucker (Cincinnati, 1961-62), Phil Woolpert (San Francisco, 1955-56), Branch McCracken (Indiana, 1940-53) and Henry Iba (Oklahoma A&M, 1945-46)	

MOST NCAA FINAL FOUR APPEARANCES

12	John Wooden, UCLA
11	Dean Smith, North Carolina
11	Mike Krzyzewski, Duke
7	Roy Williams, Kansas, North Carolina
6	Adolph Rupp, Kentucky
6	Denny Crum, Louisville
6	Tom Izzo, Michigan State
6	Rick Pitino, Providence, Kentucky, Louisville

MOST NCAA TOURNAMENT APPEARANCES

29	Jim Boeheim	Syracuse	1977-active
28	Bob Knight	Indiana, Texas Tech	1973-2007
28	Mike Krzyzewski	Duke	1981-active
27	Dean Smith	North Carolina	1961-1997
27	Lute Olson	Iowa, Arizona	1979-2007
25	Eddie Sutton	four teams	1974-2005
23	Denny Crum	Louisville	1972-2000
22	Roy Williams	Kansas, North Carolina	1988-active
22	Jim Calhoun	Northeastern, Connecticut	1981-2011

MOST CONSECUTIVE NCAA TOURNAMENT APPEARANCES

23	Dean Smith	North Carolina	1975-97
20	Roy Williams	Kansas, North Carolina	1990-2009
17	Rick Barnes	Clemson, Texas	1996-active
17	Mike Krzyzewski	Duke	1996-active
15	Bob Knight	Indiana	1986-2000
15	Tom Izzo	Michigan State	1998-active

MOST NCAA TOURNAMENT GAMES

103	Mike Krzyzewski	Duke	1981-active
92	Dean Smith	North Carolina	1961-97
81	Roy Williams	Kansas, North Carolina	1988-active
77	Jim Boeheim	Syracuse	1976-active
73	Lute Olson	Iowa, Arizona	1979-2007

MOST NCAA TOURNAMENT WINS

79	Mike Krzyzewski, Duke
65	Dean Smith, North Carolina
61	Roy Williams, Kansas, North Carolina
49	Jim Calhoun, Northeastern, Connecticut
48	Jim Boeheim, Syracuse

HIGHEST NCAA TOURNAMENT WINNING PERCENTAGE (minimum 30 games)

.825	John Wooden	UCLA	47-10
.767	Mike Krzyzewski	Duke	79-24
.753	Roy Williams	Kansas, UNC	61-20
.737	Billy Donovan	Florida	28-10
.725	Tom Izzo	Michigan State	37-14
.724	Rick Pitino	four teams	42-16
.721	Jim Calhoun	Northeastern, UConn	49-19

Dec. 9, 2006, in his 19th season (only coach to do so in less than 20 years)

- reaching 100, 200, 300, 400 and 600 wins in fewer seasons than any coach

- winning more games than any coach after eight, nine, 10, 11, 12, 13, 14, 15, 16, 17, 18, 19, 20, 21, 22, 23 and 24 seasons

- 105-39 record in ACC regular-season games

- 165 wins in his first 200 games at an ACC school, more than any coach in history

- 331-33 record at home, a winning percentage of .909

- his teams have been ranked No. 1 in the nation in 11 seasons and at least No. 2 in the country in 16 seasons

- the Associated Press has ranked the Tar Heels in the Top 25 in 149 of 172 polls, including 109 Top 10 rankings, 84 times in the Top 5 and 27 weeks as the No. 1 team in the country

- coaching four National Players of the Year, 15 first-team All-Americans, nine conference player or athletes of the year, three Bob Cousy Award winners, 28 first-team all-conference players, 35 academic all-conference selections, two Academic All-Americans of the Year and 24 NBA first-round draft picks.

Williams believes in up-tempo, fast break basketball, while at the same time taking care of the basketball and getting high percentage, open shots. His teams have averaged 83.1 points at UNC with the Tar Heels reaching 100 or more points 44 times. In 19 of his 24 seasons as a head coach his teams have averaged at least 80 points. Carolina has ranked in the top four nationally in scoring in six of his nine seasons and either first or second in the ACC in points per game in all but one season.

Overall his teams have finished in the top 10 nationally in scoring 11 times, in scoring margin 16 times, in field goal percentage 12 times, in win-loss percentage 11 times and in field goal defense four times. Also, his squads have finished in the top seven nationally in assists per game in eight of the last 11 years and in the top eight nationally in rebounding margin in

11 of the last 16 years.

Dan Wetzel, national columnist for Yahoo! Sports, wrote in April 2009: "There isn't a more perfect union in college basketball than Roy and Carolina; the ideal combination of style and substance, recruiting might and coaching acumen, of championships won and won and, most certainly, won again."

In February 2009, Forbes named Williams the best basketball coach in the country, choosing him by analyzing win-loss percentages, NCAA Tournament appearances, Final Fours, national championships and recruiting.

Forbes wrote: "A top-notch recruiter and motivator, Williams coaches with an unflappable cool, a trait reflected in his players' calm on the court."

Williams' ability to relate to players and their families, both in the recruiting process and throughout their careers, is something his players speak of when they account for his success.

On March 8, 2009, Senior Day at Carolina, an emotional Hansbrough thanked Williams for living up to a promise Williams made during his recruitment that the coach would always be honest with him.

"He always tells you the straight-up truth about what you need to hear, not just what you want to hear," says Hansbrough. "That helped me not only as a player but also as a person."

Williams is one of nine Tar Heels to be enshrined in the Naismith Basketball Hall of Fame, joining a group that includes Dean Smith, Michael Jordan, Larry Brown, Billy Cunningham, James Worthy and Bob McAdoo. Twenty-three of his former players from Carolina and Kansas joined him in Springfield, Mass., for the induction ceremony in 2007.

"What Coach Smith began with the Carolina family, Coach Williams continues to grow," says Worthy. "The family and camaraderie and success and just the same as when I played here. The whole family is a fraternity, and it continues to grow."

Carolina has won 28 of 32 ACC regular-season games over

ROY WILLIAMS

the last two seasons, earning ACC Coach of the Year honors in 2011 and leading the Tar Heels to consecutive appearances in the NCAA Tournament Elite Eight.

The 2009 Tar Heels won their fourth ACC regular-season title in the last five years, won their fourth straight game at Duke and landed a No. 1 seed in the NCAA Tournament for the third consecutive year. In the NCAA Tournament, Carolina put on a stunning display, winning six games by an average of 20.2 points, the highest margin in 13 years. UNC became the first team to win all six games by a dozen or more points.

In 2008, Williams led the Tar Heels to a school-record 36 wins, ACC regular-season and Tournament titles and a berth in the Final Four with a win over Louisville in the regional final. Hansbrough won every major National Player of the Year award. He became the fourth

to play for Williams – along with Jayhawks Drew Gooden and Nick Collison and UNC’s Sean May – to win National Player of the Year honors since 2002.

In 2006, Carolina faced the loss of its top seven scorers, which was unprecedented in ACC history. Sports Illustrated predicted Carolina would miss the NCAA Tournament and the Tar Heels were picked by the media to finish sixth in the ACC. However, Williams earned National and ACC Coach of the Year honors by leading the youngest team in Carolina history to a second-place ACC finish, a win at top-ranked Duke and a No. 3 seed in the NCAA Tournament.

The 2005 national championship capped a season in which the Tar Heels went 33-4, including a 14-2 mark in the ACC. Carolina

led the nation in scoring average, scoring margin and assists and became the third team in history to lead the nation in scoring and win the NCAA championship.

Williams became the UNC head coach on April 14, 2003, 10 days after leading Kansas to the NCAA championship game against Syracuse.

Williams was an assistant coach at Carolina from 1978-88. Working for Dean Smith, he helped coach such standouts as Mike O’Koren, Al Wood, James Worthy, Sam Perkins, Matt Doherty, Michael Jordan, Brad Daugherty, Kenny Smith, Joe Wolf, Steve Hale, Jeff Lebo, J.R. Reid and Scott Williams.

Carolina won the NCAA title in 1982, finished second in 1981 and won or shared six ACC regular-season titles and three ACC Tournament championships.

Kansas hired Williams on July 8, 1988, replacing another UNC



The Williams Family — Court, Scott, Kimberly and Wanda (front); Katie, Aiden and Roy (back)

Hall of Famer, Larry Brown. Williams coached a number of the finest Kansas players in history, including Mark Randall, Adonis Jordan, Rex Walters, Greg Ostertag, Scot Pollard, Jacque Vaughn, Raef LaFrentz,

Paul Pierce, Drew Gooden, Nick Collison and Kirk Hinrich.

The Jayhawks averaged 27.9 wins per season with a high of 35 in 1997-98. He also won 30 in 1989-90, 34 in 1996-97, 33 in 2001-02 and 30 in 2002-03. The Jayhawks

ROY WILLIAMS, YEAR-BY-YEAR AS A HEAD COACH

Year	School	Overall			Big 8/12			Big 8/12 Tournament	NCAA Tournament	AP Poll	Coaches Poll
		W	L	Pct.	W	L	Finish				
1988-89	Kansas	19	12	.613	6	8	6th	0-1, 1st Round	—	NR	NR
1989-90	Kansas	30	5	.857	11	3	T-2nd	1-1, Semifinals	2nd Round	5	5
1990-91	Kansas	27	8	.771	10	4	T-1st	1-1, Semifinals	Final Four, 2nd	12	12
1991-92	Kansas	27	5	.844	11	3	1st	3-0, Champions	2nd Round	2	2
1992-93	Kansas	29	7	.806	11	3	1st	1-1, Semifinals	Final Four, T-3rd	9	8
1993-94	Kansas	27	8	.771	9	5	3rd	1-1, Semifinals	Sweet 16	13	12
1994-95	Kansas	25	6	.808	11	3	1st	1-1, Semifinals	Sweet 16	5	10
1995-96	Kansas	29	5	.853	12	2	1st	2-1, Finals	Final Eight	4	5
1996-97	Kansas	34	2	.944	15	1	1st	3-0, Champions	Sweet 16	1	5
1997-98	Kansas	35	4	.897	15	1	1st	3-0, Champions	2nd Round	2	8
1998-99	Kansas	23	10	.697	11	5	T-2nd	3-0, Champions	2nd Round	22	23
1999-00	Kansas	24	10	.706	11	5	5th	1-1, Semifinals	2nd Round	NR	NR
2000-01	Kansas	26	7	.788	12	4	T-2nd	1-1, Semifinals	Sweet 16	12	7
2001-02	Kansas	33	4	.892	16	0	1st	2-1, Finals	Final Four, T-3rd	2	2
2002-03	Kansas	30	8	.789	14	2	1st	1-1, Semifinals	Final Four, 2nd	6	2
15 years	Kansas	418	101	.805	175	49	9 1sts	24-11, 4 titles	34-14	9 Top 10s	10 Top 10s
										7 Top 5s	6 Top 5s
Year	School	Overall			ACC			ACC Tournament	NCAA Tournament	AP Poll	Coaches Poll
		W	L	Pct.	W	L	Finish				
2003-04	UNC	19	11	.633	8	8	5th	0-1, Quarterfinals	1-1, 2nd Round	18	22
2004-05	UNC	33	4	.892	14	2	1st	1-1, Semifinals	6-0, Champions	2	1
2005-06	UNC	23	8	.742	12	4	2nd	1-1, Semifinals	1-1, 2nd Round	10	14
2006-07	UNC	31	7	.816	11	5	T-1st	3-0, Champions	3-1, Final Eight	4	T-5
2007-08	UNC	36	3	.923	14	2	1st	3-0, Champions	4-1, Final Four, T-3rd	1	3
2008-09	UNC	34	4	.895	13	3	1st	1-1, Semifinals	6-0, Champions	2	1
2009-10	UNC	20	17	.541	5	11	T-9th	0-1, First Round	(4-1, NIT finalists)	NR	NR
2010-11	UNC	29	8	.784	14	2	1st	2-1, Finals	3-1, Final Eight	7	8
2011-12	UNC	32	6	.842	14	2	1st	2-1, Finals	3-1, Final Eight	4	6
9 years	UNC	257	68	.791	105	39	6 1sts	13-7, 2 titles	27-6, 2 titles	7 Top 10s	6 Top 10s
										5 Top 5s	4 Top 5s
Head Coaching Totals	School	Overall			Conference			Conference Tournament	NCAA Tournament	AP Poll	Coaches Poll
		W	L	Pct.	W	L	Finish				
24 years		675	169	.800	280	88	15 1sts	37-18 6 titles	61-20 (.753) 2 NCAA titles 7 Final Fours 11 Regional Finals	16 Top 10s 12 Top 5s	16 Top 10s 10 Top 5s

WILLIAMS IN THE RECORD BOOK

NCAA CHAMPIONSHIPS, UNC COACHES

2	Roy Williams	2005, 2009
2	Dean Smith	1982, 1993
1	Frank McGuire	1957

NCAA FINAL FOURS, UNC COACHES

11	Dean Smith	1967, 1968, 1969, 1972, 1977, 1981, 1982, 1991, 1993, 1995, 1997
3	Roy Williams	2005, 2008, 2009
2	Bill Guthridge	1998, 2000
1	Ben Carnevale	1946
1	Frank McGuire	1957

MOST WINS, UNC COACHES

879	Dean Smith	1961-97
257	Roy Williams	2003-active
164	Frank McGuire	1952-61
100	Tom Scott	1947-52
85	Bill Lange	1940-44

MOST ACC REGULAR-SEASON WINS, UNC COACHES

364	Dean Smith	1961-97
105	Roy Williams	2003-active
84	Frank McGuire	1953-61
32	Bill Guthridge	1997-2000
23	Matt Doherty	2000-03

WILLIAMS' MOST WINS AGAINST OPPONENT (CAREER)

35	Kansas State	35-4
33	Colorado	33-2
25	Nebraska	25-8
25	Iowa State	25-11
24	NC State	24-1

WILLIAMS' MOST WINS AGAINST OPPONENT (AT UNC)

19	NC State	19-1
14	Clemson	14-2
12	Florida State	12-3
12	Virginia	12-3
12	Miami	12-1

reached the Sweet 16 nine times and the Final Eight on five occasions.

In seven years of Big 12 Conference play, his teams went 94-18, capturing the regular-season title in 1997, 1998, 2002 and 2003 and the postseason tournament crown in 1997, 1998 and 1999. In 2001-02, KU became the first Big 12 team to go 16-0 in league play. From 1995-98, Kansas was a combined 123-17 – an average of 30.8 wins per season.

His teams have dominated at home, posting a record of 331-33 (.909). He led the Jayhawks to a 201-17 record (92.2) in Allen Fieldhouse, at one point winning 62 consecutive games. The Tar Heels are 129-16 at the Smith Center and 1-0 at Carmichael Arena under Williams and set the school record for consecutive home wins with 31.

Williams has coached players to 28 first-team all-conference honors, including 11 UNC selections. The 2012 season marked the first time in UNC history and only second time in ACC history that three players (Zeller, John Henson and Barnes) made the first team. Eight players – five Jayhawks, plus Hansbrough, Lawson and Zeller – have won conference player of the year honors.

Zeller and Marshall each earned first-team All-America honors in 2012, the 14th and 15th first-team

All-America seasons by Williams' players.

Gooden (2002), Collison (2003), May (2005) and Hansbrough (2008) won National Player of the Year honors and LaFrentz (1997 and 1998), Pierce (1998), Gooden (2002), Collison (2003) and Hansbrough (2007, 2008 and 2009) have earned consensus first-team All-America honors.

NBA teams have selected 24 of his players in the first round, including Barnes, Marshall, Henson and Zeller, who all went in the first round in 2012. It was the second time that four of Williams' Tar Heels went in the first round in the same draft. In 2005, UNC became the first program to have four players chosen in the NBA Lottery when Marvin Williams, Felton, May and Rashad McCants were selected.

Williams emphasizes academic development. Every Carolina senior in his tenure has either received his degree or is on track to do so. May, the 2005 Final Four MVP, entered the NBA Draft after his junior year but later earned his degree. Marvin Williams, who went to the NBA in 2005 after just one season, has taken summer classes in Chapel Hill each year since and is a junior in academic standing.

"What he has meant to me personally, I can't put into words," Marvin Williams said this past

Bob Donnan

"His willingness to understand the athlete and get the best out of the athlete is what makes Roy a Hall of Famer — his patience, his knowledge for the game, his effort and diligence to understand the game and understand the player and how they can co-exist. To me, that's a Hall of Fame-type guy, someone who makes adjustments according to the personnel rather than forcing his way of thinking on a team or a player. That's not Coach Williams."

– Former Tar Heel & Hall of Famer Michael Jordan

ROY WILLIAMS

Roy Williams & the NBA (player, last year under Williams)

Rick Calloway, 1990
Kevin Pritchard, 1990
Mark Randall, 1991
Adonis Jordan, 1993
Rex Walters, 1993
Darrin Hancock, 1994
Greg Ostertag, 1995
Scot Pollard, 1997
Jacque Vaughn, 1997
Raef LaFrentz, 1998
*Paul Pierce, 1998
Ryan Robertson, 1999
Eric Chenoweth, 2001
*Drew Gooden, 2002
*Nick Collison, 2003
*Kirk Hinrich, 2003
Wayne Simien, 2003
*Marvin Williams, 2005
*Raymond Felton, 2005
Sean May, 2005
Rashad McCants, 2005
Jawad Williams, 2005
David Noel, 2006
*Brandon Wright, 2007
*Tyler Hansbrough, 2009
*Ty Lawson, 2009
*Wayne Ellington, 2009
*Danny Green, 2009
*Ed Davis, 2010
*Harrison Barnes, 2012
*Kendall Marshall, 2012
*John Henson, 2012
*Tyler Zeller, 2012

(*indicates active NBA player entering 2012-13 season)

Roy Williams' First-Round NBA Draft Picks

Mark Randall, 1991
Rex Walters, 1993
Greg Ostertag, 1995
Scot Pollard, 1997
Jacque Vaughn, 1997
Raef LaFrentz, 1998
Paul Pierce, 1998
Drew Gooden, 2002
Kirk Hinrich, 2003
Nick Collison, 2003
Marvin Williams, 2005
Raymond Felton, 2005
Sean May, 2005
Rashad McCants, 2005
Wayne Simien, 2005
Brandon Wright, 2007
Tyler Hansbrough, 2009
Ty Lawson, 2009
Wayne Ellington, 2009
Ed Davis, 2010
Harrison Barnes, 2012
Kendall Marshall, 2012
John Henson, 2012
Tyler Zeller, 2012

summer after signing with Utah. "I've never had another person outside my family care about me as much as Coach Williams has. I can never thank him enough for the things he has done for me."

Four of his players have earned first-team Academic All-America honors – Jayhawks Vaughn (twice), Jerod Haase and Ryan Robertson at Kansas and Carolina's Tyler Zeller (twice) – and 36 have earned first-

ROY WILLIAMS FACTS & FIGURES

- .667** Holds a share of the ACC record for road winning percentage (48-24)
- .753** Second-highest NCAA Tournament winning percentage among active coaches (61-20)
- .800** One of four coaches in NCAA history with a winning percentage of 80.0 or higher
- .909** Won 91 percent of home games at Allen Fieldhouse and the Smith Center
- 1** First among active coaches in winning percentage at .800
- 2** NCAA championships – 2005 and 2009
- 3** UNC point guards (Felton, Lawson and Marshall) to win the Bob Cousy Award
- 3** In 2012, Carolina became the second team to have three first-team All-ACC players
- 4** One of four coaches in history to win at least 80 percent of his games
- 4** National Players of the Year (Drew Gooden, Nick Collison, Sean May, Tyler Hansbrough)
- 5** KU and UNC have finished in the Top 5 in the final AP poll 12 times in 24 years
- 5** Posted five of the 10-winningest seasons in Carolina history
- 6** 6-0 in NCAA Sweet 16 games at Carolina
- 6** ACC regular-season championships in nine seasons at Carolina
- 6** Conference tournament championships won at KU (4) and UNC (2)
- 7** Final Fours, behind only John Wooden (12), Dean Smith (11) and Mike Krzyzewski (11)
- 9** One of nine Tar Heels in the Naismith Basketball Hall of Fame
- 9** Ninth in wins as head coach at an ACC school with 257
- 10** In his 10th season as Carolina's head coach

- 10** Seasons with a No. 1 seed in NCAA Tournament history, second-most
- 11** Seasons ranked No. 1 in the AP poll at least once
- 11** Regional final games at Kansas and Carolina
- 13** One of 13 coaches to win multiple NCAA championships
- 15** Finished first in regular-season league play 15 times in 24 years
- 15** First-team All-Americans, including Kendall Marshall and Tyler Zeller in 2011-12
- 16** Top 10 finishes in the AP poll in 24 years as a head coach
- 20** Only coach to win a game in 20 consecutive NCAA Tournaments
- 21** Tied for 21st place in history with 675 wins (with Denny Crum)
- 22** Has won a game in 22 straight NCAA Tournament appearances
- 24** First-round NBA draft picks
- 25** In his 25th season as a Division I head coach
- 27** NCAA Tournament wins in nine years at UNC
- 30** Second in NCAA history with 10 30-win seasons
- 31** Set UNC record with 31 straight wins at the Smith Center
- 61** Third in NCAA Tournament wins behind Mike Krzyzewski and Dean Smith
- 105** ACC regular-season wins in nine years (11.7 per season)
- 257** Won the second-most games at UNC behind Dean Smith
- 418** Won the second-most games in Kansas history behind Phog Allen
- 675** Tied with Denny Crum for 21st all-time in wins
- 2000** National Coach of the Decade (2000-2009) as selected by ESPN, Sports Illustrated, Sporting News and FoxSports.com

team academic all-conference honors, including Zeller, a four-time recipient. Zeller became the first Tar Heel to be named the Academic All-America of the Year, became the school's first two-time, first-team Academic All-America and was twice named the ACC's top scholar-athlete. Vaughn also was the Academic All-America of the Year, making Williams the only coach in the last 25 years to have two different players win that award.

Williams grew up in the Biltmore neighborhood of south Asheville. He attended Roberson High, where he played for Coach Buddy Baldwin. He played on Carolina's freshman team in 1968-69 and earned a bachelor's degree in education in 1972 and a master's degree in teaching in 1973.

He began his coaching career in 1973 at Owen High School in Swannanoa, N.C., and was inducted into Owen's Hall of Fame in 2010. He coached for USA Basketball teams in the 1991

World University Games, the 1992 U.S. Olympic Development Team, a U-22 tournament in Argentina in 1993 and the 2004 Olympics in Greece.

Several of his staff and players have gone on to head coaching positions, including Matt Doherty, Neil Dougherty, Jerry Green, Steve Robinson, Kevin Stallings, Mark Turgeon, Rex Walters, Wes Miller and Haase.

Williams was born on August 1, 1950. He and his wife, Wanda, a 1972 Carolina graduate, have a son, Scott, and a daughter, Kimberly. Scott earned a business degree from UNC and played point guard for the Tar Heels in 1997-98 and 1998-99. Scott and his wife, Katie (Wolford), live in Charlotte, with their sons, Aiden and Court. Katie is a 2001 Carolina graduate and former cheerleader. She earned a doctorate in physical therapy from Boston University. Kimberly, who also lives in Charlotte, is a 2002 Carolina graduate with a degree in English and was a member of

the UNC dance team in 2000 and 2001.

The Williams family has contributed more than \$400,000 to the Carolina Covenant, an initiative at UNC that allows low-income students to attend the University debt free. Roy and Wanda serve as honorary chairs of a \$10 million campaign to endow the program. Coach Williams hosts an annual Coaches vs. Cancer breakfast that has raised more than \$1 million and directs the autographed basketball program that has contributed more than \$900,000 to local charities. In August 2012, Williams was honored by the American Cancer Society for his efforts in the fight against cancer.

ROY WILLIAMS



“He’s the best coach I’ve ever had. He runs a pro system and he does a great job of getting the most out of his players within a team concept.”
— Kendall Marshall, Phoenix Suns

“What Coach Williams has meant to me personally, I can’t put into words. I’ve never had another person outside of my family care about me as much as he has. I can never thank him enough for the things he’s done for me.”
— Marvin Williams, Utah Jazz

“What makes Coach Williams one of the great coaches isn’t just his extraordinary record, but his dedication to his players. He’s just as serious about making these guys into men and into leaders as he is into making them champions.”
— President Barack Obama

“His willingness to understand the athlete and get the best out of the athlete is what makes Roy a Hall of Famer — his patience, his knowledge for the game, his effort and diligence to understand the game and understand the player and how they can co-exist. To me, that’s a Hall of Fame-type guy, someone who makes adjustments according to the personnel rather than forcing his way of thinking on a team or a player. That’s not Coach Williams.”
— Former Tar Heel & Hall of Famer Michael Jordan (UNC ‘86)

“Williams recruits to his very up-tempo style of play and uses the depth he recruits.”
— ESPN.com

“I have never seen one player or one person or one coach who has out-competed Roy Williams.”
— Jay Bilas, ESPN

“The amazing thing about Coach Williams is the person everyone sees on TV all the time is really the same guy we see every day. There’s nothing fake about him. He is the embodiment of hard work, a guy who never quits, is humble yet confident, is willing to give back to the game, and who teaches us every day the values of education and his players growing as people and players. He’s the best there is.”
— Marcus Ginyard (UNC ‘10)

“Williams is building a new monument to Carolina, which now sets the standard for every other program in the country.”
— Dick Weiss, New York Daily News

“There isn’t a more perfect union in college basketball than Roy Williams and Carolina; the ideal combination of style and substance, recruiting might and coaching acumen, of championships won and won and, most certainly, won again.”
— Dan Wetzel, Yahoo! Sports

“Roy has done a phenomenal job of sustaining this program to the highest level. He has a commitment to excellence, attention to detail and the ability to recruit some outstanding student-athletes.”
— John Kuester (UNC ‘77), longtime NBA coach

“I love honesty, and Coach Williams is going to give you that every time you talk to him about any subject. He is absolutely what he was when he came in my house to recruit me. I got lucky for someone to come into my house who is a great person, a great man and is still the same person today.”

— Deon Thompson (UNC ‘10)

“Roy is as good as it gets in a person. There’s nothing deceptive about him. He is what he is — a wonderful person and a great coach. If you watch his teams, you know they’ve been coached. If you go to his practices, you know why his teams are successful. His players play the right way. They’re team-oriented. They play a fun way offensively. They’re aggressive. He changes defenses. He’s just a wonderful coach.”

— Hall of Famer Jerry West, longtime NBA executive

“Coach means so much to me. He’s been not only a coach but a positive role model and a father figure.”

— Wayne Simien (Kansas ‘05)

ROY WILLIAMS' MILESTONE WINS			
Win	Date	Score, Opponent	Note
1	11/25/88	94-81, Alaska-Anchorage	First win as college head coach
75	3/23/91	93-81, Arkansas	Advances to first Final Four
76	3/30/91	79-73, North Carolina	Advances to national championship game
100	3/13/92	84-66, Colorado	100th win in 129 games
102	3/15/92	66-57, Oklahoma State	First Big 8 Tournament championship
132	3/27/93	83-77, Indiana	Beats No. 1 ranked Hoosiers to reach 2nd Final Four
200	1/28/96	88-73, Nebraska	8th-fastest ever to 200 wins
285	11/21/98	91-67, Fort Hays State	Last of school-record 62 straight home wins
300	2/20/99	60-50, Oklahoma	Tied for 3rd-fastest to 300 behind Bee, Rupp
304	3/7/99	53-47, Oklahoma State	Third straight Big 12 Tournament title
388	3/24/02	104-86, Oregon	Returns Kansas to Final Four
400	1/15/03	98-70, Wyoming	4th fastest to 400 wins
417	3/29/03	78-75, Arizona	Earns second straight trip to Final Four
418	4/5/03	94-61, Marquette	Last win at Kansas, advances to national title game
419	11/22/03	90-64, Old Dominion	First win as head coach at North Carolina
463	3/6/05	75-73, Duke	Clinches first outright ACC regular-season title
468	3/27/05	88-82, Wisconsin	First Final Four as UNC head coach
470	4/4/05	75-70, Illinois	Beats No. 1-ranked Illinois for NCAA championship
500	12/9/06	94-69, High Point	Fastest to 500 wins
521	3/11/07	89-80, NC State	First ACC Tournament title
560	3/29/08	83-73, Louisville	Wins NCAA East Regional
583	2/15/09	69-65, Miami	Passes Frank McGuire as UNC's second-winningest coach
590	3/21/09	84-70, LSU	First UNC coach to win 30 in three straight seasons
592	3/29/09	72-60, Oklahoma	Advances to fifth Final Four in eight years
594	4/6/09	89-72, Michigan State	Wins second NCAA championship
600	11/29/09	80-73, Nevada	Fastest to 600 wins in NCAA history
618	11/28/10	74-69, College of Charleston	200th win at UNC

Overall Record: 675-169
Conference Record: 280-88
Home Record: 331-33
Against Ranked Teams (AP poll): 120-85
Against No. 1-Ranked Teams: 6-5
In Conference Tournament: 37-18
In NCAA Tournament: 61-20
In Overtime: 17-15

STEVE ROBINSON



**steve
ROBINSON**

Assistant Coach
10th season at Carolina

Steve Robinson



J.D. Lyon Jr.

THE ROBINSON FILE

- Named one of the nation's top 25 recruiters four times. Named the fourth-best assistant in the nation in 2010 and one of the ACC's top five assistants in 2012.
- Duties at UNC include recruiting, scouting and bench coaching
- Has seven years of head coaching experience, including two at Tulsa (1995-97) and five at Florida State (1997-2002)
- **Born:** October 29, 1957
- **Education:** Radford, 1981; Radford, 1985 (Master's)
- **Playing experience:** Ferrum JC (1976-78); Radford (1978-80)
- **Previous head coaching experience:** Tulsa (1995-97), Florida State (1997-2002)
- **Previous assistant coaching experience:** Radford (1983-86); Cornell (1986-88), Kansas (1988-95; 2002-03), North Carolina (2004-present)
- **Family:** Wife - Lisa; Has two sons, Tarron and Denzel, and two daughters, Shauna and Kiaya

A former head coach and repeatedly recognized as one of the nation's top assistants, Steve Robinson is in his 10th year at Carolina and his 18th as a member of Roy Williams' coaching staff.

Williams' top assistant on the bench, Robinson has been named one of the top 25 recruiters in college basketball four times since coming to Carolina. In 2010, FoxSports.com named him the fourth-best high-major assistant coach in all of college basketball.

His primary responsibilities include scouting, recruiting and bench coaching. He helped recruit future NBA Draft Lottery picks Harrison Barnes, John Henson, Ed Davis, Marvin Williams, Brandan Wright and Paul Pierce to Carolina and Kansas. Robinson works directly with the Tar Heel perimeter players, helping to mentor Cousy Award-winning point guards Raymond Felton, Ty Lawson and Kendall Marshall.

Robinson was head coach at the University of Tulsa for two years (1995-97) and at Florida State University for five years (1997-2002). As head coach at Florida State, he led the Seminoles to the second round of the 1998 NCAA Tournament. Robinson was head coach at Tulsa in 1995-96 and 1996-97. He led the Golden Hurricane to a 46-18 record and back-to-back appearances in the NCAA Tournament.

Robinson was an assistant at Kansas from 1988-95 and in 2002-03. Before joining Williams in 1988, Robinson spent two years as an assistant coach at Cornell and three seasons at his alma mater, Radford.

A native of Roanoke, Va., Robinson graduated from William Fleming High School, and attended Ferrum Junior College, where he played basketball for two seasons. He was team captain in 1980 and 1981. While at Radford, he earned his bachelor's degree in health and physical education in 1981 and his master's degree in counseling in 1985.

He is a member of both the Ferrum Junior College and Radford University Halls of Fame.

Robinson was born Oct. 29, 1957. He and his wife, Lisa, have four children – daughters Shauna and Kiaya and sons Tarron and Denzel.



The Robinson Family — Denzel, Steve, Tarron, Kiaya, Shauna and Lisa

Jeffrey Camarati



C.B. McGrath

**c.b.
McGRATH**Assistant Coach
10th season at Carolina

Jeffrey Camarati

 **THE McGRATH FILE**

- In his fifth season as head coach of the Carolina junior varsity team
- Supervises team clinics and the Roy Williams Carolina Basketball Camp
- Was a staff member of two NCAA Final Four teams at Kansas
- Duties at UNC include recruiting, scouting and bench coaching

- **Born:** November 21, 1975
- **Education:** Kansas, 1998; Kansas, 2000 (Master's)
- **Playing experience:** Kansas, 1994-98

- **Previous coaching experience:** Kansas (Administrative Assistant, 1999-2003); North Carolina (Director of Basketball Operations, 2003-04, 2005-06 and 2007-08; Assistant Coach 2004-05, 2006-07, 2008-09 and 2009-present)

- **Family:** Wife - Kris; Has twin daughters, Kate and Addison, born in 2006, and a son, Hunter, born in 2008

A bright tactician and rising recruiting talent, assistant coach C.B. McGrath is in his 10th year at North Carolina and his 14th season as a member of Roy Williams' staff. McGrath was a team captain in 1997-98 at Kansas and lettered in four seasons as a point guard under Williams.

In addition to his bench duties, McGrath oversees the Roy Williams Carolina Basketball Camp and the team's coaches clinic. He is in his fifth season as the head coach of the UNC junior varsity program.

Initially a walk-on, McGrath earned a scholarship prior to the start of his freshman season at Kansas. He was the top reserve behind first-team All-America Jacque Vaughn in 1994-95 and Ryan Robertson as a senior. The Jayhawks were a perfect 58-0 at Allen Fieldhouse in McGrath's career. In 1997-98 McGrath was a tri-captain. McGrath roomed with former Tar Heel assistant coach Jerod Haase.

McGrath played in 112 career games, scored 82 points, had 113 assists and 35 steals. He had a better than 2:1 assist to turnover ratio, including 61 assists and just 24 turnovers as a senior. His first basket as a freshman came on a three-pointer at NC State's Reynolds Coliseum.

He was a two-time Academic All-Big 12 selection.

Colin Bryan (C.B.) McGrath was born Nov. 21, 1975, in Indianapolis, Ind. He is one of 20 members of his family who attended the University of Kansas.

McGrath attended Topeka West High School, where he earned 13 varsity letters in basketball, cross country, track and golf. He was the Kansas High School Player of the Year in basketball as a senior and placed in the top 10 in the state in cross country and golf.

He earned a B.A. in human biology and a master's degree in education. McGrath's wife, Kris, played tennis at KU, where she was the Big 12 Player of the Year. The couple have twin daughters, Kate and Addison, born in 2006. Their son, Hunter, was born in August 2008.

**The McGrath Family — Kate, Addison, Kris, Hunter and C.B.**

Rachel Fox

HUBERT DAVIS



**hubert
DAVIS**

Assistant Coach

First season at Carolina **BASKETBALL**

TAR HEELS

Hubert Davis



THE DAVIS FILE

- Former Tar Heel guard who played 12 seasons in the NBA
- Posted the highest three-point field goal percentage in UNC history and the third-highest in NBA history
- Spent seven years as a college basketball analyst and College GameDay co-host for ESPN
- Duties at UNC include recruiting, scouting and bench coaching

- **Born:** May 17, 1970
- **Education:** North Carolina, 1992
- **Playing experience:** North Carolina (1988-92), NBA (1992-2004)

- **Family:** Wife - Leslie; Has two sons, Elijah and Micah, and a daughter, Bobbie Grace

Jeffrey Camarati

Former Tar Heel guard, 12-year NBA veteran and ESPN analyst Hubert Davis begins his first season as a member of the Carolina Basketball coaching staff.

Davis worked the past seven years with ESPN as a highly-regarded college basketball analyst and co-host of College GameDay. He filled the coaching vacancy created when Jerod Haase, who spent nine years on Roy Williams' UNC staff, was named the head coach at UAB.

The Burke, Va., native played in 137 games as a Tar Heel from 1988-92, during which time UNC went 102-37, won the 1989 and 1991 Atlantic Coast Conference Tournaments and played in the 1991 Final Four. He scored 1,615 points, an average of 11.8 per game, and holds the UNC record for career three-point percentage at .435 (197 of 453). He scored in double figures 80 times and had 23 games with 20 or more points.

He scored in double figures in each of his last eight NCAA Tournament games, averaging 18.5 points in those games. That included 19 against Temple in the 1991 NCAA East Regional final and 25 against Kansas (coached by Williams) in the 1991 Final Four.

Davis averaged 21.4 points and earned second-team All-ACC honors as a senior. He scored in double figures in 32 of 33 games that season, including 20 games with 20 or more points and 30 or more in four games. He netted a career-high 35 points at Duke on March 8, 1992. That 35-point game was part of a seven-game stretch late in the season in which he averaged a prolific 28.7 points.

As a junior, Davis made 64 of 131 three-pointers, a percentage of .489 that is second-best in UNC history. He shares the UNC single-game record for three-pointers, as he made eight at Florida State as a senior.

The New York Knicks selected Davis with the 20th pick in the first round of the 1992 NBA Draft. He played 12 seasons in the NBA, scoring 5,583 points, an average of 8.2 per contest. He made 728 three-point field goals and is currently third in NBA history in three-point percentage at .441.

Davis graduated from UNC in 1992 with a degree in criminal justice. He and his wife, Leslie, have three children – Elijah, Bobbie Grace and Micah. His uncle, Walter, starred at UNC from 1973-77, and was a six-time NBA All-Star with the Phoenix Suns.



The Davis Family — Bobbie Grace, Hubert, Elijah, Leslie and Micah

JOE HOLLADAY 

THE HOLLADAY FILE

- In his fourth year as director of operations after 16 years as an assistant coach under Roy Williams
- Is in his 20th year as a member of Williams' staff
- Has been named one of the top 25 recruiters in the nation among assistant coaches
- **Born:** September 14, 1947
- **Education:** Oklahoma, 1969; East Central State, 1975 (Master's)
- **Playing experience:** Oklahoma (1966-69)
- **Previous head coaching experience:** Jenks (Okla.) HS, 13 seasons; also served as a prep head coach in the Oklahoma towns of Bartlesville, Tulsa and Lindsay
- **Previous assistant coaching experience:** Kansas (1993-2003); North Carolina (2004-09)
- **Family:** Wife - Roi; Has a daughter, Heather, and a son, Mathew. Has a grandson, Boston, born in April 2009.

joe
HOLLADAY

Director of Operations
10th season at Carolina

Joe Holladay

Robert Crawford

One of the nation's most experienced college basketball minds, Joe Holladay is in his 10th season with the Tar Heels and his 20th as a member of Roy Williams' staff. Holladay is in his fourth season as Director of Basketball Operations after 16 years as an assistant coach. Holladay's duties include a number of behind-the-scenes and operational duties, and he oversees the team's academic progress.

Holladay has worked closely over the years with the Tar Heel big men. Under Holladay's tutelage, Tyler Hansbrough and Sean May have earned national player-of-the-year honors. Eighteen of Holladay's players have been selected in the first round of the NBA Draft and he helped recruit future first-round picks Hansbrough, Ty Lawson, Wayne Ellington, Tyler Zeller and Kendall Marshall. He has coached 28 first-team academic all-conference honorees in the last 15 years.

Holladay joined Williams at the University of Kansas prior to the 1993-94 season after 23 years as a high school coach, teacher and administrator. A 1969 University of Oklahoma graduate with a degree in history, Holladay was a standout guard for the Sooners from 1966-69. As a senior he served as team captain. Holladay earned a master's degree in counseling in 1975 from East Central State University in Oklahoma.

He went to Kansas after working 13 years as head coach and eight years as athletics director at Jenks (Okla.) High School. Holladay previously served as a prep coach in the Oklahoma towns of Norman, Bartlesville, Tulsa, and Lindsay. In 1998 Holladay was inducted into the Oklahoma High School Coaches Association Hall of Fame, and in 2002 he was inducted into the Oklahoma Basketball Coaches Association Hall of Fame.

Holladay was selected by the Chicago White Sox in the Major League Baseball Draft in 1965 and again in 1967. He and his wife, Roi, have a daughter, Heather, who lives in Naples, Fla., with her husband, David, and their son, Boston. The Holladays' son, Mathew, is a graduate of the U.S. Military Academy and a former Army Ranger. He earned his MBA from UNC and works in real estate investment banking for Bank of America Merrill Lynch. He and his wife, Mishelle, live in Charlotte.



The Holladay Family — Joe, Roi & Boston (front), Mathew, David & Heather (back)

BASKETBALL STAFF

JONAS SAHRATIAN
Strength & Conditioning
Coordinator



One of the top strength & conditioning coordinators in college basketball, Jonas Sahratian enters his ninth season with the Tar Heel men's basketball program. He also served in the same capacity at the University of Kansas for five seasons.

Sahratian (whose name is pronounced suh-RAY-shun) plans and coordinates strength and conditioning for men's basketball while also working with the diving team. He has been a part of three Final Fours and two NCAA championships at Carolina.

He worked with Carolina head coach Roy Williams at Kansas from January 1999 to April 2003. He also coordinated strength and conditioning for the volleyball, swimming and diving teams at Kansas and assisted with football from 1999-2001.

A native of Detroit, Mich., Sahratian graduated from Western Michigan University in 1997 with a bachelor of science degree in exercise science. In 2000 he received his master's in exercise physiology from Kansas.

In addition to working with Kansas athletics, Sahratian interned for two years at the Chicago Bulls/Vermeil's Sports and Fitness in Deerfield, Ill. He worked in Chicago during the Bulls' championship seasons in 1996-97 and 1997-98.

He is a certified strength and conditioning specialist through the National Strength and Conditioning Association and a certified club coach through USA Weightlifting.

Sahratian and his wife, Grechen, have a daughter, Natalie, born in March 2010.



Jeffrey Camarati

The Sahratian Family — Jonas, Natalie and Grechen

CHRIS HIRTH
Head Athletic Trainer



Chris Hirth is in his fifth season as the head athletic trainer for men's basketball at Carolina and his 17th year overall working in the UNC athletic department.

In addition to his duties with the basketball team, Hirth is the supervising staff athletic trainer for the UNC swimming and diving teams, supervisor of the Smith Center athletic training room and a guest lecturer in the Exercise and Sport Science Department. He is also a staff physical therapist with Carolina's Campus Health Services. In his tenure at UNC, Hirth has worked with the men's soccer, gymnastics, women's lacrosse and track and field squads. He was the athletic trainer for the 2001 Tar Heel men's soccer team that won the NCAA championship.

Hirth earned his BS in physical therapy from the University of Wisconsin-LaCrosse in 1989 and a MS in human movement science from UNC in 1994.


Hirth is a member of the National Athletic Trainers Association and the American Physical Therapy Association.

Hirth is a native of Milwaukee, Wis. He and his wife Anna, have a son, Blake.



The Hirth Family — Blake, Anna and Chris

ERIC HOOTS
Director of Player Relations,
Video Coordinator



Eric Hoots is in his ninth season as video coordinator and director of player relations in the UNC Basketball office.

His duties include assisting with on-campus recruiting, serving as a primary contact for former Tar Heel players, taping games and practices and supervising day-to-day video needs.

Hoots, a 2004 UNC graduate with a degree in African-American Studies and Interpersonal Communications, was a three-year Tar Heel letterman as a varsity manager from 2001-04. He served as head manager as a senior in Roy Williams' first season as the head coach in Chapel Hill.

A native of Newton, N.C., Hoots attended Bandys High School in Catawba, where he played two years of varsity basketball.

Hoots earned his Master's in Sports Administration from Virginia Commonwealth University in 2010.

In 2009, he married the former Amy Howe, who works for the Rams Club and Tar Heel Monthly magazine. The couple's son, Brady, was born in May 2011.



Jeffrey Camarati

The Hoots Family — Eric, Brady and Amy

BASKETBALL STAFF 



Teon Watson
Head Manager



Sean Dwyer
Manager



Davis Fisher
Manager



Rich LaGrotta
Manager



Mary Ellen Weylandt
Manager



Maggie Wooten
Manager



Kaye Chase
Office Staff



Cynthia Friend
Office Staff



Nadia Lynch
Office Staff



Dr. Mario Ciocca
Director of
Sports Medicine



Dr. Tom Brickner
Team Physician



Dr. Alex Creighton
Team Orthopaedist



Angie Bitting
Smith Center
Director



Curt Brossman
Smith Center
Operations Assistant



Clara Perry
Smith Center
Operations Assistant



Randy Young
Smith Center
Maintenance Director



Ronnie Sykes
Smith Center Security



Jeffrey Camarati

JENN TOWNSEND
Academic Advisor



Jenn Townsend is in her fourth season as an academic advisor at Carolina, currently working with the men's basketball, softball and men's tennis teams.

Townsend previously spent three years at the University of Minnesota,

where she was an academic counselor for the men's and women's basketball and softball squads.

Prior to her stint with the Golden Gophers, she worked for nearly four years at Indiana University, where she was an academic advisor for the men's and women's basketball, men's and women's soccer, baseball and field hockey teams. She also spent one year as a high school social studies teacher in Ann Arbor, Mich.

A 1998 graduate of the University of Pittsburgh, Townsend earned an M.A. from the University of Michigan in 2000. She is a native of Saginaw, Mich.



Smith Center Maintenance Staff (left to right):

Chris Sparrow, Danny Maddox, Mitchell Kivett, Ron Pendleton, Jonathan Guthrie, Randy Young, Michael Copeland, Chad Wade, Billy Modlin, David Thomas

ACADEMIC EXCELLENCE

Jerry Stackhouse and Antawn Jamison



EXCELLENCE EXTENDS TO THE CLASSROOM

The Carolina men's basketball team has been honored in six of the last seven years for having an Academic Progress Rate among the top 10 percent nationally. The Tar Heels scored a perfect 1,000 APR in their NCAA championship season in 2008-09.

ACADEMIC AND ON-COURT NATIONAL CHAMPION

The website Inside Higher Ed filled out a 2009 NCAA Tournament bracket based on the NCAA's APR ratings, and Carolina was declared champion.

ACADEMIC SUPPORT PROGRAM FOR STUDENT-ATHLETES

- The Academic Support Program assists Tar Heel student-athletes in exploring their interests and abilities, enjoying a broad educational experience and reaching their academic goals.
- An emphasis is placed on freshmen transitioning from high school to college through a variety of academic programs such as academic counseling, individual tutoring, group review sessions and supplemental instruction.



Baddour Carolina Leadership Academy




As the nation's premier leadership development program in collegiate athletics, the Baddour Carolina Leadership Academy develops, challenges and supports student-athletes, coaches and staff in their continual quest to become world class leaders in athletics, academics and life.



Top left: Marcus Ginyard with Dick Baddour, for whom the academy is named. Ginyard earned the CLA's highest distinction in 2008. Bottom left: Harrison Barnes served as a speaker at the 2011 CLA banquet.

TYLER ZELLER

- 2012 Academic All-America of the Year
- Two-time first-team Academic All-America
- Two-time winner of ACC's Skip Prosser Award (given to the conference's top men's basketball student-athlete)
- 2012 ACC Honorary Postgraduate Scholarship winner



ACADEMIC EXCELLENCE 

"I absolutely believe that what I learned as a Carolina basketball player is transferable to the business world. When I became CEO, we did a lot of leadership training. In that training I talked a good deal about the values of the Carolina program, and about what I learned and how I apply it to business. The discipline, values, teamwork and a lot of the organization can easily be applied to the business world from the culture that Coach Smith created and is still in practice at Carolina today."

- Bill Harrison (UNC '64), former CEO of JP Morgan/Chase

**"If a moviemaker needs
an idyllic setting
for a film about college life,
Chapel Hill just might
take the prize."
— *Newsweek* magazine**



FIRST and FINEST

An outstanding university
in one of the country's
top college towns

- The University of North Carolina at Chapel Hill was the nation's first state university to open its doors and the only public university to award degrees in the 18th century.
- Now in its third century, UNC offers bachelor's, master's, doctorate and professional degrees in a wide range of fields, including 77 bachelor's, 109 master's, 66 doctorate and six professional degree programs through 14 schools and the College of Arts and Sciences.
- Among UNC's recent rankings:
 - No. 1 for offering the best combination of top-flight academics and affordable costs (*Kiplinger's Personal Finance*)
 - No. 1 on a list of Best Value Colleges for 2012 (*Princeton Review*)
 - No. 5 on the list of the nation's top public universities (*U.S. News and World Report*)
 - No. 8 on a list of Top American Research Universities
 - No. 12 on a list of Best Schools for Entrepreneurs (*Entrepreneur Magazine* and *Princeton Review*)

"I like to believe I am an example of what the UNC system is all about – taking small-town kids and giving them worldly exposure so that they can contribute in their communities and wherever opportunities lead them."

**– John Skipper
President of ESPN, UNC Graduate**





THE RAMS CLUB

HELP PROVIDE THE TAR HEEL EXPERIENCE

The University of North Carolina is an exceptional place. You know it from your time on campus. Maybe it is the bells, or even the Well, or perhaps the stone walls. It most certainly is the people. Whatever factors play into it, the “Tar Heel Experience” is something that all Carolina alumni, students, fans and supporters can deeply appreciate.

Members of The Rams Club provide life changing opportunities for accomplished student-athletes to experience this exceptional place. They provide the resources for them to excel as competitors, students and leaders. By renewing your membership in The Rams Club or by joining as a new member, the Tar Heel Experience remains possible for deserving student-athletes.

MAKE AN IMPACT

Annual Fund

The Rams Club has over 16,000 members who contribute to the Annual Fund. Your annual donation as a member of The Rams Club is vital to helping to cover the immediate funding needs of Carolina Athletics, particularly the cost of providing 450 scholarships annually.

Carolina Forever

Carolina Forever provides an opportunity for donors to leave a lasting legacy and ensure the future of Carolina Athletics. Giving to this program will allow the member substantial tax benefits while also giving generous support to Carolina’s athletic programs.

Scholarship Endowment

Giving to the Scholarship Endowment fund allows donors to provide critical, long-term support for Carolina’s athletic scholarship program. The cost to endow a scholarship is \$500,000, payable over 5 years. Its annual yield helps cover the 450 scholarships provided by Carolina Athletics.

Sports Endowments

Each of Carolina’s sports programs has its own endowment which members can contribute toward in addition to their annual fund donation. Sport endowments are integral to Carolina’s commitment to a broad-based athletic program and allow each program to meet its specific needs.

FOR ADDITIONAL INFORMATION, PLEASE CONTACT THE RAMS CLUB



919.843.2000



ramsclub@unc.edu



www.ramsclub.com



The Rams Club



@TheRamsClub



CAROLINA ATHLETICS

16,000 Rams Club Members

28 Varsity Sports

800 Student-Athletes

\$11.5M in Scholarship Support



THE TAR HEEL EXPERIENCE ...

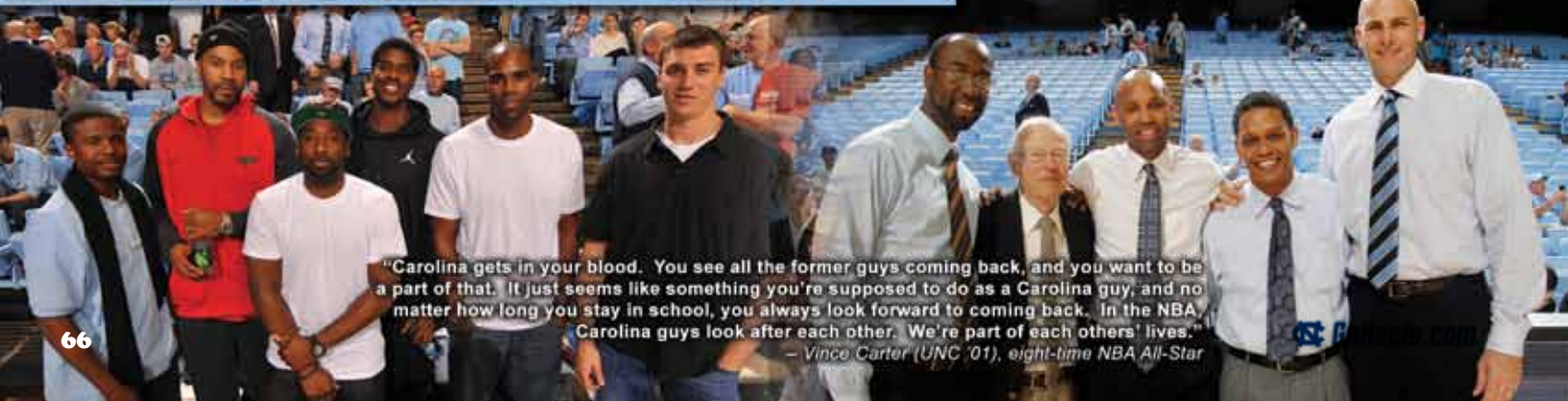
YOU PROVIDE THE OPPORTUNITY. THEY LIVE IT.

“When I came to Carolina, I knew it was an honor to wear the name on the front of the jersey. I have learned that the greater honor is enjoying the full student experience you have at UNC. I’m Dexter Strickland, and I’m a Tar Heel.”

CAROLINA FAMILY

"I spent the best years of my life here being around the student body and my teammates. The experiences we shared together are things you can't easily forget. I'll always be a Tar Heel, no matter where I play in the NBA."

– Kendall Marshall



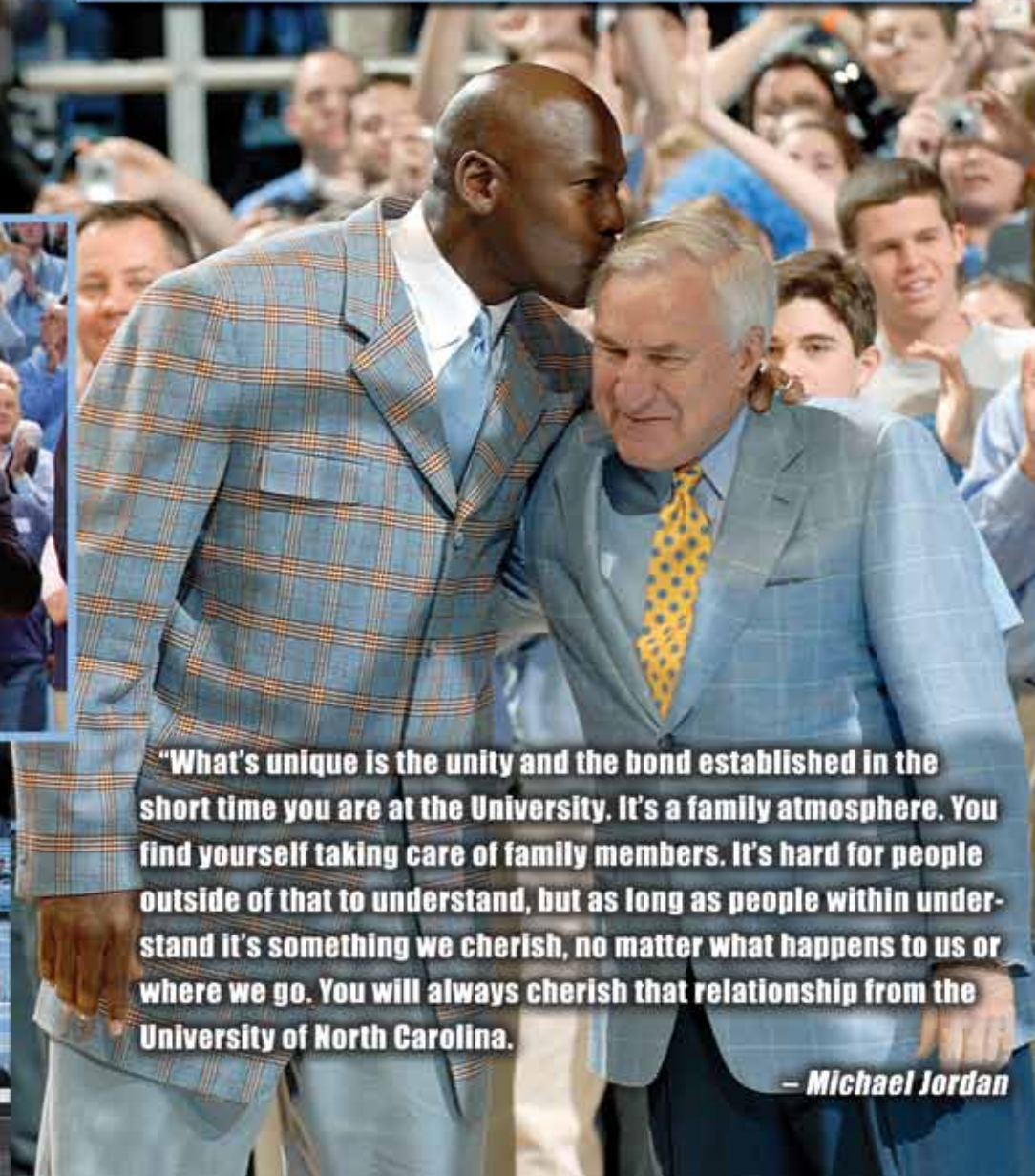
"Carolina gets in your blood. You see all the former guys coming back, and you want to be a part of that. It just seems like something you're supposed to do as a Carolina guy, and no matter how long you stay in school, you always look forward to coming back. In the NBA, Carolina guys look after each other. We're part of each others' lives."

– Vince Carter (UNC '01), eight-time NBA All-Star

ONCE A TAR HEEL, ALWAYS A TAR HEEL



Tar Heel players from different eras gathered in 2012 for Raymond Felton's wedding.



"What's unique is the unity and the bond established in the short time you are at the University. It's a family atmosphere. You find yourself taking care of family members. It's hard for people outside of that to understand, but as long as people within understand it's something we cherish, no matter what happens to us or where we go. You will always cherish that relationship from the University of North Carolina.

— Michael Jordan




PLAY HARD
PLAY SMART
PLAY TOGETHER



THE CAROLINA WAY



PLAY HARD, PLAY SMART, PLAY TOGETHER 


"When we were here, we were young and we had no idea what the world was about and how much you learn at Carolina. But it paved the way for me to accomplish what I've accomplished, both as a person and as a basketball player. It's all because of this university and that Carolina brotherhood."

— Antawn Jamison, National Player of the Year and NBA All-Star

WHY CAROLINA?

Carolina ...

**6 national championships • 18 NCAA Final Fours • 11 National Players of the Year
37 first-team All-Americans • 17 ACC Tournament titles • 29 ACC regular-season crowns
14 ACC Players of the Year • 9 Naismith Hall of Famers • 43 NBA championship rings
No. 3 all-time in NCAA wins • 44 NBA first-round draft picks**

In August 2012, ESPN ranked Carolina the most successful college basketball program in the nation over the last 50 years.



"I didn't know it at the time, but when I chose to attend Carolina as a high school kid it was the best decision I've ever made in my life. I loved playing basketball, yes. But it has opened doors for me every day of my life – from the day I graduated until today – that I never could have imagined would be opened."

– Dick Grubar (UNC '69)

"Why is North Carolina the best job in the country? UNC has the obvious things recruits want: great facilities, a chance at the pros, big-time exposure, a chance to play in the best rivalry in the country, a gorgeous campus – you name it."

– ESPN.com, June 2012



TAR HEEL TRADITION OF EXCELLENCE



• "Simply put, North Carolina has everything you want in a basketball program: tradition, historical success, current success, an enormous and passionate fan base, quality facilities, complete national recruiting reach and a Hall of Fame coach who already has won a national title at the school."
— ESPN.com


"Playing basketball for Carolina is like playing baseball for the Yankees or playing in the NBA for the Celtics or the Lakers. It's right there with those programs in terms of their importance and the way that they sustain greatness over a long period of time."

— Mitch Kupchak (UNC '76),
L.A. Lakers General Manager



• "Carolina now sets the standard for every other program in the country."
— Dick Weiss, New York Daily News

FAN SUPPORT




Carolina students receive as many as 6,000 tickets per home game, more than at any other ACC school.



TAR HEEL NATION LOVES ITS HOOPS

Gameday in the Smith Center is "the culmination of a strong marriage between the city of Chapel Hill, the University of North Carolina and Tar Heels basketball. And the love affair has long attracted the nation's attention," writes ESPN.com.



ROY'S BOYS

UNC ATHLETICS ADMINISTRATION



HOLDEN THORP CHANCELLOR

At Carolina, Holden Thorp has been an undergraduate student, a chemistry professor, a planetarium director, an inventor and entrepreneur, and a dean. He graduated with honors, won teaching awards, chaired a powerhouse chemistry department, developed technology for electronic DNA chips, founded spin-off companies, and succeeded

as an administrator.

In 2008, he became Carolina's 10th chancellor and draws from three decades of experiences on a campus he has loved his entire life. A North Carolina native, Thorp grew up in a Fayetteville family steeped in UNC traditions dating to the 1800s. When he graduated from Terry Sanford High School, the only college on his application list was Carolina, where he earned a bachelor of science degree with honors in 1986.

Attending a world-class research university — where the same people conduct research and teach — allowed Thorp to work in chemistry labs with top faculty and inspired him to become a professor. He pursued that dream at the California Institute of Technology, where he earned a doctorate in chemistry in 1989, and at Yale University for postgraduate work. After teaching a year at NC State, he returned to UNC to teach chemistry in 1993. He was chair of the chemistry department and dean of the College of Arts and Sciences before becoming chancellor.

Thorp is driven to be sure that UNC students today have the same opportunities that he had as an undergraduate. "Carolina students are inspired to tackle the great problems facing the world," he says.

Thorp's priorities include protecting Carolina's legendary commitment to providing a high-quality education at an affordable price—core values that have kept the University and the chancellor in the spotlight as leaders during a national debate about college costs and the future of U.S. higher education. Thorp was among a dozen college presidents and higher education leaders invited to the White House with the president to discuss how campuses can become more affordable while producing more graduates.

Under Thorp's leadership, UNC launched "Innovate@Carolina: Important Ideas for a Better World," a roadmap for innovation in science, business, medicine, nonprofits and academia. He serves on the president's National Advisory Council on Innovation and Entrepreneurship, which held its first national forum in Chapel Hill.

An accomplished musician who plays jazz bass and keyboard, Thorp is married to Patti Worden Thorp, a Hope Mills native and UNC Greensboro graduate. Their children are John and Emma.

Keep up with Chancellor Thorp and Carolina by following him on Twitter at @chanthorp or read his blog at holden.unc.edu.



Dan Sears



BUBBA CUNNINGHAM ATHLETIC DIRECTOR

Lawrence R. (Bubba) Cunningham is the director of athletics at the University of North Carolina. Cunningham comes to Chapel Hill after spending the previous six years as the director of athletics at the University of Tulsa.

Cunningham officially began his duties at Carolina on Nov. 14, 2011, succeeding long-time AD Dick Baddour. Cunningham is the seventh director of athletics in UNC history, following Robert A. Fetzer (1923-52), Chuck Erickson (1953-67), Homer Rice (1969-75), Bill Cobey (1976-80), John Swofford (1980-97) and Baddour (1998-2012).

Cunningham is in his 10th year as a Division I director of athletics. In addition to his tenure at Tulsa, he was the AD for three years from 2002-2005 at Ball State University.

He was honored as the 2008-09 FBS Central Region Athletics Director of the Year, an award presented by the National Association of Collegiate Directors of Athletics.

"Bubba Cunningham is an outstanding choice," said Atlantic Coast Conference commissioner and former UNC Athletic Director John Swofford. "He is a quality administrator and terrific person. Bubba is a highly respected and proven Athletics Director who fits in extremely well at UNC and is a welcome addition around our ACC table."

Cunningham's first task at North Carolina was to hire a permanent football coach. After a nationwide search, Cunningham landed charismatic Larry Fedora from Southern Miss.

With his first hire officially on board, Cunningham focused his attention on other areas of the department. He is developing a strategic plan for the future of Carolina athletics. He also commissioned a compliance review by an outside firm and is designing a master plan for facilities.

Cunningham earned his bachelor's and master's degrees in business administration, both from Notre Dame, in 1984 and 1988, respectively. He played on the Irish golf team in 1982-83.

Born in Flint, Mich., and raised in Naples, Fla., Cunningham and his wife, Tina, have four children: Matthew, Michael, John and Sarah.

CAROLINA ATHLETICS ADMINISTRATION

- Chancellor: Holden Thorp
- Faculty Representative: Lissa Broome
- Director of Athletics: Bubba Cunningham
- Executive Associate AD: Larry Gallo
- Senior Associate AD/SWA: Beth Miller
- Sr. Assoc. AD/Business & Finance: Martina Ballen
- Sr. Assoc. AD/Student-Athlete Services: John Blanchard
- Sr. Assoc. AD/Chief of Staff: Karlton Creech
- Sr. Assoc. AD/Operations: Clint Gwaltney
- Sr. Assoc. AD/Compliance/Student Services: Vince Ille
- Sr. Assoc. AD/Communications: Steve Kirschner
- Sr. Assoc. AD/Rams Club: John Montgomery
- Sr. Assoc. AD/Facilities: Willie Scroggs
- Sr. Assoc. AD/External Relations: Rick Steinbacher
- Assoc. AD/Compliance: Amy Herman
- Assoc. AD/Football: Corey Holliday
- Assoc. AD/Development: Ken Mack
- Assoc. AD/Compliance: Paul Pogge
- Assoc. AD: Matt Terrell
- Asst. AD/Mkt. and Promotions: Michael Beale
- Asst. AD/Communications: Kevin Best
- Asst. AD/Fac. Planning & Management: Mike Bunting
- Asst. AD/New Media: Ken Cleary
- Asst. AD/Olympic Sports & FB Operations: Ellen Culler
- Asst. AD/Student-Athlete Development: Cricket Lane
- Asst. AD/Business & Finance: Mike Perkins
- Asst. AD/Ticket Operations: Tim Sabo
- Asst. AD/Development: Tim Smith

CAROLINA IN THE COMMUNITY

The Tar Heels devote themselves to community service, including a clinic for Special Olympians, a holiday kids clinic, a holiday shopping trip for underprivileged families and providing turkeys at Thanksgiving for area shelters.

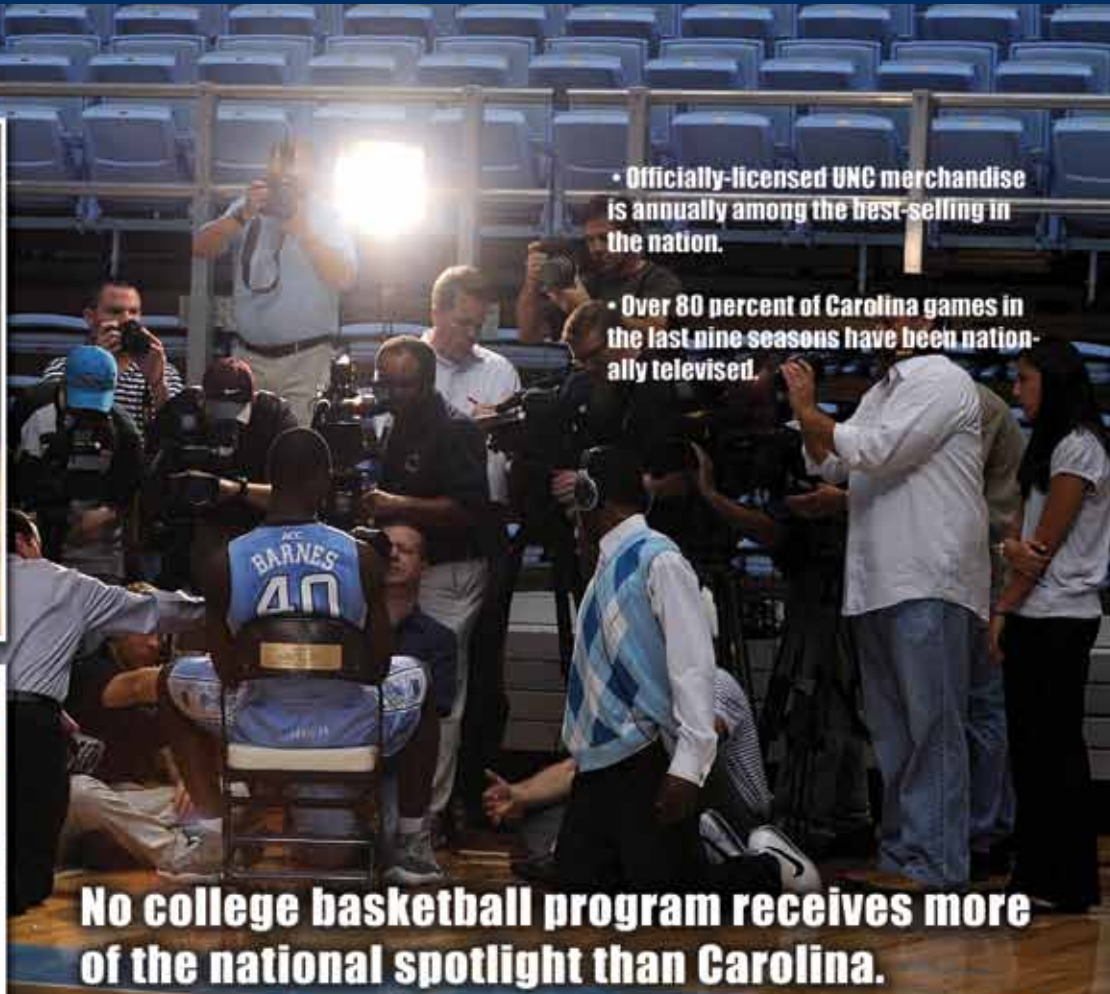


"I want our players to realize there is more than basketball in the world," says Roy Williams, who closes his postgame team prayer with the following reminder: "We realize we are more fortunate than others."

Antawn Jamison helped build a playground in Washington, D.C. with First Lady Michelle Obama.



NATIONAL EXPOSURE

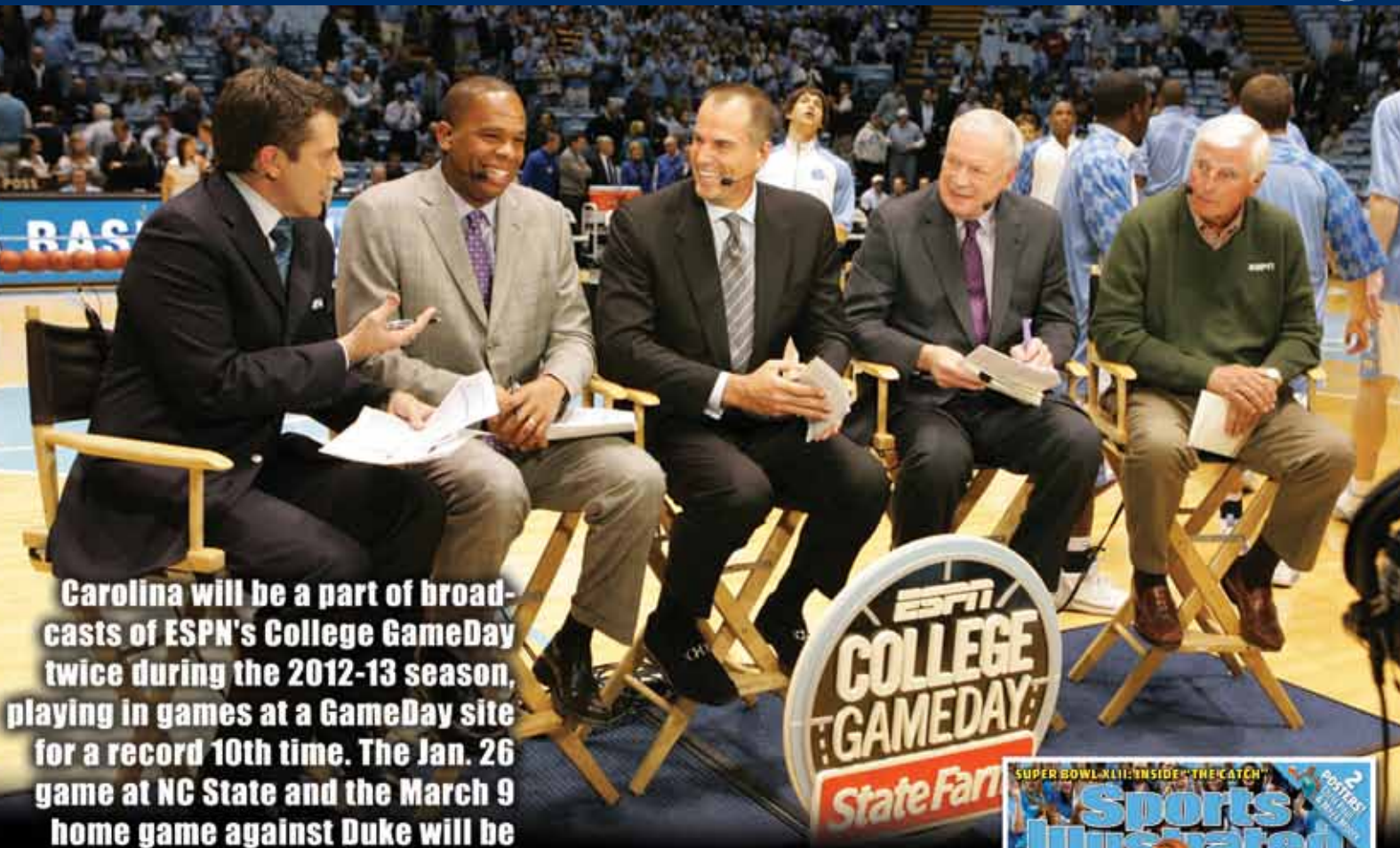


- Officially-licensed UNC merchandise is annually among the best-selling in the nation.
- Over 80 percent of Carolina games in the last nine seasons have been nationally televised.


No college basketball program receives more of the national spotlight than Carolina.




TAR HEELS STAY IN THE SPOTLIGHT



Carolina will be a part of broadcasts of ESPN's College GameDay twice during the 2012-13 season, playing in games at a GameDay site for a record 10th time. The Jan. 26 game at NC State and the March 9 home game against Duke will be played at GameDay sites.



Upper Deck produced a set of Carolina basketball trading cards in 2011, making UNC the first basketball program to receive a school-exclusive set from the company.




CAROLINA'S SPORTS ILLUSTRATED COVERS

COLLEGE BASKETBALL

SPORTS ILLUSTRATED

PREVIEW



HARRISON BARNES
Sophomore
Forward

NOVEMBER 14, 2011 | SI.COM

MEN'S TOP 20

WOMEN'S TOP 10

1 DUNCAN

2 KENTUCKY

3 OHIO STATE

4 UCONN

5 Sports Illustrated

6

7

8

9

10

11

12

13



14

15

16

17

18 ARIZONA



- RAYLOR ①
- AME ②
- SEE ③
- ONN ④
- LLE ⑤
- &M ⑥
- ORD ⑦
- AMI ⑧
- JKE ⑨
- WN ⑩

PLUS
ECTED
-TEAM
FIELD
UTING
PORTS

78 ARIZONA
FLORIDA STATE

TAR HEELS IN BROADCASTING



Rick Fox has worked with NBA TV and the TV show Extra.

Former National Player of the Year Kenny Smith is part of Turner Sports' popular "Inside the NBA" studio team and is an NCAA Tournament analyst for CBS.



Hubert Davis was a member of ESPN's College Gameday crew before joining the UNC coaching staff in 2012.

Brad Daugherty, a Tar Heel All-America and the No. 1 overall pick in the 1986 NBA Draft, is a top NASCAR analyst for ESPN.



Former All-America and NBA veteran Eric Montross is an analyst with the Tar Heel Sports Network.

STATE-OF-THE-ART BASKETBALL OFFICES



Basketball Office Lounge



The Carolina Basketball offices and facilities underwent an \$8.5 million renovation prior to the 2010-11 season and now include state-of-the-art weight and training rooms and expanded space for tutoring sessions, team gatherings and film study.



1994 1997 1998 2007 2008

THE ACC TOURNAMENT

1977 1979 1981 1982 1988 1991
1957 1967 1968 1969 1972 1976

A SPARKLING HOME FOR CAROLINA BASKETBALL



Basketball Office Lobby



Training Room



National Players of the Year

THE DEAN E. SMITH CENTER



The Tar Heels have ranked in the top five nationally in home attendance in 25 of the last 26 years.

TAR HEEL GAMEDAY EXCITEMENT




**"This is one heck of a homecourt advantage."
— former UConn head coach Jim Calhoun**



**"I think I've never been in a building that was as loud as that building."
— Ohio State head coach Thad Matta**

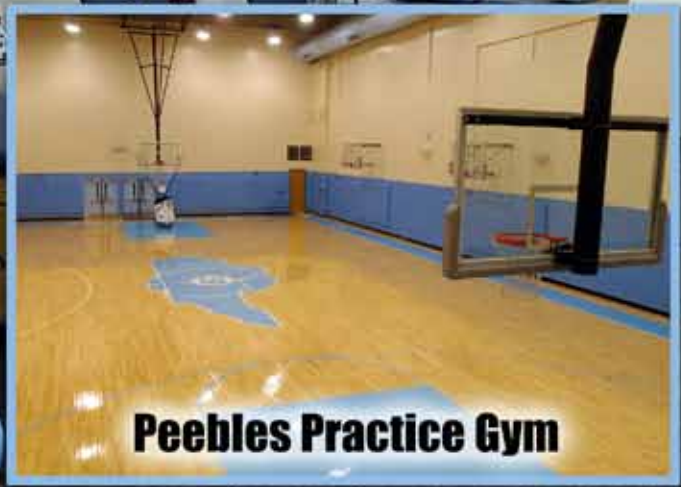
TOP-NOTCH FACILITIES



Weight Room



Training Room



Peebles Practice Gym

THE BEST OF EVERYTHING FOR THE TAR HEELS

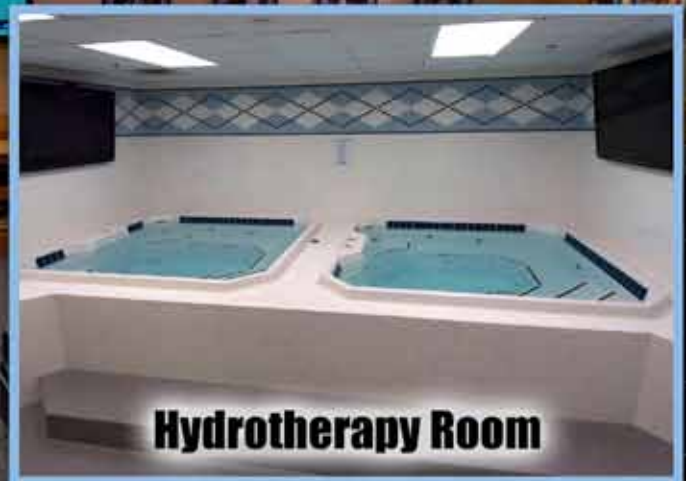


The Tar Heels receive top-notch training and instruction from strength & conditioning coordinator Jonas Sahratian, formerly of the NBA's Chicago Bulls. The weight room was expanded and remodeled in 2009.



Carolina Lockerroom

Players' Lounge



Hydrotherapy Room

THE DEAN E. SMITH CENTER

Jeffrey Camarati



The 2012-13 season is the 28th in which the Tar Heels will play in the Dean E. Smith Center. UNC has played 381 games in the Smith Center in front of a combined audience of over seven million fans. Carolina is 324-57 in the Smith Center, an impressive winning mark of 85.0 percent.

The Tar Heels have been in the top five in the national attendance leaders in 25 of the last 26 seasons.

The first game in the Smith Center featured No. 1 Carolina defeating No. 3 Duke, 95-92, in a battle of unbeaten teams on Jan. 18, 1986. The first Tar Heel basket was scored by Carolina center Warren Martin off a pass from Kenny Smith.

The Tar Heels have a 129-16 record (.890) in the Smith Center in Roy Williams' nine years as head coach. Dean Smith led the Tar Heels to a 133-17 record (.887) in the building that bears his name.

RECENT RENOVATIONS

The Smith Center has undergone a number of improvements to keep it on the cutting edge of basketball arenas. The building has added a new ribbon board surrounding the court for the 2012-13 season.

The men's basketball offices were completely renovated and expanded in 2010, while the team's varsity hallway also received a facelift.

The arena's lights and sound system were replaced and the training, weight and equipment rooms were expanded and renovated for 2009-10. A hydrotherapy room was added for the 2008-09 season.

In January 2008, the Carolina Basketball Museum opened in the new Williamson Athletics Center, adjacent to the Koury Natatorium. For photos and infor-

mation about the museum, see GoHeels.com/Museum.

In 2006-07, the seats in the lower level and upper level ring were replaced. The playing floor was completely refinished and refurbished for the 2007-08 campaign.

Four high-resolution video boards were installed for the 2005-06 season. The boards measure 17.8 feet x 23.6 feet. At the same time, two 50-foot

CAROLINA IN THE SMITH CENTER

Year	Overall Record	ACC Record
1985-86	6-1	5-1
1986-87	13-0	7-0
1987-88	9-2	6-1
1988-89	12-2	6-1
1989-90	11-2	5-2
1990-91	11-2	5-2
1991-92	13-2	6-2
1992-93	12-0	8-0
1993-94	14-1	7-1
1994-95	12-1	7-1
1995-96	9-3	5-3
1996-97	11-1	7-1
1997-98	12-1	7-1
1998-99	12-2	6-2
1999-00	7-5	5-3
2000-01	12-2	7-1
2001-02	6-9	3-5
2002-03	13-5	5-3
2003-04	12-2	6-2
2004-05	15-0	8-0
2005-06	13-4	5-3
2006-07	16-1	7-1
2007-08	14-2	6-2
2008-09	14-1	7-1
2009-10	13-5	3-5
2010-11	15-0	8-0
2011-12	17-1	7-1
Totals	324-57	156-45
	(.850)	(.776)

✓ Record versus non-conference opponents is 168-12 (.933).
 ✓ All-time Smith Center attendance is 7,646,485

ribbon boards were added to the fascia around the upper level and a 40-foot video board was added to the front of the scorer's table.

In 2000-01, a standing-room-only section reserved for students opened on the baseline closest to the Carolina bench. The Rams Club funded a \$150,000 renovation that allowed approximately 400 students to move courtside.

In May 1980, the Department of Athletics, in conjunction with the Educational Foundation, embarked on a mission to raise millions of dollars from private donations to construct an arena. The real inspiration for the fund-raising effort came from the campaign chairman, the late Hargrove "Skipper" Bowles.

Six years, 2,362 donors and over \$34 million later, the premiere basketball arena in America became a reality. Dedicated in September 1986 as the Dean Edwards Smith Center, the 300,000-square-foot structure stands on seven and one-half acres of the University's south campus. Over 20,000 cubic yards of rock were removed to make room for the 340-foot-wide, 380-foot-long and 140-foot-high building.

Jeffrey Camarati



Robert Crawford



SMITH CENTER RECORDS **TEAM RECORDS: SINGLE-GAME**

Note: The "vs." designation means the record was established by UNC; the "by" designation means the record was established by an opposing team or a team competing in an NCAA Tournament game at the Dean E. Smith Center.

MOST POINTS

129 vs. VMI, Dec. 17, 1994

MOST POINTS IN A HALF

77 vs. VMI, Dec. 17, 1994 (1st half)

FEWEST POINTS IN A HALF

13 by NC State, Jan. 12, 2008 (1st half)

FEWEST POINTS IN A HALF BY UNC

18 vs. Wake Forest, Jan. 27, 1996 (1st half)

FEWEST COMBINED POINTS IN A HALF

39 – Jan. 26, 1997 vs. Clemson (UNC 23, Clemson 16, first half)

LARGEST HALFTIME LEAD

47 vs. Florida Atlantic, Dec. 19, 2006 (65-18)

LARGEST MARGIN OF VICTORY BY UNC68 vs. The Citadel, Feb. 18, 1991 (118-50)
68 vs. UNC Asheville, Nov. 30, 2008 (116-48)**MOST POINTS IN A LOSS BY UNC**

114 vs. Wake Forest, Dec. 20, 2003 (114-119) (3OT)

LARGEST MARGIN OF DEFEAT FOR UNC

29 vs. Duke, Jan. 31, 2002 (58-87)

MOST OPPONENT POINTS

119 by Wake Forest, Dec. 20, 2003 (3OT)

FEWEST POINTS BY UNC

48 vs. Boston College, Feb. 19, 2011

FEWEST OPPONENT POINTS

39 by Clemson, Feb. 16, 1995

MOST POINTS, BOTH TEAMS

233 vs. Wake Forest, Dec. 20, 2003 (114-119) (3OT)

FEWEST POINTS, BOTH TEAMS

92 vs. Princeton, Dec. 13, 1997 (50-42)

MOST FIELD GOALS

53 vs. VMI, Dec. 17, 1994

MOST FIELD GOAL ATTEMPTS

91 by VMI, Dec. 17, 1994

HIGHEST FIELD GOAL PERCENTAGE

.754 vs. Old Dominion, Dec. 1, 1992

HIGHEST FIELD GOAL PCT. IN A HALF

.857 vs. Old Dominion, Dec. 1, 1992 (24 of 28, 2nd half)

MOST FREE THROWS MADE

41 vs. Clemson, Jan. 28, 1998

MOST FREE THROW ATTEMPTS

59 vs. Clemson, Jan. 28, 1998

MOST THREE-POINT FIELD GOAL ATTEMPTS

42 by Clemson, Jan. 15, 1994

MOST THREE-POINT FIELD GOALS MADE17 vs. Florida State, Jan. 25, 1995
17 by Duke, March 2, 1997**HIGHEST THREE-POINT FIELD GOAL PERCENTAGE (min. eight made)**

.889 vs. Stetson, Dec. 3, 1986 (8 for 9)

MOST BLOCKED SHOTS

14 on three occasions, most recently vs. VMI, Dec. 17, 1994

MOST REBOUNDS

72 vs. Nicholls, Dec. 19, 2011

MOST ASSISTS

37 vs. VMI, Dec. 17, 1994

MOST PERSONAL FOULS

41 by Clemson, Jan. 28, 1998

TEAM RECORDS: SEASON**HIGHEST SCORING AVERAGE**

95.2 in 1986-87 (1,238 in 13 games)

HIGHEST AVERAGE VICTORY MARGIN

26.6 in 2006-07

HIGHEST SCORING AVERAGE ALLOWED

83.2 in 1989-90 (1,082 in 13 games)

HIGHEST FIELD GOAL PERCENTAGE

.577 in 1985-86 (237 of 411)

HIGHEST THREE-POINT FIELD GOAL PERCENTAGE

.451 in 1986-87 (79 of 175)

HIGHEST FREE THROW PERCENTAGE

.754 in 2008-09 (343 of 455)

INDIVIDUAL RECORDS**MOST POINTS (GAME)**

40 Tyler Hansbrough vs. Ga. Tech, Feb. 15, 2006

MOST POINTS (CAREER)

1,321 Tyler Hansbrough (2005-09) (21.3 per game in 62 games)

MOST POINTS (SEASON)

385 Tyler Hansbrough (2007-08)

HIGHEST SCORING AVERAGE (SEASON)

24.1 Tyler Hansbrough (2007-08) (385 in 16 games)

MOST GAMES SCORING IN DOUBLE FIGURES17 Rashad McCants (2002-03)
17 Tyler Hansbrough (2005-06)**CONSECUTIVE GAMES SCORING IN DOUBLE FIGURES**

42 Tyler Hansbrough, 2005-09

MOST FG MADE (GAME)16 Antawn Jamison vs. Maryland, Feb. 14, 1998
16 Derrick Chievous (Missouri) vs. Rhode Island, March 17, 1988**MOST FG MADE (SEASON)**

128 Rashad McCants (2002-03)

HIGHEST FG PERCENTAGE (GAME)

1.000 Scott Williams vs. Virginia, Jan. 13, 1990 (12 of 12)



Sean May had 26 points and a Smith Center-record 24 rebounds vs. Duke on March 6, 2005.

MOST THREE-POINT FG MADE (GAME)

9 on three occasions, most recently by Grayson Flittner (Gardner-Webb), Nov. 23, 2009

MOST THREE-POINT FG MADE (SEASON)

49 Rashad McCants (2002-03)

MOST THREE-POINT FG ATTEMPTS (GAME)

18 Dennis Scott (Georgia Tech) vs. UNC, Jan. 28, 1989

HIGHEST THREE-POINT FG PERCENTAGE (Game, min. 5 made)

1.000 Geoff Brower (Florida State) vs. UNC, Feb. 24, 1996 (5 of 5)

MOST FT MADE (GAME)

17 Tyler Hansbrough vs. Clemson, Feb. 10, 2008

MOST FT ATTEMPTS (GAME)19 Tyler Hansbrough vs. Clemson, Feb. 10, 2008
19 Tyler Hansbrough vs. Georgia Tech, Feb. 15, 2006**BEST FT PERCENTAGE (GAME, MIN. 10 MADE)**

1.000 six times, most recently by Tyler Hansbrough vs. Kent, Jan. 2, 2008 (11 of 11)

BEST FT PERCENTAGE (SEASON, MIN. 25 MADE)

.905 Jeff Lebo, 1988-89 (38 of 42)

MOST REBOUNDS (GAME)

24 Sean May vs. Duke, Mar. 6, 2005

MOST ASSISTS (GAME)

18 Raymond Felton vs. George Mason, Dec. 7, 2003

MOST STEALS (GAME)8 Derrick Phelps vs. Central Florida, Dec. 7, 1991
8 Tyler Hansbrough vs. UNC Asheville, Dec. 28, 2005**MOST BLOCKED SHOTS (GAME)**

10 Brendan Haywood vs. Miami (Fla.), Dec. 4, 2000

LATE NIGHT WITH ROY



Before the Tar Heels open each season, they take to the court for an evening of fun at a packed Smith Center. Emceed by ESPN's Stuart Scott, a UNC alum, the event includes skits and other amusements.

◀ POSS. ▶



★ late night

CAROLINA BASKETBALL

MUSEUM


• Opened in January 2008, the Carolina Basketball Museum features artifacts, videos, photos and statistical and historical panels that highlight the history of the Carolina program. The museum experience begins with a theater presentation and includes video tributes to Dean Smith, Roy Williams, Phil Ford, Tyler Hansbrough, Michael Jordan and more.

• The museum includes interactive presentations highlighting Carolina's six national titles, 18 Final Four appearances, 17 Atlantic Coast Conference Tournament championships and many of the greatest games and most exciting finishes in Tar Heel history.

• The museum is open on game days and is a must-see attraction for Tar Heel fans.

TAR HEELS IN THE NBA	
FIRST ROUND NBA DRAFT PICKS	
LEONARD ROSS (1957)	PHIL BIRDMAN (1962)
LEE DANFELT (1962)	DAVE CONNOR (1962)
STANLEY MUMFORD (1967)	RONNY HARRIS (1967)
WILLIE RICHMOND (1968)	WALTER HARRIS (1967)
THOMAS LAGARDE (1977)	PAUL THOMAS (1968)
ROBERT BRANTLEY (1978)	PAUL HARRIS (1968)
AL WARD (1981)	JAMES WALKER (1968)
MICHAEL BISHOP (1981)	SAUL PERCINI (1968)
DAVE STROUD (1981)	LENNY SMITH (1967)
DAVE WOOD (1981)	LEO JAY (1967)
BUCKLEY (1981)	PETE LANGRISH (1961)
WALTER HALL (1981)	ROBERT STENCH (1961)
DAVE WOODRIDGE (1984)	JOEY STADHORN (1961)
DAVIDSON WALLACE (1988)	ANDREW ANDERSON (1961)
FRANK CARTER (1988)	ANDREW ANDERSON (1961)
ROBERT FOSTER (1988)	ANDREW WILLIAMS (1961)
KATHARINE FLETCHER (1988)	SEAN BAPT (1961)
NATHAN HALLGREN (1988)	BRANDON HUBBLE (2007)

NINE NAISMITH HALL OF FAMERS




With Hall of Famers Dean Smith and Larry Brown at his side, Tar Heel head coach **Roy Williams** was inducted into the Naismith Hall of Fame in 2007.



Frank McGuire

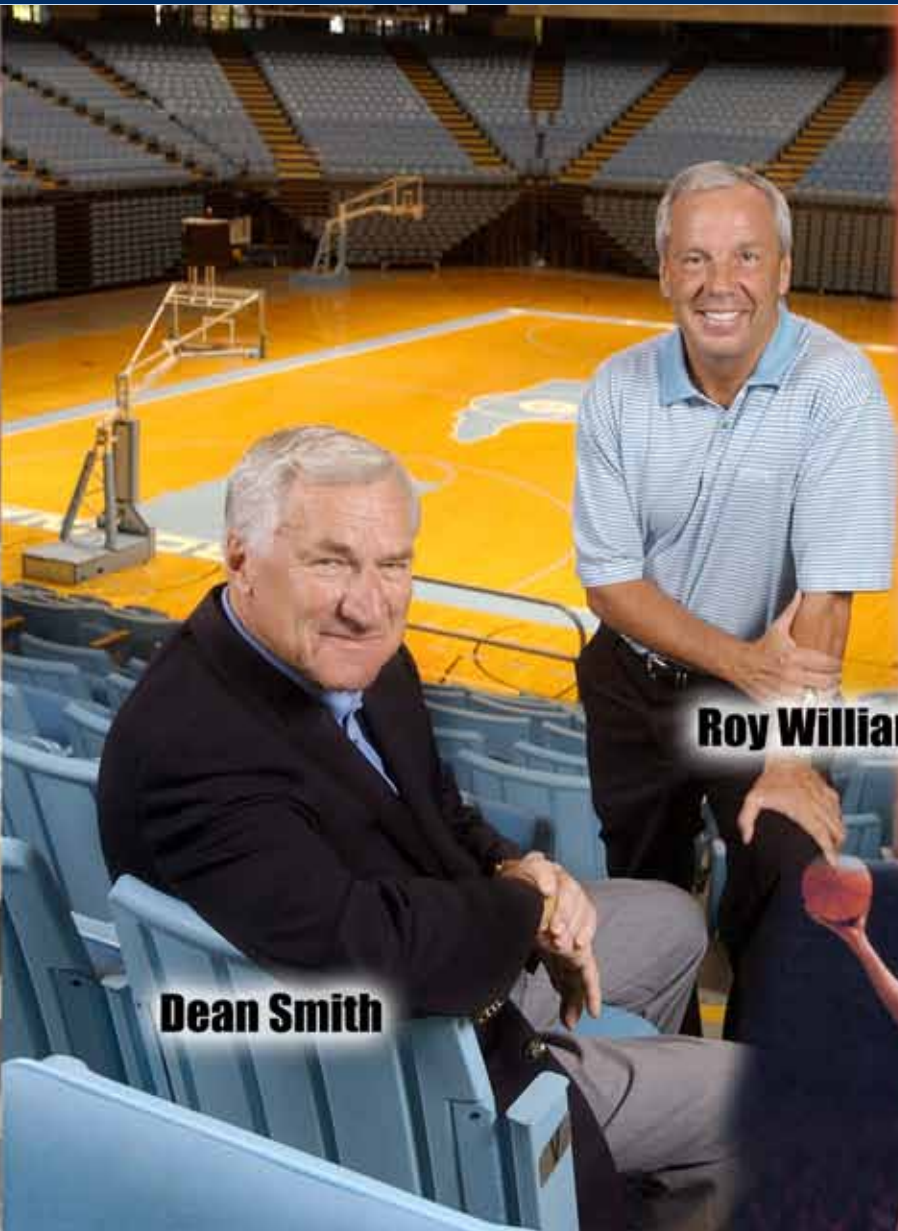


Billy Cunningham



Bob McAdoo

NINE NAISMITH HALL OF FAMERS



Dean Smith


Roy Williams



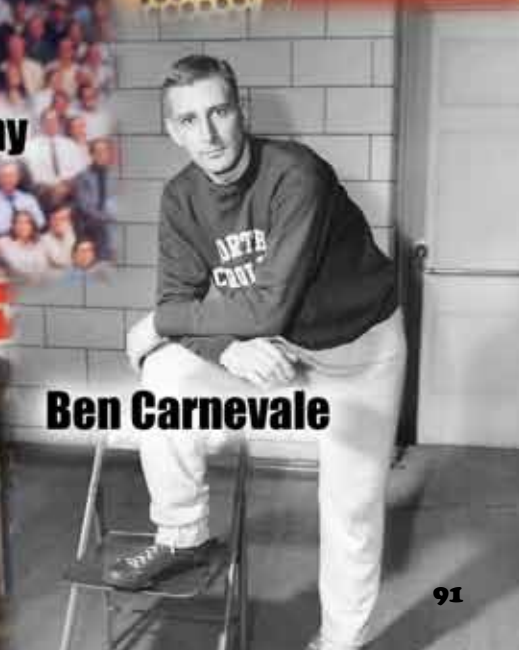
Michael Jordan



Larry Brown





James Worthy



Ben Carnevale

11 NATIONAL PLAYERS OF THE YEAR



ACC Player of the Year

Lennie Rosenbluth (1957)
Pete Brennan (1958)
Lee Shaffer (1960)
Billy Cunningham (1965)
Larry Miller (1967, 1968)


Mitch Kupchak (1976)
Phil Ford (1978)
Michael Jordan (1984)
Antawn Jamison (1998)
Joseph Forte (2001)

Tyler Hansbrough (2008)
Ty Lawson (2009)
Tyler Zeller (2012)


11 NATIONAL PLAYERS OF THE YEAR



**JERRY
STACKHOUSE**
1995




**ANTAWN
JAMISON**
1998



SEAN MAY
2005



**TYLER
HANSBROUGH**
2008



**KENDALL
MARSHALL**
2012 Bob Cousy Award

Bob Cousy Award
(Nation's Best Point Guard)
Raymond Felton (2005)
Ty Lawson (2009)
Kendall Marshall (2012)

RETIRED JERSEYS

JACK COBB



The Cobb File

- 1926 National Player of the Year
- UNC's first three-time first-team All-America
- Helped lead Carolina to the 1924 Helms Foundation national championship

#20 GEORGE GLAMACK



The Glamack File

- 1940 and 1941 National Player of the Year
- 1940 and 1941 first-team All-America
- Nicknamed "The Blind Bomber"

**#10 LENNIE
ROSENBLUTH****#12 PHIL FORD****The Rosenbluth File**


- 1957 National Player of the Year
- Led the Tar Heels to the '57 NCAA championship
- Carolina's single-season (28.0 ppg in 1956-57) and career (26.9) scoring average leader

**The Ford File**

- 1978 National Player of the Year
- Three-time first-team All-America
- Second-leading scorer in Carolina history and a 1976 Olympic gold medalist

RETIRED JERSEYS


#52 JAMES WORTHY



The Worthy File

- 1982 National Player of the Year
- Naismith Hall of Fame
- Most Outstanding Player of 1982 Final Four, leading UNC to '82 NCAA championship

#23 MICHAEL JORDAN




The Jordan File

- 1983 and 1984 National Player of the Year
- Naismith Hall of Fame
- Named ESPN's greatest athlete of the 20th Century
- Hit winning shot in 1982 NCAA title game

#33 ANTAWN JAMISON

#50 TYLER HANSBROUGH



The Jamison File

- Unanimous 1998 National Player of the Year
- Led Carolina to ACC titles and Final Four appearances in 1997 and 1998
- Three-time first-team All-ACC choice




The Hansbrough File

- 2008 National Player of the Year
- Four-time first-team All-America and All-ACC pick
- Led the Tar Heels to the 2009 NCAA championship
- ACC's all-time leading scorer

JERSEYS IN THE RAFTERS



Vince Carter




Bill Chamberlain



Carolina's Honored Jerseys

- Cartwright Carmichael ('24)
- #00 • Eric Montross ('94)
- #00 • Brendan Haywood ('01)
- #2 • Raymond Felton ('06)
- #5 • Ty Lawson ('09)
- #8 • Jim Jordan ('46)
- #11 • Larry Brown ('63)
- #12 • Lee Shaffer ('60)
- #13 • John Dillon ('48)
- #15 • Vince Carter ('98)
- #21 • Mitch Kupchak ('76)
- #21 • Donald Williams ('95)
- #22 • York Larese ('61)
- #22 • Bob Lewis ('67)
- #22 • Wayne Ellington ('09)
- #24 • Walter Davis ('77)
- #30 • Al Wood ('81)
- #30 • Kenny Smith ('87)
- #30 • Rasheed Wallace ('95)
- #31 • Bill Chamberlain ('72)
- #31 • Mike O'Koren ('80)
- #32 • Billy Cunningham ('65)
- #32 • Rashad McCants ('05)
- #33 • Charles Scott ('70)
- #34 • Bobby Jones ('74)
- #34 • J.R. Reid ('89)
- #34 • George Lynch ('93)
- #35 • Pete Brennan ('58)
- #35 • Doug Moe ('61)
- #35 • Robert McAdoo ('72)
- #40 • Tommy Kearns ('58)
- #40 • Joseph Forte ('01)
- #40 • Harrison Barnes ('12)
- #41 • Sam Perkins ('84)
- #42 • Brad Daugherty ('86)
- #42 • Jerry Stackhouse ('95)
- #42 • Sean May ('05)
- #44 • Larry Miller ('68)
- #44 • Dennis Wuycik ('72)
- #44 • Tyler Zeller ('12)
- #45 • Tommy LaGarde ('77)




Mike O'Koren

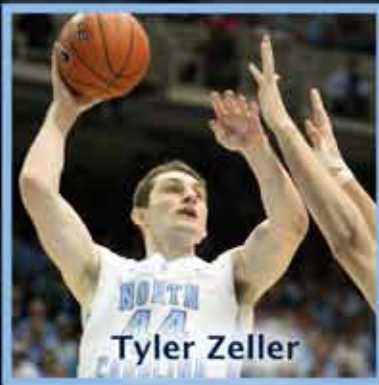


Harrison Barnes


JERSEYS IN THE RAFTERS




Kenny Smith




Tyler Zeller



Walter Davis

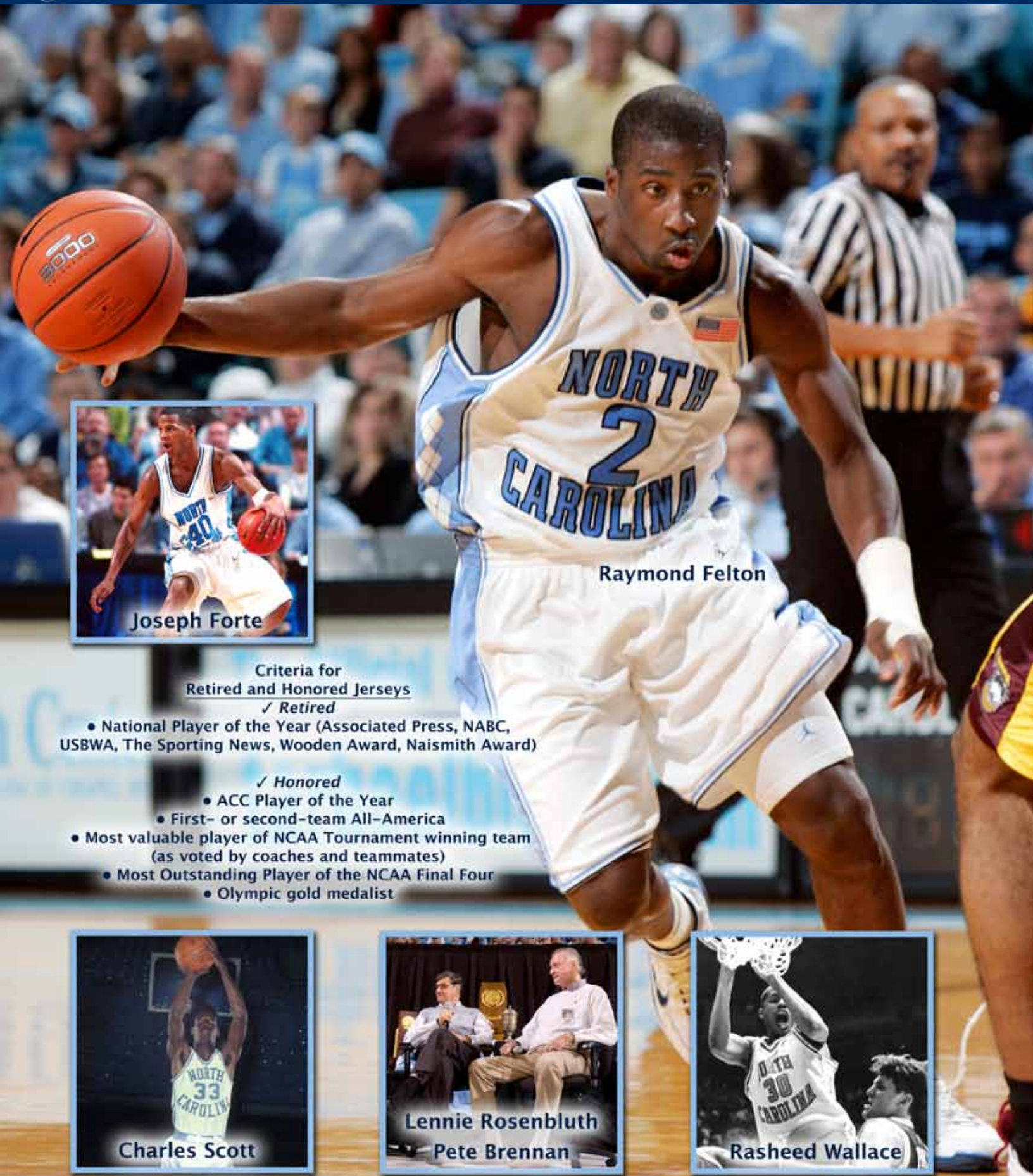


Mitch Kupchak




Sam Perkins

JERSEYS IN THE RAFTERS



Raymond Felton



Joseph Forte


Criteria for Retired and Honored Jerseys

✓ Retired

- National Player of the Year (Associated Press, NABC, USBWA, The Sporting News, Wooden Award, Naismith Award)

✓ Honored

- ACC Player of the Year
- First- or second-team All-America
- Most valuable player of NCAA Tournament winning team (as voted by coaches and teammates)
- Most Outstanding Player of the NCAA Final Four
- Olympic gold medalist



Charles Scott



Lennie Rosenbluth
Pete Brennan



Rasheed Wallace


JERSEYS IN THE RAFTERS

"Every time I come in the Smith Center, I sneak a look up there every couple of minutes. I just have to make sure it's still up there, that the big number 33 is still hanging. When I see it up there, it takes me back to coming into Carolina with a bald head and a little mustache. Even at the time, you knew you were going to treasure those memories forever. When I was walking off the court the night of the alumni game (in 2009), I grabbed my son and took a second and pointed out that jersey with 'Jamison' on the banner. There are no words to describe what that felt like. I felt like I was showing him the past and the future all at the same time."

—Antawn Jamison




Jerry Stackhouse



Larry Miller


Bobby Lewis



Robert McAdoo




Ty Lawson



Eric Montross

CAROLINA BASKETBALL TIMELINE



Pete Brennan helped clinch the 1957 NCAA championship and was the 1958 ACC Player of the Year.

Jan. 27, 1911: Carolina defeats Virginia Christian, 42-21, in first game.

Feb. 20, 1915: Lynchburg YMCA wins 63-20, the most lopsided loss in UNC history (43 points).

Feb. 28, 1922: Cartwright Carmichael and Monk McDonald lead UNC to a 40-26 win over Mercer for Southern Conference (SoCon) Tournament title.

March 4, 1924: 26-16 win over Alabama wins SoCon title and caps 26-0 season. Helms Foundation later selects Carolina as national champions.

Feb. 18, 1926: A 17-8 loss to NC State marks the fewest points in UNC history, but two weeks later, Carolina beats Mississippi State to win the SoCon Tournament.

Feb. 10, 1941: Two-time All-America **George Glamack** scores a record 45 points in 76-53 win over Clemson. Later that year, UNC loses to Pittsburgh and Dartmouth in first-ever NCAA Tournament appearance.

March 21, 1946: 57-49 win over NYU in Madison Square Garden is Carolina's first in the NCAA Tournament. Five days later, Oklahoma A&M beats UNC, 43-40, in NCAA championship game. "**Hook**" **Dillon** scores 16 for Tar Heels in title game, but Bob Kurland leads A&M with 23.

Dec. 3, 1951: 100-57 win over Furman marks the first of 169 games in which Carolina scores 100 or more points. The Tar Heels are 151-18 in those games.

Feb. 29, 1952: Duke's Dick Groat scores 48, Bernie Jernicki grabs 31 rebounds in 94-64 Blue Devil win.

Dec. 1, 1952: Frank McGuire Era begins with 70-50 win over The Citadel. McGuire would post a 164-58 record in nine seasons.

Dec. 12, 1953: 82-56 win over South Carolina is UNC's first ACC game and win.

Feb. 8, 1954: Virginia's Buzz Wilkinson scores 48 in 83-69 Wahoo win, most points ever vs. UNC in an ACC game.

March 4, 1954: UNC loses first-ever ACC Tournament game, 52-51, to eventual champion NC State.

Dec. 14, 1955: Lennie Rosenbluth scores 29 as 16th-ranked Carolina beats fifth-ranked Alabama, 99-77, in UNC's first game as ranked team in AP poll.

Jan. 14, 1956: Rosenbluth ties UNC record with 45 points in a 103-99 win at Clemson. The Bronx native goes 15 for 23 from the floor and 15 for 24 from the line.

Feb. 24, 1956: Rosenbluth has 31 points and 14 boards in 73-65 win over Duke that clinches UNC's first-ever ACC regular-season title. Tar Heels, 11-3 in ACC, get first ACC Tournament win (over Virginia in quarterfinal), but are upset by No. 20 Wake Forest in semifinals.

Dec. 4, 1956: Rosenbluth sets UNC scoring record with 47 in season-opening win over Furman. Rosenbluth makes 20 of 37 shots from the floor and adds 17 rebounds.

Dec. 29, 1956: Carolina beats Wake Forest, 63-55, to win Dixie Classic for first time, one of four UNC wins that year over the Deacons (by a combined 18 points).

Jan. 30, 1957: Tar Heels beat Western Carolina, 77-59, in UNC's first-ever game as No. 1 ranked team in the nation (poll released Jan. 22).

Feb. 5-9, 1957: Rosenbluth scores eight of UNC's extra-session points in double-overtime win at Maryland followed by a 75-73 win over Duke as **Tommy Kearns** hits two free throws in the final minute to keep the team's unbeaten streak alive.

March 1, 1957: Rosenbluth scores 40 at Duke to cap perfect 14-0 ACC record. Rosenbluth, the National Player of the Year, sets UNC record averaging 28.0 points for the season.

March 7-9, 1957: Carolina wins first ACC Tournament title with wins over Clemson, Wake Forest and South Carolina. Rosenbluth has 45 in first round over Tigers and hits three-point play to beat Deacs in semifinals. The 45 points stand today as the ACC Tournament single-game record.

March 22, 1957: Pete Brennan sends national semifinal vs. Michigan State into second overtime with four seconds left and UNC wins, 74-70 in triple overtime. Rosenbluth (31) and Bob Cunningham (19) lead the Tar Heels.

March 23, 1957: No. 1 Carolina beats No. 2 Kansas, 54-53, in another triple overtime classic. Kearns jumps center against 7-0 All-America center Wilt Chamberlain. Rosenbluth scores 20, but fouls out in regulation. UNC center **Joe**

NCAA DIVISION I LEADERS IN ALL-TIME WINS (entering the 2012-13 season)

No.	School	Season	Yrs.	Won	Lost	Tied	Pct.
1.	Kentucky	1903	109	2,090	649	1	.763
2.	Kansas	1899	114	2,070	806	0	.720
3.	North Carolina	1911	102	2,065	734	0	.738
4.	Duke	1906	107	1,971	834	0	.703
5.	Syracuse	1901	111	1,844	822	0	.692
6.	Temple	1895	116	1,790	982	0	.646
7.	St. John's (NY)	1908	105	1,737	915	0	.655
8.	UCLA	1920	93	1,728	769	0	.692
9.	Notre Dame	1898	107	1,723	939	1	.647
10.	Penn	1897	112	1,697	999	2	.629

NCAA DIVISION I LEADERS IN ALL-TIME WINNING PERCENTAGE (entering the 2012-13 season)

No.	School	Season	Yrs.	Won	Lost	Tied	Pct.
1.	Kentucky	1903	109	2,090	649	1	.763
2.	North Carolina	1911	102	2,065	734	0	.738
3.	Kansas	1899	114	2,070	806	0	.720
4.	UNLV	1959	54	1,107	447	0	.712
5.	Duke	1906	107	1,971	834	0	.703
6.	Syracuse	1901	111	1,844	822	0	.692
7.	UCLA	1920	93	1,728	769	0	.692
8.	Western Ky.	1915	93	1,655	828	0	.667
9.	Louisville	1912	98	1,662	864	0	.658
10.	St. John's (NY)	1908	105	1,737	915	0	.655

(source: NCAA)

CAROLINA BASKETBALL TIMELINE CAROLINA'S FINAL
NATIONAL POLL RANKINGS

Year	Media Poll (Started 1949)	Coaches Poll (Started 1951)
1955-56	13th	11th
1956-57	1st	1st
1957-58	13th	12th
1958-59	9th	6th
1959-60	Not Ranked	14th
1960-61	5th	6th
1966-67	4th	3rd
1967-68	4th	4th
1968-69	4th	2nd
1970-71	13th	13th
1971-72	2nd	2nd
1972-73	11th	12th
1973-74	12th	8th
1974-75	9th	10th
1975-76	8th	6th
1976-77	5th	3rd
1977-78	16th	10th
1978-79	9th	3rd
1979-80	15th	15th
1980-81	6th	6th
1981-82	1st	1st
1982-83	8th	8th
1983-84	1st	1st
1984-85	7th	7th
1985-86	8th	8th
1986-87	2nd	3rd
1987-88	7th	8th
1988-89	5th	4th
1990-91	4th	4th
1991-92	18th	12th
1992-93	4th	1st
1993-94	1st	9th
1994-95	4th	3rd
1995-96	25th	24th
1996-97	4th	4th
1997-98	1st	3rd
1998-99	13th	18th
1999-00	Not Ranked	11th
2000-01	6th	10th
2003-04	18th	22nd
2004-05	2nd	1st
2005-06	10th	14th
2006-07	4th	tied 5th
2007-08	1st	3rd
2008-09	2nd	1st
2010-11	7th	8th
2011-12	4th	6th

Quigg hits the winning free throws with six seconds left in the third OT and Carolina caps perfect 32-0 season as national champions.

Dec. 21, 1957: Jerry West leads eighth-ranked West Virginia to 75-64 win over No. 1 Carolina in the finals of the Kentucky Invitational, ending UNC's 37-game win streak.

Jan. 14, 1959: Third-ranked UNC beats No. 1 NC State, 72-68, the first of an NCAA record 11 wins over No. 1 ranked teams.

Dec. 29, 1959: York Larese sets ACC record in 75-53 win over Duke by making 21 free throw attempts.

Dec. 2, 1961: Bryan McSweeney and Jim Hudock each score 20 and Larry Brown has 12 points and eight rebounds as Carolina beats Virginia, 80-46, in Dean Smith's first game as head coach.

Dec. 17, 1962: Yogi Poteet scores 17 and Billy Cunningham grabs 17 rebounds in Dean Smith's first of 13 wins against Kentucky (against only three losses), a 68-66 victory in Lexington.

Jan. 13, 1964: Cunningham scores 40 and has 28 rebounds in 97-88 win over Maryland, one of the Kangaroo Kid's 40 consecutive double-doubles.

Dec. 7, 1964: Bob Lewis and Cunningham score 23 and 22 points, respectively, and Carolina beats 11th-ranked Kentucky, 82-67, in Charlotte, Dean Smith's first win over a ranked opponent.

Dec. 4, 1965: UNC beats William and Mary, 82-68, in the first game played at Carmichael Auditorium.

Dec. 16, 1965: Lewis scores a UNC-record 49 points in 115-80 win over Florida State, a mark that stands today. Lewis goes 18 of 25 from the floor and 13 of 16 from the line and adds seven boards and five assists. He averages 27.4 points that year, second-best ever by a Tar Heel.

March 4, 1966: Mike Lewis hits a free throw to break a 20-all tie and give second-ranked Duke a 21-20 win in the ACC semifinals. John Yokley and Duke's Steve Vacendak share game-scoring honors with six points. Only a combined 36 field goal



Jan. 13, 1964: Billy Cunningham has 40 points and 28 rebounds against Maryland, one of his 40 consecutive double-doubles.

attempts are taken in a classic delay game. The Blue Devils led 7-5 at halftime.

March 11, 1967: Carolina had won the ACC regular-season title for the first time under Dean Smith, then beat Duke for the third time, 82-73, to win Smith's first ACC Tournament crown. MVP Larry Miller had 32 points and Lewis adds 26.

March 17, 1967: Fourth-ranked Carolina beats No. 5 Princeton for Dean Smith's first NCAA Tournament win. Lewis earns regional MVP honors as UNC beats Boston College the next day to advance to the Final Four, where they lose to Dayton in the national semifinal.

Feb. 21, 1968: Rusty Clark sets UNC record with 30 rebounds in 83-60 win over Maryland.

March 2, 1968: Third-ranked UNC has already clinched its second straight ACC regular-season title, but loses in triple overtime at 10th-ranked Duke, 87-86. Miller plays all 55 minutes and has 15 points and 15 rebounds.

March 9, 1968: Miller (21 points) earns his second ACC Tournament MVP in a row as Carolina beats NC State, 87-50, still the largest margin in ACC championship game history.

March 15-16, 1968: UNC beats No. 3 St. Bonaventure and No. 8 Davidson behind regional MVP Clark to advance to Final Four. Clark has 22 points and 17 rebounds in regional final. Tar Heels beat Ohio State in Final Four, but fall to Lew Alcindor and UCLA, 78-55, for national title in Los Angeles Sports Arena.



March 23, 1957: Fans celebrate on Franklin Street in Chapel Hill after Carolina wins its first NCAA title.

CAROLINA BASKETBALL TIMELINE

Feb. 26, 1969: Bill Bunting leads balanced effort with 14 points as Tar Heels beat South Carolina in Columbia to wrap up third straight ACC regular-season title.

March 8, 1969: Charles Scott scores 40 points, 29 in the second half, as Carolina beats Duke, 85-74 in ACC title game. Duke leads by nine at the half, but Scott sets ACC championship game scoring record and wins MVP honors.

March 15, 1969: Scott hits the game-winning jumper at the buzzer to beat Lefty Driesell's Davidson Wildcats, 87-85, to win NCAA East Regional and advance to third consecutive Final Four. Carolina loses to Purdue behind Rick Mount's 36 points.

Jan. 17, 1970: Scott scores 43 in 91-90 loss to Wake Forest. Later that year, the ACC's leading scorer and co-Male Athlete of the Year scores 41 points in ACC Tournament loss to Virginia. Scott averages 27.1 points, the third-highest mark by a Tar Heel.

March 13, 1971: South Carolina beats UNC, 52-51, on a Tom Owens lay-up at the buzzer in the ACC championship game. Owens' basket followed a jump ball with just three seconds to play. Lee Dedmon shared MVP honors as a member of the second-place team.

March 27, 1971: Bill Chamberlain scores 34 points and has 10 rebounds as UNC beats Georgia Tech, 84-66, to win the NIT. The Tar Heels also beat Julius Erving and Massachusetts in the first round, Providence and Duke (in the semifinal), all in Madison Square Garden.

Jan. 29, 1972: A 92-72 win over Maryland is Carolina's 1,000th victory. The Terps win the rematch in overtime, but Carolina wins the rubber match, 73-59, to win the ACC Tournament. MVP Robert McAdoo averages 15 points in the Tournament and Dennis Wuycik scores 24 in the championship game.

March 18, 1972: Second-ranked Carolina beats No. 3 Penn., 73-59, to advance to the Final Four. Wuycik (18), McAdoo (17) and George

FOUR-YEAR STARTERS (since 1972-73)

Player	Seasons
Walter Davis	1974-77
Phil Ford	1975-78
Mike O'Koren	1977-80
Sam Perkins	1981-84
Brad Daugherty	1983-86
Kenny Smith	1984-87
Jeff Lebo	1986-89
Ademola Okulaja	1996-99
Jason Capel	1999-2002
Kris Lang	1999-2002
Tyler Hansbrough	2006-09

FIRST-GAME STARTERS (since 1972-73)

The following Carolina players started their first game as freshmen:

Name	Season
Phil Ford	1974-75
Mike O'Koren	1976-77
James Worthy	1979-80
Michael Jordan	1981-82
Kenny Smith	1983-84
J.R. Reid	1986-87
Pete Chilcutt	1987-88
Rick Fox	1987-88
Vince Carter	1995-96
Antawn Jamison	1995-96
Ed Cota	1996-97
Brendan Haywood	1997-98
Jason Capel	1998-99
Kris Lang	1998-99
Joseph Forte	1999-00
Adam Boone	2000-01
Jawad Williams	2001-02
Raymond Felton	2002-03
Sean May	2002-03
Rashad McCants	2002-03
Quentin Thomas	2004-05
Bobby Frasier	2005-06
Marcus Ginyard	2005-06
Tyler Hansbrough	2005-06
Wayne Ellington	2006-07
Brandan Wright	2006-07
Tyler Zeller	2008-09
Harrison Barnes	2010-11

two seconds to play. Ford scores 29 and UNC needs overtime again to knock out Clemson in the semifinals, then scores 24 in championship game win over Norm Sloan's Wolfpack.

Feb. 14, 1976: Mitch Kupchak has 35 points and 21 rebounds and Davis has 26 points, 11 boards and six steals as Carolina works four overtimes to beat Tulane, 113-106, in the Louisiana Superdome. It is the longest game in Carolina history.

March 8, 1976: Wally Walker scores 21 points to lead sixth-seeded Virginia to 67-62 win over regular-season champion UNC in ACC championship game.


March 5, 1977: Ford scores 26 and freshman Mike O'Koren adds 21 as Carolina returns the favor from a year before, beating Virginia, 75-69, in the ACC final. Tournament MVP John Kuester handles the ball after Ford fouls out

Karl (16) lead Carolina past the Quakers. McAdoo has 24 points and 15 rebounds in Final Four loss to Florida State, but fouled out with 13 minutes to play. McAdoo declares for the NBA after his junior year, his only year as a Tar Heel, and was selected No. 1 in the NBA Draft.

Jan. 19, 1974: All-America Bobby Jones steals the ball and drives the length of the floor for a game-winning lay-up as time expires in 73-71 win at Duke.

March 2, 1974: Freshman Walter Davis banks in a 35-footer at the buzzer to send the game to overtime, where the Tar Heels beat Duke, 96-92. Carolina trails the Blue Devils by eight points with 17 seconds to play in regulation, but UNC rallies behind Jones, who had four points and a steal.

March 6-8, 1975: Phil Ford becomes first freshman to win ACC Tournament MVP honors after leading Carolina to the title with a 70-66 victory over defending NCAA champion NC State and David Thompson. Tar Heels beat Wake Forest, 101-100, in overtime in the quarterfinal after trailing by eight points with 50 seconds to play. Brad Hoffman sends the game into overtime with a 12-foot jumper with



March 15, 1969: Charles Scott hits a game-winning jump shot to beat Davidson and send Carolina to a third consecutive Final Four.



George Karl and the 1971 NIT champion Tar Heels returned to Chapel Hill for a 40th-year reunion in 2011.

with 5:45 to play and goes 6 for 6 from the line. Ford scores 19 of his 26 in the first half. Bruce Buckley gives UNC the lead for good, breaking a 67-all tie.

CAROLINA BASKETBALL TIMELINE 

MILESTONE WINS IN CAROLINA BASKETBALL HISTORY

Victory No.	Score	Opponent
1	42-21	Virginia Christian, Jan. 27, 1911
100	29-23	at Duke, March 7, 1922
200	45-14	Salisbury YMCA, Dec. 10, 1927
300	24-23	at Virginia, Jan. 29, 1934
400	42-38	at Asheboro McCrary Eagles, Dec. 30, 1939
500	55-28	NC State in Southern Conf. Tournament, Feb. 22, 1945
600	64-42	South Carolina, Jan. 18, 1950
700	63-55	Wake Forest in Dixie Classic, Dec. 29, 1956
800	100-71	Virginia at Greensboro, N.C., Jan. 13, 1962
900	82-54	Georgia Tech at Charlotte, N.C., Jan. 27, 1968
1,000	92-72	Maryland, Jan. 29, 1972
1,100	79-74	Georgia Tech at Charlotte, N.C., Feb. 6, 1976
1,200	73-70 (OT)	Rutgers at Madison Square Garden, Feb. 14, 1980
1,300	64-51	St. John's at Madison Square Garden, Dec. 29, 1983
1,400	96-80	Clemson, Feb. 21, 1987
1,500	92-70	NC State, Feb. 7, 1991
1,600	90-67	Pittsburgh, Nov. 29, 1994
1,700	60-45	Virginia, Feb. 11, 1998
1,800	68-65	Connecticut, Jan. 18, 2003
1,900	77-61	Georgia Tech, Jan. 20, 2007
2,000	69-62	Miami, March 2, 2010
1st ACC win	82-56	South Carolina, Dec. 12, 1953
1st ACC Tournament win	81-77	Virginia at Raleigh, N.C., March 1, 1956
1st ACC Championship	95-75	South Carolina at Raleigh, N.C., March 9, 1957
1st NCAA Tournament win	57-49	NYU at Madison Square Garden, March 21, 1946
1st NCAA championship	54-53 (3 OT)	Kansas at Kansas City, Mo., March 23, 1957
Dean Smith's 1st win	80-46	Virginia, Dec. 2, 1961
Dean Smith's 877th win	73-56	Colorado at Winston-Salem, N.C., March 15, 1997
Dean Smith's last win	97-74	Louisville at Syracuse, N.Y., March 23, 1997
Bill Guthridge's 1st win	84-56	Middle Tennessee State, Nov. 14, 1997
600th ACC win	68-53	Wake Forest, Jan. 31, 2012
Roy Williams' 1st win	90-64	Old Dominion, Nov. 22, 2003
Roy Williams' 1st NCAA title	75-70	Illinois at St. Louis, Mo., April 4, 2005
Roy Williams' 2nd NCAA title	89-72	Michigan State at Detroit, Mich., April 6, 2009
1st win in Carmichael Auditorium	82-68	William and Mary, Dec. 4, 1965
Last win in Carmichael Auditorium	80-72	William and Mary, March 16, 2010
1st win in Smith Center	95-92	Duke, Jan. 18, 1986

March 17, 1977: Ford hyper-extends his right elbow, but scores 29 points, including the winning free throw with two seconds left in 79-77 win over Notre Dame (on St. Patrick's Day) in the NCAA East Regional semifinal.

March 19, 1977: Davis, playing with a broken finger on his shooting hand, scores 21 points as fifth-ranked UNC beats No. 13 Kentucky, 79-72, to reach the Final Four.

March 26, 1977: O'Koren scores 31 as Tar Heels edge No. 4 UNLV, 84-83, in national semifinal. Carolina loses a second-half lead and the championship two days later to Al McGuire's Marquette Warriors, 67-59.

Jan. 7, 1978: The Tar Heels set an NCAA field goal percentage record by making 16 of 17 shots from the floor in the second half. Carolina shoots 94.1 percent in second half of 76-61 victory over Virginia.

Feb. 25, 1978: Ford scores a career-high 34 points on 13 of 19 shooting from the floor in his final game at Carmichael Auditorium, an 87-83 win over Duke. Ford clinches third straight ACC regular-season title with two free throws with six seconds left.

Dec. 16, 1978: O'Koren's 18 points and six assists out-duels "Magic" Johnson's 18 points, six assists and eight turnovers in UNC's 70-69

win over No. 3 Michigan State. The Spartans went on to win the 1979 NCAA title.

Jan. 17, 1979: Dudley Bradley steals the ball from Clyde Austin and dunks home the game-winner with seconds to play in a 70-69 win over NC State in a game that stuns the Reynolds Coliseum crowd. Carolina led 40-19, but the Pack came back to take the lead before Bradley's heroics.

Feb. 24, 1979: Carolina holds the ball in the first half and fails to score as Duke leads, 7-0, at intermission. The Tar Heels wait 12:25 into the game before attempting a shot. Both teams score 40 in the second half and Duke wins, 47-40, in one of the most famous delay games ever played.

March 3, 1979: One week after the 47-40 game in Durham, No. 7 Carolina beats No. 5 Duke, 71-63, in ACC Tournament final. Bradley, the MVP, has 16 points, seven steals and four assists and O'Koren leads with 18 points.

March 11, 1979: ACC champion Tar Heels, ranked No. 3 in the nation, are upset by Penn., 72-71, in Raleigh in the NCAA Tournament. Quaker forward Tony Price scores 25. Duke loses to St. John's the same day in what was dubbed "Black Sunday."

Jan. 12, 1980: Al Wood scores 20 and Dave Colescott adds 18 as 15th-ranked Tar Heels knock off No. 1 Duke at Cameron.

Feb. 28, 1981: Duke's Gene Banks hit a turnaround baseline jumper to beat Carolina, 66-65, in overtime. Banks scores 25 points. Freshman Sam Perkins leads UNC with 24.

March 7, 1981: Carolina overcomes a 36-32 halftime deficit by shooting 63 percent in the second half and beats Maryland, 61-60, in the ACC championship game. James Worthy leads with 19. Jimmy Black's steal and lay-up give Carolina the lead for good. Perkins scores 22 in quarterfinal vs. NC State and 18 in semifinal vs. Wake Forest and becomes the second freshman to earn ACC Tournament MVP honors.

March 28, 1981: Senior forward Wood, who was the West Regional MVP after a 21-point, 17-rebound effort in Final 8 win over Kansas State, torches Virginia for 39 points in the Final Four. Wood sets a national semifinal scoring record by making 14 of 19 from the floor and 11 of 13 from the line. Perkins holds National Player of the Year Ralph Sampson to three field goals and 11 points.

March 30, 1981: Isiah Thomas has 23 points, five assists and four steals to lead Indiana past UNC, 63-50, in the NCAA championship game in Philadelphia. Wood leads Carolina with 18 points. The game tips off less than eight hours after an assassination attempt on President Ronald Reagan. The game is almost postponed due to the events in Washington, D.C.

Nov. 28, 1981: Michael Jordan scores 12 points in his debut with the top-ranked Tar Heels, a 74-67 win over Kansas.

Dec. 26, 1981: Worthy (26), Perkins (21) and Jordan (19) combine for 66 points as No. 1 Carolina beats No. 2 Kentucky, 82-69, in the N.J. Meadowlands. It's the first and only time the two schools that rank 1-2 in all-time victories will play as the top two ranked teams in the AP poll.

Jan. 9, 1982: In another 1 vs. 2 match-up, top-rated Carolina edges Virginia, 65-60, despite Sampson's 30 points and 19 rebounds. Worthy and Jordan combine for 33 points.

March 7, 1982: Leading 44-43 with 7:34 to play, Carolina spreads the floor and beats the Cavaliers, 47-45, for the ACC championship. Matt Doherty makes three of four free throws in the final 28 seconds to secure the win and the ACC title. Virginia shoots 67 percent from the floor, but only gets 33 field goal attempts. Worthy leads UNC with 16 points.

March 27, 1982: Perkins scores 25 points and grabs 10 rebounds and Jordan drops in 18 as UNC beats Houston, 68-63, in the Final Four

CAROLINA BASKETBALL TIMELINE

semifinal in New Orleans. The Tar Heels shoot 59 percent from the floor.

March 29, 1982: Final Four MVPorthy scores a game-high 28 points and Michael Jordan hits the game-winning shot from the left wing with 17 seconds to play as Carolina beats Georgetown, 63-62, in one of the Final Four's greatest championship games ever played. Worthy makes 13 of 17 shots from the floor and has three steals, including one at the end of the game that seals the victory. Jordan scores 16, and Georgetown's freshman center Patrick Ewing has 23 points and 11 rebounds. The win gives Dean Smith his first of two NCAA championships. The Tar Heels trail, 32-31, at halftime, but shoot 61 percent in the second half (11 of 18).

Nov. 30, 1982: Defending NCAA champs drop their first two games against St. John's and Missouri but avoid an 0-3 start when Jordan comes up with a steal and a spinning, 24-foot jumper at the buzzer to send the Tulane game into overtime. Tar Heels prevail, 70-68 in triple OT.

Jan. 15, 1983: Perkins scores 36 in Charlottesville and Tar Heels knock off second-ranked Virginia, 101-95.

Feb. 10, 1983: Top-ranked Carolina trails No. 3 Virginia by 16 points in the second half and by 10 with 4:12 to play, but pulls out an improbable 64-63 win, one of the most memorable ever in Carmichael Auditorium. Jordan's offensive rebound basket pulls the Tar Heels to within a point, then Jordan strips Rick Carlisle of the ball and slams home the go-ahead basket.

Dec. 3, 1983: Second-ranked Carolina wins at Stanford, 88-75, to give Dean Smith his 500th victory.


Feb. 12, 1984: Joe Klein scores 20 as Eddie Sutton's Arkansas Razorbacks upset No. 1 Carolina, 66-65, in Pine Bluff, Ark. Jordan scores 21 in defeat.

March 3, 1984: Playing his final home game, Doherty hits a runner in the lane that ties the game at the end of regulation and the Tar Heels beat Duke in two overtimes, 96-83, to preserve a perfect 14-0 mark in the ACC. Jordan and Perkins, also playing in their Carmichael finales, score 25 apiece and Steve Hale has 13 assists.

March 22, 1984: Freshman guard Steve Alford scores 27 points to lead unranked Indiana to a 72-68 win over No. 1 Carolina in the NCAA second round in Atlanta. Perkins scores 26 in his final game as a Tar Heel and finishes his career first at UNC in rebounding and second in scoring. Jordan battles foul trouble and an injured finger, scoring 13 points in just 26 minutes before fouling out. The Hoosiers shoot 69 percent (11 for 16) in the second half and 65

NCAA CHAMPIONSHIPS		
School		Titles
UCLA		11
Kentucky		8
North Carolina		5
Indiana		5
Duke		4
Connecticut		3
Kansas		3
Cincinnati		2
Louisville		2
Michigan State		2
NC State		2
Oklahoma State		2
San Francisco		2
Florida		2

Heinz Klutmeier/SI



March 29, 1982: Freshman Michael Jordan hits this game-winning jump shot to lift UNC to a 63-62 win over Georgetown in the 1982 NCAA championship game in New Orleans.

percent for the game.

Dec. 27, 1985: Ranzino Smith and Kevin Madden both score 17 points to lead nine players in double figures as Carolina scores a school-record 129 points in 129-45 win over Manhattan in Miami.

Jan. 4, 1986: Brad Daugherty scores 28 points in 90-79 win over NC State in the final regular-season game played in Carmichael Auditorium. The Tar Heels conclude play there with a 169-20 record.

Jan. 18, 1986: Hale scores 28 and Daugherty adds 23 and 11 rebounds as No. 1 Carolina beats No. 3 Duke, 95-92, in first game played in the Smith Center.

TAR HEELS IN THE OLYMPIC GAMES

Player/Coach	Team
Larry Brown	1964
Charles Scott	1968
Bobby Jones	1972
Walter Davis	1976
Phil Ford	1976
Bill Guthridge (Assistant Coach)	1976
Mitch Kupchak	1976
Tommy LaGarde	1976
Dean Smith (Head Coach)	1976
Al Wood	1980
Michael Jordan	1984, 1992
Sam Perkins	1984
J.R. Reid	1988
Henrik Rodl (Germany)	1992
Vince Carter	2000
Larry Brown (Assistant Coach)	2000
Larry Brown (Head Coach)	2004
Roy Williams (Assistant Coach)	2004

Note: With the exception of Rodl, all other UNC players and coaches have represented the United States.

Feb. 4, 1986: Daugherty's 22 points and Joe Wolf's 14 points and 13 rebounds lead No. 1 UNC past No. 2 Georgia Tech, 78-77, in overtime in Atlanta.

Feb. 20, 1986: Len Bias scores 35 points to lead Maryland to a 77-72 overtime win, UNC's first defeat in the Smith Center.

March 7, 1987: Joe Wolf scores 27 and Jeff Lebo nets 22 in 84-82, double-overtime win over Virginia in the ACC semifinals. The next day, sixth-seeded NC State goes 14 for 14 from the line and beats the top-seeded Tar Heels, 67-66, for the ACC title.

March 21, 1987: No. 2 ranked Carolina is upset by No. 10 Syracuse, 79-75, in the NCAA East Regional final. Rony Seikaly leads the Orange with 26 points. Kenny Smith has 25 points and seven assists in his final game as a Tar Heel.

Nov. 21, 1987: In a rematch of the previous year's regional final, Carolina beats No. 1 ranked Syracuse, 96-93, in overtime in the Hall of Fame Classic. Playing without a suspended J.R. Reid, the Tar Heels rally from an 11-point halftime deficit. Ranzino Smith (21), Lebo (20) and freshmen Rick Fox (15) and Pete Chilcutt (14) lead UNC.

March 19, 1988: Carolina shoots a school-record 79.0 percent from the floor (49 of 62) in 123-97 rout over Loyola Marymount in NCAA Tournament second round. Ranzino Smith makes 11 of 14 shots en route to 27 points. UNC has 36 assists on 49 baskets. Carolina has 26 turnovers, 20 more than Loyola, and wins by 26.

Nov. 18, 1988: Lebo sets school record with 17 assists in 111-84 win over Chattanooga in Preseason NIT.

Jan. 18, 1989: Playing without Lebo, who was injured in 106-83 loss at Virginia the previous game, UNC beats No. 1 and unbeaten Duke,

CAROLINA BASKETBALL TIMELINE 

91-71, in Durham. **Scott Williams** scores 22 to lead the Tar Heels.

March 12, 1989: **Steve Bucknall's** three-point play with 1:46 left breaks a 66-all tie and Tournament MVP Reid leads with 14 points as UNC beats Duke, 77-74, in Atlanta to win Carolina's first ACC championship in seven years. The game is one of the most intense in ACC history. Carolina commits 26 turnovers, but holds Duke to 39 percent shooting, including 3 of 23 from three-point range.

Nov. 24, 1989: **King Rice's** bank shot at the buzzer beats James Madison, 80-79, in the first round of the Maui Invitational. Carolina rallies from a 79-70 deficit with less than a minute to play.

Dec. 27, 1989: Rice (22) and Fox (20) lead seven Tar Heels in double figures as UNC beats Kentucky, 121-110, in Louisville.

March 17, 1990: Fox banks in the game-winner as time expires and eighth-seeded Carolina beats No. 1 ranked and top-seed Oklahoma, 79-77, in the NCAA second round.

Jan. 9, 1991: **Hubert Davis** scores 25 in a 105-73 win over Maryland, Dean Smith's 700th win. He is the first ACC coach to win 700 games.

Feb. 7, 1991: Carolina beats NC State, 92-70, in Chapel Hill. The night before, the same teams play in Raleigh, a 97-91 Wolfpack win. The Feb. 7 game, which is also Carolina's 1500th victory, is re-scheduled from Jan. 15, 1991, because of the outbreak of the Gulf War.

March 10, 1991: Tournament MVP Fox scores 25, Davis adds 17 and Rice has seven assists and no turnovers as Carolina routs Duke, 96-74, in ACC championship game. Duke had won both regular-season games.

March 24, 1991: NCAA East Regional MVP Fox and Davis each score 19 points as Carolina holds off Mark Macon and Temple, 75-72, to advance to the Final Four for the first time since 1982. Macon scores 31 and narrowly misses a long three-pointer at the buzzer that would have sent the game to overtime.

March 30, 1991: Davis leads all scorers with 25 points, but Carolina shoots 38 percent for the game (3 of 18 from three-point range) and falls to Kansas, 79-73, in Indianapolis in the Final Four. The Jayhawks are coached by former UNC assistant **Roy Williams**.

Feb. 2, 1992: **Derrick Phelps** sets UNC record for steals with nine in 86-76 win at Georgia Tech.

Feb. 5, 1992: In a game most remembered for blood streaming down the back of **Eric**

Bob Donnan



Feb. 5, 1992: A bloodied **Eric Montross** and UNC beat No. 1-ranked Duke, 75-73.

Montross' head, UNC beats defending NCAA champion and No. 1 Duke, 75-73, causing the students to rush the floor for the first time ever at the Smith Center.

Feb. 8, 1992: Carolina trails Wake Forest by 22 points but rallies for an 80-78 win on **Brian Reese's** buzzer-beating jumper. The Deacons lead by 11 with 6:17 to play, before a 10-0 run by UNC. Davis leads the Tar Heels with 30.

Dec. 29, 1992: Jalen Rose's offensive rebound basket at the buzzer gives No. 6 Michigan a 79-78 win over No. 5 Carolina in the semifinals of the Rainbow Classic in Honolulu. The teams would meet again later that season.

Jan. 27, 1993: Florida State leads by 17 at halftime and 73-54 with less than nine minutes to play. Carolina reels off 15 straight points, however, and takes the lead for good on a **George Lynch** steal and dunk with just under two minutes to play. **Donald Williams** seals the win at the free throw line as UNC outscore the Seminoles, 28-4, over the last nine minutes.

March 28, 1993: Cincinnati's Nick Van Exel scores 21 first-half points and the Bearcats lead Carolina by as many as 15 in the first half. Then **Derrick Phelps** clamps down on Van Exel and East Regional MVP Lynch scores 21 and grabs 14 rebounds in 75-68 overtime win to send Carolina to the Final Four. Lynch has 22 against Arkansas in the regional semifinal. Williams has 22 and 20 in the two regional games.

April 5, 1993: Final Four MVP Williams score 25 points for the second Final Four game

in a row, Montross scores 16 and Lynch posts his fourth straight double-double as Carolina avenges earlier loss to Michigan with 77-71 victory. The win gives Dean Smith his second NCAA championship. Williams hits 5 of 7 three-pointers in both Final Four games, including a 78-68 win over Roy Williams-led Kansas in the semifinal.

Feb. 3, 1994: Carolina prevails, 89-78, in the first-ever meeting against Duke in which the schools are ranked 1-2 in the country. Second-ranked Tar Heels get 18 points, six assists and no turnovers from Phelps.

March 12, 1994: ACC Tournament classic as UNC erases a five-point deficit late in regulation and beats Wake Forest, 86-84 in overtime. **Dante Calabria** send the game to overtime and **Jerry Stackhouse** wins it. It is Dean Smith's 800th win.

March 20, 1994: No. 1 Carolina is knocked out of the NCAA Tournament in the second round, 75-72, by Boston College.

Feb. 2, 1995: Stackhouse (25), **Rasheed Wallace** (25) and Williams (24) combined for 74 points as Carolina beats Duke, 102-100, in double overtime. Blue Devil guard Jeff Capel sends the game into second overtime with a halfcourt three-pointer, but a **Jeff McInnis** steal and basket provides the winning margin for UNC.

March 11-12, 1995: Wallace scores 33 in overtime win over Maryland in ACC semifinals, then sprains an ankle late in the championship game against Wake Forest. The Deacons, led by 37 points from Randolph Childress, beat Carolina, 82-80, in overtime.

March 25, 1995: No. 4 Carolina beats No. 2 Kentucky, 74-61, in Birmingham to advance to Final Four. Regional MVP Stackhouse has 18 points, 12 rebounds, six assists, two steals and two blocks. UNC falls to Arkansas in the Final Four, in part due to a leg injury Stackhouse suffers 12 seconds into the national semifinal.

Jan. 8, 1997: Carolina leads Maryland in Chapel Hill by 22, but the Terps outscore UNC, 41-9, to win 85-75. UNC would begin ACC play 0-3 and avoids an 0-4 start by outscoring NC State 12-0 in the final two minutes of a 59-56 win on Jan. 15.

Feb. 12, 1997: **Ed Cota's** baseline floater with 4.5 seconds to play gives Carolina a 45-44 win at NC State. It is the fewest points ever by Carolina in a Dean Smith victory.

March 8-9, 1997: ACC Tournament MVP **Shammond Williams** scores 24 in semifinals vs. Wake Forest and 23 in championship vs. NC State as Carolina wins ACC Tournament for 13th and final time under Dean Smith.


CAROLINA BASKETBALL TIMELINE


Grant Halverson

Jan. 27, 1993: George Lynch dunks to give UNC the lead in a 19-point, second-half comeback win over Florida State.

March 15, 1997: Carolina beats Colorado, 73-56, in NCAA Tournament second round in Winston-Salem. The news of the day is Dean Smith's 877th win, breaking Adolph Rupp's all-time record for coaches.

March 23, 1997: Shammond Williams scores 22 and Vince Carter adds 18 as Carolina beats Louisville, 97-74, to send Dean Smith to his 11th Final Four. Smith would coach his final game, a 66-58 loss to Arizona, in Indianapolis on March 29, 1997.

Oct. 9, 1997: Dean Smith retires after 36 years as head coach. Bill Guthridge, Smith's assistant for 30 years, is named head coach. Guthridge leads UNC to a 34-4 record, ACC title and Final Four berth, and is named National Coach of the Year.

Feb. 5, 1998: Antawn Jamison, the 1998 National Player of the Year, scores 35 points as No. 2 Carolina beats No. 1 Duke, 97-73.

Feb. 8, 1998: Shammond Williams scores 42 in 107-100 double overtime win at Georgia Tech.

Feb. 11, 1998: Carolina wins its 1700th game, a 60-45 victory at Virginia.

March 8, 1998: Jamison shakes off a leg injury and earns ACC Tournament MVP honors with 22 points and 18 rebounds. The Tar Heels score last 15 points in 83-68 win over top-ranked Duke in ACC Tournament championship. Carolina later advances to Final Four as the top-ranked team with a 75-64 win over Connecticut, but is upset by 7th-ranked Utah, 65-59.

March 19, 2000: Joseph Forte scores 17 points and Cota has 10 assists to lead No. 8 seed Carolina to a 60-53 win over top seed Stanford in the NCAA second round.

March 24-26, 2000: Wins over Tennessee and Tulsa send Guthridge to his second Final Four in three years as head coach. Freshman Forte scores 28 in 59-55 regional final win over Tulsa. Guthridge retires in June 2000 with a three-year record of 80-28.

Nov. 10-11, 2000: Carolina beats Winthrop, 66-61, in Matt Doherty's first game as head coach. The next night, Forte drops 38 on Tulsa to set the Smith Center scoring record.

Dec. 4/17, 2000: Brendan Haywood and Jason Capel post triple-doubles in wins over Miami and Buffalo, respectively.

Feb. 1, 2001: Haywood hits two free throws with one second to play to give UNC an 85-83 win at Duke. Forte is sensational with 24 points, 16 rebounds, six assists and three steals.

Jan. 9, 2002: Juan Dixon scores 29 as Maryland beats UNC, 112-79, the most points ever allowed by Carolina in a regulation game. The Tar Heels would finish the year 8-20, missing the NCAA Tournament for the first time since 1974.

Nov. 18, 2002: Rashad McCants scores 28 points in his freshman debut and starts with Raymond Felton and Sean May – the first time in history the Tar Heels start three freshmen – in 85-55 win over Penn State.

Nov. 27, 2002: McCants scores 25 as Tar Heels upset Roy Williams and No. 2 Kansas, 67-56, in Preseason NIT semifinals. UNC knocks off Stanford two nights later to win the title.

Feb. 8, 2003: Jawad Williams scores 20 in 61-60 win over Florida State, making UNC the first school with 500 ACC victories.

March 14, 2003: Three weeks after losing by 40 points at Maryland, Carolina upsets the Terps, 84-72, in ACC quarterfinals behind 25 points from Jawad Williams and 20 points, 10 assists from Felton.

Nov. 22, 2003: Carolina beats Old Dominion, 90-64, in Roy Williams' first game as head coach. Williams took over the program on April 14, 2003, two weeks after Doherty resigned. Doherty went 53-43 in three seasons.

Dec. 7, 2003: Felton sets a UNC record with 18 assists against George Mason.

Dec. 20, 2003: Wake Forest tops Carolina, 119-114, in triple overtime, in one of the ACC's most memorable regular-season games ever played.

Jan. 17, 2004: No. 9 Carolina beats No. 1 Connecticut, 86-83, as McCants scores 27, including UNC's final 10 points. His three-pointer with six seconds to play beats the Huskies, who later that year win the NCAA title.

March 6, 2005: Marvin Williams' three-point play with 17 seconds left gives Carolina a 75-73 win over Duke as the Tar Heels clinch first in the ACC regular-season standings outright for the first time since 1993. May has a game-high 26 points and 24 rebounds, the most ever by a player in the Smith Center.

March 27, 2005: May earns Syracuse Regional MVP honors with 29 points and 12 rebounds in an 88-82 win over Wisconsin that sends Roy Williams to the Final Four for the first time as UNC's head coach. McCants hits a go-ahead three-pointer late and blocks a Badger three-point attempt to preserve the win.

April 2, 2005: Senior captain Jawad Williams scores 20 points and the Tar Heels hold Michigan State to 29 percent shooting from the floor in the second half in an 87-71 UNC win in the national semifinal.

April 4, 2005: Marvin Williams tips in the game-winner with 1:17 to play, Final Four MVP Sean May has a game-high 26 points and Raymond Felton makes key plays down the stretch as No. 2 Carolina beats No. 1 Illinois, 75-70, to win UNC's fourth NCAA title and the first for Coach Roy Williams. Felton hits a three to break a 65-all tie, then adds a steal and three clutch free throws in the final minute. The Illini went 12 for 40 from three-point range.

June 28, 2005: Carolina becomes the first school to have four lottery selections in one NBA Draft as Marvin Williams (2), Felton (5),



Feb. 2, 1995: Jerry Stackhouse (above) scores 25 points in a 102-100, double-overtime win at Duke.

CAROLINA BASKETBALL TIMELINE 

May (13) and McCants (14) go in the first 14 picks.

Feb. 15, 2006: Tyler Hansbrough scores an ACC-freshman-record 40 points in an 82-75 win over Georgia Tech in the Smith Center.

March 4, 2006: Carolina beats No. 1 Duke 83-76 on Senior Night in Durham. The Tar Heels' four freshmen (**Bobby Frasier**, **Marcus Ginyard**, **Danny Green** and Hansbrough) outscored Duke's four seniors (including first-team All-Americans J.J. Redick and Shelden Williams), 55-51.

Dec. 9, 2006: Hansbrough scores 24 and Carolina routs High Point, 94-69, to give Roy Williams his 500th win as a college head coach. Williams reached the mark in his 19th season, faster than any coach in history.

March 11, 2007: **Brandan Wright** becomes the fifth freshman to win ACC Tournament MVP honors after leading UNC to its first ACC title since 1998. Wright had 20 points in the semifinal and 16 in the championship against NC State.

March 16, 2008: **Wayne Ellington** scores 24 points as Carolina wins its 17th ACC Tournament with an 86-81 win over Clemson.

March 23, 2008: Hansbrough breaks Christian Laettner's ACC record for career free throws against Arkansas in the NCAA Tournament second round in Raleigh, N.C. Hansbrough set the UNC record on Feb. 3 at Florida State.

March 29, 2008: Hansbrough has 28 points and 13 rebounds and is named East Regional MVP as UNC beats Louisville to reach its 17th NCAA Final Four.

Dec. 18, 2008: Hansbrough scores with 7:42 to play in the first half against Evansville for his 2,292nd point, breaking Phil Ford's UNC scoring record.

Feb. 28, 2009: Hansbrough makes his 906th career free throw in UNC's win over Georgia Tech, breaking Dickie Hemric's (Wake Forest) NCAA record, set in 1955. Hansbrough finishes his career with 982 made free throws.

March 19, 2009: Hansbrough sinks a free throw in the first half of the NCAA Tournament first round win over Radford, giving him 2,770 points and breaking J.J. Redick's (Duke) ACC scoring mark. He passed Larry Bird in the national semifinal win over Villanova and finished with 2,872 points, 12th in NCAA history.

March 29, 2009: **Ty Lawson**, the 2009 Bob Cousy Award winner, scores 21 points and earns South Regional MVP honors as No. 1 seed UNC beats No. 2 seed Oklahoma, 72-60, in Memphis,

Tenn., to send the Tar Heels to their record 18th Final Four.

April 6, 2009: Final Four MVP Ellington scores 17 of his 19 points in the first half, Lawson has a game-high 21 points and sets a Final Four record with eight steals, and Hansbrough scores 18 points to cap his brilliant career as the Tar Heels beat Michigan State, 89-72, in Detroit to win the national championship. Ellington sets a Final Four record by making 8 of 10 three-pointers in the two games. Carolina leads the Spartans, 55-34, at the half, setting championship game records for most points in a first half and largest lead at the break.

March 2, 2010: Ginyard registers his first career double-double with 12 points and 12 assists as Carolina beats Miami, 69-62, to become the second school in NCAA history to win its 2,000th game.

April 1, 2010: Forward **Deon Thompson** plays in his NCAA record-setting 152nd career game as the Tar Heels fall to Dayton, 79-68, in Madison Square Garden in the NIT championship game.

March 12, 2011: **Harrison Barnes** scores 40 points, an ACC Tournament record for a freshman, to lead the Tar Heels to a 92-87 overtime win in the semifinals over Clemson. UNC advanced to the title game despite trailing by 19 points in the second half in the quarterfinals against Miami and by 10 at halftime against the Tigers.

March 20, 2011: Freshman point guard **Kendall Marshall** hands out 14 assists as Carolina beats Washington, 86-83, to advance to the Sweet 16. The 14 assists are the most ever by a Tar Heel in the NCAA Tournament.

Nov. 11, 2011: Top-ranked Carolina beats Michigan State, 67-55, on the deck of the aircraft carrier USS Carl Vinson in San Diego, Calif., in a game played in front of President Barack Obama and thousands of U.S. military personnel.

March 3, 2012: **Kendall Marshall's** 20 points and 10 assists and double-doubles by **Tyler Zeller** and **John Henson** lead UNC to an 88-70 win at Duke to clinch Carolina's 29th ACC regular-season title.

Feb. 29 and March 9, 2012: **Kendall Marshall** sets the UNC single-season assist record in the final home game of the season against Maryland, then breaks the ACC mark 10 days later against the Terps in the ACC Tournament. Marshall finishes the season with 351 assists, fourth-most in NCAA history, and wins the Bob Cousy Award as the best point guard in the nation.

Jim Bounds



Dec. 18, 2008: Tyler Hansbrough breaks Phil Ford's UNC career scoring record, eventually setting the ACC record.

Getty Images



April 6, 2009: Wayne Ellington wins Final Four MOP honors after scoring 19 points in the title-game victory over Michigan State.


DEAN SMITH


36 Seasons
879-254
(.776)

EDUCATION

B.A., Communications
Kansas '53

✓ Smith retired with more wins (879) than any other coach in NCAA Division I history.

✓ In 36 years, Smith coached Carolina to 11 Final Fours, two national titles and 13 ACC Tournament Championships.

✓ More than 95 percent of Smith's lettermen graduated.

✓ From 1981 to 1989, Carolina was ranked in the final Top 10 of both the Associated Press and coaches' poll each year.

✓ Smith was named the second-best coach in college basketball history (behind John Wooden) by the NABC in 2000.

✓ Smith was inducted into the Naismith Memorial Basketball Hall of Fame in Springfield, Mass., in 1983. He was also inducted into the North Carolina Hall of Fame in 1981. In 2006, he was named to the inaugural class of the National Collegiate Basketball Hall of Fame (along with James Naismith, John Wooden, Oscar Robertson and Bill Russell). He was inducted into the FIBA Hall of Fame in 2007.

✓ Smith was voted ACC Coach of the Year eight times - in 1967, 1968, 1971, 1976, 1977, 1979, 1988 and 1993.

When ESPN's award-winning SportsCentury program selected the greatest coaches of the 20th Century, it came as no surprise that Carolina basketball coach Dean Smith was among the top seven of all-time. Smith joined other legends Red Auerbach, Bear Bryant, George Halas, Vince Lombardi, John McGraw and John Wooden as the preeminent coaches in sports history.

Smith's tenure as Carolina's basketball coach from 1960-97 is a record of remarkable achievement and consistency. In 36 seasons at UNC, Smith's teams had a record of 879-254. His teams won more games than those of any other Division I men's basketball college coach in history, a record broken in 2007 by Bob Knight and surpassed again in 2011 by Mike Krzyzewski.

- Smith coached Carolina to the 1982 and 1993 NCAA championships and the 1971 NIT title.

- Under Smith, the Tar Heels won at least 20 games for 27 straight years and 30 of his final 31. No coach in history has ever produced that many consecutive 20-win seasons.

- Carolina was ranked in the final Top 10 of both the Associated Press and coaches' polls each year from 1981-89. That nine-year run is the second-longest streak of Top 10 finishes in history, exceeded only by UCLA's 13-year string from 1967 to 1979.

- The Tar Heels were ranked among the nation's final Top 15 teams in 28 of his last 31 seasons, missing only in 1970, 1990 and 1996, and were among the Top 10 on 23 occasions during that period. Smith's teams finished the season ranked No. 1 in at least one of the two major polls four times (1982, 1984, 1993 and 1994).

- Smith's teams were also the dominant force in the ACC. The Tar Heels under Smith had a record of 364-136 in ACC regular-season play, a winning percentage of .728.

- The Tar Heels finished at least third in the ACC regular-season standings for 33 successive seasons. In that span, Carolina finished first 17 times, second 11 times and third five times.

- Smith's teams finished in the ACC upper division all but one time. That was in 1964, when Carolina was fifth and had its only losing record in ACC regular-season play under Smith at 6-8.

- Carolina won 13 ACC Tournaments under Smith.

- His teams played in 11 Final Fours.

- Smith's teams made 23 consecutive appearances in the NCAA Tournament.

- In his last 31 years, Smith led the Tar Heels into the NCAA Tournament 27 times.

- Carolina reached the Sweet 16 of NCAA play each season from 1981-93. That 13-year streak is the second-longest in Tournament history to a 14-year stretch by UCLA from 1967 to 1980.

The awards and accolades continue to be given to Smith, even after he stepped down as Carolina's head coach on October 9, 1997. Smith was named Sportsman of the Year by Sports Illustrated and received the Arthur Ashe Award for Courage at the ESPY Awards. He was inducted into the FIBA Hall of Fame in 2007.

He received the Naismith Good Sportsmanship Award in 2011. Upon the announcement of that honor, Duke's Mike Krzyzewski said, "Dean set the standard for basketball - and not just college basketball - that everyone is still trying to reach. He demanded that his teams play as one. And what he got in return from all these guys who played for him was the intense loyalty that they feel toward him. And that's something I've admired since I started coaching. It's really one of the great things in all of sport: that intense loyalty the Tar Heel players have for Coach Smith."

In 2006, he was named to the inaugural class of the National Collegiate Basketball Hall of Fame (along with James Naismith, John Wooden, Oscar Robertson and Bill

Russell).

Smith also became the first recipient of the Mentor Award for Lifetime Achievement, given by the University of North Carolina Committee on Teaching Awards for "a broader range of teaching beyond the classroom."

He's recognized throughout the sports world for his character, his innovations to the game and his ability to have established Carolina's program as one of the greatest in college basketball. Smith's players consistently produce on the floor, in the classroom and in life.

When Smith broke Rupp's record in 1997, his coaching peers had this to say:

John Wooden: "What's more impressive to me about Dean than the record is how good he is as a teacher of basketball. I've always said he's a better teacher of basketball than anyone else. I couldn't begin to teach players the things Dean has taught them. I've admired him because there's more to him than just wins."

Bob Knight: "Let me say some things that he won't say. He's going to say an awful lot about teams and that's the way it should be. But let me put it in perspective. His being able to do that and do it at a single institution, do it through all the years without ever having a problem with any kind of recruiting violation or probation, is a very singular accomplishment in college basketball. I think it's a great achievement, indicative of a guy who really knows how to coach and has decided from day one that things are going to be done the absolute right way. He's not going to tell you, but just take my word for it. That's a great, great accomplishment for a coach."

Roy Williams: "He has a basketball program, he doesn't have a team. And when you have a program, you're concerned about the kids' entire lives, their entire existence ... and what they're going to do after they leave you and what kind of effect you can have on them as they mature."

Perhaps his greatest form of praise on a worldwide level came when a group of his peers, including Hall of Fame coaches Henry Iba, Pete Newell and Auerbach, chose Smith to coach the U.S. Olympic basketball team in the 1976 Montreal Games. The Americans finished a controversial second to the Soviet Union at Munich in 1972. Smith was given the challenge of trying to develop a team to regain the gold medal against a group of improving international teams.

Smith molded a group of college all-stars into a cohesive unit during a few short weeks in that summer of 1976 and led them to the gold medal, sweeping through the Games undefeated and beating Yugoslavia in the championship game. Emphasizing a tough pressure defense and a fast-breaking, attacking style on offense, the Americans returned to the top of the international game.

Just as Smith used his talents to develop that 1976 all-star team into an Olympic champion, he has prepared a host of players for successful careers in the NBA.

"UNC is a plus-four school," Orlando Magic Vice President of Basketball Operations-Player Personnel John Gabriel said about Smith's teams, "meaning that if I rate a player as the 10th-best player in the NBA Draft, being a Tar Heel automatically jumps him to number six. The plus-four rating is based upon the success of former Tar Heels in the NBA."

During his last 31 seasons, since Smith's Tar Heels won their first ACC title in 1967, the Tar Heels had a record of 813-207, winning 79.7 percent of their games.

In 23 of those 31 seasons, Carolina won either the ACC regular-season, tournament or both. Most schools are happy just to win 20 games in a season. At Carolina, it became a habit. No school in the country won more total





Getty Images

games in that 31-year period than Carolina. UCLA was second with 751. The Tar Heels also had the most wins over his last 20 seasons with 539, and over his last 10 years with 268.

For Smith and his players, the word “class” applied to the team’s exemplary sportsmanship on the court, to its excellent academic performance and to Smith’s belief that basketball involves many complexities that must be learned over the course of time — that coaching and playing the game is a classroom situation in its own right.

Smith’s teams have won championships at every level. There were NCAA titles in 1982 and 1993 and the NIT in 1971. His gold medal-winning team at the 1976 Summer Olympic Games makes Smith one of only three men in history to coach teams to an NCAA title, NIT championship and Olympic victory. The others are Pete Newell and Knight.

He was inducted into the Naismith Memorial Basketball Hall of Fame in Springfield, Mass., in 1983. He was also inducted into the North Carolina Sports Hall of Fame in 1981.

A key to Smith’s success was his ability to change Carolina’s style to fit his personnel. He favored an offense which used the fast break whenever possible and featured a quick passing attack. But, he was also comfortable in a more disciplined style of play. He liked to play multiple defenses to confuse opponents. However, his preference was a pressure, man-to-man to speed up the action.

Among Smith’s many innovations were the Four Corners offense, crediting the passer, the run-and-jump defense, the scramble defense out of man-to-man pressure, the point zone, team huddles at the foul line, double-teaming the screen-and-roll, the freelance passing game and multiple screens against zone defenses.

Born February 28, 1931, in Emporia, Kan., Dean Edwards Smith grew up as the son of public school teachers. He graduated from Topeka High School in 1949 and went to the University of Kansas on an academic scholarship. He played varsity basketball and baseball and freshman football for the Jayhawks. He was a member of Jayhawk basketball teams that won the NCAA title in 1952 and finished second in 1953.

Smith was an assistant coach at Kansas to Phog Allen and Dick Harp, then served in the U.S. Air Force as a lieutenant. While in the service, he played and coached basketball in Germany. Smith served for three years as an assistant basketball coach under Bob Spear, recognized by his peers as one of the outstanding coaches in the history of the game, and one year each as head baseball and head golf coach at the United States Air Force Academy. In 1958, the late Frank McGuire asked him to join his staff at Carolina as an assistant coach. Smith served as an assistant under McGuire for three years before McGuire resigned to become head coach of the NBA’s Philadelphia Warriors in the summer of 1961. At that time, Carolina Chancellor William Aycock tapped the 30-year-old Smith to become UNC’s head coach.

Smith shared his knowledge of the game with a talented group of assistants. Many of his assistants went on to head coaching jobs, including Larry Brown, Roy Williams, John Lotz, Kenny Rosemond, Eddie Fogler, Randy Wiel and Bill Guthridge.

Smith’s talents do not lie solely in tutoring quality college coaches, as is evidenced by the number of outstanding players who have gone on to professional careers after their days in Chapel Hill. In Smith’s 36-year tenure, more than 50 of

YEAR-BY-YEAR WITH DEAN SMITH AT NORTH CAROLINA

Year	Overall W-L	Pct.	ACC W-L	ACC Regular Season Finish	ACC Tournament Finish	National Polls Media Coaches	Post-Season Finish
1961-62	8-9	.471	7-7	Tied 4th	Quarterfinalist		
1962-63	15-6	.714	10-4	3rd	Semifinalist		
1963-64	12-12	.500	6-8	5th	Semifinalist		
1964-65	15-9	.625	10-4	Tied 2nd	Quarterfinalist		
1965-66	16-11	.593	8-6	Tied 3rd	Semifinalist		
1966-67	26-6	.813	12-2	1st	Champion	4th 3rd	NCAA 4th Place
1967-68	28-4	.875	12-2	1st	Champion	4th 4th	NCAA Finalist
1968-69	27-5	.844	12-2	1st	Champion	4th 2nd	NCAA 4th Place
1969-70	18-9	.667	9-5	Tied 2nd	Quarterfinalist		NIT Final 16
1970-71	26-6	.813	11-3	1st	Finalist	13th 13th	NIT Champion
1971-72	26-5	.839	9-3	1st	Champion	2nd 2nd	NCAA 3rd Place
1972-73	25-8	.758	8-4	2nd	Quarterfinalist	11th 12th	NIT 3rd Place
1973-74	22-6	.786	9-3	Tied 2nd	Semifinalist	12th 8th	NIT Final 16
1974-75	23-8	.742	8-4	Tied 2nd	Champion	9th 10th	NCAA Final 16
1975-76	25-4	.862	11-1	1st	Finalist	8th 6th	NCAA Final 32
1976-77	28-5	.848	9-3	1st	Champion	5th 3rd	NCAA Finalist
1977-78	23-8	.742	9-3	1st	Semifinalist	16th 10th	NCAA Final 32
1978-79	23-6	.793	9-3	Tied 1st	Champion	9th 3rd	NCAA Final 32
1979-80	21-8	.724	9-5	Tied 2nd	Semifinalist	15th 15th	NCAA Final 32
1980-81	29-8	.784	10-4	2nd	Champion	6th 6th	NCAA Finalist
1981-82	32-2	.941	12-2	Tied 1st	Champion	1st 1st	NCAA Champion
1982-83	28-8	.778	12-2	Tied 1st	Semifinalist	8th 8th	NCAA Final 8
1983-84	28-3	.903	14-0	1st	Semifinalist	1st 1st	NCAA Final 16
1984-85	27-9	.750	9-5	Tied 1st	Finalist	7th 7th	NCAA Final 8
1985-86	28-6	.824	10-4	3rd	Quarterfinalist	8th 8th	NCAA Final 16
1986-87	32-4	.889	14-0	1st	Finalist	2nd 3rd	NCAA Final 8
1987-88	27-7	.794	11-3	1st	Finalist	7th 8th	NCAA Final 8
1988-89	29-8	.784	9-5	Tied 2nd	Champion	5th 4th	NCAA Final 16
1989-90	21-13	.618	8-6	Tied 3rd	Quarterfinalist		NCAA Final 16
1990-91	29-6	.829	10-4	2nd	Champion	4th 4th	NCAA Final 4
1991-92	23-10	.697	9-7	3rd	Finalist	18th 12th	NCAA Final 16
1992-93	34-4	.895	14-2	1st	Finalist	4th 1st	NCAA Champion
1993-94	28-7	.800	11-5	2nd	Champion	1st 9th	NCAA Final 32
1994-95	28-6	.823	12-4	Tied 1st	Finalist	4th 3rd	NCAA Final 4
1995-96	21-11	.656	10-6	3rd	Quarterfinalist	25th 24th	NCAA Final 32
1996-97	28-7	.800	11-5	Tied 2nd	Champion	4th 4th	NCAA Final 4
36 Years	879-254	.776	364-136	(.728)	13 ACC titles		2 NCAA titles 11 Final Fours

his players went on to play pro basketball in the NBA or ABA and more played in other professional leagues both in the U.S. and overseas.

“Coach taught me the game, when to apply speed, how to use your quickness, when to use that first step, or how to apply certain skills in certain situations,” says Jordan. “Dean Smith gave me the knowledge to score 37 points a game and that’s something people don’t understand.”

Smith coached players who went on to become doctors, lawyers and businessmen. Better than 95 percent of his lettermen earned their degrees.

Hall of Famer Michael Jordan: “The camaraderie that he has with his players goes a long way. He’s taught a lot of us similar traits and we’ve accepted that and we’ve moved on as players and people. That’s something we treasure more so than maybe our basketball experience — the things that we learned away from the game.

“He’s like a second father to me. When I first left school I was unsure, nervous, scared, going into a situation I wasn’t really comfortable with and I didn’t know if I was ready for it. He calmed me down with a fatherly attitude, taking me under his wing and teaching me a lot of things about being an adult.”

Phil Ford: “My first impression of Coach Smith was honesty. He didn’t promise me playing time. In fact, he told me I might have to play on the junior varsity my first year. That kind of set me back. But my mom really liked that because she said, ‘Phil, if he’s not out here promising you that you will start, that means you go there and work hard and do the best that you can do, then he won’t be out promising your job to another high school player.’ And if you think about it, that made a lot of sense.”

Smith was the winningest coach in the history of the NCAA Tournament with 65 victories (currently second). In 36 ACC Tournaments, he had a coaching record of 58-23, a winning percentage of .716.

Smith, who played for the legendary Phog Allen at Kansas in the early 1950s, and Knight are the only two men to both play on and coach an NCAA championship team. Smith was a member of the Jayhawk squad that won college basketball’s top prize in 1952. He then coached the Tar Heels to national titles in 1982 and 1993.

After taking Carolina to the NCAA championship game in 1977, Smith was named National Coach of the Year by the NABC. He received similar honors from the U.S. Basketball Writers Association and Basketball Weekly in 1979 and from Medalist in 1982. He was named the Naismith National Coach of the Year in 1993 after leading the Tar Heels to the national crown.


In 1993, the Atlantic Coast Sportswriters Association named Smith the ACC Coach of the Year, an honor he received on seven previous occasions as well — 1967, 1968, 1971, 1976, 1977, 1979 and 1988.

NATIONAL CHAMPIONSHIPS



Carolina and the NCAA Tournament

- 43 appearances (No. 2 all-time)
- Five championships (tied No. 3 all-time)
- 18 Final Fours (No. 1 all-time)
- 108 wins (No. 2 all-time)
- .725 winning percentage (No. 3 all-time)
- 149 games (No. 2 all-time)
- 14 times a No. 1 seed (No. 1 all-time)



NATIONAL CHAMPIONSHIPS




National Champions

1924 • 1957 • 1982 • 1993 • 2005 • 2009

Carolina is one of only four schools — and the only one in the ACC — that has won five or more NCAA championships.



18 FINAL FOURS



All-time Final Fours North Carolina – 18

- UCLA – 17
- Duke – 15
- Kentucky – 15
- Kansas – 14



• Carolina has advanced to 18 Final Fours, more than any other school in NCAA history.





Tar Heels in the Final Four

1946, 1957, 1967, 1968, 1969, 1972, 1977,
1981, 1982, 1991, 1993, 1995, 1997, 1998,
2000, 2005, 2008, 2009



1957 NCAA CHAMPIONS

THE PERFECT SEASON



1957 NCAA CHAMPIONS 

1956-57

Record: 32-0; H: 8-0, A: 8-0, N: 16-0

ACC 14-0, Regular-Season &
Tournament Champion
NCAA Champion

Coach: Frank McGuire

D4	Furman	H	W	94-66
D8	Clemson	CHAR	W	94-75
D12	G. Washington (6/-)	NOR	W	82-55
D15	S. Carolina (6/-)	A	W*	90-86
D17	Maryland (6/-)	H	W	70-61
D20	NYU (3/-)	NYC	W	64-59
D21	Dartmouth (3/-)	BOS	W	89-61
D22	Holy Cross (3/-)	BOS	W	83-70

Dixie Classic

D27	Utah (2/-)	RAL	W	97-76
D28	Duke (2/9)	RAL	W	87-71
D29	Wake Forest	RAL	W	63-55

J8	Wm. & Mary (2/-)	A	W	71-61
J11	Clemson (2/-)	H	W	86-54
J12	Virginia (2/-)	H	W	102-90
J15	NC State (2/-)	A	W	83-57
J30	W. Carolina (1/-)	A	W	77-59
F5	Maryland (1/-)	A	W**	65-61
F9	Duke (1/-)	H	W	75-73
F11	Virginia (1/-)	A	W	68-59
F13	Wake Forest (1/11)	H	W	72-69
F19	NC State (1/-)	H	W	86-57
F22	S. Carolina (1/-)	H	W	75-62
F26	Wake Forest (1/13)	A	W	69-64
M1	Duke (1/-)	A	W	86-72

ACC Tournament

M7	Clemson (1/-)	RAL	W	81-61
M8	Wake Forest (1/20)	RAL	W	61-59
M9	S. Carolina (1/-)	RAL	W	95-75

NCAA East Regional

M12	Yale (1/-)	NYC	W	90-74
M15	Canisius (1/20)	PHI	W	87-75
M16	Syracuse (1/-)	PHI	W	67-58

NCAA Final Four

M22	Michigan St. (1/11)	KC	W***	74-70
M23	Kansas (1/2)	KC	W***	54-53

Monogram Winners: Pete Brennan, Bob Cunningham, Gehrman Holland, Tommy Kearns, Danny Lotz, Joe Quigg, Tony Radovich, Ken Rosemond, Lennie Rosenbluth, Roy Searcy, Bob Young

*indicates overtime period




1982 NCAA CHAMPIONS

JORDAN'S SHOT WINS SMITH'S FIRST TITLE



CAROLINA	61	74	:17	PERIOD 2	PTS	REB	AST	STL	BLK	FOUL	PTS	REB	AST	STL	BLK	FOUL
GEORGETOWN	62	81														



1982 NCAA CHAMPIONS 

1981-82

Record: 32-2; H: 9-1, A: 7-1, N: 16-0
ACC 12-2, Regular-Season & Tournament Champion
NCAA Champion
Coach: Dean Smith

N28 Kansas (1/-)	CHAR	W	74-67
N30 S. California (1/-)	GBO	W	73-62
D3 Tulsa (1/9)	H	W	78-70
D12 South Florida (1/-)	H	W	75-39
D19 Rutgers (1/-)	NYC	W	59-36
D26 Kentucky (1/2)	ERNJ	W	82-69

Cable Car Classic

D28 Penn State (1/-)	SC	W*	56-50
D29 Santa Clara (1/-)	A	W	76-57
J4 Wm. & Mary (1/-)	H	W	64-40
J6 Maryland (1/-)	A	W	66-50
J9 Virginia (1/2)	H	W	65-60
J13 NC State (1/12)	A	W	61-41
J16 Duke (1/-)	A	W	73-63
J21 Wake Forest (1/-)	H	L	48-55
J23 Ga. Tech (1/-)	A	W	66-54
J27 Clemson (2/-)	H	W	77-72
J30 NC State (2/17)	H	W	58-44
F3 Virginia (2/3)	A	L	58-74

North-South Doubleheader

F5 Furman (2/-)	CHAR	W	96-69
F6 The Citadel (2/-)	CHAR	W	67-46
F11 Maryland (2/-)	H	W	59-56
F14 Georgia (2/-)	GBO	W	66-57
F17 Wake Forest (2/14)	A-GBO	W	69-51
F20 Clemson (2/-)	A	W	55-49
F24 Ga. Tech (2/-)	H	W	77-54
F27 Duke (2/-)	H	W	84-66

ACC Tournament

M5 Ga. Tech (1/-)	GBO	W	55-39
M6 NC State (1/-)	GBO	W	58-46
M7 Virginia (1/3)	GBO	W	47-45

NCAA East Regional

M13 James Madison (1/-)	CHAR	W	52-50
M19 Alabama (1/13)	RAL	W	74-69
M21 Villanova (1/-)	RAL	W	70-60

NCAA Final Four

M27 Houston (1/-)	NO	W	68-63
M29 Georgetown (1/6)	NO	W	63-62


Monogram Winners: Jeb Barlow, Jimmy Black, Jim Braddock, John Brownlee, Chris Brust, Matt Doherty, Cecil Exum, Michael Jordan, Timo Makkonen, Warren Martin, Sam Perkins, Buzz Peterson, Lynwood Robinson, Dean Shaffer, James Worthy

*indicates overtime period



1993 NCAA CHAMPIONS

TAR HEELS WIN AGAIN IN THE BIG EASY



1993 NCAA CHAMPIONS 

1992-93

Record: 34-4; H: 12-0 A: 10-2 N: 12-2
ACC 14-2, Regular-Season Champion;
NCAA Champion
Coach: Dean Smith

D1 Old Dominion (7/-) H W 119-82

Diet Popsi Tournament Of Champions

D4 S. Carolina (7/-) CHAR W 108-67

D5 Texas (7/-) CHAR W 104-68

D9 Virginia Tech (5/-) ROA W 78-62

D13 Houston (5/-) H W 84-76

D20 Butler (5/-) A W 103-56

D22 Ohio State (5/-) A W 84-64

Rainbow Classic

D28 SW Louisiana a(5/-) HON W 80-59

D29 Michigan (5/6) HON L 78-79

D30 Hawaii (5/-) A W 101-84

J4 Cornell (5/-) H W 98-60

J7 NC State (6/-) A W 100-67

J9 Maryland (6/-) H W 101-73

J13 Ga. Tech (5/8) H W 80-67

J16 Clemson (5/-) A W 82-72

J20 Virginia (3/17) H W 80-58

J24 Seton Hall (3/10) A W 70-66

J27 Florida St. (3/19) H W 82-77

J30 Wake Forest (3/-) A L 62-88

F3 Duke (6/5) A L 67-81

F6 NC State (6/-) H W 104-58

F9 Maryland (6/-) A W 77-63

F14 Ga. Tech (6/-) A W 77-66

F17 Clemson (3/-) H W 80-67

F21 Virginia (3/23) A W 78-58

F23 Notre Dame (3/-) H W 85-56

F27 Florida St. (3/6) A W 86-76

M3 Wake Forest (1/14) H W 83-65

M7 Duke (1/6) H W 83-69

ACC Tournament

M12 Maryland (1/-) CHAR W 102-66

M13 Virginia (1/-) CHAR W 74-56

M14 Ga. Tech (1/-) CHAR L 75-77

NCAA East Regional

M18 E. Carolina (4/-) W-S W 85-65

M20 Rhode Island (4/-) W-S W 112-67

M26 Arkansas (4/12) ERNJ W 80-74

M28 Cincinnati (4/7) ERNJ W* 75-68

NCAA Final Four

A3 Kansas (4/9) NO W 78-68

A5 Michigan (4/3) NO W 77-71

Monogram Winners: Dante Calabria, Scott Cherry, Larry Davis, Ed Geth, George Lynch, Eric Montross, Derrick Phelps, Brian Reese, Henrik Rodl, Kevin Salvadori, Travis Stephenson, Pat Sullivan, Matt Wenstrom, Donald Williams

*indicates overtime period

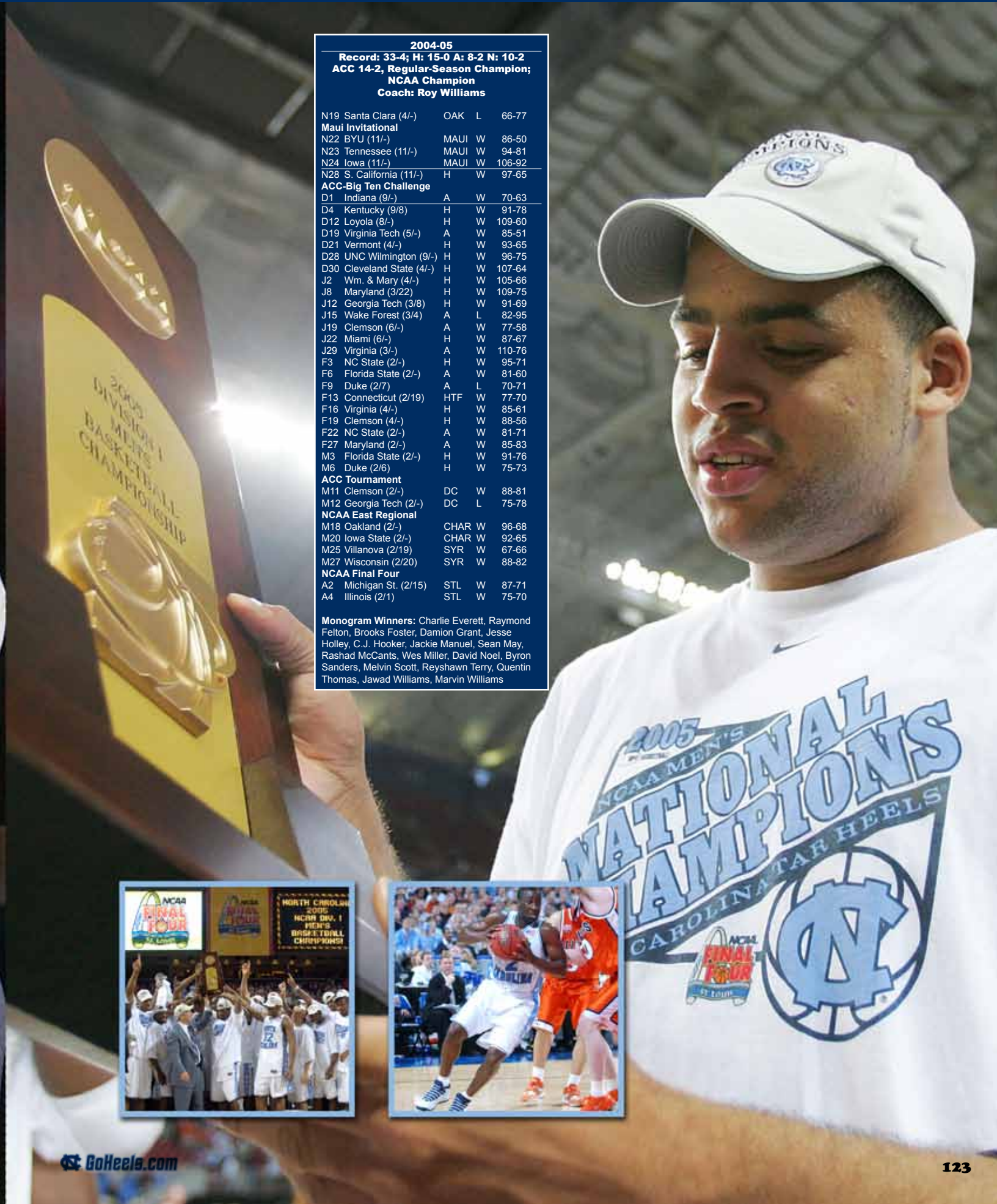


2005 NCAA CHAMPIONS

MAY LEADS UNC TO WILLIAMS' FIRST TITLE



2005 NCAA CHAMPIONS



2004-05				
Record: 33-4; H: 15-0 A: 8-2 N: 10-2				
ACC 14-2, Regular-Season Champion;				
NCAA Champion				
Coach: Roy Williams				
N19	Santa Clara (4/-)	OAK	L	66-77
Maui Invitational				
N22	BYU (11/-)	MAUI	W	86-50
N23	Tennessee (11/-)	MAUI	W	94-81
N24	Iowa (11/-)	MAUI	W	106-92
N28	S. California (11/-)	H	W	97-65
ACC-Big Ten Challenge				
D1	Indiana (9/-)	A	W	70-63
D4	Kentucky (9/8)	H	W	91-78
D12	Loyola (8/-)	H	W	109-60
D19	Virginia Tech (5/-)	A	W	85-51
D21	Vermont (4/-)	H	W	93-65
D28	UNC Wilmington (9/-)	H	W	96-75
D30	Cleveland State (4/-)	H	W	107-64
J2	Wm. & Mary (4/-)	H	W	105-66
J8	Maryland (3/22)	H	W	109-75
J12	Georgia Tech (3/8)	H	W	91-69
J15	Wake Forest (3/4)	A	L	82-95
J19	Clemson (6/-)	A	W	77-58
J22	Miami (6/-)	H	W	87-67
J29	Virginia (3/-)	A	W	110-76
F3	NC State (2/-)	H	W	95-71
F6	Florida State (2/-)	A	W	81-60
F9	Duke (2/7)	A	L	70-71
F13	Connecticut (2/19)	HTF	W	77-70
F16	Virginia (4/-)	H	W	85-61
F19	Clemson (4/-)	H	W	88-56
F22	NC State (2/-)	A	W	81-71
F27	Maryland (2/-)	A	W	85-83
M3	Florida State (2/-)	H	W	91-76
M6	Duke (2/6)	H	W	75-73
ACC Tournament				
M11	Clemson (2/-)	DC	W	88-81
M12	Georgia Tech (2/-)	DC	L	75-78
NCAA East Regional				
M18	Oakland (2/-)	CHAR	W	96-68
M20	Iowa State (2/-)	CHAR	W	92-65
M25	Villanova (2/19)	SYR	W	67-66
M27	Wisconsin (2/20)	SYR	W	88-82
NCAA Final Four				
A2	Michigan St. (2/15)	STL	W	87-71
A4	Illinois (2/1)	STL	W	75-70
Monogram Winners: Charlie Everett, Raymond Felton, Brooks Foster, Damion Grant, Jesse Holley, C.J. Hooker, Jackie Manuel, Sean May, Rashad McCants, Wes Miller, David Noel, Byron Sanders, Melvin Scott, Reyshawn Terry, Quentin Thomas, Jawad Williams, Marvin Williams				



2009 NCAA CHAMPIONS

TAR HEELS WIN SECOND TITLE IN FIVE YEARS



2009 NCAA CHAMPIONS 

2008-09

Record: 34-4; H: 14-1 A: 8-2 N: 12-1

ACC 13-3, 1st Place;

NCAA Champion

Coach: Roy Williams

N15 Penn (1/-)	H	W	86-71
N18 Kentucky (1/-)	H	W	77-58
N21 UC Santa Barbara (1/-)A	W		84-67

Maui Invitational

N24 Chaminade (1/-)	MAUI	W	115-70
N25 Oregon (1/-)	MAUI	W	98-69
N26 Notre Dame (1/8)	MAUI	W	102-87
N30 UNC Asheville (1/-)	H	W	116-48

ACC-Big Ten Challenge

D3 Michigan State (1/13)	DET	W	98-63
D13 Oral Roberts (1/-)	H	W	100-84
D18 Evansville (1/-)	H	W	91-73
D20 Valparaiso (1/-)	CHI	W	85-63
D28 Rutgers (1/-)	H	W	97-75
D31 Nevada (1/-)	A	W	84-61
J4 Boston College (1/-)	H	L	78-85
J7 Coll of Charleston (1/-)	H	W	108-70
J11 Wake Forest (3/4)	A	L	89-92
J15 Virginia (5/-)	A	W	83-61
J17 Miami (5/-)	H	W	82-65
J21 Clemson (5/10)	H	W	94-70
J28 Florida State (5/-)	A	W	80-77
J31 NC State (5/-)	A	W	93-76
F3 Maryland (3/-)	H	W	108-91
F7 Virginia (3/-)	H	W	76-61
F11 Duke (3/6)	A	W	101-87
F15 Miami (3/-)	A	W	69-65
F18 NC State (3/-)	H	W	89-80
F21 Maryland (3/-)	A	L*	85-88
F28 Georgia Tech (4/-)	H	W	104-74
M4 Virginia Tech (2/-)	A	W	86-78
M8 Duke (2/7)	H	W	79-71

ACC Tournament

M13 Virginia Tech (1/-)	ATL	W	79-76
M14 Florida State (1/22)	ATL	L	70-73

NCAA South Regional

M19 Radford (2/-)	GBO	W	101-58
M21 LSU (2/21)	GBO	W	84-70
M27 Gonzaga (2/10)	MEM	W	98-77
M29 Oklahoma (2/8)	MEM	W	72-60

NCAA Final Four

A4 Villanova (2/11)	DET	W	83-69
A6 Michigan State (2/7)	DET	W	89-72

Monogram Winners: Marc Campbell, Mike Copeland, Ed Davis, Larry Drew II, Wayne Ellington, Bobby Frason, Marcus Ginyard, Will Graves, Danny Green, Tyler Hansbrough, Ty Lawson, Patrick Moody, J.B. Tanner, Deon Thompson, Justin Watts, Jack Wooten, Tyler Zeller

*indicates overtime period



CAROLINA'S NCAA TOURNAMENT HISTORY

NCAA TOURNAMENT RECORDS

ALL-TIME APPEARANCES

Team	No.
Kentucky	52
North Carolina	43
UCLA	42
Kansas	41
Louisville	38

ALL-TIME CONSECUTIVE APPEARANCES

Team	No.
North Carolina, 1975-2001	27
Kansas, 1990-present	23
Indiana, 1986-2003	18
Kentucky, 1992-2008	17
Duke, 1996-present	17

ALL-TIME TOURNAMENT GAMES

Team	No.
Kentucky	157
North Carolina	149
Kansas	133
UCLA	130
Duke	128

ALL-TIME TOURNAMENT WINS

Team	No.
Kentucky	111
North Carolina	108
Duke	96
UCLA	95
Kansas	93

TOURNAMENT WINNING PERCENTAGE

Team	Pct. (Record)
Duke	.750 (96-32)
UCLA	.731 (95-35)
North Carolina	.725 (108-41)
Florida	.711 (32-13)
Kentucky	.707 (111-46)



**1982
NCAA
champions**

Elsa/Getty Images



**2005
NCAA
champions**

Getty Images



**2009
NCAA
champions**



CAROLINA'S NCAA TOURNAMENT SUCCESS

NCAA Tournament Appearances (43)

1941, 1946, 1957, 1959, 1967, 1968, 1969, 1972, 1975, 1976, 1977, 1978, 1979, 1980, 1981, 1982, 1983, 1984, 1985, 1986, 1987, 1988, 1989, 1990, 1991, 1992, 1993, 1994, 1995, 1996, 1997, 1998, 1999, 2000, 2001, 2004, 2005, 2006, 2007, 2008, 2009, 2011, 2012

NCAA Championships (5)

1957, 1982, 1993, 2005, 2009

NCAA Championship Game Appearances (9)

1946, 1957, 1968, 1977, 1981, 1982, 1993, 2005, 2009

NCAA Final Four Appearances (18)

1946, 1957, 1967, 1968, 1969, 1972, 1977, 1981, 1982, 1991, 1993, 1995, 1997, 1998, 2000, 2005, 2008, 2009

NCAA Regional Final Appearances (26)

1941, 1946, 1957, 1967, 1968, 1969, 1972, 1977, 1981, 1982, 1983, 1985, 1987, 1988, 1991, 1993, 1995, 1997, 1998, 2000, 2005, 2007, 2008, 2009, 2011, 2012

NCAA Sweet 16 Appearances (31)

1946, 1957, 1967, 1968, 1969, 1972, 1975, 1977, 1981, 1982, 1983, 1984, 1985, 1986, 1987, 1988, 1989, 1990, 1991, 1992, 1993, 1995, 1997, 1998, 2000, 2005, 2007, 2008, 2009, 2011, 2012

DECADES OF EXCELLENCE



Jeffrey Camarati

FINAL FOURS	
North Carolina	18
UCLA	17
Duke	15
Kentucky	15
Kansas	14



**2008
Final Four**

J.D. Lyon Jr.

Hugh Morton



The Tar Heels hoist the 1993 NCAA championship trophy.



Carolina reached its fourth Final Four in six years in 1972.

**MOST NO. 1 SEEDS
IN NCAA HISTORY**

- ◆ The 2011-12 season was the 14th in which Carolina was a No. 1 seed in the NCAA Tournament, its fourth in six years and 11th in the last 20 years.
- ◆ The Tar Heels have earned more No. 1 seeds (14) than any team in NCAA Tournament history (Duke is second with 12).
- ◆ UNC's No. 1 seeds were in 1979, 1982, 1984, 1987, 1991, 1993, 1994, 1997, 1998, 2005, 2007, 2008, 2009 and 2012.
- ◆ The Tar Heels won the national championship as a No. 1 seed in 1982, 1993, 2005 and 2009, and also reached the Final Four as a No. 1 seed in 1991, 1997, 1998 and 2008.
- ◆ The 2011-12 season marked **Roy Williams's** 10th No. 1 seed in 24 years as a head coach, the second-most for any coach in history. Duke's Mike Krzyzewski is first with 12; UNC's Dean Smith is third with eight.

CAROLINA'S NCAA TOURNAMENT HISTORY

CAROLINA VS. OPPONENTS IN THE NCAA TOURNAMENT

Opponent	Record	Last Played	Opponent	Record	Last Played
Air Force	1-0	2004	Mount St. Mary's	1-0	2008
Alabama-Birmingham	1-0	1986	Murray State	2-0	2006
Alabama	2-1	1992	Navy	1-1	1998
Arizona	0-2	1997	New Mexico State	1-0	1975
Arkansas	2-2	2008	New Orleans	1-0	1996
Auburn	1-0	1985	New York	1-0	1946
Boston College	2-1	1994	North Texas	1-0	1988
California	1-0	1997	Northeastern	1-0	1991
Canisius	1-0	1957	Notre Dame	3-0	1987
Charlotte	1-0	1998	Oakland	1-0	2005
Cincinnati	1-0	1993	Ohio	1-0	2012
Colorado	1-0	1997	Ohio State	3-1	1992
Connecticut	1-0	1998	Oklahoma	2-0	2009
Creighton	1-0	2012	Oklahoma A&M	0-1	1946
Dartmouth	0-1	1941	Pennsylvania	2-1	1987
Davidson	2-0	1969	Penn State	0-1	2001
Dayton	0-1	1967	Pittsburgh	1-1	1981
Drake	0-1	1969	Princeton	2-0	2001
Duquesne	1-0	1969	Purdue	1-1	1977
East Carolina	1-0	1993	Radford	1-0	2009
Eastern Kentucky	1-0	2007	Rhode Island	1-0	1993
Eastern Michigan	1-0	1991	San Francisco	0-1	1978
Fairfield	1-0	1997	South Carolina	1-0	1972
Florida	0-1	2000	Southern	1-0	1989
Florida State	0-1	1972	Southern California (USC)	1-0	2007
George Mason	0-1	2006	St. Bonaventure	1-0	1968
Georgetown	2-1	2007	Southwest Missouri St.	1-0	1990
Georgia	0-1	1983	Stanford	1-0	2000
Gonzaga	1-0	2009	Syracuse	1-2	1987
Houston	1-1	1992	Temple	2-0	1991
Illinois	1-0	2005	Tennessee	1-0	2000
Indiana	0-2	1984	Texas	0-1	2004
Iowa State	2-0	2005	Texas A&M	0-1	1980
James Madison	2-0	1983	Texas Tech	0-1	1996
Kansas	2-3	2012	Tulsa	1-0	2000
Kansas State	1-0	1981	UCLA	1-1	1989
Kentucky	2-1	2011	UNLV	1-0	1977
Liberty	1-0	1994	Utah	2-1	1998
Long Island	1-0	2011	Vermont	1-0	2012
Louisiana State	1-0	2009	Villanova	4-1	2009
Louisville	3-1	2008	Virginia	1-0	1981
Loyola Marymount	1-0	1988	Washington	1-0	2011
Marquette	1-1	2011	Washington State	1-0	2008
Miami (Ohio)	1-0	1992	Weber State	0-1	1999
Michigan	3-1	1993	Wisconsin	1-0	2005
Michigan State	5-0	2009	Yale	1-0	1957
Middle Tennessee State	1-0	1985	Total	108-41 (.725)	
Missouri	1-0	2000			

HOW UNC PERFORMS

Seed	W-L	Year(s)
1	50-10	1979, 1982, 1984, 1987, 1991, 1993, 1994, 1997, 1998, 2005, 2007, 2008, 2009, 2012
2	22-8	1981, 1983, 1985, 1988, 1989, 1995, 2001, 2011
3	3-4	1980, 1986, 1999, 2006
4	2-1	1992
6	2-2	1996, 2004
8	6-2	1990, 2000

UNC VS. SEEDS IN NCAA TOURNAMENT PLAY

Seed	W-L	Last Faced (opponent)
1	7-3	2008 (Kansas)
2	5-6	2012 (Kansas)
3	6-5	2009 (Villanova)
4	6-5	2011 (Kentucky)
5	6-1	2007 (USC)
6	5-1	2005 (Wisconsin)
7	5-1	2011 (Washington)
8	6-1	2012 (Creighton)
9	9-2	2008 (Arkansas)
10	4-0	1991 (Temple)
11	4-1	2011 (Marquette)
12	1-0	1991 (Eastern Michigan)
13	2-0	2012 (Ohio)
14	2-1	2006 (Murray State)
15	6-0	2011 (Long Island)
16	11-0	2012 (Vermont)

UNC'S WON-LOSS RECORD AT NCAA TOURNAMENT SITES

Site	Record	Last
Atlanta, Ga.	3-2	1989
Austin, Texas	4-0	2000
Birmingham, Ala.	5-1	2000
Charlotte, N.C.	11-0	2011
Cincinnati, Ohio	2-0	1992
College Park, Md.	6-0	1977
Dallas, Texas	0-1	1990
Dayton, Ohio	1-2	2006
Denton, Texas	0-1	1980
Denver, Colo.	1-1	2004
Detroit, Mich.	2-0	2009
East Rutherford, N.J.	6-2	2007
El Paso, Texas	1-0	1981
Greensboro, N.C.	7-0	2012
Hartford, Conn.	2-0	1998
Houston, Texas	0-1	1986
Indianapolis, Ind.	0-3	2000
Kansas City, Mo.	2-0	1957
Landover, Md.	1-1	1994
Lexington, Ky.	0-2	1992
Los Angeles, Calif.	2-2	1972
Louisville, Ky.	0-4	1969
Madison, Wis.	0-2	1941
Memphis, Tenn.	2-0	2009
Morgantown, W.Va.	2-0	1972
Newark, N.J.	1-1	2011
New Orleans, La.	5-1	2001
New York, N.Y.	3-2	1959
Ogden, Utah	2-0	1986
Philadelphia, Pa.	3-1	1981
Providence, R.I.	1-1	1975
Raleigh, N.C.	7-1	2008
Richmond, Va.	1-1	1996
St. Louis, Mo.	3-1	2012
Salt Lake City, Utah	4-0	1988
San Antonio, Texas	0-2	2008
Seattle, Wash.	1-3	1999
South Bend, Ind.	2-0	1985
Syracuse, N.Y.	7-1	2005
Tallahassee, Fla.	2-0	1995
Tempe, Ariz.	0-1	1978
Winston Salem, N.C.	6-0	2007
Total	108-41 (.725)	

1957 NCAA champions



NCAA TOURNAMENT RESULTS

YEAR	DATE	ROUND	OPPONENT (Seeds)	W/L	SCORE	SITE	ARENA
Head Coach: Bill Lange (NCAA Tournament Record at UNC – 0-2)							
1941	March 21	East Semifinal	Pittsburgh	L	20-26	Madison, Wis.	Wisconsin Field House
1941	March 22	East Consolation	Dartmouth	L	59-60	Madison, Wis.	Wisconsin Field House
Head Coach: Ben Carnevale (NCAA Tournament Record at UNC – 2-1)							
1946	March 21	East Semifinal	NYU	W	57-49	New York, N.Y.	Madison Square Garden
1946	March 23	FF- East Final	Ohio State	W (ot)	60-57	New York, N.Y.	Madison Square Garden
1946	March 26	FF- National Championship	Oklahoma A&M	L	40-43	New York, N.Y.	Madison Square Garden
Head Coach: Frank McGuire (NCAA Tournament record at UNC – 5-1)							
1957	March 12	East First	Yale	W	90-74	New York, N.Y.	Madison Square Garden
1957	March 15	East Semifinal	Canisius	W	87-75	Philadelphia, Pa.	Palestra
1957	March 16	East Final	Syracuse	W	67-58	Philadelphia, Pa.	Palestra
1957	March 22	FF- National Semifinal	Michigan State	W (3ot)	74-70	Kansas City, Mo.	Municipal Auditorium
1957	March 23	FF- National Championship	Kansas	W (3ot)	54-53	Kansas City, Mo.	Municipal Auditorium
1959	March 10	East First Round	Navy	L	63-76	New York, N.Y.	Madison Square Garden
Head Coach: Dean Smith (NCAA Tournament Record at UNC – 65-27)							
1967	March 17	East Semifinal	Princeton	W (ot)	78-70	College Park, Md.	Cole Field House
1967	March 18	East Final	Boston College	W	96-80	College Park, Md.	Cole Field House
1967	March 24	FF- National Semifinal	Dayton	L	62-76	Louisville, Ky.	Freedom Hall
1967	March 25	FF- National Consolation	Houston	L	62-84	Louisville, Ky.	Freedom Hall
1968	March 15	East Semifinal	St. Bonaventure	W	91-72	Raleigh, N.C.	Reynolds Coliseum
1968	March 16	East Final	Davidson	W	70-66	Raleigh, N.C.	Reynolds Coliseum
1968	March 22	FF- National Semifinal	Ohio State	W	80-66	Los Angeles, Calif.	Sports Arena
1968	March 23	FF- National Championship	UCLA	L	55-78	Los Angeles, Calif.	Sports Arena
1969	March 13	East Semifinal	Duquesne	W	79-78	College Park, Md.	Cole Field House
1969	March 15	East Final	Davidson	W	87-85	College Park, Md.	Cole Field House
1969	March 20	FF- National Semifinal	Purdue	L	65-92	Louisville, Ky.	Freedom Hall
1969	March 22	FF- National Consolation	Drake	L	84-104	Louisville, Ky.	Freedom Hall
1972	March 16	East Semifinal	South Carolina	W	92-69	Morgantown, W. Va.	WVU Coliseum
1972	March 18	East Final	Penn	W	73-59	Morgantown, W. Va.	WVU Coliseum
1972	March 23	FF- National Semifinal	Florida State	L	75-79	Los Angeles, Calif.	Sports Arena
1972	March 25	FF- National Consolation	Louisville	W	105-91	Los Angeles, Calif.	Sports Arena
1975	March 15	East First	New Mexico State	W	93-69	Charlotte, N.C.	Charlotte Coliseum
1975	March 20	East Semifinal	Syracuse	L	76-78	Providence, R.I.	Providence Civic Center
1975	March 22	East Consolation	Boston College	W	110-90	Providence, R.I.	Providence Civic Center
1976	March 13	Mideast First	Alabama	L	64-79	Dayton, Ohio	Univ. of Dayton Arena
1977	March 12	East First	Purdue	W	69-66	Raleigh, N.C.	Reynolds Coliseum
1977	March 17	East Semifinal	Notre Dame	W	79-77	College Park, Md.	Cole Field House
1977	March 19	East Final	Kentucky	W	79-72	College Park, Md.	Cole Field House
1977	March 26	FF- National Semifinal	UNLV	W	84-83	Atlanta, Ga.	Omni
1977	March 28	FF- National Championship	Marquette	L	59-67	Atlanta, Ga.	Omni
1978	March 11	West Second	San Francisco	L	64-68	Tempe, Ariz.	Univ. Activities Center
1979	March 11	East Second	Penn (1/9)	L	71-72	Raleigh, N.C.	Reynolds Coliseum
1980	March 9	Midwest Second	Texas A&M (3/6)	L (2ot)	61-78	Denton, Texas	NTSU Coliseum
1981	March 15	West Second	Pittsburgh (2/10)	W	74-57	El Paso, Texas	Special Events Center
1981	March 19	West Semifinal	Utah (2/3)	W	61-56	Salt Lake City, Utah	Special Events Center
1981	March 21	West Final	Kansas State (2/8)	W	82-68	Salt Lake City, Utah	Special Events Center
1981	March 28	FF- National Semifinal	Virginia (2/1)	W	78-65	Philadelphia, Pa.	Spectrum
1981	March 30	FF- National Championship	Indiana (2/3)	L	50-63	Philadelphia, Pa.	Spectrum
1982	March 13	East Second	James Madison (1/9)	W	52-50	Charlotte, N.C.	Charlotte Coliseum
1982	March 19	East Semifinal	Alabama (1/4)	W	74-69	Raleigh, N.C.	Reynolds Coliseum
1982	March 21	East Final	Villanova (1/3)	W	70-60	Raleigh, N.C.	Reynolds Coliseum
1982	March 27	FF- National Semifinal	Houston (1/6)	W	68-63	New Orleans, La.	Superdome
1982	March 29	FF- National Championship	Georgetown (1/1)	W	63-62	New Orleans, La.	Superdome
1983	March 19	East Second	James Madison (2/10)	W	68-49	Greensboro, N.C.	Greensboro Coliseum
1983	March 25	East Semifinal	Ohio State (2/3)	W	64-51	Syracuse, N.Y.	Carrier Dome
1983	March 27	East Final	Georgia (2/4)	L	77-82	Syracuse, N.Y.	Carrier Dome
1984	March 17	East Second	Temple (1/8)	W	77-66	Charlotte, N.C.	Charlotte Coliseum
1984	March 22	East Semifinal	Indiana (1/4)	L	68-72	Atlanta, Ga.	Omni
1985	March 14	Southeast First	Middle Tennessee State (2/15)	W	76-57	South Bend, Ind.	Joyce Athletic Center
1985	March 16	Southeast Second	Notre Dame (2/7)	W	60-58	South Bend, Ind.	Joyce Athletic Center
1985	March 22	Southeast Semifinal	Auburn (2/11)	W	62-56	Birmingham, Ala.	Jefferson Coliseum
1985	March 24	Southeast Final	Villanova (2/8)	L	44-56	Birmingham, Ala.	Jefferson Coliseum
1986	March 13	West First	Utah (3/14)	W	84-72	Ogden, Utah	Dee Events Center
1986	March 15	West Second	Alabama-Birmingham (3/6)	W	77-59	Ogden, Utah	Dee Events Center
1986	March 20	West Semifinal	Louisville (3/2)	L	79-94	Houston, Texas	Summit
1987	March 12	East First	Penn (1/16)	W	113-82	Charlotte, N.C.	Charlotte Coliseum
1987	March 14	East Second	Michigan (1/9)	W	109-97	Charlotte, N.C.	Charlotte Coliseum
1987	March 19	East Semifinal	Notre Dame (1/5)	W	74-68	East Rutherford, N.J.	Meadowlands
1987	March 21	East Final	Syracuse (1/2)	L	75-79	East Rutherford, N.J.	Meadowlands

NCAA TOURNAMENT RESULTS

YEAR	DATE	ROUND	OPPONENT (Seeds)	W/L	SCORE	SITE	ARENA
1988	March 17	West First	North Texas State (2/15)	W	83-65	Salt Lake City, Utah	Huntsman Center
1988	March 19	West Second	Loyola Marymount (2/10)	W	123-97	Salt Lake City, Utah	Huntsman Center
1988	March 25	West Semifinal	Michigan (2/3)	W	78-69	Seattle, Wash.	Kingdome
1988	March 27	West Final	Arizona (2/1)	L	52-70	Seattle, Wash.	Kingdome
1989	March 17	Southeast First	Southern (2/15)	W	93-79	Atlanta, Ga.	Omni
1989	March 19	Southeast Second	UCLA (2/7)	W	88-81	Atlanta, Ga.	Omni
1989	March 23	Southeast Semifinal	Michigan (2/3)	L	87-92	Lexington, Ky.	Rupp Arena
1990	March 15	Midwest First	SW Missouri State (8/9)	W	83-70	Austin, Texas	Erwin Center
1990	March 17	Midwest Second	Oklahoma (8/1)	W	79-77	Austin, Texas	Erwin Center
1990	March 22	Midwest Semifinal	Arkansas (8/4)	L	73-96	Dallas, Texas	Reunion Arena
1991	March 15	East First	Northeastern (1/16)	W	101-66	Syracuse, N.Y.	Carrier Dome
1991	March 17	East Second	Villanova (1/9)	W	84-69	Syracuse, N.Y.	Carrier Dome
1991	March 22	East Semifinal	Eastern Michigan (1/12)	W	93-67	East Rutherford, N.J.	Meadowlands
1991	March 24	East Final	Temple (1/10)	W	75-72	East Rutherford, N.J.	Meadowlands
1991	March 30	FF- National Semifinal	Kansas (1/3)	L	73-79	Indianapolis, Ind.	Hoosier Dome
1992	March 19	Southeast First	Miami (Ohio) (4/13)	W	68-63	Cincinnati, Ohio	Riverfront Coliseum
1992	March 21	Southeast Second	Alabama (4/5)	W	64-55	Cincinnati, Ohio	Riverfront Coliseum
1992	March 27	Southeast Semifinal	Ohio State (4/1)	L	73-80	Lexington, Ky.	Rupp Arena
1993	March 18	East First	East Carolina (1/16)	W	85-65	Winston-Salem, N.C.	Joel Coliseum
1993	March 20	East Second	Rhode Island (1/8)	W	112-67	Winston-Salem, N.C.	Joel Coliseum
1993	March 26	East Semifinal	Arkansas (1/4)	W	80-74	East Rutherford, N.J.	Meadowlands
1993	March 28	East Final	Cincinnati (1/2)	W (ot)	75-68	East Rutherford, N.J.	Meadowlands
1993	April 3	FF- National Semifinal	Kansas (1/2)	W	78-68	New Orleans, La.	Superdome
1993	April 5	FF- National Championship	Michigan (1/1)	W	77-71	New Orleans, La.	Superdome
1994	March 18	East First	Liberty (1/16)	W	71-51	Landover, Md.	US Air Arena
1994	March 20	East Second	Boston College (1/9)	L	72-75	Landover, Md.	US Air Arena
1995	March 17	Southeast First	Murray State (2/15)	W	80-70	Tallahassee, Fla.	Leon County CC
1995	March 19	Southeast Second	Iowa State (2/7)	W	73-51	Tallahassee, Fla.	Leon County CC
1995	March 23	Southeast Semifinal	Georgetown (2/6)	W	74-64	Birmingham, Ala.	Jefferson Civic Center
1995	March 25	Southeast Final	Kentucky (2/1)	W	74-61	Birmingham, Ala.	Jefferson Civic Center
1995	April 1	FF- National Semifinal	Arkansas (2/2)	L	68-75	Seattle, Wash.	Kingdome
1996	March 15	East First	New Orleans (6/11)	W	83-62	Richmond, Va.	Richmond Coliseum
1996	March 17	East Second	Texas Tech (6/3)	L	73-92	Richmond, Va.	Richmond Coliseum
1997	March 13	East First	Fairfield (1/16)	W	82-74	Winston-Salem, N.C.	Joel Coliseum
1997	March 15	East Second	Colorado (1/9)	W	73-56	Winston-Salem, N.C.	Joel Coliseum
1997	March 21	East Semifinal	California (1/5)	W	63-57	Syracuse, N.Y.	Carrier Dome
1997	March 23	East Final	Louisville (1/6)	W	97-74	Syracuse, N.Y.	Carrier Dome
1997	March 29	FF- National Semifinal	Arizona (1/4)	L	58-66	Indianapolis, Ind.	RCA Dome

Head Coach: Bill Guthridge (NCAA Tournament Record at UNC – 8-3)

1998	March 12	East First	Navy (1/16)	W	88-52	Hartford, Conn.	Hartford Civic Center
1998	March 14	East Second	UNC Charlotte (1/8)	W (ot)	93-83	Hartford, Conn.	Hartford Civic Center
1998	March 19	East Semifinal	Michigan State (1/4)	W	73-58	Greensboro, N.C.	Greensboro Coliseum
1998	March 21	East Final	Connecticut (1/2)	W	75-64	Greensboro, N.C.	Greensboro Coliseum
1998	March 28	FF- National Semifinal	Utah (1/2)	L	59-66	San Antonio, Texas	Alamodome
1999	March 11	West First	Weber State (3/14)	L	74-76	Seattle, Wash.	Key Arena

Rich Clarkson



Dean Smith led the Tar Heels to three straight Final Fours in 1967-68-69.

Hugh Morton



Seniors Jimmy Black and Chris Brust celebrate the 1982 NCAA championship.



Walter Davis and Carolina beat UNLV in the 1977 Final Four to reach the national title game.

Hugh Morton



Eric Montross rebounds in the 1993 NCAA title game win over Michigan.

NCAA TOURNAMENT RESULTS

YEAR	DATE	ROUND	OPPONENT (Seeds)	W/L	SCORE	SITE	ARENA
2000	March 17	South First	Missouri (8/9)	W	84-70	Birmingham, Ala.	Jefferson Civic Center
2000	March 19	South Second	Stanford (8/1)	W	60-53	Birmingham, Ala.	Jefferson Civic Center
2000	March 24	South Semifinal	Tennessee (8/4)	W	74-69	Austin, Texas	Erwin Center
2000	March 26	South Final	Tulsa (8/7)	W	59-55	Austin, Texas	Erwin Center
2000	April 3	FF- National Semifinal	Florida (8/5)	L	59-71	Indianapolis, Ind.	RCA Dome
Head Coach: Matt Doherty (NCAA Tournament Record at UNC – 1-1)							
2001	March 16	South First	Princeton (2/15)	W	70-48	New Orleans, La.	Superdome
2001	March 18	South Second	Penn State (2/7)	L	74-82	New Orleans, La.	Superdome
Head Coach: Roy Williams (NCAA Tournament Record at UNC – 27-6)							
2004	March 18	South First	Air Force (6/11)	W	63-52	Denver, Colo.	Pepsi Center
2004	March 20	South Second	Texas (6/3)	L	75-78	Denver, Colo.	Pepsi Center
2005	March 18	East First	Oakland (Mich.) (1/16)	W	96-68	Charlotte, N.C.	Charlotte Coliseum
2005	March 20	East Second	Iowa State (1/8)	W	92-65	Charlotte, N.C.	Charlotte Coliseum
2005	March 25	East Semifinal	Villanova (1/5)	W	67-66	Syracuse, N.Y.	Carrier Dome
2005	March 27	East Final	Wisconsin (1/6)	W	88-82	Syracuse, N.Y.	Carrier Dome
2005	April 2	FF- National Semifinal	Michigan State (1/5)	W	87-71	St. Louis, Mo.	Edward Jones Dome
2005	April 4	FF- National Championship	Illinois (1/1)	W	75-70	St. Louis, Mo.	Edward Jones Dome
2006	March 17	East First	Murray State (3/14)	W	69-65	Dayton, Ohio	Univ. of Dayton Arena
2006	March 19	East Second	George Mason (3/11)	L	60-65	Dayton, Ohio	Univ. of Dayton Arena
2007	March 15	East First	Eastern Kentucky (1/16)	W	86-65	Winston-Salem, N.C.	Joel Coliseum
2007	March 17	East Second	Michigan State (1/9)	W	81-67	Winston-Salem, N.C.	Joel Coliseum
2007	March 23	East Semifinal	Southern California (1/5)	W	74-64	East Rutherford, N.J.	Meadowlands
2007	March 25	East Final	Georgetown (1/2)	L (ot)	84-96	East Rutherford, N.J.	Meadowlands
2008	March 21	East First	Mount St. Mary's (1/16)	W	113-74	Raleigh, N.C.	RBC Center
2008	March 23	East Second	Arkansas (1/9)	W	108-77	Raleigh, N.C.	RBC Center
2008	March 27	East Semifinal	Washington State (1/4)	W	68-47	Charlotte, N.C.	Bobcats Arena
2008	March 29	East Final	Louisville (1/3)	W	83-73	Charlotte, N.C.	Bobcats Arena
2008	April 5	FF- National Semifinal	Kansas (1/1)	L	66-84	San Antonio, Texas	Alamodome
2009	March 19	South First	Radford (1/16)	W	101-58	Greensboro, N.C.	Greensboro Coliseum
2009	March 21	South Second	LSU (1/8)	W	84-70	Greensboro, N.C.	Greensboro Coliseum
2009	March 27	South Semifinal	Gonzaga (1/4)	W	98-77	Memphis, Tenn.	FedExForum
2009	March 29	South Final	Oklahoma (1/2)	W	72-60	Memphis, Tenn.	FedExForum
2009	April 4	FF- National Semifinal	Villanova (1/3)	W	83-69	Detroit, Mich.	Ford Field
2009	April 6	FF-National Championship	Michigan State (1/2)	W	89-72	Detroit, Mich.	Ford Field
2011	March 18	East Second	Long Island University (2/15)	W	102-87	Charlotte, N.C.	Time Warner Cable Arena
2011	March 20	East Third	Washington (2/7)	W	86-83	Charlotte, N.C.	Time Warner Cable Arena
2011	March 25	East Semifinal	Marquette (2/11)	W	81-63	Newark, N.J.	Prudential Center
2011	March 27	East Final	Kentucky (2/4)	L	69-76	Newark, N.J.	Prudential Center
2012	March 16	Midwest Second	Vermont (1/16)	W	77-58	Greensboro, N.C.	Greensboro Coliseum
2012	March 18	Midwest Third	Creighton (1/8)	W	87-73	Greensboro, N.C.	Greensboro Coliseum
2012	March 23	Midwest Semifinal	Ohio (1/13)	W (ot)	73-65	St. Louis, Mo.	Edward Jones Dome
2012	March 25	Midwest Final	Kansas (1/2)	L	67-80	St. Louis, Mo.	Edward Jones Dome

UNC seed is listed first

Tom Copeland/Greensboro News & Record



Ed Cota (left) and Joseph Forte led No. 8 seed Carolina on a run to the 2000 Final Four.

Bob Donnan



Tyler Hansbrough and UNC beat Louisville to reach their 17th Final Four in 2008.

Getty Images



A hobbled Ty Lawson motored the Tar Heels past LSU into the 2009 Sweet 16.

Jeffrey Camarati



Kendall Marshall scored 18 points in the 2012 NCAA win over Creighton.

NCAA TOURNAMENT TEAM RECORDS

Most Points

123 vs. Loyola Marymount, 1988 West 2nd
113 vs. Pennsylvania, 1987 East 1st
113 vs. Mount St. Mary's, 2008 East 1st

Fewest Points

20 vs. Pittsburgh, 1941 East Semifinal
40 vs. Oklahoma A&M, 1946 NCAA Final

Most Points in a Half

65 vs. Loyola Marymount (1st), 1988 West 2nd
62 vs. Rhode Island (2nd), 1993 East 2nd

Fewest Points in a Half

8 vs. Pittsburgh (2nd half), 1941 East Semifinal
12 vs. Pittsburgh (1st half), 1941 East Semifinal

Largest Winning Margin

45 vs. Rhode Island (112-67), 1993 East 2nd
43 vs. Radford (101-58), 2009 South 1st

Largest Losing Margin

27 vs. Purdue (65-92), 1969 NCAA Semifinal
23 vs. UCLA (55-78), 1968 NCAA Final
23 vs. Arkansas (73-96), 1990 Midwest Semifinal

Most Points, Both Teams Combined

220 – UNC 123, Loyola Marymount 97, 1988 West 2nd
206 – UNC 109, Michigan 97, 1987 East 2nd

Fewest Points, Both Teams Combined

46 – Pittsburgh 26, UNC 20, 1941 East Semifinal
83 – Oklahoma A&M 43, UNC 40, 1946 NCAA Final

Most Field Goals

49 vs. Loyola Marymount, 1988 West 2nd
44 vs. Boston College, 1975 East 3rd Place
44 vs. Arkansas, 2008 East 2nd

Fewest Field Goals

13 vs. Oklahoma A&M, 1946 NCAA Final
17 vs. Syracuse, 1957 East Final

Most Field Goals Attempted

91 vs. Ohio State, 1946 East Final
88 vs. Michigan State, 1957 NCAA Semifinal

Fewest Field Goals Attempted

38 vs. Kentucky, 1977 East Final
38 vs. James Madison, 1982 East 2nd
38 vs. James Madison, 1983 East 2nd

Highest Field Goal Percentage

79.0 vs. Loyola Marymount (49-62), 1988 West
67.7 vs. Arkansas (44-65), 2008 East 2nd

Lowest Field Goal Percentage

25.3 vs. Ohio State (23-91), 1946 East Final
28.2 vs. Houston (24-85), 1967 NCAA 3rd Place

Highest Field Goal Percentage in a Half

.790 vs. Loyola Marymount, 1st half (23-30), 1988 West 2nd
.781 vs. Loyola Marymount, 2nd half (25-32), 1988 West 2nd

Lowest Field Goal Percentage in a Half

.226 vs. Kansas, 2nd half (7 of 31), 2012 Midwest Final
.244 vs. Houston, 1st half (10 of 41), 1967 NCAA 3rd Place

Most Three-Point Field Goals Made

12 vs. Oakland, 2005 Syracuse 1st
11 vs. Gonzaga, 2009 South Semifinal
11 vs. Villanova, 2009 NCAA Semifinal

Fewest Three-Point Field Goals Made

0 vs. Alabama, 1992 Southeast 2nd
1 on three occasions, most recently vs. Liberty, 1994 East 1st

Most Three-Point Field Goal Attempts

30 vs. George Mason, 2006 East 2nd
28 vs. Arkansas, 1995 NCAA Semifinal
28 vs. Texas, 2004 South 2nd

Fewest Three-Point Field Goal Attempts

6 on three occasions, most recently vs. Liberty, 1994 East 1st
7 on four occasions, most recently vs. Stanford, 2000 South 2nd

Highest Three-Point FG Percentage (min. 7 attempts)

.714 vs. Kansas (5-7), 1993 NCAA Semifinal
.700 vs. Oklahoma (7-10), 1990 Midwest 2nd

Lowest Three-Point FG Percentage (min. 7 attempts)

.118 vs. Kansas (2-17), 2012 Midwest Final
.125 vs. Ohio State (1-8), 1992 Southeast Semifinal

Most Free Throws Made

33 on four occasions, most recently vs. Pennsylvania, 1987 East 1st
32 vs. Princeton, 1967 East Semifinal

Fewest Free Throws Made

2 vs. Utah, 1998 NCAA Semifinal
4 on three occasions, most recently vs. George Mason, 2006 East 2nd

Most Free Throws Attempted

45 vs. Syracuse, 1957 East Final
45 vs. Pennsylvania, 1987 East 1st
44 vs. Louisville, 1972 NCAA 3rd Place

Fewest Free Throws Attempted

4 vs. George Mason, 2006 East 2nd
6 vs. San Francisco, 1978 West 2nd

Highest Free Throw Percentage (min. 10 attempts)

.938 vs. Oklahoma (15-16), 2009 South Final
.917 vs. Kentucky (33-36), 1977 East Final

Lowest Free Throw Percentage (min. 10 attempts)

.483 vs. Ohio State (14-29), 1946 East Final
.522 vs. James Madison (12-23), 1982 East 2nd

Lowest Free Throw Percentage (min. 30 attempts)

59.5 vs. Iowa State (22-37), 1995 Southeast 2nd
59.5 vs. Villanova (22-37), 2009 NCAA Semifinal

Most Rebounds

64 vs. Princeton, 1967 East Semifinal
63 vs. Ohio, 2012 Midwest Semifinal

Fewest Rebounds

20 vs. James Madison, 1982 East 2nd
21 vs. Notre Dame, 1987 East Semifinal

Largest Rebound Margin

33 vs. Ohio (63-30), 2012 Midwest Semifinal
26 vs. Mount St. Mary's (48-22), 2008 East 1st

Most Personal Fouls

36 vs. Texas A&M, 1980 Midwest 2nd
27 on three occasions, most recently vs. Kansas, 1991 NCAA Semifinal

Fewest Personal Fouls

8 vs. Creighton, 2012 Midwest 3rd
9 vs. Washington, 2011 East 3rd

Most Assists

36 vs. Boston College, 1975 East 3rd Place
36 vs. Loyola Marymount, 1988 West 2nd
30 vs. Pennsylvania, 1987 East 1st

Fewest Assists

4 vs. Texas A&M, 1980 Midwest 2nd
7 vs. Dayton, 1967 NCAA Semifinal
7 vs. Kansas, 2008 NCAA Semifinal

Most Turnovers

36 vs. Drake, 1969 NCAA 3rd Place
30 vs. Louisville, 1972 NCAA 3rd Place



Jeffrey Camarati

UNC's +33 rebound margin against Ohio in the 2012 Sweet 16 was the highest in Carolina's NCAA Tournament history.

Fewest Turnovers

2 vs. Fairfield, 1997 East 2nd
7 on six occasions, most recently vs. Marquette, 2011 East Semifinal

Most Blocked Shots

11 vs. Georgetown, 1995 Southeast Semifinal
10 on four occasions, most recently vs. Long Island, 2011 East 2nd

Fewest Blocked Shots

0 on five occasions, most recently vs. Michigan State, 2009 NCAA Final

Most Steals

16 vs. Alabama, 1976 Mideast 1st
15 vs. New Mexico State, 1975 East 1st

Fewest Steals

1 vs. Loyola Marymount, 1988 West 2nd
1 vs. Michigan State, 1998 East Semifinal

Most Overtimes Played

3 vs. Michigan State, 1957 NCAA Semifinal (UNC won, 74-70)
3 vs. Kansas, 1957 NCAA Final (UNC won, 54-53)
2 vs. Texas A&M, 1980 Midwest 2nd (Texas A&M won, 61-78)

Largest Halftime Lead

29 vs. Rhode Island, 1993 East 2nd (UNC led 50-21, won 112-67)
26 vs. Oakland, 2005 East 1st (UNC led 59-33, won 96-68)

Largest Halftime Deficit

19 vs. Houston, 1967 NCAA 3rd Place (Houston led 23-42, won 62-84)
17 vs. Kansas, 2008 NCAA Semifinal (KU led 27-44, won 66-84)

Largest Halftime Lead in a Carolina Loss

7 vs. George Mason, 2006 East 2nd (UNC led 27-20, GMU won 60-65)
6 vs. Georgetown, 2007 East Final (UNC led 50-44, Georgetown won 84-96)

Largest Halftime Deficit in a Carolina Win

10 vs. Notre Dame, 1977 East Semifinal (ND led 30-40, UNC won 79-77)
9 vs. Southern California, 2007 East Semi (USC led 33-42, UNC won 74-64)

NCAA TOURNAMENT INDIVIDUAL RECORDS

POINTS (30 OR MORE)

- 39 – Lennie Rosenbluth vs. Canisius, 1957 East Semifinal
- 39 – Al Wood vs. Virginia, 1981 NCAA Semifinal
- 36 – Mitch Kupchak vs. Boston College, 1975 East 3rd Place
- 35 – Charles Scott vs. Drake, 1969 NCAA 3rd Place
- 33 – Tyler Hansbrough vs. Michigan State, 2007 East 2nd
- 32 – Charles Scott vs. Davidson, 1969 East Final
- 32 – Shammond Williams vs. UNC Charlotte, 1998 East 2nd
- 32 – Tyler Zeller vs. Long Island, 2011 East 2nd
- 31 – George Glamack vs. Dartmouth, 1941 East Consolation
- 31 – Bob Lewis vs. Boston College, 1967 East Final
- 31 – Mike O’Koren vs. UNLV, 1977 NCAA Semifinal
- 31 – J.R. Reid vs. Notre Dame, 1987 East Semifinal
- 30 – Robert McAdoo vs. Louisville, 1972 NCAA 3rd Place

FIELD GOALS MADE

- 16 – Charles Scott vs. Drake, 1969 NCAA 3rd Place (16 of 26)
- 15 – Lennie Rosenbluth vs. Canisius, 1957 East 1st (15 of 30)
- 15 – J.R. Reid vs. Notre Dame, 1987 East Semifinal (15 of 18)
- 14 on four occasions, most recently by Al Wood vs. Virginia, 1981 NCAA Semifinal (14 of 19)

FIELD GOAL ATTEMPTS

- 42 – Lennie Rosenbluth vs. Michigan State, 1957 NCAA Semifinal
- 30 – Lennie Rosenbluth vs. Canisius, 1957 East 1st
- 26 – Charles Scott vs. Drake, 1969 NCAA 3rd Place
- 23 on four occasions, most recently by Rashad McCants vs. Texas, 2004 South 2nd

THREE-POINT FIELD GOALS MADE

- 6 – Shammond Williams vs. UNC Charlotte, 1998 East 2nd (6 of 9)
- 5 on 11 occasions, most recently by Reggie Bullock vs. Ohio, 2012 Midwest Semifinal (5 of 10)

THREE-POINT FIELD GOAL ATTEMPTS

- 12 – Donald Williams vs. Arkansas, 1995 NCAA Semifinal
- 12 – Ademola Okulaja vs. Weber State, 1999 West 1st
- 12 – Rashad McCants vs. Texas, 2004 South 2nd
- 11 – Kenny Smith vs. Syracuse, 1987 East Final
- 10 on five occasions, most recently by Reggie Bullock vs. Ohio, 2012 Midwest Semifinal (5 of 10)

HIGHEST THREE-POINT PERCENTAGE (MIN. 5 MADE)

- 1.000 – Hubert Davis vs. Eastern Michigan, 1991 East Semifinal (5 of 5)
- 71.4 – Rick Fox vs. Oklahoma, 1990 Midwest 2nd (5 of 7)
- 71.4 – Donald Williams vs. Kansas, 1993 NCAA Semifinal (5 of 7)
- 71.4 – Donald Williams vs. Michigan, 1993 NCAA Final (5 of 7)
- 71.4 – Wayne Ellington vs. Villanova, 2009 NCAA Semifinal (5 of 7)

FREE THROWS MADE

- 15 – Ty Lawson vs. Michigan State, 2009 NCAA Final (15 of 18)
- 14 – Tommy Kearns vs. Syracuse, 1957 East Final (14 of 19)
- 14 – Tyler Hansbrough vs. Georgetown, 2007 East Final (14 of 16)
- 14 – Tyler Zeller vs. Long Island, 2011 East 2nd (14 of 19)
- 13 – Tyler Hansbrough vs. Michigan State, 2007 East 2nd (13 of 17)
- 13 – John Kuester vs. Kentucky, 1977 East Final (13 of 14)

FREE THROW ATTEMPTS

- 19 – Tommy Kearns vs. Syracuse, 1957 East Final
- 19 – Tyler Zeller vs. Long Island, 2011 East 2nd
- 18 – Ty Lawson vs. Michigan State, 2009 NCAA Final
- 17 – Tyler Hansbrough vs. Michigan State, 2007 East 2nd
- 17 – Ty Lawson vs. Villanova, 2009 NCAA Semifinal

HIGHEST FREE THROW PERCENTAGE (MIN. 10 MADE)

- 1.000 – Tyler Hansbrough vs. Radford, 2009 1st (12 of 12)
- 1.000 – Hubert Davis vs. Miami (Ohio), 1992 Southeast 1st (11 of 11)
- 1.000 – Phil Ford vs. Syracuse, 1975 East Semifinal (10 of 10)

REBOUNDS

- 22 – Tyler Zeller vs. Ohio, 2012 Midwest Semifinal
- 19 – Lennie Rosenbluth vs. Yale, 1957 East 1st
- 19 – Robert McAdoo vs. Louisville, 1972 NCAA 3rd Place
- 18 – Rusty Clark vs. Boston College, 1967 East Semifinal
- 18 – Mike O’Koren vs. Texas A&M, 1980 Midwest 2nd

ASSISTS (10 OR MORE)

- 14 – Kendall Marshall vs. Washington, 2011 East 3rd
- 12 – Kenny Smith vs. Notre Dame, 1987 East Semifinal
- 11 – Kenny Smith vs. Pennsylvania, 1987 East 1st
- 11 – Steve Bucknall vs. UCLA, 1989 Southeast 2nd
- 11 – Jeff McInnis vs. New Orleans, 1996 East 1st
- 11 – Kendall Marshall vs. Creighton, 2012 Midwest 3rd
- 10 on nine occasions, most recently by Kendall Marshall vs. Vermont, 2012 Midwest 2nd

TURNOVERS

- 11 – Eddie Fogler vs. Drake, 1969 NCAA 3rd Place
- 9 – Phil Ford vs. UNLV, 1977 NCAA Semifinal
- 7 on 10 occasions, most recently by Ed Cota vs. Tulsa, 2000 South Final

BLOCKED SHOTS

- 6 – Warren Martin vs. Middle Tennessee State, 1985 Southeast 1st
- 6 – Rasheed Wallace vs. Georgetown, 1995 Southeast Semifinal
- 6 – John Henson vs. Long Island, 2011 East 2nd
- 5 – Brandon Wright vs. Eastern Kentucky, 2007 East 1st
- 5 – John Henson vs. Marquette, 2011 East Semifinal
- 4 on 15 occasions, most recently by Tyler Zeller vs. Kansas, 2012 Midwest Final


STEALS

- 8 – Ty Lawson vs. Michigan State, 2009 NCAA Final
- 6 – George Lynch vs. Cincinnati, 1993 East Final
- 5 – Dave Hanners vs. Alabama, 1976 Mideast 1st
- 4 on 15 occasions, most recently by James Michael McAdoo vs. Vermont, 2012 Midwest 2nd



Keith Worrell

Kenny Smith posted two of the top three assist games in UNC’s NCAA history.



J.D. Lyon Jr.

Tyler Zeller scored 32 points and sank 14 free throws versus Long Island in the 2011 second round.



Jeffrey Camarati

Ty Lawson had eight steals in the 2009 NCAA title game win over Michigan State.

CAROLINA IN THE ACC TOURNAMENT

✓ North Carolina has won 17 Atlantic Coast Conference Tournament championships and played in the championship game a record 31 times.

✓ The Tar Heels have an 88-41 record and are second in most wins and titles in ACC Tournament history.

✓ Dean Smith won 13 Tournament titles, more than any other coach in history. Smith's teams were 58-23 and played in the championship game 21 times.

✓ The Tar Heels have been the No. 1 seed 24 times.

✓ Carolina is one of only two schools that have won three consecutive ACC regular-season titles and ACC Tournament championships. UNC accomplished that feat in 1967-68-69.

✓ Roy Williams is one of eight coaches to win back-to-back ACC Tournament titles (with Everett Case, Bones McKinney, Vic Bubas, Dean Smith, Norm Sloan, Dave Odom and Mike Krzyzewski).

✓ A Tar Heel has won the Most Valuable Player award 18 times. The MVPs include: Lennie Rosenbluth (1957), Larry Miller (1967, 1968), Charles Scott (1969), Lee Dedmon (1971), Robert McAdoo (1972), Phil Ford (1975), John Kuester (1977), Dudley Bradley (1979), Sam Perkins (1981), James Worthy (1982), J.R. Reid (1989), Rick Fox (1991), Jerry Stackhouse (1994), Shammond Williams (1997), Antawn Jamison (1998), Brandon Wright (2007) and Tyler Hansbrough (2008).

✓ Tyler Hansbrough earned first-team All-Tournament honors in 2009, making him the first Tar Heel and 13th player overall to earn first-team All-Tournament accolades in three seasons.

1957

Frank McGuire's eventual national champions ran the table in the regular season, winning all 14 games. That year marked the first time UNC reached the conference tournament final since the 1947 Southern Conference Tournament. The Tar Heels held off Wake Forest, 61-59, in the semifinal and defeated South Carolina by 20 to earn their first ACC championship. In the semifinal, Wake Forest took a one-point lead with less than a minute to play, but National Player of the Year Lennie Rosenbluth hit a hook shot from the circle and a free throw for a three-point play and the win.

Rosenbluth made 8 of 11 shots from the floor in the championship, scored 38 points and was named MVP.

CAROLINA'S ACC TOURNAMENT LEDGER

Record in:

First Round:	0-1
Quarterfinals:	40-12
Semifinals:	31-14
Championship:	17-14

Record as a:

#1 seed:	47-14
#2 seed:	24-8
#3 seed:	11-7
#4 seed:	4-5
#5 seed:	1-4
#7 seed:	1-2
#10 seed:	0-1

Record vs:

#1 seeds:	2-7
#2 seeds:	10-6
#3 seeds:	10-5
#4 seeds:	14-8
#5 seeds:	10-6
#6 seeds:	8-5
#7 seeds:	11-4
#8 seeds:	17-0
#9 seeds:	5-0
#10 seeds:	1-0

Record at:

Atlanta:	11-5
Charlotte:	21-7
Greensboro:	34-15
Landover:	6-2
Raleigh:	12-11
Tampa:	3-0
Washington, D.C.:	1-1
Overall Record:	88-41



Carolina won the 1982 ACC title over Ralph Sampson and Virginia.

1967

The Tournament moved to the Greensboro Coliseum for the first time and was the site of Dean Smith's first title. Fittingly, Carolina won the title by sweeping its in-state rivals, beating NC State by three points, Wake Forest by 10 and Duke by nine in the title match. Larry Miller was selected MVP after scoring 25.7 points and grabbing 8.3

rebounds per game. Bob Lewis (18.0 points, 5.0 rebounds) joined Miller on the first-team All-Tournament squad.

1968

The Tournament moved again in 1968 for the first year of a three-year stay in Charlotte. UNC's semifinal game against South Carolina was a fierce battle. The Gamecocks sent the game into overtime with an 18-4 run to tie the score at 74. The Tar Heels came from behind in

overtime and won on baskets by Dick Grubar and Gerald Tuttle.

In the championship, Carolina led NC State by only five at the half, but the final tally was a lopsided 87-50 victory. Miller (25.3 points, 8.7 rebounds) became the second player ever (Len Chappell of Wake Forest) to repeat as MVP. Grubar (13.3 points, 4.7 rebounds) was also a first-team selection.

The 37-point margin of victory is the largest in championship game history.

1969

Carolina entered as the No. 1 seed for the third year in a row. Carolina's Charles Scott battled Wake's Charlie Davis in the semifinals. Davis won the first half, as the Deacons led 37-29 at intermission. Scott took over in the second stanza, enabling UNC to win, 80-72. Scott and Grubar led the Tar Heels with 23 points apiece.

Carolina and Duke squared off in the championship game. The Blue Devils led by nine at halftime and the Tar Heels lost Grubar to a first-half knee injury. The second half featured one of the most memorable performances in ACC

CAROLINA'S 17 ACC TOURNAMENT CHAMPIONSHIPS

Year	Tournament Site	Championship Game Result
1957	Raleigh, N.C.	North Carolina 95, South Carolina 75
1967	Greensboro, N.C.	North Carolina 82, Duke 73
1968	Charlotte, N.C.	North Carolina 87, N.C. State 50
1969	Charlotte, N.C.	North Carolina 85, Duke 74
1972	Greensboro, N.C.	North Carolina 73, Maryland 64
1975	Greensboro, N.C.	North Carolina 70, N.C. State 66
1977	Greensboro, N.C.	North Carolina 75, Virginia 69
1979	Greensboro, N.C.	North Carolina 71, Duke 63
1981	Landover, Md.	North Carolina 61, Maryland 60
1982	Greensboro, N.C.	North Carolina 47, Virginia 45
1989	Atlanta, Ga.	North Carolina 77, Duke 74
1991	Charlotte, N.C.	North Carolina 96, Duke 74
1994	Charlotte, N.C.	North Carolina 73, Virginia 66
1997	Greensboro, N.C.	North Carolina 64, N.C. State 54
1998	Greensboro, N.C.	North Carolina 83, Duke 68
2007	Tampa, Fla.	North Carolina 89, NC State 80
2008	Charlotte, N.C.	North Carolina 86, Clemson 81

CAROLINA IN THE ACC TOURNAMENT



1991 ACC Tournament MVP Rick Fox

history as Scott scored 25 of his game-high 40 points on 12 of 13 shooting. Carolina won its third straight ACC title, 85-74, and Scott earned MVP honors.

1972

South Carolina's departure from the ACC left only seven teams, and Carolina received a bye into the semifinal against Duke. Four Tar Heels scored in double figures, led by Bobby Jones, who carded a double-double (14 points, 11 rebounds) as the Tar Heels won, 63-48.

Carolina was in the championship game for the fifth time in six years. Maryland was in the finals for the first time since 1958. Robert McAdoo (15 points, 7.5 rebounds per game) became the fifth Tar Heel in six years to earn the MVP award as Carolina held on for a 73-64 win. Dennis Wuycik (17.5 points, 5 rebounds) and George Karl (13 points, 2.5 rebounds) joined McAdoo on the All-Tournament first team.

1975

The Tar Heels trailed Wake Forest in the quarterfinal by eight points with 50 seconds left. Freshman point guard Phil Ford (44 seconds to play), Mitch Kupchak (36 seconds), Walter Davis (30 seconds) and Brad Hoffman (two seconds) hit jump shots and the Deacs missed a pair of free throws to force overtime. In the extra session with the game tied at 96 Carolina took possession with 58 seconds to play. UNC went Four Corners and drew a technical against Wake Forest with 29 seconds to play for not forcing UNC to take action. Ford hit the free throw and another free throw six seconds later as Carolina triumphed, 101-100. Davis (31 points, 12 rebounds), Kupchak (16 points, 14 rebounds) and Ford (25 points) led the Tar Heels.

Clemson came back from 11 down at the half to force overtime in the semifinals. A tip-in by Kupchak gave Carolina an overtime lead it would not relinquish. Ford led

UNC with 29, making 15 of 18 from the free throw line.

Ford was outstanding in the championship game against defending NCAA champion NC State. Carolina took the lead, 56-55, on a jumper by Davis with nine minutes left and then went into its delay offense. Ford hit two baskets in the next two and one-half minutes, and NC State did not score during a 5:18 stretch, leading to a 70-66 Tar Heel victory. Ford (26 points per game) was the MVP and was joined on the first-team by Kupchak (13.7 points, 13.7 rebounds). Davis netted 19 points and grabbed 7.7 rebounds over the three games.

1977

No. 1 seed Carolina met No. 7 Virginia in the finals in a rematch of the 1976 final won by the Cavaliers. Ford scored 19 points in the first half, but the Cavaliers led by one at the break. Virginia led 64-56 with 7:08 remaining, but over the next 5:03 the Tar Heels outscored the Wahoons, 15-1. Freshman Mike O'Koren and John Kuester led the final charge after Ford fouled out with 5:45 to play and Virginia still holding a 64-61 advantage. A layup by Bruce Buckley with 3:37 to play broke a 67-all tie and gave UNC the lead for good. Kuester's take-charge attitude and perfect free throw shooting earned him MVP honors after the Tar Heel title.

1979

Duke defeated UNC in the final game of the regular season to share the regular-season title, but the Tar Heels won the draw for the tournament's top seed and first-round bye. Carolina defeated Maryland, 102-79, in the semifinals, as five Tar Heels scored in double figures. Al Wood led with 19 points on 8 of 10 shooting.

Carolina beat Duke in the finals, 71-63. Dudley Bradley scored 16 points with seven steals

ACC TOURNAMENT SERIES RECORDS	
Boston College	1-1
Clemson	15-1
Duke	8-12
Florida State	4-2
Georgia Tech	4-5
Maryland	13-3
Miami	1-0
NC State	12-4
South Carolina	4-2
Virginia	11-3
Virginia Tech	2-0
Wake Forest	13-8
Total	88-41

and four assists and earned MVP honors. O'Koren had 18 points and eight rebounds and was 10 for 11 from the free throw line. The Tar Heels turned the ball over just seven times and forced 14 Duke miscues. O'Koren and Dave Colescott, who averaged 15 and 12.5 points per game in the tournament, respectively, also were first-team selections.

1981

UNC beat Wake Forest, 58-57, in one semifinal as Mike

Pepper nailed a 16-foot jumper with eight seconds to play. Sam Perkins scored 18 points and pulled down 15 rebounds and James Worthy added 12 points and 11 rebounds. The Deacons led 53-46 but Pepper and Perkins each hit two baskets. The second basket by Perkins gave UNC a 56-55 lead with 4:12 to play. Alvis Rogers hit an 11-foot jumper to give Wake the lead back with 1:30 to play, but Pepper hit the game-winner with eight seconds to go.

Carolina and Maryland met in the final in the Capital Centre in Landover, Md. The game was tied seven times in the second half, but the Tar Heels went ahead for good with 2:53 to play on a Jimmy Black steal and lay-up. Wood scored twice in the final two minutes to secure a 61-60 triumph.

Perkins (17.7 points, 8.3 rebounds) became just the second freshman ever, and first since Ford, to be named MVP. Worthy (13 points, 7.7 rebounds) joined Perkins as a first-team All-Tournament selection.

1982

No. 1-ranked Carolina led No. 2 Virginia, 34-31, at halftime behind Worthy's 16 points. Michael Jordan scored four of the Tar Heels' first five field goals in the second half. His fourth straight field goal, with 8:44 to play, was Carolina's last of the game. Leading 44-43 with 7:34 remaining, Carolina spread the floor and held the ball. Virginia fouled six times over the next 7:06, finally putting Matt Doherty on the foul line for 1-and-1 with 28 seconds left. Doherty hit the first for a two-point edge. Virginia turned the ball over with three seconds to play. Doherty hit two free throws and Ralph Sampson had an uncontested dunk with one second left as Carolina prevailed, 47-45. The field goal by Sampson was the first by the Cavaliers since the 7:34 mark.

Worthy (13.3 points, 8 rebounds), Perkins (9.7 points, 7.3 rebounds) and Jordan (11.7 points, 3 rebounds) were named to the first-team All-Tournament team, and Worthy was named MVP.



Freshman and ACC Tournament MVP Phil Ford cuts the nets in Greensboro in 1975.

CAROLINA IN THE ACC TOURNAMENT

Date	Site	Seeds (UNC-Opp.)	Opponent	W/L	Score	Round
3/4/1954	RAL	5-4	NC State	L	51-52	Quarterfinals
3/3/1955	RAL	5-4	Wake Forest	L	82-95	Quarterfinals
3/1/1956	RAL	2-7	Virginia	W	81-77	Quarterfinals
3/2/1956	RAL	2-3	Wake Forest	L	56-77	Semifinals
3/7/1957	RAL	1-8	Clemson	W	81-61	Quarterfinals
3/8/1957	RAL	1-4	Wake Forest	W	61-59	Semifinals
3/9/1957	RAL	1-6	South Carolina	W	95-75	Championship
3/6/1958	RAL	3-6	Clemson	W	63-51	Quarterfinals
3/7/1958	RAL	3-2	NC State	W	64-58	Semifinals
3/8/1958	RAL	3-4	Maryland	L	74-86	Championship
3/5/1959	RAL	2-7	Clemson	W	93-69	Quarterfinals
3/6/1959	RAL	2-3	Duke	W	74-71	Semifinals
3/7/1959	RAL	2-1	NC State	L	56-80	Championship
3/3/1960	RAL	1-8	Virginia	W	84-63	Quarterfinals
3/4/1960	RAL	1-4	Duke	L	69-71	Semifinals
3/1/1962	RAL	4-5	South Carolina	L	55-57	Quarterfinals
2/28/1963	RAL	3-6	South Carolina	W	93-76	Quarterfinals
3/1/1963	RAL	3-2	Wake Forest	L	55-56	Semifinals
3/5/1964	RAL	5-4	South Carolina	W	80-63	Quarterfinals
3/6/1964	RAL	5-1	Duke	L	49-65	Semifinals
3/4/1965	RAL	4-5	Wake Forest	L	76-92	Quarterfinals
3/3/1966	RAL	4-5	Maryland	W	77-70	Quarterfinals
3/4/1966	RAL	4-1	Duke	L	20-21	Semifinals
3/9/1967	GBO	1-8	NC State	W	56-53	Quarterfinals
3/10/1967	GBO	1-5	Wake Forest	W	89-79	Semifinals
3/11/1967	GBO	1-2	Duke	W	82-73	Championship
3/7/1968	CHAR	1-8	Wake Forest	W	83-70	Quarterfinals
3/8/1968	CHAR	1-4	South Carolina	W	82-79 (OT)	Semifinals
3/9/1968	CHAR	1-3	NC State	W	87-50	Championship
3/6/1969	CHAR	1-8	Clemson	W	94-70	Quarterfinals
3/7/1969	CHAR	1-5	Wake Forest	W	80-72	Semifinals
3/8/1969	CHAR	1-3	Duke	W	85-74	Championship
3/5/1970	CHAR	2-7	Virginia	L	93-95	Quarterfinals
3/11/1971	GBO	1-8	Clemson	W	76-41	Quarterfinals
3/12/1971	GBO	1-5	Virginia	W	78-68	Semifinals
3/13/1971	GBO	1-2	South Carolina	L	51-52	Championship
3/10/1972	GBO	1-4	Duke	W	63-48	Semifinals
3/11/1972	GBO	1-2	Maryland	W	73-64	Championship
3/8/1973	GBO	2-7	Wake Forest	L	52-54 (OT)	Quarterfinals
3/7/1974	GBO	3-6	Wake Forest	W	76-62	Quarterfinals
3/8/1974	GBO	3-2	Maryland	L	85-105	Semifinals
3/6/1975	GBO	2-7	Wake Forest	W	101-100 (OT)	Quarterfinals
3/7/1975	GBO	2-3	Clemson	W	76-71 (OT)	Semifinals
3/8/1975	GBO	2-4	NC State	W	70-66	Championship
3/5/1976	CC	1-4	Clemson	W	82-74	Semifinals
3/6/1976	CC	1-6	Virginia	L	62-67	Championship
3/4/1977	GBO	1-5	NC State	W	70-56	Semifinals
3/5/1977	GBO	1-7	Virginia	W	75-69	Championship
3/2/1978	GBO	1-5	Wake Forest	L	77-82	Semifinals
3/2/1979	GBO	1-4	Maryland	W	102-79	Semifinals
3/3/1979	GBO	1-2	Duke	W	71-63	Championship
2/28/1980	GBO	2-7	Wake Forest	W	75-62	Quarterfinals
2/29/1980	GBO	2-6	Duke	L	61-75	Semifinals
3/5/1981	CC	2-7	NC State	W	69-54	Quarterfinals
3/6/1981	CC	2-3	Wake Forest	W	58-57	Semifinals
3/7/1981	CC	2-4	Maryland	W	61-60	Championship
3/5/1982	GBO	1-8	Georgia Tech	W	55-39	Quarterfinals
3/6/1982	GBO	1-4	NC State	W	58-46	Semifinals
3/7/1982	GBO	1-2	Virginia	W	47-45	Championship
3/11/1983	ATL	1-8	Clemson	W	105-79	Quarterfinals
3/12/1983	ATL	1-4	NC State	L	84-91 (OT)	Semifinals
3/9/1984	GBO	1-8	Clemson	W	78-66	Quarterfinals
3/10/1984	GBO	1-4	Duke	L	75-77	Semifinals
3/8/1985	ATL	2-7	Wake Forest	W	72-61 (OT)	Quarterfinals
3/9/1985	ATL	2-3	NC State	W	57-51	Semifinals
3/10/1985	ATL	2-1	Georgia Tech	L	54-57	Championship
3/7/1986	GBO	3-6	Maryland	L	75-85	Quarterfinals
3/6/1987	CC	1-8	Maryland	W	82-63	Quarterfinals
3/7/1987	CC	1-4	Virginia	W	84-82 (2OT)	Semifinals
3/8/1987	CC	1-6	NC State	L	67-68	Championship
3/11/1988	GBO	1-8	Wake Forest	W	83-62	Quarterfinals
3/12/1988	GBO	1-5	Maryland	W	74-64	Semifinals
3/13/1988	GBO	1-3	Duke	L	61-65	Championship
3/10/1989	ATL	4-5	Georgia Tech	W	77-62	Quarterfinals
3/11/1989	ATL	4-8	Maryland	W	88-58	Semifinals
3/12/1989	ATL	4-2	Duke	W	77-74	Championship
3/9/1990	CHAR	4-5	Virginia	L	85-92 (OT)	Quarterfinals
3/8/1991	CHAR	2-7	Clemson	W	67-59	Quarterfinals
3/9/1991	CHAR	2-6	Virginia	W	76-71	Semifinals
3/10/1991	CHAR	2-1	Duke	W	96-74	Championship
3/13/1992	CHAR	3-6	Wake Forest	W	80-65	Quarterfinals
3/14/1992	CHAR	3-2	Florida State	W	80-76	Semifinals
3/15/1992	CHAR	3-1	Duke	L	74-94	Championship
3/12/1993	CHAR	1-8	Maryland	W	102-66	Quarterfinals
3/13/1993	CHAR	1-5	Virginia	W	74-56	Semifinals
3/14/1993	CHAR	1-6	Georgia Tech	L	75-77	Championship
3/11/1994	CHAR	2-7	Florida State	W	83-69	Quarterfinals
3/12/1994	CHAR	2-3	Wake Forest	W	86-84 (OT)	Semifinals
3/13/1994	CHAR	2-4	Virginia	W	73-66	Championship
3/10/1995	GBO	2-7	Clemson	W	78-62	Quarterfinals
3/11/1995	GBO	2-3	Maryland	W	97-92 (OT)	Semifinals
3/12/1995	GBO	2-1	Wake Forest	L	80-82 (OT)	Championship
3/8/1996	GBO	3-6	Clemson	L	73-75	Quarterfinals
3/7/1997	GBO	3-6	Virginia	W	78-68	Quarterfinals
3/8/1997	GBO	3-2	Wake Forest	W	86-73	Semifinals
3/9/1997	GBO	3-8	NC State	W	64-54	Championship
3/6/1998	GBO	2-8	NC State	W	73-46	Quarterfinals
3/7/1998	GBO	2-3	Maryland	W	83-73 (OT)	Semifinals
3/8/1998	GBO	2-1	Duke	W	83-88	Championship
3/5/1999	CHAR	3-6	Georgia Tech	W	78-49	Quarterfinals
3/6/1999	CHAR	3-2	Maryland	W	86-79	Semifinals
3/7/1999	CHAR	3-1	Duke	L	73-96	Championship
3/10/2000	CHAR	4-5	Wake Forest	L	52-58	Quarterfinals
3/9/2001	ATL	1-9	Clemson	W	99-81	Quarterfinals
3/10/2001	ATL	1-5	Georgia Tech	W	70-63	Semifinals
3/11/2001	ATL	1-2	Duke	L	53-79	Championship
3/8/2002	CHAR	7-2	Duke	L	48-60	Quarterfinals
3/14/2003	GBO	7-2	Maryland	W	84-72	Quarterfinals
3/15/2003	GBO	7-3	Duke	L	63-75	Semifinals
3/12/2004	GBO	5-4	Georgia Tech	L	82-83	Quarterfinals
3/11/2005	DC	1-9	Clemson	W	88-81	Quarterfinals
3/12/2005	DC	1-5	Georgia Tech	L	75-78	Semifinals
3/10/2006	GBO	2-7	Virginia	W	79-67	Quarterfinals
3/11/2006	GBO	2-3	Boston College	L	82-85	Semifinals
3/9/2007	TAM	1-9	Florida State	W	73-58	Quarterfinals
3/10/2007	TAM	1-4	Boston College	W	71-56	Semifinals
3/11/2007	TAM	1-10	NC State	W	89-80	Championship
3/14/2008	CHAR	1-9	Florida State	W	82-70	Quarterfinals
3/15/2008	CHAR	1-4	Virginia Tech	W	68-66	Semifinals
3/16/2008	CHAR	1-3	Clemson	W	86-81	Championship
3/13/2009	ATL	1-8	Virginia Tech	W	79-76	Quarterfinals
3/14/2009	ATL	1-4	Florida State	L	70-73	Semifinals
3/11/2010	GBO	10-7	Georgia Tech	L	58-62	First Round
3/11/2011	GBO	1-9	Miami	W	61-59	Quarterfinals
3/12/2011	GBO	1-4	Clemson	W	92-87 (OT)	Semifinals
3/13/2011	GBO	1-2	Duke	L	58-75	Championship
3/9/2012	ATL	1-8	Maryland	W	85-69	Quarterfinals
3/10/2012	ATL	1-5	NC State	W	69-67	Semifinals
3/11/2012	ATL	1-3	Florida State	L	82-85	Championship

*UNC did not compete in the ACC Tournament in 1961
 *UNC received Quarterfinal byes in 1972, '76, '77, '78, '79

Key to Sites: ATL=Omni (1983, 1985, 1989)/Georgia Dome (2001, 2009)/Philips Arena (2012), Atlanta, Ga.; CC= Capital Centre, Landover, Md.; CHAR=Charlotte Coliseums (1968-2002)/Charlotte Bobcats Arena (2008), Charlotte, N.C.; DC=MCI Center, Washington, D.C.; GBO=Greensboro Coliseum, Greensboro, N.C.; RAL=Reynolds Coliseum, Raleigh, N.C.; TAM=St. Pete Times Forum, Tampa, Fla.

1989

Carolina breezed to the championship game, recording a 15-point win over Georgia Tech and a 30-point rout of eighth-seeded Maryland, which had knocked off No. 1 seed NC State.

The 1989 ACC championship game was one of the most memorable and intense meetings ever between Carolina and Duke. Both teams had won regular-season games on the other's home floor.

Stifling defense by both teams led to 44 turnovers, 26 of which the Tar Heels committed. J.R. Reid had 14 points and nine rebounds and

Steve Bucknall had 10 points and five assists to lead UNC. The game was tied five times in the second half and Duke led just once, with 5:28 to play. Bucknall hit a driving basket and free throw with 1:46 remaining to break a 66-all tie. Bucknall and King Rice both went 4 for 4 from the line to clinch the win.

Reid (16.0 points, 8.0 rebounds per game) won MVP honors. Senior point guard Jeff Lebo (10.7 points, 3.0 assists) joined him on the first-team.

1991

After hard-fought victories over Clemson and Virginia, the Tar Heels met a Duke team in the championship game that had swept the regular-season series from UNC. Carolina raced out to a 15-4 lead and thrashed Duke, 96-74. Fox made 10 of 16 field goal attempts for 25 points and Hubert Davis netted 17. Rice had 12 points and seven assists and did not commit a turnover. Fox averaged 17.3 points and 9 rebounds over the three games and was named MVP. Davis averaged 13.7 points and hit nearly 64 percent from three-point range in the Tournament.

CAROLINA IN THE ACC TOURNAMENT

The win was the largest in the finals since Carolina beat NC State, 87-50, in 1968.

1994

Carolina faced Wake Forest in the semifinal in what proved to be one of the most exciting games in ACC Tournament history. Wake Forest led, 76-70, with 2:15 to play, but Derrick Phelps helped cut the deficit to three with 11 seconds left. Phelps then made the first of two free throws and rebounded his own miss on the second. He fed Dante Calabria who drove the lane and hit a twisting bank shot with three seconds remaining for a tie at 81.

Carolina led 84-81 in overtime, but a three-pointer by Rusty LaRue tied the game with 39 seconds left. UNC freshman Jerry Stackhouse, the Tournament's MVP, hit the game-winner on a baseline drive with five seconds to play. Wake Forest guard Randolph Childress, who scored 31 points, just missed a long three-pointer as the clock expired.

Stackhouse had 14 points and seven rebounds and Eric Montross added 12 points and nine rebounds to lead Carolina past Virginia, 73-66, in the title game.

1997

The Tar Heels lost their first three ACC regular-season games, but rallied to go 8-0 in the second half to finish tied for second place. Carolina then swept past Virginia, Wake Forest and NC State to claim its 14th Tournament title. Junior guard Shammond Williams earned MVP honors, averaging 20.0 points and 5.0 assists.

Antawn Jamison scored 24 points and grabbed 10 rebounds and point guard Ed Cota had 11 points and 10 assists in the 78-68 quarterfinal win over Virginia. Williams made eight of 11 shots, including four of seven three-pointers, in an 86-73 triumph over the Tim Duncan-led Demon Deacons in the semifinals.

In the championship game, Williams again led Carolina with 23 points, nine of which came on a trio of three-point baskets in a 2:02 span midway through the second half. Jamison added 17 points and a game-high 11 rebounds. Carolina shot 59.0 percent from the floor.

1998

Carolina repeated as Tournament champions for the first time since 1981-82 with victories over NC State, Maryland and Duke. Those wins avenged regular-season losses against the same three opponents. Jamison injured a muscle in the overtime win over the Terrapins in the semifinal, and was questionable for Sunday's championship game. However, Jamison was relentless against the Blue Devils, sparking UNC to a 15-point win over the nation's top-ranked team with a 22-point, 18-rebound effort that ranks as one of the finest in championship game history.

Jamison had 25 points in the opening round win over the Wolfpack. The Tar Heels trailed

CAROLINA'S ACC TOURNAMENT MATRIX											
Opp. Seed	#1	#2	#3	#4	#5	#6	#7	#8	#9	#10	Total
#1	—	4-3	3-2	10-4	8-2	1-3	1-0	14-0	5-0	1-0	47-14
UNC's #2	2-3	—	7-2	3-0	0-0	1-1	10-2	1-0	0-0	—	24-8
Seed #3	0-2	4-2	—	0-1	0-0	6-1	0-1	1-0	0-0	—	11-7
#4	0-1	1-0	0-0	—	2-4	0-0	0-0	1-0	0-0	—	4-5
#5	0-1	0-0	0-0	1-3	—	0-0	0-0	0-0	0-0	—	1-4
#7	—	1-1	0-1	—	—	—	—	—	—	—	1-2
#10	—	—	—	—	—	—	0-1	—	—	—	0-1
Overall Record											88-41

throughout much of the second half against Maryland, but rallied behind Shammond Williams to force overtime. Williams added 10 points in the extra stanza to lead Carolina to an 83-73 triumph.

Carolina's win over Duke in the championship game was UNC's sixth in title game matchups against the Blue Devils. The game was tied at 57 with less than 11 minutes to play, but the Tar Heels reeled off the next 13 points. Carolina finished the game shooting 54.4 percent from the floor, while Duke hit on just 32.8 percent of its field goal attempts. Williams and Vince Carter had 19 and 16 points, respectively.

2007

Carolina won its 16th ACC Tournament in 2007 in Tampa, Fla., with wins over Florida State, Boston College and NC State. Prior to 2007, the last time UNC had won both a share of the ACC regular season title and the ACC Tournament in the same season was 1982.

As the Tournament's top seed, Carolina beat No. 9 seed Florida State in the quarterfinals. Wayne Ellington scored 18 points to lead four double-figure scorers in the win over the Seminoles. Brandan Wright scored 20 points to lead the top-seeded Tar Heels to a 71-56 win over No. 4 seed Boston College in the semifinals.

All five Tar Heel starters scored in double figures as Carolina beat NC State, 89-80, in the final. Reyshawn Terry scored eight consecutive points in a late-game stretch to capture the win.


Wright was named MVP, becoming the fifth freshman and fourth Tar Heel freshman to do so. Wright joined UNC's Phil Ford (1978), Sam Perkins (1981) and Jerry Stackhouse (1994) and Duke's Jason Williams (2000) as those to accomplish the feat. Wright, Ellington and Ty Lawson made the All-ACC Tournament team, the first time three freshmen from the same team ever earned that honor.

2008

Carolina beat Florida State, Virginia Tech and Clemson to win the 2008 ACC title, its second in a row and an ACC-record 17th overall. The Tar Heels have won back-to-back ACC Tournament titles five times — 1967-68, 1968-69, 1981-82, 1997-98 and 2007-08.

Tyler Hansbrough, Wayne Ellington and Marcus Ginyard were named to the ACC All-Tournament First Team.

Virginia Tech led most of the game in the semifinals. Ellington hit a pair of three-pointers



Vince Carter and Carolina won its second consecutive ACC title in 1998.



MVP Tyler Hansbrough celebrates his 2008 game-winner vs. Virginia Tech.

late to tie the game before Hansbrough hit a baseline jump shot with 0.8 seconds left for a 68-66 win. Ellington made 10 of 13 shots from the floor and had 24 points in the championship game win over Clemson.

Hansbrough had 26 points and nine rebounds against the Hokies and 18 points and 11 rebounds in the finals to earn MVP honors.

TAR HEEL FANTASTIC FINISHES

1957 Season

The Tar Heels had to pull out numerous close games to preserve their perfect 32-0 record and NCAA title. Win No. 17 was a 65-61 triumph over Maryland in double overtime. Tommy Kearns' free throws provided the winning margin in the 18th consecutive win, 75-73, over Duke. The Tar Heels beat Wake Forest for the fourth time in that one year in the ACC Tournament semifinals. Carolina trailed with less than a minute left, but squeaked out a 61-59 win.

Those close games were nothing compared to the drama that unfolded in the Final Four in Kansas City. The Tar Heels won back-to-back triple overtime games against Michigan State and Kansas to capture UNC's first NCAA championship. Pete Brennan's jumper against Michigan State was a key play that extended the game into the second overtime. Joe Quigg's two free throws with six seconds remaining in the third overtime gave Carolina a 54-53 win over Kansas and Wilt Chamberlain in the final. In 1999, Sports Illustrated selected the 1957 NCAA title game as its second-favorite game of all-time.

UNC 87, Davidson 85 March 15, 1969

Charles Scott almost single-handedly carried the Tar Heels to victory in the NCAA East Regional final in College Park, Md. Scott connected on 10 of 14 field goal attempts in the second half. Davidson had the ball with 1:05 remaining and the score tied, 85-85, but Gerald Tuttle drew a charge for the Tar Heels. Scott hit a 20-footer with three seconds left and Carolina advanced to its third consecutive Final Four.

UNC 73, Duke 71 January 19, 1974

The Tar Heels defeated the Blue Devils on a last-second shot at Cameron Indoor Stadium. The Tar Heels rallied to tie the score and Duke had the ball at half-court with four seconds left. Bobby Jones stole the inbounds pass and hit an off-balance lay-up with one second left to give Carolina a 73-71 win.

UNC 96, Duke 92 (OT) March 2, 1974

In one of the most famous comebacks in college basketball, the Tar Heels rallied from eight points down with 17 seconds remaining against Duke to force overtime. Trailing 86-78, Bobby Jones made both ends of a one-and-one with just 17 seconds left. John Kuester cut the deficit to four with 13 seconds to play with a lay-up after Duke threw away the inbounds pass. The Blue Devils again lost the inbounds pass and Jones cut the deficit to two on a put-back off an Ed Stahl miss. Six seconds remained. The Tar Heels fouled Pete Kramer with four seconds left, and he missed the front end of the one-and-one. Stahl grabbed the rebound and called a timeout with three ticks left. Mitch Kupchak in-bounded the ball to Walter Davis, who launched a 25-foot shot as time expired. The shot banked off the glass to tie the score at 86-86. Carmichael Au-



The UNC bench jumps for joy as Charles Scott hits the game-winner as time expires, giving the Tar Heels an 87-85 win over Davidson in the 1969 NCAA East Regional Final.

ditorium erupted and Carolina went on to win 96-92 in overtime.

UNC 101, Wake Forest 100 (OT) March 6, 1975


Carolina trailed Wake Forest, 90-82, with 50 seconds remaining in the ACC quarterfinals. Phil Ford hit a 20-footer with 43 ticks left and Mitch Kupchak followed a Deacon turnover with a driving layup with 34 seconds to play. Wake Forest's inbounds pass grazed the scoreboard, turning the ball back to Carolina. Walter Davis scored to make it 90-88 with 29 seconds left. The Deacons failed to convert two one-and-one opportunities before Brad Hoffman drove the baseline and nailed a 12-footer to tie the game with two seconds left. The Tar Heels pulled out the 101-100 win in overtime and went on to capture the ACC title two days later.

UNC 70, NC State 69 January 17, 1979

Carolina charged out to a 40-19 halftime lead and led by 17 with 10:30 to play, but the Wolfpack got hot. Kenny Matthews hit a jumper with 32 seconds left that gave State a 69-68 lead. Dudley Bradley missed a jumper for the Tar Heels and State grabbed the rebound with 16 seconds left. Reynolds Coliseum celebrated. But Bradley stole the ball from Clyde Austin at mid-court and drove in for the game-winning dunk and a 70-69 triumph.

UNC 63, Georgetown 62 March 29, 1982

Michael Jordan hit a jumper from the left wing with 17 seconds to play to give Dean Smith his first national championship. Final Four MVP James Worthy had 28 points, but it



Dudley Bradley's steal and dunk in the final seconds gave the Tar Heels a 70-69 win at NC State on January 17, 1979.

TAR HEEL FANTASTIC FINISHES

was the freshman Jordan who took a pass from Jimmy Black and made the game-winning shot. Worthy stole an errant pass from Hoya forward Fred Brown in the final seconds to clinch the title.

UNC 70, Tulane 68 (3 OT) November 30, 1982

John Williams made two free throws with eight seconds to play to give Tulane a 53-51 edge. Michael Jordan was whistled for an offensive foul with four seconds remaining, and it appeared the Tar Heels would start a season with three successive losses for the first time since 1928-29. However, Jordan stole the inbounds pass and hit a 24-foot prayer at the buzzer to tie the game. Carolina prevailed, 70-68, in triple overtime.

UNC 64, Virginia 63 February 10, 1983

Carolina trailed second-ranked Virginia by 16 points in the second half and was down 63-53 with 4:12 remaining. Jimmy Braddock hit a three-pointer and Matt Doherty and Sam Perkins each converted one-and-ones to close the gap to 63-60 with 2:54 remaining. Virginia held the ball and Perkins was forced to foul Ralph Sampson with 1:20 left. The All-America center missed the front end of his one-and-one. Braddock missed a three-pointer, but Michael Jordan was there to put in the rebound. As Rick Carlisle dribbled up-court, Jordan stole the ball and slammed it home for a 64-63 Tar Heel lead. Carlisle missed a last-second shot, and Jordan grabbed the rebound in front of a delirious Carmichael crowd.

UNC 75, Maryland 74 January 9, 1985

Lefty Driesell's Maryland Terrapins seemed poised to knock off Carolina at Carmichael Auditorium. The Terps led 72-69 with 23 seconds left and Keith Gatlin on the line for a one-and-one. The 83 percent foul shooter missed the front end and UNC's Kenny Smith sank a jump shot with 16 seconds left. Adrian Branch, a 78 percent free-throw shooter, also missed. Dave Popson provided the winning points with a high-arching jumper with nine seconds to play. Curtis Hunter's steal and free throws secured the win.

UNC 60, Notre Dame 58 March 16, 1985

In the second round of the NCAA Tournament, the higher-seeded Tar Heels had to play at Notre Dame. Tied at 58 with 1:38 left, the Irish held for the last shot. Irish point guard David Rivers lost control of the ball, enabling Curtis Hunter to scoop it up and make a lead pass to Kenny Smith. Smith slammed it home, then



Walter Davis (No. 24) capped a furious, eight-point comeback in the final 17 seconds of regulation with this 25-foot shot at the buzzer on March 2, 1974. Carolina went on to defeat Duke, 96-92, in overtime.

stole the inbounds pass to seal the win.

UNC 96, Syracuse 93 (OT) November 21, 1987

Undermanned Carolina faced top-ranked Syracuse in the Hall of Fame Tip-Off Classic and the Orange led by 14 with 15:39 to play. Carolina stormed back and sent the game into overtime when freshman Pete Chilcutt hit a turnaround jumper at the horn to tie the game at 85.

UNC 80, James Madison 79 November 24, 1989

The Tar Heels trailed Lefty Driesell's Dukes, 79-70, with less than a minute to play in the Maui Classic. An offensive rebound basket by Rick Fox and a steal and three-pointer by Hubert Davis cut the deficit to four with 48 seconds to play. Pete Chilcutt hit a three to pull within one with 10 ticks remaining. The Tar Heels had one last chance after a JMU player stepped out of bounds and King Rice tossed an off-balance runner from the top of the key that banked in at the buzzer.

UNC 79, Oklahoma 77 March 17, 1990

The Tar Heels trailed No. 1 ranked Oklahoma, 74-73, with 55 seconds to play when Rick Fox nailed a three-pointer from 25 feet away. The Sooners answered with a conventional three-point play and led, 77-76, but King Rice was fouled with 10 seconds left. Rice hit the first shot, but missed the second. The rebound went out-of-bounds to Carolina with eight seconds to

play. Fox hit a driving bank shot off the glass as time expired that gave the Tar Heels a 79-77 win and a 10th consecutive trip to the Sweet 16.

UNC 80, Wake Forest 78 February 8, 1992

Just three days after knocking off No. 1 Duke, Carolina rallied from 22 points behind to defeat Wake Forest, 80-78, on Brian Reese's jumper at the buzzer. The comeback was the largest in Tar Heel history. UNC trailed by 20 with 14:49 to play and by 11 with 6:17 to go before a 10-0 run cut the Deacs lead to 75-74. Pat Sullivan tied the game at 78 with a pair of free throws with 38 seconds left. Reese set up the final possession with a steal with 16 seconds to go. He drove the lane and missed, but grabbed his own rebound and launched a 12-footer at the buzzer for the win.

UNC 82, Florida State 77 January 27, 1993

The Seminoles jumped out to a 45-28 advantage at the half and later extended the lead to as many as 21 points. Carolina trailed 73-54 with less than nine minutes to play. The Tar Heels, keyed by a pair of three-pointers by Henrik Rodl, then ran off 15 straight points and Eric Montross hit a jump hook with 1:59 left to cut the FSU lead to 77-76. George Lynch stole a crosscourt pass by Charlie Ward and slammed the ball home to give Carolina a 78-77 lead. Clutch foul shooting by Donald Williams sealed the 82-77 victory. The Tar Heels outscored the Seminoles 28-4 over the last nine minutes.

1993 NCAA Tournament

In the run to the national championship, the Tar Heels had to overcome double-digit deficits on three different occasions. Carolina trailed Arkansas, 25-14, more than 10 minutes into the first half of the East Regional semifinal. Sparked by George Lynch and Donald Williams, the Tar Heels went on a 14-3 run to tie the game at 28. Carolina fell behind 38-31 before knotting the score at 45 at halftime and eventually prevailing 80-74.

The Tar Heels trailed Cincinnati 29-14 in the regional final with less than seven minutes remaining in the first half. The Bearcats' Nick Van Exel hit his sixth three-pointer of the half with 4:50 remaining to chalk up his 21st point and a 33-20 lead. Led by Derrick Phelps' defense, Carolina cut the deficit to one by halftime, held Van Exel to only two points in the final 20 minutes and pulled out a 75-68 overtime win.

The Tar Heels fell behind Michigan, 23-13, in the national championship game. Carolina went on a 12-2 run to tie the game, capped off by a three-pointer by Donald Williams. Carolina took a 42-36 halftime lead and went on to win

TAR HEEL FANTASTIC FINISHES

the title, 77-71. Williams finished with 25 points and hit four free throws in the final minutes to secure the win.

UNC 86, Wake Forest 84 (OT) March 12, 1994

The Tar Heels erased a five-point deficit in the final 1:15 of regulation to down the Demon Deacons, 86-84, in overtime in the ACC semifinals. Leading 81-78, Wake Forest chose to foul Derrick Phelps with 11.8 seconds left. Phelps made the first free throw and missed the second, but grabbed the rebound. He found Dante Calabria, whose baseline drive and basket with 3.8 ticks left tied the score at 81. Freshman Jerry Stackhouse took a pass from Phelps and hit a driving shot to win the game, 86-84. Carolina went on to win its 13th ACC title the next day with a 73-66 victory over Virginia.

UNC 62, Wake Forest 61 January 28, 1995

Winston-Salem was the stage for a battle between sophomore centers Rasheed Wallace and Tim Duncan. Duncan had 18 points, 17 rebounds and seven blocks, and Wallace countered with 17 points, 10 rebounds and three blocks. Carolina trailed Wake Forest 53-43 with 6:39 left. Strong inside play from Wallace and the three-point shooting of Jeff McInnis and Donald Williams brought UNC to within one at 61-60. Williams then hit a running one-hander from the right side of the lane with 5.5 seconds remaining for a 62-61 win.

UNC 102, Duke 100 (2 OT) February 2, 1995

The Tar Heels jumped out to a 26-9 lead on a spectacular reverse dunk by Jerry Stackhouse over two Blue Devils. Duke pulled within five at halftime and led by as many as 12 in the second half. UNC battled back from a nine-point deficit with 6:18 remaining to force overtime. The Tar Heels led by nine, but Duke made three three-pointers, including a 30-footer from Jeff Capel at the buzzer, to knot the score at 95 and force a second overtime. Donald Williams hit a pair of 12-footers in the second OT and Jeff McInnis had a steal and lay-up with under a minute to play to give Carolina a 102-100 win. Stackhouse and Rasheed Wallace each had 25 points and Williams added 24 in one of the greatest college basketball games ever played.

UNC 73, Duke 72 January 31, 1996

The Blue Devils' lead was three when Ademola Okulaja grabbed an offensive rebound and scored to make it 69-68 with 1:55 to go. Steve Wojciechowski hit a three-pointer for a 72-68 Duke lead with 1:13 to play, but Shammond Williams countered with a three of his own 15 seconds later. Duke turned the ball over and the Tar Heels nearly returned the favor, but Williams forced a jump ball after a scramble. Possession favored UNC and Jeff McInnis drove into the lane and fed Serge Zwikker, whose shot

Bob Donnan



Jerry Stackhouse scored 25 points in the 102-100, double-overtime win at Duke in 1995.

was blocked by Greg Newton. Dante Calabria tipped the loose ball in for a 73-72 lead. Duke had one final chance to win, but Ricky Price's baseline jumper at the buzzer hit the front of the rim.

UNC 59, NC State 56 January 15, 1997

The Tar Heels began ACC play with three straight losses for the first time in history. Carolina led 36-28 at halftime, but did not score a field goal in the second half until the 8:09 mark and had just two baskets in the first 18 minutes of the second stanza. The Wolfpack led 56-47 with 2:00 to play, but the Tar Heels went on a 12-0 run to finish the game. Antawn Jamison began the rally by forcing a steal and Shammond Williams hit a lay-up to pull within seven. Williams hit a three-pointer and Jamison added a lay-up to pull within two points with 50 seconds to play. Trailing by one with 28 seconds left, Carolina fouled and State missed the front end of a one-and-one. The Tar Heels went ahead for good with 12 seconds to play as Ademola Okulaja fed Jamison on the low block for a lay-up. Vince Carter stole the inbounds pass after the go-ahead score to secure the win.

UNC 45, NC State 44 February 12, 1997

This was the lowest scoring output in a win during Dean Smith's 36 years as head coach. The Tar Heels trailed 28-19 at the half, but pulled within 42-41 with 7:25 to play. Neither

team scored until a Damon Thornton basket with 2:03 left gave State a 44-41 advantage. Serge Zwikker scored for UNC to make it 44-43. With 12.3 seconds to play, Antawn Jamison forced a turnover and freshman point guard Ed Cota drove to the left baseline and lofted a float-er which found the net with 4.5 seconds remaining. Vince Carter blocked State's last shot at the buzzer to clinch the victory.

UNC 107, Ga. Tech 100 (2 OT) February 8, 1998

The Tar Heels let a seven-point lead slip away in the final minute of regulation, but Shammond Williams put on an awesome three-point shooting display as Carolina prevailed, 107-100, in double-overtime in Atlanta. Williams forced a second overtime with a pair of free throws with six seconds left in the first extra period. In the second OT, Williams scored 12 of his career-high 42 points, including two three-pointers.

UNC 74, Tennessee 69 March 24, 2000

Carolina was unranked for the first time in 10 years and entered the NCAA Tournament as the No. 8 seed. The Tar Heels trailed 10th-ranked Tennessee, 39-36, at halftime of the regional semifinal. The Vols led by two when UNC center Brendan Haywood fouled out with 8:03 left and led, 64-57, with 4:48 to play. But freshman Joseph Forte hit a three-pointer and Jason Capel had a steal and lay-up to make it 64-62 with 3:41 left. Ed Cota tied the game on a driving lay-up and followed with a jumper to give UNC the lead with 1:59 left. Forte, Julius Peppers and Cota each hit two free throws in the final 0:34 to cap a 15-3 Tar Heel run and a 74-69 win.

UNC 70, Wake Forest 69 January 6, 2001

Brendan Haywood grabbed a loose ball in the lane and scored with 3.3 seconds to play to give the Tar Heels the win over No. 4-ranked and previously undefeated Wake Forest. Haywood finished with 24 points and 10 rebounds. His basket marked the fourth lead change in the final 1:22.

UNC 85, Duke 83 February 1, 2001

Joseph Forte had 24 points, 16 rebounds (a UNC record for guards), six assists and three steals. The Tar Heels blistered the Cameron Indoor Stadium nets by shooting 51.5 percent from the floor. Carolina led by as many as 13 in the first half, but Duke took the lead midway through the second half. Ronald Curry scored six straight points in 48 seconds to give the Tar Heels a 63-59 lead. UNC later built a seven-point lead, but the Blue Devils tied the score with three seconds left. On the ensuing inbounds play, Shane Battier fouled Brendan Haywood and the UNC seven-footer hit both free throws with one second left for the win.

TAR HEEL FANTASTIC FINISHES

UNC 86, Connecticut 83**January 17, 2004**

Rashad McCants scored 27 points against the Huskies for the second straight year and for the second year in a row the Tar Heels upset Connecticut in the Smith Center. McCants scored the last 10 points of the game for Carolina, including a three-pointer with just over six seconds to play. The Huskies would go on to win the national championship. It was Roy Williams' first win as UNC's head coach over a No. 1 ranked team.

UNC 75, Duke 73**March 6, 2005**

Carolina trailed, 73-64, after Blue Devil forward Lee Melchionni hit a three with 3:03 to play. But the Tar Heels outscored Duke, 11-0, the rest of the way to clinch the regular-season ACC title. Trailing by two with less than 30 seconds to play, David Noel stripped Daniel Ewing of the ball and Raymond Felton grabbed the loose ball and called timeout. On the ensuing possession, Felton hit the first of two free throws, Marvin Williams rebounded his missed second free throw and scored the go-ahead basket with 17 seconds to play. Sean May led UNC with 26 points and 24 rebounds.

UNC 75, Illinois 70**April 4, 2005**

Final Four MVP Sean May led UNC with 26 points and 10 rebounds, while Raymond Felton's and Marvin Williams' late heroics gave Roy Williams his first NCAA title. Marvin Williams broke a 70-all tie with a tip-in basket with 1:27 to play. Leading 72-70, Felton, who earlier hit a three-pointer to break a 65-65 tie, stole an Illini pass with 31 seconds to play and hit three of four free throws to cap the win.



Marvin Williams' three-point play clinched the 2005 win over Duke.

Bob Donnan

UNC vs. Clemson**2007-08 Regular Season**

Carolina beat Clemson in a pair of close games during the 2007-08 regular season. In the first meeting on Jan. 6, 2008, in Clemson, Wayne Ellington hit a three-pointer with 0.4 seconds remaining in overtime to give UNC a 90-88 win. Ellington scored a career-high 36 points in the game, connecting on five three-pointers. The final shot by Ellington marked UNC's first late game-winner since David Noel rattled in a three-pointer with 1.8 seconds left on Nov. 19, 2005, to beat Gardner-Webb in the Smith Center and marked Carolina's first overtime win under head coach Roy Williams.

In the return matchup in Chapel Hill on Feb. 10, Tyler Hansbrough scored 13 of his 39 points in the two overtime periods as Carolina rallied from 15 points down to beat the Tigers, 103-93, in double overtime. The Tar Heels trailed by 11 points with 3:12 left to play in regulation before

ing scoring nine straight points to cut the lead to 79-77. Quentin Thomas hit a driving layup to force the first overtime and UNC eventually won in the second extra stanza.

UNC 80, Florida State 77**Jan. 28, 2009**

Ty Lawson sank a game-winning three-pointer as time expired to beat Florida State, 80-77, in Tallahassee in a game in which UNC led by 11 at the half, but trailed by as many as five with less than seven minutes to play. Danny Green's steal and three-point play tied the game at 77 with 1:12 to play, then Tyler Hansbrough forced a turnover by Toney Douglas with 3.2 seconds remaining. Hansbrough inbounded the ball to Lawson, who raced from his own free throw line to just outside the top of the key before launching a floater that found the bottom of the net as the buzzer rang.

2011 ACC Tournament

The Tar Heels trailed by 19 points against Miami in the quarterfinals but rallied for a 61-59 win on a buzzer-beating layup by Tyler Zeller after a drive and pass from freshman point guard Kendall Marshall. It was the largest comeback by UNC in ACC Tournament history. The Hurricanes led, 53-34, with 9:51 to play but Carolina scored 27 of the final 33 points.

The next day, fourth-seeded Clemson led the No. 1-seeded Tar Heels, 38-28, at the half before UNC rallied again for a 92-87 win in overtime. The 10-point halftime deficit is the largest Carolina has ever overcome to win at the ACC Tournament. Harrison Barnes scored 40 points, including 14 in overtime, to tie the ACC freshman scoring record and set a record for freshman scoring in an ACC Tournament game.




Ty Lawson sank this running three-pointer as time expired and the Tar Heels beat Florida State, 80-77, on Jan. 28, 2009.

Michael Erdeivi

NBA LEGACY

Carolina has had 103 players drafted by NBA teams and 44 first-round picks, most in the ACC by a wide margin. Sixteen of those draftees have played for Roy Williams in the last nine seasons.


A 2012 report from the Wall Street Journal found that since 1985, NBA-bound players from North Carolina have earned more money than basketball alumni from any other college.



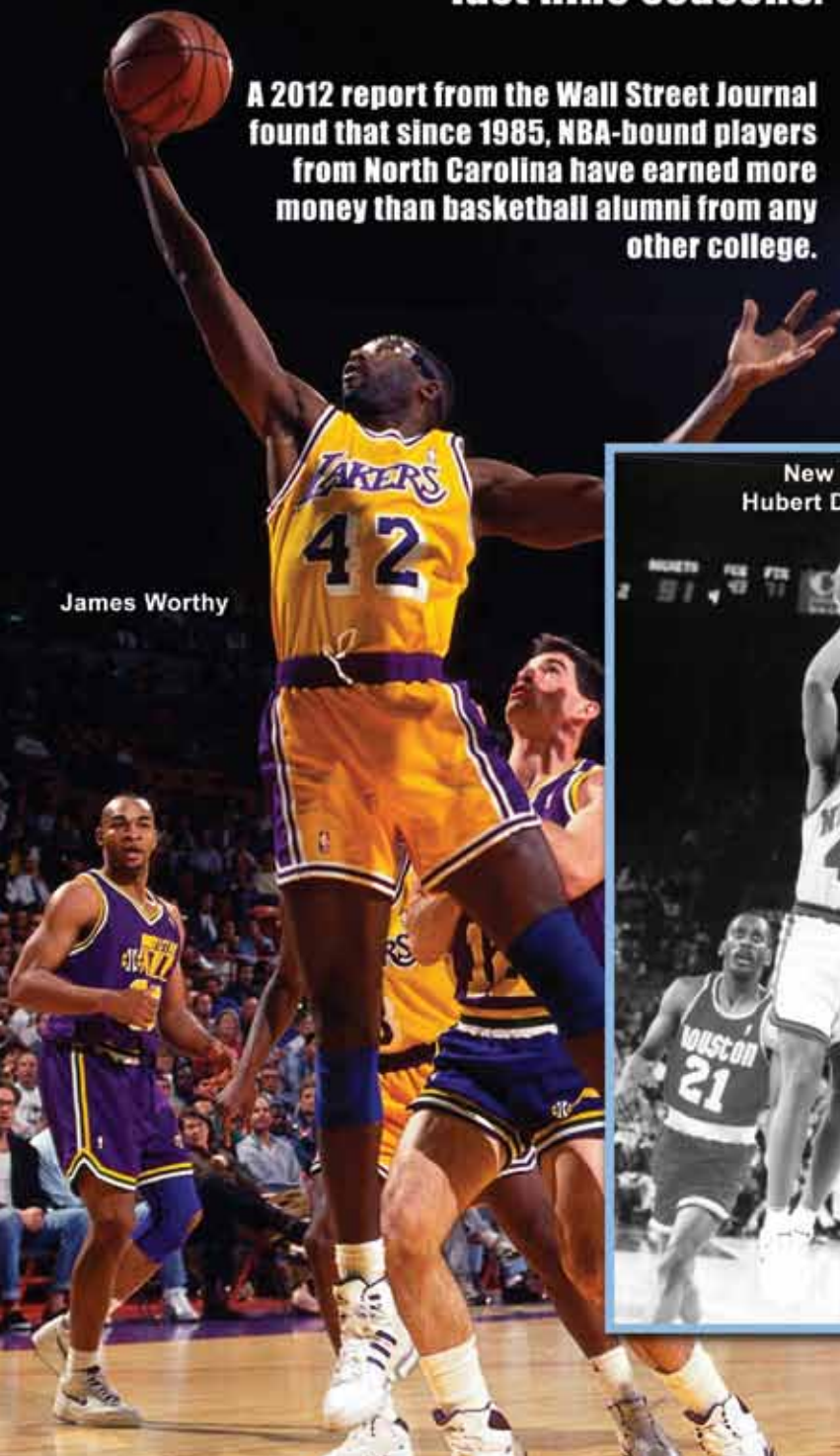
Mitch Kupchak



Rasheed Wallace



New UNC assistant coach Hubert Davis played 12 years in the NBA



James Worthy

"UNC is a plus-four school, meaning that if I rate a player as the 10th-best player in the NBA Draft, being a Tar Heel automatically jumps him to number six. The plus-four rating is based upon the success of former Tar Heels in the NBA."

— John Gabriel,
N.Y. Knicks Scouting Director

Tar Heels in the Pro Ranks

NBA Players

(prior to 2012-13 season)

Harrison Barnes, Golden State

Vince Carter, Dallas

Ed Davis, Toronto

Wayne Ellington, Memphis

Raymond Felton, New York

Danny Green, San Antonio

Tyler Hansbrough, Indiana

Brendan Haywood, Charlotte

John Henson, Milwaukee

Antawn Jamison, L.A. Lakers

Ty Lawson, Denver

Kendall Marshall, Phoenix

Jerry Stackhouse, Brooklyn

Marvin Williams, Utah

Brandan Wright, Dallas

Tyler Zeller, Cleveland

NBA Coaches/Administrators

Dave Hanners, New Orleans asst. coach

Michael Jordan, Charlotte owner

George Karl, Denver head coach

John Kuester, L.A. Lakers advance scout

Mitch Kupchak, L.A. Lakers G.M.

Bob McAdoo, Miami asst. coach

Joe Wolf, Milwaukee asst. coach

Professional Players Overseas

Marcus Ginyard, Poland

Will Graves, Argentina

Justin Knox, Turkey

Kris Lang, Italy

Sean May, France

David Noel, France

Reyshawn Terry, Lebanon

Deon Thompson, Germany

Jawad Williams, France




George Karl



Vince Carter and
Antawn Jamison



Michael Jordan



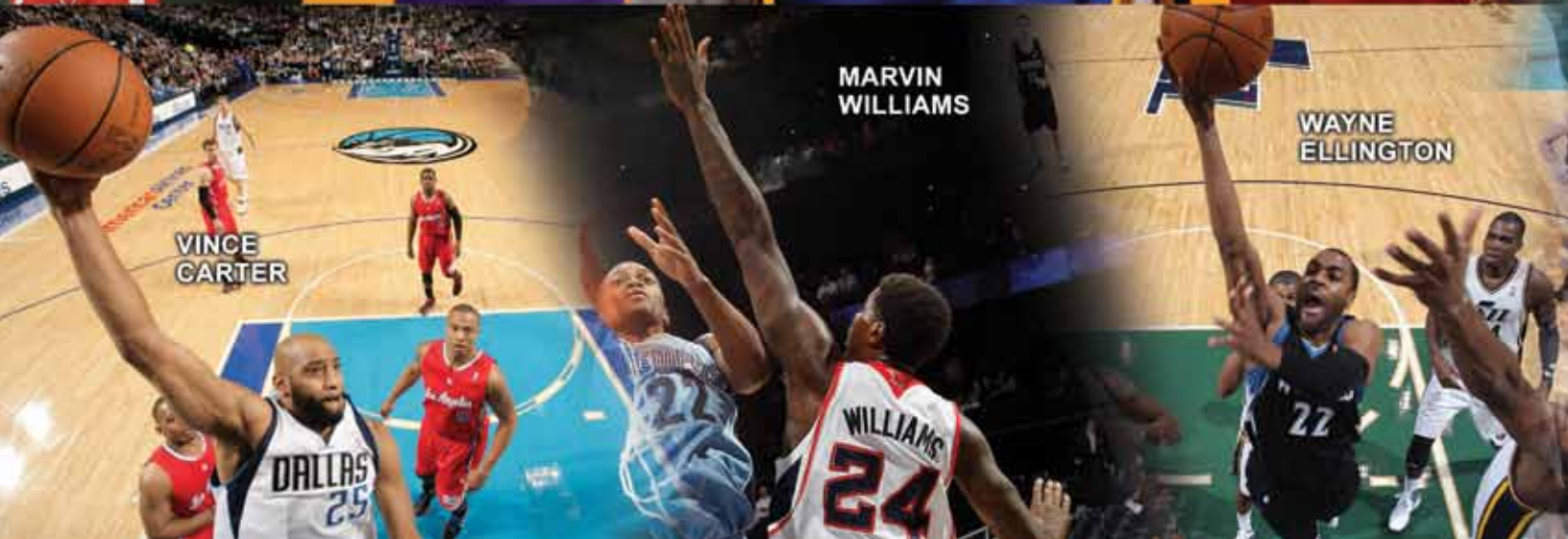
Raymond Felton and
Marvin Williams

TAR HEELS IN THE NBA



Carolina has produced 44 NBA first-round draft picks, including 33 since 1980 to lead the nation.

2012 First-Round Picks:
John Henson, Kendall Marshall,
Harrison Barnes and Tyler Zeller




VINCE CARTER

MARVIN WILLIAMS

WAYNE ELLINGTON

TAR HEELS IN THE NBA



BRANDAN WRIGHT

JERRY STACKHOUSE

RAYMOND FELTON

BRENDAN HAYWOOD

TYLER HANSBROUGH

"When it comes to impact on the NBA, one program clearly stands apart from the rest. Two schools, North Carolina and UCLA, have developed the most quality NBA talent over the span of the last 60 years of league history, and over the last 25 years the Tar Heels have left the Bruins far behind. Carolina has had more first round draft picks than any other program. Those draft picks have gone on to consistently meet or beat expectations for their performance in the NBA. As icing on the cake, Carolina has also had more former players develop into winning NBA coaches than any other college program, and in this regard there is not even a close second."

- DraftExpress.com

ED DAVIS

ANTAWN JAMISON

TY LAWSON

DANNY GREEN

VINCE CARTER



Vince Carter ◀ Dallas Mavericks

- Fifth overall pick in the 1998 NBA Draft
- Eight-time All-Star, receiving the most votes three times
- One of the top 35 scorers in NBA history with over 20,000 career points



Ed Davis ♦ Toronto Raptors

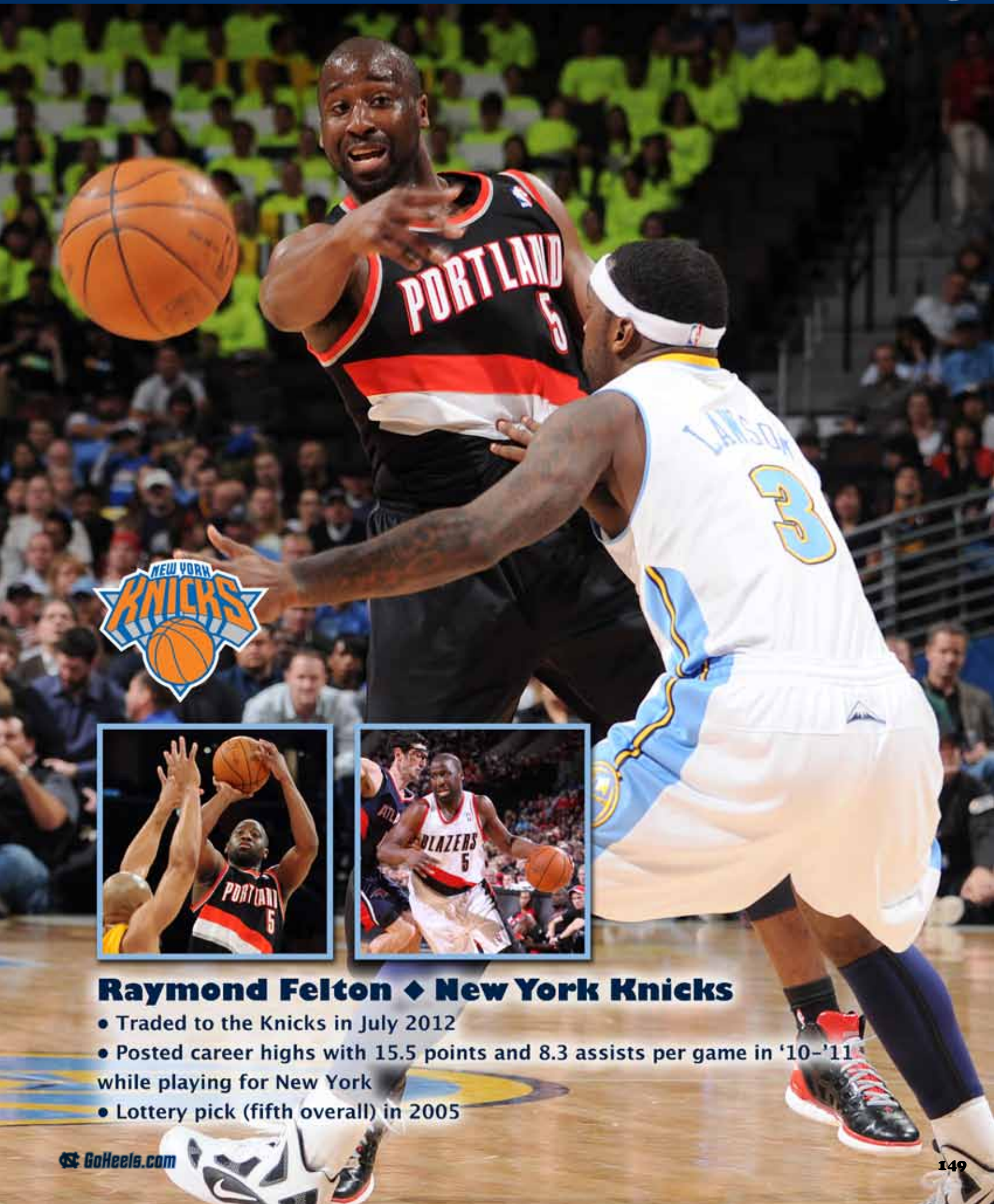
- 13th overall choice in the 2010 NBA Draft
- One of 10 Tar Heel lottery picks in the last eight years
- An efficient rebounder and improving offensive player

WAYNE ELLINGTON



Wayne Ellington ◀ Memphis Grizzlies

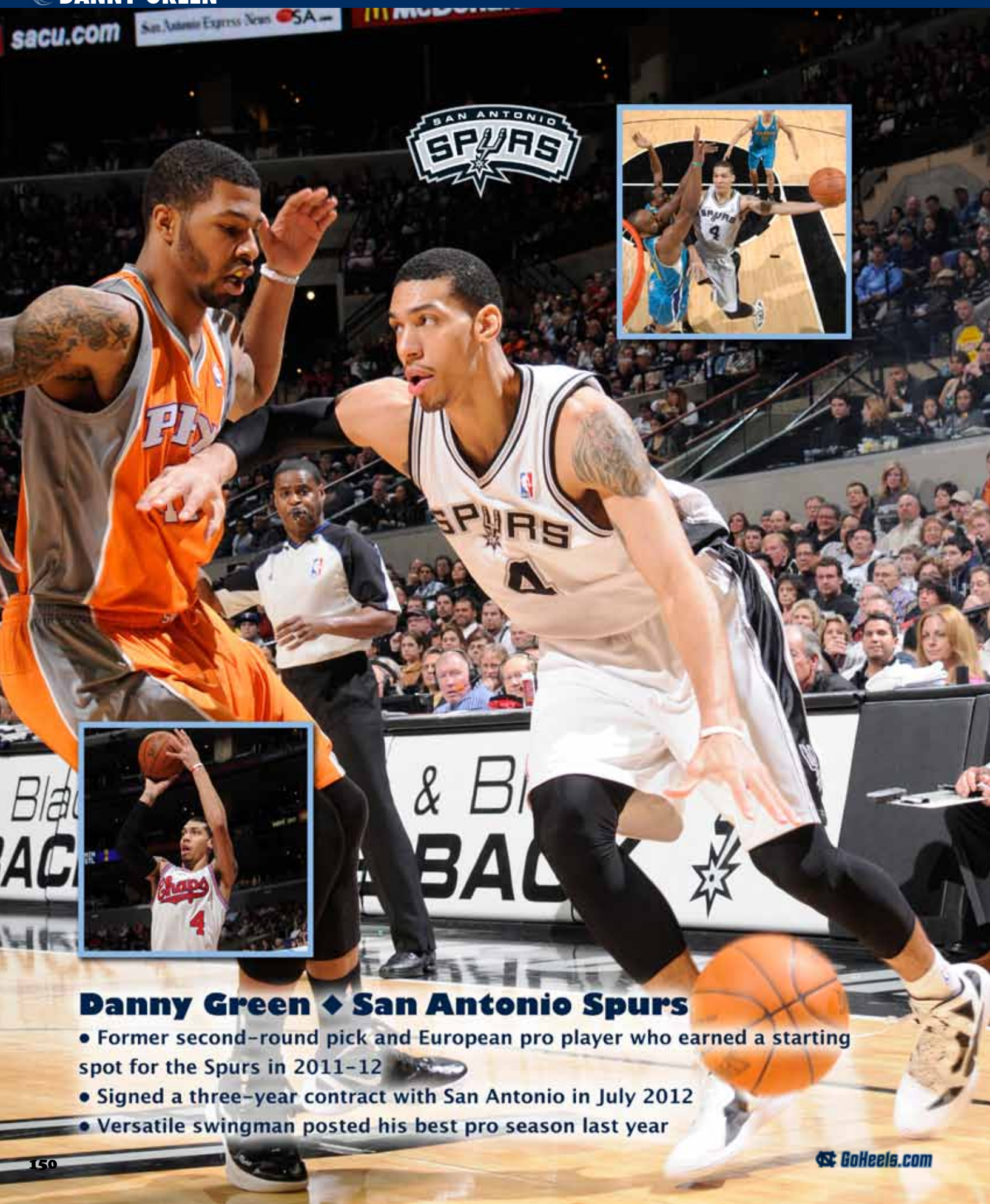
- First-round draft pick in 2009
- A 38-percent three-point shooter in his career
- Traded to Memphis in July 2012 after three seasons with Minnesota



Raymond Felton ♦ New York Knicks

- Traded to the Knicks in July 2012
- Posted career highs with 15.5 points and 8.3 assists per game in '10-'11 while playing for New York
- Lottery pick (fifth overall) in 2005

DANNY GREEN



Danny Green ♦ **San Antonio Spurs**

- Former second-round pick and European pro player who earned a starting spot for the Spurs in 2011-12
- Signed a three-year contract with San Antonio in July 2012
- Versatile swingman posted his best pro season last year

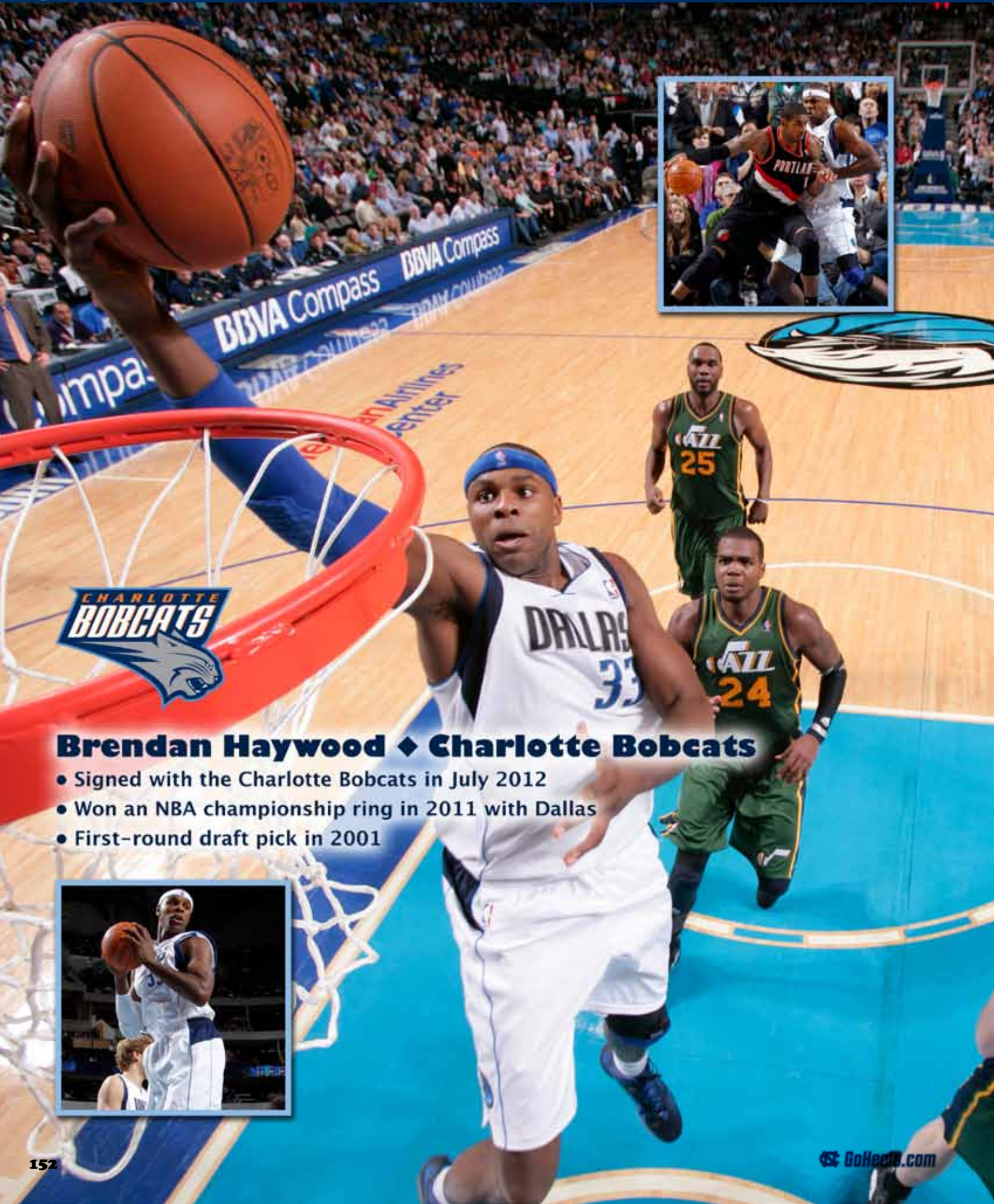
TYLER HANSBROUGH

Tyler Hansbrough Indiana Pacers

- Helped Indiana to the NBA Playoffs in 2011 & 2012
- A lottery pick in 2009
- Averaging nearly 10 points per game in his career



BRENDAN HAYWOOD



Brendan Haywood ♦ **Charlotte Bobcats**

- Signed with the Charlotte Bobcats in July 2012
- Won an NBA championship ring in 2011 with Dallas
- First-round draft pick in 2001






Antawn Jamison ♦ Los Angeles Lakers

- Fourth overall pick in the 1998 NBA Draft
- Two-time All-Star who signed with the Lakers in July 2012
- Has averaged 19.5 points and 7.9 rebounds in his 14-year career

TY LAWSON



Ty Lawson ◊ Denver Nuggets

- Signed a contract extension with Denver in July 2012
- Averaged 16.6 points & 6.6 assists in the 2012 NBA Playoffs
- One of the top young point guards in the NBA
- First-round draft pick in 2009





Jerry Stackhouse ♦ Brooklyn Nets

- Entering his 18th NBA season
- Third overall pick in the 1995 NBA Draft
- Has scored over 16,000 NBA points and a career scoring average of 17.4 ppg

MARVIN WILLIAMS

Heat 55

Team Fouls 3

Lakers 94 Raptors 92

PHILIPS

AB some BUD

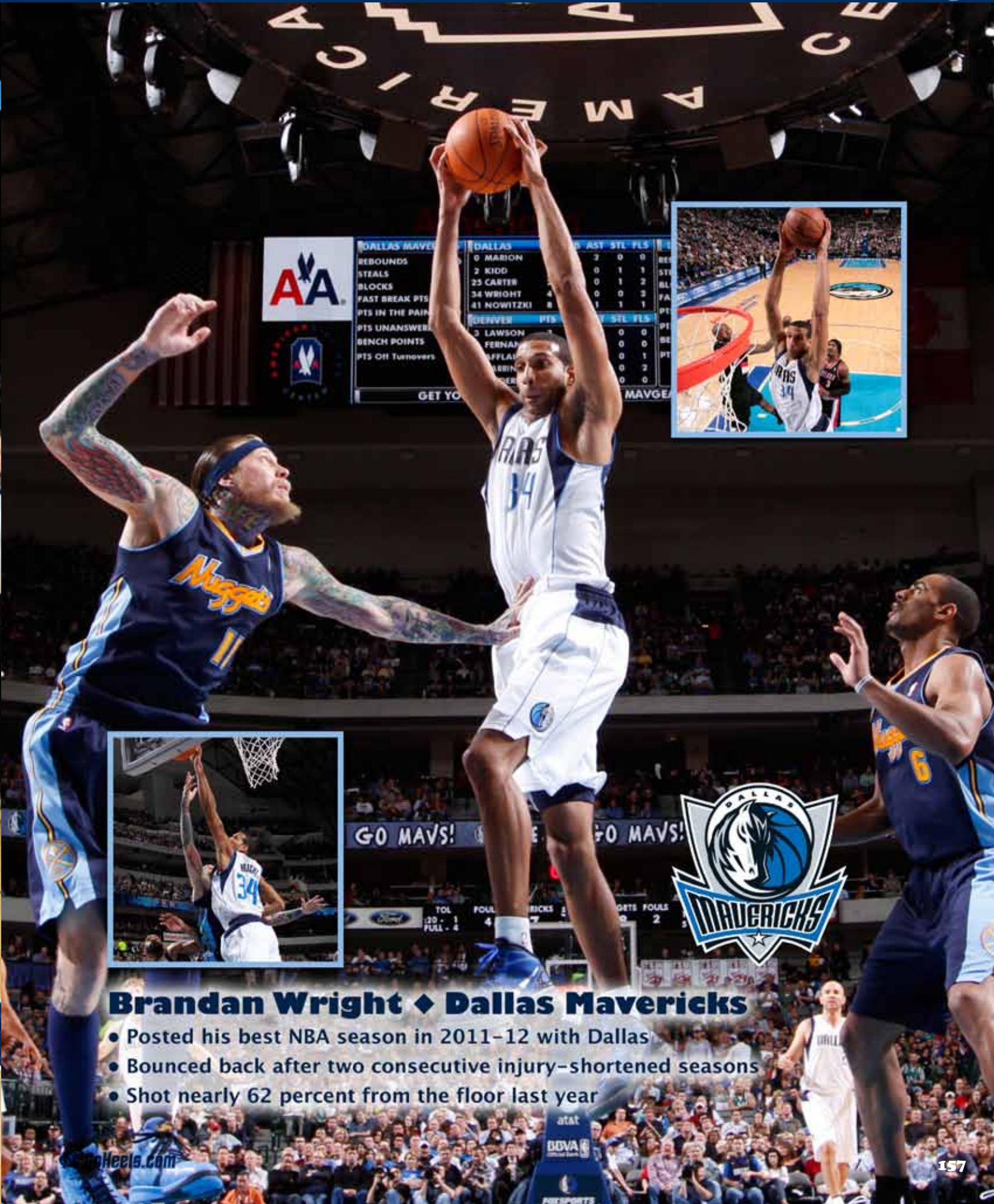


Marvin Williams ♦ Utah Jazz

- Second overall pick in 2005 NBA Draft
- Has averaged 11.5 points & 5.3 rebounds in seven NBA seasons
- Traded to Utah in July 2012



BRANDAN WRIGHT 



DALLAS MAVERICKS		DENVER NUGGETS	
REBOUNDS	0 MABSON	PTS	2 0 0
STEALS	2 KIDD	STL	0 1 1
BLOCKS	23 CARTER	FTS	0 1 2
FAST BREAK PTS	34 WRIGHT	REB	0 0 2
PTS IN THE PAINT	41 NOWITZKI	AST	1 1 1
PTS UNANSWERED		PTS	
BENCH POINTS		STL	0 0
PTS OFF Turnovers		FTS	0 0



Brandon Wright ♦ Dallas Mavericks

- Posted his best NBA season in 2011-12 with Dallas
- Bounced back after two consecutive injury-shortened seasons
- Shot nearly 62 percent from the floor last year

2012 NBA DRAFT




- NBA teams chose four Tar Heels in the first round of the 2012 NBA Draft — Harrison Barnes (7th overall), Kendall Marshall (13th), John Henson (14th) and Tyler Zeller (17th).
- Head coach Roy Williams has produced 16 NBA Draft picks in nine years at UNC, including 13 first-rounders and 10 Lottery picks.




NBA DRAFT


Year	Player	NBA Team	Round	# Pick	# Overall
1948	Norman Kohler	Indianapolis Olympians	n/a	n/a	n/a
1948	Bob Paxton	Indianapolis Olympians	n/a	n/a	n/a
1957	Lennie Rosenbluth	Philadelphia Warriors	1st	6	6
1958	Pete Brennan	New York Knicks	1st	4	4
1958	Joe Quigg	New York Knicks	2nd	4	12
1958	Tommy Kearns	Syracuse Nationals	4th	6	29
1960	Lee Shaffer	Syracuse Nationals	1st	5	5
1960	Doug Moe	Detroit Pistons	7th	4	52
1961	York Larese	Chicago Packers	2nd	11	20
1961	Doug Moe	Chicago Packers	2nd	13	22
1961	Dick Kepley	St. Louis Hawks	11th	7	98
1962	Jim Hudock	Philadelphia Warriors	6th	7	50
1962	Ken McComb	Philadelphia Warriors	10th	6	84
1962	Donnie Walsh	Philadelphia Warriors	11th	5	89
1963	Larry Brown	Baltimore Bullets	7th	2	55
1965	Billy Cunningham	Philadelphia 76ers	1st	4	4
1966	Bob Bennett	New York Knicks	13th	1	101
1967	Bob Lewis	San Francisco Warriors	4th	8	39
1967	Mark Mirken	New York Knicks	11th	4	117
1968	Larry Miller	Philadelphia 76ers	5th	12	62
1969	Bill Bunting	New York Knicks	2nd	11	26
1969	Dick Grubar	Los Angeles Lakers	6th	12	83
1969	Rusty Clark	Detroit Pistons	11th	4	145
1970	Charles Scott	Boston Celtics	7th	4	106
1971	Lee Dedmon	Los Angeles Lakers	5th	13	81
1972	Robert McAdoo	Buffalo Braves	1st	2	2
1972	Dennis Wuycik	Boston Celtics	2nd	14	27
1972	Bill Chamberlain	Golden State Warriors	3rd	13	43
1972	Steve Previs	Boston Celtics	7th	14	111
1973	George Karl	New York Knicks	4th	14	66
1973	Donn Johnston	Buffalo Braves	18th	1	207
1974	Bobby Jones	Houston Rockets	1st	5	5
1974	Darrell Elston	Atlanta Hawks	3rd	7	43
1974	John O'Donnell	New York Knicks	10th	14	174
1975	Donald Washington	New York Knicks	5th	8	80
1975	Ed Stahl	Kansas City-Omaha Kings	5th	13	85
1976	Mitch Kupchak	Washington Bullets	1st	13	13
1977	Walter Davis	Phoenix Suns	1st	5	5
1977	Tommy LaGarde	Denver Nuggets	1st	9	9
1977	John Kuester	Kansas City Kings	3rd	9	53
1977	Bruce Buckley	San Antonio Spurs	6th	15	125
1978	Phil Ford	Kansas City Kings	1st	2	2
1978	Geff Crompton	Kansas City Kings	4th	4	70
1978	Tom Zaliagiris	Milwaukee Bucks	8th	12	164
1979	Dudley Bradley	Indiana Pacers	1st	13	13
1980	Mike O'Koren	New Jersey Nets	1st	6	6
1980	John Virgil	Golden State Warriors	3rd	3	49
1980	Rich Yonakor	San Antonio Spurs	3rd	15	61
1980	Jeff Wolf	Milwaukee Bucks	4th	17	86
1980	Dave Colescott	Utah Jazz	7th	2	140
1981	Al Wood	Atlanta Hawks	1st	4	4
1981	Pete Budko	Dallas Mavericks	5th	1	93
1981	Mike Pepper	San Diego Clippers	6th	8	123
1982	James Worthy	Los Angeles Lakers	1st	1	1
1982	Jimmy Black	New Jersey Nets	3rd	13	59
1982	Chris Brust	Denver Nuggets	6th	16	131
1982	Jeb Barlow	Denver Nuggets	7th	15	153
1983	Jimmy Braddock	Denver Nuggets	5th	14	107
1984	Michael Jordan	Chicago Bulls	1st	3	3
1984	Sam Perkins	Dallas Mavericks	1st	4	4
1984	Matt Doherty	Cleveland Cavaliers	6th	8	119
1984	Cecil Exum	Denver Nuggets	9th	10	194
1985	Buzz Peterson	Cleveland Cavaliers	7th	8	147
1986	Brad Daugherty	Cleveland Cavaliers	1st	1	1
1986	Warren Martin	Cleveland Cavaliers	4th	3	73
1986	Steve Hale	New Jersey Nets	4th	11	81
1987	Kenny Smith	Sacramento Kings	1st	6	6
1987	Joe Wolf	Los Angeles Clippers	1st	13	13
1987	Dave Popson	Detroit Pistons	4th	19	88



**Rasheed
Wallace,
1995**




**Ed Davis,
2010**



**Tyler
Hansbrough,
2009**

Year	Player	NBA Team	Round	# Pick	# Overall
1987	Curtis Hunter	Denver Nuggets	7th	18	156
1989	J.R. Reid	Charlotte Hornets	1st	5	5
1991	Rick Fox	Boston Celtics	1st	24	24
1991	Pete Chilcutt	Sacramento Kings	1st	27	27
1992	Hubert Davis	New York Knicks	1st	20	20
1993	George Lynch	Los Angeles Lakers	1st	12	12
1994	Eric Montross	Boston Celtics	1st	9	9
1995	Jerry Stackhouse	Philadelphia 76ers	1st	3	3
1995	Rasheed Wallace	Washington Bullets	1st	4	4
1996	Jeff McInnis	Denver Nuggets	2nd	8	37
1997	Serge Zwikker	Houston Rockets	2nd	1	29
1998	Antawn Jamison	Toronto Raptors	1st	4	4
1998	Vince Carter	Golden State Warriors	1st	5	5
1998	Shammond Williams	Chicago Bulls	2nd	5	34
2001	Brendan Haywood	Cleveland Cavaliers	1st	20	20
2001	Joseph Forte	Boston Celtics	1st	21	21
2005	Marvin Williams	Atlanta Hawks	1st	2	2
2005	Raymond Felton	Charlotte Bobcats	1st	5	5
2005	Sean May	Charlotte Bobcats	1st	13	13
2005	Rashad McCants	Minnesota Timberwolves	1st	14	14
2006	David Noel	Milwaukee Bucks	2nd	9	39
2007	Brandan Wright	Charlotte Bobcats	1st	8	8
2007	Reyshawn Terry	Orlando Magic	2nd	14	44
2009	Tyler Hansbrough	Indiana Pacers	1st	13	13
2009	Ty Lawson	Minnesota Timberwolves	1st	18	18
2009	Wayne Ellington	Minnesota Timberwolves	1st	28	28
2009	Danny Green	Cleveland Cavaliers	2nd	16	46
2010	Ed Davis	Toronto Raptors	1st	13	13
2012	Harrison Barnes	Golden State Warriors	1st	7	7
2012	Kendall Marshall	Phoenix Suns	1st	13	13
2012	John Henson	Milwaukee Bucks	1st	14	14
2012	Tyler Zeller	Dallas Mavericks	1st	17	17

Carolina has produced 22 top-10 NBA Draft picks since 1966 and 33 first-round picks since 1980, both of which lead the nation.



John Henson, 2012

103 Carolina players drafted by NBA teams 44 first-round picks



2005 Lottery picks Rashad McCants, Sean May, Marvin Williams and Raymond Felton

NBA AWARD WINNERS

NBA MOST VALUABLE PLAYER

1974-75	Bob McAdoo	Buffalo Braves
1987-88	Michael Jordan	Chicago Bulls
1990-91	Michael Jordan	Chicago Bulls
1991-92	Michael Jordan	Chicago Bulls
1995-96	Michael Jordan	Chicago Bulls
1997-98	Michael Jordan	Chicago Bulls

NBA COACH OF THE YEAR

1987-88	Doug Moe	Denver Nuggets
2000-01	Larry Brown	Philadelphia 76ers

NBA ROOKIE OF THE YEAR

1972-73	Bob McAdoo	Buffalo Braves
1977-78	Walter Davis	Phoenix Suns
1978-79	Phil Ford	Kansas City Kings
1984-85	Michael Jordan	Chicago Bulls
1998-99	Vince Carter	Toronto Raptors

NBA DEFENSIVE PLAYER OF THE YEAR

1987-88	Michael Jordan	Chicago Bulls
---------	----------------	---------------

NBA SIXTH MAN AWARD

1982-83	Bobby Jones	Philadelphia 76ers
2003-04	Antawn Jamison	Dallas Mavericks

NBA FINALS MOST VALUABLE PLAYER

1988	James Worthy	Los Angeles Lakers
1991	Michael Jordan	Chicago Bulls
1992	Michael Jordan	Chicago Bulls
1993	Michael Jordan	Chicago Bulls
1996	Michael Jordan	Chicago Bulls
1997	Michael Jordan	Chicago Bulls
1998	Michael Jordan	Chicago Bulls

ALL-NBA TEAM SELECTIONS

1968-69	Billy Cunningham	Philadelphia 76ers	First-team
1969-70	Billy Cunningham	Philadelphia 76ers	First-team
1970-71	Billy Cunningham	Philadelphia 76ers	First-team
1971-72	Billy Cunningham	Philadelphia 76ers	Second-team
1973-74	Bob McAdoo	Buffalo Braves	Second-team
1974-75	Bob McAdoo	Buffalo Braves	First-team
1977-78	Walter Davis	Phoenix Suns	Second-team
1978-79	Walter Davis	Phoenix Suns	Second-team
	Phil Ford	Kansas City Kings	Second-team
1984-85	Michael Jordan	Chicago Bulls	Second-team
1986-87	Michael Jordan	Chicago Bulls	First-team
1987-88	Michael Jordan	Chicago Bulls	First-team
1988-89	Michael Jordan	Chicago Bulls	First-team
1989-90	Michael Jordan	Chicago Bulls	First-team
	James Worthy	Los Angeles Lakers	Third-team
1990-91	Michael Jordan	Chicago Bulls	First-team
	James Worthy	Los Angeles Lakers	Third-team
1991-92	Michael Jordan	Chicago Bulls	First-team
	Brad Daugherty	Cleveland Cavaliers	Third-team
1992-93	Michael Jordan	Chicago Bulls	First-team
1995-96	Michael Jordan	Chicago Bulls	First-team
1996-97	Michael Jordan	Chicago Bulls	First-team
1997-98	Michael Jordan	Chicago Bulls	First-team
1999-00	Vince Carter	Toronto Raptors	Third-team
2000-01	Vince Carter	Toronto Raptors	Second-team

Totals: 25 All-NBA Team Selections (14 first-team, seven second-team, four third-team)

NBA ALL-ROOKIE TEAM SELECTIONS

1972-73	Bob McAdoo	Buffalo Braves	First-team
1976-77	Mitch Kupchak	Washington Bullets	First-team
1977-78	Walter Davis	Phoenix Suns	First-team
1978-79	Phil Ford	Kansas City Kings	First-team
1982-83	James Worthy	Los Angeles Lakers	First-team



Michael Jordan — Six-time NBA Finals MVP and five-time NBA MVP



NBA All-Stars Antawn Jamison and Vince Carter

NBA AWARD WINNERS



Seven-time All-Star & Hall of Famer James Worthy

1984-85	Michael Jordan	Chicago Bulls	First-team
	Sam Perkins	Dallas Mavericks	First-team
1986-87	Brad Daugherty	Cleveland Cavaliers	First-team
1987-88	Kenny Smith	Sacramento Kings	First-team
1989-90	J.R. Reid	Charlotte Hornets	Second-team
1991-92	Rick Fox	Boston Celtics	Second-team
1994-95	Eric Montross	Boston Celtics	Second-team
1995-96	Jerry Stackhouse	Philadelphia 76ers	First-team
	Rasheed Wallace	Washington Bullets	Second-team
1998-99	Vince Carter	Toronto Raptors	First-team
	Antawn Jamison	Golden State Warriors	Second-team
2005-06	Raymond Felton	Charlotte Bobcatss	Second-team
	Marvin Williams	Atlanta Hawks	Second-team

Totals: 18 All-Rookie Team Selections (11 1st-team, seven 2nd-team)

NBA ALL-DEFENSIVE TEAM SELECTIONS

1976-77	Bobby Jones	Denver Nuggets	First-team
1977-78	Bobby Jones	Denver Nuggets	First-team
1978-79	Bobby Jones	Philadelphia 76ers	First-team
1979-80	Bobby Jones	Philadelphia 76ers	First-team
1980-81	Bobby Jones	Philadelphia 76ers	First-team
	Dudley Bradley	Indiana Pacers	Second-team
1981-82	Bobby Jones	Philadelphia 76ers	First-team
1982-83	Bobby Jones	Philadelphia 76ers	First-team
1983-84	Bobby Jones	Philadelphia 76ers	First-team
1984-85	Bobby Jones	Philadelphia 76ers	Second-team
1987-88	Michael Jordan	Chicago Bulls	First-team
1988-89	Michael Jordan	Chicago Bulls	First-team
1989-90	Michael Jordan	Chicago Bulls	First-team
1990-91	Michael Jordan	Chicago Bulls	First-team
1991-92	Michael Jordan	Chicago Bulls	First-team
1992-93	Michael Jordan	Chicago Bulls	First-team
1995-96	Michael Jordan	Chicago Bulls	First-team
1996-97	Michael Jordan	Chicago Bulls	First-team
1997-98	Michael Jordan	Chicago Bulls	First-team

Totals: 19 All-Defensive Team Selections (17 first-team, two second-team)

ABA MOST VALUABLE PLAYER

1972-73	Billy Cunningham	Carolina Cougars
---------	------------------	------------------

TAR HEEL ALL-STAR GAME APPEARANCES

NBA All-Star Game Selections	
Player	Number (Years)
Vince Carter	8 (2000, 2001, 2002, 2003, 2004, 2005, 2006, 2007)
Billy Cunningham	4 (1969, 1970, 1971, 1972)
Brad Daugherty	5 (1988, 1989, 1991, 1992, 1993)
Walter Davis	6 (1978, 1979, 1980, 1981, 1984, 1987)
Antawn Jamison	2 (2005, 2008)
Bobby Jones	4 (1977, 1978, 1981, 1982)
Michael Jordan	14 (1985, 1986, 1987, 1988*, 1989, 1990, 1991, 1992, 1993, 1996*, 1997, 1998*, 2002, 2003)
Bob McAdoo	5 (1974, 1975, 1976, 1977, 1978)
Charlie Scott	3 (1973, 1974, 1975)
Lee Shaffer	1 (1963)
Jerry Stackhouse	2 (2000, 2001)
Rasheed Wallace	4 (2000, 2001, 2006, 2008)
James Worthy	7 (1986, 1987, 1988, 1989, 1990, 1991, 1992)

*Indicates NBA All-Star Game MVP

ABA All-Star Game Selections	
Player	Number (Years)
Larry Brown	3 (1968*, 1969, 1970)
Billy Cunningham	1 (1973)
Bobby Jones	1 (1976)
Doug Moe	3 (1968, 1969, 1970)
Charlie Scott	2 (1971, 1972)

*Indicates ABA All-Star Game MVP
(source: NBA)

ABA ROOKIE OF THE YEAR

1970-71	Charles Scott	Virginia Squires
---------	---------------	------------------

ABA COACH OF THE YEAR

1972-73	Larry Brown	Carolina Cougars
1974-75	Larry Brown	Denver Nuggets
1975-76	Larry Brown	Denver Nuggets

ALL-ABA TEAM SELECTIONS

Larry Brown (2nd team)
Billy Cunningham (1st team)
Bobby Jones (2nd team)
Doug Moe (1st team, 2nd team)
Charlie Scott (1st team, 2nd team)



Jawad Williams, Danny Green and Antawn Jamison teamed with the Cleveland Cavaliers.

TAR HEEL NBA RETIRED JERSEYS

Player	Team
Billy Cunningham (player and coach)	Philadelphia 76ers
Brad Daugherty	Cleveland Cavaliers
Walter Davis	Phoenix Suns
Bobby Jones	Philadelphia 76ers
Michael Jordan	Chicago Bulls
Doug Moe (coach)	Denver Nuggets
James Worthy	Los Angeles Lakers

ALL-TIME TAR HEEL PRO ROSTER

The following is a list of coaches, administrators or players who played at least one regular-season game in either the NBA (1947-present), the ABA (1968-76) the Basketball Association of America (1947-49) or the National Basketball League (1938-49).

(*Indicates active player/coach/administrator)

PLAYERS

- Bradley, Dudley** — Indiana, 1979-81; Phoenix, 1981-82; Chicago, 1982-83; Washington, 1984-86; Milwaukee, 1986-88; New Jersey, 1987-88; Atlanta, 1988-89
- Brennan, Pete** — New York, 1958-59
- Brown, Larry** — New Orleans (ABA), 1967-68; Oakland (ABA), 1968-69; Washington Capitols (ABA), 1969-70; Virginia Squires (ABA), 1970-71; Virginia (ABA), 1970-71; Denver (ABA), 1970-72
- Bucknall, Steve** — Los Angeles Lakers, 1989-90
- Bunting, Bill** — Carolina (ABA), 1969-70; New Jersey (ABA), 1969-70; Virginia (ABA), 1969-71
- *Carter, Vince** — Toronto, 1998-2005; New Jersey, 2005-09; Orlando, 2009-11; Phoenix, 2010-11; Dallas, 2011-present
- Chamberlain, Bill** — Kentucky (ABA), 1972-73; Memphis (ABA), 1972-73; Phoenix, 1973-74
- Chilcutt, Pete** — Sacramento, 1991-94; Detroit, 1993-94; Houston, 1994-96; Vancouver, 1996-99; Utah, 1999-2000; Cleveland, 1999-2000; Los Angeles Clippers, 2000; Atlanta Hawks, 2000-01
- Crompton, Geff** — Denver, 1978-79; Portland, 1980-81; Milwaukee, 1981-82; San Antonio, 1982-83; Cleveland, 1983-84
- Cunningham, Billy** — Philadelphia, 1965-72; Carolina (ABA), 1972-74; Philadelphia, 1974-76
- Daugherty, Brad** — Cleveland, 1986-96
- *Davis, Ed** — Toronto, 2010-present
- Davis, Hubert** — New York, 1992-96; Toronto, 1996-97; Dallas, 1997-2001; Washington, 2001-02; Detroit, 2002-03; New Jersey, 2003-04
- Davis, Walter** — Phoenix, 1977-1988; Denver, 1988-1991; Portland, 1990-91; Denver, 1991-92
- Dillon, John** — Washington, 1949-50
- *Ellington, Wayne** — Minnesota, 2009-12; Memphis, 2012-present
- Elston, Darrell** — Virginia (ABA), 1974-75; Indiana, 1976-77
- *Felton, Raymond** — Charlotte, 2005-2010; New York, 2010-11; Denver 2011; Portland 2011-12; New York, 2012-present
- Ford, Phil** — Kansas City, 1978-1982; New Jersey, 1982-83; Milwaukee, 1982-83; Houston, 1983-85
- Forte, Joseph** — Boston, 2001-02; Seattle, 2002-2003
- Fox, Rick** — Boston, 1991-97; Los Angeles Lakers, 1997-2004
- Glamack, George** — Akron, 1941-42 (NBL); Rochester, 1945-47 (NBL); Indianapolis Kautskys, 1947-48 (NBL); Hammond 1948-49 (NBL); Indianapolis Jets, 1948-49 (NBL)
- *Green, Danny** — Cleveland, 2009-10; San Antonio, 2010-present
- Grubar, Dick** — Indiana (ABA), 1969-70
- *Hansbrough, Tyler** — Indiana, 2009-present
- *Haywood Brendan** — Washington, 2001-2010; Dallas, 2010-12; Charlotte, 2012-present
- *Jamison, Antawn** — Golden State, 1998-2003; Dallas, 2003-04; Washington, 2004-2010; Cleveland, 2010-12; Los Angeles Lakers, 2012-present
- Jones, Bobby** — Denver (ABA), 1974-76; Denver (NBA), 1976-78; Philadelphia, 1978-86
- Jordan, Michael** — Chicago, 1984-93; 1995-98; Washington, 2001-2003
- Karl, George** — San Antonio (ABA), 1973-76; San Antonio (NBA), 1976-78
- Kearns, Tommy** — Syracuse, 1958-59
- Kuester, John** — Kansas City, 1977-78; Denver, 1978-79; Indiana, 1979-80
- Kupchak, Mitch** — Washington, 1976-1981; Los Angeles Lakers, 1981-86
- LaGarde, Tommy** — Denver, 1977-78; Seattle, 1978-80; Dallas, 1980-82; New Jersey, 1984-85
- Larese, York** — Chicago Packers, 1961-62; Philadelphia Warriors, 1961-62

TAR HEELS WITH NBA CHAMPIONSHIP RINGS

Name	Affiliation	Season	Team
Billy Cunningham	Player	1966-67	Philadelphia 76ers
Charles Scott	Player	1975-76	Boston Celtics
Mitch Kupchak	Player	1977-78	Washington Bullets
Tommy LaGarde	Player	1978-79	Seattle SuperSonics
Mitch Kupchak	Player	1981-82	Los Angeles Lakers
Bob McAdoo	Player	1981-82	Los Angeles Lakers
Billy Cunningham	Head Coach	1982-83	Philadelphia 76ers
Bobby Jones	Player	1982-83	Philadelphia 76ers
Mitch Kupchak	Player	1984-85	Los Angeles Lakers
Bob McAdoo	Player	1984-85	Los Angeles Lakers
James Worthy	Player	1984-85	Los Angeles Lakers
Mitch Kupchak	Asst. GM	1986-87	Los Angeles Lakers
James Worthy	Player	1986-87	Los Angeles Lakers
Mitch Kupchak	Asst. GM	1987-88	Los Angeles Lakers
James Worthy	Player	1987-88	Los Angeles Lakers
Michael Jordan	Player	1990-91	Chicago Bulls
Scott Williams	Player	1990-91	Chicago Bulls
Michael Jordan	Player	1991-92	Chicago Bulls
Scott Williams	Player	1991-92	Chicago Bulls
Michael Jordan	Player	1992-93	Chicago Bulls
Scott Williams	Player	1992-93	Chicago Bulls
Kenny Smith	Player	1993-94	Houston Rockets
Pete Chilcutt	Player	1994-95	Houston Rockets
Kenny Smith	Player	1994-95	Houston Rockets
Michael Jordan	Player	1995-96	Chicago Bulls
Michael Jordan	Player	1996-97	Chicago Bulls
Michael Jordan	Player	1997-98	Chicago Bulls
Rick Fox	Player	1999-00	Los Angeles Lakers
Mitch Kupchak	General Manager	1999-00	Los Angeles Lakers
Rick Fox	Player	2000-01	Los Angeles Lakers
Mitch Kupchak	General Manager	2000-01	Los Angeles Lakers
Rick Fox	Player	2001-02	Los Angeles Lakers
Mitch Kupchak	General Manager	2001-02	Los Angeles Lakers
Larry Brown	Head Coach	2003-04	Detroit Pistons
Dave Hanners	Assistant Coach	2003-04	Detroit Pistons
John Kuester	Assistant Coach	2003-04	Detroit Pistons
Pat Sullivan	Video Coordinator	2003-04	Detroit Pistons
Rasheed Wallace	Player	2003-04	Detroit Pistons
Bob McAdoo	Assistant Coach	2005-06	Miami Heat
Mitch Kupchak	General Manager	2008-09	Los Angeles Lakers
Mitch Kupchak	General Manager	2009-10	Los Angeles Lakers
Brendan Haywood	Player	2010-11	Dallas Mavericks
Bob McAdoo	Assistant Coach	2011-12	Miami Heat

43 members of the last 46 NBA champions have been Carolina alumni.

***Lawson, Ty** — Denver, 2009-present

Lebo, Jeff — San Antonio, 1989-90


Lewis, Bob — San Francisco, 1967-70; Cleveland, 1970-71

Lynch, George — Los Angeles Lakers, 1993-96; Vancouver, 1996-98; Philadelphia 1998-2001; Charlotte/New Orleans, 2001-05



Head coach George Karl and guards Raymond Felton and Ty Lawson helped Denver to the 2011 NBA Playoffs.

ALL-TIME TAR HEEL PRO ROSTER



Robert Crawford

Tar Heel NBA All-Stars (l-r): James Worthy, Michael Jordan and Walter Davis

- May, Sean** — Charlotte, 2005-09; Sacramento, 2009-10
- McAdoo, Bob** — Buffalo, 1972-1977; New York, 1977-78; Boston, 1978-79; Detroit, 1979-81; New Jersey, 1980-81; Los Angeles Lakers, 1981-1985; Philadelphia, 1985-86
- McInnis, Jeff** — Denver, 1996-97; Washington, 1998-99; Los Angeles Clippers, 2000-2002; Portland, 2002-2004; Cleveland, 2004-2005; New Jersey, 2005-07; Charlotte, 2007-08
- McKinney, Horace (Bones)** — Washington, 1946-51
- Miller, Bill** — Chicago, 1948-49; St. Louis, 1948-49
- Miller, Larry** — Los Angeles Stars (ABA), 1968-70; Carolina (ABA), 1969-72; San Diego (ABA), 1972-74; Virginia (ABA), 1973-74; Utah (ABA), 1974-75
- Moe, Doug** — New Orleans (ABA), 1967-68; Oakland (ABA), 1968-69; Carolina (ABA), 1969-70; Virginia (ABA), 1970-72
- Montross, Eric** — Boston, 1994-96; Dallas, 1996-97; New Jersey, 1996-97; Philadelphia, 1997-98; Detroit, 1998-2001; Toronto, 2001-03
- Nagy, Fred (Fritz)** — Indianapolis, 1948-49
- Noel, David** — Milwaukee, 2006-08
- O’Koren, Mike** — New Jersey, 1980-86; Washington, 1986-87; New Jersey, 1987-88
- Perkins, Sam** — Dallas, 1984-90; Los Angeles Lakers, 1990-93; Seattle, 1993-98; Indiana, 1998-2001
- Phelps, Derrick** — Sacramento, 1994-95
- Popson, Dave** — Los Angeles Clippers, 1988-89; Miami, 1988-89; Boston, 1990-91; Milwaukee, 1991-92
- Previs, Steve** — Carolina (ABA), 1972-73
- Reid, J.R.** — Charlotte, 1989-93; San Antonio, 1992-96; New York, 1995-96; Charlotte, 1997-99; Los Angeles Lakers, 1999; Milwaukee, 1999-2000; Cleveland, 2000-01
- Rosenbluth, Lennie** — Philadelphia Warriors, 1957-59
- Rozier, Clifford** — Golden State, 1994-96; Orlando, 1996-97; Toronto, 1996-97; Minnesota, 1997-98
- Salvadori, Kevin** — Sacramento, 1996-98
- Scott, Charles** — Virginia (ABA), 1970-72; Phoenix, 1971-75; Boston, 1975-78; Los Angeles Lakers, 1977-78; Denver, 1978-80
- Shaffer, Lee** — Syracuse, 1961-63; Philadelphia, 1963-64
- Smith, Kenny** — Sacramento, 1987-90; Atlanta, 1989-90; Houston, 1990-96; Denver, 1996-97; Detroit, 1996-97
- *Stackhouse, Jerry** — Philadelphia, 1995-98; Detroit, 1998-2002; Washington, 2002-04; Dallas, 2004-09; Milwaukee, 2009-10; Miami, 2010-11; Atlanta, 2011-12; Brooklyn, 2012-present
- Wallace, Rasheed** — Washington, 1995-96; Portland, 1996-present; Atlanta, 2004; Detroit, 2004-09; Boston, 2009-10
- Washington, Donald** — Denver (ABA), 1974-75; Utah (ABA), 1975-76
- Wenstrom, Matt** — Boston, 1993-94
- *Williams, Marvin** — Atlanta, 2005-12; Utah, 2012-present
- Williams, Scott** — Chicago, 1990-94; Philadelphia, 1994-99; Milwaukee, 1999-2001; Denver, 2001-02; Phoenix, 2002-04; Dallas, 2004; Phoenix, 2004; Cleveland, 2004-05
- Williams, Shammond** — Atlanta, 1998-99; Seattle, 1999-2002; Boston,

- 2002-2003; Denver, 2003; New Orleans, 2004; Los Angeles Lakers, 2006-07
- Wolf, Joe** — Los Angeles Clippers, 1987-90; Denver, 1990-92; Boston, 1992-93; Portland, 1992-93; Charlotte, 1994-96; Orlando, 1995-96; Milwaukee, 1996-97; Denver, 1997-98; Charlotte, 1998-99
- Wood, Al** — Atlanta, 1981-82; San Diego, 1981-83; Seattle, 1983-86; Dallas, 1986-87
- Worthy, James** — Los Angeles Lakers, 1982-94
- *Wright, Brandon** — Golden State Warriors, 2007-11; New Jersey, 2011; Dallas, 2011-present
- Wuycik, Dennis** — Carolina (ABA), 1972-74; St. Louis (ABA), 1974-75
- Yonakor, Rich** — San Antonio, 1981-82

NBA ADMINISTRATION, COACHES

- Brown, Larry**: Head Coach: Denver (ABA), 1974-76; Denver (NBA), 1976-79; New Jersey, 1981-83; San Antonio, 1988-1992; Los Angeles Clippers, 1992-93; Indiana, 1993-97; Philadelphia, 1997-2003; Detroit, 2003-2005; New York, 2005-06; Charlotte, 2008-11
- Cunningham, Billy**: Head Coach: Philadelphia, 1977-1985; Part-Owner: Miami, 1988-95
- Davis, Walter**: Advance Scout: Washington, 2000-04
- Ford, Phil**: Assistant Coach: Detroit, 2004-2005; New York, 2005-07; Charlotte, 2007-11
- *Hanners, Dave**: Advance Scout/Assistant Coach: Philadelphia, 2000-03; Assistant Coach: Detroit, 2003-2005; New York, 2005-08; Charlotte, 2008-11; New Orleans, 2011-present
- *Jordan, Michael**: Part Owner & President: Washington Wizards, 2000-03; Managing Member of Basketball Operations: Charlotte Bobcats, 2006-2010; Owner: Charlotte Bobcats, 2010-present
- *Karl, George**: Assistant Coach: San Antonio, 1978-80; Director of Player Acquisition: Cleveland, 1983-84; Head Coach: Cleveland, 1984-86; Golden State, 1986-88; Seattle, 1991-98; Milwaukee, 1998-2003; Denver, 2005-present
- *Kuester, John**: Assistant Coach: Boston, 1996-97; Philadelphia, 1997-2003; Detroit, 2003-04; New Jersey, 2004-06; Orlando, 2006-07; Cleveland, 2007-09; Head Coach: Detroit, 2009-2011; Assistant Coach: Los Angeles Lakers, 2011-12; Advance Scout: Los Angeles Lakers, 2012-present
- *Kupchak, Mitch**: Assistant General Manager: Los Angeles Lakers, 1986-92; General Manager: Los Angeles Lakers, 1992-present
- Larese, York**: Head Coach: New York Nets (ABA), 1969-70
- McAdoo, Bob**: Assistant Coach: Miami, 1995-present
- McGuire, Frank**: Head Coach: Philadelphia Warriors, 1961-62
- McKinney, Bones**: Head Coach: Washington, 1950-51; Boston, 1950-52
- Moe, Doug**: Assistant Coach: Carolina (ABA), 1972-74; Denver (ABA), 1974-76, 1979-80; Head Coach: San Antonio, 1976-80; Denver, 1980-90; Philadelphia, 1992-93; Assistant Coach: Denver, 2005-09
- O’Koren, Mike**: Assistant Coach: New Jersey, 1999-2003; Washington, 2003-09; Philadelphia, 2009-10
- Perkins, Sam**: Vice President of Player Relations: Indiana, 2008-10
- Peterson, Buzz**: Director of Player Personnel, Charlotte, 2007-09
- Sullivan, Pat**: Video Coordinator: Detroit, 2003-2004; Assistant Coach: Detroit, 2004-2005; New Jersey, 2005-08; Detroit, 2008-11
- *Walsh, Donnie**: Assistant Coach: Denver, 1978-81; Indiana, 1984-86; General Manager: Indiana, 1985-88; President: Indiana, 1988-2003; CEO, 2003-08; President: New York, 2008-11; President of Basketball Operations: Indiana, 2012-present

School	Number of Players With NBA Rings	Total Number of NBA Rings
North Carolina	14	30
NC State	4	5
Virginia	3	4
Maryland	3	3
Duke	3	3
Clemson	2	5
Florida State	2	5
Wake Forest	2	6
Duke	3	3
Georgia Tech	1	4
Miami	1	1
Virginia Tech	1	1
Boston College	1	1

MICHAEL JORDAN



- Two-time National Player of the Year at UNC
- Two-time Olympic Gold Medal winner
- Won a record 10 NBA scoring titles
- Averaged 31.5 points per game in the NBA, best in NBA history
- 14-time NBA All-Star



Michael Jordan

- Member of the Naismith Hall of Fame
- ESPN's "Greatest Athlete of the 20th Century"
- Six-time NBA champion, six-time NBA Finals MVP, five-time NBA MVP

TEAM RECORDS: SEASON

MOST GAMES PLAYED

39 in 2007-08 (36-3)
 38 in 2011-12 (32-6)
 38 in 2008-09 (34-4)
 38 in 2006-07 (31-8)
 38 in 1997-98 (34-4)
 38 in 1992-93 (34-4)
 37 in 2010-11 (29-8)
 37 in 2009-10 (20-17)
 37 in 2004-05 (33-4)
 37 in 1988-89 (29-8)
 37 in 1980-81 (29-8)

MOST WINS (30 or more)

36 in 2007-08 (36-3)
 34 in 2008-09 (34-4)
 34 in 1997-98 (34-4)
 34 in 1992-93 (34-4)
 33 in 2004-05 (33-4)
 32 in 2011-12 (32-6)
 32 in 1986-87 (32-4)
 32 in 1981-82 (32-2)
 32 in 1956-57 (32-0)
 31 in 2006-07 (31-7)
 30 in 1945-46 (30-5)

MOST WINS WITHOUT A LOSS IN A SEASON

32 in 1956-57
(Ties NCAA Record with Indiana, 1975-76)

MOST CONSECUTIVE WINS

37 (32 games in 1956-57 and five games in 1957-58)
(ACC Record)
 34 (1923-25)
 21 (1985-86)
 21 (1983-84)
 20 (1967-68)

MOST LOSSES

20 in 2001-02 (8-20)
 17 in 2009-10 (20-17)
 16 in 2002-03 (19-16)
 15 in 1951-52 (12-15)
 15 in 1950-51 (12-15)
 14 in 1999-00 (22-14)

MOST POINTS SCORED

3,454 in 2007-08
 3,413 in 2008-09
 3,331 in 1988-89
 3,285 in 1986-87
 3,272 in 1992-93

HIGHEST SCORING AVERAGE/GAME

91.3 in 1986-87 (3,285 points in 36 games)
 90.0 in 1988-89 (3,331 points in 37 games)
 89.9 in 2008-09 (3,413 points in 38 games)
 89.1 in 1971-72 (2,762 points in 31 games)
 88.9 in 1969-70 (2,399 points in 27 games)
 88.9 in 1968-69 (2,844 points in 32 games)

HIGHEST AVERAGE SCORING MARGIN

17.8 points in 2008-09 (89.8-72.0)
 17.8 points in 1992-93 (86.1-68.3)
 17.7 points in 2004-05 (88.0-70.3)
 17.7 points in 1971-72 (89.1-71.4)
 17.6 points in 1985-86 (86.6-69.0)

MOST POINTS ALLOWED

2,949 in 1988-89
 2,828 in 2007-08
 2,735 in 2008-09
 2,695 in 1986-87
 2,661 in 2009-10

HIGHEST SCORING AVERAGE ALLOWED

79.7 in 1988-89 (2,949 points in 37 games)
 78.9 in 2001-02 (2,208 points in 28 games)
 78.8 in 1969-70 (2,128 points in 27 games)
 78.0 in 1974-75 (2,417 points in 31 games)
 77.9 in 1989-90 (2,650 points in 34 games)

MOST FIELD GOALS MADE

1,250 in 2007-08 (ACC record)
 1,238 in 1986-87
 1,228 in 1988-89
 1,219 in 1992-93
 1,205 in 2008-09

MOST FIELD GOALS ATTEMPTED

2,564 in 2007-08
 2,509 in 2008-09
 2,473 in 2011-12
 2,407 in 1992-93
 2,379 in 2006-07

HIGHEST FIELD GOAL PERCENTAGE

.559 in 1985-86 (1,197 of 2,140) (ACC Record)
 .543 in 1983-84 (966 of 1,779)
 .540 in 1984-85 (1,039 of 1,925)
 .537 in 1986-87 (1,238 of 2,304)
 .537 in 1976-77 (1,054 of 1,961)

MOST FREE THROWS MADE

817 in 1956-57
 739 in 2008-09
 738 in 2007-08
 724 in 2004-05
 700 in 1971-72

MOST FREE THROWS ATTEMPTED

1,167 in 1956-57 (ACC Record)
 1,108 in 1993-94
 998 in 2004-05
 983 in 2008-09
 975 in 2007-08

HIGHEST FREE THROW PERCENTAGE

.783 in 1983-84 (551 of 704)
 .761 in 1984-85 (569 of 748)
 .758 in 1959-60 (542 of 715)
 .757 in 2007-08 (738 of 975)
 .752 in 2008-09 (739 of 983)

MOST THREE-POINT FIELD GOALS MADE

290 in 2002-03
 277 in 2004-05
 266 in 1994-95
 264 in 2008-09
 235 in 1995-96

MOST THREE-POINT FIELD GOALS ATTEMPTED

822 in 2002-03
 687 in 2004-05
 682 in 2008-09
 648 in 1994-95
 606 in 2001-02

HIGHEST THREE-POINT FIELD GOAL PERCENTAGE

.437 in 1982-83 (132 of 302)
 .436 in 1986-87 (213 of 488)
 .430 in 1987-88 (169 of 393)
 .410 in 1994-95 (266 of 648)
 .403 in 2004-05 (277 of 687)

MOST REBOUNDS

1,711 in 2011-12
 1,695 in 2007-08
 1,597 in 2008-09
 1,578 in 2010-11
 1,561 in 1992-93

HIGHEST REBOUNDING AVERAGE PER GAME

49.9 in 1960-61 (1,148 rebounds, 23 games)
 48.8 in 1963-64 (1,171 rebounds, 24 games)
 48.1 in 1955-56 (1,106 rebounds, 23 games)
 47.2 in 1967-68 (1,511 rebounds, 32 games)
 47.0 in 1966-67 (1,505 rebounds, 32 games)



Jeffrey Camarati

John Henson helped Carolina to three of its top four all-time blocked shot seasons in 2009-10, 2010-11 and 2011-12.

MOST ASSISTS

855 in 1972-73 (ACC Record)
 800 in 1985-86
 788 in 1988-89
 782 in 1986-87
 706 in 2004-05

HIGHEST ASSIST AVERAGE PER GAME

25.9 in 1972-73 (855 assists, 33 games) (ACC Record)
 24.2 in 1973-74 (677 assists, 28 games)
 23.5 in 1985-86 (800 assists, 34 games)
 22.0 in 1971-72 (683 assists, 31 games)
 21.7 in 1986-87 (782 assists, 36 games)

MOST BLOCKED SHOTS

221 in 2011-12
 219 in 1993-94
 209 in 2009-10
 204 in 2010-11
 196 in 2008-09

MOST STEALS

362 in 2004-05
 357 in 1992-93
 356 in 1976-77
 325 in 2008-09
 319 in 1986-87

MOST PERSONAL FOULS

699 in 1974-75
 684 in 1976-77
 675 in 1972-73
 673 in 1982-83
 662 in 1986-87
 662 in 2004-05

TEAM RECORDS: SINGLE-GAME



Ty Lawson and Carolina shot nearly 71 percent from the floor on Nov. 23, 2007, vs. Old Dominion.

MOST POINTS SCORED

129 vs. VMI, Dec. 17, 1994 (129-89)
 129 vs. Manhattan, Dec. 27, 1985 (129-45) in Miami, Fla.
 128 vs. Dartmouth, Dec. 5, 1972 (128-86) in Greensboro
 127 vs. Richmond, Dec. 8, 1965 (127-76)
 127 vs. Rice, Dec. 2, 1971 (127-69)

MOST POINTS SCORED IN A HALF

77 vs. VMI, Dec. 17, 1994 (1st half: 77-42)

LARGEST HALFTIME LEAD

47 vs. Florida Atlantic, Dec. 19, 2006 (65-18)

LARGEST MARGIN OF VICTORY

84 vs. Manhattan, Dec. 27, 1985 (129-45) in Miami, Fla. (*ACC Record*)
 69 vs. Davidson, Feb. 7, 1945 (89-20)
 68 vs. UNC Asheville, Nov. 30, 2008 (116-48)
 68 vs. The Citadel, Feb. 18, 1991 (118-50)
 65 vs. Florida Southern, Dec. 1, 1969 (112-47)

MOST POINTS SCORED IN A LOSS

114 vs. Wake Forest, Dec. 20, 2003 (114-119, 3 OT)
 97 vs. Iowa, Jan. 7, 1989 (97-98)
 97 vs. West Virginia, Dec. 31, 1965 (97-102) in Raleigh
 96 at Florida State, Feb. 27, 1992 (96-110)
 96 vs. Wake Forest, Nov. 27, 1976 (96-97) in Greensboro
 96 vs. Duke, Jan. 3, 1975 (96-99) in Greensboro

LARGEST MARGIN OF DEFEAT

43 at Lynchburg Elks, Feb. 20, 1915 (20-63)
 42 at Kentucky, Jan. 9, 1950 (44-86)
 40 at Maryland, Feb. 22, 2003 (56-96)
 40 vs. NC State, Feb. 19, 1949 (39-79)
 40 vs. Virginia, Feb. 9, 1914 (27-67) in Raleigh

FEWEST POINTS SCORED

8 at NC State, Feb. 18, 1926 (8-17)
 13 at Roanoke, Feb. 9, 1916 (13-45)
 14 vs. Duke, Feb. 1, 1930 (14-36)
 14 at Virginia Tech, Feb. 19, 1919 (14-37)
 15 on several occasions

MOST POINTS, BOTH TEAMS

233 vs. Wake Forest, Dec. 20, 2003 (114-119, 3OT)
 231 vs. Kentucky, Dec. 27, 1989 (121-110) in Louisville, Ky.
 220 vs. Loyola Marymount, March 19, 1988 (123-97) in Salt Lake City, Utah
 219 at Tulane, Feb. 14, 1976 (113-106)
 214 vs. Dartmouth, Dec. 5, 1972 (128-96) in Greensboro

FEWEST POINTS, BOTH TEAMS

24 vs. Elon, Jan. 11, 1915 (15-9)
 25 at NC State, Feb. 18, 1926 (8-17)
 29 vs. Davidson, Feb. 24, 1930 (19-10)
 32 vs. Durham YMCA, Dec. 15, 1915 (18-14)
 32 at NC State, Feb. 12, 1927 (19-13)

MOST FIELD GOALS MADE

57 vs. Manhattan, Dec. 27, 1985 (57 of 78) in Miami, Fla.
 56 vs. Dartmouth, Dec. 5, 1972 (56 of 93) in Greensboro
 53 vs. VMI, Dec. 17, 1994 (53 of 80)
 52 vs. Rice, Dec. 12, 1971 (52 of 76)
 52 vs. Richmond, Dec. 8, 1965 (52 of 83)

FEWEST FIELD GOALS MADE (SINCE 1954)

7 vs. Duke, March 4, 1966 (7 of 15) in Raleigh
 10 at NC State, Dec. 28, 1957 (10 of 22)
 12 at Georgia Tech, Feb. 11, 1980 (12 of 32)

15 vs. Duke, March 8, 2002 (15 of 29) in Charlotte
 15 at South Carolina, Feb. 20, 1971 (15 of 41)

MOST FIELD GOAL ATTEMPTS

102 vs. Clemson, Dec. 4, 1954 (38 of 102)
 99 vs. Virginia, Feb. 6, 1968 (51 of 99)
 97 at South Carolina, Feb. 1, 1958 (44 of 97)
 95 at Tulane, Feb. 14, 1976 (43 of 95)
 94 vs. Georgia Tech, Feb. 9, 1973 (46 of 94) in Charlotte
 94 vs. Georgia, Dec. 18, 1963 (41 of 94)

HIGHEST FIELD GOAL PERCENTAGE (.700 OR BETTER)

.790 vs. Loyola Marymount, March 19, 1988 (49 of 62) in Salt Lake City, Utah
 .767 at Virginia, Jan. 7, 1978 (33 of 43)
 .754 vs. Old Dominion, Dec. 1, 1992 (43 of 57)
 .750 vs. Dartmouth, Dec. 21, 1983 (45 of 60)
 .736 vs. Wake Forest, Feb. 8 1986 (39 of 53)
 .735 vs. Wake Forest, Jan. 25, 1989 (36 of 49) in Greensboro
 .730 vs. Manhattan, Dec. 27, 1985 (57 of 78) in Miami, Fla.
 .727 vs. East Tennessee State, Dec. 1, 1970 (40 of 55)
 .720 vs. Virginia, Jan. 8, 1977 (36 of 50)
 .714 at St. Thomas, Dec. 28, 1973 (50 of 70)
 .711 vs. NC State, Jan. 8, 2000 (27 of 38)
 .709 vs. Old Dominion, Nov. 23, 2007 (39 of 55) in Las Vegas, Nev.
 .700 at Georgia Tech, Jan. 23, 1982 (28 of 40)

HIGHEST FIELD GOAL PERCENTAGE IN A HALF

.941 at Virginia, Jan. 7, 1978 (16 of 17, 2nd half) (*NCAA Record*)

LOWEST FIELD GOAL PERCENTAGE (UNDER 30 PERCENT)

.253 vs. Wake Forest, March 2, 1956 (19 of 75) in Raleigh
 .253 at Alabama, Jan. 4, 1955 (19 of 75)
 .257 at NC State, Dec. 31, 1955 (19 of 74)
 .276 at Georgia Tech, Jan. 16, 2011 (16 of 58)
 .282 vs. Houston, March 25, 1967 (24 of 85) in Louisville, Ky.
 .290 vs. Maryland, Dec. 18, 1954 (18 of 62)
 .291 vs. Duke, Feb. 4, 1955 (16 of 55)
 .292 vs. Duke, March 11, 2001 (19 of 65) in Atlanta, Ga.
 .295 at NC State, Feb. 22, 1964 (18 of 61)
 .296 at Florida, Dec. 21, 1964 (21 of 71)
 .297 at Duke, Feb. 28, 1958 (19 of 64)

MOST FREE THROWS MADE

43 at NC State, Jan. 15, 1957 (43 of 51)
 43 vs. South Carolina, Dec. 5, 1959 (43 of 53)
 41 vs. Clemson, Jan. 28, 1998 (41 of 59)
 37 vs. Clemson, March 11, 2005 (37 of 47) in Washington, D.C.
 37 vs. Louisville, Dec. 17, 1998 (37 of 54)
 37 at Nevada, Dec. 30, 1987 (37 of 47)
 37 at NC State, Feb. 24, 1976 (37 of 46)
 37 at NC State, Feb. 18, 1958 (37 of 46)

MOST FREE THROW ATTEMPTS

59 at Clemson, Jan. 14, 1956 (33 of 59)
 59 vs. Clemson, Jan. 28, 1998 (41 of 59)
 54 vs. Louisville, Dec. 17, 1998 (37 of 54)
 54 at Duke, March 1, 1957 (36 of 54)
 53 vs. South Carolina, Dec. 5, 1959 (43 of 53)
 51 at Clemson, Jan. 14, 1995 (34 of 51)
 51 at NC State, Jan. 15, 1957 (43 of 51)
 50 vs. Maryland, Feb. 15, 2004 (36 of 50)
 50 vs. Maryland, Jan. 7, 1995 (30 of 50)
 50 vs. Oregon State, Dec. 30, 1967 (34 of 50) in Portland, Ore.
 50 vs. Georgia Tech, Dec. 9, 1955 (26 of 50) in Charlotte

FEWEST FREE THROWS MADE

2 vs. Clemson, March 2, 2004 (2 of 4)
 2 at Wake Forest, Jan. 23, 1999 (2 of 6)
 2 vs. Utah, March 28, 1998 (2 of 7) in San Antonio, Texas
 2 vs. Duke, Jan. 17, 1990 (2 of 12)
 2 vs. NC State, March 8, 1987 (2 of 4) in Landover, Md.

FEWEST FREE THROW ATTEMPTS

4 vs. George Mason, March 19, 2006 (4 of 4) in Dayton, Ohio
 4 vs. Clemson, March 2, 2004 (2 of 4)
 4 vs. NC State, March 8, 1987 (2 of 4) in Landover, Md.
 5 at Maryland, Jan. 14, 1986 (5 of 5)
 5 at Virginia, Feb. 3, 1982 (4 of 5)

HIGHEST FREE THROW PERCENTAGE (95 PERCENT OR BETTER, MIN. 10 ATT.)

1.000 at Duke, March 5, 1994 (16 of 16)
 1.000 at LSU, Feb. 10, 1985 (13 of 13)
 1.000 at Georgia Tech, Jan. 29, 2000 (12 of 12)
 1.000 vs. Wake Forest, Feb. 24, 1998 (12 of 12)
 1.000 at Georgia Tech, March 10, 1985 (12 of 12)
 1.000 vs. Maryland, Feb. 19, 1984 (12 of 12)
 1.000 vs. Rutgers, Dec. 22, 1980 (11 of 11) in Charlotte
 .964 vs. Niagara, Dec. 30, 1978 (27 of 28) in Rochester, NY.
 .958 vs. NC State, March 11, 2007 (23 of 24) in Tampa, Fla.
 .950 vs. Maryland, Feb. 10, 2001 (19 of 20)
 .950 vs. Florida State, Feb. 17, 1973 (19 of 20) in New York, N.Y.


LOWEST FREE THROW PERCENTAGE (MIN. 10 ATT.)

.167 vs. Duke, Jan. 17, 1990 (2 of 12)
 .300 vs. South Florida, Dec. 3, 1979 (3 of 10) in St. Petersburg, Fla.
 .316 at Virginia, Feb. 24, 1964 (6 of 19)
 .364 at Virginia, Feb. 25, 2001 (4 of 11)
 .364 vs. Duke, Dec. 2, 1978 (4 of 11) in Greensboro
 .368 vs. NC State, Feb. 25, 2003 (7 of 19)
 .400 at Duke, March 2, 1986 (6 of 15)
 .412 vs. Virginia Tech, Jan. 13, 2011 (7 of 17)
 .417 at Georgia Tech, Feb. 16, 2010 (10 of 24)
 .421 at Michigan State, Nov. 29, 2000 (8 of 19)

MOST THREE-POINT FIELD GOALS MADE

17 vs. Florida State, Jan. 25, 1995 (17 of 25)
 16 vs. North Carolina A & T, Dec. 27, 2001 (16 of 33)
 16 at Maryland, Feb. 3, 2009 (16 of 25) (*ACC record for 20 feet, 9 inches*)
 14 vs. UNC Asheville, Nov. 30, 2008 (14 of 27)
 14 at Virginia, Jan. 29, 2005 (14 of 23)
 14 at Georgia Tech, Feb. 2, 2002 (14 of 31)

TEAM RECORDS: SINGLE-GAME



Getty Images

Rasheed Wallace (right) and UNC scored a school-record 129 points vs. VMI on December 17, 1994.



Jim Hawkins/IC

Danny Green helped UNC block 15 shots in a win at Duke on March 8, 2008.

- 14 vs. Florida State, Feb. 24, 1996 (14 of 31)
- 14 vs. VMI, Dec. 17, 1994 (14 of 28)
- 14 at NC State, Feb. 6, 1991 (14 of 25)
- 14 vs. Clemson, March 11, 1983 (14 of 24) in Atlanta, Ga.

MOST THREE-POINT FIELD GOAL ATTEMPTS

- 35 vs. Davidson, Jan. 8, 2003 (13 of 35)
- 34 at Clemson, Feb. 15, 2003 (12 of 34)
- 34 vs. Wake Forest, Feb. 2, 2003 (10 of 34)
- 34 vs. Hampton, Nov. 16, 2001 (6 of 34)
- 33 vs. N.C. A & T, Dec. 27, 2001 (16 of 33)

HIGHEST THREE-POINT FIELD GOAL PERCENTAGE

- .889 vs. Stetson, Dec. 3, 1986 (8 of 9)
- .875 vs. Texas, Dec. 5, 1992 (7 of 8) in Charlotte
- .857 at Virginia, Jan. 14, 1987 (6 of 7)
- .833 vs. NC State, Jan. 5, 1994 (5 of 6)
- .750 at Florida State, Jan. 24, 1996 (6 of 8)
- .750 at Georgia Tech, Mar. 10, 1989 (6 of 8)

MOST REBOUNDS

- 78 vs. Furman, Dec. 4, 1956
- 72 vs. Nicholls, Dec. 19, 2011
- 72 vs. Clemson, Dec. 4, 1954
- 69 vs. Tulane, Dec. 9, 1966
- 68 at VMI, Dec. 15, 1996
- 68 vs. LSU, Jan. 3, 1956
- 68 vs. Georgia Tech, Dec. 9, 1955, in Charlotte
- 67 vs. Tulane, Dec. 10, 1964
- 65 vs. Maryland, Feb. 21, 1968
- 65 vs. Clemson, Feb. 16, 1968, in Charlotte
- 65 vs. Utah, Dec. 27, 1956 in Raleigh

MOST OFFENSIVE REBOUNDS (STATISTIC FIRST KEPT IN 1986-87)

- 32 at Pittsburgh, Dec. 20, 1993
- 31 vs. Nicholls, Dec. 19, 2011
- 30 vs. Mississippi Valley State, Nov. 20, 2011
- 28 vs. Boston College, Jan. 4, 2009
- 28 vs. LSU, Dec. 19, 1996, in Greensboro
- 27 vs. Rhode Island, March 30, 2010, in New York, N.Y.
- 26 vs. Missouri, March 17, 2000, in Birmingham, Ala.
- 26 at VMI, Dec. 15, 1996
- 26 vs. Georgetown, Dec. 7, 1989, in E. Rutherford, N.J.
- 25 at Maryland, Feb. 21, 2009
- 25 vs. Akron, Dec. 14, 2003
- 25 vs. Duke, Feb. 3, 2000
- 25 vs. Connecticut, Dec. 6, 1990

MOST DEFENSIVE REBOUNDS (STATISTIC FIRST KEPT IN 1986-87)

- 47 vs. Loyola Marymount, March 19, 1988, in Salt Lake City, Utah
- 42 vs. Long Island, March 25, 2011, in Newark, N.J.
- 42 vs. Oregon, Nov. 25, 2008, in Maui
- 42 vs. Navy, March 15, 1998, in Hartford, Conn.
- 42 at VMI, Dec. 15, 1996
- 41 vs. Ohio, March 23, 2012
- 41 vs. Nicholls, Dec. 19, 2011
- 41 vs. Evansville, Dec. 6, 2011
- 41 vs. Virginia, Jan. 21, 1999
- 41 vs. Texas, Dec. 5, 1992, in Charlotte

MOST ASSISTS

- 41 vs. Manhattan, Dec. 27, 1985, in Miami, Fla. (*Tied NCAA Record*)
- 41 vs. Rice, Dec. 2, 1971
- 40 at East Tennessee State, Dec. 20, 1975
- 40 vs. Dartmouth, Dec. 5, 1972, in Greensboro
- 39 vs. Howard, Nov. 29, 1975
- 38 vs. Oral Roberts, March 17, 1973, in New York, N.Y.
- 38 at Georgia Tech, Jan. 14, 1969
- 37 vs. VMI, Dec. 17, 1994
- 36 vs. Loyola Marymount, March 19, 1988, in Salt Lake City, Utah
- 36 vs. Florida State, Feb. 16, 1974, in Greenboro

MOST TURNOVERS

- 36 vs. Drake, March 22, 1969, in Louisville, Ky.
- 34 at NC State, Feb. 15, 1966
- 29 vs. Miami, Dec. 4, 2000
- 29 vs. Temple, Feb. 21, 1988
- 28 vs. Kentucky, Dec. 10, 1990
- 28 vs. Connecticut, Dec. 6, 1990
- 28 vs. South Carolina, Nov. 30, 1990, in Charlotte
- 28 at Hawaii-Loa, Nov. 29, 1986
- 26 at Clemson, Jan. 13, 2010
- 26 vs. FIU, Nov. 9, 2009
- 26 vs. Duke, March 12, 1989, in Atlanta, Ga.
- 26 vs. Loyola Marymount, March 19, 1988, in Salt Lake City, Utah
- 26 at Duke, March 6, 1988

FEWEST TURNOVERS

- 2 vs. Fairfield, March 13, 1997, in Winston-Salem
- 3 vs. Virginia, March 7, 1982, in Greensboro
- 5 vs. Wake Forest, Jan. 30, 1994
- 5 vs. NC State, March 12, 1983
- 6 at Wake Forest, Jan. 31, 2012
- 6 at NC State, Feb. 22, 2006
- 6 at Wake Forest, Jan. 28, 1995
- 6 vs. Hawaii, Dec. 1, 1993
- 6 at Georgia Tech, Feb. 28, 1991
- 6 vs. Maryland, Feb. 11, 1982
- 6 at Duke, Jan. 16, 1982

MOST BLOCKED SHOTS

- 18 vs. Stanford, Dec. 20, 1985 (*ACC Record*)
- 15 at Duke, March 8, 2008
- 14 vs. Virginia, Feb. 19, 1994
- 14 vs. NC State, Jan. 5, 1994
- 13 vs. Maryland, Jan. 9, 1991

MOST STEALS

- 23 at Tulane, Feb. 14, 1976
- 21 vs. The Citadel, Nov. 24, 1991
- 21 vs. Clemson, Jan. 5, 1977, in Greensboro
- 20 vs. UNC Asheville, Dec. 28, 2005
- 20 vs. Marshall, Jan. 2, 1994
- 20 vs. Manhattan, Dec. 27, 1985, in Miami, Fla.
- 20 vs. Dartmouth, Dec. 21, 1983
- 20 vs. Oregon State, Nov. 28, 1971, in Charlotte
- 19 vs. Cleveland State, Dec. 30, 2004
- 19 vs. Coastal Carolina, Dec. 30, 2003
- 19 vs. NC State, Feb. 6, 1993

MOST PERSONAL FOULS

- 38 vs. NC State, Jan. 19, 1954
- 36 vs. Texas A&M, March 9, 1980, in Denton, Texas
- 34 at Maryland, Feb. 17, 1971
- 33 vs. Maryland, March 8, 1958, in Raleigh
- 32 at Hawaii, Nov. 28, 1986

FEWEST PERSONAL FOULS

- 5 vs. Princeton, Dec. 22, 1996
- 6 vs. UNC Asheville, Dec. 28, 1995
- 6 vs. NC State, Jan. 4, 1974, in Greensboro
- 7 vs. Kent State, Jan. 2, 2008
- 7 at Virginia, Feb. 11, 1998
- 7 vs. Stetson, Dec. 3, 1987
- 7 vs. Manhattan, Dec. 27, 1985, in Miami, Fla.

MOST OVERTIMES

- 4 at Tulane, Feb. 14, 1976 (113-106) (*ties ACC record*)
- 3 vs. Wake Forest, Dec. 20, 2003 (114-119)
- 3 vs. Tulane, Nov. 30, 1982 (70-68)
- 3 at Duke, March 2, 1968 (86-87)
- 3 vs. Kansas, March 23, 1957 (54-53) in Kansas City, Mo.
- 3 vs. Michigan State, March 22, 1957 (74-70) in Kansas City, Mo.

SCORING RECORDS



Lennie Rosenbluth (center) tallied five 40-point scoring games in his career.



Michael Jordan scored 721 points during the 1982-83 season.

Sally Sather

SINGLE-GAME

MOST POINTS SCORED (40 or more)

49	Bob Lewis vs. Florida State, Dec. 16, 1965
48	Billy Cunningham vs. Tulane, Dec. 10, 1964
47	Lennie Rosenbluth vs. Furman, Dec. 3, 1956
45	Lennie Rosenbluth vs. Clemson, March 7, 1957, in Raleigh
45	Lennie Rosenbluth vs. William & Mary, Feb. 7, 1956
45	Lennie Rosenbluth at Clemson, Jan. 14, 1956
45	George Glamack vs. Clemson, Feb. 10, 1941
43	Charles Scott vs. Wake Forest, Jan. 17, 1970
43	Bob Lewis vs. Richmond, Dec. 8, 1965
42	Shammond Williams at Georgia Tech, Feb. 8, 1998
41	Kenny Smith at Clemson, Jan. 28, 1987
41	Charles Scott vs. Virginia, March 5, 1970, in Charlotte
40	Harrison Barnes vs. Clemson, March 12, 2011 in Greensboro
40	Tyler Hansbrough vs. Georgia Tech, Feb. 15, 2006
40	Charles Scott vs. Duke, March 8, 1969, in Charlotte
40	Billy Cunningham vs. Maryland, Jan. 13, 1964
40	Lennie Rosenbluth at Duke, March 1, 1957

MOST 40-POINT GAMES, CAREER

5	Lennie Rosenbluth
3	Charles Scott
2	Bobby Lewis
2	Billy Cunningham
1	Harrison Barnes, Tyler Hansbrough, Shammond Williams, Kenny Smith, George Glamack

MOST CONSECUTIVE 40-POINT GAMES

2	Lennie Rosenbluth (40 at Duke, March 1, 1957; 45 vs. Clemson, March 7, 1957 in Raleigh)
---	---

MOST CONSECUTIVE 30-POINT GAMES

5	Bobby Lewis (34 vs. William and Mary, Dec. 4, 1965; 30 at Ohio State, Dec. 6, 1965; 43 vs. Richmond, Dec. 8, 1965; 33 at Vanderbilt, Dec. 11, 1965; 49 vs. Florida State, Dec. 16, 1965)
4	Charles Scott, 1969-70
3	Lennie Rosenbluth, 1956-57 (twice)
2	Antawn Jamison, 1997-98
2	Hubert Davis, 1991-92
2	Brad Daugherty, 1985-86
2	Phil Ford, 1977-78
2	Dennis Wuycik, 1970-71
2	Charles Scott, 1969-70
2	Larry Miller, 1966-67 (twice)
2	Bob Lewis, 1965-66 (twice)
2	Billy Cunningham in 1964-65 (twice)
2	York Larese in 1960-61
2	Lennie Rosenbluth, 1956 -57

TWO TAR HEELS SCORING 30 POINTS IN SAME GAME

Feb. 8, 1998	at Georgia Tech (Shammond Williams 42, Antawn Jamison 31)
Dec. 8, 1965	vs. Richmond (Bob Lewis 43, Larry Miller 32)
Dec. 6, 1965	at Ohio State (Larry Miller 33, Bob Lewis 30)
Feb. 9, 1965	vs. Wake Forest (Billy Cunningham 35, Bob Lewis 35)
Jan. 16, 1965	at Virginia (Bob Lewis 35, Billy Cunningham 33)
Dec. 14, 1964	vs. Vanderbilt in Greensboro (Bob Lewis 31, Billy Cunningham 30)
Jan. 11, 1955	vs. Virginia (Lennie Rosenbluth 32, Tony Radovich 30)

MOST 20-POINT GAMES, CAREER

78	Tyler Hansbrough, 2005-09 (<i>ACC record</i>)
63	Lennie Rosenbluth, 1954-57
60	Larry Miller, 1965-68
57	Phil Ford, 1974-78
50	Charles Scott, 1967-70
50	Billy Cunningham, 1962-65

MOST CONSECUTIVE 20-POINT GAMES

20	Lennie Rosenbluth in 1956-57
13	Charles Scott in 1969-70
13	Lennie Rosenbluth in 1955-56
12	Bobby Lewis in 1965-66
10	Larry Miller in 1966-67

MOST POINTS SCORED — ACC REGULAR-SEASON GAME

45	Lennie Rosenbluth at Clemson, Jan. 14, 1956
----	---

MOST POINTS SCORED — ACC TOURNAMENT GAME

45	Lennie Rosenbluth vs. Clemson, quarterfinal, March 7, 1957, in Raleigh (ACC Record)
----	---

MOST POINTS SCORED — ACC CHAMPIONSHIP GAME

40	Charles Scott vs. Duke, March 8, 1969, in Charlotte (ACC Record)
----	--

MOST POINTS SCORED — NCAA TOURNAMENT CAREER

325	Tyler Hansbrough, 2005-09 (17 games)
-----	--------------------------------------

MOST POINTS SCORED — NCAA TOURNAMENT

39	Al Wood vs. Virginia, March 28, 1981, NCAA semifinal in Philadelphia, Pa.
39	Lennie Rosenbluth vs. Canisius, March 15, 1957, East Regional semifinal in Philadelphia, Pa.

MOST POINTS SCORED — NCAA CHAMPIONSHIP GAME

28	James Worthy vs. Georgetown, March 29, 1982, in New Orleans, La.
----	--

MOST POINTS SCORED — SMITH CENTER GAME

40	Tyler Hansbrough vs. Georgia Tech, Feb. 15, 2006
----	--

MOST POINTS SCORED — BY A FRESHMAN

40	Harrison Barnes vs. Clemson, March 12, 2011, in Greensboro (<i>ACC record</i>)
40	Tyler Hansbrough vs. Georgia Tech, Feb. 15, 2006 (<i>ACC record</i>)
31	Antawn Jamison at Maryland, Jan. 6, 1996
31	J.R. Reid vs. Notre Dame, March 19, 1987, in East Rutherford, N.J.
31	J.R. Reid vs. NC State, Jan. 18, 1987
31	Mike O'Koren vs. UNLV, March 26, 1977, in Atlanta, Ga.
31	Walter Davis vs. Duke, March 2, 1974

SCORING RECORDS



Jeffrey Camarati



Jeffrey Camarati

Tyler Hansbrough is the leading scorer in Carolina and ACC history and led Carolina to the 2009 NCAA championship.

The 2011-12 Tar Heels featured 1,000-point scorers Tyler Zeller, Harrison Barnes and John Henson.

SEASON

MOST POINTS SCORED - SEASON (600 or more)

895	Lennie Rosenbluth, 1956-57
882	Tyler Hansbrough, 2007-08
822	Antawn Jamison, 1997-98
740	Bob Lewis, 1965-66
731	Charles Scott, 1969-70
721	Michael Jordan, 1982-83
717	Larry Miller, 1967-68
714	Charles Scott, 1968-69
707	Hubert Davis, 1991-92
704	Tyler Hansbrough, 2008-09
700	Larry Miller, 1966-67
699	Tyler Hansbrough, 2006-07
690	Joseph Forte, 2000-01
687	Brad Daugherty, 1985-86
669	Al Wood, 1980-81
668	Antawn Jamison, 1996-97
652	Jerry Stackhouse, 1994-95
648	Harrison Barnes, 2011-12
647	Sean May, 2004-05
647	Wayne Ellington, 2007-08
637	Shammond Williams, 1997-98
625	Phil Ford, 1977-78
623	Brad Daugherty, 1984-85
623	Billy Cunningham, 1963-64
621	Tyler Zeller, 2011-12
617	Phil Ford, 1976-77
614	Lennie Rosenbluth, 1955-56
609	Billy Cunningham, 1964-65
607	Michael Jordan, 1983-84
604	Robert McAdoo, 1971-72
602	Wayne Ellington, 2008-09
600	Joseph Forte, 1999-00
600	Eric Montross, 1992-93



Antawn Jamison, 1995-98

HIGHEST SCORING AVERAGE (20.0 points or more)

28.0	Lennie Rosenbluth, 1956-57
27.4	Bob Lewis, 1965-66
27.1	Charles Scott, 1969-70
26.7	Lennie Rosenbluth, 1955-56
26.0	Billy Cunningham, 1963-64
25.5	Lennie Rosenbluth, 1954-55
25.4	Billy Cunningham, 1964-65
23.1	York Larese, 1960-61
22.7	Billy Cunningham, 1962-63
22.6	Tyler Hansbrough, 2007-08
22.4	Larry Miller, 1967-68
22.3	Charles Scott, 1968-69
22.2	Antawn Jamison, 1997-98
21.9	Larry Miller, 1966-67
21.4	Hubert Davis, 1991-92
21.3	Pete Brennan, 1957-58
21.0	Bob Lewis, 1964-65
20.9	Joseph Forte, 2000-01
20.9	Larry Miller, 1965-66

20.8	Phil Ford, 1977-78
20.7	Tyler Hansbrough, 2008-09
20.4	Doug Moe, 1960-61
20.2	Brad Daugherty, 1985-86
20.0	Rashad McCants, 2003-04
20.0	Michael Jordan, 1982-83

MOST POINTS IN A SEASON (by class)

Senior	895 by Lennie Rosenbluth, 1956-57
Junior	882 by Tyler Hansbrough, 2007-08
Sophomore	721 by Michael Jordan, 1982-83
Freshman	600 by Joseph Forte, 1999-00

HIGHEST SCORING AVERAGE IN A SEASON (by class)

Senior	28.0 by Lennie Rosenbluth, 1956-57
Junior	27.4 by Bob Lewis, 1965-66
Sophomore	25.5 by Lennie Rosenbluth, 1954-55
Freshman	18.9 by Tyler Hansbrough, 2005-06

MOST POINTS BY TWO PLAYERS (same season)

1,529	Tyler Hansbrough (882) and Wayne Ellington (647), 2007-08
1,459	Antawn Jamison (822) and Shammond Williams (637), 1997-98
1,414	Antawn Jamison (822) and Vince Carter (592), 1997-98
1,366	Lennie Rosenbluth (895) and Pete Brennan (471), 1956-57
1,314	Michael Jordan (721) and Sam Perkins (593), 1982-83

MOST POINTS BY THREE PLAYERS (same season)

2,051	Antawn Jamison (822), Shammond Williams (637) and Vince Carter (592), 1997-98
1,976	Tyler Hansbrough (882), Wayne Ellington (647) and Danny Green (447), 2007-08
1,887	Tyler Hansbrough (704), Wayne Ellington (602), Ty Lawson (581), 2008-09
1,777	Lennie Rosenbluth (895), Pete Brennan (471) and Tommy Kearns (411), 1956-57
1,768	Larry Miller (717), Charles Scott (562) and Rusty Clark (489), 1967-68

HIGHEST AVERAGE BY TWO PLAYERS (same season)

48.3	Bob Lewis (27.4) and Larry Miller (20.9), 1965-66
46.4	Billy Cunningham (25.4) and Bob Lewis (21.0), 1964-65
43.5	York Larese (23.1) and Doug Moe (20.4), 1960-61
42.7	Lennie Rosenbluth (28.0) and Pete Brennan (14.7), 1956-57
41.1	Charles Scott (27.1) and Dennis Wuycik (14.0), 1969-70

HIGHEST AVERAGE BY THREE PLAYERS (same season)

58.1	Bob Lewis (27.4), Larry Miller (20.9), Tom Gauntlett (9.8), 1965-66
55.8	Larry Miller (22.4), Charles Scott (17.6), Rusty Clark (15.8), 1967-68
55.5	Lennie Rosenbluth (28.0), Pete Brennan (14.7), Tommy Kearns (12.8), 1956-57
55.1	Billy Cunningham (25.4), Bob Lewis (21.0), Ray Respass (8.7), 1964-65
55.1	York Larese (23.1), Doug Moe (20.4), Jim Hudock (11.6), 1960-61

SIX PLAYERS IN DOUBLE FIGURES (same season)

1988-89 J.R. Reid (15.9), Kevin Madden (14.6), Steve Bucknall (13.1), Jeff Lebo (12.2), Rick Fox (11.5) and Scott Williams (11.4)

SCORING RECORDS



Billy Cunningham (left, 1,709 career points) and Bobby Lewis (1,836) outside Carmichael Auditorium during the arena's construction.

FIVE PLAYERS IN DOUBLE FIGURES (same season)

2008-09 Tyler Hansbrough (20.7), Ty Lawson (16.6), Wayne Ellington (15.8), Danny Green (13.1) and Deon Thompson (10.6)
 2004-05 Sean May (17.5), Rashad McCants (16.0), Jawad Williams (13.1), Raymond Felton (12.9) and Marvin Williams (11.3)
 1994-95 Jerry Stackhouse (19.2), Rasheed Wallace (16.6), Donald Williams (15.5), Jeff McInnis (12.4) and Dante Calabria (10.5)
 1986-87 Kenny Smith (16.9), Joe Wolf (15.2), J.R. Reid (14.7), Jeff Lebo (13.5) and Dave Popson (10.0)
 1971-72 Robert McAdoo (19.5), Dennis Wuycik (18.0), George Karl (11.0), Bill Chamberlain (10.9) and Bobby Jones (10.2)
 1958-59 York Larese (15.1), Lee Shaffer (13.2), Doug Moe (12.6), Harvey Salz (11.9) and Dick Kepley (10.6)

CAREER

MOST POINTS SCORED (1,000 points or more)

Name	Total Points	Player, Years
1.	2,872	Tyler Hansbrough, 2005-09
2.	2,290	Phil Ford, 1974-78
3.	2,145	Sam Perkins, 1980-84
4.	2,045	Lennie Rosenbluth, 1954-57
5.	2,015	Al Wood, 1977-81
6.	2,007	Charles Scott, 1967-70
7.	1,982	Larry Miller, 1965-68
8.	1,974	Antawn Jamison, 1995-98
9.	1,912	Brad Daugherty, 1982-86
10.	1,863	Walter Davis, 1973-77
11.	1,836	Bobby Lewis, 1964-67
12.	1,788	Michael Jordan, 1981-84
13.	1,765	Mike O'Koren, 1976-80
14.	1,747	George Lynch, 1989-93
15.	1,721	Rashad McCants, 2002-05
16.	1,709	Billy Cunningham, 1962-65
17.	1,703	Rick Fox, 1987-91
18.	1,694	Wayne Ellington, 2006-09
19.	1,636	Kenny Smith, 1983-87
20.	1,627	Eric Montross, 1990-94
21.	1,626	Jawad Williams, 2001-05
22.	1,615	Hubert Davis, 1988-92
23.	1,611	Mitch Kupchak, 1972-76
24.	1,567	Jeff Lebo, 1985-89
25.	1,552	J.R. Reid, 1986-89
26.	1,508	Scott Williams, 1986-90
27.	1,501	Tyler Zeller, 2008-12
28.	1,492	Donald Williams, 1991-95
29.	1,469	Dennis Wuycik, 1969-72
30.	1,447	Jason Capel, 1998-2002
31.	1,445	Shammond Williams, 1994-98
32.	1,414	Deon Thompson, 2006-10
33.	1,411	Brendan Haywood, 1998-2001
34.	1,392	Kris Lang, 1998-2002
35.	1,375	Ty Lawson, 2006-09
36.	1,368	Danny Green, 2005-09
37.	1,339	Rusty Clark, 1966-69
38.	1,332	Pete Brennan, 1955-58
39.	1,322	Al Lifson, 1952-55

40.	1,296	Kevin Madden, 1985-90
41.	1,293	George Karl, 1970-73
42.	1,290	Joseph Forte, 1999-01
43.	1,287	York Larese, 1958-61
44.	1,267	Vince Carter, 1995-98
45.	1,264	Bobby Jones, 1971-74
46.	1,261	Ed Cota, 1996-2000
47.	1,260	Raymond Felton, 2002-05
48.	1,254	Ademola Okulaja, 1995-99
49.	1,231	Joe Wolf, 1983-87
50.	1,228	Harrison Barnes, 2010-12
51.	1,219	James Worthy, 1979-82
52.	1,213	Sean May, 2002-05
53.	1,191	George Glamack, 1938-41
54.	1,187	Jerry Vayda, 1952-56
55.	1,165	Matt Doherty, 1980-84
56.	1,150	Pete Chilcutt, 1987-91
57.	1,128	Jeff McInnis, 1993-96
58.	1,124	John Henson, 2009-12
59.	1,113	Brian Reese, 1990-94
60.	1,098	Dante Calabria, 1992-96
61.	1,080	Jerry Stackhouse, 1993-95
62.	1,069	Bill Bunting, 1966-69
63.	1,053	Lee Shaffer, 1957-60
64.	1,019	Lee Dedmon, 1968-71
65.	1,018	Vince Grimaldi, 1950-53
66.	1,018	John "Hook" Dillon, 1944-48
67.	1,007	Tommy LaGarde, 1973-77

MOST POINTS SCORED BY YEARS PLAYED

Four-year career: 2,872 by Tyler Hansbrough, 2005-09
Three-year career: 2,045 by Lennie Rosenbluth, 1954-57
Two-year career: 1,290 by Joseph Forte, 1999-2001

HIGHEST SCORING AVERAGE (15.0 or higher)

26.9	Lennie Rosenbluth, 1954-57
24.8	Billy Cunningham, 1962-65
22.1	Charles Scott, 1967-70
22.1	Bobby Lewis, 1964-67
21.8	Larry Miller, 1965-68
20.2	Tyler Hansbrough, 2005-09
19.5	Robert McAdoo, 1971-72
19.0	Antawn Jamison, 1995-98
18.7	Phil Ford, 1974-78
18.6	Joseph Forte, 1999-2001
17.9	York Larese, 1958-61
17.7	Michael Jordan, 1981-84
17.6	Rashad McCants, 2002-05
16.9	Dennis Wuycik, 1969-72
16.5	Doug Moe, 1958-61
16.4	Pete Brennan, 1955-58
16.4	Harrison Barnes, 2010-12
16.2	J.R. Reid, 1986-89
16.0	Al Wood, 1977-81
15.9	Sam Perkins, 1980-84
15.8	Sean May, 2002-05
15.7	Walter Davis, 1973-77
15.7	Jerry Stackhouse, 1993-95
15.1	Mike O'Koren, 1976-80

HIGHEST SCORING AVERAGE BY YEARS PLAYED

Four-year career: 20.2 by Tyler Hansbrough, 2005-09
Three-year career: 26.9 by Lennie Rosenbluth, 1954-57
Two-year career: 18.6 by Joseph Forte, 1999-2001
One-year career: 19.5 by Robert McAdoo, 1971-72

MISCELLANEOUS

MOST GAMES SCORING IN DOUBLE FIGURES (in a season)

39	Tyler Hansbrough, 2007-08
36	Antawn Jamison, 1997-98
36	Eric Montross, 1992-93

MOST GAMES SCORING IN DOUBLE FIGURES (in a career)

133	Tyler Hansbrough, 2005-09 (<i>ACC record</i>)
118	Sam Perkins, 1980-84
112	Phil Ford, 1974-78
104	Al Wood, 1977-81
100	Mike O'Koren, 1976-80

SCORING RECORDS

MOST CONSECUTIVE GAMES IN DOUBLE FIGURES

64	Larry Miller (all 32 games in both 1966-67 and 1967-68)
55	Tyler Hansbrough (last game in 2006-07, all 39 games in 2007-08 and his first 15 games in 2008-09)
52	Charles Scott (last 10 games in 1967-68, all 32 games in 1968-69 and first 10 games in 1969-70)
43	Al Wood
40	Bob Lewis
40	Billy Cunningham

MOST POINTS IN A SEASON BY A FRESHMAN

600	Joseph Forte, 1999-2000
594	Rashad McCants, 2002-03
587	Tyler Hansbrough, 2005-06
580	Harrison Barnes, 2010-11
550	Sam Perkins, 1980-81

HIGHEST SCORING AVERAGE AS A FRESHMAN

18.9	Tyler Hansbrough, 2005-06
17.0	Rashad McCants, 2002-03
16.7	Joseph Forte, 1999-2000
16.4	Phil Ford, 1974-75
15.7	Harrison Barnes, 2010-11

MOST POINTS IN FIRST GAME AS A FRESHMAN

28	Rashad McCants vs. Penn State in Preseason NIT, Nov. 18, 2002, in Chapel Hill
----	---

MOST DOUBLE-FIGURE GAMES TO START A FRESHMAN SEASON

20	Rashad McCants, 2002-03
----	-------------------------

DOUBLE-DOUBLES

MOST DOUBLE-DOUBLES, POINTS & REBOUNDS, CAREER

60	Billy Cunningham, 1962-65
51	Antawn Jamison, 1995-98
47	Tyler Hansbrough, 2005-09
47	Sam Perkins, 1980-84
44	Mitch Kupchak, 1972-76

MOST DOUBLE-DOUBLES, POINTS & REBOUNDS, SEASON

22	Billy Cunningham, 1963-64
21	John Henson, 2010-11
21	Antawn Jamison, 1997-98
20	Mitch Kupchak, 1974-75
20	Billy Cunningham, 1962-63
20	Doug Moe, 1960-61

MOST CONSECUTIVE DOUBLE-DOUBLES, POINTS & REBOUNDS


40	Billy Cunningham, last 20 games in 1962-63 and first 20 games in 1963-64 (NCAA record)
11	Doug Moe, 1960-61
11	Doug Moe, last two games in 1959-60, first nine games in 1960-61
10	Billy Cunningham, 1964-65
9	John Henson, 2010-11

MOST DOUBLE-DOUBLES, POINTS & ASSISTS, CAREER

15	Phil Ford, 1974-78
13	Ed Cota, 1996-2000
11	Raymond Felton, 2002-05
8	Kendall Marshall, 2010-12
8	Kenny Smith, 1983-87

MOST DOUBLE-DOUBLES, POINTS & ASSISTS, SEASON

9	Phil Ford, 1975-76
6	Kendall Marshall, 2011-12
5	Raymond Felton, 2004-05
4	Raymond Felton, 2002-03
4	Ed Cota, 1999-2000
4	Jeff McInnis, 1995-96
4	Kenny Smith, 1986-87
4	Phil Ford, 1976-77



Jeffrey Camarati

POINT GUARD GREATS — Raymond Felton (left) and Phil Ford totaled 26 double-doubles (points & assists) between them.

MOST CONSECUTIVE DOUBLE-DOUBLES, POINTS & ASSISTS

3	Kendall Marshall, 2011-12
2	Ty Lawson, 2007-08
2	Raymond Felton (twice in 2002-03, once in 2004-05)
2	Ed Cota, 1996-97
2	Jeff McInnis, 1995-96
2	Steve Bucknall, 1988-89
2	Phil Ford (three times in 1975-76)

AVERAGED A DOUBLE-DOUBLE – SINGLE-SEASON

John Henson	11.7 points & 10.1 rebounds, 2010-11
Tyler Hansbrough	22.6 points & 10.2 rebounds, 2007-08
Sean May	17.5 points & 10.7 rebounds, 2004-05
Antawn Jamison	22.2 points & 10.5 rebounds, 1997-98
Mitch Kupchak	17.6 points & 11.3 rebounds, 1975-76
Mitch Kupchak	18.5 points & 10.8 rebounds, 1974-75
Bobby Jones	15.0 points & 10.5 rebounds, 1972-73
Robert McAdoo	19.5 points & 10.1 rebounds, 1971-72
Rusty Clark	15.8 points & 11.0 rebounds, 1967-68
Rusty Clark	13.9 points & 10.3 rebounds, 1966-67
Larry Miller	20.9 points & 10.3 rebounds, 1965-66
Billy Cunningham	25.4 points & 14.3 rebounds, 1964-65
Billy Cunningham	26.0 points & 15.8 rebounds, 1963-64
Billy Cunningham	22.7 points & 16.1 rebounds, 1962-63
Jim Hudock	14.9 points & 10.1 rebounds, 1961-62
Doug Moe	20.4 points & 14.0 rebounds, 1960-61
Lee Shaffer	18.2 points & 11.2 rebounds, 1959-60
Doug Moe	16.8 points & 11.3 rebounds, 1959-60
Pete Brennan	21.3 points & 11.7 rebounds, 1957-58
Pete Brennan	14.7 points & 10.4 rebounds, 1956-57
Lennie Rosenbluth	26.7 points & 11.5 rebounds, 1955-56
Lennie Rosenbluth	25.5 points & 11.7 rebounds, 1954-55

AVERAGED A DOUBLE-DOUBLE – CAREER

Sean May	15.8 points & 10.0 rebounds, 2002-05
Robert McAdoo	19.5 points & 10.1 rebounds, 1971-72
Rusty Clark	14.7 points & 10.2 rebounds, 1966-69
Billy Cunningham	24.8 points & 15.4 rebounds, 1962-65
Doug Moe	16.5 points & 10.6 rebounds, 1958-61
Pete Brennan	16.4 points & 10.5 rebounds, 1955-58
Lennie Rosenbluth	26.9 points & 10.4 rebounds, 1954-57



Jeffrey Camarati

Sean May averaged 15.8 points and 10.0 rebounds per game for his career and led Carolina to the 2005 NCAA championship.

FIELD GOAL RECORDS

FIELD GOALS MADE

MOST FIELD GOALS MADE — GAME

21	Billy Cunningham vs. Tulane, Dec. 10, 1964
20	Lennie Rosenbluth vs. Furman, Dec. 4, 1956

MOST FIELD GOALS MADE — ACC TOURNAMENT

19	Lennie Rosenbluth vs. Clemson, quarterfinal, March 7, 1957, in Raleigh (<i>ACC Record</i>)
----	--

MOST FIELD GOALS MADE — NCAA TOURNAMENT

16	Charles Scott vs. Drake, NCAA 3rd place, March 22, 1969, in Louisville, Ky.
----	---

MOST FIELD GOALS MADE — SMITH CENTER GAME

16	Antawn Jamison vs. Maryland, Feb. 14, 1998
----	--

MOST FIELD GOALS MADE — SEASON

316	Antawn Jamison, 1997-98
305	Lennie Rosenbluth, 1956-57
290	Charles Scott, 1968-69
289	Tyler Hansbrough, 2007-08
284	Brad Daugherty, 1985-86
282	Michael Jordan, 1982-83
281	Charles Scott, 1969-70
278	Larry Miller, 1966-67
274	Al Wood, 1980-81
270	Antawn Jamison, 1996-97

MOST FIELD GOALS MADE — CAREER

939	Tyler Hansbrough, 2005-09
865	Phil Ford, 1974-78
825	Al Wood, 1977-81
805	Charles Scott, 1967-70
787	Antawn Jamison, 1995-98
786	Sam Perkins, 1980-84
765	Larry Miller, 1965-68
760	Brad Daugherty, 1982-86
754	Walter Davis, 1973-77
721	Lennie Rosenbluth, 1954-57

MOST CONSECUTIVE FIELD GOALS MADE

16	Brad Daugherty (first 16 att. in 1985-86 vs. UCLA and Iona)
----	---

MOST CONSECUTIVE FIELD GOALS MADE — GAME

13	Brad Daugherty vs. UCLA, Nov. 24, 1985
12	Scott Williams vs. Virginia, Jan. 13, 1990

FIELD GOALS ATTEMPTED

MOST FIELD GOALS ATTEMPTED — SEASON

631	Lennie Rosenbluth, 1956-57
611	Charles Scott, 1969-70
577	Charles Scott, 1968-69
558	Joseph Forte, 2000-01
553	Larry Miller, 1966-67
546	Antawn Jamison, 1997-98
545	Larry Miller, 1967-68
535	Tyler Hansbrough, 2007-08
527	Michael Jordan, 1982-83
526	Billy Cunningham, 1963-64

MOST FIELD GOALS ATTEMPTED — CAREER

1,752	Tyler Hansbrough, 2005-09
1,678	Charles Scott, 1967-70
1,640	Phil Ford, 1974-78
1,571	Lennie Rosenbluth, 1954-57
1,498	Larry Miller, 1965-68
1,474	Al Wood, 1977-81
1,420	Walter Davis, 1973-77
1,387	Billy Cunningham, 1962-65
1,369	George Lynch, 1989-93
1,364	Antawn Jamison, 1995-98
1,364	Sam Perkins, 1980-84



Charles Scott made 805 field goals in just three seasons.

FIELD GOAL PERCENTAGE

HIGHEST FIELD GOAL PERCENTAGE — GAME (min. 10 made)

*1.000	Brad Daugherty vs. UCLA, Nov. 24, 1985 (13 of 13)
1.000	Scott Williams vs. Virginia, Jan. 13, 1990 (12 of 12)
1.000	Jeff McInnis vs. Cincinnati, Dec. 3, 1994, in Charlotte (10 of 10) <i>(*ACC Record, Most FGs Made in a Perfect Game)</i>

HIGHEST FIELD GOAL PERCENTAGE — SEASON

.697	Brendan Haywood, 1999-2000 (191 of 274) (<i>ACC record</i>)
.668	Bobby Jones, 1971-72 (127 of 190)
.654	Rasheed Wallace, 1994-95 (238 of 364)
.648	Brendan Haywood, 1998-99 (160 of 247)
.648	Brad Daugherty, 1985-86 (284 of 438)
.646	Brandan Wright, 2006-07 (228 of 353) (<i>ACC freshman record</i>)
.643	Mike O'Koren, 1977-78 (173 of 269)
.626	Sam Perkins, 1980-81 (199 of 318)
.625	Brad Daugherty, 1984-85 (238 of 381)
.624	Antawn Jamison, 1995-96 (201 of 322)

HIGHEST FIELD GOAL PERCENTAGE — CAREER (min. 100 made and two seasons played)

Rk.	Name (Years Played)	Made	Att.	Pct.
1.	Brendan Haywood (1997-01)	541	849	.637*
2.	Rasheed Wallace (1993-95)	377	594	.635
3.	Brad Daugherty (1982-86)	760	1,226	.620
4.	Bobby Jones (1971-74)	522	859	.608
5.	J.R. Reid (1986-89)	584	972	.601
6.	Warren Martin (1981-86)	256	431	.594
7.	Dennis Wuycik (1969-72)	519	880	.590
8.	Mitch Kupchak (1972-76)	651	1,110	.589
9.	Eric Montross (1990-94)	626	1,070	.585
10.	Tommy LaGarde (1973-77)	367	630	.583
11.	Kevin Madden (1985-90)	519	893	.581
12.	Antawn Jamison (1995-98)	787	1,364	.577
13.	Sam Perkins (1980-84)	786	1,364	.576
14.	Mike O'Koren (1976-80)	643	1,124	.572
15.	Dave Chadwick (1968-71)	179	315	.568
16.	Curtis Hunter (1982-87)	201	357	.563
17.	Al Wood (1977-81)	825	1,474	.560
18.	John Virgil (1976-80)	233	419	.556
19.	Scott Williams (1986-90)	595	1,080	.551
20.	Joe Wolf (1983-87)	511	928	.551
21.	Ed Davis (2008-2010)	210	383	.548
22.	Vince Carter (1995-98)	481	880	.547
23.	Charlie Shaffer (1961-64)	221	406	.544
24.	Tyler Zeller (2008-12)	547	1010	.542
25.	James Worthy (1979-82)	485	896	.541

*ACC career record

THREE-POINT FIELD GOAL RECORDS

THREE-POINT FIELD GOALS MADE

MOST THREE-POINTERS — GAME

8	Rashad McCants vs. Clemson, March 2, 2004
8	Raymond Felton at NC State, Jan. 26, 2003
8	Shammond Williams at Georgia Tech, Feb. 8, 1998
8	Jeff McInnis at Clemson, Feb. 14, 1996
8	Dante Calabria vs. Florida State, Jan. 25, 1995
8	Hubert Davis at Florida State, Feb. 27, 1992
7	Will Graves vs. Dayton, April 1, 2010, in New York, N.Y.
7	Wayne Ellington vs. Maryland, Feb. 3, 2009
7	Wayne Ellington vs. Miami, Jan. 17, 2009
7	Hubert Davis vs. Florida State, Dec. 15, 1991
7	Jeff Lebo at Richmond, Nov. 28, 1987

MOST THREE-POINTERS — HALF

7	Wayne Ellington vs. Miami, Jan. 17, 2009 (2nd half)
6	Danny Green vs. UNC Asheville, Nov. 30, 2008 (2nd half)
6	Hubert Davis at Florida State, Feb. 27, 1992 (2nd half)

MOST THREE-POINTERS — ACC REGULAR SEASON GAME

8	Rashad McCants vs. Clemson, March 2, 2004
8	Raymond Felton at NC State, Jan. 26, 2003
8	Shammond Williams at Georgia Tech, Feb. 8, 1998
8	Jeff McInnis at Clemson, Feb. 14, 1996
8	Dante Calabria vs. Florida State, Jan. 25, 1995
8	Hubert Davis at Florida State, Feb. 27, 1992

MOST THREE-POINTERS — ACC TOURNAMENT GAME

6	Harrison Barnes vs. Clemson, semifinal, March 12, 2011, in Greensboro
6	Jason Capel vs. Clemson, quarterfinal, March 9, 2001, in Atlanta, Ga.

MOST THREE-POINTERS — NCAA TOURNAMENT GAME

6	Shammond Williams vs. UNC Charlotte, East Regional 2nd round, March 14, 1998, in Hartford, Conn.
---	--

MOST THREE-POINTERS — NCAA CHAMPIONSHIP GAME

5	Donald Williams vs. Michigan, April 5, 1993, in New Orleans, La.
---	--

MOST THREE-POINTERS — SMITH CENTER GAME

8	Rashad McCants vs. Clemson, March 2, 2004
8	Dante Calabria vs. Florida State, Jan. 25, 1995

MOST CONSECUTIVE GAMES WITH A THREE-POINTER

34	Rashad McCants (last 19 games in 2003-04, first 15 in 2004-05)
34	Shammond Williams (last 27 in 1996-97, first seven in 1997-98)
34	Hubert Davis (last 21 games in 1990-91, first 13 in 1991-92)
28	Kenny Smith (first 28 games in 1986-87)

MOST CONSECUTIVE THREE-POINTERS MADE

12	Raymond Felton, 2004-05 (<i>ACC Record</i>)
----	---

MOST THREE-POINTERS — SEASON

95	Shammond Williams, 1996-97
87	Donald Williams, 1994-95
87	Kenny Smith, 1986-87
86	Shammond Williams, 1997-98
85	Wayne Ellington, 2008-09
85	Hubert Davis 1991-92
83	Donald Williams, 1992-93
78	Wayne Ellington, 2007-08
78	Rashad McCants, 2003-04
78	Jeff Lebo, 1987-88

MOST THREE-POINTERS — CAREER

233	Shammond Williams, 1994-98
229	Wayne Ellington, 2006-09
221	Rashad McCants, 2002-05
221	Donald Williams, 1991-95
211	Jeff Lebo, 1985-89
197	Hubert Davis, 1988-92
193	Dante Calabria, 1992-96
184	Danny Green, 2005-09
183	Melvin Scott, 2001-05
174	Raymond Felton, 2002-05

THREE-POINT FIELD GOALS ATTEMPTED

MOST THREE-POINT ATTEMPTS — GAME

14	Rashad McCants at Florida State, Jan. 22, 2004
14	Shammond Williams vs. Maryland, Jan. 8, 1997
14	Rick Fox vs. NC State, Feb. 6, 1991
14	Jeff Lebo vs. Iowa, Jan. 7, 1989
14	Jeff Lebo vs. Temple, Feb. 21, 1988
14	Kenny Smith vs. SMU, Dec. 30, 1986



Keith Worrell

Hubert Davis is Carolina's career three-point field goal percentage leader at .435.

MOST THREE-POINT ATTEMPTS — SEASON

227	Shammond Williams, 1996-97
218	Donald Williams, 1994-95
215	Shammond Williams, 1997-98
213	Kenny Smith, 1986-87
204	Wayne Ellington, 2008-09
199	Donald Williams, 1992-93
198	Hubert Davis, 1991-92
197	Will Graves, 2009-10
196	Rick Fox, 1990-91
195	Wayne Ellington, 2007-08
195	Dante Calabria, 1995-96

MOST THREE-POINT ATTEMPTS — CAREER

578	Shammond Williams, 1994-98
577	Wayne Ellington, 2006-09
572	Donald Williams, 1991-95
533	Rashad McCants, 2002-05
498	Melvin Scott, 2001-05
493	Jeff Lebo, 1985-89
491	Danny Green, 2005-09
469	Dante Calabria, 1992-96
464	Raymond Felton, 2002-05
453	Hubert Davis, 1988-92

THREE-POINT FIELD GOAL PERCENTAGE

HIGHEST THREE-POINT PCT. — GAME (min. 5 made)

1.000	Jason Capel vs. Clemson, March 9, 2001 (6 of 6), in Atlanta, Ga. (<i>ACC record</i>)
1.000	Hubert Davis vs. Eastern Michigan, March 22, 1991, in East Rutherford, N.J. (5 of 5)
1.000	Hubert Davis at Alabama, Nov. 30, 1989 (5 of 5)
.857	Dante Calabria vs. VMI, Dec. 17, 1994 (6 of 7)
.857	Michael Jordan vs. Georgia Tech, Jan. 29, 1983 (6 of 7), in Greensboro
.857	Jim Braddock vs. Rutgers, Jan. 5, 1983 (6 of 7), in Greensboro

HIGHEST THREE-POINT PCT. — SEASON (min. 50 made)

.496	Dante Calabria, 1994-95 (66 of 133)
.489	Hubert Davis, 1990-91 (64 of 131)
.472	Ty Lawson, 2008-09 (51 of 108)
.464	Jeff Lebo, 1987-88 (78 of 168)
.462	Jim Braddock, 1982-83 (43 of 93)
.450	Jeff Lebo, 1986-87 (67 of 149)
.447	Michael Jordan, 1982-83 (34 of 76)
.441	Wes Miller, 2005-06 (64 of 145)
.440	Raymond Felton, 2004-05 (70 of 159)
.438	Rick Fox, 1989-90 (70 of 160)

HIGHEST THREE-POINT PCT. — CAREER (min. 100 made)

.435	Hubert Davis, 1988-92 (197 of 453)
.428	Jeff Lebo, 1985-89 (211 of 493)
.419	Reyshawn Terry, 2003-07 (103 of 246)
.415	Rashad McCants, 2002-05 (221 of 533)
.412	Dante Calabria, 1992-96 (193 of 469)
.403	Shammond Williams, 1994-98 (233 of 578)
.403	Ty Lawson, 2006-09 (112 of 278)
.397	Wayne Ellington, 2006-09 (229 of 577)
.397	Jeff McInnis, 1993-96 (138 of 348)
.388	Rick Fox, 1987-91 (153 of 394)
.386	Donald Williams, 1991-95 (221 of 572)

FREE THROW RECORDS



Brian Fleming

Tyler Hansbrough made 982 free throws in his career, more than any player in NCAA history.

FREE THROWS MADE

MOST FREE THROWS MADE — GAME

21	York Larese vs. Duke, Dec. 29, 1959, in Raleigh (<i>Ties ACC Record</i>)
20	Tyler Zeller vs. Maryland, Feb. 29, 2012
19	Lennie Rosenbluth vs. Clemson, Jan. 14, 1956

MOST FREE THROWS MADE — ACC TOURNAMENT GAME

17	Charles Scott vs. Virginia, quarterfinal, March 5, 1970, in Charlotte (<i>ACC Record</i>)
----	---

MOST FREE THROWS MADE — NCAA TOURNAMENT GAME

15	Ty Lawson vs. Michigan State, April 6, 2009, in Detroit, Mich. (national championship game)
----	---

MOST FREE THROWS MADE — SMITH CENTER

20	Tyler Zeller vs. Maryland, Feb. 29, 2012
17	Tyler Hansbrough vs. Clemson, Feb. 10, 2008
14	Tyler Hansbrough vs. Virginia Tech, Feb. 13, 2007
14	Tyler Hansbrough vs. Georgia Tech, Jan. 20, 2007
14	Tyler Hansbrough vs. Georgia Tech, Feb. 15, 2006
14	Tyler Hansbrough vs. NC State, Jan. 7, 2006

MOST CONSECUTIVE FREE THROWS MADE

41	Jeff Lebo (from Jan. 3 to March 12, 1989)
----	---

MOST FREE THROWS MADE — SEASON

304	Tyler Hansbrough, 2007-08 (<i>ACC record</i>)
285	Lennie Rosenbluth, 1956-57
249	Tyler Hansbrough, 2008-09
242	Tyler Hansbrough, 2006-07
222	Bobby Lewis, 1965-66
214	Pete Brennan, 1957-58
191	Sean May, 2004-05
189	Lennie Rosenbluth, 1954-55
187	Tyler Hansbrough, 2005-06
185	Pete Brennan, 1956-57
185	Jerry Stackhouse, 1994-95

MOST FREE THROWS MADE — CAREER

982	Tyler Hansbrough, 2005-09 (<i>NCAA record</i>)
603	Lennie Rosenbluth, 1954-57
561	Sam Perkins, 1980-84
560	Phil Ford, 1974-78
512	Bobby Lewis, 1964-67
506	Pete Brennan, 1955-58
479	Mike O'Koren, 1976-80
452	Larry Miller, 1965-68
431	Dennis Wuycik, 1969-72
407	Tyler Zeller, 2008-12

FREE THROWS ATTEMPTED

MOST FREE THROWS ATTEMPTED — GAME

24	Billy Cunningham vs. Maryland, Jan. 13, 1964
24	Lennie Rosenbluth at Clemson, Jan. 14, 1956
23	Tyler Zeller vs. Maryland, Feb. 29, 2012

MOST FREE THROWS ATTEMPTED — ACC TOURNAMENT

21	Charles Scott vs. Virginia (made 17), quarterfinal, March 5, 1970, in Charlotte
----	---

MOST FREE THROWS ATTEMPTED — NCAA TOURNAMENT

19	Tyler Zeller vs. Long Island, East Regional 2nd round, March 25, 2011, in Charlotte
19	Tommy Kearns vs. Syracuse, East Regional final, March 16, 1957, in Philadelphia, Pa.

MOST FREE THROWS ATTEMPTED — SEASON

377	Tyler Hansbrough, 2007-08 (<i>ACC record</i>)
376	Lennie Rosenbluth, 1956-57
315	Tyler Hansbrough, 2006-07
296	Tyler Hansbrough, 2008-09
291	Pete Brennan, 1957-58
276	Antawn Jamison, 1997-98
274	Bobby Lewis, 1965-66
262	Pete Brennan, 1956-57
260	Jerry Stackhouse, 1994-95
256	Larry Miller, 1967-68

MOST FREE THROWS ATTEMPTED — CAREER

1,241	Tyler Hansbrough, 2005-09 (<i>ACC record</i>)
815	Lennie Rosenbluth, 1954-57
715	Pete Brennan, 1955-58
705	Sam Perkins, 1980-84
693	Phil Ford, 1974-78
661	Larry Miller, 1965-68
660	Mike O'Koren, 1976-80
660	Bobby Lewis, 1964-67
635	Antawn Jamison, 1995-98
633	Billy Cunningham, 1962-65

FREE THROW PERCENTAGE

HIGHEST FT PERCENTAGE — GAME (min. 15 made)

1.000	York Larese vs. Duke, Dec. 29, 1959 (21 of 21), in Raleigh
1.000	Phil Ford at NC State, Feb. 24, 1976 (16 of 16)

HIGHEST FT PERCENTAGE — NCAA TOURNAMENT GAME (min. 10 made)

1.000	Tyler Hansbrough vs. Radford, March 19, 2009 (12 of 12), in Greensboro
-------	--

HIGHEST FT PERCENTAGE — SEASON (min. 75 made)

.911	Shammond Williams, 1997-98 (133 of 146)
.878	Jeff Lebo, 1987-88 (86 of 98)
.876	Steve Hale, 1984-85 (85 of 97)
.871	Darrell Elston, 1973-74 (81 of 93)
.868	York Larese, 1959-60 (131 of 151)
.860	Kenny Smith, 1984-85 (98 of 114)
.858	Dennis Wuycik, 1970-71 (169 of 197)
.856	Sam Perkins, 1983-84 (155 of 181)
.854	Jason Capel, 1998-99 (76 of 89)
.853	Joseph Forte, 2000-01 (133 of 156)
.853	Phil Ford, 1976-77 (157 of 184)

HIGHEST FT PERCENTAGE — CAREER (min. 100 made)

Rk.	Name (Years Played)	Made	Att.	Pct.
1.	Shammond Williams (1994-98)	292	344	.849
2.	Marvin Williams (2004-05)	138	163	.847
3.	Danny Green (2005-2009)	202	239	.845
4.	Jeff Lebo (1985-89)	308	367	.839
5.	Jim Braddock (1979-83)	106	127	.835
6.	Dennis Wuycik (1969-72)	431	517	.834
7.	Darrell Elston (1971-74)	125	150	.833
8.	Ed Stahl (1972-75)	124	149	.832
9.	Ranzino Smith (1984-88)	136	165	.824
10.	Jason Capel (1998-02)	377	458	.823
	Kenny Smith (1983-87)	293	356	.823
12.	Hubert Davis (1989-92)	304	371	.819
13.	Steve Hale (1982-86)	230	283	.813
14.	Joseph Forte (1999-2001)	221	273	.810
15.	Wayne Ellington (2006-09)	233	288	.809
16.	Phil Ford (1974-78)	560	693	.808
17.	Sam Perkins (1980-84)	561	705	.796
	York Larese (1958-61)	351	441	.796
19.	Tyler Hansbrough (2005-09)	982	1241	.791
20.	Larry Brown (1960-63)	221	282	.784
21.	Tony Radovich (1952-56)	216	276	.783
22.	Ty Lawson (2006-09)	337	432	.780
	George Karl (1970-73)	305	391	.780
	Ray Respass (1962-65)	110	141	.780

REBOUNING RECORDS 

SINGLE-GAME

MOST REBOUNDS — GAME

30	Rusty Clark vs. Maryland, Feb. 21, 1968
28	Billy Cunningham vs. Maryland, Jan. 13, 1964
27	Billy Cunningham vs. Clemson, Feb. 16, 1963
25	Billy Cunningham vs. Tulane, Dec. 10, 1964
25	Lennie Rosenbluth vs. Virginia, Jan. 11, 1955
25	Lennie Rosenbluth vs. South Carolina, Dec. 9, 1954

MOST REBOUNDS — ACC REGULAR SEASON GAME

30	Rusty Clark vs. Maryland, Feb. 21, 1968
----	---

MOST REBOUNDS — ACC TOURNAMENT GAME

21	Lee Shaffer vs. Clemson, quarterfinal, March 5, 1959, in Raleigh
----	--

MOST REBOUNDS — ACC CHAMPIONSHIP GAME

19	Pete Brennan vs. South Carolina, March 9, 1957, in Raleigh
----	--

MOST REBOUNDS — NCAA TOURNAMENT GAME

22	Tyler Zeller vs. Ohio, March 23, 2012, in St. Louis, Mo.
----	--

MOST REBOUNDS — GAME (by a freshman)

20	Antawn Jamison at Virginia, Jan. 17, 1996
----	---

MOST REBOUNDS — GAME (by a guard)

16	Joseph Forte at Duke, Feb. 1, 2001
----	------------------------------------

MOST REBOUNDS — SMITH CENTER GAME

24	Sean May vs. Duke, March 6, 2005
21	Sean May vs. Akron, Dec. 14, 2003
21	Sean May vs. Duke, Feb. 5, 2004
19	Sean May vs. Kentucky, Dec. 4, 2004
18	Tyler Hansbrough vs. Duke, Feb. 6, 2008

SEASON

MOST REBOUNDS — SEASON (300 or more)

399	Tyler Hansbrough, 2007-08
397	Sean May, 2004-05
389	Antawn Jamison, 1997-98
379	Billy Cunningham, 1963-64
374	John Henson, 2010-11
365	Tyler Zeller, 2011-12
365	George Lynch, 1992-93
349	Brad Daugherty, 1984-85
348	John Henson, 2011-12
348	Bobby Jones, 1972-73
344	Billy Cunningham, 1964-65
341	Rusty Clark, 1967-68
339	Billy Cunningham, 1962-63
334	Mitch Kupchak, 1974-75
332	Pete Brennan, 1956-57
330	Sam Perkins, 1982-83
330	Rusty Clark, 1966-67
329	Antawn Jamison, 1996-97
321	Doug Moe, 1960-61
316	Mitch Kupchak, 1975-76
312	Robert McAdoo, 1971-72
309	Antawn Jamison, 1995-96
306	Brad Daugherty, 1985-86
303	Pete Brennan, 1957-58
301	Tyler Hansbrough, 2006-07
301	James Worthy, 1980-81

HIGHEST REBOUNING AVERAGE — SEASON

16.1	Billy Cunningham, 1962-63 (339 reb. in 21 games)
15.8	Billy Cunningham, 1963-64
14.3	Billy Cunningham, 1964-65
14.0	Doug Moe, 1960-61
11.7	Pete Brennan, 1957-58
11.7	Lennie Rosenbluth, 1954-55
11.6	Bud Maddie, 1952-53
11.5	Lennie Rosenbluth, 1955-56
11.3	Mitch Kupchak, 1975-76
11.3	Doug Moe, 1959-60



Jeffrey Camaratti

Tyler Zeller grabbed a UNC NCAA Tournament record 22 rebounds against Ohio in the 2012 Sweet 16.

CAREER

MOST REBOUNDS — CAREER (700 or more)

1,219	Tyler Hansbrough, 2005-09
1,167	Sam Perkins, 1980-84
1,097	George Lynch, 1989-93
1,062	Billy Cunningham, 1962-65
1,027	Antawn Jamison, 1995-98
1,006	Mitch Kupchak, 1972-76
1,003	Brad Daugherty, 1982-86
941	Eric Montross, 1990-94
929	Rusty Clark, 1966-69
890	Ademola Okulaja, 1995-99
885	John Henson, 2009-12
861	Scott Williams, 1986-90
854	Pete Brennan, 1955-58
839	Brendan Haywood, 1997-2001
834	Larry Miller, 1965-68
817	Bobby Jones, 1971-74
815	Mike O'Koren, 1976-80
807	Jason Capel, 1998-2002
790	Lennie Rosenbluth, 1954-57
788	Tyler Zeller, 2008-12
771	Sean May, 2002-05
766	Pete Chilcutt, 1987-91
743	Deon Thompson, 2006-10
731	J.R. Reid, 1986-89
729	Lee Dedmon, 1968-71

MOST REBOUNDS BY YEARS PLAYED

Four-year career: 1,219 by Tyler Hansbrough, 2005-09
Three-year career: 1,062 by Billy Cunningham, 1962-65
Two-year career: 511 by Rasheed Wallace, 1993-95

HIGHEST REBOUNING AVERAGE — CAREER

15.4	Billy Cunningham, 1962-65 (1,062 reb. in 69 games)
10.6	Doug Moe, 1958-61
10.5	Pete Brennan, 1955-58
10.4	Lennie Rosenbluth, 1954-57
10.2	Rusty Clark, 1966-69
10.0	Sean May, 2002-05
10.0	Bud Maddie, 1953-54
9.9	Antawn Jamison, 1995-98
9.2	Larry Miller, 1965-68
8.9	Bobby Jones, 1971-74

DOUBLE-DIGIT REBOUNING GAMES

MOST GAMES IN DOUBLE-FIGURE REBOUNDS — SEASON

22	Billy Cunningham, 1963-64
21	Billy Cunningham, 1962-63
21	John Henson, 2010-11
21	Antawn Jamison, 1997-98

MOST GAMES IN DOUBLE-FIGURE REBOUNDS — CAREER

61	Billy Cunningham, 1962-65
----	---------------------------

CONSECUTIVE GAMES IN DOUBLE-FIGURE REBOUNDS

40	Billy Cunningham (last 20 games in 1962-63 and first 20 games in 1963-64)
----	---

ASSIST RECORDS



Peyton Williams

Kendall Marshall averaged 9.75 assists per game in 2011-12.

SINGLE-GAME

MOST ASSISTS — SINGLE GAME

18	Raymond Felton vs. George Mason, Dec. 7, 2003
17	Ed Cota vs. UNLV, Dec. 4, 1999, in Charlotte
17	Jeff Lebo vs. UT Chattanooga, Nov. 18, 1988
16	Kendall Marshall at Maryland, Feb. 4, 2012
16	Kendall Marshall vs. Long Beach State, Dec. 10, 2011
16	Kendall Marshall vs. Florida State, Feb. 6, 2011
15	Kendall Marshall vs. Tennessee State, Nov. 22, 2011
15	Kendall Marshall at UNC Asheville, Nov. 13, 2011
14	Kendall Marshall vs. South Carolina, Nov. 25, 2011, in Las Vegas, Nev.
14	Kendall Marshall vs. Long Island, March 18, 2011, in Charlotte
14	Raymond Felton vs. Wyoming, March 24, 2003
14	Ed Cota vs. Florida State, Jan. 24, 1998
14	Ed Cota vs. Appalachian State, Jan. 17, 1998
14	Phil Ford at NC State, Feb. 23, 1977
14	Phil Ford vs. Brigham Young, Dec. 20, 1976
14	Phil Ford vs. Howard, Jan. 11, 1975

MOST ASSISTS — ACC REGULAR-SEASON GAME

16	Kendall Marshall at Maryland, Feb. 4, 2012
16	Kendall Marshall vs. Florida State, Feb. 6, 2011

MOST ASSISTS — ACC TOURNAMENT GAME

13	Larry Brown vs. South Carolina, quarterfinal, Feb. 28, 1963, in Raleigh
----	---

MOST ASSISTS — NCAA TOURNAMENT GAME

14	Kendall Marshall vs. Long Island, East 2nd round, March 18, 2011, in Charlotte
----	--

MOST ASSISTS — SMITH CENTER

18	Raymond Felton vs. George Mason, Dec. 7, 2003
----	---

MOST ASSISTS BY A FRESHMAN — GAME

16	Kendall Marshall vs. Florida State, Feb. 6, 2011
----	--

MOST ASSISTS IN FIRST GAME AS A FRESHMAN

10	Raymond Felton vs. Penn State, Nov. 18, 2002, Preseason NIT (ties ACC record)
----	--

MOST ASSISTS IN TWO CONSECUTIVE GAMES

29	Kendall Marshall vs. Tennessee State (15) & South Carolina (14); vs. Long Beach State (16) & Appalachian State (13), 2011
----	---

MOST ASSISTS IN THREE CONSECUTIVE GAMES

41	Ed Cota vs. Appalachian State (14), at NC State (13) and vs. Florida State (14), 1997-98
----	--

MOST ASSISTS IN FOUR CONSECUTIVE GAMES

52	Kendall Marshall vs. UNC Asheville (15), Mississippi Valley State (8), Tennessee State (15) & South Carolina (14), Nov. 2011
----	--

MOST ASSISTS IN FIVE CONSECUTIVE GAMES

60	Kendall Marshall vs. UNC Asheville (15), Mississippi Valley State (8), Tennessee State (15), South Carolina (14) and UNLV (8), Nov. 2011
----	--

SEASON

MOST ASSISTS — SINGLE SEASON

351	Kendall Marshall, 2011-12 (ACC record, 4th-best NCAA history)
284	Ed Cota, 1999-2000
274	Ed Cota, 1997-98
249	Raymond Felton, 2004-05
238	Ed Cota, 1998-99
236	Raymond Felton, 2002-03
235	Kenny Smith, 1984-85

234	Ed Cota, 1996-97
230	Kendall Marshall, 2010-11
230	Ty Lawson, 2008-09

CAREER

MOST ASSISTS — CAREER (500 or more)

1,030	Ed Cota, 1996-2000 (3rd-best in NCAA history)
768	Kenny Smith, 1983-87
753	Phil Ford, 1974-78
698	Raymond Felton, 2002-05
637	Derrick Phelps, 1990-94
629	King Rice, 1987-91
608	Ty Lawson, 2006-09
581	Kendall Marshall, 2010-12
580	Jeff Lebo, 1985-89
525	Jimmy Black, 1978-82
503	Steve Hale, 1982-86

MOST ASSISTS BY YEARS PLAYED

Four-year career:	1,030 by Ed Cota, 1996-2000
Three-year career:	698 by Raymond Felton, 2002-05
Two-year career:	581 by Kendall Marshall, 2010-12

MISCELLANEOUS

MOST ASSISTS — BY A FRESHMAN

236	Raymond Felton, 2002-03
234	Ed Cota, 1996-97
230	Kendall Marshall, 2010-11

HIGHEST ASSIST AVERAGE — SINGLE SEASON

9.75	Kendall Marshall, 2011-12 (351 assists in 36 games) (ACC record)
8.11	Ed Cota, 1999-2000 (284 assists in 35 games)
7.44	Ed Cota, 1998-99
7.41	Ed Cota, 1997-98
7.1	Raymond Felton, 2003-04

HIGHEST ASSIST AVERAGE — CAREER

7.96	Kendall Marshall, 2010-12 (581 assists in 73 games) (2nd-best in ACC)
7.46	Ed Cota, 1996-2000 (1,030 assists in 138 games)
6.9	Raymond Felton, 2002-05
6.1	Kenny Smith, 1983-87
6.1	Phil Ford, 1974-78
5.8	Ty Lawson, 2006-09
5.2	Larry Brown, 1960-63
4.8	Derrick Phelps, 1990-94
4.5	King Rice, 1987-91
4.4	Jeff McInnis, 1993-96
4.4	Jeff Lebo, 1985-89

HIGHEST ASSIST AVERAGE — BY A FRESHMAN

6.88	Ed Cota, 1996-97 (234 assists in 34 games)
6.74	Raymond Felton, 2002-03
6.22	Kendall Marshall, 2010-11

MOST GAMES WITH 10 OR MORE ASSISTS — SEASON

17	Kendall Marshall, 2011-12 (ACC record)
12	Ed Cota, 1999-2000

MOST GAMES WITH 10 OR MORE ASSISTS — CAREER

32	Ed Cota, 1996-00
23	Kendall Marshall, 2010-12
18	Raymond Felton, 2002-05
16	Phil Ford, 1974-78
13	Kenny Smith, 1983-87

HIGHEST ASSIST-TURNOVER RATIO — SEASON (min. 200 assists)

3.489	Ty Lawson, 2008-09 (230 assists, 66 turnovers) (ACC record)
3.475	Kendall Marshall, 2011-12 (351 assists, 101 turnovers)
2.72	King Rice, 1990-91 (207 assists, 76 turnovers)
2.57	Ty Lawson, 2006-07 (213 assists, 83 turnovers)
2.50	Kendall Marshall, 2010-11 (230 assists, 92 turnovers)

HIGHEST ASSIST-TURNOVER RATIO — CAREER (min. 300 assists)

3.01	Kendall Marshall, 2010-12 (581 assists, 193 turnovers) (ACC record)
2.78	Ty Lawson, 2006-09 (608 assists, 219 turnovers)
2.36	King Rice, 1987-91 (629 assists, 287 turnovers)
2.26	Matt Doherty, 1980-84 (446 assists, 197 turnovers)
2.21	Jeff Lebo, 1985-89 (580 assists, 263 turnovers)

STEAL RECORDS

Andrew Cline/The Daily Tar Heel



The defense of Derrick Phelps was a key factor in the run to the 1993 NCAA title. Phelps tallied a UNC-record 247 steals from 1990-94.

Keith Worrell



George Lynch ranks second in Carolina history in steals.

SINGLE-GAME

MOST STEALS — SINGLE GAME

9	Derrick Phelps at Georgia Tech, Feb. 2, 1992
8	Ty Lawson vs. Michigan State, April 6, 2009, in Detroit, Mich.
8	Tyler Hansbrough vs. UNC Asheville, Dec. 28, 2005
8	Derrick Phelps vs. Central Florida, Dec. 7, 1991
8	Dudley Bradley vs. Oregon State, Nov. 30, 1977
7	Ty Lawson vs. Michigan State, Dec. 3, 2008, in Detroit, Mich.
7	Derrick Phelps vs. Maryland, Feb. 10, 1994
7	George Lynch vs. Florida State, Jan. 27, 1993
7	Derrick Phelps vs. Cornell, Jan. 4, 1993
7	Derrick Phelps vs. Houston, Dec. 13, 1992
7	Jimmy Black vs. Tulsa, Dec. 3, 1981
7	Dudley Bradley vs. Duke, March 3, 1979, in Greensboro
7	Dudley Bradley vs. Wake Forest, Dec. 1, 1978, in Greensboro

MOST STEALS — ACC REGULAR SEASON GAME

9	Derrick Phelps at Georgia Tech, Feb. 2, 1992
---	--

MOST STEALS — ACC TOURNAMENT GAME

7	Dudley Bradley vs. Duke, championship, March 3, 1979, in Greensboro
---	---

MOST STEALS — NCAA TOURNAMENT GAME

8	Ty Lawson vs. Michigan State, April 6, 2009, in Detroit, Mich. (national championship game)
---	---

MOST STEALS — SMITH CENTER GAME

8	Tyler Hansbrough vs. UNC Asheville, Dec. 28, 2005
8	Derrick Phelps vs. Central Florida, Dec. 7, 1991

MOST STEALS BY A FRESHMAN

8	Tyler Hansbrough vs. UNC Asheville, Dec. 28, 2005 (ACC freshman record)
---	---

SEASON

MOST STEALS — SINGLE SEASON

97	Dudley Bradley, 1978-79
89	George Lynch, 1992-93
82	Derrick Phelps, 1992-93
78	Derrick Phelps, 1991-92
78	Michael Jordan, 1982-83
78	Walter Davis, 1976-77
75	Ty Lawson, 2008-09
72	Raymond Felton, 2004-05
71	Walter Davis, 1975-76
70	Rick Fox, 1990-91

CAREER

MOST STEALS — CAREER

247	Derrick Phelps, 1990-94
241	George Lynch, 1989-93
197	Rick Fox, 1987-91
195	Kenny Smith, 1983-87
192	Ed Cota, 1997-00
191	Raymond Felton, 2002-05
190	Dudley Bradley, 1975-79
184	Ty Lawson, 2006-09
183	Mike O'Koren, 1976-80
180	Tyler Hansbrough, 2005-09

MOST STEALS BY YEARS PLAYED

Four-year career: 247 by Derrick Phelps, 1990-94
Three-year career: 191 by Raymond Felton, 2002-05

BLOCKED SHOT RECORDS

SINGLE-GAME

MOST BLOCKED SHOTS — GAME

10	Brendan Haywood vs. Miami (Fla.), Dec. 4, 2000
9	John Henson vs. Michigan State, Nov. 11, 2011, in San Diego, Calif. (on USS Carl Vinson)
9	Warren Martin vs. Stanford, Dec. 20, 1985

MOST BLOCKED SHOTS — ACC REGULAR-SEASON GAME

8	Warren Martin vs. NC State, Jan. 16, 1985
---	---

MOST BLOCKED SHOTS — ACC TOURNAMENT GAME

6	Eric Montross vs. Florida State, quarterfinal, March 11, 1994, in Charlotte
---	---

MOST BLOCKED SHOTS — NCAA TOURNAMENT GAME

6	John Henson vs. Long Island, March 18, 2011, East 2nd round, in Charlotte
6	Rasheed Wallace vs. Georgetown, Southeast Regional semifinal, March 23, 1995, in Birmingham, Ala.
6	Warren Martin vs. Middle Tennessee State, Southeast Regional 1st round, March 14, 1985, in South Bend, Ind.

MOST BLOCKED SHOTS — SMITH CENTER GAME

10	Brendan Haywood vs. Miami (Fla.), Dec. 4, 2000
----	--

SEASON

MOST BLOCKED SHOTS — SEASON

120	Brendan Haywood, 2000-01
118	John Henson, 2010-11
101	John Henson, 2011-12
93	Rasheed Wallace, 1994-95
91	Brendan Haywood, 1999-00
81	Warren Martin, 1985-86
81	Warren Martin, 1984-85
67	Sam Perkins, 1980-81
65	Ed Davis, 2008-09
65	Brandan Wright, 2006-07
65	Sam Perkins, 1982-83

MOST BLOCKED SHOTS PER GAME — SEASON

3.64	Brendan Haywood, 2000-01 (120 blocks in 33 games)
3.19	John Henson, 2010-11 (118 blocks in 37 games)
2.89	John Henson, 2011-12 (101 blocks in 35 games)
2.79	Warren Martin, 1985-86 (81 blocks in 29 games)
2.78	Ed Davis, 2009-10 (64 blocks in 23 games)

CAREER

MOST BLOCKED SHOTS — CAREER

304	Brendan Haywood, 1997-2001
279	John Henson, 2009-12
245	Sam Perkins, 1980-84
190	Warren Martin, 1981-86
174	Kevin Salvadori, 1990-94
169	Eric Montross, 1990-94
161	Scott Williams, 1986-90
156	Rasheed Wallace, 1993-95
155	Danny Green, 2005-2009
146	Brad Daugherty, 1982-86

MOST BLOCKED SHOTS PER GAME — CAREER

2.56	John Henson, 2009-12 (279 blocks in 109 games)
2.26	Rasheed Wallace, 1993-95 (156 blocks in 69 games)
2.13	Brendan Haywood, 1997-2001 (304 blocks in 141 games)
2.11	Ed Davis, 2009-11 (129 blocks in 61 games)
1.81	Sam Perkins, 1980-84 (245 blocks in 135 games)

MOST BLOCKED SHOTS BY YEARS PLAYED

Four-year career: 304 by Brendan Haywood, 1997-2001

Three-year career: 279 by John Henson, 2009-12

Two-year career: 156 by Rasheed Wallace, 1993-95

Robert Crawford



John Henson's 2.56 blocks per game in his career helped him to second place in UNC history in total blocks with 279.

Tom Copeland/Greensboro News & Record



Brendan Haywood holds UNC records for blocks in a game, a season and a career.

MISCELLANEOUS RECORDS

MOST GAMES PLAYED — SINGLE SEASON

39	Tyler Hansbrough, Wayne Ellington, Danny Green, Deon Thompson and Marcus Ginyard in 2007-08
38	Ed Davis, Larry Drew II, Wayne Ellington, Bobby Frasor, Danny Green and Deon Thompson in 2008-09
38	Wayne Ellington, Tyler Hansbrough, Ty Lawson, Wes Miller, Alex Stepheson, Reyshawn Terry and Deon Thompson in 2006-07
38	Vince Carter, Brendan Haywood, Makhtar Ndiaye, Ademola Okulaja and Shammond Williams in 1997-98
38	George Lynch, Eric Montross, Henrik Rodl, Kevin Salvadori and Pat Sullivan in 1992-93
38	Harrison Barnes, Reggie Bullock, James Michael McAdoo, Justin Watts and Tyler Zeller in 2011-12

MOST GAMES PLAYED — CAREER

152	Deon Thompson, 2006-10 (<i>NCAA record</i>)
145	Danny Green, 2005-09
143	Marcus Ginyard, 2005-10
142	Tyler Hansbrough, 2005-09
141	Brendan Haywood, 1997-2001
140	Pete Chilcutt, 1987-91
140	Rick Fox, 1987-91
140	King Rice, 1987-91
140	George Lynch, 1989-93
140	Henrik Rodl, 1989-93

MOST CAROLINA WINS PLAYED — SINGLE SEASON

36	Tyler Hansbrough, Wayne Ellington, Danny Green, Deon Thompson and Marcus Ginyard in 2007-08
34	George Lynch, Eric Montross, Henrik Rodl, Kevin Salvadori and Pat Sullivan in 1992-93
34	Vince Carter, Brendan Haywood, Makhtar Ndiaye, Ademola Okulaja and Shammond Williams in 1997-98
34	Ed Davis, Larry Drew II, Wayne Ellington, Bobby Frasor, Danny Green and Deon Thompson in 2008-09

MOST CAROLINA WINS PLAYED — CAREER

123	Danny Green, 2005-09 (23 in 2005-06, 30 in 2006-07, 36 in 2007-08, 34 in 2008-09)
121	Deon Thompson, 2006-10 (30 in 2006-07, 36 in 2007-08, 34 in 2008-09, 20 in 2009-10)
120	Tyler Hansbrough, 2005-09 (23 in 2005-06, 31 in 2006-07, 36 in 2007-08, 30 in 2008-09)
115	Sam Perkins, 1980-84 (29 in 1980-81, 31 in 1981-82, 27 in 1982-83, 28 in 1983-84)

MOST ACC WINS PLAYED — CAREER (includes ACC Tournament games)

58	Danny Green, 2005-09
58	Tyler Hansbrough, 2005-09
57	Quentin Thomas, 2004-08
56	Sam Perkins, 1980-84
54	Eric Montross, 1990-94

TRIPLE-DOUBLE

(10 or More Points, Rebounds and Blocked Shots in Same Game)

Brendan Haywood vs. Miami (Fla.), Dec. 4, 2000 (18 points, 14 rebounds, 10 blocks)

TRIPLE-DOUBLE

(10 or More Points, Rebounds and Assists in Same Game)

Jason Capel vs. Buffalo, Dec. 17, 2000 (16 points, 11 rebounds, 10 assists)

(*Note: The *Charlotte Observer* reported that Billy Cunningham had 33 points, 16 rebounds and 11 assists vs. Virginia on Jan. 16, 1965. However, assists were not an official statistic at that point.)

ONLY PLAYER IN NCAA HISTORY WITH 1,000 POINTS, 1,000 ASSISTS AND 500 REBOUNDS

Ed Cota (1,261 points, 1,030 assists and 517 rebounds)

MOST WINS BY A CLASS (Four-year span)

124	2008-09
123	2007-08
121	2006-10
117	1983-84
116	1988-89

MOST PERSONAL FOULS

443 Scott Williams, 1986-1990 (*ACC record*)

MOST GAMES PLAYED WITHOUT FOULING OUT

138 Ed Cota, 1996-2000 (*NCAA record*)



Jeffrey Camarati

The 2009 senior class won 124 games, the most in Carolina history.



Peyton Williams

Deon Thompson played in an NCAA-record 152 games from 2006-10.


TAR HEEL SINGLE-GAME BESTS

TOP 25 TAR HEEL SCORING GAMES

Pts.	Player	Opponent	Date and Site
49	Bob Lewis	Florida State	Dec. 16, 1965, in Chapel Hill
48	Billy Cunningham	Tulane	Dec. 10, 1964, in Chapel Hill
47	Lennie Rosenbluth	Furman	Dec. 4, 1956, in Chapel Hill
45*	Lennie Rosenbluth	Clemson	Mar. 7, 1957, at Raleigh
45	Lennie Rosenbluth	William & Mary	Feb. 7, 1956, in Chapel Hill
45	Lennie Rosenbluth	Clemson	Jan. 14, 1956, at Clemson, S.C.
45	George Glamack	Clemson	Feb. 10, 1941, in Chapel Hill
43	Charles Scott	Wake Forest	Jan. 17, 1970, in Chapel Hill
43	Bob Lewis	Richmond	Dec. 8, 1965, in Chapel Hill
42	Shammond Williams	Georgia Tech	Feb. 8, 1998, at Atlanta, Ga.
41	Kenny Smith	Clemson	Jan. 28, 1987, at Clemson, S.C.
41*	Charles Scott	Virginia	Mar. 5, 1970, at Charlotte
40*	Harrison Barnes	Clemson	Mar. 12, 2011, in Greensboro
40	Tyler Hansbrough	Georgia Tech	Feb. 15, 2006, in Chapel Hill
40*	Charles Scott	Duke	Mar. 8, 1969, at Charlotte
40	Billy Cunningham	Maryland	Jan. 13, 1964, in Chapel Hill
40	Lennie Rosenbluth	Duke	Mar. 1, 1957, at Durham
39	Tyler Hansbrough	Clemson	Feb. 10, 2008, in Chapel Hill
39	Michael Jordan	Georgia Tech	Jan. 29, 1983, at Greensboro
39^	Al Wood	Virginia	Mar. 28, 1981, at Philadelphia, Pa.
39	Dennis Wuycik	Creighton	Dec. 12, 1970, at Charlotte
39^	Lennie Rosenbluth	Canisius	Mar. 15, 1957, at Philadelphia, Pa.
39	Lennie Rosenbluth	William & Mary	Dec. 11, 1954, at Williamsburg, Va.
38	Joseph Forte	Tulsa	Nov. 11, 2000, in Chapel Hill
38	Larry Miller	Virginia	Jan. 28, 1967, in Chapel Hill
38	Billy Cunningham	Virginia	Feb. 23, 1965, in Chapel Hill
38*	Lennie Rosenbluth	South Carolina	Mar. 9, 1957, at Raleigh

TOP 25 TAR HEEL REBOUNDING GAMES

Reb.	Player	Opponent	Date and Site
30	Rusty Clark	Maryland	Feb. 21, 1968, in Chapel Hill
28	Billy Cunningham	Maryland	Jan. 13, 1964, in Chapel Hill
27	Billy Cunningham	Clemson	Feb. 16, 1963, at Charlotte
25	Billy Cunningham	Tulane	Dec. 10, 1964, in Chapel Hill
25	Billy Cunningham	South Carolina	Feb. 15, 1964, at Charlotte
25	Billy Cunningham	Virginia Tech	Jan. 18, 1964, in Chapel Hill
25	Lennie Rosenbluth	Virginia	Jan. 11, 1955, in Chapel Hill
25	Lennie Rosenbluth	South Carolina	Dec. 9, 1954, in Chapel Hill
24	Sean May	Duke	Mar. 6, 2005, in Chapel Hill
24	Billy Cunningham	Georgia	Dec. 3, 1964, at Athens, Ga.
23	Billy Cunningham	Virginia	Feb. 20, 1963, in Chapel Hill
23	Paul Likins	Clemson	Dec. 4, 1955, in Chapel Hill
23	Lennie Rosenbluth	Clemson	Dec. 4, 1955, in Chapel Hill
22^	Tyler Zeller	Ohio	Mar. 23, 2012, in St. Louis, Mo.
22	Billy Cunningham	Maryland	Feb. 18, 1964, at College Park, Md.
22	Pete Brennan	Wake Forest	Jan. 4, 1958, in Chapel Hill
22	Lennie Rosenbluth	William & Mary	Feb. 7, 1956, in Chapel Hill
21	Sean May	Duke	Feb. 5, 2004, in Chapel Hill
21	Sean May	Akron	Dec. 14, 2003, in Chapel Hill
21	Mitch Kupchak	Tulane	Feb. 14, 1976, at New Orleans, La.
21	Bobby Jones	Duke	Jan. 20, 1973, in Chapel Hill
21	Billy Cunningham	South Carolina	Feb. 19, 1965, at Charlotte
21	Billy Cunningham	South Carolina	Feb. 15, 1963, at Charlotte
21	Doug Moe	Virginia	Jan. 14, 1961, at Charlottesville, Va.
21*	Lee Shaffer	Clemson	Mar. 5, 1959, at Raleigh
21	Lennie Rosenbluth	Virginia	Jan. 10, 1956, in Chapel Hill




BOBBY LEWIS




KENDALL MARSHALL

Jeffrey Camarati



BILLY CUNNINGHAM



ED COTA

Jeffrey Camarati



Harrison Barnes scored 40 points in the 2011 ACC Tournament semifinal vs. Clemson.

Getty Images



Sean May had a career-high 24 rebounds in the win over Duke in 2005 in Chapel Hill.

Key to symbols: *ACC Tournament game #Dixie Classic game
^NCAA Tournament game ~NIT game
(Bold indicates active player)

TOP 25 TAR HEEL ASSIST GAMES

As.	Player	Opponent	Date and Site
18	Raymond Felton	George Mason	Dec. 7, 2003, in Chapel Hill
17	Ed Cota	UNLV	Dec. 4, 1999, at Charlotte
17	Jeff Lebo	Chattanooga	Nov. 18, 1988, in Chapel Hill
16	Kendall Marshall	Maryland	Feb. 4, 2012, in College Park, Md.
16	Kendall Marshall	Long Beach State	Dec. 10, 2011, in Chapel Hill
16	Kendall Marshall	Florida State	Feb. 6, 2011, in Chapel Hill
15	Kendall Marshall	Tennessee State	Nov. 22, 2011, in Chapel Hill
15	Kendall Marshall	UNC Asheville	Nov. 13, 2011, in Asheville
14	Kendall Marshall	South Carolina	Nov. 25, 2011, in Las Vegas, Nev.
14^	Kendall Marshall	Washington	Mar. 20, 2011, in Charlotte
14~	Raymond Felton	Wyoming	Mar. 24, 2003, in Chapel Hill
14	Ed Cota	Florida State	Jan. 24, 1998, in Chapel Hill
14	Ed Cota	Appalachian State	Jan. 17, 1998, in Chapel Hill
14	Phil Ford	NC State	Feb. 23, 1977, in Chapel Hill
14	Phil Ford	Brigham Young	Dec. 20, 1976, in Chapel Hill
14	Phil Ford	Howard	Nov. 29, 1975, in Chapel Hill
13	Kendall Marshall	NC State	Feb. 22, 2012, in Raleigh
13	Kendall Marshall	Clemson	Feb. 18, 2012, in Chapel Hill
13	Kendall Marshall	Appalachian State	Dec. 17, 2011, in Chapel Hill
13	Ed Cota	Duke	Mar. 4, 2000, at Durham
13	Ed Cota	Wake Forest	Feb. 12, 2000, in Chapel Hill
13	Ed Cota	Hampton	Nov. 23, 1998, at Hampton, Va.
13	Ed Cota	Georgia Tech	Feb. 8, 1998, at Atlanta, Ga.
13	Ed Cota	NC State	Jan. 21, 1998, at Raleigh
13	Shammond Williams	Richmond	Nov. 19, 1997, at Richmond, Va.
13	Jeff McInnis	Florida State	Jan. 25, 1995, in Chapel Hill
13	King Rice	Kentucky	Dec. 27, 1989, at Louisville, Ky.
13	Kenny Smith	Miami (Fla.)	Dec. 6, 1986, in Chapel Hill
13	Jeff Lebo	Manhattan	Dec. 27, 1985, at Miami, Fla.
13	Kenny Smith	UCLA	Nov. 24, 1985, in Chapel Hill
13	Steve Hale	Clemson	Feb. 23, 1985, in Chapel Hill
13	Kenny Smith	The Citadel	Feb. 1, 1985, at Charlotte
13	Kenny Smith	SMU	Jan. 13, 1985, at Greensboro
13	Kenny Smith	Oral Roberts	Dec. 8, 1984, in Chapel Hill
13	Steve Hale	Duke	Mar. 3, 1984, in Chapel Hill
13*	Larry Brown	South Carolina	Feb. 28, 1963, at Raleigh

YEARLY LEADERS

FIELD GOAL PERCENTAGE (min. 85 field goals made)

Year	Player	FGM	FGA	Pct.
1951-52	Al Lifson	163	401	.406
1952-53	Jerry Vayda	111	266	.417
1953-54	Jerry Vayda	123	298	.413
1954-55	Tony Radovich	85	194	.438
1955-56	Lennie Rosenbluth	227	496	.456
1956-57	Lennie Rosenbluth	305	631	.483
1957-58	Pete Brennan	170	388	.438
1958-59	Lee Shaffer	128	273	.468
1959-60	Lee Shaffer	169	388	.436
1960-61	Jim Hudock	94	188	.500
1961-62	Donnie Walsh*	85	152	.559
1962-63	Billy Cunningham	186	380	.487
1963-64	Charlie Shaffer	117	221	.525
1964-65	Billy Cunningham	237	481	.491
1965-66	Larry Miller	219	400	.548
1966-67	Rusty Clark*	181	328	.552
1967-68	Charles Scott	234	470	.498
1968-69	Bill Bunting*	217	363	.598
1969-70	Dennis Wuycik	148	270	.548
1970-71	Dennis Wuycik*	182	300	.607
1971-72	Bobby Jones*	127	190	.668
1972-73	Mitch Kupchak	99	164	.604
1973-74	Bobby Jones*	189	326	.580
1974-75	Mitch Kupchak	239	397	.602
1975-76	Tommy LaGarde*	156	255	.612
1976-77	Tommy LaGarde	108	182	.593
1977-78	Mike O'Koren*	173	269	.643
1978-79	Al Wood*	210	367	.572
1979-80	Al Wood	216	378	.571
1980-81	Sam Perkins	199	318	.626
1981-82	Sam Perkins	174	301	.578
1982-83	Brad Daugherty	110	197	.558
1983-84	Brad Daugherty	128	210	.610
1984-85	Brad Daugherty	238	381	.625
1985-86	Brad Daugherty*#	284	438	.648
1986-87	J.R. Reid	198	339	.584
1987-88	J.R. Reid	222	366	.607
1988-89	J.R. Reid	164	267	.614
1989-90	Kevin Madden	120	211	.569
1990-91	Pete Chilcutt	175	325	.538
1991-92	Eric Montross	140	244	.574
1992-93	Eric Montross	222	361	.615
1993-94	Rasheed Wallace	139	230	.604
1994-95	Rasheed Wallace*	238	364	.654
1995-96	Antawn Jamison*	201	322	.624
1996-97	Antawn Jamison	270	496	.544
1997-98	Vince Carter*	224	379	.591
1998-99	Brendan Haywood	160	247	.648
1999-00	Brendan Haywood*#	191	274	.697
2000-01	Brendan Haywood	155	262	.592
2001-02	Jawad Williams	104	202	.515
2002-03	Rashad McCants	215	438	.491
2003-04	Rashad McCants	216	451	.479
2004-05	Sean May	228	402	.567
2005-06	Tyler Hansbrough	199	349	.570
2006-07	Brandon Wright*	228	353	.646
2007-08	Tyler Hansbrough	289	535	.540
2008-09	Ty Lawson	182	342	.532
2009-10	Ed Davis	111	192	.578
2010-11	Tyler Zeller*	210	384	.547
2011-12	Tyler Zeller	220	398	.553

FREE THROW PERCENTAGE (min. 50 free throws made)

Year	Player	FTM	FTA	Pct.
1951-52	Al Lifson	99	140	.707
1952-53	Al Lifson	100	142	.704
1953-54	Al Lifson	74	97	.763
1954-55	Tony Radovich	60	80	.750
1955-56	Tony Radovich	63	76	.829
1956-57	Lennie Rosenbluth	285	376	.758
1957-58	Harvey Salz	64	84	.761
1958-59	Lee Shaffer	74	96	.770
1959-60	York Larese*	131	151	.868
1960-61	York Larese	124	158	.785
1961-62	Larry Brown	101	127	.795
1962-63	Larry Brown	95	122	.779
1963-64	Ray Respass	52	66	.788
1964-65	Bob Lewis	123	175	.703
1965-66	Bob Lewis	222	274	.810
1966-67	Bob Lewis	167	211	.791
1967-68	Dick Grubar	64	90	.711

Robert Crawford



Tyler Hansbrough led UNC in scoring and rebounding for four seasons in a row.

1968-69	Bill Bunting	143	173	.827
1969-70	Charles Scott	169	215	.786
1970-71	Dennis Wuycik	169	197	.858
1971-72	Kim Huband	53	57	.930
1972-73	Ed Stahl	73	88	.830
1973-74	Darrell Elston	81	93	.871
1974-75	Phil Ford	126	161	.783
1975-76	Tommy LaGarde	106	131	.809
1976-77	Phil Ford*	157	184	.853
1977-78	Phil Ford	149	184	.810
1978-79	Mike O'Koren	144	188	.766
1979-80	Al Wood	118	154	.766
1980-81	Jimmy Black	93	118	.788
1981-82	Matt Doherty	71	92	.772
1982-83	Jim Braddock	67	81	.827
1983-84	Sam Perkins*	155	181	.856
1984-85	Steve Hale*	85	97	.876
1985-86	Steve Hale	85	103	.825
1986-87	Jeff Lebo*	79	93	.849
1987-88	Ranzino Smith	52	58	.897
1988-89	Jeff Lebo	89	103	.864
1989-90	Hubert Davis	59	74	.797
1990-91	Hubert Davis	81	97	.835
1991-92	Hubert Davis*	140	169	.828
1992-93	Donald Williams*	97	117	.829
1993-94	Donald Williams	77	100	.770
1994-95	Jerry Stackhouse	185	260	.712
1995-96	Jeff McInnis	88	110	.800
1996-97	Shammond Williams	88	108	.815
1997-98	Shammond Williams*	133	146	.911
1998-99	Jason Capel	76	89	.854
1999-00	Jason Capel	116	140	.829
2000-01	Joseph Forte	133	156	.853
2001-02	Jason Capel	112	136	.824
2002-03	Jawad Williams	97	129	.752
2003-04	Raymond Felton	85	105	.810
2004-05	Marvin Williams	138	163	.847
2005-06	Reyshawn Terry	108	135	.800
2006-07	Wayne Ellington	51	61	.836
2007-08	Danny Green	69	79	.873
2008-09	Danny Green	52	61	.852
2009-10	Will Graves	50	62	.806
2010-11	Tyler Zeller	161	211	.763
2011-12	P.J. Hairston	52	62	.839

THREE-POINT FIELD GOALS

Year	Player	Made	Att.	Pct.
1982-83	Jim Braddock	43	93	.462
1986-87	Kenny Smith	87	213	.408
1987-88	Jeff Lebo	78	168	.464
1988-89	Jeff Lebo	66	176	.375
1989-90	Rick Fox	70	160	.438
1990-91	Rick Fox	67	196	.342
1991-92	Hubert Davis	85	198	.429
1992-93	Donald Williams	83	199	.417
1993-94	Donald Williams	42	124	.339
1994-95	Donald Williams	87	218	.399
1995-96	Dante Calabria	77	195	.395

1996-97	Shammond Williams	95	227	.419
1997-98	Shammond Williams	86	215	.400
1998-99	Ademola Okulaja	59	137	.431
1999-00	Joseph Forte	56	156	.359
2000-01	Jason Capel	56	134	.418
2001-02	Brian Morrison	42	125	.336
2002-03	Rashad McCants	72	174	.414
2003-04	Rashad McCants	78	191	.408
2004-05	Rashad McCants	71	168	.423
2005-06	Wes Miller	64	145	.441
2006-07	Wayne Ellington	66	178	.371
2007-08	Wayne Ellington	78	195	.400
2008-09	Wayne Ellington	85	204	.417
2009-10	Will Graves	73	197	.371
2010-11	Harrison Barnes	67	195	.344
2011-12	Reggie Bullock	71	186	.382

THREE-POINT FIELD GOAL PERCENTAGE (min. 25 field goals made)

Year	Player	Made	Att.	Pct.
1982-83	Jim Braddock	43	93	.462
1986-87	Jeff Lebo	67	149	.450
1987-88	Jeff Lebo	78	168	.464
1988-89	Steve Bucknall	62	148	.419
1989-90	Rick Fox	70	160	.438
1990-91	Hubert Davis*	64	131	.489
1991-92	Hubert Davis	85	198	.429
1992-93	Donald Williams	83	199	.417
1993-94	Jeff McInnis	27	65	.415
1994-95	Dante Calabria*	66	133	.496
1995-96	Shammond Williams	46	116	.397
1996-97	Shammond Williams	95	227	.419
1997-98	Vince Carter	44	107	.411
1998-99	Ademola Okulaja	59	137	.431
1999-00	Jason Capel	46	121	.380
2000-01	Jason Capel	56	134	.418
2001-02	Adam Boone	34	79	.430
2002-03	Rashad McCants	72	174	.414
2003-04	Rashad McCants	78	191	.408
2004-05	Raymond Felton*	70	159	.440
2005-06	Wes Miller	64	145	.441
2006-07	Reyshawn Terry	45	103	.437
2007-08	Wayne Ellington	78	195	.400
2008-09	Ty Lawson	51	108	.472
2009-10	Will Graves	73	197	.371
2010-11	Leslie McDonald	51	134	.381
2011-12	Reggie Bullock	71	186	.382

SCORING AVERAGE

Year	Player	PPG
1951-52	Al Lifson	15.8
1952-53	Al Lifson	14.7
1953-54	Jerry Vayda	17.0
1954-55	Lennie Rosenbluth	25.5
1955-56	Lennie Rosenbluth*	26.7
1956-57	Lennie Rosenbluth	28.0
1957-58	Pete Brennan*	21.3
1958-59	York Larese	15.1
1959-60	Lee Shaffer*	18.2
1960-61	York Larese	23.1
1961-62	Larry Brown	16.5
1962-63	Billy Cunningham	22.7
1963-64	Billy Cunningham*	26.0
1964-65	Billy Cunningham*	25.4
1965-66	Bob Lewis*	27.4
1966-67	Larry Miller	21.9
1967-68	Larry Miller	22.4
1968-69	Charles Scott	22.3
1969-70	Charles Scott*	27.1
1970-71	Dennis Wuycik	18.4
1971-72	Robert McAdoo	19.5
1972-73	George Karl	17.0
1973-74	Bobby Jones	16.1
1974-75	Mitch Kupchak	18.5
1975-76	Phil Ford	18.6
1976-77	Phil Ford	18.7
1977-78	Phil Ford	20.8
1978-79	Al Wood	17.8
1979-80	Al Wood	19.0
1980-81	Al Wood	18.1
1981-82	James Worthy	15.6
1982-83	Michael Jordan	20.0
1983-84	Michael Jordan*	19.6
1984-85	Brad Daugherty	17.3
1985-86	Brad Daugherty	20.2

YEARLY LEADERS

1986-87	Kenny Smith	16.9
1987-88	J.R. Reid	18.0
1988-89	J.R. Reid	15.9
1989-90	Rick Fox	16.2
1990-91	Rick Fox	16.9
1991-92	Hubert Davis	21.4
1992-93	Eric Montross	15.8
1993-94	Donald Williams	14.3
1994-95	Jerry Stackhouse	19.2
1995-96	Jeff McInnis	16.5
1996-97	Antawn Jamison	19.1
1997-98	Antawn Jamison*	22.2
1998-99	Ademola Okulaja	13.9
1999-00	Joseph Forte	16.7
2000-01	Joseph Forte	20.9
2001-02	Jason Capel	15.6
2002-03	Rashad McCants	17.0
2003-04	Rashad McCants*	20.0
2004-05	Sean May	17.5
2005-06	Tyler Hansbrough	18.9
2006-07	Tyler Hansbrough	18.4
2007-08	Tyler Hansbrough*	22.6
2008-09	Tyler Hansbrough	20.7
2009-10	Deon Thompson	13.7
2010-11	Tyler Zeller	15.7
	Harrison Barnes	15.7
2011-12	Harrison Barnes	17.1

REBOUNDING AVERAGE

Year	Player	RPg
1951-52	Howard Deasy	10.7
1952-53	Bud Maddie	11.6
1953-54	Paul Likins	10.9
1954-55	Lennie Rosenbluth	11.7
1955-56	Lennie Rosenbluth	11.5
1956-57	Pete Brennan	10.4
1957-58	Pete Brennan*	11.7
1958-59	Dick Kopley	7.3
1959-60	Doug Moe	11.3
1960-61	Doug Moe	14.0
1961-62	Jim Hudock	10.1
1962-63	Billy Cunningham*	16.1
1963-64	Billy Cunningham*	15.8
1964-65	Billy Cunningham*	14.3
1965-66	Larry Miller	10.3
1966-67	Rusty Clark	10.3
1967-68	Rusty Clark	11.0
1968-69	Rusty Clark	9.2
1969-70	Lee Dedmon	9.4
1970-71	Lee Dedmon	8.5
1971-72	Robert McAdoo	10.1
1972-73	Bobby Jones	10.5
1973-74	Bobby Jones	9.8
1974-75	Mitch Kupchak	10.8
1975-76	Mitch Kupchak*	11.3
1976-77	Tommy LaGarde	7.4
1977-78	Mike O'Koren	6.7
1978-79	Mike O'Koren	7.2
1979-80	Mike O'Koren	7.4
1980-81	James Worthy	8.4
1981-82	Sam Perkins	7.8
1982-83	Sam Perkins	9.4
1983-84	Sam Perkins	9.6
1984-85	Brad Daugherty*	9.7
1985-86	Brad Daugherty	9.0
1986-87	J.R. Reid	7.4
1987-88	J.R. Reid	8.9
1988-89	Scott Williams	7.3
1989-90	Scott Williams	7.3
1990-91	George Lynch	7.4
1991-92	George Lynch	8.8
1992-93	George Lynch	9.6
1993-94	Eric Montross	8.1
1994-95	Jerry Stackhouse	8.2
1995-96	Antawn Jamison	9.7
1996-97	Antawn Jamison	9.4
1997-98	Antawn Jamison*	10.5
1998-99	Ademola Okulaja	8.4
1999-00	Brendan Haywood	7.5
2000-01	Jason Capel	7.3
	Brendan Haywood	7.3
2001-02	Jason Capel	8.6
2002-03	Jawad Williams	5.6
2003-04	Sean May*	9.8
2004-05	Sean May	10.7



Rusty Clark led UNC in rebounding three years in a row from 1967-69.

2005-06	Tyler Hansbrough	7.8
2006-07	Tyler Hansbrough	7.9
2007-08	Tyler Hansbrough*	10.2
2008-09	Tyler Hansbrough	8.1
2009-10	Ed Davis	9.2
2010-11	John Henson	10.1
2011-12	John Henson*	9.9

ASSISTS

Year	Player	Assists
1968-69	Charles Scott	108
1969-70	Eddie Fogler	92
1970-71	Steve Previs	90
1971-72	Steve Previs	151
1972-73	George Karl	192
1973-74	Darrell Elston	158
1974-75	Phil Ford	161
1975-76	Phil Ford*	203
1976-77	Phil Ford*	217
1977-78	Phil Ford*	172
1978-79	Mike O'Koren	99
1979-80	Mike O'Koren	104
1980-81	Jimmy Black	188
1981-82	Jimmy Black*	213
1982-83	Matt Doherty	150
1983-84	Matt Doherty	124
1984-85	Kenny Smith	235
1985-86	Kenny Smith	210
1986-87	Kenny Smith	209
1987-88	Jeff Lebo	159
1988-89	Steve Bucknall	196
1989-90	King Rice	217
1990-91	King Rice	207
1991-92	Derrick Phelps	207
1992-93	Derrick Phelps	196
1993-94	Derrick Phelps	176
1994-95	Jeff McInnis	180
1995-96	Jeff McInnis	170
1996-97	Ed Cota*	234
1997-98	Ed Cota*	274
1998-99	Ed Cota*	238
1999-00	Ed Cota*	284
2000-01	Ronald Curry	119
2001-02	Adam Boone	89
2002-03	Raymond Felton	236
2003-04	Raymond Felton*	213
2004-05	Raymond Felton*	248
2005-06	Bobby Frasier	136
2006-07	Ty Lawson	213
2007-08	Ty Lawson	165
2008-09	Ty Lawson*	230
2009-10	Larry Drew II	222
2010-11	Kendall Marshall*	230
2011-12	Kendall Marshall*	351

BLOCKED SHOTS

Year	Player	Blocks
1975-76	Mitch Kupchak	32
1976-77	Tommy LaGarde	31
1977-78	Jeff Wolf	23
1978-79	Pete Budko	27
1979-80	Jeff Wolf	28
1980-81	Sam Perkins	67
1981-82	Sam Perkins	53
1982-83	Sam Perkins	65
1983-84	Sam Perkins	60
1984-85	Warren Martin	81
1985-86	Warren Martin	81
1986-87	Dave Popson	27
	J.R. Reid	27
	Scott Williams	27
1987-88	Scott Williams	43
1988-89	Scott Williams	50
1989-90	Scott Williams	41
1990-91	Pete Chilcutt	35
1991-92	Kevin Salvadori	63
1992-93	Eric Montross	47
1993-94	Rasheed Wallace	63
1994-95	Rasheed Wallace	93
1995-96	Serge Zwikker	49
1996-97	Serge Zwikker	61
1997-98	Makhtar Ndiaye	54
1998-99	Brendan Haywood	60
1999-00	Brendan Haywood	91
2000-01	Brendan Haywood*	120
2001-02	Kris Lang	33
2002-03	Jawad Williams	37
2003-04	Sean May	37
2004-05	Sean May	38
2005-06	Danny Green	32
2006-07	Brandan Wright	65
2007-08	Deon Thompson	51
2008-09	Ed Davis	65
2009-10	Ed Davis	64
2010-11	John Henson*	118
2011-12	John Henson*	101

STEALS

Year	Player	Steals
1975-76	Walter Davis	71
1976-77	Walter Davis	78
1977-78	Dudley Bradley	61
1978-79	Dudley Bradley*	97
1979-80	Mike O'Koren	43
1980-81	Jimmy Black	64
1981-82	Jimmy Black	58
1982-83	Michael Jordan	78
1983-84	Michael Jordan	50
1984-85	Kenny Smith	64
1985-86	Steve Hale	55
1986-87	Kenny Smith	51
1987-88	Scott Williams	45
1988-89	Rick Fox	47
1989-90	Rick Fox	54
	King Rice	54
1990-91	Rick Fox	70
1991-92	Derrick Phelps	78
1992-93	George Lynch	89
1993-94	Derrick Phelps	60
1994-95	Jerry Stackhouse	50
1995-96	Jeff McInnis	38
1996-97	Ed Cota	57
1997-98	Ed Cota	58
1998-99	Ademola Okulaja	46
1999-00	Joseph Forte	54
2000-01	Joseph Forte	67
2001-02	Jason Capel	29
2002-03	Raymond Felton	56
2003-04	Raymond Felton	63
2004-05	Raymond Felton	72
2005-06	Tyler Hansbrough	38
2006-07	Ty Lawson	58
2007-08	Tyler Hansbrough	59
2008-09	Ty Lawson*	75
2009-10	Marcus Ginyard	44
2010-11	Dexter Strickland	46
2011-12	Kendall Marshall	43

*ACC leader #NCAA leader

ANNUAL UNC TEAM STATISTICS

Year	GP	Field Goals Made-Att.	Pct.	3Pt. Field Goals Made-Att.	Pct.	Free Throws Made-Att.	Pct.	Rebounds Off-Def	Tot-Avg.	A	TO	BLK	STL	PF-D	Points-Avg.
1946-47															1433-53.1
1947-48															1452-53.8
1948-49															1486-59.4
1949-50	25	614				416								526	1652-57.0
1950-51	27	682-2025	.336			402-709	.668								1767-65.1
1951-52	27														1741-64.5
1952-53	27	659				423									2014-74.6
1953-54	21	499-1322	.377			441-701	.629		859-40.9					478	1439-68.5
1954-55	21	549-1386	.396			494-722	.684		794-37.8					396-21	1592-75.8
1955-56	23	623-1515	.411			593-862	.688		1106-48.1					417	1839-80.0
1956-57	32	860-1996	.431			817-1165	.701		1495-46.7					586	2537-79.3
1957-58	26	642-1621	.396			583-840	.694		1157-44.5					493	1867-71.8
1958-59	25	648-1509	.429			501-742	.691		1132-45.3					444	1797-71.9
1959-60	24	606-1467	.413			542-715	.758		1101-45.9					563	1754-73.1
1960-61	23	664-1497	.444			437-651	.671		1148-49.9					429	1765-76.7
1961-62	17	450-959	.469			330-495	.667		708-41.6					374	1230-72.4
1962-63	21	628-1368	.459			352-520	.676		918-43.7					390	1608-76.6
1963-64	24	731-1625	.450			399-607	.657		1171-48.8					477	1861-77.6
1964-65	24	757-1600	.473			400-605	.661		1092-45.5					438	1914-79.8
1965-66	27	838-1620	.517			508-693	.733		1007-37.3					453	2184-80.9
1966-67	32	1016-2154	.472			598-894	.669		1505-47.0					598	2630-82.2
1967-68	32	1028-2261	.455			624-916	.681		1511-47.2					570	2680-83.8
1968-69	32	1094-2228	.491			656-912	.717		1468-45.9	485				584	2844-88.9
1969-70	27	931-1936	.481			537-747	.719		1236-45.8	403				530	2399-88.9
1970-71	32	1010-1935	.522			686-923	.743		1382-43.2	586				654	2706-84.6
1971-72	31	1031-1954	.528			700-942	.743		1378-44.5	683				641	2762-89.1
1972-73	33	1150-2181	.527			496-703	.706		1405-42.6	855				675	2796-84.7
1973-74	28	1015-1952	.520			407-577	.705		1144-40.9	677				574	2437-87.0
1974-75	31	1037-1933	.536			549-556	.701		1090-35.2	391				699	2417-78.0
1975-76	29	966-1838	.526			537-715	.751		1086-37.4	598	74	279		567	2469-85.1
1976-77	33	1054-1961	.537			651-873	.746		1124-34.1	656	93	356	684	2759-83.6	
1977-78	31	1008-1895	.532			497-756	.657		1111-35.8	595	93	294	633-18	2513-81.1	
1978-79	29	861-1614	.533			496-688	.721		936-32.3	428	112	278	533-8	2218-76.5	
1979-80	29	838-1603	.523			448-669	.670		994-32.6	462	110	225	559-18	2124-73.2	
1980-81	37	1028-1969	.522			604-826	.731		1264-34.2	545	146	272	636-17	2660-71.9	
1981-82	34	895-1668	.537			477-689	.692		999-29.4	583	438	110	239	471-6	2269-66.7
1982-83	36	1072-2082	.515	132-302	.437	629-849	.741		1268-35.2	597	509	173	248	673-19	2905-80.7
1983-84	31	966-1779	.543			551-704	.783		1073-34.6	605	476	157	221	499-10	2483-80.1
1984-85	36	1039-1925	.540			569-748	.761		1215-33.8	702	556	159	220	604-24	2647-73.5
1985-86	34	1197-2140	.559			551-747	.738		1272-37.4	800	522	152	271	642-20	2945-86.6
1986-87	36	1238-2304	.537	213-488	.436	596-826	.722		1329-36.9	782	567	103	319	662-15	3285-91.3
1987-88	34	1013-1892	.535	169-393	.430	596-820	.727		1175-34.6	618	581	105	252	574-15	2791-82.1
1988-89	37	1228-2328	.527	186-478	.389	689-950	.725		1418-38.3	788	634	122	285	645-17	3331-90.0
1989-90	34	1044-2098	.498	206-565	.365	525-765	.686		1281-37.7	594	584	114	309	607-21	2808-82.6
1990-91	35	1134-2257	.502	192-483	.398	607-866	.701		1455-41.6	699	566	148	315	574-6	3067-87.6
1991-92	33	1039-2080	.500	232-599	.387	534-746	.716		1264-38.3	616	538	142	283	598-15	2756-83.5
1992-93	38	1219-2407	.506	168-452	.372	666-943	.706		1561-41.1	698	581	145	357	602-10	3272-86.1
1993-94	35	1091-2188	.499	144-437	.330	670-1008	.665		1531-43.7	649	532	219	285	579-11	2996-85.6
1994-95	34	1044-2055	.508	266-648	.410	517-763	.678		1290-37.9	576	437	177	211	476-5	2871-84.4
1995-96	32	919-1869	.492	235-593	.396	411-613	.670	420-823	1243-38.8	559	429	110	172	471-6	2484-77.6
1996-97	35	1018-2124	.479	188-506	.372	485-713	.680	530-925	1455-41.6	632	495	142	261	547-10	2709-77.4
1997-98	38	1131-2184	.518	185-511	.362	666-937	.711	490-1022	1512-39.8	699	493	188	259	533-13	3113-81.9
1998-99	34	868-1841	.471	175-460	.380	517-720	.718	435-923	1358-39.9	541	530	134	192	505-8	2428-71.4
1999-00	36	1014-2066	.491	169-492	.343	518-740	.700	438-956	1394-38.7	609	536	178	210	580-11	2715-75.4
2000-01	33	945-1972	.479	189-519	.364	532-794	.670	411-952	1363-41.3	576	518	184	244	576-8	2611-79.1
2001-02	28	707-1612	.439	212-606	.350	396-534	.690	305-666	971-34.7	477	461	99	167	508-14	2022-72.2
2002-03	35	900-2062	.436	290-822	.353	434-655	.663	400-796	1196-34.2	555	522	163	293	601-8	2524-72.1
2003-04	30	877-1913	.458	195-555	.351	515-749	.688	460-731	1191-39.7	540	462	120	285	554-11	2464-82.1
2004-05	37	1128-2260	.499	277-687	.403	724-998	.725	502-997	1499-40.5	706	594	142	362	662-9	3257-88.0
2005-06	31	863-1809	.477	215-573	.375	519-733	.708	432-805	1237-39.9	552	512	127	242	531-6	2460-79.4
2006-07	38	1187-2379	.499	215-600	.358	669-940	.712	522-1029	1551-40.8	696	524	173	309	647-7	3258-85.7
2007-08	39	1250-2564	.488	216-580	.372	738-975	.757	605-1090	1695-43.5	656	560	174	318	658-9	3454-88.6
2008-09	38	1205-2509	.480	264-682	.387	739-983	.752	556-1041	1597-42.0	685	472	196	325	609-6	3413-89.8
2009-10	37	1012-2294	.441	176-535	.329	558-854	.653	558-995	1553-42.0	576	562	209	250	564-4	2758-74.5
2010-11	37	1044-2318	.450	190-580	.328	590-878	.672	525-1053	1578-42.6	573	493	204	232	597-5	2868-77.5
2011-12	38	1134-2473	.459	194-579	.335	629-922	.682	589-1122	1711-45.0	659	454	221	259	551-3	3091-81.3

ANNUAL OPPONENT TEAM STATISTICS

Year	GP	Field Goals		3Pt. Field Goals		Free Throws		Rebounds		A	TO	BLK	STL	PF-D	Points-Avg.
		Made-Att.	Pct.	Made-Att.	Pct.	Made-Att.	Pct.	Off-Def	Tot-Avg.						
1953-54	21	422-1320	.320			491-725	.677		797-37.9					452	1335-63.6
1954-55	21	563-1542	.365			471-625	.754		993-47.3					422-20	1599-76.1
1955-56	23	569-1636	.348			495-747	.663		991-43.1					487	1633-71.0
1956-57	32	720-2043	.352			658-956	.688		1151-35.9					761	2098-65.5
1957-58	26	605-1563	.387			475-602	.789		1061-40.8					565	1688-64.9
1958-59	25	627-1606	.390			375-598	.627		1113-44.5					500	1629-65.2
1959-60	24	531-1415	.375			432-634	.681		1019-42.5					471	1494-62.3
1960-61	23	549-1381	.398			414-605	.684		922-40.1					450	1512-65.7
1961-62	17	472-1042	.453			291-475	.613		720-42.4					381	1235-72.6
1962-63	21	576-1316	.438			335-483	.694		878-41.8					404	1487-70.8
1963-64	24	723-1657	.436			413-602	.686		1054-44.0					477	1859-77.5
1964-65	24	752-1681	.447			359-531	.676		1057-44.0					463	1863-77.6
1965-66	27	818-1709	.479			369-551	.669		1035-39.0					533	2005-75.3
1966-67	32	873-1854	.471			531-772	.688		1392-43.5					701	2277-71.2
1967-68	32	912-2052	.444			492-708	.695		1370-42.8					684	2316-72.4
1968-69	32	937-2076	.451			547-781	.700		1295-40.5	319				672	2421-75.7
1969-70	27	798-1810	.441			532-742	.717		1201-44.5	255				567	2128-78.8
1970-71	16	437-1020	.428			248-378	.656		611-38.2					322	1122-70.1
1971-72	31	808-1918	.421			597-853	.700		1153-37.2	368				695	2213-71.4
1972-73	33	967-2161	.447			469-679	.691		1237-37.5	419				725	2403-72.8
1973-74	28	870-1895	.459			368-521	.706		1049-37.5	354				594	2108-75.3
1974-75	31	1014-2154	.471			389-556	.700		1090-35.2	391				699	2417-78.0
1975-76	29	886-1886	.470			382-541	.706		1010-34.8	403		170		699	2154-74.3
1976-77	33	978-2050	.477			440-626	.703		1078-32.7	417		218		762	2396-72.6
1977-78	31	875-1769	.495			442-618	.715		935-30.2	453		216	710-40	672	2192-70.7
1978-79	29	761-1620	.470			376-508	.740		847-29.2	336		171	619-27	672	1898-65.4
1979-80	29	798-1610	.496			375-542	.692		861-29.7	401		182	584-29	672	1971-68.0
1980-81	37	975-2128	.458			394-579	.680		1065-28.8	467	302	302	752-30	672	2344-63.4
1981-82	34	811-1742	.466			263-407	.646		873-25.7	418	493	188	641-22	672	1885-55.4
1982-83	36	945-2130	.444	103-260	.396	476-701	.679		1151-32.0	489	569	233	779-33	672	2469-68.6
1983-84	31	851-1892	.450			308-476	.647		940-30.3	455	524	203	631-28	672	2010-64.8
1984-85	36	989-2197	.450			398-600	.663		1085-30.1	534	453	285	607-23	672	2376-66.0
1985-86	34	942-2163	.436			462-672	.688		1108-32.6	523	561	255	697-25	672	2346-69.0
1986-87	36	1043-2210	.472	130-342	.380	479-689	.695		1125-31.3	589	660	236	742-31	672	2695-74.9
1987-88	34	939-2063	.455	195-519	.376	417-605	.689		1043-30.7	490	536	260	687-21	672	2490-73.2
1988-89	37	1147-2530	.453	216-637	.339	439-648	.677		1338-36.2	603	654	343	808-21	672	2949-79.7
1989-90	34	996-2168	.459	206-565	.365	452-652	.693		1281-35.1	555	581	293	697-18	672	2650-77.9
1990-91	35	974-2329	.418	197-622	.317	362-568	.637		1225-35.0	519	635	270	708-21	672	2507-71.6
1991-92	33	909-2093	.434	232-599	.387	444-630	.705		1119-33.9	526	566	118	252	672	2494-75.6
1992-93	38	978-2370	.431	235-716	.328	405-603	.672		1222-32.2	536	581	138	273	672	2596-68.3
1993-94	35	923-2336	.395	273-802	.340	414-636	.651		1234-35.3	498	549	134	261	672	2533-72.4
1994-95	34	960-2326	.413	299-879	.340	297-423	.702		1230-36.2	503	434	95	226	672	2516-74.0
1995-96	32	826-2004	.412	308-857	.359	313-469	.667	401-642	1043-32.6	462	369	80	224	672	2273-71.0
1996-97	35	867-2154	.403	275-849	.324	325-523	.621	447-680	1127-32.2	453	479	98	256	672	2334-66.7
1997-98	38	923-2403	.384	282-879	.321	366-542	.675	525-703	1228-32.3	472	503	81	230	672	2494-65.6
1998-99	34	822-2091	.393	246-752	.327	316-480	.658	426-628	1054-31.0	434	378	121	267	672	2206-64.9
1999-00	36	953-2338	.408	229-744	.308	393-569	.691	510-735	1245-34.6	516	419	117	298	672	2528-70.2
2000-01	33	859-2196	.391	243-749	.324	380-578	.657	469-758	1227-37.2	461	447	108	298	672	2341-70.9
2001-02	28	803-1776	.452	216-596	.362	386-546	.707	362-685	1047-37.4	394	357	99	259	672	2208-78.9
2002-03	35	920-2103	.437	225-651	.346	427-618	.691	472-877	1349-38.5	489	581	153	288	672	2492-71.2
2003-04	30	799-1798	.444	229-650	.352	416-597	.697	364-697	1061-35.4	452	541	125	247	672	2243-74.8
2004-05	37	913-2274	.401	284-834	.341	490-689	.711	452-770	1222-33.0	500	658	173	328	672	2600-70.3
2005-06	31	779-1894	.411	200-605	.331	370-522	.708	377-609	986-31.8	406	465	114	282	672	2128-68.6
2006-07	38	962-2311	.416	254-751	.338	430-646	.666	425-802	1227-32.3	509	613	152	284	672	2608-68.6
2007-08	39	1061-2490	.426	278-852	.326	428-641	.668	446-820	1266-32.5	534	628	195	309	672	2828-72.5
2008-09	38	1013-2468	.410	274-814	.337	435-627	.694	494-863	1357-35.7	518	605	167	266	672	2735-72.0
2009-10	37	984-2389	.412	284-829	.343	409-585	.699	484-870	1354-36.6	536	508	168	318	672	2661-71.9
2010-11	37	948-2339	.405	267-806	.331	382-580	.659	454-889	1343-36.3	474	528	114	278	672	2545-68.8
2011-12	38	957-2431	.394	275-862	.319	360-529	.681	425-888	1313-34.6	445	507	129	238	672	2549-67.1

CAROLINA HONOR ROLL



Jeffrey Camarati

Roy Williams, Ty Lawson and Michael Jordan after Lawson won the Cousy Award and Jordan was announced as a member of the Naismith Hall of Fame Class of 2009.

NAISMITH MEMORIAL BASKETBALL HALL OF FAME

- Bernard Carnevale:** Coach, 1970
- Frank McGuire:** Coach, 1977
- Dean Smith:** Coach, 1983
- Billy Cunningham:** Player, 1986
- Bob McAdoo:** Player, 2000
- Larry Brown:** Coach, 2002
- James Worthy:** Player, 2003
- Roy Williams:** Coach, 2007
- Michael Jordan:** Player, 2009

NABC COLLEGIATE BASKETBALL HALL OF FAME

- Bernard Carnevale:** Coach, 1970
- Frank McGuire:** Coach, 1977
- Dean Smith:** Coach, 1983
- Billy Cunningham:** Player, 1986
- Bob McAdoo:** Player, 2000
- Larry Brown:** Coach, 2002
- James Worthy:** Player, 2003
- Roy Williams:** Coach, 2007
- Phil Ford:** Player, 2012

CONSENSUS FIRST-TEAM ALL-AMERICAS

- Cartwright Carmichael:** 1923, 1924
- Jack Cobb:** 1924, 1925, 1926
- George Glamack:** 1940, 1941
- Lennie Rosenbluth:** 1957
- Larry Miller:** 1968
- Robert McAdoo:** 1972
- Phil Ford:** 1977, 1978
- James Worthy:** 1982
- Michael Jordan:** 1983, 1984
- Sam Perkins:** 1983, 1984
- Kenny Smith:** 1987
- J.R. Reid:** 1988
- Jerry Stackhouse:** 1995
- Antawn Jamison:** 1998
- Joseph Forte:** 2001
- Tyler Hansbrough:** 2007, 2008, 2009

16 Tar Heels have earned consensus All-America honors on 25 occasions. UNC is second in NCAA history with 25 selections (Kansas has 28) and is tied for third with Purdue with 16 players (Kansas has 21 players and Kentucky 19).

ALL-AMERICAS

(First-team selections unless noted)

- Cartwright Carmichael:** 1923, 1924
- Jack Cobb:** 1924, 1925, 1926
- George Glamack:** 1940, 1941
- Jim Jordan:** Helms Foundation, 1945 (2nd), 1946
- John "Hook" Dillon:** The Sporting News, 1946;

- Maxwell, 1946; Converse, 1946 (2nd); Helms Foundation, 1946 (3rd)
- Lennie Rosenbluth:** Associated Press, 1956 (2nd), 1957; United Press International, 1956 (2nd), 1957; Helms Foundation, 1956, 1957; NEA, 1956 (3rd), 1957; Colliers, 1956 (3rd), 1957; Converse, 1956 (2nd), 1957; USBWA, 1957
- Tommy Kearns:** Converse, 1957 (2nd); Associated Press, 1958 (3rd)
- Pete Brennan:** Associated Press, 1958; The Sporting News, 1958; USBWA, 1958; Converse, 1958; United Press International, 1958 (2nd), Helms Foundation, 1958 (2nd)
- Lee Shaffer:** American Weekly, 1959 (3rd); USBWA, 1960
- York Larese:** Associated Press, 1959 (3rd); Coaches, 1960 (3rd), 1961 (2nd); The Sporting News, 1961 (2nd); NEA, 1961 (2nd); United Press International, 1961 (3rd); Converse, 1961 (2nd)
- Doug Moe:** The Sporting News, 1959 (2nd); USBWA, 1961, The Sporting News, 1961 (2nd)
- Billy Cunningham:** USBWA, 1964, 1965; Helms Foundation, 1965; The Sporting News, 1965 (2nd)
- Bob Lewis:** Helms Foundation, 1966, 1967; Associated Press, 1966 (2nd)
- Larry Miller:** USBWA, 1967, 1968; Helms Foundation, 1967, 1968; Converse, 1967, 1968; Associated Press, 1968; United Press International, 1968; Coaches, 1968
- Charles Scott:** USBWA, 1969, 1970; Coaches, 1969, 1970; Helms Foundation, 1969, 1970; Converse, 1969, 1970; Basketball Weekly, 1969, 1970; NBA Coaches, 1970; Associated Press, 1970 (2nd); United Press International, 1970 (2nd); NEA, 1970
- Bill Chamberlain:** NBA Coaches, 1972 (2nd)
- Robert McAdoo:** NBA Coaches, 1972; Helms Foundation, 1972; NEA, 1972; The Sporting News, 1972; Associated Press, 1972 (2nd)
- Dennis Wuycik:** Helms Foundation, 1972; Basketball Weekly, 1972
- Bobby Jones:** USBWA, 1974; Coaches, 1974 (2nd); Associated Press, 1974 (2nd); United Press International, 1974 (2nd)
- Mitch Kupchak:** Citizen Savings Helms Foundation 1975, 1976; USBWA, 1976; Coaches, 1976; Converse, 1976; Associated Press, 1976 (2nd); United Press International, 1976 (2nd); Basketball Weekly, 1976 (3rd)
- Phil Ford:** Basketball Weekly, 1976, 1977, 1978; Coaches, 1976, 1977, 1978; Associated Press, 1976 (2nd), 1977, 1978; United Press International, 1976

11 NATIONAL PLAYERS OF THE YEAR

CONSENSUS NATIONAL PLAYERS OF THE YEAR

- Phil Ford:** 1978 (co-consensus with Butch Lee, Marquette)
- Michael Jordan:** 1984
- Antawn Jamison:** 1998
- Tyler Hansbrough:** 2008

BY PLAYER

- Jack Cobb:** 1926 (Helms Foundation)
- George Glamack:** 1940 (Helms Foundation), 1941 (Helms Foundation)
- Lennie Rosenbluth:** 1957 (Helms Foundation)
- Phil Ford:** 1978 (USBWA, NABC, Sporting News, John Wooden Award)
- James Worthy:** 1982 (Helms Foundation)
- Michael Jordan:** 1983 (Sporting News), 1984 (Sporting News, Associated Press, United Press International, USBWA, NABC, Basketball Weekly, John Wooden Award, Naismith Award, Rupp Trophy)
- Kenny Smith:** 1987 (Basketball Times)
- Jerry Stackhouse:** 1995 (Sports Illustrated)
- Antawn Jamison:** 1998 (Associated Press, John Wooden Award, Naismith Award, NABC, USBWA, Sporting News, CBS/Chevrolet, Basketball America, Basketball Times, Basketball News, Rupp Trophy)
- Sean May:** 2005 (Sports Illustrated)
- Tyler Hansbrough:** 2008 (Associated Press, USBWA, NABC, John Wooden Award, Naismith Award, Sports Illustrated, Sporting News, ESPN.com, Rupp Trophy, CBS/Chevrolet, Basketball Times)

BY AWARD

- Associated Press:** Jordan (1984), Jamison (1998), Hansbrough (2008)
- Wooden:** Ford (1978), Jordan (1984), Jamison (1998), Hansbrough (2008)
- Naismith:** Jordan (1984), Jamison (1998), Hansbrough (2008)
- Sporting News:** Ford (1978), Jordan (1983, 1984), Jamison (1998), Hansbrough (2008)
- NABC:** Ford (1978), Jordan (1984), Jamison (1998), Hansbrough (2008)
- USBWA:** Ford (1978), Jordan (1984), Jamison (1998), Hansbrough (2008)
- Helms Foundation:** Cobb (1926), Glamack (1940, 1941), Rosenbluth (1957), Worthy (1982)
- Rupp Trophy:** Jordan (1984), Jamison (1998), Hansbrough (2008)
- Sports Illustrated:** Stackhouse (1995), May (2005), Hansbrough (2008)
- Basketball Times:** Smith (1987), Jamison (1998), Hansbrough (2008)
- ESPN.com:** Hansbrough (2008)
- CBS/Chevrolet:** Jamison (1998), Hansbrough (2008)
- UPI:** Jordan (1984)
- Basketball Weekly:** Jordan (1984)
- Basketball America:** Jamison (1998)
- Basketball News:** Jamison (1998)

(2nd), 1977 (2nd), 1978; Citizen Savings (Helms Foundation), 1976, 1977, 1978; Sporting News, 1976, 1977 (2nd), 1978; USBWA, 1977, 1978

- Tommy LaGarde:** The Sporting News, 1977 (2nd)
- Mike O'Koren:** Citizen Savings Helms Foundation 1978, 1979, 1980; Converse, 1978, 1979, 1980; Basketball Weekly, 1978 (2nd), 1979, 1980 (2nd); USBWA, 1979, 1980; The Sporting News, 1979, 1980; Coaches, 1979 (2nd), 1980 (2nd); United Press International, 1979 (2nd), 1980 (3rd)
- Al Wood:** Converse, 1980, 1981; USBWA, 1981; Citizen Savings Helms Foundation 1981; Associated Press, 1981 (2nd); NABC, 1981 (2nd)
- James Worthy:** USBWA, 1981, 1982; United Press International, 1982; NABC, 1982; The Sporting News, 1982; Basketball Weekly, 1982; Naismith, 1982; NBA Coaches, 1982; Converse, 1982; First Interstate Bank Helms Foundation 1982; Associated Press, 1982 (2nd)
- Sam Perkins:** USBWA, 1982, 1983, 1984; Converse, 1982, 1983, 1984; First Interstate Bank Helms Foundation 1982, 1983, 1984; United Press International, 1982 (2nd), 1983, 1984; Naismith, 1982 (2nd), 1983, 1984; The Sporting News, 1982 (2nd), 1983 (2nd), 1984; Basketball Weekly, 1982 (2nd), 1983 (2nd), 1984; NABC, 1982 (2nd), 1983 (2nd), 1984 (2nd); ESPN, 1983, 1984; ABAUSA, 1983, 1984; Associated Press, 1983 (3rd), 1984; Basketball Times, 1983 (3rd), 1984; NBA Coaches, 1984
- Michael Jordan:** Associated Press, 1983, 1984; United Press International, 1983, 1984; The Sporting News, 1983, 1984; USBWA, 1983, 1984; NABC, 1983, 1984; Naismith, 1983, 1984; NBA Coaches, 1983, 1984; Basketball Weekly, 1983, 1984; ESPN,

CAROLINA HONOR ROLL

1983, 1984; ABAUSA, 1983, 1984; Basketball Times, 1983, 1984; First Interstate Bank Helms Foundation 1983, 1984; Converse, 1983, 1984

Brad Daugherty: USBWA, 1986; Basketball Weekly, 1986; Associated Press, 1986 (2nd); United Press International, 1986 (2nd); NABC, 1986 (2nd); The Sporting News, 1986 (2nd)

Kenny Smith: Associated Press, 1987; United Press International, 1987; USBWA, 1987; NABC, 1987; Basketball Times, 1987; Basketball Weekly, 1987; The Sporting News, 1987; Naismith Board, 1987; First Interstate Bank Helms Foundation 1987; Converse, 1987

J.R. Reid: Associated Press, 1988; Basketball Weekly, 1988; USBWA, 1988; United Press International, 1988 (2nd); The Sporting News, 1988 (2nd); Basketball Times, 1988, 1989 (3rd); NABC, 1988, 1989 (3rd)

Rick Fox: Sporting News, 1991 (3rd)

Eric Montross: Naismith, 1994; Classic Games John R. Wooden All-America Team, 1993, 1994; Associated Press, 1993 (2nd), 1994 (2nd); NABC, 1993 (2nd), 1994; The Sporting News, 1993 (2nd), 1994 (2nd); Basketball Weekly, 1993 (2nd), 1994; United Press International, 1993 (3rd); Basketball Times, 1993 (3rd), 1994

Jerry Stackhouse: Associated Press, 1995; United Press International, 1995; USBWA, 1995; NABC, 1995; John Wooden Team, 1995; The Sporting News, 1995 (2nd); Basketball Times, 1995 (2nd)

Rasheed Wallace: The Sporting News, 1995; Basketball Times, 1995; John Wooden Team, 1995; Associated Press, 1995 (2nd); United Press International, 1995 (2nd); USBWA, 1995 (2nd); NABC, 1995 (2nd)

Antawn Jamison: John Wooden Team, 1997, 1998; Associated Press, 1997 (2nd), 1998; NABC, 1997 (2nd), 1998; The Sporting News, 1997 (2nd), 1998; Basketball Weekly, 1997 (2nd), 1998; Basketball Times, 1997 (3rd), 1998; USBWA, 1998; Basketball America, 1998; Basketball News, 1998

Vince Carter: John Wooden Team, 1998; Associated Press, 1998 (2nd); The Sporting News, 1998 (2nd); Basketball Times, 1998 (2nd); Basketball Weekly, 1998 (3rd); Basketball News, 1998 (2nd); USBWA, 1998 (2nd)

Shammond Williams: Basketball News, 1998 (3rd)
Brendan Haywood: The Sporting News, 2001 (2nd); NABC (3rd)

Joseph Forte: Associated Press, 2001; NABC, 2001; USBWA, 2001; The Sporting News, 2001; Basketball Times, 2001; CBS Sportsline, 2001; ESPN, 2001, John Wooden Team, 2001

Sean May: ESPN, 2004 (3rd); John Wooden Team, 2005; ESPN, 2005; Rupp, 2005; Associated Press, 2005 (2nd); Sports Illustrated, 2005 (2nd); USBWA, 2005 (2nd); The Sporting News (2nd); Basketball Times (2nd)

Rashad McCants: Associated Press, 2004 (3rd); Basketball Times, 2004 (2nd); CBS, 2004 (2nd); Sports Illustrated, 2004 (2nd); NABC, 2005 (3rd)

Raymond Felton: Associated Press, 2005 (3rd)

Tyler Hansbrough: The Sporting News, 2006, 2007, 2008, 2009; USBWA, 2007, 2008, 2009; Rupp Award, 2006, 2007, 2008, 2009; Associated Press, 2006 (3rd), 2007 (2nd), 2008, 2009; NABC 2006 (3rd), 2007, 2008, 2009; Basketball Times 2006 (3rd), 2007 (2nd), 2008, 2009 (2nd); John Wooden Team, 2007, 2008, 2009; Sports Illustrated, 2007 (2nd), 2008, 2009; Fox, 2008, 2009 (2nd)

Ty Lawson: Associated Press, 2009 (2nd); NABC, 2009; Wooden, 2009; Sports Illustrated, 2009; CBS, 2009; Basketball Times, 2009; The Sporting News, 2009 (2nd); Rupp, 2009 (2nd); Fox, 2009 (3rd)



Phil Ford (center) won the Wooden Award and was the consensus National Player of the Year as a senior in 1978.

Tyler Zeller: Sporting News, 2011 (2nd); Wooden, 2012; Associated Press, 2012 (2nd); NABC, 2012 (2nd); USBWA, 2012 (2nd); The Sporting News, 2012 (2nd); Basketball Times, 2012 (2nd); CBSSports.com, 2012 (3rd)

Harrison Barnes: Sporting News, 2011 (3rd); NABC, 2012 (2nd)

Kendall Marshall: CBSSports.com, 2012; Associated Press, 2012 (3rd)

MULTI-YEAR FIRST-TEAM ALL-AMERICA SELECTIONS

FOUR TIMES

Tyler Hansbrough: 2006, 2007, 2008, 2009

THREE TIMES

Jack Cobb: 1924, 1925, 1926

Phil Ford: 1976, 1977, 1978

Mike O'Koren: 1978, 1979, 1980

Sam Perkins: 1982, 1983, 1984

TWO TIMES

Cartwright Carmichael: 1923, 1924

George Glamack: 1940, 1941

Lennie Rosenbluth: 1956, 1957

Billy Cunningham: 1964, 1965

Bob Lewis: 1966, 1967

Larry Miller: 1967, 1968

Charles Scott: 1969, 1970

Mitch Kupchak: 1975, 1976

Al Wood: 1980, 1981

James Worthy: 1981, 1982

Michael Jordan: 1983, 1984

Eric Montross: 1993, 1994

Antawn Jamison: 1997, 1998

Hansbrough is the only four-time first-team All-America in ACC history and one of only two in NCAA history

Hansbrough, Cobb, Ford, O'Koren and Perkins are among the seven players in ACC history to earn first-team All-America honors at least three times (with NC State's David Thompson and Virginia's Ralph Sampson)

WAYMAN TISDALE AWARD

National Freshman of the Year as awarded by the USBWA

Marvin Williams: 2005

Tyler Hansbrough: 2006

FRESHMAN ALL-AMERICAS

Phil Ford: Basketball Weekly, 1975

Michael Jordan: Basketball Weekly, 1982; NBC, 1982

Brad Daugherty: Basketball Weekly, 1983 (2nd)

J.R. Reid: Basketball Times, 1987; Basketball Weekly, 1987

Jerry Stackhouse: Basketball Weekly, 1994; Basket-

ball Times, 1994

Rasheed Wallace: Basketball Weekly, 1994 (4th)

Antawn Jamison: Basketball Weekly, 1996 (2nd); Basketball Times, 1996 (2nd)

Ed Cota: Basketball Weekly, 1997; Basketball Times, 1997 (2nd)

Kris Lang: College Hoops Insider, 1999

Joseph Forte: The Sporting News, 2000; Basketball Times, 2000 (2nd)

Marvin Williams: Basketball Times, 2005; The Sporting News, 2005

Tyler Hansbrough: The Sporting News, 2006; Basketball Times, 2006

Brandon Wright: The Sporting News, 2007; Basketball Times, 2007

Harrison Barnes: USBWA, 2011; FoxSports.com, 2011

Kendall Marshall: The Sporting News, 2011; USBWA, 2011 (2nd)

NATIONAL COACHES OF THE YEAR

Frank McGuire: United Press International, 1957

Dean Smith: National Association of Basketball Coaches, 1977; U.S.

Basketball Writers Association, Basketball Weekly, 1979; Medalist, 1982; Naismith, 1993

Bill Guthridge: National Association of Basketball Coaches, Naismith Award, The Sporting News, CBS/Chevrolet, 1998

Matt Doherty: Associated Press, 2001

Roy Williams: New York Athletic Club, 2005, 2009; Associated Press, USBWA, Rupp Award, Sports Illustrated.com, 2006

ACC 50TH ANNIVERSARY TEAM

Lennie Rosenbluth: 1955-57

Billy Cunningham: 1963-65

Larry Miller: 1966-68

Charles Scott: 1968-70

Bobby Jones: 1972-74

Walter Davis: 1974-77

Phil Ford: 1974-78

James Worthy: 1980-82

Sam Perkins: 1981-84

Michael Jordan: 1982-84

Brad Daugherty: 1983-86

Antawn Jamison: 1996-98

Carolina had 12 players on the ACC's 50th

Anniversary Team selected in 2003, more than any other school. Michael Jordan was selected the No. 1 male athlete in ACC history.

ACC PLAYERS OF THE YEAR

Lennie Rosenbluth: 1957

Pete Brennan: 1958

Lee Shaffer: 1960

Billy Cunningham: 1965

Larry Miller: 1967, 1968

Mitch Kupchak: 1976

Phil Ford: 1978

Michael Jordan: 1984

Antawn Jamison: 1998

Joseph Forte: 2001 (co-winner)

Tyler Hansbrough: 2008

Ty Lawson: 2009

Tyler Zeller: 2012

ACC COACHES OF THE YEAR

Frank McGuire: 1957

Dean Smith: 1967, 1968, 1971, 1976, 1977, 1979, 1988, 1993

Bill Guthridge: 1998

Roy Williams: 2006, 2011

ACC ATHLETES OF THE YEAR

Lennie Rosenbluth: 1957

Larry Miller: 1967

Charles Scott: 1970 (co-winner)

Phil Ford: 1977, 1978

CAROLINA HONOR ROLL

Grant Halverson

J.D. Lyon Jr.



Tyler Hansbrough was a three-time consensus first-team All-America and the 2008 National Player of the Year.

- James Worthy: 1982
- Michael Jordan: 1984
- Antawn Jamison: 1998
- Sean May: 2005
- Tyler Hansbrough: 2008

ACC TOURNAMENT MVPs

- Lennie Rosenbluth: 1957
- Larry Miller: 1967, 1968
- Charles Scott: 1969
- Lee Dedmon: 1971 (co-Winner)
- Robert McAdoo: 1972
- Phil Ford: 1975
- John Kuester: 1977
- Dudley Bradley: 1979
- Sam Perkins: 1981
- James Worthy: 1982
- J.R. Reid: 1989
- Rick Fox: 1991
- Jerry Stackhouse: 1994
- Shammond Williams: 1997
- Antawn Jamison: 1998
- Brandan Wright: 2007
- Tyler Hansbrough: 2008

ALL-ACC TEAMS

- Jerry Vayda: 1954 (2nd)
- Lennie Rosenbluth: 1955, 1956, 1957
- Tommy Kearns: 1957, 1958
- Pete Brennan: 1957 (2nd), 1958
- Doug Moe: 1959, 1961
- Lee Shaffer: 1959 (2nd), 1960
- York Larese: 1959, 1960, 1961
- Larry Brown: 1962 (2nd), 1963
- Jim Hudock: 1962 (2nd)
- Billy Cunningham: 1963, 1964, 1965
- Bob Lewis: 1965 (2nd), 1966, 1967
- Larry Miller: 1966 (2nd), 1967, 1968
- Rusty Clark: 1968 (2nd)
- Charles Scott: 1968, 1969, 1970
- Bill Bunting: 1969
- Dick Grubar: 1969 (2nd)
- Dennis Wuycik: 1971, 1972
- George Karl: 1971 (2nd), 1972 (2nd), 1973
- Robert McAdoo: 1972
- Bill Chamberlain: 1972 (2nd)
- Bobby Jones: 1973 (2nd), 1974
- Darrell Elston: 1974 (2nd)
- Mitch Kupchak: 1975, 1976
- Walter Davis: 1976 (2nd), 1977



Harrison Barnes was a second-team All-America and first-team All-ACC pick in 2012.

- Phil Ford: 1976, 1977, 1978
- Tommy LaGarde: 1977 (2nd)
- Mike O'Koren: 1978, 1979 (2nd), 1980
- Al Wood: 1979, 1980 (2nd), 1981
- James Worthy: 1981 (2nd), 1982
- Sam Perkins: 1982, 1983, 1984
- Michael Jordan: 1983, 1984
- Brad Daugherty: 1985, 1986
- Kenny Smith: 1985 (2nd), 1986 (2nd), 1987
- Steve Hale: 1986 (2nd)
- Joe Wolf: 1987
- J.R. Reid: 1987 (2nd), 1988
- Jeff Lebo: 1988 (2nd)
- Steve Bucknall: 1989 (2nd)
- Kevin Madden: 1989 (2nd)
- Rick Fox: 1990 (3rd), 1991
- Pete Chilcutt: 1991 (3rd)
- Hubert Davis: 1992 (2nd)
- George Lynch: 1992 (3rd), 1993
- Eric Montross: 1993, 1994 (2nd)
- Derrick Phelps: 1994 (2nd)
- Rasheed Wallace: 1995
- Jerry Stackhouse: 1995
- Dante Calabria: 1996 (3rd)
- Jeff McInnis: 1995 (3rd), 1996 (2nd)
- Antawn Jamison: 1996, 1997, 1998
- Serge Zwicker: 1997 (3rd)
- Vince Carter: 1997 (3rd), 1998
- Shammond Williams: 1997 (3rd), 1998 (2nd)
- Ed Cota: 1998 (2nd), 1999 (2nd), 2000 (2nd)
- Ademola Okulaja: 1999
- Brendan Haywood: 2000 (3rd), 2001 (2nd)
- Joseph Forte: 2000 (2nd), 2001
- Jason Capel: 2001 (3rd), 2002 (3rd)
- Raymond Felton: 2003 (3rd), 2004 (3rd), 2005
- Sean May: 2004 (2nd), 2005
- Rashad McCants: 2004, 2005 (3rd)
- Jawad Williams: 2005 (3rd)
- David Noel: 2006 (2nd)
- Reyshawn Terry: 2006 (3rd)
- Tyler Hansbrough: 2006, 2007, 2008, 2009
- Brandan Wright: 2007 (2nd)
- Wayne Ellington: 2008 (2nd)
- Ty Lawson: 2009
- Danny Green: 2009 (3rd)
- Harrison Barnes: 2011 (2nd), 2012
- John Henson: 2011 (2nd), 2012
- Tyler Zeller: 2011 (2nd), 2012
- Kendall Marshall: 2011 (3rd), 2012 (2nd)

MULTI-YEAR FIRST-TEAM ALL-ACC SELECTIONS

FOUR TIMES

- Tyler Hansbrough: 2006, 2007, 2008, 2009

THREE TIMES

- Lennie Rosenbluth: 1955, 1956, 1957
- York Larese: 1959, 1960, 1961
- Billy Cunningham: 1963, 1964, 1965
- Charles Scott: 1968, 1969, 1970
- Phil Ford: 1976, 1977, 1978
- Sam Perkins: 1982, 1983, 1984
- Antawn Jamison: 1996, 1997, 1998

TWO TIMES

- Tommy Kearns: 1957, 1958
- Doug Moe: 1959, 1961
- Bob Lewis: 1966, 1967
- Larry Miller: 1967, 1968
- Dennis Wuycik: 1971, 1972
- Mitch Kupchak: 1975, 1976
- Mike O'Koren: 1978, 1980
- Al Wood: 1979, 1981
- Michael Jordan: 1983, 1984
- Brad Daugherty: 1985, 1986

ALL-ACC TOURNAMENT TEAMS

- Skippy Winstead: 1954
- Lennie Rosenbluth: 1956, 1957
- Tommy Kearns: 1957 (2nd), 1958
- Joe Quigg: 1957 (2nd)
- Bob Cunningham: 1957 (2nd)
- Pete Brennan: 1957, 1958
- Ray Stanley: 1958 (2nd)
- Lee Shaffer: 1959, 1960
- Doug Moe: 1959 (2nd)
- York Larese: 1959 (2nd), 1960
- Larry Brown: 1963 (2nd)
- Billy Cunningham: 1963, 1964
- Bob Lewis: 1966 (2nd), 1967
- Larry Miller: 1966 (2nd), 1967, 1968
- Rusty Clark: 1967 (2nd), 1968 (2nd)
- Dick Grubar: 1967 (2nd), 1968, 1969 (2nd)
- Charles Scott: 1968, 1969, 1970 (2nd)
- Bill Bunting: 1969 (2nd)
- Lee Dedmon: 1971
- George Karl: 1971 (2nd), 1972
- Robert McAdoo: 1972
- Steve Previs: 1972 (2nd)
- Dennis Wuycik: 1972
- Mitch Kupchak: 1975, 1976
- Walter Davis: 1975 (2nd), 1976 (2nd), 1977 (2nd)
- Phil Ford: 1975, 1977, 1978 (2nd)
- John Kuester: 1977
- Mike O'Koren: 1977, 1979
- Dudley Bradley: 1979
- Dave Colescott: 1979
- Al Wood: 1979 (2nd), 1980, 1981 (2nd)
- Jimmy Black: 1981 (2nd)
- James Worthy: 1981, 1982
- Sam Perkins: 1981, 1982, 1983 (2nd)
- Michael Jordan: 1982, 1983 (2nd), 1984 (2nd)
- Matt Doherty: 1982 (2nd), 1983 (2nd), 1984
- Brad Daugherty: 1985
- Kenny Smith: 1985, 1987 (2nd)
- Joe Wolf: 1987
- Jeff Lebo: 1987, 1988 (2nd), 1989
- J.R. Reid: 1987 (2nd), 1988, 1989
- Scott Williams: 1988
- Steve Bucknall: 1989 (2nd)
- Rick Fox: 1989 (2nd), 1991
- Hubert Davis: 1991, 1992
- Pete Chilcutt: 1991 (2nd)
- King Rice: 1991 (2nd)
- George Lynch: 1992, 1993 (2nd)
- Eric Montross: 1993, 1994 (2nd)
- Brian Reese: 1993
- Donald Williams: 1993 (2nd), 1995 (2nd)
- Derrick Phelps: 1994
- Jerry Stackhouse: 1994, 1995
- Rasheed Wallace: 1994 (2nd), 1995
- Dante Calabria: 1995 (2nd)
- Jeff McInnis: 1995 (2nd)
- Antawn Jamison: 1997, 1998
- Shammond Williams: 1997, 1998

CAROLINA HONOR ROLL

- Ed Cota: 1997 (2nd), 1998 (2nd), 1999 (2nd)
- Serge Zwickler: 1997 (2nd)
- Vince Carter: 1998 (2nd)
- Ademola Okulaja: 1998 (2nd), 1999
- Kris Lang: 1999 (2nd)
- Max Owens: 1999
- Joseph Forte: 2001
- Brendan Haywood: 2001 (2nd)
- Jason Capel: 2001 (2nd)
- Raymond Felton: 2003, 2005
- Jawad Williams: 2003 (2nd)
- Reyshawn Terry: 2006 (2nd)
- Tyler Hansbrough: 2006, 2008, 2009
- Wayne Ellington: 2007, 2008, 2009 (2nd)
- Ty Lawson: 2007
- Brandon Wright: 2007
- Marcus Ginyard: 2008
- Harrison Barnes: 2011, 2012 (2nd)
- Tyler Zeller: 2011, 2012
- John Henson: 2011 (2nd)
- Kendall Marshall: 2011 (2nd), 2012

ACC ROOKIES OF THE YEAR

- Sam Perkins: 1981
- Michael Jordan: 1982
- J.R. Reid: 1987
- Ed Cota: 1997
- Joseph Forte: 2000
- Marvin Williams: 2005
- Tyler Hansbrough: 2006
- Brandon Wright: 2007
- Harrison Barnes: 2011

ALL-ACC FRESHMAN TEAMS

- Dante Calabria: 1993 (2nd)
- Jerry Stackhouse: 1994
- Rasheed Wallace: 1994
- Jeff McInnis: 1994 (Honorable Mention)

- Antawn Jamison: 1996
- Ed Cota: 1997
- Kris Lang: 1999
- Joseph Forte: 2000
- Jawad Williams: 2002
- Raymond Felton: 2003
- Rashad McCants: 2003
- Marvin Williams: 2005
- Tyler Hansbrough: 2006
- Bobby Frasor: 2006
- Ty Lawson: 2007
- Brandon Wright: 2007
- Ed Davis: 2009
- Harrison Barnes: 2011
- Kendall Marshall: 2011

ACC DEFENSIVE PLAYER OF THE YEAR

- John Henson: 2011, 2012

ALL-ACC DEFENSIVE TEAMS

- Brendan Haywood: 2001
- Jackie Manuel: 2004, 2005
- Marcus Ginyard: 2008
- Danny Green: 2009
- John Henson: 2011, 2012

USBWA DISTRICT COACH OF THE YEAR

- Dean Smith: 1993
- Matt Doherty: 2001
- Roy Williams: 2006, 2011

JOE LAPCHICK TROPHY

(Top senior college basketball player)

- Sam Perkins: 1984

BOB COUSY AWARD

(Top college point guard)

- Raymond Felton: 2005
- Ty Lawson: 2009
- Kendall Marshall: 2012



Kendall Marshall
2012 Bob Cousy Award winner

ALL-SOUTHERN CONFERENCE

- Cartwright Carmichael: 1922, 1923, 1924
- Monk McDonald: 1922, 1924
- Jack Cobb: 1924, 1925, 1926
- Bill Dodderer: 1924, 1925, 1926
- Artie Newcombe: 1926
- Tom Alexander: 1932
- Virgil Weathers: 1932
- Jim McCachren: 1934, 1935, 1936
- Stewart "Snooks" Aitken: 1935
- Ivan "Jack" Glace: 1935
- Earl Ruth: 1937
- Paul Severin: 1940
- George Glamack: 1940, 1941
- Bob Rose: 1941, 1942
- Boyce Box: 1944
- Bernie Mock: 1944
- Manny Alvarez: 1945
- Jim Jordan: 1945
- John "Hook" Dillon: 1946
- Jim White: 1947
- Bob Paxton: 1947, 1948
- Coy Carson: 1949
- Hugo Kappler: 1949

ALL-SOUTHERN CONFERENCE TOURNAMENT TEAMS

- Cartwright Carmichael: 1924
- Monk McDonald: 1924
- Jack Cobb: 1925, 1926
- Bunn Hackney: 1926, 1927 (2nd)
- Artie Newcombe: 1926
- Bill Dodderer: 1926 (2nd)
- John Purser: 1927 (2nd)
- Tom Alexander: 1932
- Virgil Weathers: 1932, 1933 (2nd), 1934
- Wilmer Hines: 1932 (2nd), 1933 (2nd)
- Stewart "Snooks" Aitken: 1934, 1935
- Ivan "Jack" Glace: 1934, 1935
- Jim McCachren: 1934, 1935, 1936
- Melvin Nelson: 1935 (2nd)
- Andy Bershak: 1936 (2nd), 1937 (2nd)
- Earl Ruth: 1936 (2nd), 1937, 1938 (2nd)

- Ramsay Potts: 1937 (2nd)
- George Glamack: 1940, 1941 (2nd)
- Jimmy Howard: 1940 (2nd)
- Bob Rose: 1941
- Bernie Mock: 1944
- Boyce Box: 1944
- John Dewell: 1944 (2nd)
- Jack Fitch: 1944 (2nd)
- Manny Alvarez: 1945
- Jim Jordan: 1945, 1946 (2nd)
- John Dillon: 1945 (2nd), 1946 (2nd)
- Bob Paxton: 1945 (2nd), 1947, 1948
- Horace "Bones" McKinney: 1946 (2nd)
- Jim White: 1947
- Jim Hamilton: 1947 (2nd)

USBWA

ALL-DISTRICT TEAMS

- Lennie Rosenbluth: 1956, 1957
- Pete Brennan: 1958
- Lee Shaffer: 1960
- York Larese: 1961
- Doug Moe: 1961
- Billy Cunningham: 1963, 1964, 1965
- Bob Lewis: 1966
- Larry Miller: 1967, 1968
- Charles Scott: 1969, 1970
- Dennis Wuycik: 1971, 1972
- Robert McAdoo: 1972
- George Karl: 1973
- Bobby Jones: 1974
- Mitch Kupchak: 1976
- Phil Ford: 1976, 1977, 1978
- Mike O'Koren: 1979, 1980
- Al Wood: 1979, 1981
- James Worthy: 1981, 1982
- Sam Perkins: 1982, 1983, 1984
- Michael Jordan: 1983, 1984
- Brad Daugherty: 1985, 1986
- Kenny Smith: 1985, 1986, 1987
- Steve Hale: 1986
- Joe Wolf: 1987

- J.R. Reid: 1987, 1988, 1989
- Jeff Lebo: 1988
- Rick Fox: 1990, 1991
- Hubert Davis: 1992
- George Lynch: 1993
- Eric Montross: 1993, 1994



John Henson, 2011 & 2012 ACC Defensive Player of the Year

Robert Crawford

CAROLINA HONOR ROLL

Derrick Phelps: 1994
 Jerry Stackhouse: 1995
 Rasheed Wallace: 1995
 Antawn Jamison: 1996, 1997, 1998
 Jeff McInnis: 1996
 Vince Carter: 1998
 Ed Cota: 1998, 1999, 2000 (2nd)
 Ademola Okulaja: 1999
 Brendan Haywood: 2001
 Joseph Forte: 2001
 Sean May: 2004 (2nd), 2005
 Rashad McCants: 2004, 2005
 Raymond Felton: 2005
 David Noel: 2006
 Tyler Hansbrough: 2006, 2007, 2008, 2009
 Wayne Ellington: 2008
 Ty Lawson: 2009
 Harrison Barnes: 2011, 2012
 John Henson: 2011, 2012
 Tyler Zeller: 2011, 2012
 Kendall Marshall: 2012

NABC

ALL-DISTRICT TEAMS

Al Wood: 1981
 James Worthy: 1981 (2nd), 1982
 Sam Perkins: 1982, 1983, 1984
 Michael Jordan: 1983, 1984
 Eric Montross: 1993, 1994
 George Lynch: 1993
 Derrick Phelps: 1994 (2nd)
 Jerry Stackhouse: 1995
 Rasheed Wallace: 1995
 Jeff McInnis: 1996
 Dante Calabria: 1996 (2nd)
 Antawn Jamison: 1996 (2nd), 1997, 1998
 Vince Carter: 1998
 Shammond Williams: 1998 (2nd)
 Brendan Haywood: 2001
 Joseph Forte: 2001
 Rashad McCants: 2003 (2nd); 2004 (2nd), 2005
 Raymond Felton: 2004, 2005
 Sean May: 2004 (2nd), 2005 (2nd)
 Tyler Hansbrough: 2006, 2007, 2008, 2009
 Brandon Wright: 2007
 Ty Lawson: 2008, 2009
 Harrison Barnes: 2011, 2012
 Tyler Zeller: 2011, 2012
 John Henson: 2012 (2nd)
 Kendall Marshall: 2012 (2nd)

MOST VALUABLE PLAYERS, POSTSEASON TOURNAMENTS

Lennie Rosenbluth: NCAA East Regional, 1957
 Bob Lewis: NCAA East Regional, 1967
 Rusty Clark: NCAA East Regional, 1968
 Charles Scott: NCAA East Regional, 1969
 Bill Chamberlain: NIT, 1971
 Dennis Wuycik: NCAA East Regional, 1972
 John Kuester: NCAA East Regional, 1977
 Al Wood: NCAA West Regional, 1981
 James Worthy: NCAA East Regional, 1982; NCAA Final Four, 1982
 Brad Daugherty: NCAA Southeast Regional, 1985
 George Lynch: NCAA East Regional, 1993
 Donald Williams: NCAA Final Four, 1993
 Jerry Stackhouse: NCAA Southeast Regional, 1995
 Shammond Williams: NCAA East Regional, 1997
 Antawn Jamison: NCAA East Regional, 1998
 Joseph Forte: NCAA South Regional,



2012 Academic All-America of the Year Tyler Zeller

2000
 Sean May: NCAA East Regional, 2005; NCAA Final Four, 2005
 Tyler Hansbrough: NCAA East Regional, 2008
 Ty Lawson: NCAA South Regional, 2009
 Wayne Ellington: NCAA Final Four, 2009

POSTSEASON

ALL-TOURNAMENT TEAMS

Lennie Rosenbluth: NCAA Final Four, 1957
 Pete Brennan: NCAA Final Four, 1957
 Bob Lewis: NCAA East Regional, 1967
 Rusty Clark: NCAA East Regional, 1967, 1968; NCAA Final Four, 1967 (2nd)
 Larry Miller: NCAA East Regional, 1967, 1968; NCAA Final Four, 1968
 Charles Scott: NCAA East Regional, 1968, 1969; NCAA Final Four, 1968 (2nd)
 Bill Bunting: NCAA East Regional, 1969
 Bill Chamberlain: NIT, 1971
 Dennis Wuycik: NCAA East Regional, 1972
 Robert McAdoo: NCAA East Regional, 1972; NCAA Final Four, 1972
 George Karl: NCAA East Regional, 1972; NIT, 1973
 Bobby Jones: NIT, 1973
 Brad Hoffman: NCAA East Regional, 1975
 Mitch Kupchak: NCAA East Regional, 1975
 Phil Ford: NCAA East Regional, 1975 (2nd)
 Walter Davis: NCAA East Regional, 1977
 John Kuester: NCAA East Regional, 1977
 Mike O'Koren: NCAA Final Four, 1977
 Al Wood: NCAA West Regional, 1981; NCAA Final Four, 1981
 James Worthy: NCAA West Regional, 1981; NCAA East Regional, 1982; NCAA Final Four, 1982
 Sam Perkins: NCAA West Regional, 1981; NCAA East Regional, 1982; NCAA Final Four, 1982
 Jimmy Black: NCAA East Regional, 1982
 Michael Jordan: NCAA Final Four, 1982; NCAA East Regional, 1983
 Brad Daugherty: NCAA Southeast Sub-Regional, 1985; NCAA South-



Two-time ACC Player of the Year Larry Miller

east Regional, 1985; NCAA West Regional, 1986
 Kenny Smith: NCAA Southeast Sub-Regional, 1985; NCAA Southeast Regional, 1985
 J.R. Reid: NCAA East Regional, 1987; NCAA West Regional, 1988; NCAA Southeast Regional, 1989
 Rick Fox: NCAA East Regional, 1991
 Hubert Davis: NCAA East Regional, 1991
 Eric Montross: NCAA Southeast Regional, 1992; NCAA East Regional, 1993; NCAA Final Four, 1993
 George Lynch: NCAA East Regional, 1993; NCAA Final Four, 1993
 Donald Williams: NCAA East Regional, 1993; NCAA Final Four, 1993; NCAA Southeast Regional, 1995
 Jerry Stackhouse: NCAA Southeast Regional, 1995
 Rasheed Wallace: NCAA Southeast Regional, 1995
 Shammond Williams: NCAA East Regional, 1997; NCAA East Regional, 1998
 Antawn Jamison: NCAA East Regional, 1997; NCAA East Regional, 1998
 Vince Carter: NCAA East Regional, 1997; NCAA East Regional, 1998
 Ed Cota: NCAA East Regional, 1997; NCAA East Regional, 1998; NCAA South Regional, 2000
 Jason Capel: NCAA South Regional, 2000
 Joseph Forte: NCAA South Regional, 2000
 Sean May: NCAA East Regional, 2005; NCAA Final Four, 2005
 Rashad McCants: NCAA East Regional, 2005; NCAA Final Four, 2005
 Raymond Felton: NCAA Final Four, 2005
 Tyler Hansbrough: NCAA East Regional, 2007, 2008; NCAA South Regional, 2009; NCAA Final Four, 2009
 Brandon Wright: NCAA East Regional, 2007
 Wayne Ellington: NCAA East Regional, 2008; NCAA Final Four, 2009
 Ty Lawson: NCAA East Regional, 2008; NCAA South Regional, 2009; NCAA Final Four, 2009
 Danny Green: NCAA South Regional, 2009
 Will Graves: NIT, 2010
 Deon Thompson: NIT, 2010

Harrison Barnes: NCAA East Regional, 2011
 Tyler Zeller: NCAA East Regional, 2011; NCAA Midwest Regional, 2012

CoSIDA ACADEMIC ALL-AMERICA TEAMS

Billy Cunningham: 1965
 Charles Scott: 1970
 Steve Previs: 1972
 Dennis Wuycik: 1972
 Kim Hubbard: 1972 (3rd)
 Brad Hoffman: 1975 (2nd)
 Ed Stahl: 1975 (2nd)
 Tommy LaGarde: 1975 (2nd), 1976
 Bruce Buckley: 1976 (2nd)
 Steve Hale: 1986
 Henrik Rodl: 1993 (3rd)
 Eric Montross: 1994
 Tyler Zeller: 2011, 2012

CoSIDA ACADEMIC ALL-AMERICA OF THE YEAR

Tyler Zeller: 2012

NCAA POST-GRADUATE SCHOLARSHIP WINNERS

Bob Bennett: 1966
 John O'Donnell: 1974
 Bruce Buckley: 1977
 Steve Hale: 1986
 Pearce Landry: 1995

ACADEMIC ALL-ACC TEAM

Charlie Shaffer: 1963, 1964
 Billy Cunningham: 1965
 Tom Gauntlett: 1967
 Charles Scott: 1970
 Dave Chadwick: 1971
 Kim Hubbard: 1972
 Steve Previs: 1972
 Dennis Wuycik: 1972
 John O'Donnell: 1973, 1974
 Brad Hoffman: 1975
 Ed Stahl: 1975
 Tommy LaGarde: 1975, 1976, 1977
 Bruce Buckley: 1976, 1977
 Eric Kenny: 1981
 Matt Doherty: 1984
 Steve Hale: 1984, 1985, 1986
 James Daye: 1986
 Jeff Lebo: 1988
 David May: 1988, 1989
 Henrik Rodl: 1990, 1991, 1992, 1993
 Jason Burgess: 1992
 Eric Montross: 1993, 1994
 Matt Wenstrom: 1993
 Pearce Landry: 1994, 1995
 Pat Sullivan: 1995
 Will Johnson: 2001, 2003
 Jason Capel: 2002
 Kris Lang: 2002
 Byron Sanders: 2004, 2006
 Melvin Scott: 2005
 Tyler Zeller: 2009, 2010, 2011, 2012

Four-time recipients: Henrik Rodl, Tyler Zeller

Three-time recipients: Tommy LaGarde, Steve Hale

Two-time recipients: Charlie Shaffer, John O'Donnell, Bruce Buckley, David May, Eric Montross, Pearce Landry, Will Johnson, Byron Sanders


STATS FOR 1,000-POINT SCORERS

Year	Name	G	FG	FGA	PCT	3PT	3PA	PCT	FT	FTA	PCT	OR	TR	AVG	AST	TO	PF	STL	BLK	PTS	AVG
05-09	Hansbrough, Tyler	142	939	1752	.536	12	38	.316	982	1241	.791	482	1219	8.6	154	297	348	180	65	2872	20.2
74-78	Ford, Phil	123	865	1640	.527	0	0	—	560	693	.808	0	261	2.1	753	0	228	163	5	2290	18.6
80-84	Perkins, Sam	135	786	1364	.576	12	28	.429	561	705	.796	0	1167	8.6	160	185	350	125	245	2145	15.9
54-57	Rosenbluth, Lennie	76	721	1571	.459	0	0	—	603	815	.740	0	790	10.4	0	0	210	0	0	2045	26.9
77-81	Wood, Al	126	825	1474	.560	0	0	—	365	478	.764	0	624	5.0	171	0	328	126	64	2015	16.0
67-70	Scott, Charles	91	805	1678	.480	0	0	—	397	547	.726	0	649	7.1	193	0	217	0	0	2007	22.1
65-68	Miller, Larry	91	765	1498	.511	0	0	—	452	661	.684	0	834	9.2	0	0	224	0	0	1982	21.8
95-98	Jamison, Antawn	104	787	1364	.577	8	27	.296	392	635	.617	376	1027	9.9	93	183	256	93	85	1974	19.0
82-86	Daugherty, Brad	135	760	1226	.620	0	1	—	392	560	.700	0	1003	7.4	214	295	402	92	146	1912	14.2
73-77	Davis, Walter	119	754	1420	.531	0	0	—	355	459	.773	0	670	5.6	409	0	247	149	38	1863	15.7
64-67	Lewis, Bob	83	662	1352	.490	0	0	—	512	660	.776	0	510	6.1	0	0	194	0	0	1836	22.1
81-84	Jordan, Michael	101	720	1333	.540	34	76	.447	314	420	.748	0	509	5.0	181	200	271	169	71	1788	17.7
76-80	O'Koren, Mike	117	643	1124	.572	0	0	—	479	660	.726	0	815	7.0	348	0	327	183	37	1765	15.1
89-93	Lynch, George	140	711	1369	.519	11	32	.344	314	482	.651	431	1097	7.8	233	318	386	241	60	1747	12.5
02-05	McCants, Rashad	98	614	1263	.486	221	553	.415	272	377	.721	147	397	4.1	204	221	237	145	61	1721	17.6
62-65	Cunningham, Billy	69	656	1387	.473	0	0	—	397	633	.627	0	1062	15.4	0	0	262	0	0	1709	24.8
87-91	Fox, Rick	140	633	1221	.518	153	394	.388	284	375	.757	0	594	4.2	323	339	405	197	44	1703	12.2
06-09	Ellington, Wayne	115	616	1331	.463	229	577	.397	233	288	.809	126	469	4.1	258	175	168	109	14	1694	14.7
83-87	Smith, Kenny	127	628	1226	.512	87	213	.408	293	356	.823	0	283	2.2	768	373	185	195	6	1636	12.9
90-94	Montross, Eric	139	626	1070	.585	0	0	—	375	601	.624	381	941	6.8	86	211	408	63	169	1627	11.7
01-05	Williams, Jawad	128	591	1214	.487	124	355	.349	320	442	.724	231	615	4.8	192	288	225	90	86	1626	12.7
88-92	Davis, Hubert	137	557	1118	.498	197	453	.435	304	371	.819	98	248	1.8	179	135	129	108	23	1615	11.8
72-76	Kupchak, Mitch	119	651	1110	.586	0	0	—	309	465	.665	0	1006	8.5	160	0	214	15	32	1611	13.5
85-89	Lebo, Jeff	133	524	1095	.479	211	493	.428	308	367	.839	0	327	2.5	580	263	284	159	7	1567	11.8
86-89	Reid, J.R.	96	584	972	.601	0	0	—	384	575	.668	0	731	7.6	159	292	304	109	86	1552	16.2
86-90	Williams, Scott	138	595	1080	.551	4	17	.235	314	496	.633	0	861	6.2	124	266	443	140	161	1508	10.9
08-12	Zeller, Tyler	117	547	1010	.542	0	2	.000	407	524	.777	316	788	6.7	69	165	271	78	130	1501	12.8
91-95	Williams, Donald	126	516	1192	.433	221	572	.386	239	321	.745	62	252	2.0	202	132	130	93	6	1492	11.8
69-72	Wuycik, Dennis	87	519	880	.590	0	0	—	431	517	.834	0	556	6.4	193	0	266	0	0	1469	16.9
98-02	Capel, Jason	120	453	1022	.443	164	437	.375	377	458	.823	214	807	6.7	329	257	302	123	23	1447	12.1
94-98	Williams, Shammond	134	460	1012	.455	233	578	.403	292	344	.849	55	332	2.5	399	271	164	92	2	1445	10.8
06-10	Thompson, Deon	152	579	1171	.494	0	2	.000	256	390	.656	290	743	4.9	114	202	323	118	141	1414	9.3
97-01	Haywood, Brendan	141	541	849	.637	0	0	—	329	554	.592	323	839	6.0	118	223	345	47	304	1411	10.0
98-02	Lang, Kris	128	576	1078	.534	0	1	.000	240	387	.620	219	678	5.3	74	155	216	81	81	1392	10.9
06-09	Lawson, Ty	105	463	896	.517	112	278	.403	337	432	.780	65	303	2.9	608	219	205	184	10	1375	13.1
05-09	Green, Danny	145	491	1079	.455	184	491	.375	202	239	.845	204	590	4.1	256	209	277	160	155	1368	9.4
66-69	Clark, Rusty	91	513	1003	.511	0	0	—	313	448	.699	0	929	10.2	35	0	282	0	0	1339	14.7
55-58	Brennan, Pete	81	413	991	.417	0	0	—	506	715	.708	0	854	10.5	0	0	248	0	0	1332	16.4
51-55	Lifson, Al	90	477	1211	.394	0	0	—	368	581	.633	0	154	3.9	0	0	0	0	0	1322	14.7
85-90	Madden, Kevin	134	519	893	.581	29	84	.345	229	346	.662	0	475	3.5	217	210	199	100	35	1296	9.7
70-73	Karl, George	94	494	964	.512	0	0	—	305	391	.780	0	279	3.0	394	0	278	0	0	1293	13.8
99-01	Forte, Joseph	69	479	1055	.454	111	302	.368	221	273	.810	99	399	5.8	210	169	138	121	12	1290	18.7
58-61	Larese, York	72	468	1057	.443	0	0	—	351	441	.796	0	407	5.7	73	0	206	0	0	1287	17.9
95-98	Carter, Vince	103	481	880	.547	99	269	.368	206	292	.705	183	466	4.5	197	123	190	114	80	1267	12.3
71-74	Jones, Bobby	92	522	859	.608	0	0	—	220	343	.641	0	817	8.9	285	0	239	0	0	1264	13.7
96-00	Cota, Ed	138	438	969	.452	93	250	.372	292	398	.734	106	517	3.7	1030	470	176	192	25	1261	9.1
02-05	Felton, Raymond	101	414	978	.423	174	464	.375	258	353	.731	69	417	4.1	698	233	233	192	27	1260	12.5
95-99	Okulaja, Ademola	139	424	967	.438	143	382	.374	263	387	.680	310	890	6.4	327	256	273	175	33	1254	9.0
83-87	Wolf, Joe	128	511	928	.551	23	40	.575	186	243	.765	0	707	5.5	243	207	279	84	39	1231	9.6
10-12	Barnes, Harrison	75	439	1018	.431	116	332	.349	234	319	.734	149	414	5.5	96	146	140	68	29	1228	16.4
79-82	Worthy, James	84	485	896	.541	0	0	—	249	382	.652	0	620	7.4	208	94	211	117	94	1219	14.5
02-05	May, Sean	77	442	862	.513	0	11	.000	329	459	.717	267	771	10.0	113	183	188	100	94	1213	15.8
38-41	Glamack, George	70	479						263											1191	17.0
53-56	Vayda, Jerry	92	398	981	.406	0	0	—	391	584	.670	0	508	7.8	64	81	185	27	4	1187	12.9
80-84	Doherty, Matt	129	418	876	.477	20	49	.408	309	406	.761	0	446	3.5	446	197	230	110	30	1165	9.0
87-91	Chilcutt, Pete	140	483	904	.534	20	58	.345	164	231	.710	0	766	5.5	188	226	155	115	83	1150	8.2
93-96	McInnis, Jeff	100	403	878	.459	138	348	.397	184	256	.719	63	277	2.8	435	200	177	108	0	1128	11.3
09-12	Henson, John	109	475	955	.497	5	24	.208	169	350	.483	269	885	8.1	108	166	159	68	279	1124	10.3
90-94	Reese, Brian	134	435	869	.501	47	148	.318	196	305	.643	185	436	3.3	266	260	140	70	17	1113	8.3
92-96	Calabria, Dante	135	373	825	.452	193	469	.412	159	221	.719	115	426	3.2	336	195	226	115	8	1098	8.1
93-95	Stackhouse, Jerry	69	353	712	.496	39	110	.355	335	465	.720	171	456	6.6	162	198	129	92	76	1080	15.7
66-69	Bunting, Bill	95	398	774	.514	0	0	—	273	369	.740	0	612	6.4	42	0	264	0	0	1069	11.3
57-60	Shaffer, Lee	75	400	901	.444	0	0	—	253	330	.767	0	606	8.1	30	0	199	0	0	1053	14.0
68-71	Dedmon, Lee	89	378	786	.481	0	0	—	263	388	.678	0	729	8.2	180	0	303	0	0	1019	11.4
44-48	Dillon, John		380						258											1018	
50-53	Grimaldi, Vince	81	424	1261	.336	0	0	—	170	310	.548									1018	12.6
73-77	LaGarde, Tommy	102	367	630	.583	0	0	—	273	358	.763	0	545	5.3	82	0	191	44	46	1007	9.9

Note: Complete statistics are not available for players prior to the formation of the Atlantic Coast Conference in 1953-54.

ALL-TIME LETTERMEN

AAAA	
Aitken, Stewart	1933-1935
Alexander, Tom	1930-32
Allen, Bill	1945
Altomese, Bob	1943-44
Alvarez, Manny	1945
Anderson, Don	1944-46
Andrews, Ezra	1914-16
Austin, John	1971
BBBB	
Barber, Howard	1925
Barlow, Jeb	1981-82
Barnes, Harrison	2011-12
Barnes, Octavus	1995
Barrett, Jon	1971-72
Beale, William	1933-34
Bell, Mickey	1973-75
Bennett, Benton	1949-50
Bennett, Bob	1964-66
Bershak, Andy	1936-38
Berstickler, Brian	1998-99, 01-02
Black, Jimmy	1979-82
Blood, Ernest	1934-35
Bohlander, Justin	2004
Bolick, Daniel	2011
Boone, Adam	2001-02
Boone, Pete	1938
Bostick, Jim	1967
Bowers, Bruce	1962
Bowman, Dave	1940
Box, Boyce	1944
Braddock, Jim	1980-83
Bradley, Dudley	1976-79
Brandt, George	1932-33
Branson, Les	1939
Brennan, Pete	1956-58
Brooker, Michael	1998-01
Brown, Bill	1963-65
Brown, Joe	1967-69
Brown, Larry	1961-63
Brown, Lou	1959-60
Brown, William	1929-30
Brownlee, John	1982-83
Brust, Chris	1979-82
Buckley, Bruce	1974-77
Bucknall, Steve	1986-89
Budko, Pete	1978-81
Bullock, Reggie	2011-12
Bunting, Bill	1967-69
Burgess, Jason	1992
Burke, Dewey	2006-07
Burns, Charlie	1962-63
CCCC	
Calabria, Dante	1993-96
Callahan, Peppy	1962-63
Campbell, Greg	1966
Campbell, Marc	2008-10
Capel, Jason	1999-02
Carmichael, Billy	1920-22
Carmichael, Cartwright	1922-24
Carrington, George	1911-13
Carson, Coy	1948-49
Carter, Jippy	1951, 1953
Carter, Vince	1996-98
Cathy, George	1928-29
Chadwick, Dave	1969-71
Chamberlain, Bill	1970-72
Chambers, Bill B.	1973-76
Chambers, Bill L.	1970-72
Chambers, Lenoir	1912-14
Chandler, Stuart	1931-33
Cherry, Scott	1990-93
Chilcutt, Pete	1988-91
Choate, Page	1930-31
Clark, Buddy	1955
Clark, Franklin "Rusty"	1967-69
Cleland, Thomas	1930-31
Cobb, Jack	1924-26
Cole, Mervin	1948
Colescott, Dave	1977-80
Coley, Woody	1975-77
Conlon, Martin	1961
Cooke, Mike	1962-64
Cooper, Stewart	2011-12
Copeland, Mike	2006-09
Corson, Craig	1970-72
Cota, Ed	1997-00
Cox, John	1971
Creticos, Soc	1944
Crompton, Geff	1974, 1978
Crotty, John	1958-60
Crouch, Patrick	2011-12
Cuneo, Frank	1940
Cunningham, Billy	1963-65
Cunningham, Bob	1956-58
Curry, Ronald	1999, 2001
Cuthbertson, Reynolds	1917-19
DDDD	
Dameron, Emerson	1930-31
Daugherty, Brad	1983-86
Davis, Ed	2009-10
Davis, Hubert	1989-92
Davis, Larry	1993-94
Davis, Robert	1914-16
Davis, Walter	1974-77
Daye, James	1985-86
Deasy, Howard	1949-52
Dedmon, Lee	1969-71
Delany, Jim	1968-70
Denny, Jeff	1987-90
Devlin, Billy	1924-25
Dewell, John	1944
Dillon, John "Hook"	1945-48
Dilworth, Ben	1938-40
Dodderer, Bill	1924-26
Doherly, Matt	1981-84
Donnan, Dick	1944
Donohue, Hugh	1959-60, 62
Donohue, Jim	1960-62
Donohue, Ged	1976-79
Dowd, William	1914, 1919
Drew, Larry II	2009-11
Duis, Ferdinand	1911
Dupont, David	2011-12
EEEE	
Earey, Mike	1970
Edwards, Ben	1913-14
Edwards, Jesse	1930-32
Eggleston, Don	1969-71
Ellington, Wayne	2007-09
Ellston, Darrell	1972-74
Elstun, Doug	1988
Erwin, Roy	1912
Erwin, Jesse	1920
Everett, Charlie	2005
Everett, Jim	2000-01
Everett, Joe	2002
Evitmov, Vasco	1997, 1999
Exum, Cecil	1981-84
FFFF	
Ferraro, Hal	1949-51
Felton, Raymond	2003-05
Fingleton, Neil	2002
Fitch, Jack	1944
Fletcher, Ralph	1966-68
Floyd, John	1911
Fogel, Eddie	1968-70
Fort, Phil	1975-78
Forde, Joseph	2000-01
Foster, Brooks	2005
Fox, Rick	1988-91
Frasor, Bobby	2006-09
Frederick, Brad	1997-99
Freedman, Ellis	1943
Frye, Jim	1966-68
Fuller, Walter	1915
GGGG	
Galantai, Bill	1963-64
Gallagher, James	2010
Garvin, Dick	1945
Gauntlett, Tom	1965-67
Gersten, Bobby	1940-42
Geth, Ed	1993, 1995-96
Ginyard, Marcus	2006-08, 10
Gipple, Dale	1969-71
Glace, Ivan "Jack"	1933-35
Giamack, George	1939-41
Glaney, Gene	1953
Goodwin, Frank	1955
Graham, Tom	1923
Grandin, Elliott	1916
Grant, Damion	2003-05
Graves, Will	2008-10
Green, Danny	2006-09
Green, John	1930
Green, Winton	1922-23
Greene, Hilliard	1955-56
Greene, John	1989-90
Gribble, Dickson	1966
Griffith, James	1919-20
Grimaldi, Vince	1951-53
Grubar, Dick	1967-69
Grubb, Foy	1937-38
HHHH	
Hackney, Bunn	1925-27
Hackney, Rufus	1927-29
Hairson, P.J.	2012
Hale, Steve	1983-86
Hamilton, Jim	1947
Hamby, Howard	1921
Hanners, Dave	1974-76
Hansbrough, Tyler	2006-09
Harper, Puny	1929-30
Harris, Kenny	1990-91
Harris, William	1935
Harrison, Ray	1973-74
Harrison, William	1935
Harrison, William Jr.	1964
Hary, Eric	1975-76
Hartley, Dick	1943, 1947
Harvel, William	1926
Hassell, Pud	1964-65
Hassell, Ray	1964-66
Hatchell, Van	2011
Haywood, Brendan	1998-01
Hayworth, Jim	1946-47
Hayworth, Lewis	1942-44
Henderson, Willis	1955
Henry, David	1932-33
Hensley, Marty	1987, 89-90
Henson, John	2010-12
Hines, Wilmer	1931-33
Hite, Ray	1972-74
Hoffman, Brad	1973-75
Holland, Gehmann	1957, 1959
Holley, Jesse	2004-05
Holmes, Jonathan	2000-03
Homewood, Roy	1913-15
Hooker, C.J.	2004-05
Howard, Jimmy	1939-41
Huband, Kim	1970-72
Hubert, Desmond	2012
Hudock, Jim	1960-62
Hughes, Red	1946
Hunter, Curtis	1983, 85-87
Hutchinson, Joel	1930
Hyatt, Rodney	1987-88
JJJJ	
Jamison, Antawn	1996-98
Jamison, Raoger	1972
Jenkins, Joe	1988
Johnson, Earl	1964
Johnson, John	1916
Johnson, Will	2000-03
Johnston, D.J.	2011
Johnston, Donn	1971-73
Jones, Bobby	1972-74
Jones, Charles	1932
Jones, Harry	1961-62
Jordan, Jim	1945-46
Jordan, Michael	1982-84
KKKK	
Kappler, Hugo	1949-51
Karl, George	1971-73
Katz, Art	1962-64
Kaveny, Paul	1935-36
Kearns, Tommy	1956-58
Kenny, Eric	1979-81
Kepley, Dick	1958-59, 1961
Knox, Justin	2011
Kocornik, Dick	1954
Kohler, Norm	1947-48
Koonce, Donald	1924
Krafcisin, Steve	1937
Krause, Dieter	1961-63
Kuester, John	1974-77
Kupchak, Mitch	1973-76
LLLL	
Laczkowski, Matt	2000
LaGarde, Tommy	1974-77
Landry, Pearce	1994-95
Lang, Kris	1999-02
Larese, York	1959-61
Lawson, Ty	2007-09
Lebo, Jeff	1986-89
Lewis, Bob	1965-67
Lifson, Al	1952-55
Lisberg, Paul	1952-55
Lineberger, Henry	1924, 26
Lipfert, Benjamin	1918-21
Little, Greg	2008
Lobin, Ben	1955
Long, Albert	1954
Long, Henry	1911-14
Long, Meb	1913-16
Long, Morris	1933-34
Lotz, Danny	1957-59
Lougee, Edgar	1943
Lutz, Loren	1976
Lynch, George	1990-93
Lynch, Percy	1918-19
Lynn, Clyde	1995-96
MMMM	
Madden, Kevin	1986, 1988-90
Maddie, Bud	1951, 1953-54
Mahler, Carl	1922-23
Maknonen, Timo	1981-84
Manuel, Jackie	2002-05
Markham, William	1932
Markin, Walter	1945
Marks, Don	1943
Marpet, Artie	1929-31
Marshall, Kendall	2011-12
Martin, Warren	1982-83, 85-86
Mathes, Albert	1940
May, David	1988-89
May, Sean	2003-05
McAdoo, James Michael	2012
McAdoo, Robert	1972
McCabe, Gerry	1954-56
McCachren, Dave	1932-34
McCachren, George	1943
McCachren, Jim	1934-36
McCachren, William	1937, 39
McCants, Rashad	2003-05
McComb, Ken	1961
McDonald, Leslie	2010-11
McDonald, Monk	1921-24
McDonald, Sam	1923-26
McDuffie, Lewis	1917
McInnis, Jeff	1994-96
McKinney, Bones	1946
McKnight, Roy	1911-12
McLamb, Phillip	2002-04
McNairy, Charlie	1995-97
McSweeney, Bryan	1962-64
Melendez, Orlando	1999-02
Meroney, John	1937
Miller, Jonathan	2003-04
Miller, Larry	1966-68
Miller, Wes	2005-07
Minor, William	1935
Mirken, Mark	1965-67
Mock, Bernie	1944
Moe, Doug	1959-61
Moe, Donnie	1966-67
Montross, Eric	1991-94
Moody, Patrick	2008-09
Moore, James	1931
Moore, Jim	1966
Morris, Billy	1926-28
Morris, Cliff	1984-85
Morris, John	1919-21
Morrison, Brian	2001-02
Morrison, Ian	1965
Mullis, Pete	1936-38
NNNN	
Nagy, Fritz	1943
Nathan, Mark	1948
Ndiaye, Makhtar	1997-98
Neal, David	1995-96
Neerman, Sherman "Nemo"	1947-50
Neiman, Abe	1922
Neiman, David	1930
Nelson, Melvin	1934-36
Newby, Terrence	1997-00
Newcombe, Arthur	1926
Noel, David	2003-06
Norfolk, Ira	1945
Norwood, Michael	1986-87
Nyimicz, Dan	1948-49
OOOO	
O'Donnell, John	1972-74
O'Koren, Mike	1977-80
Okulaja, Ademola	1996-99
Owens, Max	1998-01
PPPP	
Paine, George	1941-42
Patterson, Richard	1950-51
Paxton, Bob	1945-48
Pepper, Mike	1978-81
Peppers, Julius	2000-01
Perkins, Sam	1981-84
Perry, Henry	1917-18
Perry, Sidney	1922
Pessar, Hank	1940-41
Peterson, Buzz	1982-85
Petree, Terrence	2010
Phelps, Derrick	1991-94
Phillips, Bob	1951-53
Poole, Jimmy	1923-25
Poole, Grey	1958-60
Popson, David	1984-87
Poteet, Yogi	1960-61, 1963
Potts, Ramsay	1936-37
Previs, Steve	1970-72
Price, Damien	2002-04
Price, James	1927-29
Purser, Carr	1927-28
Purser, John	1922-23, 1925
QQQQ	
Quigg, Joe	1956-57
RRRR	
Radovich, Tony	1953-57
Ranson, Lucius	1913
Redding, Frank	1952
Redmon, Herman	1913
Reese, Brian	1991-94
Reid, J.R.	1987-89
Respass, Ray	1983-65
Rice, King	1988-91
Ritch, Marvin	1911
Roberson, Foy	1939-40
Robinson, Lynwood	1982
Robinson, Will	2006
Rodi, Henrik	1990-93
Roper, Gary	1985
Rose, Bob	1940-42
Rosemond, Ken	1956-57
Rosenbluth, Lennie	1955-57
Rourk, William	1920
Rozier, Clifford	1991
Ruth, Earl	1936-38
Ryan, Fred	1949
SSSS	
Salvadori, Kevin	1991-94
Salz, Harvey	1958-60
Sanders, Byron	2003-06
Satterfield, Henry	1928-29
Scholbe, Roger	1946-48
Schwartz, Ernie	1951-53
Scott, Charles	1968-70
Scott, Melvin	2002-05
Scruggs, Boyce	1916
Searcy, Roy	1956-58
Severin, Paul	1939-41
Shaffer, Charlie	1962-64
Shaffer, Dean	1981-82
Shaffer, Lee	1958-60
Shaver, Tony	1974
Shepard, Carlyle	1917, 20-21
Shytle, Ed	1941-42
Sides, Robert	1927
Simmons, Jackson	2012
Smith, James	1974
Smith, Julian	1941-42
Smith, Junius	1911-13
Smith, Kenny	1984-87
Smith, Larry	1992
Smith, Mike	1966
Smith, Ranzino	1985-88
Smith, Winslow	1931
Smithwick, Jim	1965-66
Stackhouse, Jerry	1994-95
Stahl, Ed	1973-75
Stanley, Ray	1958-60
Stephenson, Travis	1992-93
Stephenson, Alex	2007-08
Stevenson, Buster	1944
Strickland, Dexter	2010-12
Strong, George	1913
Suggs, Reid	1941-42
Sullivan, Pat	1991-93, 95
Sullivan, Ryan	1996-97
Sutton, Ed	1955
Swartzberg, Fred	1948
TTTT	
Tandy, George	1914, 1916
Tanner, J.B.	2008-09
Taylor, Cooper	1952, 1954
Tennent, Charles	1914-15
Tennent, George	1916-18
Terrell, Simon	1950
Terry, Reyshaw	2004-07
Thomas, Quentin	2005-08
Thompson, Clive	1945
Thompson, Deon	2007-10
Thorne, Charlie	1949-51
Thorne, Taylor	1946-48
Thornton, Thomas	2010
Tillett, William	1911-13
Tsantes, John	1954-50
Turk, Irving	1950
Tuttle, Gerald	1967-69
Tuttle, Richard	1969-71
Tyndall, Webb	1996-97
VVVV	
Valentine, Keith	1976
Vanstory, William	1927-28
Vayda, Jerry	1953-56
Vinroot, Richard	1962
Virgil, John	1977-80
WWWW	
Waddell, Charles	1973-74
Wakeley, William	1911
Wallace, Jack	1951-53
Wallace, Rasheed	1994-95
Walsh, Donnie	1960-62
Washington, Donald	1973
Watson, Bill	1939
Watts, Justin	2009-12
Wear, David	2010
Wear, Travis	2010
Weathers, Virgil	1932-34
Webb, Ricky	1968-69
Webster, Bernie	1935-36
Wells, Darius	1950-51
Wenstrom	

ALL-TIME UNIFORM NUMBERS

0
Jesse Holley

00
Eric Montross[^], Brendan Haywood[^]

1
Melvin Scott, Marcus Ginyard,
Dexter Strickland

2
Raymond Felton[^], Wayne Ellington,
Marc Campbell, **Leslie McDonald**

3
Jimmy Howard, Herbert Porter,
Clive Thompson, Taylor Thorne,
Charlie Thorne, Irving Turk, Jeff
Denny, Pat Sullivan, Shammond
Williams, Vasco Evtimov, Brian
Morrison, Reyshawn Terry, Daniel
Bolick

4
Wray Lewis, Lewis Hayworth,
Vic Seixas, Bob Paxton, William
White, Lynwood Robinson, James
Daye, Kenny Harris, Larry Davis,
David Neal, Makhtar Ndiaye, Scott
Williams, Brooks Foster, Bobby
Frasor

5
Ed Antolini, George Paine, Larry
James, Ira Norfolk, Vic Seixas,
Dan Nymicz, Marion Godwin,
Richard Patterson, Henrik Rodl, Jeff
McInnis, Ed Cota, Jackie Manuel,
Ty Lawson[^], Dexter Strickland,
Kendall Marshall

6
Julian Smith, Dick Hartley, Walker
Markin, E.B. Stevenson, Mark
Nathan

7
Bobby Gersten, P.A. Lee, Jim
White, Don Anderson, Mervin Cole,
Simon Terrell

8
Bob Rose, Jim Jordan[^], James
Hamilton, Fred Ryan

9
Chuck Harnden, Ellis Freedman,
Jim Hayworth, Fred Bauer, Norman
Mitchell

10 (retired)
George Paine, Bobby Gersten,
Cam Rodman, Roger Scholbe,
Darius Wells, Lennie Rosenbluth^{*}

11
Paul Seberin, James White, Harvey
Weinstein, John Tsantes, Richard
Patterson, Wayne Harpold, Charles
Ellenwood, Ken Rosemond, John
Crotty, Larry Brown[^], Ray Hassell,
Gerald Tuttle, John Austin, Tony
Shaver, Keith Valentine, Mike
Pepper, Rodney Hyatt, Scott Cherry,
Michael Brooker, Quentin Thomas,
Larry Drew II, Stilman White

12 (retired)
George McCachren, Vincent
DiLorenzo, Coy Carson, Hal
Ferraro, Al Lifson, Lee Shaffer[^],
Harry Jones, Ray Respass, Jim

Frye, Richard Tuttle, Ray Hite, Phil
Ford^{*}

13
Ed Shytle, Ellis Freedman, John
Dillon[^], Benton Bennett, William
White, Vince Grimaldi, Ian Morrison,
Dick Grubar, Steve Previs, Brad
Hoffman, Ademola Okulaja, Neil
Fingleton, Will Graves

14
Hugo Kappler, Simon Terrell,
Skippy Winstead, Dave Hanners,
Derek McAllister, Jeff Lebo, Derrick
Phelps, Ryan Sullivan, Jonathan
Holmes, Danny Green, Terrence
Petree, **Desmond Hubert**

15
Hank Feimster, Reid Suggs, Bob
Altemoso, Bill Voris, Jack Fitch,
Hank Lebed, Hugo Kappler, Bill
Smith, Vince Grimaldi, Willis
Henderson, John Kuester, Brian
Ellerby, Courtney Dupree, Jason
Burgess, Shammond Williams,
Vince Carter[^], Kenny White,
Damien Price, Charlie Everett,
Dewey Burke, J.B. Tanner, Leslie
McDonald, Stewart Cooper, **P.J.
Hairston**

16
Reid Suggs, Ed Shytle, Dan Marks,
Michael Fisher, Norman Kohler

17
Joe Nelson, Don Wilson, Manuel
Alvarez, Miles Hall, Ed Wagner,
Irving Turk

18
Bob Rose, Bill Wood, Harold
Spurlock, Sherman Nearman

19
Hank Pessar, Cam Rodman, Bob
Shuford, W.G. Allen, Mark Nathan,
Norman Kohler, Fred Swartzberg

20 (retired)
George Glamack^{*}, Don Marks,
Frank Wideman, Lester Hughes,
Dan Nymicz, Hal Ferraro, Ike
Neeley, Cooper Taylor, Paul Anisko,
Gene Glancy, Bob Young, Wallace
Graham, Don Walsh, Peppy
Callahan, John Yokley, Ed Fogler,
Bill Chambers, Ray Harrison,
David Colescott, Cliff Morris, Steve
Bucknall

21
Bill Locke, Wray Lewis, John Fields,
Fred Ryan, Bill Miller, Howard
Deasy, Jerry Vayda, Albert Lifson,
Mitch Kupchak[^], Jimmy Black,
Michael Norwood, King Rice,
Donald Williams[^], Terrence Newby,
Jawad Williams, Deon Thompson,
Jackson Simmons

22
Junie Bailey, Benton Bennett, Paul
Likins, Edward Sutton, Roy Searcy,
York Larese[^], Mike Cooke, Bob
Lewis[^], Jim Delany, George Karl,
Dudley Bradley, Buzz Peterson,
Kevin Madden, Pearce Landry,
Webb Tyndall, Scott Williams,
Ronald Curry, Justin Bohlander,

Wes Miller, Wayne Ellington[^], David
Dupont

23 (retired)
John Tsantes, Bud Maddie, Skippy
Winstead, Buddy Clarke, Jimmy
Guill, Ged Doughton, Michael
Jordan^{*}

24
Ernie Schwarz, Walter Davis[^], Jim
Braddock, Joe Wolf, Doug Elstun,
Dante Calabria, Max Owens, Jesse
Holley, Marvin Williams, Surry
Wood, Justin Watts

25
Jippy Carter, Albert Long, James
Smith, Donnie Smith, Randy Weil,
Steve Hale, Jason Capel, Damion
Grant, Justin Knox

30
Darius Wells, Jack Wallace,
Cliff Walker, Bill Hathaway, Ray
Stanley, Dieter Krause, Jim Moore,
Mike Iannarella, Greg Campbell,
Al Armour, Dale Gipple, John
O'Donnell, Woody Coley, Al Wood[^],
Kenny Smith[^], Rasheed Wallace[^],
Phillip McLamb, Will Robinson,
Jack Wooten, Thomas Thornton,
Patrick Crouch

31
Charlie Thorne, Tom Gaines, Al
Lifson, Gerry McCabe, Gehrman
Holland, Ken McComb, Bruce
Bowers, Bill Taylor, Charlie Burns,
Bob Bennett, Bill Bunting, Bill
Chamberlain[^], Mickey Bell, Loren
Lutz, Mike O'Koren[^], Matthew
Brust, David May, Brian Reese,
Adam Boone, Jonathan Miller,
Thomas Wilkins, John Henson

32
Leonard Guyes, Frank Redding,
Bob Phillips, Gerry McCabe, Bob
Cunningham, Lou Brown, Peppy
Callahan, Billy Cunningham[^], Mark
Mirken, Dave Chadwick, Darrell
Elston, Tom Zaliagiris, Eric Kenny,
John Brownlee, Pete Chilcutt,
Orlando Melendez, Rashad
McCants[^], Alex Stepheson, Ed
Davis, D.J. Johnston

33 (retired)
Sherman Nearman, Bob Phillips,
Gerry McCabe, Danny Lotz, Jim
Hudock, Bill Brown, Charles Scott[^],
Roger Jamison, Ranzino Smith,
Kevin Salvadori, Antawn Jamison^{*}

34
Frank Redding, Bill Ellington,
Francis Goodwin, Dick Kopley,
Richard Vinroot, Bruce Bowers,
Charles Hassell, Terry Ronner, Jim
Moore, Jim Bostick, Don Eggleston,
Bobby Jones[^], Pete Budko, J.R.
Reid[^], George Lynch[^], Charlie
McNairy, David Noel, Brandon
Wright, David Wear, Stewart Cooper

35
Cooper Taylor, Pete Brennan[^],
Doug Moe[^], Charlie Burns, Bill
Galanti, Ralph Fletcher, Lee
Dedmon, Bob McAdoo[^], Charles
Waddell, Dave Popson, Joe

Jenkins, Travis Stephenson, Brad
Frederick, Jim Everett, C.J. Hooker,
Patrick Moody, James Gallagher,
Reggie Bullock

40
Dick Kocornik, Tommy Kearns[^],
Yogi Poteet, Bill Harrison, Earl
Johnson, Donnie Moe, Ricky Webb,
Bill Chambers, Donn Johnston,
Bruce Buckley, Gary Roper, Hubert
Davis, Ed Geth, Joseph Forte[^],
Mike Copeland, Harrison Barnes[^]

41
Paul Likins, Joe Quigg, Hugh
Donahue, Terry Ronner, Jim
Smithwick, Joe Brown, Mike Earey,
Joe Cox, Jeff Crompton, Sam
Perkins[^], Byron Sanders

42
Bud Maddie, Walter Green,
Hilliard Green, Harvey Salz,
Charlie Schaffer, Tom Gauntlet,
Gra Whitehead, Kim Huband,
Bill Chambers, Jeff Wolf, Brad
Daugherty[^], Scott Williams, Jerry
Stackhouse[^], Kris Lang, Sean May[^]

43
Jerry Vayda, Grey Poole, Art Katz,
Mike Smith, Rusty Clark, Craig
Corson, Ed Stahl, John Virgil,
Jeb Barlow, Curtis Hunter, Matt
Laczkowski, Travis Wear, **James
Michael McAdoo**

44
Tony Radovich, Mike Steppe, Brian
McSweeney, Mark Mirken, Larry
Miller[^], Dennis Wuycik[^], Donald
Washington, Eric Harry, Matt
Doherty, Rick Fox, Clyde Lynn, Will
Johnson, Tyler Zeller[^]

45
Tommy LaGarde[^], Chris Brust,
Marty Hensley, Clifford Rozier,
Serge Zwickler, Julius Peppers,
Jesse Holley

50 (retired)
Rich Yonaker, Cecil Exum, Bill
Akins, Octavus Barnes, Brian
Bersticker, Tyler Hansbrough^{*}

51
Timo Makkonen

52 (retired)
James Worthy^{*}

54
Steve Krafcisin, Warren Martin,
John Greene, Vasco Evtimov

55
Matt Wenstrom

Returning current players in bold
^{*}indicates retired jersey
[^]indicates honored jersey

COACHING HISTORY

FRANK MCGUIRE



Frank McGuire came to Chapel Hill prior to the 1952-53 season after five seasons at St. John's. His 1952 team had reached the NCAA championship game before losing to Kansas.

His nine-year record was 164-58. Carolina finished first or tied for first place in the Atlantic Coast Conference standings five times in this period.

With his many contacts among New York high school coaches, he developed a pipeline of top talent for Carolina. This "underground railroad" brought players like Lennie Rosenbluth, Tommy Kearns, Pete Brennan, Joe Quigg and Bob Cunningham to Chapel Hill. They were the starters on McGuire's greatest team — the 1957 squad that went 32-0 and swept the NCAA title.

McGuire also brought New York-area stars like York Larese, Doug Moe, Donnie Walsh, Larry Brown and Billy Cunningham to Carolina.

The highlight of McGuire's Tar Heel career was the 1957 season. Rosenbluth was one of the national scoring leaders, averaging 28.0 points a game. Of Carolina's 32 victories, 13 were by 10 points or less.

The 1957 Final Four in Kansas City is regarded as one of the most exciting ever played. Carolina topped Michigan State, 74-40, in a triple-overtime semifinal game. The next game the Tar Heels had to go three overtimes again before outlasting Kansas, featuring Wilt Chamberlain, 54-53.

McGuire hired Dean Smith to be his top assistant prior to the 1958-59 season. Smith replaced McGuire when he moved to the NBA in 1961.

As coach of the Philadelphia Warriors, he led his team to a 49-31 record. The Warriors—with Hall of Famers Paul Arizin, Tom Gola and Chamberlain—lost to the Boston Celtics in the Eastern Conference finals.

McGuire returned to the college ranks for the 1964-65 season at South Carolina. He compiled a 283-142 record in 16 seasons with the Gamecocks. That gave him a career record of 549-236 in 30 years. He led South Carolina to its only ACC regular-season title in 1970 and only ACC Tournament championship in 1971.

McGuire, a member of the Naismith Hall of Fame, was the first coach in history to win 100 games at three schools and also to take two schools to the NCAA championship game. He remains the only man in history to win ACC titles at two schools.

He was named national coach of the year three times—in 1952 at St. John's, 1957 at Carolina and 1970 at South Carolina.



McGuire led the Tar Heels to the 1957 NCAA title.

BILL GUTHRIDGE



Bill Guthridge led the Tar Heels to two Final Fours in three years as head coach and was consensus National Coach of the Year in 1998. He won more games than any college head coach in history after two seasons and tied Everett Case for most coaching victories after three years. He played or coached in 14 Final Fours, more than any person in NCAA history. That includes two as a head coach at Carolina, 10 as a Tar Heel assistant coach, and one each as a player and assistant coach at his alma mater, Kansas State.

Guthridge was Dean Smith's assistant for 30 years. He joined the UNC staff in 1967 after five years as assistant to Tex Winter at Kansas State. In his 33 seasons at Carolina, the Tar Heels won two NCAA championships (1982 and 1993), played in 12 Final Fours, won the ACC Tournament championship 13 times and played in the ACC Tournament championship game a total of 22 times.

He was a part of 867 wins in 33 seasons at Carolina and 960 college coaching victories overall, including 93 wins on the staff at Kansas State.

The Parsons, Kan., native posted an 80-28 record in three seasons as Carolina's head coach. Guthridge led the 1998 and 2000 UNC teams to the Final Four. He joined Ohio State's Fred Taylor as just the second man in history to lead teams to two Final Fours

in his first three seasons as a head coach. He was named National Coach of the Year in 1997-98. That year, UNC went 34-4 and Guthridge set the NCAA record for wins by a first-year head coach with 34. He directed UNC to the 1998 Atlantic Coast Conference Tournament championship and was named the ACC Coach of the Year.

He coached 1997-98 National Player of the Year Antawn Jamison and 1998-99 NBA Rookie of the Year Vince Carter, both of whom entered the NBA Draft after their junior seasons. In his tenure at UNC, he coached five National Players of the Year, six ACC Players of the Year, five ACC Rookies of the Year and 28 first-team All-ACC players. He also coached 66 players who were selected in the NBA and/or ABA Drafts.

Guthridge was an assistant coach along with Hall of Famer John Thompson under Dean Smith in 1976 when the United States won the Olympic gold medal in Montreal.

Dan Sears



HEAD COACHING RECORD
80-28, three seasons

EDUCATION
✓ B.S., Mathematics
Kansas State '60
✓ M.A., Education
Kansas State '63

COACHING HIGHLIGHTS
✓ Won more games (58) in his first two years than any coach in NCAA history and shares the NCAA record for most wins by a three-year coach (80).
✓ Was just the second coach in history to lead teams to two Final Fours in his first three seasons as a head coach.
✓ Was the consensus national coach of the year in 1997-98.
✓ Was a part of 14 Final Fours, including one as a player, 11 as an assistant coach and two as a head coach.

CAROLINA BASKETBALL HEAD COACHING RECORDS				
Seasons	Name	No. of Years	W-L	Pct.
1911-14	Nat Cartmell	4	25-24	.510
1915-16	Charles Doak	2	18-16	.529
1917-19	Howell Peacock	3	23-14	.622
1920-21	Fred Boye	2	19-17	.528
1922-23	No Coach	2	30-7	.811
1924	Norman Shepard	1	26-0	1.000
1925	Monk McDonald	1	20-5	.800
1926	Harlan Sanborn	1	20-5	.800
1927-31	James Ashmore	5	80-37	.684
1932-35	George Shepard	4	69-16	.812
1936-39	Walter Skidmore	4	65-25	.722
1940-44	Bill Lange	5	85-41	.675
1945-46	Ben Carnevale	2	52-11	.825
1947-52	Tom Scott	6	100-65	.606
1953-61	Frank McGuire	9	164-58	.739
1962-97	Dean Smith	36	879-254	.776
1997-2000	Bill Guthridge	3	80-28	.741
2000-03	Matt Doherty	3	53-43	.552
2003-present	Roy Williams	9	257-68	.791
Totals		102	2,065-734	.738

YEAR-BY-YEAR RECORDS

Year	Overall W-L	Southern Conference		SC Tournament Finish	Writers Poll	Coaches Poll	Postseason Results	Head Coach	Captains
		W-L							
1910-11	7-4							Nat Cartmell	Marvin Ritch
1911-12	4-5							Nat Cartmell	Junius Smith
1912-13	4-7							Nat Cartmell	Ben Edwards
1913-14	10-8							Nat Cartmell	Meb Long
1914-15	6-10							Charles Doak	Meb Long
1915-16	12-6							Charles Doak	John Johnson
1916-17	5-4							Howell Peacock	George Tennent
1917-18	9-3							Howell Peacock	George Tennent
1918-19	9-7							Howell Peacock	Reynolds Cuthbertson
1919-20	7-9							Fred Boye	Billy Carmichael
1920-21	12-8							Fred Boye	Carlyle Shepard
1921-22	15-6	3-3, Tied 7th		Champion				No Coach	Cartwright Carmichael
1922-23	15-1	5-0, Tied 1st		Second Round				No Coach	Monk McDonald
1923-24	26-0	7-0, Tied 1st		Champion				Norman Shepard	Winton Green
1924-25	20-5	8-0, 1st		Champion				Monk McDonald	Jack Cobb
1925-26	20-5	7-0, Tied 1st		Champion				Harlan Sanborn	Bill Dodderer
1926-27	17-7	7-3, 8th		Semifinalist				James Ashmore	Bunn Hackney
1927-28	17-2	8-1, Tied 3rd		Round of 16				James Ashmore	Billy Morris
1928-29	17-8	12-2, 2nd		Quarterfinalist				James Ashmore	Rufus Hackney
1929-30	14-11	4-7, 16th		Round of 16				James Ashmore	Puny Harper
1930-31	15-9	6-6, Tied 9th		Quarterfinalist				James Ashmore	Artie Marpet
1931-32	16-5	6-3, Tied 5th		Finalist				George Shepard	Tom Alexander
1932-33	12-5	5-3, Tied 5th		Semifinalist				George Shepard	Wilmer Hines
1933-34	18-4	12-2, Tied 2nd		Semifinalist				George Shepard	Dave McCachren
1934-35	23-2	12-1, 1st		Champion				George Shepard	Stewart Aitken
1935-36	21-4	13-3, 2nd		Champion				Walter Skidmore	Jim McCachren
1936-37	18-5	14-3, 2nd		Finalist				Walter Skidmore	Earl Ruth
1937-38	16-5	13-3, 1st		Quarterfinalist				Walter Skidmore	Earl Ruth
1938-39	10-11	8-7, 7th		First Round				Walter Skidmore	Bill McCachren
1939-40	23-3	11-2, 2nd		Champion				Bill Lange	Ben Dilworth
1940-41	19-9	14-1, 1st		Quarterfinalist			NCAA Final 8	Bill Lange	George Glamack
1941-42	14-9	9-5, 7th		Quarterfinalist				Bill Lange	Bob Rose
1942-43	12-10	8-9, 11th		Did Not Compete				Bill Lange	George McCachren, George Payne
1943-44	17-10	9-1, 1st		Finalist				Bill Lange	Game Captains
1944-45	22-6	11-3, 4th		Champion				Ben Carnevale	Game Captains
1945-46	30-5	13-1, 1st		Semifinalist			NCAA Finalist	Ben Carnevale	Jim Hayworth
1946-47	19-8	10-2, 2nd		Finalist				Tom Scott	Jim Hamilton, Jim White
1947-48	20-7	11-4, 3rd		Semifinalist				Tom Scott	Bob Paxton
1948-49	20-8	13-5, 3rd		Semifinalist				Tom Scott	Dan Nyimicz
1949-50	17-12	13-6, 5th		Quarterfinalist				Tom Scott	Nemo Nearman
1950-51	12-15	9-8, 9th		Did Not Compete				Tom Scott	Hugo Kappler, Charlie Thorne
1951-52	12-15	8-11, 11th		Did Not Compete				Tom Scott	Howard Deasy
1952-53	17-10	15-6, 8th		Quarterfinalist				Frank McGuire	Vince Grimaldi, Jack Wallace

SOUTHERN CONFERENCE TOTALS:

43 seasons 304-111 (73.3)

9 Regular-Season Titles, 8 Tournament Championships

Year	Overall W-L	ACC		ACC Tournament Finish	Writers Poll	Coaches Poll	Postseason Results	Head Coach	Captains
		W-L							
1953-54	11-10	5-6, 5th		Quarterfinalist				Frank McGuire	Game Captains
1954-55	10-11	8-6, Tied 4th		Quarterfinalist				Frank McGuire	Al Lifson, Paul Likins
1955-56	18-5	11-3, Tied 1st		Semifinalist	13th	11th		Frank McGuire	Jerry Vayda
1956-57	32-0	14-0, 1st		Champion	1st	1st	NCAA Champs	Frank McGuire	Lennie Rosenbluth
1957-58	19-7	10-4, Tied 2nd		Finalist	13th	12th		Frank McGuire	Pete Brennan
1958-59	20-5	12-2, Tied 1st		Finalist	9th	6th	NCAA 1st Rd.	Frank McGuire	Danny Lotz
1959-60	18-6	12-2, Tied 1st		Semifinalist		14th		Frank McGuire	Harvey Salz
1960-61	19-4	12-2, 1st		Did Not Compete	5th	6th		Frank McGuire	Doug Moe, York Larese, Dick Kepley
1961-62	8-9	7-7, Tied 4th		Quarterfinalist				Dean Smith	Jim Hudock
1962-63	15-6	10-4, 3rd		Semifinalist				Dean Smith	Larry Brown, Yogi Poteet
1963-64	12-12	6-8, 5th		Semifinalist				Dean Smith	Mike Cooke, Charlie Shaffer
1964-65	15-9	10-4, Tied 2nd		Quarterfinalist				Dean Smith	Billy Cunningham
1965-66	16-11	8-6, Tied 3rd		Semifinalist				Dean Smith	Bob Bennett, John Yokley
1966-67	26-6	12-2, 1st		Champion	4th	3rd	NCAA 4th Place	Dean Smith	Tom Gauntlett, Bob Lewis
1967-68	28-4	12-2, 1st		Champion	4th	4th	NCAA Finalist	Dean Smith	Larry Miller
1968-69	27-5	12-2, 1st		Champion	4th	2nd	NCAA 4th Place	Dean Smith	Joe Brown, Bill Bunting, Rusty Clark, Dick Grubar, Gerald Tuttle
1969-70	18-9	9-5, Tied 2nd		Quarterfinalist			NIT First Round	Dean Smith	Jim Delany, Eddie Fogler, Charles Scott
1970-71	26-6	11-3, 1st		Finalist	13th	13th	NIT Champion	Dean Smith	Lee Dedmon, Dale Gipple
1971-72	26-5	9-3, 1st		Champion	2nd	2nd	NCAA 3rd Place	Dean Smith	Steve Previs, Dennis Wuycik
1972-73	25-8	8-4, 2nd		First Round	11th	12th	NIT 3rd Place	Dean Smith	Donn Johnston, George Karl
1973-74	22-6	9-3, Tied 2nd		Semifinalist	12th	8th	NIT First Round	Dean Smith	Darrell Elston, Bobby Jones

YEAR-BY-YEAR RECORDS

Year	Overall W-L	ACC W-L	ACC Tournament Finish	Writers Poll	Coaches Poll	Postseason Results	Head Coach	Captains
1974-75	23-8	8-4, Tied 2nd	Champion	9th	10th	NCAA Final 16	Dean Smith	Mickey Bell, Brad Hoffman, Ed Stahl
1975-76	25-4	11-1, 1st	Finalist	8th	6th	NCAA 1st Rd.	Dean Smith	Bill Chambers, Dave Hanners, Mitch Kupchak
1976-77	28-5	9-3, 1st	Champion	5th	3rd	NCAA Finalist	Dean Smith	Bruce Buckley, Woody Coley, Walter Davis, John Kuester, Tommy LaGarde
1977-78	23-8	9-3, 1st	Semifinalist	16th	10th	NCAA 1st Rd.	Dean Smith	Phil Ford, Tom Zaliagiris
1978-79	23-6	9-3, Tied 1st	Champion	9th	3rd	NCAA 2nd Rd.	Dean Smith	Dudley Bradley, Ged Doughton
1979-80	21-8	9-5, Tied 2nd	Semifinalist	15th	15th	NCAA 2nd Rd.	Dean Smith	Dave Colescott, Mike O'Koren, John Virgil, Jeff Wolf, Rich Yonakor
1980-81	29-8	10-4, 2nd	Champion	6th	6th	NCAA Finalist	Dean Smith	Pete Budko, Eric Kenny, Mike Pepper, Al Wood
1981-82	32-2	12-2, Tied 1st	Champion	1st	1st	NCAA Champion	Dean Smith	Jeb Barlow, Jimmy Black, Chris Brust
1982-83	28-8	12-2, Tied 1st	Semifinalist	8th	8th	NCAA Final 8	Dean Smith	Jim Braddock
1983-84	28-3	14-0, 1st	Semifinalist	1st	1st	NCAA Final 16	Dean Smith	Matt Doherty, Cecil Exum, Sam Perkins
1984-85	27-9	9-5, Tied 1st	Finalist	7th	7th	NCAA Final 8	Dean Smith	Buzz Peterson
1985-86	28-6	10-4, 3rd	Quarterfinalist	8th	8th	NCAA Final 16	Dean Smith	Brad Daugherty, Steve Hale
1986-87	32-4	14-0, 1st	Finalist	2nd	3rd	NCAA Final 8	Dean Smith	Kenny Smith, Joe Wolf
1987-88	27-7	11-3, 1st	Finalist	7th	8th	NCAA Final 8	Dean Smith	Joe Jenkins, Ranzino Smith
1988-89	29-8	9-5, Tied 2nd	Champion	5th	4th	NCAA Final 16	Dean Smith	Steve Bucknall, Jeff Lebo
1989-90	21-13	8-6, Tied 3rd	Quarterfinalist			NCAA Final 16	Dean Smith	Kevin Madden, Scott Williams
1990-91	29-6	10-4, 2nd	Champion	4th	4th	NCAA Final 4	Dean Smith	Pete Chilcutt, Rick Fox, King Rice
1991-92	23-10	9-7, 3rd	Finalist	18th	12th	NCAA Final 16	Dean Smith	Hubert Davis
1992-93	34-4	14-2, 1st	Finalist	4th	1st	NCAA Champion	Dean Smith	George Lynch, Henrik Rodl
1993-94	28-7	11-5, 2nd	Champion	1st	9th	NCAA 2nd Rd.	Dean Smith	Eric Montross, Derrick Phelps
1994-95	28-6	12-4, Tied 1st	Finalist	4th	3rd	NCAA Final 4	Dean Smith	Pearce Landry, Pat Sullivan, Donald Williams
1995-96	21-11	10-6, 3rd	Quarterfinalist	25th	24th	NCAA 2nd Rd.	Dean Smith	Dante Calabria
1996-97	28-7	11-5, Tied 2nd	Champion	4th	4th	NCAA Final 4	Dean Smith	Serge Zwikker, Shammond Williams
1997-98	34-4	13-3, 2nd	Champion	1st	3rd	NCAA Final 4	Bill Guthridge	Shammond Williams, Makhtar Ndiaye
1998-99	24-10	10-6, 3rd	Finalist	13th	18th	NCAA 1st Rd.	Bill Guthridge	Ademola Okulaja
1999-00	22-14	9-7, Tied 3rd	Quarterfinalist		11th	NCAA Final 4	Bill Guthridge	Ed Cota
2000-01	26-7	13-3, Tied 1st	Finalist	6th	10th	NCAA 2nd Rd.	Matt Doherty	Brendan Haywood
2001-02	8-20	4-12, Tied 7th	Quarterfinalist				Matt Doherty	Jason Capel, Kris Lang
2002-03	19-16	6-10, Tied 6th	Semifinalist			NIT Quarterfinalist	Matt Doherty	Jonathan Holmes, Will Johnson
2003-04	19-11	8-8, 5th	Quarterfinalist	18th	22nd	NCAA 2nd Rd.	Roy Williams	(no captains selected)
2004-05	33-4	14-2, 1st	Semifinalist	2nd	1st	NCAA Champion	Roy Williams	Jackie Manuel, Melvin Scott, Jawad Williams
2005-06	23-8	12-4, 2nd	Semifinalist	10th	14th	NCAA 2nd Rd.	Roy Williams	David Noel, Byron Sanders
2006-07	31-7	11-5, Tied 1st	Champion	4th	Tied 5th	NCAA Final 8	Roy Williams	Wes Miller, Reyshawn Terry
2007-08	36-3	14-2, 1st	Champion	1st	Tied 3rd	NCAA Final 4	Roy Williams	Quentin Thomas, Marcus Ginyard
2008-09	34-4	13-3, 1st	Semifinalist	2nd	1st	NCAA Champion	Roy Williams	Bobby Frasar, Danny Green, Tyler Hansbrough
2009-10	20-17	5-11, Tied ninth	First Round			NIT Finalist	Roy Williams	Marcus Ginyard, Deon Thompson
2010-11	29-8	14-2, 1st	Finalist	7th	8th	NCAA Final 8	Roy Williams	Justin Knox, Justin Watts, Tyler Zeller
2011-12	32-6	14-2, 1st	Finalist	4th	6th	NCAA Final 8	Roy Williams	Justin Watts, Tyler Zeller

OVERALL & ACC TOTALS

102 seasons **2,065-734** (73.8) **608-241** (71.6)

29 ACC Regular-Season Titles **45 Top 25 Media Poll Finishes**

17 ACC Tournament Championships

47 Top 25 Coaches Poll Finishes

43 NCAA, 6 NIT Appearances

Five NCAA Championships
18 NCAA Final Fours



A photo from the pro alumni game played during the celebration of the 100th year of Carolina basketball in September 2009.

RESULTS IN THE ROY WILLIAMS ERA

(Note: Scores from previous years are available at TarHeelBlue.com)

*Indicates overtime game
 **Indicates double-overtime game
 ***Indicates triple-overtime game

2003-04

Record: 19-11; H: 12-2; A: 4-7; N: 3-2
ACC 8-8, 5th Place
NCAA Second Round
Coach: Roy Williams

N22 Old Dominion (9/-)	H	W	90-64
N24 at Davidson (9/-)	CHARW		91-68
N29 at Cleveland St. (9/-)	A	W	82-76

ACC-Big Ten Challenge

D2 Illinois (10/11)	GBO	W	88-81
D7 George Mason (10/-)	H	W	115-81
D14 Akron (7/-)	H	W	64-53
D20 Wake Forest (4/14)	H	L***	114-119
D28 UNC Wilmington (9/-)	MYR	W	71-54
D30 Coastal Carolina (9/-)	H	W	105-72
J3 at Kentucky (9/8)	A	L	56-61
J7 Miami (12/-)	H	W	89-64
J11 Georgia Tech (12/8)	H	W	103-88
J14 at Maryland (9/-)	A	L	84-90
J17 Connecticut (9/1)	H	W	86-83
J22 at Florida State (7/-)	A	L*	81-90
J24 Virginia (7/-)	H	W	96-77
J28 NC State (12/-)	H	W	68-66
J31 at Clemson (12/-)	A	L	72-81
F5 Duke (17/1)	H	L*	81-83
F7 at Wake Forest (17/16)	A	W	79-73
F10 at Ga. Tech (14/15)	A	L	77-88
F15 Maryland (14/-)	H	W	97-86
F21 Florida State (16/-)	H	W	78-71
F24 at Virginia (12/-)	A	L	72-74
F29 at NC State (12/14)	A	W	71-64
M2 Clemson (14/-)	H	W	69-53
M6 at Duke (14/3)	A	L	65-70

ACC Tournament

M12 Georgia Tech (16/14)	GBO	L	82-83
--------------------------	-----	---	-------

NCAA South Regional

M18 Air Force (18/-)	DEN	W	63-52
M20 Texas (18/12)	DEN	L	75-78

Monogram Winners: Justin Bohlander, Raymond Felton, Damion Grant, Jesse Holley, C.J. Hooker, Jackie Manuel, Sean May, Rashad McCants, Phillip McLamb, Jonathan Miller, David Noel, Damien Price, Byron Sanders, Melvin Scott, Reyshawn Terry, Jawad Williams

2004-05

Record: 33-4; H: 15-0 A: 8-2 N: 10-2
ACC 14-2, 1st Place
NCAA Champion
Coach: Roy Williams

N19 Santa Clara (4/-)	OAK	L	66-77
N22 BYU (11/-)	MAUI	W	86-50
N23 Tennessee (11/-)	MAUI	W	94-81
N24 Iowa (11/-)	MAUI	W	106-92



Raymond Felton celebrates the 2005 home win over Duke that brought Roy Williams his first ACC regular season championship.

N28 S. California (11/-)	H	W	97-65
ACC-Big Ten Challenge			
D1 Indiana (9/-)	A	W	70-63
D4 Kentucky (9/8)	H	W	91-78
D12 Loyola (8/-)	H	W	109-60
D19 Virginia Tech (5/-)	A	W	85-51
D21 Vermont (4/-)	H	W	93-65
D28 UNC Wilmington (9/-)	H	W	96-75
D30 Cleveland State (4/-)	H	W	107-64
J2 Wm. & Mary (4/-)	H	W	105-66
J8 Maryland (3/22)	H	W	109-75
J12 Georgia Tech (3/8)	H	W	91-69
J15 Wake Forest (3/4)	A	L	82-95
J19 Clemson (6/-)	A	W	77-58
J22 Miami (6/-)	H	W	87-67
J29 Virginia (3/-)	A	W	110-76
F3 NC State (2/-)	H	W	95-71
F6 Florida State (2/-)	A	W	81-60
F9 Duke (2/7)	A	L	70-71
F13 Connecticut (2/19)	HTF	W	77-70
F16 Virginia (4/-)	H	W	85-61
F19 Clemson (4/-)	H	W	88-56
F22 NC State (2/-)	A	W	81-71
F27 Maryland (2/-)	A	W	85-83
M3 Florida State (2/-)	H	W	91-76
M6 Duke (2/6)	H	W	75-73

ACC Tournament

M11 Clemson (2/-)	DC	W	88-81
M12 Georgia Tech (2/-)	DC	L	75-78

NCAA East Regional

M18 Oakland (2/-)	CHARW		96-68
M20 Iowa State (2/-)	CHARW		92-65
M25 Villanova (2/19)	SYR	W	67-66
M27 Wisconsin (2/20)	SYR	W	88-82

NCAA Final Four

A2 Michigan St. (2/15)	STL	W	87-71
A4 Illinois (2/1)	STL	W	75-70

Monogram Winners: Charlie Everett, Raymond Felton, Brooks Foster, Damion Grant, Jesse Holley, C.J. Hooker, Jackie Manuel, Sean May, Rashad McCants, Wes Miller, David Noel, Byron Sanders, Melvin Scott, Reyshawn Terry, Quentin Thomas, Jawad Williams, Marvin Williams

2005-06

Record: 23-8; H: 13-4 A: 8-2 N: 2-2
ACC 12-4, 2nd Place
NCAA Second Round
Coach: Roy Williams

N19 Gardner-Webb	H	W	83-80
N22 Cleveland State	H	W	112-55
N25 UC Santa Barbara	H	W	83-66
N29 Illinois (-/12)	H	L	64-68
D3 Kentucky (-/10)	A	W	83-79
D7 Saint Louis (23/-)	H	W	75-63
D17 Santa Clara (19/-)	H	W	76-58
D21 S. California (17/-)	A	L	59-74
D28 UNC Asheville (23/-)	H	W	89-47
J3 Davidson (25/-)	H	W	82-58
J7 NC State (25/13)	H	W	82-69
J10 Virginia Tech (20/-)	A	W	64-61
J14 Miami (20/-)	H	L	70-81

J.D. Lyon Jr.



David Noel dunks in the win at Kentucky on Dec. 3, 2005.

J19 Virginia (24/-)	A	L	68-72
J22 Florida State (24/-)	A	W	81-80
J25 Boston College (-/20)	H	L	74-81
F2 Arizona	H	W	86-69
F2 Maryland	A	W	77-62
F4 Clemson	H	W	76-61
F7 Duke (23/2)	H	L	83-87
F12 Miami (23/-)	A	W	80-70
F15 Georgia Tech (23/-)	H	W	82-75
F19 Wake Forest (23/-)	A	W	83-72
F22 NC State (21/15)	A	W	95-71
F26 Maryland (21/-)	H	W	81-57
M1 Virginia (13/-)	H	W	99-54
M4 Duke (13/1)	A	W	83-76

ACC Tournament

M10 Virginia (10/-)	GBO	W	79-67
M11 Boston College (10/11)	GBO	L	82-85

NCAA East Regional

M17 Murray State (10/-)	DAY	W	69-65
M19 George Mason (10/-)	DAY	L	60-65

Monogram Winners: Dewey Burke, Mike Copeland, Bobby Frasier, Marcus Ginyard, Danny Green, Tyler Hansbrough, Wes Miller, David Noel, Will Robinson, Byron Sanders, Reyshawn Terry, Quentin Thomas, Thomas Wilkins, Surry Wood

2006-07

Record: 31-7; H: 16-1 A: 6-4 N: 9-2
ACC 11-5, Tied 1st Place
NCAA Final Eight
Coach: Roy Williams

Preseason NIT Tipoff

N14 Sacred Heart (2/-)	CHARW		103-81
N15 Winthrop (2/-)	CHARW		73-66
N19 Gardner-Webb (2/-)	H	W	103-50

Preseason NIT Tipoff

N22 Gonzaga (2/-)	NYC	L	74-82
N24 Tennessee (2-22)	NYC	W	101-87

ACC-Big Ten Challenge

N29 Ohio State (7/3)	H	W	98-89
D2 Kentucky (7/-)	H	W	75-63
D9 High Point (3/-)	H	W	94-69
D16 UNC Asheville (3/-)	H	W	93-62
D19 Florida Atlantic (2/-)	H	W	105-52
D22 Saint Louis (2/-)	A	W	69-48
D28 Rutgers (2/-)	H	W	87-48
D31 Dayton (2/-)	H	W	81-51
J2 Penn (2/-)	H	W	102-64
J7 Florida State (2/-)	H	W	84-58
J10 Virginia (1/-)	H	W	79-69
J13 Virginia Tech (1/-)	A	L	88-94
J17 Clemson (4/19)	A	W	77-55
J20 Georgia Tech (4/-)	H	W	77-61
J24 Wake Forest (4/-)	A	W	88-60
J27 Arizona (4/17)	A	W	92-64
J31 Miami (3/-)	H	W	105-64
F2 NC State (3/-)	A	L	79-83
F7 Duke (5/16)	A	W	79-73
F10 Wake Forest (5/-)	H	W	104-67
F13 Virginia Tech (4/-)	H	L*	80-81
F17 Boston College (4/-)	A	W	77-72
F21 NC State (5/-)	H	W	83-64

F25 Maryland (5/-)	A	L	87-89
M1 Georgia Tech (8/-)	A	L	77-84
M4 Duke (8/14)	H	W	86-72

ACC Tournament

M9 Florida State (8/-)	SPF	W	73-58
M10 Boston College (8/-)	SPF	W	71-56
M11 NC State (8/-)	SPF	W	89-80

NCAA East Regional

M15 Eastern Kentucky (4/-)	W-S	W	86-65
M17 Michigan State (4/-)	W-S	W	81-67
M23 S. California (4/23)	ERNJ	W	74-64
M25 Georgetown (4/8)	ERNJ	L*	84-96

Monogram Winners: Dewey Burke, Mike Copeland, Wayne Ellington, Bobby Frasier, Marcus Ginyard, Danny Green, Tyler Hansbrough, Ty Lawson, Wes Miller, Alex Stepheson, Reyshawn Terry, Quentin Thomas, Deon Thompson, Surry Wood, Brandon Wright

2007-08

Record: 36-3; H: 14-2 A: 13-0 N: 9-1
ACC 14-2, 1st Place
NCAA Final Four
Coach: Roy Williams

N14 Davidson (1/-)	A	W	72-68
Las Vegas Invitational			
N18 Iona (1/-)	H	W	107-72
N20 SC State (1/-)	H	W	110-64
N23 Old Dominion (1/-)	LV	W	99-82
N24 BYU (1/-)	LV	W	73-63

ACC-Big Ten Challenge

N28 Ohio State (1/-)	A	W	66-55
D1 Kentucky (1/-)	A	W	86-77
D4 Penn (1/-)	A	W	106-71
D16 Rutgers (1/-)	A	W	93-71
D19 Nicholls (1/-)	H	W	88-78
D22 UC Santa Barbara (1/-)	H	W	105-70
D27 Nevada (1/-)	H	W	106-70
D30 Valparaiso (1/-)	H	W	90-58
J2 Kent State (1/-)	H	W	90-61
J6 Clemson (1/19)	A	W*	90-88
J9 UNC Asheville (1/-)	H	W	93-81
J12 NC State (1/-)	H	W	93-62
J16 Georgia Tech (1/-)	A	W	83-82
J19 Maryland (1/-)	H	L	80-82
J23 Miami (5/-)	A	W	98-82
J31 Boston College (4/-)	H	W	91-69
F3 Florida State (4/-)	A	W*	84-73
F6 Duke (3/2)	H	L	78-89
F10 Clemson (3/-)	H	W**	103-93
F12 Virginia (5/-)	A	W	75-74
F16 Virginia Tech (5/-)	H	W	92-53
F20 NC State (3/-)	A	W	84-70
F24 Wake Forest (3/-)	H	W	89-73
M1 Boston College (3/-)	A	W	90-80
M4 Florida State (1/-)	H	W	90-77
M8 Duke (1/6)	A	W	76-68

ACC Tournament

M14 Florida State (1/-)	CHARW		82-70
M15 Virginia Tech (1/-)	CHARW		68-66
M16 Clemson (1/22)	CHARW		86-81

NCAA East Regional

M21 Mt. St. Mary's (1/-)	RAL	W	113-74
M23 Arkansas (1/-)	RAL	W	108-77
M27 Washington St (1/21)	CHARW		68-47
M29 Louisville (1/13)	CHARW		83-73

NCAA Final Four

A5 Kansas (1/4)	SA	L	66-84
-----------------	----	---	-------

Monogram Winners: Marc Campbell, Mike Copeland, Wayne Ellington, Bobby Frasier, Marcus Ginyard, Will Graves, Danny Green, Tyler Hansbrough, Ty Lawson, Greg Little, Patrick Moody, Alex Stepheson, J.B. Tanner, Quentin Thomas, Deon Thompson, Surry Wood, Jack Wooten

2008-09

Record: 34-4; H: 14-1 A: 8-2 N: 12-1
ACC 13-3, 1st Place
NCAA Champion
Coach: Roy Williams

N15 Penn (1/-)	H	W	86-71
N18 Kentucky (1/-)	H	W	77-58
N21 UC Santa Barbara (1/-)	A	W	84-67
EA Sports Maui Invitational			
N24 Chaminade (1/-)	MAUI	W	115-70
N25 Oregon (1/-)	MAUI	W	98-69
N26 Notre Dame (1/8)	MAUI	W	102-87
N30 UNC Asheville (1/-)	H	W	116-48

RESULTS IN THE ROY WILLIAMS ERA

ACC/Big Ten Challenge

D3	Michigan State (1/13)	DET	W	98-63
D13	Oral Roberts (1/-)	H	W	100-84
D18	Evansville (1/-)	H	W	91-73
D20	Valparaiso (1/-)	CHI	W	85-63
D28	Rutgers (1/-)	H	W	97-75
D31	Nevada (1/-)	A	W	84-61
J4	Boston College (1/-)	H	L	78-85
J7	Coll of Charleston (1/-)	H	W	108-70
J11	Wake Forest (3/4)	A	L	89-92
J15	Virginia (5/-)	A	W	83-61
J17	Miami (5/-)	H	W	82-65
J21	Clemson (5/10)	H	W	94-70
J28	Florida State (5/-)	A	W	80-77
J31	NC State (5/-)	A	W	93-76
F3	Maryland (3/-)	H	W	108-91
F7	Virginia (3/-)	H	W	76-61
F11	Duke (3/6)	A	W	101-87
F15	Miami (3/-)	A	W	69-65
F18	NC State (3/-)	H	W	89-80
F21	Maryland (3/-)	A	L*	85-88
F28	Georgia Tech (4/-)	H	W	104-74
M4	Virginia Tech (2/-)	A	W	86-78
M8	Duke (2/7)	H	W	79-71

ACC Tournament

M13	Virginia Tech (1/-)	ATL	W	79-76
M14	Florida State (1/22)	ATL	L	70-73

NCAA South Regional

M19	Radford (2/-)	GBO	W	101-58
M21	LSU (2/21)	GBO	W	84-70
M27	Gonzaga (2/10)	MEM	W	98-77
M29	Oklahoma (2/8)	MEM	W	72-60

NCAA Final Four

A4	Villanova (2/11)	DET	W	83-69
A6	Michigan State (2/7)	DET	W	89-72

Monogram Winners: Marc Campbell, Mike Copeland, Ed Davis, Larry Drew II, Wayne Ellington, Bobby Frasor, Marcus Ginyard, Will Graves, Danny Green, Tyler Hansbrough, Ty Lawson, Patrick Moody, J.B. Tanner, Deon Thompson, Justin Watts, Jack Wooten, Tyler Zeller

2009-10

Record: 20-17; H: 14-5 A: 4-8 N: 2-4

ACC 5-11, Tied 10th Place

NIT Finalist

Coach: Roy Williams

Coaches vs. Cancer

N9	FIU (6/-)	H	W	88-72
N11	NC Central (6/-)	H	W	89-42
N15	Valparaiso (6/-)	H	W	88-77

Coaches vs. Cancer

N19	Ohio State (6/15)	NYC	W	77-73
N20	Syracuse (6/-)	NYC	L	71-87
N23	Gardner-Webb (11/-)	H	W	93-72
N29	Nevada (11/-)	H	W	80-73

ACC/Big Ten Challenge

D1	Michigan State (10/9)	H	W	89-82
D5	Kentucky (10/5)	A	L	66-68
D12	Presbyterian (11/-)	H	W	103-64

Getty Images



Bobby Frasor, Danny Green and Carolina won the NCAA championship in 2009.

D19	Texas (10/2)	ARL	L	90-103
D22	Marshall (10/-)	H	W	98-61
D28	Rutgers (9/-)	H	W	81-67
D30	Albany (9/-)	H	W	87-70
J4	Coll. of Charleston (9/-)	A	L*	79-82
J10	Virginia Tech (9/-)	H	W	78-64
J13	Clemson (12/24)	A	L	64-83
J16	Georgia Tech (12/20)	H	L	71-73
J20	Wake Forest (12/-)	H	L	69-82
J26	NC State (-/-)	A	W	77-63
J31	Virginia (-/-)	H	L	60-75
F4	Virginia Tech (-/-)	A	L	70-74
F7	Maryland (-/-)	A	L	71-92
F10	Duke (-/8)	H	L	54-64
F13	NC State (-/-)	H	W	74-61
F16	Georgia Tech (-/-)	A	L	51-68
F20	Boston College (-/-)	A	L	67-71
F24	Florida State (-/-)	H	L	67-77
F27	Wake Forest (-/-)	A	W	77-68
M2	Miami (-/-)	H	W	69-62
M6	Duke (-/4)	A	L	50-82

ACC Tournament

M11	Georgia Tech (-/-)	GBO	L	58-62
-----	--------------------	-----	---	-------

NIT

M16	William and Mary (-/-)	H*	W	80-72
M20	Mississippi State (-/-)	A	W	76-74
M23	UAB (-/-)	A	W	60-55
M30	Rhode Island (-/-)	NYC	W*	68-67
A1	Dayton (-/-)	NYC	L	68-79

* denotes home game played in Carmichael Arena

Monogram Winners: Marc Campbell, Ed Davis, Larry Drew II, James Gallagher, Marcus Ginyard, Will Graves, John Henson, Leslie McDonald, Terrence Petree, Dexter Strickland, Deon Thompson, Thomas Thornton, Justin Watts, David Wear, Travis Wear, Tyler Zeller

2010-11

Record: 29-8; H: 15-0; A: 7-3; N: 7-5

ACC 14-2, 1st Place

NCAA East Final Eight

Coach: Roy Williams

N12	Lipscomb (8/-)	H	W	80-66
EA Sports Puerto Rico Tip-Off				
N18	Hofstra (8/-)	PR	W	107-63
N19	Minnesota (8/-)	PR	L	67-72
N21	Vanderbilt (8/-)	PR	L	65-72
N23	UNC Asheville (25/-)	H	W	80-69
N28	Coll. of Charleston (25/-)	H	W	74-69

ACC/Big Ten Challenge

N30	Illinois (-/20)	A	L	67-79
D4	Kentucky (-/10)	H	W	75-73
D8	Evansville (-/-)	A	W	76-49
D11	Long Beach State (-/-)	H	W	96-91
D18	Texas (-/22)	GBO	L	76-78
D21	William and Mary (-/-)	H	W	85-60
D28	Rutgers (-/-)	NYC	W	78-55
J2	St. Francis (Pa.) (-/-)	H	W	103-54
J8	Virginia (-/-)	A	W	62-56
J13	Virginia Tech (-/-)	H	W	64-61
J16	Georgia Tech (-/-)	A	L	58-78
J18	Clemson (-/-)	H	W	75-65
J26	Miami (-/-)	A	W	74-71
J29	NC State (-/-)	H	W	84-64
F1	Boston College (23/-)	A	W	106-74
F6	Florida State (23/-)	H	W	89-69
F9	Duke (20/5)	A	L	73-79
F12	Clemson (20/-)	A	W	64-62
F15	Wake Forest (19/-)	H	W	78-64
F19	Boston College (19/-)	H	W	48-46
F23	NC State (19/-)	A	W	75-63
F27	Maryland (19/-)	H	W	87-76
M2	Florida State (13/-)	A	W	72-70
M5	Duke (13/4)	H	W	81-67

ACC Tournament

M11	Miami (6/-)	GBO	W	61-59
M12	Clemson (6/-)	GBO	W*	92-87
M13	Duke (6/5)	GBO	L	58-75

NCAA East Regional

M18	Long Island (7/-)	CHAR	W	102-87
M20	Washington (7/23)	CHAR	W	86-83
M25	Marquette (7/-)	NWK	W	81-63
M27	Kentucky (7/11)	NWK	L	69-76

Monogram Winners: Harrison Barnes, Daniel Bolick, Reggie Bullock, Stewart Cooper, Patrick Crouch, Larry Drew II, David Dupont, Van Hatchell, John Henson, D.J. Johnston, Justin Knox, Kendall Marshall, Leslie McDonald, Dexter Strickland, Justin Watts, Tyler Zeller

2011-12

Record: 32-6; H: 17-1; A: 8-2; N: 7-3

ACC 14-2, 1st Place

NCAA Midwest Final Eight

Coach: Roy Williams

N11	Michigan State (1/-)	SD	W	67-55
N13	UNC Asheville (1/-)	A	W	91-75

Las Vegas Invitational

N20	Miss. Valley St (1/-)	H	W	101-75
N22	Tennessee State (1/-)	H	W	102-69
N25	South Carolina (1/-)	LV	W	87-62
N26	UNLV (1/-)	LV	L	80-90

ACC-Big Ten Challenge

N30	Wisconsin (5/9)	H	W	60-57
D3	Kentucky (5/1)	A	L	72-73
D6	Evansville (4/-)	H	W	97-48
D10	Long Beach State (4/-)	H	W	84-78
D17	Appalachian St. (5/-)	H	W	97-82
D19	Nicholls (5/-)	H	W	99-49
D21	Texas (5/-)	H	W	82-63
D29	Elon (5/-)	H	W	100-62
J1	Monmouth (5/-)	H	W	102-65
J7	Boston College (3/-)	H	W	83-60

J10	Miami (3/-)	H	W	73-56
J14	Florida State (3/-)	A	L	57-90
J19	Virginia Tech (8/-)	A	W	82-68
J26	NC State (8/-)	H	W	74-55
J29	Georgia Tech (8/-)	H	W	93-81
J31	Wake Forest (5/-)	A	W	68-53
F4	Maryland (5/-)	A	W	83-74
F8	Duke (5/10)	H	L	84-85
F11	Virginia (5/19)	H	W	70-52
F15	Miami (8/-)	A	W	73-64
F18	Clemson (8/-)	H	W	74-52
F22	NC State (7/-)	A	W	86-74
F25	Virginia (7/25)	A	W	54-51
F29	Maryland (6/-)	H	W	88-64
M3	Duke (6/4)	A	W	88-70

ACC Tournament

M9	Maryland (4/-)	ATL	W	85-69
M10	NC State (4/-)	ATL	W	69-67
M11	Florida State (4/17)	ATL	L	82-85

NCAA Tournament

M16	Vermont (4/-)	GBO	W	77-58
M18	Creighton (4/19)	GBO	W	87-73

NCAA Midwest Regional

M23	Ohio (4/-)	STL	W*	73-65
M25	Kansas (4/5)	STL	L	87-80

Monogram Winners: Harrison Barnes, Reggie Bullock, Stewart Cooper, Patrick Crouch, David Dupont, P.J. Hairston, John Henson, Desmond Hubert, Kendall Marshall, James Michael McAdoo, Leslie McDonald, Jackson Simmons, Dexter Strickland, Justin Watts, Stilman White, Tyler Zeller

JD Lyon Jr.



LEGEND FOR NEUTRAL SITES

ARL—Arlington, Texas (Cowboys Stadium)
 ATL—Atlanta, Ga. (Omni, 1977-89; Georgia Dome, 2001-2009)
 CHAR—Charlotte, N.C.
 CHI—Chicago, Ill. (Chicago Stadium, 1958; United Center 1998, 2000, 2009)
 DAY—Dayton, Ohio (Dayton Arena)
 DC—Washington, D.C. (MCI Center)
 DEN—Denver, Colo. (McNichol Arena/Pepsi Center)
 DET—Detroit, Mich. (Ford Field)
 ERNJ—East Rutherford, N.J. (Meadowlands)
 GBO—Greensboro, N.C. (Greensboro Coliseum)
 HTF—Hartford, Conn. (Hartford Civic Center)
 LV—Las Vegas, Nev. (Orleans Center)
 MAUI—Maui, Hawaii (Lahaina Civic Center)
 MEM—Memphis, Tenn. (FedExForum)
 MYR—Myrtle Beach, S.C.
 NWK—Newark, N.J. (Prudential Center)
 NYC—New York, N.Y. (Madison Square Garden)
 OAK—Oakland, Calif. (The Arena)
 PR—San Juan, Puerto Rico (Coliseo de Puerto Rico)
 RAL—Raleigh, N.C. (Memorial Auditorium through 1946; Reynolds Coliseum through 1999; RBC Center since 2000)
 SA—San Antonio, Texas (Alamodome)
 SD—USS Carl Vinson, San Diego, Calif.
 SPF—Tampa, Fla. (St. Pete Times Forum)
 STL—St. Louis, Mo. (Checkerdome, 1983; Edward Jones Dome, 2005)
 SYR—Syracuse, N.Y. (Carrier Dome)
 W-S—Winston-Salem, N.C. (Lawrence Joel Coliseum)

Jeffrey Camarati



Tyler Hansbrough swept every major National Player of the Year award in 2008.

CAROLINA IN THE AP POLL



Sally Sather

The 1981-82 team spent 11 weeks at No. 1, topping the preseason and final polls and winning the NCAA championship.



The 2011-12 Tar Heels topped the preseason AP poll, becoming the seventh UNC team to do so.

CAROLINA AND THE AP POLL

- ◆ Since the inception of the Associated Press poll prior to the 1948-49 season, Carolina basketball has been ranked in the AP poll 802 times, more than any school in the nation.
- ◆ Carolina has been ranked in the top 10 of the AP poll for 626 weeks, most in ACC history.
- ◆ The Tar Heels have achieved a top 10 ranking in the AP poll for at least one week in 50 of the poll's 64 seasons, including 44 of the last 46.
- ◆ Carolina has finished in the top 10 of the AP poll 34 times, including 23 of the last 32 years.

THE TAR HEELS AND THE NO. 1 RANKING IN THE AP POLL

- ◆ The Tar Heels have been ranked No. 1 in the AP poll 108 times. That is third-best behind UCLA (134) and Duke (111).
- ◆ Carolina is 185-31 as the No. 1 team in the AP poll.
- ◆ UNC became the first-ever unanimous preseason No. 1 in the AP poll in 2008-09. The Tar Heels also were ranked No. 1 in the preseason in 2007-08. UNLV (1989-90 and 1990-91) is the only other school to be ranked preseason No. 1 in back-to-back seasons.
- ◆ The 2008-09 Tar Heels were the first unanimous preseason No. 1 pick by the AP since the preseason poll began in 1981-82.
- ◆ Carolina has been ranked No. 1 in the final AP poll six times — in 1956-57, 1981-82, 1983-84, 1993-94, 1997-98 and 2007-08.
- ◆ The 2011-12 preseason AP poll marked Carolina's seventh time atop the preseason rankings, more than any school. Duke is second with five pre-season No. 1s. UNC was No. 1 in the pre-season AP poll in 1981-82, 1983-84, 1986-87, 1993-94, 2007-08, 2008-09 and 2011-12.
- ◆ The No. 1 ranking in 2011-12 marked the 19th season in which the Tar Heels have reached the No. 1 spot in at least one AP poll. Carolina has been ranked No. 1 by the AP in the following seasons: 1956-57, 1957-58, 1958-59, 1977-78, 1981-82, 1982-83, 1983-84, 1985-86, 1986-87, 1987-88, 1992-93, 1993-94, 1994-95, 1997-98, 2000-01, 2006-07, 2007-08, 2008-09 and 2011-12.
- ◆ Williams has a 47-6 record as head coach at Carolina in 27 weeks as the No. 1 team in the AP poll
- ◆ Carolina has defeated the No. 1 team in the AP poll 12 times, most in NCAA history.

CAROLINA IN THE AP POLL

Total Polls Ranked	802
Top 10 Rankings	626
Longest Streak of Weeks Ranked	172
Seasons Ranked	55
Seasons With Top 10 Rankings	50
Seasons in Final Top 10	34

CAROLINA AT NO. 1 IN THE ASSOCIATED PRESS POLL

Season	Weeks as No. 1	Record as No. 1
1956-57	8	17-0
1957-58	2	5-1
1958-59	1	1-1
1977-78	1	1-0
1981-82	11	22-1
1982-83	2	4-1
1983-84	16	26-3
1985-86	13	24-3
1986-87	3	5-2
1987-88	1	1-1
1992-93	2	4-1
1993-94	5	6-4
1994-95	6	7-2
1997-98	8	13-3
2000-01	2	2-1
2006-07	1	1-1
2007-08	14	27-2
2008-09	9	14-2
2011-12	3	5-1
Total:	108	185-30

Record as No. 1: 185-30

- 1950s: 23-2
- 1960s: 0-0
- 1970s: 1-0
- 1980s: 82-11
- 1990s: 30-10
- 2000s: 44-6
- 2010s: 5-1

Record as No. 1 vs.:

- Boston College: 0-2
- Clemson: 13-1
- Duke: 8-1
- Florida State: 3-1
- Georgia Tech: 9-3
- Maryland: 9-5
- Miami: 1-0
- NC State: 7-3
- Virginia: 10-1
- Virginia Tech: 2-1
- Wake Forest: 9-1

- Home: 67-7
- Away: 47-12
- Neutral: 71-11

- ACC Tournament: 13-3
- NCAA Tournament: 20-5

Most Consecutive Weeks at No. 1 15
(in 1983-84)

NO. 1 VS. NO. 2

Carolina has played in seven games involving the No. 1 vs. the No. 2 team in the AP poll, going 7-0 in those games

Date	Result
3/23/57	No. 1 UNC 54, No. 2 Kansas 53 (3 OT)
12/26/81	No. 1 UNC 82, No. 2 Kentucky 69
1/9/82	No. 1 UNC 65, No. 2 Virginia 60
2/4/86	No. 1 UNC 78, No. 2 Georgia Tech 77 (OT)
2/3/94	No. 2 UNC 89, No. 1 Duke 78
2/5/98	No. 2 UNC 97, No. 1 Duke, 73
4/4/05	No. 2 UNC 75, No. 1 Illinois 70

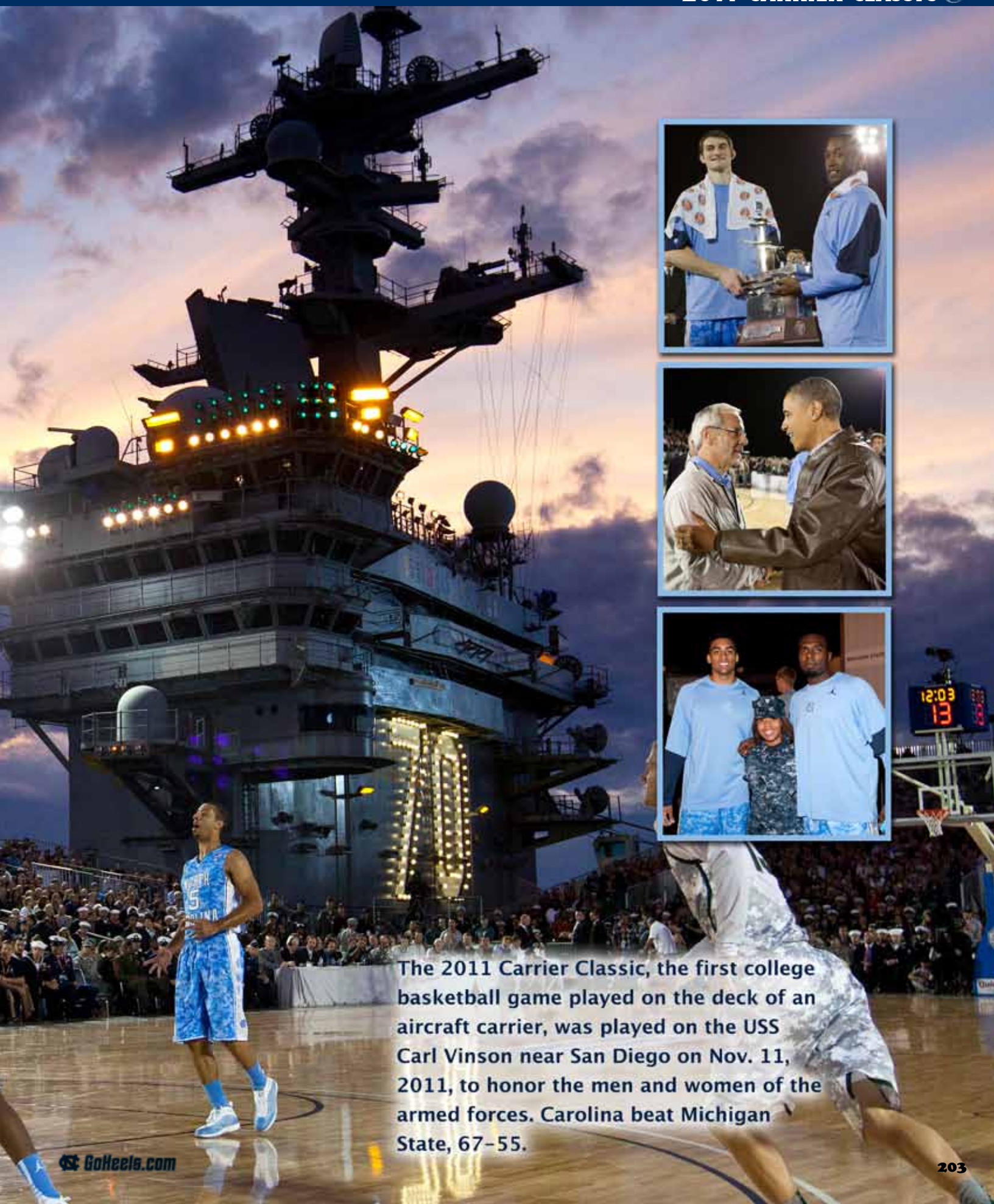
ALL-TIME AP POLL RANKINGS 

Year	Preseason	1	2	3	4	5	6	7	8	9	10	11	12	13	14	15	16	17	18	19	Poll Dates	
1948-49	-Not Ranked-																				1/20-3/8	
1949-50	-Not Ranked-																					1/5-3/7
1950-51	-Not Ranked-																					12/19-3/7
1951-52	-Not Ranked-																					12/11-3/4
1952-53	-	-	-	-	-	-	-	18	12	-	-	-	-	-								12/16-3/10
1953-54	-Not Ranked-																					12/8-3/23
1954-55	-Not Ranked-																					12/7-3/8
1955-56	-	16	6	4	5	9	9	8	9	12	10	9	8	15								12/6-3/6
1956-57	6	3	2	2	2	2	1	1	1	1	1	1	1	1								12/11-3/12
1957-58	1	1	4	4	3	6	8	7	7	11	16	9	13	13								12/10-3/11
1958-59	13	10	3	4	3	3	2	2	2	2	1	3	5	9								12/9-3/9
1959-60	-	-	19	16	12	12	17	13	19	-	16	-										12/22-3/8
1960-61	5	10	11	6	7	6	4	5	6	7	7	5	5									12/13-3/7
1961-62	-Not Ranked-																					12/19-3/13
1962-63	-	-	-	-	-	10	-	-	-	-	-	-	-	-	-	-						12/4-3/12
1963-64	-Not Ranked-																					12/10-3/10
1964-65	13	-	-	-	-	-	-	-	-	-	-	-	-	-								12/8-3/9
1965-66	-Not Ranked-																					12/7-3/8
1966-67	9	8	6	3	3	3	5	4	2	2	2	4	5	3	4							12/6-3/7
1967-68	4	5	7	4	5	3	3	3	3	3	3	3	3	3	5	4						12/5-3/12
1968-69	2	2	2	2	4	2	2	2	2	2	2	3	2	4								12/3-3/4
1969-70	7	5	7	4	4	4	7	9	9	7	10	13	19	-	-							12/9-3/10
1970-71	-	-	20	17	-	20	15	20	20	16	11	8	13	12	13	13						12/8-3/16
1971-72	2	3	4	4	4	3	3	3	3	4	3	3	5	3	3	2						12/7-3/14
1972-73	-	13	11	13	11	9	7	4	3	8	6	6	6	7	8	11						12/5-3/13
1973-74	5	5	5	4	4	4	5	5	4	4	4	6	4	6	8	10	12					12/4-3/27
1974-75	11	9	8	10	8	8	15	14	14	10	12	11	13	14	12	7	6	9	9			12/4-2/2
1975-76	5	4	4	4	3	3	6	7	5	4	4	3	3	4	4	5	8					12/2-3/16
1976-77	3	9	12	11	10	9	6	5	4	4	13	14	13	9	6	4	5					11/30-3/15
1977-78	1	2	2	5	3	2	2	2	5	3	6	7	11	8	10	11	16					11/29-3/13
1978-79	16	14	14	13	6	5	3	3	2	2	4	6	4	4	7	3	9					11/28-3/13
1979-80	6	8	8	8	6	6	15	9	13	11	11	11	8	10	15							12/4-3/4
1980-81	13	10	10	8	6	6	16	17	17	12	11	10	13	11	12	6						12/2-3/10
1981-82	1	1	1	1	1	1	1	1	1	2	2	2	2	2	1	1						12/1-3/9
1982-83	3	15	17	17	-	-	18	11	3	3	1	1	3	11	8	5	8					11/30-3/15
1983-84	1	2	1	1	1	1	1	1	1	1	1	1	1	1	1	1						11/29-3/13
1984-85	-	19	16	13	10	7	9	5	6	8	11	15	13	13	8	6	7					11/27-3/12
1985-86	2	1	1	1	1	1	1	1	1	1	1	1	1	1	3	4	8					11/26-3/11
1986-87	1	1	5	4	4	4	3	2	1	3	3	3	2	2	2							12/2-3/10
1987-88	3	1	5	4	4	4	4	2	2	3	8	6	5	9	6	9	7					12/1-3/15
1988-89	6	5	10	8	8	8	7	6	8	13	7	3	6	8	5	5	9	5				11/22-3/14
1989-90	7	12	17	-	-	24	-	-	-	-	25	-	-	-	-	-						11/27-3/13
1990-91	5	4	10	9	8	7	7	5	5	7	9	9	8	6	4	7	4					11/27-3/12
1991-92	8	6	5	5	9	8	8	8a	14	10	11	9	6	4	10	16	20	18				11/25-3/16
1992-93	7	8	7	5	5	5	5	6	5	3	3	6	6	3	3	1	1	4				11/23-3/15
1993-94	1	1	4	2	2	2	2	2	1	4	4	2	1	2	4	5	4	1				11/22-3/14
1994-95	2	2	2	1	1	1	1	1	4	3	3	2	1	2	3	2	4	4				11/21-3/13
1995-96	20	20	17	13	10	11	11	16	10	10	11	8	12	17	17	19	20	25				11/20-3/11
1996-97	8	7	14	14	11	12	11	11	13	22	19	19	20	16	12	8	5	4				11/19-3/10
1997-98	4	4	4	3	2	1	1	1	1	1	2	2	2	1	1	3	4	1				11/16-3/8
1998-99	11	10	9	3	7	7	7	9	11	9	10	10	12	12	14	14	15	13				11/15-3/8
1999-00	6	5	5	2	7	7	6	13	14	13	21	-	-	-	-	-	-	-				11/15-3/13
2000-01	6	7	7	6	14	15	15	14	13	9	6	5	4	1	1	2	4	6	6			11/13-3/12
2001-02	19	-	-	-	-	-	-	-	-	-	-	-	-	-	-	-	-	-				11/12-3/11
2002-03	-	-	12	22	23	22	-	-	-	-	-	-	-	-	-	-	-	-				11/25-3/17
2003-04	9	9	9	10	7	4	9	9	12	9	7	12	17	14	16	12	14	16	18			11/17-3/15
2004-05	4	11	9	8	5	4	4	3	3	6	3	2	2	4	2	2	2	2				11/22-3/15
2005-06	-	-	-	-	23	19	17	23	25	20	24	-	-	23	23	21	13	10				11/14-3/13
2006-07	2	2	2	7	3	3	2	2	2	1	4	4	3	5	4	5	8	8	4			11/14-3/12
2007-08	1	1	1	1	1	1	1	1	1	1	1	5	4	3	5	3	3	1	1	1		11/12-3/17
2008-09	1	1	1	1	1	1	1	1	3	5	5	5	3	3	3	4	2	1	2			11/17-3/16
2009-10	6	6	11	10	11	10	10	9	9	12	24	-	-	-	-	-	-	-				11/16-3/15
2010-11	8	8	25	-	-	-	-	-	-	-	-	-	23	20	19	19	13	6	7			11/15-3/14
2011-12	1	1	1	5	4	5	5	5	3	3	8	8	5	5	8	7	6	4	4			11/14-3/12

2011 CARRIER CLASSIC



2011 CARRIER CLASSIC



The 2011 Carrier Classic, the first college basketball game played on the deck of an aircraft carrier, was played on the USS Carl Vinson near San Diego on Nov. 11, 2011, to honor the men and women of the armed forces. Carolina beat Michigan State, 67-55.

2011-12 RESULTS & STATISTICS



Tyler Zeller



Harrison Barnes

Overall record: 32-6; ACC: 14-2
Home: 17-1; Away: 8-2; Neutral Sites: 7-3
Las Vegas Invitational: 3-1; ACC Tournament: 2-1; NCAA Tournament: 3-1

November							
Day	Opponent	Site	W/L	Score	Leading Scorer	Leading Rebounder	Assist Leader
11	vs. Michigan State	San Diego-1	W	67-55	Barnes 17	Henson 7	Marshall, Strickland 5
13	at UNC Asheville	Away	W	91-75	Zeller 27	Henson 12	Marshall 15
20	Miss. Valley State	Home-2	W	101-75	Barnes, Henson 18	Henson 14	Marshall 8
22	Tennessee State	Home-2	W	102-69	Bullock 23	Henson 10	Marshall 15
25	vs. South Carolina	Las Vegas-3	W	87-62	Barnes 21	Henson 8	Marshall 14
26	vs. UNLV	Las Vegas-3	L	80-90	Barnes, Hairston 15	Henson 8	Marshall 8
30	Wisconsin	Home-3	W	60-57	Barnes 20	Henson 17	Marshall 7
December							
3	at Kentucky	Away	L	72-73	Barnes, Zeller 14	Henson, Zeller 8	Marshall 8
6	Evansville	Home	W	97-48	Barnes 17	Henson 12	Marshall 6
10	Long Beach State	Home	W	84-78	Henson 24	Henson 10	Marshall 16
17	Appalachian State	Home	W	97-82	Zeller 31	Zeller 10	Marshall 13
19	Nicholls	Home	W	99-49	Strickland, McAdoo 14	Henson, Zeller 11	Marshall 7
21	Texas	Home	W	82-63	Barnes 26	Zeller 11	Marshall 9
29	Elon	Home	W	100-62	Zeller 19	Zeller 13	Marshall 8
January							
1	Monmouth	Home	W	102-65	Henson 21	Zeller 11	Marshall 11
7	Boston College	Home	W	83-60	Barnes 25	Henson, Zeller 8	Marshall 11
10	Miami	Home	W	73-56	Zeller 16	Henson 14	Marshall 8
14	at Florida State	Away	L	57-90	Barnes 15	Zeller 14	Marshall 4
19	at Virginia Tech	Away	W	82-68	Barnes 27	Henson 16	Marshall 8
26	NC State	Home	W	74-55	Zeller 21	Zeller 17	Marshall 11
29	Georgia Tech	Home	W	93-81	Barnes 23	Henson, McAdoo 6	Marshall 12
31	at Wake Forest	Away	W	68-53	Zeller 18	Zeller 18	Marshall 6
February							
4	at Maryland	Away	W	83-74	Zeller 22	Henson 12	Marshall 16
8	Duke	Home	L	84-85	Barnes 25	Henson 17	Marshall 8
11	Virginia	Home	W	70-52	Zeller 25	Barnes 11	Marshall 6
15	at Miami	Away	W	73-64	Barnes 23	Henson 11	Marshall 9
18	Clemson	Home	W	74-52	Barnes 24	Henson 8	Marshall 13
21	at NC State	Away	W	86-74	Marshall 22	Henson 13	Marshall 13
25	at Virginia	Away	W	54-51	Zeller 20	Henson 11	Marshall 6
29	Maryland	Home	W	88-64	Zeller 30	Henson 9	Marshall 8
March							
3	at Duke	Away	W	88-70	Marshall 20	Henson, Zeller 10	Marshall 10
9	vs. Maryland	Atlanta-4	W	85-69	Barnes, Bullock 15	McAdoo 8	Marshall 12
10	vs. NC State	Atlanta-4	W	69-67	Zeller 23	Zeller 9	Marshall 10
11	vs. Florida State	Atlanta-4	L	82-85	Barnes 23	Zeller 12	Marshall 9
16	vs. Vermont	Greensboro-5	W	77-58	McAdoo, Zeller 17	Zeller 15	Marshall 10
18	vs. Creighton	Greensboro-5	W	87-73	Marshall 18	Henson 10	Marshall 11
23	vs. Ohio	St. Louis-6	W	73-65 ot	Zeller 20	Zeller 22	White 6
25	vs. Kansas	St. Louis-6	L	67-80	McAdoo 15	Bullock 7	White 7

Neutral Site Key

- 1 – Quicken Loans Carrier Classic, San Diego, Calif.
- 2 – Las Vegas Invitational, Chapel Hill & Las Vegas, Nev.
- 3 – ACC/Big Ten Challenge, Chapel Hill
- 4 – ACC Tournament, Atlanta, Ga.
- 5 – NCAA Tournament, Greensboro, N.C.
- 6 – NCAA Tournament, St. Louis, Mo.

Individual Statistics

Player	GP-GS	MIN	AVG	FG	FG%	3FG	3FG%	FT	FT%	OFF	DEF	REB	AVG	PF	A	TO	BL	ST	PTS	AVG
Barnes	38-37	1111	29.2	229-521	.440	49-137	.358	141-195	.723	74	124	198	5.2	68	43	74	13	41	648	17.1
Zeller	38-38	1070	28.2	220-398	.553	0-0	—	181-224	.808	146	219	365	9.6	102	36	73	58	34	621	16.3
Henson	35-34	1019	29.1	205-410	.500	0-0	—	69-135	.511	89	259	348	9.9	55	44	45	101	20	479	13.7
Bullock	38-18	965	25.4	124-290	.428	71-186	.382	16-22	.727	63	130	193	5.1	46	52	38	8	25	335	8.8
Marshall	36-35	1188	33.0	105-225	.467	28-79	.354	55-79	.696	6	88	94	2.6	56	351	101	6	43	293	8.1
Strickland	19-19	461	24.3	57-100	.570	0-1	.000	28-42	.667	10	29	39	2.1	29	39	26	3	25	142	7.5
McAdoo	38-3	594	15.6	85-196	.434	0-0	—	60-94	.638	53	94	147	3.9	53	11	29	13	33	230	6.1
Hairston	37-0	482	13.0	61-198	.308	38-139	.273	52-62	.839	28	53	81	2.2	54	28	27	6	14	212	5.7
Watts	38-1	273	7.2	19-45	.422	1-6	.167	7-19	.368	21	30	51	1.3	26	8	11	5	10	46	1.2
White	34-2	196	5.8	6-30	.200	3-19	.158	14-24	.583	1	11	12	0.4	32	32	5	0	8	29	0.9
Hubert	25-0	123	4.9	8-18	.444	0-0	—	1-13	.077	21	16	37	1.5	18	6	8	7	3	17	0.7
Simmons	23-0	42	1.8	7-17	.412	0-0	—	1-4	.250	6	11	17	0.7	1	1	2	1	1	15	0.7
Dupont	21-1	31	1.5	3-10	.300	3-6	.500	1-2	.500	1	2	3	0.1	3	2	0	0	0	10	0.5
Crouch	23-1	38	1.7	3-11	.273	1-6	.167	2-4	.500	0	6	6	0.3	3	6	9	0	1	9	0.4
Cooper	21-1	32	1.5	2-4	.500	0-0	—	1-3	.333	1	0	1	0.0	4	0	3	0	1	5	0.2
Team										69	50	119		1		3				
UNC	38	7625		1134-2473	.459	194-579	.335	629-922	.682	589	1122	1711	45.0	551	659	454	221	259	3091	81.3
Opponents	38	7625		957-2431	.394	275-862	.319	360-529	.681	425	888	1313	34.6	784	445	507	129	238	2549	67.1

2011-12 TEAM STATISTICS (GAME-BY-GAME) 

	PTS	FG	FG%	1st	2nd	3FG	3FG%	FT	FT%	O-D-REB	PF	A	TO	B	ST
Carolina, W	67	24-51	.471	.500	.440	4-12	.333	15-23	.652	8-26-34	14	14	14	11	6
vs. Michigan State	55	22-72	.306	.278	.333	2-20	.100	9-13	.692	24-25-49	25	8	15	3	7
Carolina, W	91	32-54	.593	.576	.619	2-7	.286	25-35	.714	8-33-41	18	16	17	3	5
at UNC Asheville	75	25-63	.397	.382	.414	8-28	.286	17-24	.708	8-19-27	26	8	10	0	10
Carolina, W	101	40-87	.460	.421	.490	5-19	.263	16-31	.516	30-32-62	13	27	15	5	10
Mississippi Valley State	75	29-76	.382	.308	.459	8-27	.296	9-11	.818	15-24-39	26	13	21	5	11
Carolina, W	102	41-66	.621	.639	.600	11-18	.611	9-16	.562	11-32-43	10	32	11	6	9
Tennessee State	69	28-71	.394	.447	.333	11-31	.355	2-5	.400	12-17-29	16	19	12	3	6
Carolina, W	87	31-67	.463	.457	.469	8-16	.500	17-30	.567	15-20-35	15	22	10	3	11
vs. South Carolina	62	23-55	.418	.480	.367	9-23	.391	7-12	.583	14-29-43	25	12	25	7	5
Carolina, L	80	28-66	.424	.567	.306	4-9	.444	20-33	.606	11-28-39	22	14	10	2	6
vs. UNLV	90	31-71	.437	.394	.474	13-32	.833	15-18	.833	14-34-48	26	22	13	3	3
Carolina, W	60	19-45	.422	.478	.364	3-9	.333	19-24	.792	10-32-42	12	9	14	6	2
Wisconsin	57	23-64	.359	.323	.394	8-28	.286	3-6	.500	10-19-29	21	6	4	4	9
Carolina, L	72	25-60	.417	.484	.345	11-18	.611	11-14	.786	15-21-36	16	17	13	6	2
at Kentucky	73	28-63	.444	.368	.560	4-17	.235	13-18	.722	16-22-38	12	9	9	7	7
Carolina, W	97	32-66	.485	.600	.389	7-19	.368	26-43	.605	21-41-62	15	19	13	7	9
Evansville	48	17-66	.258	.233	.278	6-27	.222	8-11	.727	10-20-30	32	10	17	0	3
Carolina, W	84	35-68	.515	.485	.543	6-16	.375	8-10	.800	8-26-34	13	28	13	6	9
Long Beach State	78	33-70	.471	.514	.429	7-21	.333	5-8	.625	12-24-36	14	16	15	1	7
Carolina, W	97	36-66	.545	.526	.571	2-9	.222	23-33	.697	14-25-39	15	17	7	4	5
Appalachian State	82	29-68	.426	.412	.441	9-20	.450	15-17	.882	13-19-32	26	13	10	4	4
Carolina, W	99	37-85	.435	.404	.474	4-19	.211	21-41	.512	31-41-72	13	19	13	13	13
Nicholls	49	22-70	.314	.333	.300	2-22	.091	3-6	.500	9-26-35	26	11	23	2	7
Carolina, W	82	28-63	.444	.424	.467	3-7	.429	23-31	.742	22-27-49	15	15	13	6	9
Texas	63	24-69	.348	.250	.455	9-25	.360	6-9	.667	17-17-34	19	10	13	6	9
Carolina, W	100	39-83	.470	.462	.484	5-14	.357	17-25	.680	24-40-64	8	21	12	6	12
Elon	62	26-78	.333	.205	.462	7-28	.250	3-5	.600	10-25-35	21	12	14	7	4
Carolina, W	102	37-68	.544	.618	.471	8-21	.381	20-33	.606	15-40-55	9	26	13	5	4
Monmouth	65	25-67	.373	.344	.400	11-27	.407	4-8	.500	4-22-26	28	18	12	0	4
Carolina, W	83	31-66	.470	.484	.457	5-14	.357	16-21	.762	12-30-42	13	18	11	6	9
Boston College	60	24-57	.421	.440	.406	9-27	.333	3-9	.333	7-24-31	16	12	20	2	4
Carolina, W	73	31-69	.449	.417	.485	2-16	.125	9-14	.643	16-29-45	11	15	12	2	10
Miami	56	23-55	.418	.345	.500	3-16	.188	7-10	.700	5-24-29	17	10	17	1	8
Carolina, L	57	22-59	.373	.414	.333	4-21	.190	9-20	.450	14-21-35	21	8	22	9	6
at Florida State	90	30-62	.484	.500	.471	12-27	.444	18-24	.750	15-28-43	23	16	17	1	12
Carolina, W	82	30-66	.455	.405	.517	4-14	.286	18-21	.857	19-32-51	11	12	14	9	4
at Virginia Tech	68	25-68	.368	.400	.333	13-31	.419	5-6	.833	11-17-28	17	14	8	3	6
Carolina, W	74	31-64	.484	.472	.500	5-16	.312	7-13	.538	15-33-48	15	18	15	8	9
NC State	55	21-57	.368	.250	.520	9-20	.450	4-9	.444	6-20-26	14	16	17	0	10
Carolina, W	93	33-61	.541	.600	.484	10-16	.625	17-25	.680	10-25-35	11	22	10	8	10
Georgia Tech	81	31-68	.456	.378	.548	9-20	.450	10-11	.909	12-19-31	17	9	15	5	8
Carolina, W	68	22-71	.310	.343	.278	4-19	.211	20-26	.769	22-33-55	21	10	6	12	7
at Wake Forest	53	16-54	.296	.281	.318	2-18	.111	19-26	.731	10-30-40	20	8	11	6	2
Carolina, W	83	31-70	.443	.424	.459	4-9	.444	17-26	.654	19-27-46	18	20	14	3	5
at Maryland	74	25-61	.410	.433	.387	4-17	.235	20-27	.741	13-26-39	23	7	13	7	5
Carolina, L	84	31-63	.492	.417	.593	1-6	.167	21-30	.700	15-27-42	22	14	9	3	3
Duke	85	27-62	.435	.448	.424	14-36	.389	17-26	.654	12-23-35	25	8	10	2	5
Carolina, W	70	24-68	.353	.323	.378	1-10	.100	21-27	.778	23-29-52	11	14	8	6	7
Virginia	52	20-55	.364	.414	.308	3-16	.188	9-13	.692	8-24-32	19	9	12	4	3
Carolina, W	73	26-68	.382	.375	.389	5-18	.278	16-23	.696	24-22-46	12	17	8	6	8
at Miami	64	25-64	.391	.424	.355	8-23	.348	6-8	.750	18-22-40	21	10	14	2	4
Carolina, W	74	31-63	.492	.412	.586	6-14	.429	6-8	.750	11-28-39	15	19	12	7	7
Clemson	52	18-48	.375	.321	.450	6-17	.353	10-16	.625	5-21-26	12	10	15	3	7
Carolina, W	86	29-57	.509	.486	.545	10-19	.526	18-24	.750	11-29-40	14	19	9	8	3
at NC State	74	29-70	.414	.471	.361	3-13	.231	13-23	.565	18-22-40	20	11	4	3	6
Carolina, W	54	17-51	.333	.320	.346	2-14	.143	18-23	.783	12-36-48	11	8	11	4	2
at Virginia	51	21-60	.350	.387	.310	6-23	.261	3-6	.500	5-24-29	17	7	4	7	3
Carolina, W	88	28-71	.394	.382	.405	5-19	.405	27-33	.818	17-25-42	20	18	7	6	8
Maryland	64	23-63	.365	.323	.406	5-20	.250	13-21	.619	14-27-41	25	8	17	5	1
Carolina, W	88	36-66	.545	.526	.571	4-13	.308	12-15	.800	14-31-45	21	13	12	1	2
at Duke	70	26-63	.413	.265	.586	6-21	.286	12-21	.571	10-18-28	19	12	6	2	7
Carolina, W	85	31-61	.508	.429	.615	7-15	.467	16-26	.615	11-30-41	14	21	10	4	8
vs. Maryland (ACC)	69	24-62	.387	.308	.444	8-24	.333	13-21	.619	11-23-34	18	10	13	6	5
Carolina, W	69	24-54	.444	.429	.462	5-20	.250	16-22	.727	6-28-34	19	19	15	0	5
vs. NC State (ACC)	67	26-58	.448	.469	.423	3-11	.273	12-18	.667	8-25-33	23	10	16	1	7
Carolina, L	82	28-71	.394	.441	.351	5-20	.250	21-24	.875	19-20-39	14	12	7	1	7
vs. Florida State (ACC)	85	33-56	.589	.625	.542	11-22	.500	8-11	.727	6-24-30	19	21	15	6	4
Carolina, W	77	27-65	.415	.414	.417	5-18	.278	18-24	.750	15-22-37	10	14	11	6	14
vs. Vermont (NCAA)	58	25-63	.397	.379	.412	3-18	.167	5-8	.625	16-26-42	19	8	20	2	6
Carolina, W	87	33-65	.508	.545	.469	8-16	.500	13-19	.684	11-33-44	8	16	9	9	4
vs. Creighton (NCAA)	73	28-68	.412	.375	.464	8-20	.400	9-12	.750	9-26-35	18	11	9	3	7
Carolina, W	73	26-65	.400	.400	.387	7-22	.318	14-24	.583	22-41-63	13	18	24	8	4
vs. Ohio (NCAA)	65	23-71	.324	.229	.500	12-32	.375	7-8	.875	7-23-30	22	17	13	3	13
Carolina, L	67	28-64	.438	.636	.226	2-17	.118	9-12	.750	8-27-35	17	18	10	6	5
vs. Kansas (NCAA)	80	29-63	.460	.563	.355	4-14	.286	18-24	.750	11-30-41	16	14	8	3	9


2011-12 HIGHS & LOWS
CAROLINA

	High	Low
Field Goals	41 vs. Tennessee State	17 at Virginia
Field Goal Attempts	87 vs. Mississippi Valley State	45 vs. Wisconsin
FG Percentage	.621 (41x66) vs. Tennessee State	.310 (22x71) at Wake Forest
FG Percentage in a Half	.639 (23x36), 1st half vs. Tennessee State	.226 (7x31), 2nd half vs. Kansas
3-Point Field Goals	11 vs. Tennessee State, at Kentucky	1 vs. Duke (h), Virginia (h)
3-Point Attempts	22 vs. Ohio	6 vs. Duke (h)
3-Point Percentage (min. 10 att.)	.625 (10x16) vs. Georgia Tech	.100 (1x10) vs. Virginia (h)
Free Throws Made	27 vs. Maryland (h)	6 vs. Clemson
Free Throw Attempts	43 vs. Evansville	8 vs. Clemson
FT Pct. (min. 10 att.)	.875 (21x24) vs. Florida State (ACC)	.450 (9x20) at Florida State
Offensive Rebounds	31 vs. Nicholls	6 vs. NC State (ACC)
Defensive Rebounds	41 vs. Evansville, Nicholls, Ohio	20 vs. South Carolina, Florida State (ACC)
Total Rebounds	72 vs. Nicholls	34 vs. Michigan State, Long Beach, NC State (ACC)
Rebound Margin	plus 37 (72-35) vs. Nicholls	minus 15 vs. Michigan State (34-49)
Assists	32 vs. Tennessee State	8 at Florida State, at Virginia
Turnovers	24 vs. Ohio	6 at Wake Forest
Blocked Shots	13 vs. Nicholls	0 vs. NC State (ACC)
Steals	14 vs. Vermont	2 vs. Wisconsin, at Kentucky, at Virginia, at Duke
Points	102 vs. Tennessee State, Monmouth	54 at Virginia
Points in a Half	60, 2nd half vs. Mississippi Valley State	20, 2nd vs. Kansas
Scoring Margin	plus 50 vs. Nicholls (99-49)	minus 33 at Florida State (57-90)

OPPONENTS

	High	Low
Field Goals	33 by Long Beach, Florida State (ACC)	16 at Wake Forest
Field Goal Attempts	78 by Elon	48 by Clemson
FG Percentage	.589 (33x56) by Florida State (ACC)	.258 by Evansville (17x66)
FG Percentage in a Half	.625 (20x32), 1st half by Florida State (ACC)	.205 (8x39), 1st half by Elon
3-Point Field Goals	14 by Duke (h)	2 by Michigan State, Nicholls, at Wake Forest
3-Point Attempts	36 by Duke (h)	11 by NC State (ACC)
3-Point Percentage (min. 10 att.)	.500 (11x22) by Florida State (ACC)	.091 by Nicholls (2x22)
Free Throws Made	20 at Maryland	2 by Tennessee State
Free Throw Attempts	27 at Maryland	5 by Tennessee State, Elon
FT Pct. (min. 10 att.)	.909 (10x11) by Georgia Tech	.571 (12x21) at Duke
Offensive Rebounds	24 by Michigan State	4 by Monmouth
Defensive Rebounds	34 by UNLV	17 by Tennessee State, Texas, at Virginia Tech
Total Rebounds	49 by Michigan State	26 by Monmouth, NC State (h), Clemson
Assists	22 by UNLV	6 by Wisconsin
Turnovers	25 by South Carolina	4 by Wisconsin, at NC State, at Virginia
Blocked Shots	7 by South Carolina, Kentucky, Elon, at Maryland, at Virginia	0 at UNC Asheville, by Evansville, Monmouth, NC State
Steals	13 by Ohio	1 by Marylandf (h)
Points	90 by UNLV, at Florida State	48 by Evansville
Points in a Half	54, 2nd half at Florida State	19, 1st half by Elon

INDIVIDUAL BESTS

	North Carolina	Opponents
Points	31 by Tyler Zeller vs. Appalachian State	33 by Brent Arrington, Mississippi Valley State
Field Goals	12 by John Henson vs. Long Beach	12 by Brent Arrington, Mississippi Valley State
		12 by Casper Ware, Long Beach
		12 by Deividas Dulkys at Florida State
Field Goal Attempts	19 by Harrison Barnes at Miami, vs. Creighton	24 by Casper Ware, Long Beach
Field Goal Percentage (min. 10 att.)	.818 (9x11) by Tyler Zeller at Duke	.857 (12x14) by Deividas Dulkys at Florida State
3-Point Field Goals	6 by Reggie Bullock vs. Tennessee State	8 by Deividas Dulkys at Florida State
3-Field Goal Attempts	10 by Reggie Bullock vs. Ohio	12 by Sebastian Koch, Elon
3-Point Field Goal Pct (min. 5 made)	.857 (6x7) by Reggie Bullock vs. Tennessee State	.800 (8x10) by Deividas Dulkys at Florida State
Free Throws Made	20 by Tyler Zeller vs. Maryland	8 by C.J. Harris at Wake Forest
Free Throw Attempts	23 by Tyler Zeller vs. Maryland	9 by C.J. Leslie at NC State
Free Throw Percentage (min. 5 made)	1.000 by Tyler Zeller (8x8) at Wake Forest, at NC State	1.000 (8x8) C.J. Harris at Wake Forest
Offensive Rebounds	9 by Tyler Zeller vs. Elon, at Wake Forest	7 by Draymond Green, Michigan State
Defensive Rebounds	14 by Tyler Zeller vs. Ohio	13 by Mike Moser, UNLV
Total Rebounds	22 by Tyler Zeller vs. Ohio	18 by Draymond Green, Michigan State
		18 by Mike Moser, UNLV
Assists	16 by Kendall Marshall vs. Long Beach, at Maryland	13 by Luke Loucks, Florida State (ACC)
Turnovers	7 by Kendall Marshall at Florida State	7 by Shane Rillieux, Nicholls
		7 by Patrick Heckmann, Boston College
Blocked Shots	9 by John Henson vs. Michigan State	5 by Bernard James, Florida State (ACC)
Steals	6 by Kendall Marshall vs. South Carolina	6 by Shane Larkin, Miami (h)
Minutes Played	41 by Reggie Bullock vs. Ohio	42 by D.J. Cooper, Ohio

MISCELLANEOUS 2011-12 STATISTICS

Miscellaneous Statistics

Games as Leading Scorer	Season/Career
Harrison Barnes	17/30
Tyler Zeller	14/31
John Henson	3/11
Dexter Strickland	1/6
Kendall Marshall	3/3
James Michael McAdoo	3/3
Reggie Bullock	2/3
Leslie McDonald	0/2
P.J. Hairston	1/1

Games as Leading Rebounder	Season/Career
John Henson	24/54
Tyler Zeller	15/26
Harrison Barnes	1/4
Dexter Strickland	0/3
James Michael McAdoo	2/2
Reggie Bullock	1/1

Games as Leading in Assists	Season/Career
Kendall Marshall	36/66
Dexter Strickland	1/5
Stilman White	2/2
Harrison Barnes	0/1
John Henson	0/1
Tyler Zeller	0/1

Double-Doubles	Season/Career
John Henson	18/37
Tyler Zeller	14/19
Kendall Marshall	6/8
Harrison Barnes	2/5
Reggie Bullock	2/2

Double-Figure Scoring Games	Season/Career
Tyler Zeller	32/77
John Henson	31/65
Harrison Barnes	34/64
Reggie Bullock	19/26
Dexter Strickland	6/22
Kendall Marshall	10/16
Leslie McDonald	0/12
P.J. Hairston	7/7
James Michael McAdoo	6/6
Justin Watts	0/2

40-Point Games	Season/Career
Harrison Barnes	0/1

30-Point Games	Season/Career
Tyler Zeller	2/3
Harrison Barnes	0/1

20-Point Games	Season/Career
Harrison Barnes	12/20
Tyler Zeller	11/20
John Henson	2/3
Kendall Marshall	2/2
Reggie Bullock	1/1

20-Rebound Games	Season/Career
Tyler Zeller	1/1

15-Rebound Games	Season/Career
John Henson	3/8
Tyler Zeller	4/4

10-Rebound Games	Season/Career
John Henson	21/47
Tyler Zeller	17/24
Harrison Barnes	2/5
Reggie Bullock	2/2

15-Assist Games	Season/Career
Kendall Marshall	4/5

10-Assist Games	Season/Career
Kendall Marshall	17/23

Carolina's Largest Lead in a Win: 52 vs. Nicholls (won 99-49)
Carolina's Largest Lead in a Loss: 13 vs. Duke (led 57-44 with 14:58 to play, lost 84-85)
Carolina's Largest Deficit Overcome to Win: 9 (trailed at Maryland, 39-48, won 83-74) and at Miami (trailed 22-31, won 73-64)
Carolina's Largest Deficit: 33 at Florida State (lost 57-90)
Carolina's Largest Halftime Lead: 34 vs. Elon (led 53-19, won 100-62)
Carolina's Largest Halftime Deficit: 9 vs. Florida State in ACC Tournament championship game (trailed 40-49, lost 82-85)
Carolina's Largest Halftime Deficit Overcome to Win: 5 vs. Long Beach (trailed 40-45, won 84-78), at Virginia Tech (trailed, 34-39, and won, 82-68) and at Miami (trailed 30-35, won 73-64)
Carolina's Largest Halftime Lead in a Loss: 5 at Kentucky (led 43-38, lost 72-73)

UNC's Record When ...

Home	17-1
Away	8-2
Neutral Site	7-3
UNC Leads at the Half	26-3
UNC Trails at the Half	6-2
Tied at the Half	0-1
Overtime	
UNC Shoots 50 Percent or Better from the Floor	10-0
UNC Shoots 40-49.9 Percent from the Floor	17-4
UNC Shoots Less Than 40 Percent from the Floor	5-2
Opponents Shoots 50 Percent or Better from the Floor	0-1
Opponents Shoots 40-49.9 Percent from the Floor	11-5
Opponents Shoots Less Than 40 Percent from the Floor	21-0
UNC Has More Rebounds	27-2
Opponents Have More Rebounds	4-4
UNC Has More Offensive Rebounds	22-2
Opponents Have More Offensive Rebounds	7-4
UNC Commits More Turnovers	9-3
Opponents Commit More Turnovers	21-3
UNC Scores 80 or More Points	20-3
UNC Scores Less Than 80 Points	12-3
Opponent Scores 80 or More Points	2-5
Opponent Scores Less Than 80 Points	30-1

2nd Chance Points			Points Off Turnovers	
UNC	OPPT		UNC	OPPT
7	24	vs. Michigan State	19	11
9	5	at UNC Asheville	14	10
29	12	Mississippi Valley State	17	16
17	13	Tennessee State	14	12
16	16	vs. South Carolina	28	8
6	20	vs. UNLV	12	14
9	7	Wisconsin	4	7
14	14	at Kentucky	17	13
22	8	Evansville	18	10
7	10	Long Beach	19	10
19	13	Appalachian State	17	9
36	10	Nicholls	31	11
17	13	Texas	17	15
27	9	Elon	24	9
20	5	Monmouth	16	14
13	4	Boston College	19	8
15	11	Miami	14	9
11	15	at Florida State	19	21
21	7	at Virginia Tech	10	13
11	8	NC State	14	12
14	14	Georgia Tech	18	4
20	9	at Wake Forest	11	0
18	12	at Maryland	18	11
12	17	Duke	8	12
23	9	Virginia	11	10
23	16	at Miami	14	6
16	9	Clemson	15	14
8	16	at NC State	5	12
9	4	at Virginia	1	7
18	11	Maryland	21	2
14	2	at Duke	3	13
7	9	vs. Maryland (ACC)	18	8
8	17	vs. NC State (ACC)	18	11
17	10	vs. Florida State (ACC)	22	9
13	14	vs. Vermont (NCAA)	24	8
8	9	vs. Creighton (NCAA)	16	9
14	4	vs. Ohio (NCAA)	11	26
7	14	vs. Kansas (NCAA)	10	14

MEDIA INFORMATION

ATHLETIC COMMUNICATIONS



Steve Kirschner
Sr. Associate Athletic Director
for Communications
(Basketball Contact -
Roy Williams/Credentials)

Office: (919) 962-2123
Direct: (919) 962-7258
Home: (919) 968-1531
Mobile: (919) 475-2695
stevekirschner@unc.edu



Matt Bowers
Associate Athletic
Communications Director,
Director of Internet Services
(Basketball Contact -
Players)

Office: (919) 962-2123
Direct: (919) 962-7259
Home: (919) 929-7814
Mobile: (919) 619-7021
mattbowers@unc.edu

CREDENTIALS

Please send credential requests to Steve Kirschner. Mailing address is University of North Carolina, P.O. Box 2126, Chapel Hill, NC 27515-2126. Fax requests on letterhead stationery to (919) 962-0612 or e-mail stevekirschner@unc.edu.

Credentials will be mailed or held at media will call located in the athletic communications office, which is at the front of Koury Natatorium, adjacent to the Smith Center.

Media with season credentials must contact Kirschner in advance to guarantee a press row seat at individual games.

INTERVIEWS & PRACTICE

All requests for interviews must be made through the athletic communications office. Contact Kirschner with interview requests for Roy Williams or to attend practice. Throughout the season Williams holds regular press conferences at the Smith Center. These typically begin at 2 p.m. and parking is located in the Manning Lot off Tar Heel Boulevard. Out-of-town media may watch press conferences live on TarHeelBlue.com and ask questions by contacting Kirschner or Matt Bowers in advance. Due to contractual obligations, Williams is unable to participate in live radio call-in shows.

Media should make player interview requests to Matt Bowers. Player interviews occur before practice. Newcomers are available to the media once they've played in a regular-season game.

Players are not available for interviews on game day or on non-practice days. Players will not participate in radio call-in shows, but are available to tape radio interviews.

POSTGAME PRESS CONFERENCES

Williams holds his postgame press conference in the media room. Players are available in the lounge adjacent to the lockerroom for 20 minutes following each home game.

ACC TELECONFERENCE

During ACC play, Roy Williams is available each Monday at 11:10 a.m. for 10 minutes on the ACC teleconference (although the first teleconference is on Tuesday Jan. 3, 2012). Please call Kirschner or Brian Morrison at the ACC at (336) 851-6062 for the number.

PHOTO COMPOUND

Photographers may transmit from the "Orange" locker room. Jeffrey Camarati, director of athletic photography, coordinates this compound. Wireless internet, 24 ethernet lines and an analog phone line are available. Statistics are brought to the photo compound at halftime and after the game.

PHOTO SPOTS

The athletic communications staff assigns shooting locations around the court. Specific requests for special camera placements should be made in advance to Kirschner or Camarati. For safety reasons, cameras are not permitted on the blue padding on the basket supports. Floor remotes must be removable. They may not be fixed to the floor and will only be allowed if a photographer is seated with the camera.

PHONES, WIRELESS

There are several telephones available in the media room. No courtside phone hookups are permitted at the Smith Center. High-speed, wireless Internet access is available in the arena, media room and photo compound.

Jeffrey Camarati



PARKING, SMITH CENTER ENTRANCE

Media park in the Bowles Lot on Skipper Bowles Drive, adjacent to the Kenan-Flagler Business School. Spaces are not reserved.

Directions: NC Hwy 15-101 to Manning Drive, turn onto Bowles Drive and the Bowles Lot will be on your right at the bottom of the hill. The media entrance to the Smith Center is located at Entrance B, up the stairs from the Bowles parking lot.

All briefcases, computer bags and photo equipment are subject to search for security purposes.



GoHeels.com/TWITTER

Carolina's official website is GoHeels.com, which features the team yearbook, statistics, game notes, roster, schedule, past season archives and other information. Video feeds of the weekly and postgame press conferences are posted to the site.

Follow the Tar Heels on Twitter:
@UNC_Basketball

TAR HEEL SPORTS PROPERTIES

Learfield Communications is the rights-holder for game broadcasts, Coach Williams' weekly live call-in show (each Monday evening at 7 p.m.) and TV show.

Jones Angell and former Tar Heel All-America center Eric Montross form the Tar Heel Sports Network broadcast team.

Angell is in his 12th year with the Tar Heel Sports Network, his seventh on the men's basketball broadcasts and his first doing play-by-play. Montross earned All-America honors at Carolina in 1993 and 1994 and was the starting center on the '93 NCAA champions. He is in his eighth season providing analysis.

Check GoHeels.com for more information on the Roy Williams TV show and for a list of radio stations that carry Carolina broadcasts.

VISITING RADIO

Radio network rights-holders for opposing teams are provided four seats on the scorer's table adjacent to the visitors' bench. A stat monitor is available and printed stats are provided at each media timeout. UNC provides two ISDN lines and two analog lines at no charge.

NBA SCOUTS

There are no scouting seats on press row. Seats for scouts in the stands are available by contacting Nadia Lynch in the men's basketball office at (919) 962-1154 or by e-mail at nlynch@unca.unc.edu. Due to limited space, scouts are not permitted in the media room. Pregame notes, rosters and statistics will be provided when you pick up your ticket at the entrance to the arena for scouts.



The Tar Heels beat Michigan State in the 2011 Carrier Classic, the first college basketball game to be played on the deck of an active aircraft carrier.

"It was an honor for Carolina Basketball to play in such a unique game that benefitted and saluted the United States Armed Forces."

- Head Coach Roy Williams



**On the U.S.S. Carl Vinson
San Diego, Calif.**



HARRISON BARNES
Golden State Warriors • UNC 2010-12



VINCE CARTER
Dallas Mavericks • UNC 1995-98



ED DAVIS
Toronto Raptors • UNC 2008-10



WAYNE ELLINGTON
Memphis Grizzlies • UNC 2006-09



RAYMOND FELTON
New York Knicks • UNC 2002-05



DANNY GREEN
San Antonio Spurs • UNC 2005-09



TYLER HANSBROUGH
Indiana Pacers • UNC 2005-09



BRENDAN HAYWOOD
Charlotte Bobcats • UNC 1997-2001



JOHN HENSON
Milwaukee Bucks • UNC 2009-12



ANTAWN JAMISON
Los Angeles Lakers • UNC 1995-98



TY LAWSON
Denver Nuggets • UNC 2006-09



KENDALL MARSHALL
Phoenix Suns • UNC 2010-12



JERRY STACKHOUSE
Brooklyn Nets • UNC 1993-95



MARVIN WILLIAMS
Utah Jazz • UNC 2004-05



BRANDAN WRIGHT
Dallas Mavericks • UNC 2006-07



TYLER ZELLER
Cleveland Cavaliers • UNC 2008-12