

2010-11 BASKETBALL


CAROLINA

**TAR
HEELS**



6

NATIONAL CHAMPIONSHIPS



40

**NBA FIRST-ROUND
DRAFT PICKS**



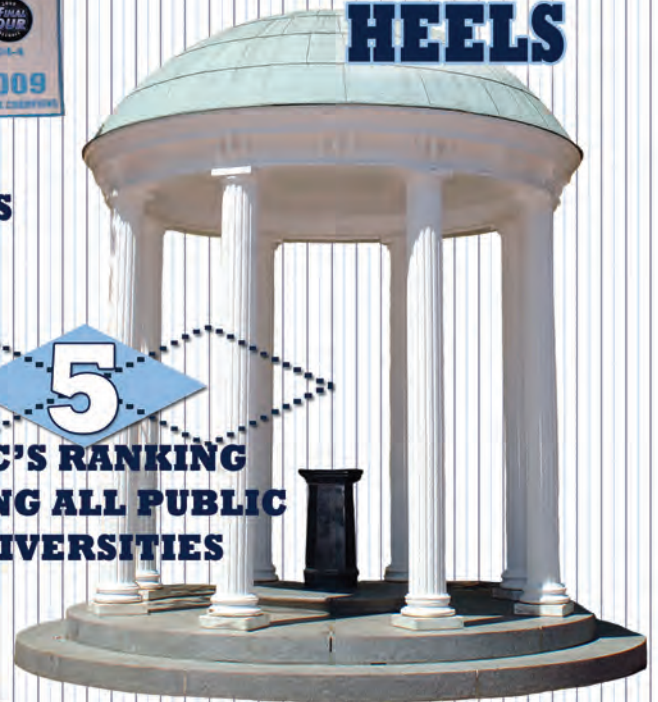
13

**ACC PLAYERS
OF THE YEAR**



11

**NATIONAL PLAYERS
OF THE YEAR**



5

**UNC'S RANKING
AMONG ALL PUBLIC
UNIVERSITIES**



9

NAISMITH HALL OF FAMERS



**SOPHOMORE
John Henson**



**JUNIOR
Justin
Watts**



**JUNIOR
Larry
Drew II**



**SOPHOMORE
Dexter
Strickland**



**JUNIOR
Tyler
Zeller**



**SOPHOMORE
Leslie
McDonald**

CAROLINA BY THE NUMBERS



Hugh Morton

Hall of Famer and four-time National Coach of the Year Dean Smith

1

Rank, Most Players to Appear in NCAA Final Four

In North Carolina's 18 Final Four appearances, 154 Tar Heel players have played in at least one Final Four game, more than any school in the nation.

3

Of NBA's 50 Greatest Players

In the late 1990s, the NBA selected its All-Time 50 Greatest Players. Former Tar Heels Billy Cunningham, Michael Jordan and James Worthy were named to the team. Carolina, Houston and LSU were the only schools to have three players on the team.

4

Final Four MOPs

Wayne Ellington scored 19 points, 17 in the decisive opening half, to lead UNC past Michigan State and earn Most Outstanding Player honors at the 2009 Final Four. Ellington is the fourth Tar Heel to win the award, along with James Worthy in 1982 (28 points vs. Georgetown), Donald Williams in 1993 (25 points in semifinals vs. Kansas and 25 points vs. Michigan in championship) and Sean May in 2005 (26 points and 10 rebounds vs. Illinois in championship). Ellington set the Final Four record for highest three-point percentage in the Final Four. Ellington made 8 of 10 three-pointers (.800) and broke Donald Williams' record (10 of 14, .714) set in 1993.

6

National Championships

Carolina has won six national championships, including five NCAA Tournament titles and the 1924 Helms Foundation national championship.

The Tar Heels won the NCAA Tournament in 1957, 1982, 1993, 2005 and 2009.



Sally Sather

James Worthy and Michael Jordan—among the NBA's 50 Greatest Players—along with fellow 1982 NCAA champion Jimmy Black

7-0

in No. 1 vs. No. 2 Games

Carolina has played in seven games involving the top two ranked teams in the country in the Associated Press poll and the Tar Heels are 7-0 in those games (4-0 as No. 1 and 3-0 as No. 2).

A list of those games:

March 23, 1957 – No. 1 UNC 54, No. 2 Kansas 53
Dec. 26, 1981 – No. 1 UNC 82, No. 2 Kentucky 69
Jan. 9, 1982 – No. 1 UNC 65, No. 2 Virginia 60
Feb. 4, 1986 – No. 1 UNC 78, No. 2 Ga. Tech 77
Feb. 3, 1994 – No. 2 UNC 89, No. 1 Duke 78
Feb. 5, 1998 – No. 2 UNC 97, No. 1 Duke 73
Apr. 4, 2005 – No. 2 UNC 75, No. 1 Illinois 70

8

ACC Rookies of the Year

Eight Carolina players have been named ACC Rookie of the Year, including Sam Perkins (1981), Michael Jordan (1982), J.R. Reid (1987), Ed Cota (1997), Joseph Forte (2000), Marvin Williams (2005), Tyler Hansbrough (2006) and Brandan Wright (2007).


Twenty-six Tar Heels have started their first game, the most recent being Tyler Zeller against Penn on Nov. 15, 2008.

9

Naismith Hall of Famers

Nine Tar Heel coaches and players are members of the Naismith Basketball Hall of Fame, including 2009 inductee Michael Jordan and Carolina head coach Roy Williams, who was inducted in 2007.

Larry Brown, Ben Carnevale (coach), Billy Cunningham (player/coach), Jordan, Robert McAdoo, Frank McGuire (coach), Dean Smith (coach), Williams (coach) and James Worthy are Carolina's Hall of Famers.



Grant Halverson

10

National Coaches of the Year

Carolina head coaches have won national coach of the year honors 10 times, including Frank McGuire (1957), Dean Smith (1977, 1979, 1982 and 1993), Bill Guthridge (1998), Matt Doherty (2001) and Roy Williams (2005, 2006 and 2009).

10

First-Team Academic All-Americans

Tar Heel players have earned first-team Academic All-America honors 10 times, including Billy Cunningham, Charles Scott, Dennis Wuycik, Tommy LaGarde and Eric Montross, all of whose jerseys hang in the Smith Center rafters for their exploits on the court.

11

National Players of the Year

Eleven Tar Heels have won National Player of the Year honors, including consensus winners Phil Ford (1978), Michael Jordan (1984), Antawn Jamison (1998) and Tyler Hansbrough (2008). Other winners include Jack Cobb (1926), George Glamack (1940 and 1941), Lennie Rosenbluth (1957), James Worthy (1982), Kenny Smith (1987), Jerry Stackhouse (1995) and Sean May (2005). Jordan, named by eight organizations as a junior, also was The Sporting News' pick as a sophomore in 1983.

Hall of Famer Roy Williams has led UNC to three Final Fours and two NCAA titles.



Jeffrey Camarati

The 2009 Tar Heels are one of five UNC teams to win the NCAA Tournament.



Dan Sears

Every UNC head coach since 1953 has been named National Coach of the Year, including Bill Guthridge in 1998.

12

ACC 50th Anniversary Team

The Tar Heels placed 12 players on the ACC 50th Anniversary Team, more than any other school. Carolina's honorees included Lennie Rosenbluth, Billy Cunningham, Larry Miller, Charles Scott, Bobby Jones, Walter Davis, Phil Ford, James Worthy, Sam Perkins, Michael Jordan, Brad Daugherty and Antawn Jamison.

13

NCAA Tournament No. 1 Seeds

Carolina has been a number one seed in the NCAA Tournament 13 times, more than any school in NCAA history (Duke is second with 11). UNC's 13 No. 1 seeds have come in 1979, 1982, 1984, 1987, 1991, 1993, 1994, 1997, 1998, 2005, 2007, 2008 and 2009.

Carolina has won NCAA titles as a No. 1 seed in 1982, 1993, 2005 and 2009 and also reached the Final Four as a top seed in 1991, 1997, 1998 and 2008.

Carolina has been a No. 1 seed four times in seven years under head coach Roy Williams (2005, 2007, 2008 and 2009) and 10 times in the last 20 seasons. Williams has earned nine No. 1 seeds in 22 seasons as a head coach, second most in NCAA history.

13

ACC Players of the Year

Twelve Tar Heels have been named ACC Player of the Year 13 times, including Larry Miller, who won the award in 1967 and 1968. Other Tar Heel recipients include Lennie Rosenbluth (1957), Pete Brennan (1958), Lee Shaffer (1960), Billy Cunningham (1965), Mitch Kupchak (1976), Phil Ford (1978), Michael Jordan (1984), Antawn Jamison (1998), Joseph Forte (2001), Tyler Hansbrough (2008) and Ty Lawson (2009).

When Hansbrough and Lawson started against LSU in the second round of the 2009 NCAA Tournament, it marked the first time in ACC history that two active ACC Players of the Year were on the court at the same time.

14

ACC All-Freshman Players

Ed Davis was an ACC All-Freshman Team selection in 2008-09. He is the 14th Tar Heel named to the ACC All-Freshman Team since its inception in 1992-93.

17

ACC Championships

Carolina has won 17 Atlantic Coast Conference Tournament championships and played in the championship game a record-tying 29 times.

Dean Smith won 13 Tournament titles, more than any other coach in history. Smith's teams were 58-23 and played in the championship game 21 times.

18

Final Fours

Carolina has played in 18 Final Fours, more than any school in the nation. The Tar Heels played in the Final Four in 1946, 1957, 1967, 1968, 1969, 1972, 1977, 1981, 1982, 1991, 1993, 1995, 1997, 1998, 2000, 2005, 2008 and 2009. The Tar Heels won the NCAA title in 1957, 1982, 1993, 2005 and 2009.

Carolina is the only school to play in the Final Four in each of the last seven decades (1940s through 2000s).

Rusty Clark (1967-69), Bill Bunting (1967-69) and Ed Cota (1997-98, 2000) started in three different Final Fours. Carolina holds the NCAA record for most players who have played in a Final Four with 155.

18

Seasons Ranked No. 1

Carolina has been ranked No. 1 in the nation in the Associated Press poll in 18 different seasons since the AP began its rankings in 1948-49. Those seasons include 1957, 1958, 1959, 1978, 1982, 1983, 1984, 1986, 1987, 1988, 1993, 1994, 1995, 1998, 2001, 2007, 2008 and 2009.

The Tar Heels have been No. 1 on 105 occasions. Carolina is third nationally in weeks ranked No. 1 in the country.

Carolina has been ranked in the Top 10 in 598

polls. That is the second-highest figure in NCAA basketball history. Carolina has appeared in the AP poll 772 times, more than any other school in history.

Carolina is the only school in the country with 12 wins over the No. 1 ranked team in the AP poll, including most recently a victory at Duke in 2006.

27

Regular Season ACC Titles

The Tar Heels went 13-3 in ACC play in 2009, winning their 27th regular-season Atlantic Coast Conference championship. UNC has won 17 regular-season championships outright, shared 10 others and won 17 ACC Tournament titles.

Carolina's 27 regular-season titles are eight more than Duke and four more than the other 10 ACC teams combined.

34

First-Team All-Americans

Forty-nine Tar Heels have earned All-America honors, including 34 first-team honorees. The most recent first-team selections are Tyler Hansbrough in 2005-06, 2006-07, 2007-08 and 2008-09, and Ty Lawson in 2008-09. Hansbrough was the first player in ACC history to earn first-team All-America honors in each of his four seasons.

Jack Cobb (1924-26), Phil Ford (1976-78), Mike O'Koren (1978-80) and Sam Perkins (1982-84) earned first-team All-America honors on three occasions. Hansbrough, Ford, O'Koren, Perkins, NC State's David Thompson and Virginia's Ralph Sampson are the only players in ACC history to earn first-team All-America honors at least three times.

Sixteen Tar Heels have earned consensus first-team All-America honors a total of 25 times, which is second in NCAA history. They include Cartwright Carmichael (1923 and 1924), Jack Cobb (1924, 1925 and 1926), George Glamack (1940 and 1941), Lennie Rosenbluth (1957), Larry Miller (1968), Robert McAdoo (1972), Ford (1977 and 1978), James Worthy (1982), Michael Jordan (1983 and 1984), Perkins (1983 and 1984), Kenny Smith (1987), J.R. Reid (1988), Jerry Stackhouse (1995), Antawn Jamison (1998), Joseph Forte (2001) and Tyler Hansbrough



Dan Sears

Vince Carter is one of 40 UNC first-round NBA Draft picks and one of the 96 percent of Dean Smith's lettermen to graduate.



The NCAA champion Tar Heels went 32-0 in 1957.

Jeffrey Camarati



National Players of the Year Michael Jordan and Tyler Hansbrough

(2007, 2008 and 2009).

40

First-Round NBA Draft Picks

Carolina has had 40 players taken in the first round of the NBA Draft and 97 players selected overall. The Tar Heels have had 21 players drafted in the first round in the last 22 years, including Tyler Hansbrough, Ty Lawson and Wayne Ellington in 2009 and Ed Davis in 2010.

Carolina has had more first-round draft picks – 29 – since 1980 than any school in the country.

In 2005, Marvin Williams (2nd), Raymond Felton (5th), Sean May (13th) and Rashad McCants (14th) made UNC the first school to have four players taken in the NBA Draft Lottery.

UNC's James Worthy and Brad Daugherty were selected No. 1 overall in the draft. The Los Angeles Lakers selected Worthy in 1982; the Cleveland Cavaliers took Daugherty No. 1 in 1986.

Michael Jordan was the third player selected in the 1984 Draft behind Hakeem Olajuwon (Houston) and Sam Bowie (Portland).

41

NCAA

Tournament Berths

The Tar Heels are tied for second-most in history in NCAA Tournament appearances with 41.

The Tar Heels established an all-time record with 27 consecutive trips to the Tournament from 1975-2001.

UNC has the third-best win percentage (72.3) in Tournament history.

41

NBA Championship Rings

Former Carolina players have won 41 NBA championship rings, more than any school in the Atlantic Coast Conference.

Mitch Kupchak has won 10 NBA championship rings and Michael Jordan has won six. They are among 13 former Tar Heels who have gone on to win NBA championship rings as players. Those 13 players have accounted for 29 rings.

47

Smith Center Jerseys

The jerseys of 47 former Carolina players hang in honor in the Smith Center rafters in

Chapel Hill.

That total includes retired jerseys of Jack Cobb, Lennie Rosenbluth (No. 10), Phil Ford (No. 12), George Glamack (No. 20), Michael Jordan (No. 23), Antawn Jamison (No. 33), Tyler Hansbrough (No. 50) and James Worthy (No. 52).

50

All-ACC Academic Choices

Fifty Tar Heel players have earned spots on the All-ACC Academic Team, second-most in conference

history. Junior Tyler Zeller is a two-time member of the squad.

63

1,000-Point Scorers

Carolina has had 63 players score 1,000 points, more than any other school in the nation. Tar Heels Tyler Hansbrough (2,872), Phil Ford (2,290), Sam Perkins (2,145), Lennie Rosenbluth (2,045), Al Wood (2,015) and Charles Scott (2,007) each netted at least 2,000 points.

69

First-Team All-ACC Players

Carolina has placed 69 players on the All-ACC first team, the most in league history. Duke is second with 58. Tyler Hansbrough was a unanimous selection in 2005-06, 2006-07, 2007-08 and 2008-09. He is the only player to earn first-team All-ACC honors four times. Point guard Ty Lawson was also a first-team selection in 2008-09 and was the ACC Player of the Year, the first point guard to win the award since Carolina's Phil Ford in 1978.

2009 marked the 22nd season in which two Tar Heels made first-team All-ACC. Duke is second with 16 seasons with multiple selections. The rest of the ACC has combined to accomplish that just 21 times.

In addition to Hansbrough, six Tar Heels earned first-team honors three times – Lennie Rosenbluth (1956-58), York Larese (1959-61), Billy Cunningham (1963-65), Charles Scott (1968-70), Phil Ford (1976-78), Sam Perkins (1982-84) and Antawn Jamison (1996-98).

102

NCAA Tournament Wins

Carolina has won 102 games in the NCAA Tournament, more than any other school in the history of the event.

141

NCAA Tournament Games

UNC is second in NCAA Tournament history in tournament games played with 141, which is five fewer than Kentucky's 146.

Over 500

ACC Victories

The Tar Heels have won 580 regular-season ACC games, more than any other school in conference history. Duke is second with 533. Maryland (418) and NC State (402) are the only other ACC schools with at least 400 ACC wins.

Over 2,000

Victories

The Tar Heels have won 2,004 basketball games, the second-most in NCAA history behind Kentucky. UNC was the second program in NCAA annals to amass 2,000 victories. Carolina, Kentucky and Kansas are the only programs in the country with at least 2,000 wins. Carolina is also second in NCAA history in winning percentage at 73.6 percent.



TABLE OF CONTENTS

2010-11 SEASON

Carolina by the Numbers	1-3
Table of Contents	4
2010-11 Schedule	5
2010-11 Roster	6
2010-11 Season Preview	7-9

PLAYERS

Justin Knox	10-11
Larry Drew II	12-15
Justin Watts	16-18
Tyler Zeller	19-22
John Henson	23-25
Leslie McDonald	26-28
Dexter Strickland	29-31
Harrison Barnes	32-33
Reggie Bullock	34-35
Kendall Marshall	36-37

COACHES & STAFF

Roy Williams	38-49
Steve Robinson	50
Jerod Haase	51
C.B. McGrath	52
Joe Holladay	53
Jonas Sahrantian, Chris Hirth, Eric Hoots	54
Jenn Townsend, Support Staff	55

THIS IS CAROLINA

Academic Excellence	56-57
University Profile	58-59
The Rams Club	60-61
Carolina Family	62-63
Why Carolina?	64-65
Chancellor Holden Thorp	66
Athletic Director Dick Baddour	66
Carolina in the Community	67
National Exposure	68-69
Sports Illustrated Covers	70
Former Tar Heels in Broadcasting	71
Smith Center Home Court Advantage	72-73
Top-Notch Facilities	74-75
The Dean E. Smith Center	76
Smith Center Records	77
Late Night With Roy	78
Carolina Basketball Museum	79

HISTORY

Hall of Famers	80-81
National Players of the Year	82-83
Retired Jerseys	84-87
Smith Center Jerseys	88-91
Carolina Basketball Timeline	92-99
Dean Smith	100-101
NCAA Tournament Success	102-103
18 Final Fours	104-105
1957 NCAA Champions	106-107
1982 NCAA Champions	108-109
1993 NCAA Champions	110-111
2005 NCAA Champions	112-113
2009 NCAA Champions	114-115
NCAA Tournament History	116-118
NCAA Tournament Results	119-121
NCAA Tournament Team Records	122
NCAA Tournament Individual Records	123
ACC Tournament History	124-127
Fantastic Finishes	128-131
NBA Legacy	132-135
Michael Jordan	136
Vince Carter	137
Jerry Stackhouse	138
Antawn Jamison	139
Raymond Felton	140
Marvin Williams	141
Brendan Haywood	142
Sean May	143
Jawad Williams	144
Danny Green	144
Wayne Ellington	145
Tyler Hansbrough	145
Ty Lawson	145
Brandan Wright	146
Ed Davis	146
NBA Award Winners	147-148
NBA Draft History	149-150
All-Time NBA Roster	151-153

RECORD BOOK


Team Records: Single Game	154-155
Team Records: Season	156
Scoring Records	157-160
Field Goal Records	161
Three-Point Field Goal Records	162
Free Throw Records	163
Rebounding Records	164
Assist Records	165
Steal Records	166
Blocked Shot Records	167

Miscellaneous Records	168
Top Single-Game Performances	169
Yearly Statistical Leaders	170-171
Award Winners	172-175
ACC Award Winners	176
All-Time Lettermen	177
UNC Team Awards	178-179
Career Stats for 1,000-Point Scorers	180
Annual UNC Team Statistics	181
Annual Opponent Team Statistics	182
Year-by-Year Records	183-184
Scores in the Roy Williams Era	185-186
Carolina in the AP Poll	187

2009-10 SEASON REVIEW

2009-10 Statistics & Results	188
2009-10 Team Game-by-Game Statistics	189
2009-10 Highs & Lows	190
Roy Williams Era Highs & Lows	191

Media Information	192
-------------------	-----



The 2010-11 University of North Carolina men's basketball yearbook is published by the UNC Athletic Communications office. Additional copies may be purchased by sending a check for \$10 to: UNC Athletic Communications, P.O. Box 3760, Chapel Hill, N.C., 27515.

Edited & Designed by: Matt Bowers

Written by: Steve Kirschner

Editorial Assistance: Joe Amati (NBA Photos), Kevin Chandler, Michael Coletta, Abbey Doran, Dana Gelin, Davis Harper, Brad Harrison, Dale Herman, Gary Johnson (NCAA), Jon Kimball, Maya Nachmani, Blake Rahn, Ryan Riedel, Nathan Thorp and Michael Wintrob

Photography: Head shots by Jeffrey Camarati. Action photos as noted. Photos of NBA players are courtesy of NBA Photos unless otherwise noted.

Covers: Designed by Dana Gelin

Cover Photos: *FRONT:* Camarati (Smith/Williams, banners), Dan Sears (Stackhouse/Jamison), Grant Halverson (Hansbrough); *INSIDE FRONT:* Peyton Williams (Drew, Henson, Zeller, Watts, Strickland), Camarati (McDonald); *INSIDE BACK:* Camarati; *BACK:* Bob Donnan (Jordan), Camarati (Felton, trophies), Sally Sather (Perkins/Worthy), Hugh Morton (1967 celebration)

Printing: University Directories of Chapel Hill, N.C.





2010-11 SCHEDULE

DAY	DATE	OPPONENT/EVENT	SITE	TIME	TV
Fri.	Nov. 5	Barton College (exhibition)	Chapel Hill	7:30 p.m.	TarHeelBlue.com
Fri.	Nov. 12	Lipscomb	Chapel Hill	7 p.m.	Fox Sports South
Puerto Rico Tip-Off (Coliseo de Puerto Rico)					
Thu.	Nov. 18	vs. Hofstra	San Juan, P.R.	5 p.m.	ESPN2
Fri.	Nov. 19	vs. Minnesota or Western Kentucky	San Juan, P.R.	6 or 8:30 p.m.	TBA
Sun.	Nov. 21	vs. Davidson, Nebraska, Vanderbilt or West Virginia	San Juan, P.R.	TBA	TBA
Tue.	Nov. 23	UNC Asheville	Chapel Hill	7 p.m.	Fox Sports South/NESN
Sun.	Nov. 28	College of Charleston	Chapel Hill	5:30 p.m.	Fox Sports Net
ACC/Big Ten Challenge					
Tue.	Nov. 30	Illinois (Assembly Hall)	Champaign, Ill.	9:30 p.m.	ESPN
Sat.	Dec. 4	Kentucky	Chapel Hill	12:30 p.m.	CBS
Wed.	Dec. 8	at Evansville (Roberts Stadium)	Evansville, Ind.	7 p.m.	ESPNU
Sat.	Dec. 11	Long Beach State	Chapel Hill	7 p.m.	Fox Sports South
Sat.	Dec. 18	vs. Texas (Greensboro Coliseum)	Greensboro, N.C.	4 p.m.	CBS
Tue.	Dec. 21	William & Mary	Chapel Hill	7 p.m.	ESPN2
Tue.	Dec. 28	vs. Rutgers (Madison Square Garden)	New York, N.Y.	9 p.m.	ESPN2
Sun.	Jan. 2	St. Francis, Pa.	Chapel Hill	3:30 p.m.	Fox Sports South/ Sunshine/NESN
Sat.	Jan. 8	at Virginia (John Paul Jones Arena)	Charlottesville, Va.	Noon	Raycom
Thu.	Jan. 13	Virginia Tech	Chapel Hill	9 p.m.	ESPN or ESPN2
Sun.	Jan. 16	at Georgia Tech (Alexander Mem. Coliseum)	Atlanta, Ga.	7:45 p.m.	Fox Sports Net
Tue.	Jan. 18	Clemson	Chapel Hill	8 p.m.	Raycom
Wed.	Jan. 26	at Miami (BankUnited Center)	Coral Gables, Fla.	7:30 p.m.	ESPN or ESPN2
Sat.	Jan. 29	NC State	Chapel Hill	2 p.m.	ESPN
Tue.	Feb. 1	at Boston College (Conte Forum)	Chestnut Hill, Mass.	9 p.m.	Raycom
Sun.	Feb. 6	Florida State	Chapel Hill	2 p.m.	Fox Sports Net
Wed.	Feb. 9	at Duke (Cameron Indoor Stadium)	Durham, N.C.	9 p.m.	Raycom/ESPN
Sat.	Feb. 12	at Clemson (Littlejohn Coliseum)	Clemson, S.C.	1 p.m.	Raycom
Tue.	Feb. 15	Wake Forest	Chapel Hill	8 p.m.	Raycom
Sat.	Feb. 19	Boston College	Chapel Hill	4 p.m.	ESPN or ESPN2
Wed.	Feb. 23	at NC State (RBC Center)	Raleigh, N.C.	9 p.m.	Raycom
Sun.	Feb. 27	Maryland	Chapel Hill	7:45 p.m.	Fox Sports Net
Wed.	March 2	at Florida State (Tucker Center)	Tallahassee, Fla.	7 p.m.	ESPN or ESPN2
Sat.	March 5	Duke	Chapel Hill	8 p.m.	CBS

2011 Atlantic Coast Conference Tournament, Greensboro Coliseum, Greensboro, N.C.

Thu.	March 10	#8 seed vs. #9 seed		Noon	Raycom
		#5 seed vs. #12 seed		2:30 p.m.	Raycom
		#7 seed vs. #10 seed		7 p.m.	ESPN2
		#6 seed vs. #11 seed		9:30 p.m.	Raycom
Fri.	March 11	#1 seed vs. 8/9 winner		Noon	Raycom/ESPN2
		#4 seed vs. 5/12 winner		2:30 p.m.	Raycom/ESPN2
		#2 seed vs. 7/10 winner		7 p.m.	Raycom/ESPN2
		#3 seed vs. 6/11 winner		9:30 p.m.	Raycom/ESPN2
Sat.	March 12	Semifinals		1 & 3:30 p.m.	Raycom/ESPN
Sun.	March 13	Championship		1 p.m.	Raycom/ESPN



2011 NCAA Tournament Sites

First & Second Rounds: March 17 and 19 (Denver, Colo.; Tampa, Fla.; Tucson, Ariz.; and Washington, D.C.); March 18 and 20 (Charlotte, N.C.; Chicago, Ill.; Cleveland, Ohio; and Tulsa, Okla.)

Regionals: March 24 and 26 (Anaheim, Calif., and New Orleans, La.); March 25 and 27 (Newark, N.J., and San Antonio, Texas)

Final Four: April 2 and 4 (Houston, Texas)



All times are Eastern Standard



The University of North Carolina and Nike extended their agreement for 10 more years beginning in July 2008. The agreement provides each varsity team with shoes, apparel, equipment bags and other products. It also provides \$2 million to the Chancellor's Academic Enhancement Fund for faculty support.

The Tar Heel men's basketball team wears the Jumpman line, named after UNC's Michael Jordan.



2010-11 ROSTER

NUMERICAL

No.	Player	Yr.	Pos.	Ht.	Wt.	Hometown	High School
1	Dexter Strickland	So.	G	6-3	180	Rahway, N.J.	St. Patrick
2	Leslie McDonald	So.	G	6-4	215	Memphis, Tenn.	Briarcrest Christian
5	Kendall Marshall	Fr.	G	6-3	186	Dumfries, Va.	Bishop O'Connell
11	Larry Drew II	Jr.	G	6-2	180	Encino, Calif.	Woodland Hills Taft
24	Justin Watts	Jr.	G	6-4	210	Durham, N.C.	Jordan
25	Justin Knox	Gr.	F	6-9	240	Tuscaloosa, Ala.	Central (University of Alabama '10)
31	John Henson	So.	F	6-10	210	Tampa, Fla.	Sickles
35	Reggie Bullock	Fr.	G	6-7	190	Kinston, N.C.	Kinston
40	Harrison Barnes	Fr.	F	6-8	210	Ames, Iowa	Ames
44	Tyler Zeller	Jr.	F	7-0	250	Washington, Ind.	Washington

ALPHABETICAL

No.	Player	Yr.	Pos.	Ht.	Wt.	Hometown	High School
40	Harrison Barnes	Fr.	F	6-8	210	Ames, Iowa	Ames
35	Reggie Bullock	Fr.	G	6-7	190	Kinston, N.C.	Kinston
11	Larry Drew II	Jr.	G	6-2	180	Encino, Calif.	Woodland Hills Taft
31	John Henson	So.	F	6-10	210	Tampa, Fla.	Sickles
25	Justin Knox	Gr.	F	6-9	240	Tuscaloosa, Ala.	Central (University of Alabama '10)
5	Kendall Marshall	Fr.	G	6-3	186	Dumfries, Va.	Bishop O'Connell
2	Leslie McDonald	So.	G	6-4	215	Memphis, Tenn.	Briarcrest Christian
1	Dexter Strickland	So.	G	6-3	180	Rahway, N.J.	St. Patrick
24	Justin Watts	Jr.	G	6-4	210	Durham, N.C.	Jordan
44	Tyler Zeller	Jr.	F	7-0	250	Washington, Ind.	Washington

Head Coach: Roy Williams (23rd year, eighth at Carolina)

Assistant Coaches: Steve Robinson, Jerod Haase, C.B. McGrath

Director of Basketball Operations: Joe Holladay

Strength & Conditioning Coordinator: Jonas Sahratian

Head Athletics Trainer: Chris Hirth

Video Coordinator/Director of Player Relations: Eric Hoots

PRONUNCIATION GUIDE

Bullock	bull-LOCK
Haase	rhymes with "class"
Sahratian	suh-ray-shun





The Tar Heels entered the 2009-10 season by hanging a national championship banner, but minus the majority of scoring, rebounding and experience that helped win Carolina's fifth NCAA Tournament title. Inexperience, injuries and lack of quality execution subsequently led to a 20-17 record, a first round exit in the ACC Tournament and a trip to the NIT.

Seniors Deon Thompson and Marcus Ginyard helped UNC reach the NIT championship game, but this year's Tar Heel squad has its eyes set on returning to the NCAA Tournament, where Carolina has won a record 102 games in 41 appearances.

"At this time last year I saw more than one big hole and that's why I thought the expectations some people had for us were so unrealistic," says Hall of Fame head coach Roy Williams. "This year we have *one* big hole and that's depth – we only have 10 scholarship players. We have some guys who can shoot the ball from the outside and we have more experience in the backcourt and on the whole team. We have a few guys who have been in there in crunch time, guys who have been asked to make a difference before. This year our biggest question is will we be able to get by with only three post players."

The 2010-11 Tar Heels feature a graduate student in his first year with the program, three juniors, three sophomores and three

freshmen, seven of whom have combined to make 104 college starts.

"Larry Drew II, Dexter Strickland and Leslie McDonald all have experience that a year ago they did not," says Williams about three returning guards. "We have so much more experience in the backcourt than we did last year. In 2006, I *expected* Tyler Hansbrough's class to do big things as freshmen. Last year I was *hoping* to get big things from the freshmen but I was not expecting it. The two guys – Strickland and John Henson – who had the most ink written about them were both learning a new position, so I was concerned about that. However, with a year under their belts Dexter, Leslie and John should perform at a much higher level. And I am very confident that three freshmen are going to be big-time players for us."

Tyler Zeller, a 7-0, 250-pound junior from Washington, Ind., averaged 9.3 points and 4.6 rebounds last season, but missed 10 key ACC games due to fractured bone in his right foot. He scored a career-best 18 points against Marshall, had 16 points versus Texas and was UNC's defensive player of the game seven times. Williams is expecting Zeller, who trained with the USA Basketball Team in the summer, to have a big junior season.

"I've told 'Z' now is the time for you to be a big-time player for

us," says Williams. "We don't just *want* you to do big things, we *need* you to do big things. He's going to relish that opportunity. Tyler can really run the floor – maybe as well as any big guy I've ever had. That helps our fast break put pressure on their big guys to run back so they tend not to go to their offensive boards as much. He has ability on the block to turn and score over people or get fouled. And one thing he hasn't shown yet but that he will is his ability to shoot the ball from the outside. Defensively, he can block shots and has great size that can bother shots."

Larry Drew II started all but one game at the point last year and was tied for second in the ACC in assists with 6.0 per game on a team that scored just 74.5 points a game. He had 18 points in wins over Michigan State and at NC State and was second on the team with 38 three-point field goals. He averaged 9.2 points during the NIT and played a key role in road wins at Mississippi State and UAB.

Drew II averaged 10.2 points, shot 51.2 percent from the floor and had an assist-turnover ratio of 2.46 in Carolina's 20 wins, and 6.5 points, 29.9 percent from the floor and a ratio of 1.35 in the 17 losses.

"Larry's good games

were really good but he wasn't consistent," says Williams. "There was too much variety from his good games to other games. He can't have those wide swings. Still he had 222 assists really with no *great* offensive players on the floor. Ty Lawson had 260 assists the year before with maybe the greatest array of offensive talent I ever coached. Larry had 222 assists on a team that didn't run very well, didn't shoot very well and he got no easy assists. This year we will be more offensive-minded, now it's his job to drastically cut down on his turnovers and make better



**Head Coach
Roy Williams**

Jack Morton



CAROLINA BASKETBALL 2010-11 QUICK FACTS

GENERAL INFORMATION

Location	Chapel Hill, N.C.
Founded	1789
Enrollment	27,700
Nickname	Tar Heels
School Colors	Carolina Blue & White
Conference	Atlantic Coast
Chancellor	Holden Thorp
Athletic Director	Dick Baddour
Arena	Dean E. Smith Center (21,750)
2009-10 Record	20-17 (NIT runnerup)
2009-10 ACC Record	5-11 (Tied ninth place)

STAFF

Head Coach	Roy Williams
Record at Carolina	196-54 (seven seasons)
Record Overall	614-155 (22 seasons)

Assistant Coaches

Steve Robinson, Jerod Haase, C.B. McGrath
Director of Basketball Operations Joe Holladay
Strength & Conditioning Coordinator Jonas Sahratian
Head Athletic Trainer Chris Hirth
Dir. Player Relations/Video Coordinator Eric Hoots

STARTER RETURNING (1)

No.	Player	Ht.	Wt.	Cl.	Pos.
11	Larry Drew II	6-2	180	Jr.	G



OTHER LETTERWINNERS RETURNING (5)

No.	Player	Ht.	Wt.	Cl.	Pos.
1	Dexter Strickland	6-3	180	So.	G
2	Leslie McDonald	6-4	215	So.	G
24	Justin Watts	6-4	210	Jr.	G
31	John Henson	6-10	210	So.	F
44	Tyler Zeller	7-0	250	Jr.	F

NEWCOMERS (4)

No.	Player	Ht.	Wt.	Cl.	Pos.
5	Kendall Marshall	6-3	186	Fr.	G
24	Justin Knox	6-9	240	Gr.	F
35	Reggie Bullock	6-7	190	Fr.	G
40	Harrison Barnes	6-8	210	Fr.	F

decision on when to pass, when to shoot and when to drive the ball.

"Larry was unfairly maligned last year for too many of our problems, but I expect him to have a much better season because he has every tool that he needs to be successful."

Henson, a 6-10 sophomore from Tampa, Fla., has added at least 15 pounds since the start of last season and will be one of just three post players. He began his freshman year at small forward, but shifted to the '4' in February after a series of injuries to Carolina's post players. Henson played his best basketball late in the year, averaging 9.4 points over the last 16 games and grabbing double-digit rebounds five times in the last dozen contests. He blocked 60 shots, fourth-most in the ACC. Typical of his late-season surge was a nine-point, 12-rebound, five-block performance in Carolina's win at Wake Forest.

"John was excited about getting back inside and doing some things closer to the basket," says Williams. "Last year taught him a lot about his game – both early in the season when he struggled and then at the end because it gave him some confidence. He has tremendous ability and is only going to get better and better as he gains strength and experience."

Sophomore guard Dexter Strickland averaged 17 minutes a game and scored 12 points against Texas and added nine in the win over Michigan State. The Rahway, N.J., native had 71 assists and 61 turnovers for the year and shot 43.2 percent from the floor, numbers he must improve on this season.

"Dexter can play both guard spots and he's much more comfortable

now at the point," says Williams. "That was a new position for him last year. I knew it would take some time. He understands he has to be more in control but I don't want him to forget the gifts he has – don't forget to use the speed he has. When Dexter realizes what his speed can do for him and how to control it, knowing when to turn it on and off, he's going to become a really good player."

Sophomore wing Leslie McDonald had a season-high 16 points in the win at Wake Forest and added seven key first-half points in the NIT win at Mississippi State. The Memphis, Tenn., native struggled from three-point range, connecting on just 11 of 53 for the season, a figure Williams expects McDonald to improve on this year.

"Leslie is going to shoot a much better percentage this year because he is going to be so much more comfortable," says Williams. "He can be a good defensive player, as well. He showed flashes of that, but we need him to give us more on both ends of the floor."

Junior wing Justin Watts (Durham, N.C.) played in 23 games last year and made two mid-season starts.

"Justin injured his ankle in the Bahamas in August," says Williams. "We need him to get healthy. I expect and need him to be a defensive stopper. He's going to make some shots and get some offensive rebounds, but if he can accept that role on defense then he will get extra playing time."

Joining Zeller and Henson up front is Justin Knox, a 6-9 forward from Tuscaloosa, Ala., who graduated in three years from



Junior
Larry
Drew II

Sophomore
Dexter
Strickland

Peyton Williams

Peyton Williams

the University of Alabama. He played three years for the Crimson Tide, including last year when he averaged 6.3 points. He scored a career-high 17 points against South Carolina and started 48 times over the last two seasons.

“It’s going to be strange because I’ve never coached him for one play,” says Williams. “So he’s a little like a freshman, except my gosh he’s already played three years of college basketball. I’ve watched tape, I’ve talked to people about him and I’ve talked to him, but I don’t know what he’s going to be able to do until we get him out there. Our style of play will give him more opportunities to score than he’s ever had and I know he’s looking forward to that.”

The Tar Heels should get a spark from freshmen Harrison Barnes, Reggie Bullock and Kendall Marshall.


Barnes, a 6-8 forward from Ames, Iowa, was USA Today’s 2010 High School Player of the Year and earned MVP honors at three postseason all-star games. He led Ames High School to back-to-back undefeated seasons and averaged 27.1 points and 10.4 rebounds as a senior.

“Our players already have a tremendous amount of respect for Harrison,” says Williams. “He has impressed the upperclassmen more than any freshman I have ever been around. Other than Tyler Hansbrough, I have never been around someone who is as focused, driven and disciplined than Harrison. That’s even more impressive than his talents and he has remarkable talents.

“On the court he does everything pretty well right now. At times he can shoot the dickens out of the ball. When he gets to where that is truly a huge factor, then other people are going to have problems. He’s worked hard over the last year in putting the ball on the floor and taking it to the basket.”

Bullock, a 6-5 ½ wing from Kinston, N.C., earned first-team Parade All-America honors and was the AP and Gatorade Player of the Year in North Carolina last year. He led Kinston to a pair of state championships.

“Reggie is going to be a great player at North Carolina,” says



**Sophomore
John
Henson**

Williams. “He can score and defend and he has a wonderful attitude. He’s the kind of kid you want to be around and he’s going to get better because he’s hungry and he’s gifted.”

Marshall, a 6-3 point guard from Dumfries, Va., earned third-team Parade and USA Today All-America honors as a senior. He led Bishop O’Connell High School in Arlington, Va., to the 2010 Virginia Independent Schools Division I championship.

“Kendall is a true quarterback,” says Williams. “He has a tremendous ability to lead on the floor and think the game while he is playing and make good decisions. We have to get him up to speed defensively and how much bigger, faster, stronger the game is at this level.”

For the first time since his second year at Kansas, Williams is coaching a team that did not make the NCAA Tournament the previous season. But that doesn’t deter him from setting his standards high.

“Our goal is simply to be the best we can possibly be. If we can come close to that, then we can be one of the teams that can win the whole blessed thing. That’s my challenge and that’s the players’ challenge. Right now I think the players are

more focused than they were a year ago and that focus is on the team doing well.”

**ROSTER BREAKDOWN
BY CLASS**

Graduate Student (1)
Justin Knox

Juniors (3)
Larry Drew II
Justin Watts
Tyler Zeller

Sophomores (3)
John Henson
Leslie McDonald
Dexter Strickland

Freshmen (3)
Harrison Barnes
Reggie Bullock
Kendall Marshall


**RETURNING
STATISTICAL LEADERS**

Scoring	
Tyler Zeller	9.3 ppg
Larry Drew II	8.5 ppg
John Henson	5.7 ppg

Rebounding	
Tyler Zeller	4.6 rpg
John Henson	4.4 rpg
Larry Drew II	2.7 rpg

Assists	
Larry Drew II	222
Dexter Strickland	71
John Henson	34


Robert Crawford



**Junior
Tyler Zeller**

JUSTIN KNOX

#25



GRADUATE STUDENT • FORWARD • 6-9 • 240
TUSCALOOSA, ALA. (CENTRAL HS/UNIV. OF ALABAMA)
M.A., SPORTS ADMINISTRATION



THE KNOX FILE

PERSONAL

- **Full Name:** Justin H. Knox
- **Born:** Jan. 13, 1989, in Tuscaloosa, Ala.

PARENTS

- Erick Shelton and Vanessa Knox

PREP COACH

- Robert Watson

GET TO KNOW JUSTIN

Favorite class at UNC: Sports Marketing

Favorite video games: Madden, Gears of War 2, Call of Duty Modern Warfare 2

Favorite food: Wings

Favorite TV shows: Family Guy, First and 10, SportsCenter

If I could spend three hours doing anything, it would be: Hooping

If I could play another sport at Carolina, it would be: Baseball

I chose my jersey number because: It's the day my daughter was born in September

Favorite NBA player: Kobe Bryant

This summer I worked on this part of my game: Post moves, conditioning

Person I admire the most: My mother, because she's always there for me with guidance

Post-school ambition: To play professionally

My SportsCenter dream highlight would be: A fastbreak dunk on somebody

The best thing about Coach Williams is: You can talk to him about basketball and non-basketball issues

J.D. Lyon Jr.

KNOX'S CAREER STATISTICS (at University of Alabama)

YEAR	GP-GS	MIN	AVG	FGM-A	PCT	3FGM-A	PCT	FTM-A	PCT	OFF	DEF	REB	AVG	A	TO	B	S	PTS	AVG
2007-08	19-0	138	7.3	10-30	33.3	0-0	—	12-15	80.0	14	22	36	1.9	2	8	7	3	32	1.7
2008-09	32-31	654	20.4	69-143	48.3	0-1	0.0	45-65	69.2	55	108	163	5.1	15	33	22	9	183	5.7
2009-10	32-17	632	19.8	69-157	43.9	1-1	100.0	63-86	73.3	51	67	118	3.7	22	35	14	13	202	6.3
TOTALS	83-48	1424	17.2	148-330	44.8	1-2	50.0	120-166	72.3	120	197	317	3.8	39	76	43	25	417	5.0

J.D. Lyon Jr.

NOTES

Earned his undergraduate degree in business administration from the University of Alabama in three years • Finished his degree work in the summer of 2010 • Is enrolled in the master's program for sport administration at Carolina.

AT ALABAMA

Played three seasons for the Crimson Tide • Was the Southeastern Conference's Scholar Athlete of the Year in men's basketball in 2009 • SEC All-Academic Team selection • Played in 83 games and made 48 starts at Alabama • Averaged 5.0 points and 3.8 rebounds during his career, including a season-best 6.3 points in 2009-10 • Had a career-high 17 points against South Carolina on March 3, 2010, and a career-best 12 rebounds against Florida A&M on Nov. 19, 2008 • Scored in double figures 12 times and had three games with double-digit rebounds • Registered one career double-double – a 13-point, 10-rebound performance against Providence on Nov. 20, 2009 • Averaged 20.1 minutes per game over the last two years • Started 31 of 32 games as a junior • Double-figure scoring games in 2009-10 include 17 at South Carolina, 16 vs. South Carolina (in SEC Tournament), 14 at Toledo, 14 vs. Purdue, 13 vs. Providence, 12 vs. Ole Miss and 10 vs. Tennessee State • Had 10

rebounds as a sophomore against Clemson.

PREP

Was the salutatorian of his class at Central High School in Tuscaloosa, Ala., where he was the 2007 Gatorade Player of the Year and the 4A Player of the Year • Averaged 16 points, 15 rebounds, 4.2 assists and three blocks per game and had four triple-doubles and two 20-rebound games as a senior • Coached by Robert Watson • Alabama's MVP in the Alabama vs. Mississippi All-Star Game, scoring 22 points and grabbing seven rebounds • Missed his sophomore season after tearing his left knee patellar tendon • Member of the National Honor Society.

PERSONAL

Born Justin H. Knox on Jan. 13, 1989, in Tuscaloosa, Ala. • The son of Erick Shelton and Vanessa Knox • Has a daughter, Aleaha, born in Sept. 2008.

Knox's Career Highs (at Alabama)
Points: 17 at South Carolina (3/3/10); **Field Goals:** 7 vs. Chattanooga (12/22/08) and vs. Purdue (12/12/09); **Three-Point Field Goals:** 1 vs. Florida State (11/27/09); **Free Throws:** 11 vs. Providence (11/20/09); **Rebounds:** 12 vs. Florida A&M (11/19/08); **Assists:** 2 on eight occasions; **Blocks:** 3 on four occasions, most recently vs. Tennessee State (12/30/09); **Steals:** 4 vs. Tennessee State (12/30/09)



Jeffrey Camarati



J.D. Lyon Jr.





LARRY DREW II

#11

JUNIOR • GUARD • 6-2 • 180
 ENCINO, CALIF. (WOODLAND HILLS TAFT HS)
 COMMUNICATION STUDIES MAJOR



THE DREW FILE

PERSONAL

- **Full Name:** Larry Donelle Drew II
- **Born:** March 5, 1990, in Los Angeles

PARENTS


- Larry & Sharon Drew

PREP COACH

- Derrick Taylor

GET TO KNOW LARRY

- Favorite class at UNC:** Sex and Gender Communications
- Hobbies:** Writing, watching movies
- Favorite video games:** Halo 3, Guitar Hero, Just Cause
- Favorite food:** Mexican
- Favorite TV shows:** Fresh Prince, Fringe, Family Guy
- Favorite movie:** Inception
- Favorite musical performers:** Drake, Wiz Khalifa, Kanye West
- If I could play another sport at Carolina, it would be:** Track and field
- I chose my jersey number because:** 10 was retired
- I pretended to be (this player) as a kid:** Allen Iverson
- Favorite NBA player:** Kobe Bryant
- Favorite NBA team:** Los Angeles Lakers
- Favorite former Carolina basketball player:** Michael Jordan
- This summer I worked on this part of my game:** Everything
- I did this for fun this summer:** Relaxed
- Talent I have outside of basketball:** Music
- Non-basketball skill I wish I could do better:** Music
- Person or people in history I'd most like to meet:** Eminem
- People I admire the most:** My mother, grandmother and great grandparents
- Post-school ambitions:** To earn a billion dollars
- The best part about being a Tar Heel basketball player is:** We're worldwide



Peyton Williams

DREW'S CAREER STATISTICS

YEAR	GP-GS	MIN	AVG	FGM-A	PCT	3FGM-A	PCT	FTM-A	PCT	OFF	DEF	REB	AVG	A	TO	B	S	PTS	AVG
2008-09	38-0	364	9.6	20-57	35.1	6-26	23.1	7-17	41.2	5	36	41	1.1	74	45	1	15	53	1.4
2009-10	37-36	1064	28.8	107-266	40.2	38-108	35.2	63-104	60.6	13	86	99	2.7	222	120	1	29	315	8.5
TOTALS	75-36	1428	19.0	127-323	39.3	44-134	32.8	70-121	57.9	18	122	140	1.9	296	165	2	44	368	4.9

CAREER NOTES

Has played in 75 games as a Tar Heel • Member of 2009 NCAA champions • Has 296 assists and an assist-error ratio of 1.79 to 1 • Career highs include 18 points vs. Michigan State (12/1/09) and NC State (1/26/10) and 10 assists vs. Nevada (11/29/09).

SOPHOMORE SEASON (2009-10)

Tied for second in the ACC in assists at 6.0 per game • Started 36 of 37 games at the point (did not start on Senior Night against Miami) • Had 222 assists and 120 turnovers • Handed out more assists than turnovers in 32 games • Committed three or more turnovers in 24 games and was fifth in the ACC in assist-error ratio at 1.9 per game (eighth in ACC games) • Made 38 for 108 from three-point range (35.2 percent, the second-highest percentage on team) • Averaged 10.2 points, shot 51.2 percent from the floor, 48.1 percent from three-point range (26 for 54) with 133 assists and 54 turnovers (2.46) in Carolina's 20 wins • Averaged 6.5 points, shot 29.9 percent from the floor, 12 of 54 (.222) from three-point range with 89 assists and 66 turnovers (1.35) in the 17 losses • Made multiple three-pointers 11 times with a career-high four against Virginia • Carolina went 9-2 in games in which he made at least two three-pointers • Scored in

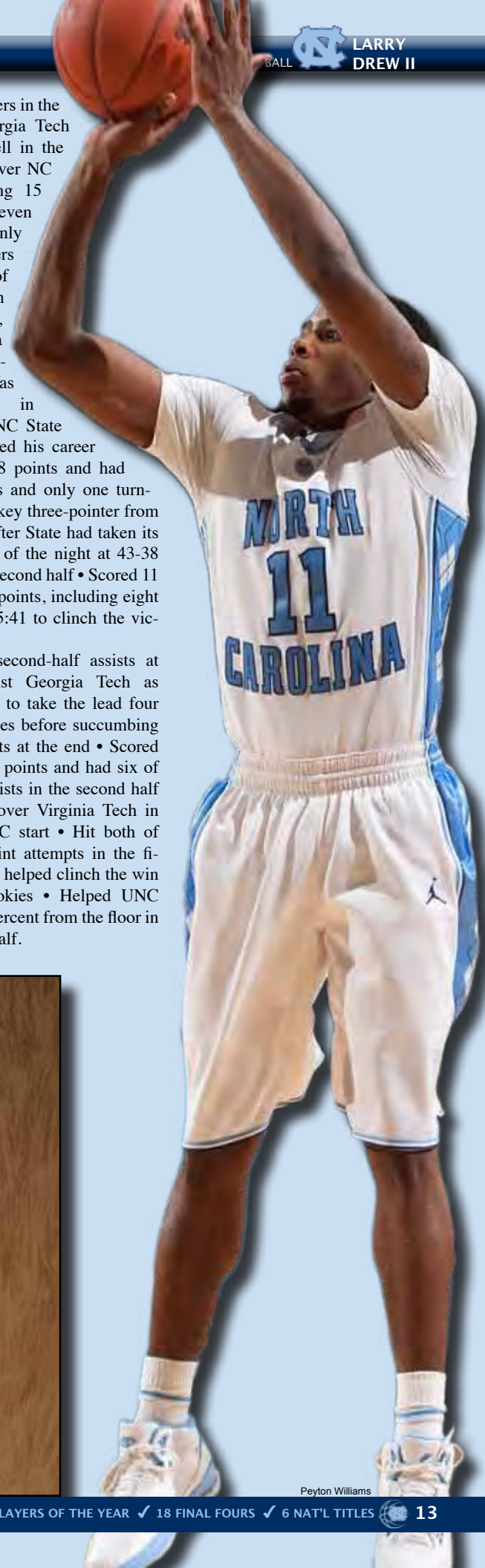
double figures 14 times, six times in ACC action • Shot 23 for 50 from the free throw line (.460) in the last 15 games.

Averaged 9.2 points with a combined 31 assists and 18 turnovers in the NIT • Had 12 points, eight assists and six turnovers in NIT final vs. Dayton • Scored Carolina's last five points in regulation to send the semifinal against Rhode Island to overtime • Scored eight of his 11 points at UAB in the second half, including a drive with 43 seconds left that gave UNC a 54-49 lead and a pair of free throws with 21 seconds to play that gave the Tar Heels a 56-51 advantage • Hit the game-winning basket with two seconds to play in UNC's 76-74 NIT win at Mississippi State • Used his left hand to score over Jarvis Varnardo, the NCAA's all-time leading shot blocker • His only three-pointer of the game gave Carolina a 64-63 lead, its first lead since early in the second half • Hit a pair of threes and finished with nine points and six assists in NIT win over William and Mary.

Had eight assists and five turnovers and shot 1 for 9 from the floor in the ACC Tournament against Georgia Tech • Was the fifth time this year he had eight or more assists against ACC opponent • Made a pair of three-pointers, including one with 2:39 to play that gave UNC a 67-58 lead, in the win at Wake Forest • Had a career-high

eight turnovers in the loss at Georgia Tech • Played well in the home win over NC State, scoring 15 points with seven assists and only two turnovers • Made 6 of 9 shots from the floor, including a pair of three-pointers • Was outstanding in the win at NC State as he matched his career high with 18 points and had seven assists and only one turnover • Hit a key three-pointer from the corner after State had taken its biggest lead of the night at 43-38 early in the second half • Scored 11 second-half points, including eight in the final 5:41 to clinch the victory.

Had six second-half assists at home against Georgia Tech as UNC rallied to take the lead four different times before succumbing by two points at the end • Scored all 14 of his points and had six of his eight assists in the second half of the win over Virginia Tech in his first ACC start • Hit both of his three-point attempts in the final 5:41 that helped clinch the win over the Hokies • Helped UNC shoot 65.2 percent from the floor in the second half.



Jim Bounds



Peyton Williams



Peyton Williams



Jeffrey Camarati



Had 12 points, nine assists, three steals and only one turnover against Presbyterian • Picked up his first defensive player of the game award as a Tar Heel in the win over the Blue Hose • Scored a career-high 18 points and had six assists in 89-82 win over Michigan State • Was 6 for 7 from the floor against the Spartans and made five free throws in the final 53 seconds to seal the win • Helped Carolina shoot 57.9 percent against Michigan State, including 63.6 percent in the first half • Had a career-high 10 assists and posted his first collegiate double-double with 12 points and 10 assists against Nevada • Nailed back-to-back three-pointers just 42 seconds apart to give Carolina a 72-67 lead over Nevada, helping the Tar Heels overcome a second-half deficit en route to an 80-73 victory • Set a then-career high for assists with eight in the win over Ohio State • Made a pair of free throws with 11 seconds to play against the Buckeyes that sealed the victory.

FRESHMAN SEASON (2008-09)

Played in all 38 games, an average of 9.6 minutes per contest • Had 74 assists and 45 turnovers • Assist-error ratio of 1.6 to 1 • Had more assists than turnovers in 17 games • Scored 53 points with a season-high five at Michigan State on Dec. 3 • Season-high seven assists in Maui vs. Chaminade • Had 13 assists and three turnovers in 72 minutes of action in the eight post-season contests (ACC and NCAA).

Hit a first-half three-pointer against Kentucky, his first basket as a Tar Heel • Had seven assists and three steals against Chaminade and five more assists against Oregon • Had six assists, four rebounds and two steals against UNC Asheville • Had three assists in 97-75 win over Rutgers and three more in the win at Nevada • Had four points and five assists in 16 minutes against College of Charleston • Had three assists and no turnovers in win over Clemson • Handed out an ACC-high four assists in the 108-91 win over Maryland • Set up

Wayne Ellington's three-pointer at Duke on a drive-and-kick that gave UNC a 67-65 lead, a lead it would not relinquish.

✓ **2009 ACC Tournament:** Backed up starter Bobby Frasier against Virginia Tech and Florida State • Played 31 minutes (14 vs. the Hokies and 17 vs. the Seminoles) and compiled seven assists and just two turnovers • The 17 minutes in the semifinals tied his season high (Chaminade on Nov. 24) • Had played 29 minutes in the previous five games combined • Had four assists in the 79-76 win over the Hokies • That was his highest assist output since he had four against Maryland on Feb. 3 • Had three assists and no turnovers against FSU.

✓ **2009 NCAA Tournament:** Played four minutes in the national championship game against Michigan State • Played seven minutes and had one assist vs. Villanova in 2009 semifinal • Hit a three-pointer against Gonzaga in the Sweet 16 and added an offensive rebound basket in the regional final against

Oklahoma • Played a season-high 19 minutes against Radford in the first round of the NCAA Tournament • Had five assists and only one turnover.

PREP

Played for Coach Derrick Taylor at Woodland Hills Taft High School • Won the John Wooden Award as the 2008 Los Angeles City Section Player of the Year • Averaged 13.9 points, 9.2 assists and 4.5 rebounds as a senior and 14.8 points, 6.3 assists and 4.5 rebounds as a junior • Had 24 points and six assists to beat Los Angeles Fairfax High to win the L.A. City Championship final at the Sports Arena • Four-time all-region, three-time all-state and three-time all-city selection • Won the three-point contest at the 2008 McDonald's All-Star Game • Also played in the Kentucky Derby Classic in Louisville • Also competed in track and field as a senior, running the 100 and 200 meters, the 4x100 and the high jump.



JUSTIN WATTS



#24

Justin Watts #24

JUNIOR • GUARD • 6-4 • 210
DURHAM, N.C. (JORDAN HS)
COMMUNICATION STUDIES MAJOR



THE WATTS FILE

PERSONAL

- Full Name: Justin Lee Watts
- Born: July 1, 1990, in Durham, N.C.

PARENTS

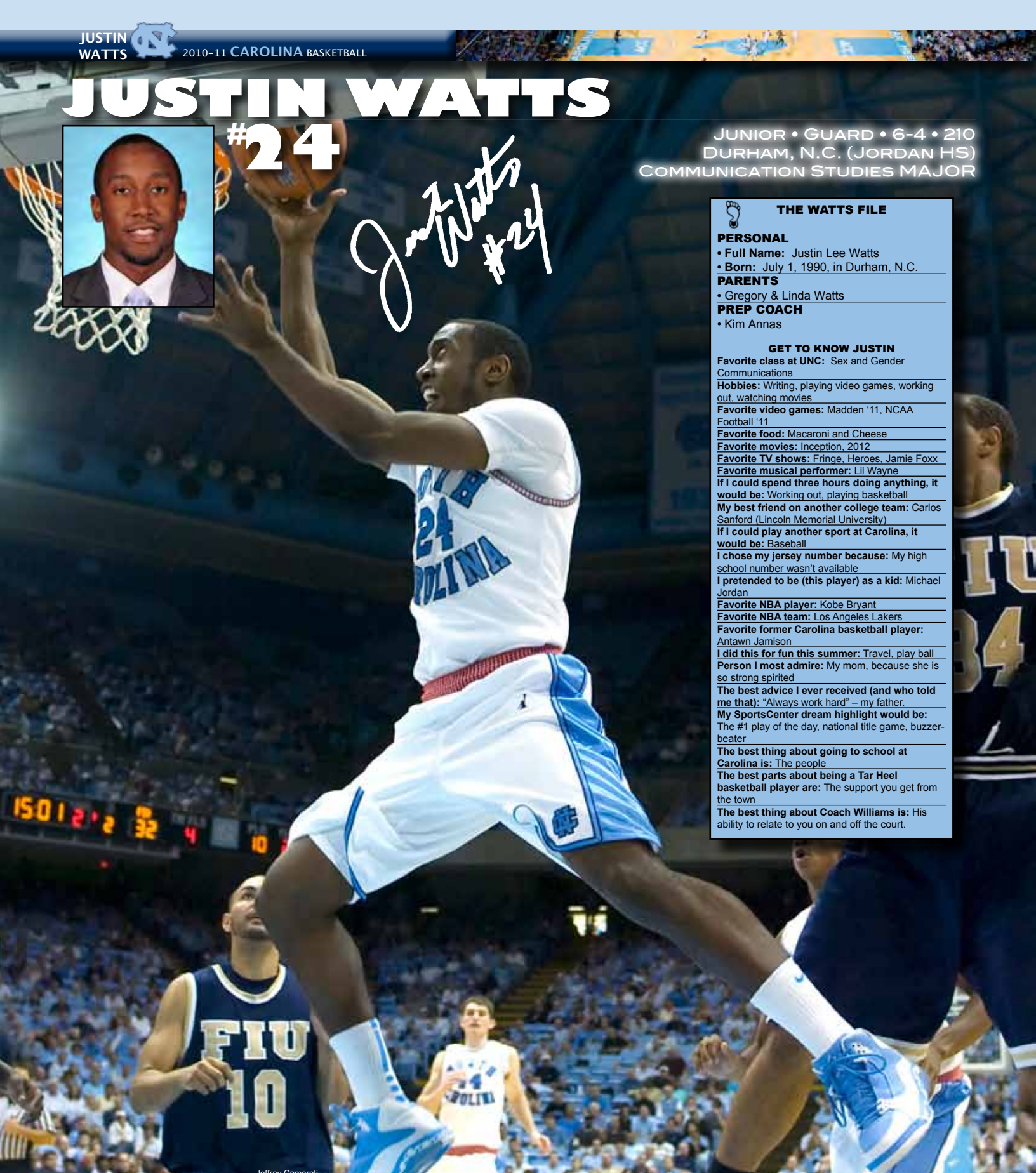
- Gregory & Linda Watts

PREP COACH

- Kim Annas

GET TO KNOW JUSTIN

- Favorite class at UNC: Sex and Gender Communications
- Hobbies: Writing, playing video games, working out, watching movies
- Favorite video games: Madden '11, NCAA Football '11
- Favorite food: Macaroni and Cheese
- Favorite movies: Inception, 2012
- Favorite TV shows: Fringe, Heroes, Jamie Foxx
- Favorite musical performer: Lil Wayne
- If I could spend three hours doing anything, it would be: Working out, playing basketball
- My best friend on another college team: Carlos Sanford (Lincoln Memorial University)
- If I could play another sport at Carolina, it would be: Baseball
- I chose my jersey number because: My high school number wasn't available
- I pretended to be (this player) as a kid: Michael Jordan
- Favorite NBA player: Kobe Bryant
- Favorite NBA team: Los Angeles Lakers
- Favorite former Carolina basketball player: Antawn Jamison
- I did this for fun this summer: Travel, play ball
- Person I most admire: My mom, because she is so strong spirited
- The best advice I ever received (and who told me that): "Always work hard" – my father.
- My SportsCenter dream highlight would be: The #1 play of the day, national title game, buzzer-beater
- The best thing about going to school at Carolina is: The people
- The best parts about being a Tar Heel basketball player are: The support you get from the town
- The best thing about Coach Williams is: His ability to relate to you on and off the court.



Jeffrey Camarati

WATTS' CAREER STATISTICS

YEAR	GP-GS	MIN	AVG	FGM-A	PCT	3FGM-A	PCT	FTM-A	PCT	OFF	DEF	REB	AVG	A TO	B	S	PTS	AVG	
2008-09	27-0	44	2.1	7-12	24.2	0-6	0.0	3-7	42.9	7	13	20	0.7	5	9	3	2	19	0.7
2009-10	23-2	143	6.2	15-37	40.5	4-9	44.4	6-14	42.9	8	11	19	0.8	18	15	4	5	40	1.7
TOTALS	50-2	187	3.7	22-49	44.9	4-15	26.7	9-21	42.9	15	24	39	0.8	23	24	7	7	59	1.2



Peyton Williams

CAREER NOTES

Has seen action 50 career games, starting two as a sophomore • Has averaged 1.2 points and 0.8 rebounds per game through his first two seasons.

SOPHOMORE SEASON (2009-10)

Played in 23 games and made starts in two, against Presbyterian and Rutgers • Averaged 1.7 points and had 18 assists • Made his first college start on Dec. 12 against Presbyterian and finished with nine points, four boards, three assists and two steals in a career-high 22 minutes of action • Tied a number of career highs in that game • Connected on 4 for 9 from three-point range • Had a career-high four assists against Valparaiso • Scored five points in seven minutes against Ohio State in Madison Square Garden.

FRESHMAN SEASON (2008-09)

Member of the 2009 national champions • Played in 27 games, including four of the six games in the NCAA Tournament • Scored the final two points against Michigan State in the NCAA championship game in Detroit • Played 85 minutes with a season-high 11 against Chaminade and UNC Asheville • Scored 19 points and had five assists • Had a season-high nine points and four rebounds in Maui against Chaminade • Had a pair of assists against Radford in the opening

round of the NCAA Tournament • Played three first-half minutes against Oklahoma in the South Regional final.

PREP

Played for Coach Kim Annas at Jordan, where he averaged 24.4 points, 8.7 rebounds and 2.0 rebounds per game • Had a season-high 34 points against Northern Durham • Also an outstanding student • Was the Pac-6 Conference Player of the Year, District 6 Player of the Year, three-time all-conference selection and Jordan MVP • Made the all-tournament team at the GlaxoSmithKline event • Two-time team captain.

PERSONAL

Born Justin Lee Watts on July 1, 1990, in Durham, N.C. • Son of Gregory and Linda Watts • His dad played at Troy State • His cousin, Hank Poteat, played eight NFL seasons with Pittsburgh, Tampa Bay, New England and the New York Jets.



Jeffrey Camarati

JUSTIN WATTS, GAME-BY-GAME

Game	2008-09										
	FG	3FG	FT	REB	PF	PTS	A	TO	B	S	MP
Penn	0-0	0-0	0-0	0-0	0	0	0	0	0	0	2
at UCSB	0-0	0-0	0-0	0-0	0	0	0	0	0	0	0+
vs. Chaminade	4-9	0-1	1-1	3-14	1	9	1	0	0	1	11
vs. Oregon	0-3	0-1	0-0	0-1	0	0	0	1	0	0	6
vs. Notre Dame	0-0	0-0	0-0	0-0	0	0	0	0	0	0	1
UNC Asheville	2-8	0-1	0-2	2-13	0	4	0	0	0	1	11
vs. Michigan State	0-0	0-0	0-0	0-1	1	0	0	0	0	0	3
Oral Roberts	1-2	0-0	0-0	0-1	0	2	0	1	0	0	2
Evansville	0-2	0-1	0-0	0-1	1	0	0	1	2	0	6
vs. Valparaiso	0-1	0-0	0-0	1-0	0	0	0	1	0	0	2
Rutgers	0-0	0-0	0-0	0-0	0	0	0	1	0	0	1
at Nevada	0-0	0-0	0-0	0-1	0	0	0	0	1	0	1
Coll. of Charleston	0-2	0-1	0-0	0-0	1	0	0	1	0	0	3
Miami	0-0	0-0	0-0	0-0	0	0	0	0	0	0	1
Clemson	0-0	0-0	0-0	0-1	0	0	0	0	0	0	1
Maryland	0-0	0-0	0-2	0-1	1	0	0	0	0	0	3
Virginia	0-1	0-1	0-0	0-0	1	0	0	0	0	0	3
NC State	0-0	0-0	0-0	0-0	0	0	0	0	0	0	1
Georgia Tech	0-1	0-0	2-2	0-1	0	2	1	0	0	0	2
Radford (NCAA)	0-1	0-0	0-0	0-2	0	0	2	2	0	0	9
Gonzaga (NCAA)	0-0	0-0	0-0	0-1	0	0	0	0	0	0	3
Oklahoma (NCAA)	0-0	0-0	0-0	0-0	0	0	0	0	0	0	4
Michigan St (NCAA)	1-2	0-0	0-0	1-0	0	2	0	0	0	0	1

Game	2009-10										
	FG	3FG	FT	REB	PF	PTS	A	TO	B	S	MP
FIU	2-5	1-2	0-0	0-0	3	5	2	2	1	0	9
NC Central	3-4	1-1	0-0	0-1	1	7	3	1	0	1	10
Valparaiso	0-1	0-0	2-4	0-2	0	2	4	0	0	0	10
vs. Ohio State	2-2	1-1	0-0	0-0	1	5	0	1	0	0	7
vs. Syracuse	0-1	0-0	0-0	1-0	0	0	0	0	0	0	6
Gardner-Webb	1-1	0-0	0-0	1-0	1	2	1	0	0	0	5
Nevada	1-2	0-0	0-1	1-0	1	2	1	2	0	0	5
Michigan State	0-0	0-0	0-0	0-0	0	0	0	1	0	0	2
at Kentucky	0-0	0-0	0-0	0-0	0	0	0	0	0	0	1
Presbyterian*	4-8	1-4	0-3	2-24	0	9	3	1	0	2	23
vs. Texas	0-1	0-0	0-0	0-0	0	0	0	1	0	0	3
Marshall	0-1	0-0	0-0	0-0	0	0	0	0	1	0	4
Rutgers*	1-2	0-0	3-4	0-2	1	5	1	1	1	2	14
Albany	DNP - sprained right ankle										
at C of Charleston	1-6	0-0	0-0	2-24	2	2	2	2	1	0	18
Virginia Tech	DNP										
at Clemson	0-0	0-0	0-0	0-0	0	0	0	2	0	0	2
Georgia Tech	DNP										
Wake Forest	0-0	0-0	0-0	0-0	0	0	0	0	0	0	1
at NC State	DNP										
Virginia	0-0	0-0	0-0	0-0	0	0	1	1	0	0	1
at Virginia Tech	DNP										
at Maryland	DNP										
Duke	DNP										
NC State	DNP										
at Georgia Tech	0-2	0-1	0-0	1-0	0	0	0	0	0	0	4
at Boston College	DNP										
Florida State	0-0	0-0	0-0	0-0	0	0	0	0	0	0	2
at Wake Forest	DNP										
Miami	DNP										
at Duke	0-0	0-0	1-2	0-0	2	1	0	0	0	0	10
vs. Ga. Tech (ACC)	DNP										
W&Mary (NIT)	0-0	0-0	0-0	0-0	0	0	0	0	0	0	1
at Miss. St. (NIT)	0-1	0-0	0-0	0-2	0	0	0	0	0	0	5
at UAB (NIT)	DNP										
vs. Rhode Island (NIT)	DNP										
vs. Dayton (NIT)	0-0	0-0	0-0	0-0	0	0	0	0	0	0	1

Watts' Career Highs
Points: 9 vs. Chaminade (11/24/08) and Presbyterian (12/12/09); **Field Goals:** 4 vs. Chaminade (11/24/08) and Presbyterian (12/12/09); **Rebounds:** 4 on three occasions, most recently vs. Presbyterian (12/12/09); **Steals:** 2 vs. Presbyterian (12/12/09) and Rutgers (12/28/09)



Peyton Williams



Peyton Williams

TYLER ZELLER

#44

JUNIOR • FORWARD • 7-0 • 250
 WASHINGTON, IND. (WASHINGTON HS)
 BUSINESS ADMINISTRATION MAJOR



Tyler Zeller 44



THE ZELLER FILE

PERSONAL

- Full Name: Tyler Paul Zeller
- Born: January 17, 1990, in Visalia, Calif.

PARENTS

- Steve & Lorri Zeller

PREP COACH

- Gene Miiller

GET TO KNOW TYLER

- Favorite class at UNC: Sports Psychology
- Favorite video game: Splinter Cell
- Favorite food: Lamb
- Favorite TV show: The Office
- Favorite movie: Avatar
- Favorite musical performers: FFH, Jeremy Camp, Chris Tomlin
- If I could spend three hours doing anything, it would be: Hanging out with friends
- My best friend on another college team: Zack Novak (Michigan)
- If I could play another sport at Carolina, it would be: Tennis
- I chose my jersey number because: My uncle, Al Eberhard, wore it when he played for the Pistons
- The best player I've ever guarded: Tyler Hansbrough
- My greatest sports moment: NCAA title
- Favorite NBA player: Tim Duncan, Dirk Nowitzki
- Favorite NBA team: San Antonio Spurs
- Favorite former Carolina basketball player: Michael Jordan
- This summer I worked on this part of my game: My shot
- Non-basketball talent: Playing the piano
- Non-basketball skill I wish I could do better: Dancing or singing
- People I admire the most and why: My parents, for making me the person I am today
- Person in history I'd like to meet: Jesus
- My most prized possession: NCAA ring
- Post-school ambition: Open a business
- The best thing about going to school at Carolina is: The tradition
- The best part about being a Tar Heel basketball player is: Knowing I'm part of one of the most storied programs in history
- The best things about Coach Williams are: He's a great coach and person on and off the court

Peyton Williams

ZELLER'S CAREER STATISTICS

YEAR	GP-GS	MIN	AVG	FGM-A	PCT	3FGM-A	PCT	FTM-A	PCT	OFF	DEF	REB	AVG	A	TO	B	S	PTS	AVG
2008-09	15-2	117	7.8	17-36	47.2	0-0	—	13-17	76.5	11	19	30	2.0	3	8	3	3	47	3.1
2009-10	27-0	469	17.4	100-192	52.1	0-2	0.0	52-72	72.2	52	73	125	4.6	7	34	24	14	252	9.3
TOTALS	42-2	586	14.0	117-228	51.3	0-2	0.0	65-89	73.0	63	92	155	3.7	10	42	27	17	299	7.1

CAREER NOTES

One of 20 collegiate players chosen to train against the United States Men's Select Team in Las Vegas in August 2010 • Has scored 299 points, grabbed 155 rebounds and blocked 27 shots in 42 college games • Shooting 51.3 percent from the floor • Scored in double figures 13 times with a career-high 18 against Marshall (12/22/09).

SOPHOMORE SEASON (2009-10)

Was fourth on the team in scoring at 9.3 points per game • Carolina's defensive player of the game seven times, second-most on the team despite missing 10 games • Named to the Academic All-ACC Team for the second time.

Averaged 8.9 points and 4.7 rebounds in 11 games after returning from a foot injury that caused him to miss the first 10 games in ACC play • Blocked a career-high five shots and had seven rebounds in win at UAB • Scored seven points and grabbed seven rebounds in just 13 minutes in the win at Mississippi State, but caught an elbow above his right eye with 12:10 to play that sent him to the locker room with a facial laceration and a mild concussion • Received five stitches.

Scored eight of his 13 points in the second half in the win over William and Mary • Twice stole the ball near midcourt and raced in for breakaway dunks, including the



J.D. Lyon Jr.



Jeffrey Camarati

Jim Bounds



a 77-72 lead • Recorded his first career double-double with 17 points and a career-high 10 rebounds in the ACC Tournament against Georgia Tech.

Missed 10 ACC games before returning to action on Feb. 20 at Boston College • Had nine points, seven rebounds and two blocks against the Eagles • Had eight points and two blocks in the win at Wake Forest • Diagnosed on Jan. 14, 2010, with a stress fracture in his third metatarsal in his right foot • Tar Heels went 2-8 in his absence.

Matched his career scoring high with 18 points in the win over Marshall • Made a career-best seven field goals against the Herd, the second time in as many games he made seven field goals • Had 16 points on 7 of 8 shooting from the floor against Texas • Went 6 for 6 from the floor against NC Central • Earned his first defensive player of the game award as a Tar Heel against NC Central • Also won defensive honors against Valparaiso, Rutgers, Kentucky, Albany, Florida State and UAB • Had nine points and two blocks against Syracuse • Had six points and five rebounds in win over Michigan State • Sparked Carolina's second-half rally at Kentucky, scoring six of his 10 points in the half, helping cut a 19-point deficit to three.

FRESHMAN SEASON (2008-09)

Member of the 2009 national champions • Named to All-ACC Academic Basketball Team • Made 17 of 36 shots from the floor and 13 of 17 from the free throw line • Started the first two games he played • Led Carolina with 18 points in his collegiate debut against Penn • Was the first Tar Heel since Tyler Hansbrough (in 2005-06) to lead the team in scoring in his college debut • Had two of UNC's 16 steals against Kentucky • Suffered a broken left wrist in the final minutes the Kentucky game • Underwent surgery on Nov. 19 to repair broken left radius and ulna • Was injured when he was fouled on a breakaway dunk attempt with 1:26 to play • Played in 13 games after returning from a 13-week layoff due to the wrist injury • Began practicing again on Feb. 5 • Returned to action against NC State on Feb. 18 after missing 23

contests • Had two points and three rebounds in eight minutes in his return against NC State • Scored an ACC high eight points against Georgia Tech • Grabbed a season-high eight rebounds in 13 minutes in the NCAA opener against Radford • Hit one free throw in the national title game against Michigan State.

PREP

Played for Coach Gene Müller at Washington High School • Selected Indiana's Mr. Basketball in 2008 • Also won Gatorade Player of the Year honors • Averaged 33.1 points and 11.0 rebounds per game as a senior and shot 69 percent from the floor and 82 percent from the free throw line • Led Washington to 2005 and 2008 3-A state titles and four sectional crowns • Scored 43 points in the state finals in the win over Fort Wayne Harding • The 43 points are the most ever scored in any Indiana state title game • Earned Most Valuable Player honors in leading the Indiana high school all-stars to win over the Kentucky all-stars in Indianapolis with 22 points and seven rebounds • McDonald's All-America • Had 15 points, five boards and three blocks in 2008 Kentucky Derby Festival in Louisville • Won the three-point contest at the Derby Festival • Was MVP of the 2007 Bob Gibbons Memorial Day Tournament • Averaged 18.3 points and 9.5 rebounds as a junior in leading Washington to the sectional title • Three-time all-conference selection • Won the best post player award at the 2007 NBA Players Top 100 camp • Also played on the tennis team for three years.

PERSONAL

Posted a 3.97 GPA and was third in his senior class academically • His older brother, Luke, was a 2005 McDonald's All-America and played at Notre Dame • Volunteered with Habitat for Humanity, Read Across America and the United Way • Born Tyler Paul Zeller on Jan. 17, 1990 in Visalia, Calif. • Son of Steve and Lorri Zeller • His uncle, Al Eberhard, played for four seasons with the NBA's Detroit Pistons.



Jeffrey Camarati





Jeffrey Camarati



USA Basketball



Zeller (in blue) was one of 20 collegiate players who trained against the United States Men's Select Team in Las Vegas in August 2010.

TYLER ZELLER, GAME-BY-GAME

2008-09												
Game	FG	3FG	FT	REB	PF	PTS	A	TO	B	S	MP	
Penn*	5-8	0-0	8-10	2-0-2	2	18	1	1	1	1	23	
Kentucky*	1-6	0-0	0-0	0-1-1	3	2	0	1	1	2	22	
NC State	1-4	0-0	0-0	0-3-3	4	2	0	1	0	0	8	
at Maryland	0-3	0-0	2-2	1-1-2	0	2	0	0	0	0	6	
Georgia Tech	3-4	0-0	2-2	2-1-3	0	8	1	1	0	0	10	
at Virginia Tech	0-0	0-0	0-0	0-1-1	1	0	0	1	0	0	3	
Duke	0-0	0-0	0-0	0-0-0	1	0	0	0	0	0	5	
Va Tech (ACC)	2-2	0-0	0-0	2-1-3	1	4	0	0	0	0	4	
FSU (ACC)	0-0	0-0	0-0	0-1-1	2	0	0	1	0	0	4	
Radford (NCAA)	2-3	0-0	0-1	1-7-8	2	4	0	0	1	0	13	
LSU (NCAA)	0-0	0-0	0-0	0-1-1	0	0	0	0	0	0	4	
Gonzaga (NCAA)	2-4	0-0	0-0	2-0-2	0	4	0	0	0	0	5	
Oklahoma (NCAA)	1-1	0-0	0-0	1-1-2	2	2	1	1	0	0	6	
Villanova (NCAA)	0-1	0-0	0-0	0-0-0	1	0	0	1	0	0	3	
Michigan St (NCAA)	0-0	0-0	1-2	0-1-1	1	1	0	0	0	0	1	

2009-10												
Game	FG	3FG	FT	REB	PF	PTS	A	TO	B	S	MP	
FIU	4-7	0-0	4-4	3-1-4	3	12	1	3	0	2	20	
NC Central	6-6	0-0	0-1	2-4-6	1	12	2	0	2	0	16	
Valparaiso	3-4	0-0	6-7	0-5-5	4	12	0	0	2	0	15	
vs. Ohio State	2-6	0-0	2-3	0-2-2	1	6	0	0	1	0	16	
vs. Syracuse	4-8	0-0	1-1	1-0-1	3	9	0	1	2	0	16	
Gardner-Webb	6-8	0-0	4-6	3-2-5	1	16	0	0	0	1	15	
Nevada	2-5	0-0	0-0	1-3-4	0	4	0	1	1	0	15	
Michigan State	3-8	0-0	0-1	2-3-5	2	6	0	1	0	0	13	
at Kentucky	5-10	0-1	0-1	1-4-5	1	10	0	1	0	1	14	
Presbyterian	2-5	0-1	1-1	2-2-4	1	5	1	0	2	0	20	
vs. Texas	7-8	0-0	2-3	2-1-3	3	16	0	1	0	0	15	
Marshall	7-10	0-0	4-6	2-2-4	1	18	0	2	1	0	17	
Rutgers	4-10	0-0	2-2	2-4-6	2	10	0	0	1	0	17	
Albany	2-4	0-0	2-2	2-5-7	1	6	0	1	0	1	19	
at C of Charleston	3-6	0-0	3-4	3-2-5	1	9	0	0	0	0	14	
Virginia Tech	1-4	0-0	1-1	2-5-7	1	3	0	4	0	0	20	
at Clemson											DNP – stress fracture in right foot	
Georgia Tech											DNP – stress fracture in right foot	
Wake Forest											DNP – stress fracture in right foot	
at NC State											DNP – stress fracture in right foot	
Virginia											DNP – stress fracture in right foot	
at Virginia Tech											DNP – stress fracture in right foot	
at Maryland											DNP – stress fracture in right foot	
Duke											DNP – stress fracture in right foot	
NC State											DNP – stress fracture in right foot	
at Georgia Tech											DNP – stress fracture in right foot	
at Boston College	2-9	0-0	5-8	6-1-7	3	9	0	2	2	0	16	
Florida State	2-5	0-0	1-3	1-1-2	0	5	0	1	0	1	19	
at Wake Forest	4-7	0-0	0-0	1-3-4	4	8	0	1	2	0	14	
Miami	2-6	0-0	2-3	4-1-5	2	6	0	4	1	2	18	
at Duke	4-8	0-0	0-0	0-1-1	0	8	2	2	0	1	18	
vs. Ga. Tech (ACC)	7-11	0-0	3-4	3-7-10	2	17	0	2	0	1	25	
W&Mary (NIT)	5-6	0-0	3-4	1-4-5	2	13	0	1	0	2	21	
at Miss. St. (NIT)	3-7	0-0	1-1	4-3-7	2	7	0	0	0	0	13	
at UAB (NIT)	0-4	0-0	2-2	3-4-7	3	2	0	3	5	1	21	
vs. Rhody (NIT)	5-9	0-0	2-3	1-3-4	2	12	0	2	2	1	20	
vs. Dayton (NIT)	5-11	0-0	1-1	0-0-0	3	11	1	1	0	0	23	

Zeller's Career Highs

Points: 18 vs. Penn (11/15/08), Marshall (12/22/09); **Field Goals:** 7 on three occasions, most recently vs. Georgia Tech (3/11/10); **Free Throws:** 8 vs. Penn (11/15/08); **Offensive Rebounds:** 6 at Boston College (2/20/10); **Rebounds:** 10 vs. Georgia Tech (3/11/10); **Assists:** 2 vs. NC Central (11/11/09), at Duke (3/6/10); **Turnovers:** 4 vs. Virginia Tech (1/10/10), Miami (3/2/10); **Blocks:** 5 at UAB (3/23/10); **Steals:** 2 on three occasions, most recently vs. Miami (3/2/10)

Peyton Williams



JOHN HENSON

#31

SOPHOMORE • FORWARD • 6-10 • 210
TAMPA, FLA. (SICKLES HS)
UNDECLARED MAJOR



John Henson #31



THE HENSON FILE

PERSONAL

- Full Name: John Allen Henson
- Born: Dec. 28, 1990, in Greensboro, N.C.

PARENTS

- Matt & Annette Henson

PREP COACH

- Renaldo Garcia

GET TO KNOW JOHN

Favorite class at UNC: Communication Studies 120 (Interpersonal Communications)

Hobbies: Fishing, bowling, movies

Favorite food: Hibachi chicken & shrimp

Favorite TV shows: Family Guy, SportsCenter

Nobody can believe I watch: Sanford & Son

Favorite movie: The Dark Knight

Favorite musical performers: Young Jeezy, Lil' Wayne

If I could spend three hours doing anything, it would be: Fishing

My greatest sports moment: Final game of my senior year of high school

I pretended to be (this player) as a kid: Tracy McGrady

Favorite NBA player: Tracy McGrady

Favorite NBA team: Houston Rockets

Favorite former Carolina basketball player: Michael Jordan

This summer I worked on this part of my game: My shot

I did this for fun this summer: Summer school, worked out

My most prized possession is: My family

Post-school ambitions: Make money and be happy

My SportsCenter dream highlight would be: To be the #1 play on Top 10 plays

The best thing about going to school at Carolina is: The atmosphere

The best parts about being a Tar Heel basketball player are: The support from within the program and the fans

The best things about Coach Williams are: He's down-to-earth and easy-going yet on the court he gets down to business

Bob Donnan

HENSON'S CAREER STATISTICS

YEAR	GP-GS	MIN	AVG	FGM-A	PCT	3FGM-A	PCT	FTM-A	PCT	OFF	DEF	REB	AVG	A	TO	B	S	PTS	AVG
2009-10	37-12	586	15.8	88-181	48.6	4-18	22.2	32-73	43.8	60	103	163	4.4	34	45	60	26	212	5.7



Robert Crawford

CAREER NOTES

Athletic young player who came into his own late in his freshman season • Moved from small forward to power forward in mid-February after Ed Davis was injured.


FRESHMAN SEASON (2009-10)

Second on the Tar Heels and fourth in the ACC in blocked shots with 60 • Was 43 for 86 (.500) from the floor with 80 rebounds and 28 blocks in ACC play • Scored 151 points in the last 16 games (9.4 per) • Pulled down 45 offensive rebounds in the last 15 contests • Made 54 for 105 from the floor (.514) in the last 13 games after Davis went out • Blocked 35 shots in the last 15 games • Made 17 for 46 (.370) from the free throw line after joining the starting lineup.

Averaged 9.2 points, 6.8 rebounds and 2.0 blocks and made 21 of 42 shots from the floor (.500) in the NIT • Had three steals and a dozen rebounds against Rhode Island, his fifth double-digit rebounding effort in 12 games • Shared scoring honors with 14 points in the win at UAB, including back-to-back baskets to break a 47-47 tie • Scored a season-high seven field goals • Scored 10 of his 12 points in the first half at Mississippi State, leading the Tar Heels from an early 12-point deficit to a 36-33 halftime lead • Made a season-high six field goals and added eight rebounds, three assists, four blocks and two steals in the win in Starkville • His block with 14 seconds to play helped preserve a 74-72 lead • Led UNC with 10 boards and added nine points against William and

Mary • Also grabbed a season-high six offensive rebounds.

Led Carolina with 14 points, eight boards and two assists in loss at Duke • Blocked four shots and grabbed a dozen rebounds against Miami, the second straight game he had 12 rebounds • Posted season-bests with 12 rebounds and five blocks and added nine points in the win at Wake Forest • Scored 12 points against FSU, his third straight game in double figures • Had 11 points and seven rebounds and was UNC's defensive player of the game at Boston College, but also had four turnovers and was 1 for 4 from the line • Registered his first double-double with 11 points and 10 rebounds and added four blocks in the loss at Georgia Tech • Made his first start as a Tar Heel and played a season-high 26 min-



Robert Crawford



Robert Crawford

Jeffrey Camarati

JOHN HENSON, GAME-BY-GAME

Game	2009-10										
	FG	3FG	FT	REB	PF	PTS	A	TO	B	S	MP
FIU	2-3	0-0	0-0	0-1-1	1	4	2	0	1	1	12
NC Central	1-4	0-0	2-4	0-3-3	1	4	4	1	3	0	13
Valparaiso	3-4	0-1	0-2	3-3-6	0	4	0	0	0	1	9
vs. Ohio State	1-3	0-0	0-0	0-2-2	0	2	0	0	0	2	8
vs. Syracuse	0-2	0-1	1-2	1-1-2	0	1	1	0	0	0	7
Gardner-Webb	1-2	0-0	1-2	0-3-3	0	3	2	0	1	0	13
Nevada	3-4	1-2	0-0	0-1-1	0	7	0	1	1	0	9
Michigan State	1-2	0-1	0-0	1-2-3	2	2	1	1	4	1	14
at Kentucky	0-3	0-1	1-2	2-0-2	0	1	0	1	0	0	9
Presbyterian	4-6	2-4	1-2	2-7-9	1	11	0	2	1	0	17
vs. Texas	0-2	0-0	0-0	1-0-1	1	0	1	0	3	0	12
Marshall	1-1	1-1	2-2	0-3-3	0	5	1	1	2	0	9
Rutgers	0-1	0-1	0-0	0-1-1	0	0	0	3	2	0	10
Albany	4-6	0-1	0-0	0-3-3	1	8	3	1	2	2	19
at C of Charleston	1-3	0-0	0-0	2-1-3	1	2	0	1	0	3	14
Virginia Tech	1-3	0-1	0-0	1-0-1	0	2	1	1	2	1	10
at Clemson	0-0	0-0	0-0	0-0-0	1	0	0	1	0	0	7
Georgia Tech	1-2	0-1	0-0	0-0-0	0	2	0	3	0	0	9
Wake Forest	0-0	0-0	1-2	1-0-1	3	1	1	2	0	2	9
at NC State	1-2	0-0	0-2	0-2-2	0	2	0	1	3	0	7
Virginia	1-3	0-0	0-0	1-0-1	0	2	0	0	0	0	5
at Virginia Tech	5-6	0-1	4-4	0-1-1	3	14	0	1	0	0	14
at Maryland	2-6	0-0	0-0	4-1-5	0	4	0	0	1	0	16
Duke	2-8	0-1	2-3	4-3-7	3	6	0	0	4	0	20
NC State*	4-9	0-1	1-5	3-5-8	1	9	1	1	3	3	26
at Georgia Tech*	5-10	0-0	1-7	3-7-10	3	11	1	1	4	1	30
at Boston College*	5-10	0-0	1-4	4-3-7	2	11	1	4	1	1	27
Florida State*	4-7	0-0	4-6	2-3-5	1	12	0	3	1	1	25
at Wake Forest*	4-6	0-0	1-3	5-7-12	1	9	1	1	5	0	21
Miami	3-4	0-0	1-2	1-11-12	0	7	1	3	4	0	23
at Duke*	5-10	0-0	4-7	3-5-8	0	14	2	2	0	0	23
vs. Ga. Tech (ACC)*	3-7	0-0	0-0	3-3-6	4	6	1	0	2	0	18
W&Mary (NIT)*	3-6	0-0	3-4	6-4-10	1	9	1	2	2	1	23
at Miss. St. (NIT)*	6-11	0-0	0-0	0-8-8	2	12	3	1	4	2	28
at UAB (NIT)*	7-11	0-0	0-1	1-2-3	2	14	1	1	1	0	23
vs. Rhody (NIT)*	3-10	0-0	0-2	5-7-12	1	6	1	3	2	3	27
vs. Dayton (NIT)*	2-4	0-0	1-5	1-0-1	3	5	3	2	1	1	21

Henson's Career Highs

Points: 14 on three occasions, most recently at UAB (3/23/10); **Field Goals:** 7 at UAB (3/23/10); **Three-Point Field Goals:** 2 vs. Presbyterian (12/12/09); **Free Throws:** 4 on three occasions, most recently at Duke (3/6/10); **Offensive Rebounds:** 6 vs. William and Mary (3/16/10); **Rebounds:** 12 on three occasions, most recently vs. Rhode Island (3/29/10); **Assists:** 4 vs. NC Central (11/11/09); **Turnovers:** 4 at Boston College (2/20/10); **Blocks:** 5 at Wake Forest (2/26/10); **Steals:** 3 at College of Charleston (1/4/10), NC State (2/13/10)



Robert Crawford



utes in the home win over NC State

- Started at power forward and responded with nine points, eight rebounds, three blocks and three steals against the Wolfpack.

Earned Carolina's defensive player of the game award in consecutive games at Maryland and vs. Duke • Scored a season-high 14 points on 5 of 6 shooting from the floor at Virginia Tech.

Played one of his most active early-season games against Albany as he finished with eight points, three rebounds, three assists, two blocks and two steals in a season-high 19 minutes • Scored in double figures for the first time with 11 points and grabbed a season-best nine rebounds in the win over Presbyterian • Made two three-pointers against the Blue Hose, his only game making multiple threes • Blocked four shots in win over Michigan State.

PREP

Played for Coach Renaldo Garcia at Sickles High School in Tampa, Fla. • Previously attended Round Rock High School in Texas for three years • Played in the McDonald's and Jordan All-American games and the Nike Hoop Summit • Also earned first-team All-America honors from Parade magazine • Averaged 17.6 points, 12.2 rebounds and 6.1 blocks per game at Sickles • Scored a season-high 29 points against Tampa Bay Tech • Blocked 10 or more shots five times as a senior with a high of 11 on four occasions • First-team all-state selection and Tampa Bay Coaches Association Player of the Year.

PERSONAL

Born John Allen Henson on Dec. 28, 1990, in Greensboro, N.C. • Son of Matt and Annette Henson • His father played basketball at Norfolk State.

LESLIE McDONALD

#2

SOPHOMORE • GUARD • 6-4 • 215
MEMPHIS, TENN. (BRIARCREST CHRISTIAN HS)
UNDECLARED MAJOR




THE McDONALD FILE

PERSONAL

- **Full Name:** Leslie Vernard McDonald
- **Born:** Feb. 4, 1991, in Memphis, Tenn.

PARENTS

- Wanda & Leslie McDonald Sr.

PREP COACH

- John Harrington

GET TO KNOW LESLIE

Favorite class at UNC: History 128

Hobbies: Basketball, drawing, chilling with friends

Favorite video game: God of War II

Favorite TV show: Martin

Nobody can believe I watch: House

Favorite movie: Inception

My best friend on another college team: Johnny Williams (George Mason)

If I could play another sport at Carolina, it would be: Football

The best player I've ever guarded: Tyreke Evans

Greatest sports highlight: Dunking on a seven-footer

I pretended to be (this player) as a kid: George Gervin (The Iceman)

Favorite former Carolina basketball player: Michael Jordan

Favorite NBA player: LeBron James

This summer I worked on this part of my game: Ball-handling, shooting, conditioning

This summer I did this for fun: Paintball

People in history I'd most like to meet: Dr. Martin Luther King Jr.

Person I admire the most: My father

The best advice I ever received: "Second place is not a winner and no one remembers third."

My most prized possession is: My family

Post-school ambition: Be an architect

The best thing about going to school at Carolina is: The academics and tradition

The best part about being a Tar Heel basketball player is: Being part of a dynasty

The best things about Coach Williams are: His desire to be the best and determination

Peyton Williams

McDONALD'S CAREER STATISTICS

YEAR	GP-GS	MIN	AVG	FGM-A	PCT	3FGM-A	PCT	FTM-A	PCT	OFF	DEF	REB	AVG	A	TO	B	S	PTS	AVG
2009-10	34-0	350	10.3	42-136	30.9	11-53	20.8	19-29	65.5	17	33	50	1.5	22	18	5	8	114	3.4



Jeffrey Camarati

CAREER NOTES

Switched his jersey to No. 2 prior to the 2010-11 season after wearing No. 15 as a freshman.

**FRESHMAN SEASON
(2009-10)**

Scored seven key first-half points in win at Mississippi State, helping UNC to a 36-33 halftime advantage • Hit a clutch three-pointer in the NIT over William and Mary •


Trailing 59-55, he hit a three to pull within a point • Was CBS's player of the game in the win at Wake Forest as he scored a season-high 16 points • Had season highs for points, field goals, field goal attempts, three-pointers, three-point attempts and minutes in Winston-Salem • Was his second game scoring in double figures, first in ACC play, and the first time as a Tar Heel he led the team in scoring • Made 6



Robert Crawford



Peyton Williams



Peyton Williams

of 14 from the floor (2 of 5 3FG) • Scored nine points in the first half helping Carolina to a 32-28 lead at the break • Hit a three-pointer with 12:27 to play, moments after the Deacs had taken their one and only lead of the second half on a three by Al-Farouq Aminu • Later, Wake cut UNC's lead to three (from 11), but McDonald scored on a driving layup with 51 seconds to play to give UNC a 73-68 lead • Then he sealed the win by taking a charge.

Went 4 for 4 from the line and netted seven points against FSU • Scored five of his seven points in the second half in the home win over NC State • Three-pointer from the corner gave UNC a 53-45 lead, then added a pair of free throws to up the lead to 10 for the first time • Was more points than he had scored in his previous five ACC games combined • Made two three-pointers and connected on a pair of clutch free throws for eight points in the loss to Georgia Tech • Was the first time as a Tar Heel that he made multiple threes in a game • Made both free throws with 5:02 to play and UNC trailing by four • Scored nine points on 4 of 7 shooting from the floor at Clemson • Was the third time in the last four games he scored nine or more points • Sprained his right ankle in the loss at the College of Charleston, but played 11 minutes in ACC opener against Virginia Tech • Played a season-high 28 minutes and scored in double figures for the time at the College of Charleston • Had 11 points, four rebounds and two blocks against the Cougars •

Scored nine points against Albany and added three offensive boards and two assists • Had seven points, six rebounds and two steals in win over North Carolina Central • Played well defensively in the win over Michigan State.

PREP

Played for Coach John Harrington at Briarcrest Christian High School in Eads, Tenn. • Two-time Tennessee Division 2 AA Mr. Basketball • All-time leading scorer in Memphis private school history with 2,353 points • Also set the school career mark with 875 rebounds • Started 129 of 133 games at Briarcrest • Averaged 20.7 points, 6.5 rebounds and 2.3 assists as a senior • Averaged 21.5 points as a junior • Led Briarcrest to the state title in 2008 • Scored a single-game best 37 points as a sophomore • Won Gatorade Player of the Year honors in Tennessee in 2008 • Also earned prep Academic All-America honors • Member of the drama and art clubs • Played for Team USA in Nike Hoop Summit in Oregon • Also earned fourth-team All-America honors from Parade magazine • Played for the USA U18 National Team in the 2008 FIBA Americas Championships in Argentina.

PERSONAL

Born Leslie Vernard McDonald on Feb. 4, 1991, in Memphis • Son of Leslie Sr. and Wanda McDonald • Has yet to declare an academic major.

LESLIE McDONALD, GAME-BY-GAME

Game	2009-10										
	FG	3FG	FT	REB	PF	PTS	A	TO	B	S	MP
FIU	1-4	0-1	0-0	0-1-1	0	2	1	0	1	0	8
NC Central	3-5	1-3	0-0	0-6-6	3	7	1	1	0	2	11
Valparaiso	0-1	0-0	0-4	0-0-0	0	0	1	2	0	0	8
vs. Ohio State				DNP							
vs. Syracuse	0-2	0-2	0-0	0-1-1	0	0	0	0	0	0	4
Gardner-Webb	0-0	0-0	1-2	0-0-0	0	1	1	0	0	0	4
Nevada				DNP							
Michigan State	0-2	0-0	0-0	0-0-0	0	0	0	0	0	0	5
at Kentucky	0-0	0-0	0-0	0-0-0	1	0	0	1	0	0	2
Presbyterian	3-6	0-1	1-1	0-1-1	0	7	2	1	1	1	12
vs. Texas	1-3	0-1	0-0	1-1-2	0	2	0	0	0	0	3
Marshall	0-1	0-1	0-0	1-0-1	0	0	1	0	0	0	3
Rutgers	0-0	0-0	0-0	0-1-1	3	0	1	0	1	0	8
Albany	4-10	0-1	1-1	3-0-3	2	9	2	0	0	1	17
at C of Charleston	4-9	0-1	3-4	2-2-4	2	11	1	2	2	0	28
Virginia Tech	1-4	0-2	0-0	0-0-0	3	2	0	0	0	0	11
at Clemson	4-7	0-1	1-2	1-3-4	0	9	0	0	0	0	13
Georgia Tech	2-6	2-4	2-2	1-2-3	1	8	1	1	0	0	14
Wake Forest	1-6	1-4	0-0	0-2-2	1	3	2	0	0	0	14
at NC State	0-1	0-0	0-0	0-1-1	0	0	1	0	0	0	5
Virginia	1-2	1-1	0-0	0-0-0	1	3	0	0	0	0	8
at Virginia Tech	0-0	0-0	0-0	0-0-0	0	0	0	0	0	0	1
at Maryland	1-4	0-2	0-0	0-1-1	0	2	1	0	0	0	8
Duke	0-0	0-0	0-0	0-0-0	1	0	0	0	0	0	2
NC State	2-4	1-3	2-2	1-1-2	0	7	1	0	0	0	13
at Georgia Tech	1-7	0-2	1-2	2-2-4	1	3	0	3	0	1	21
at Boston College	0-1	0-0	0-0	0-1-1	1	0	0	0	0	0	5
Florida State	1-3	1-1	4-4	0-2-2	3	7	0	0	0	2	16
at Wake Forest	6-14	2-5	2-4	2-2-4	1	16	1	0	0	0	23
Miami	0-7	0-4	0-0	1-1-2	0	0	1	1	0	0	13
at Duke				DNP - strained right hamstring							
vs. Ga. Tech (ACC)	1-4	0-2	0-0	0-0-0	0	2	0	1	0	0	8
W&Mary (NIT)	1-3	1-2	0-0	0-1-1	1	3	1	0	0	1	12
at Miss. St. (NIT)	3-8	0-2	1-1	0-0-0	4	7	1	1	0	0	10
at UAB (NIT)	0-4	0-3	0-0	0-0-0	0	0	0	1	0	0	11
vs. Rhody (NIT)	1-6	1-3	0-0	2-1-3	1	3	1	2	0	0	19
vs. Dayton (NIT)	0-2	0-1	0-0	0-0-0	1	0	0	1	0	0	9

McDonald's Career Highs

Points: 16 at Wake Forest (2/26/10); **Field Goals:** 6 at Wake Forest (2/26/10); **Three-Pointers:** 2 vs. Georgia Tech (1/16/10), at Wake Forest (2/26/10); **Free Throws Made:** 4 vs. Florida State (2/24/10); **Offensive Rebounds:** 3 vs. Albany (12/30/09); **Rebounds:** 6 vs. NC Central (11/11/09); **Assists:** 2 vs. Presbyterian (12/12/09), Albany (12/30/09), Wake Forest (1/20/10); **Turnovers:** 3 at Georgia Tech (2/16/10); **Blocks:** 2 at College of Charleston (1/4/10); **Steals:** 2 vs. NC Central (11/11/09), Florida State (2/24/10)

Jeffrey Camarati



DEXTER STRICKLAND

#1

SOPHOMORE • GUARD • 6-3 • 180
RAHWAY, N.J. (ST. PATRICK HS)
UNDECLARED MAJOR




THE STRICKLAND FILE

PERSONAL

- **Full Name:** Dexter Terrez Strickland
- **Born:** Oct. 1, 1990, in Newark, N.J.

PARENTS

- Dexter L. & Sheronne Strickland

PREP COACH

- Kevin Boyle

GET TO KNOW DEXTER

- Favorite class at UNC:** Drama 116
- Hobbies:** Sleeping, working out
- Favorite video game:** Madden, NBA2K
- Favorite food:** Chinese food
- Favorite TV shows:** Spongebob Squarepants
- Nobody can believe I watch:** Cooking channel
- Favorite movie:** Rain Man
- If I could spend three hours doing anything, it would be:** Sleeping
- My best friend on another college team:** Paris Bennett (George Mason)
- If I could play another sport at Carolina, it would be:** Swimming
- The best player I've ever guarded:** O.J. Mayo
- I pretended to be (this player) as a kid:** Tracy McGrady
- Favorite NBA player:** Dwyane Wade
- Favorite former Carolina basketball player:** Vince Carter
- This summer I worked on these parts of my game:** Mid-range jump shot
- Talents I have outside of basketball:** Singing, playing the piano
- People in history I'd most like to meet:** Barack Obama, 50 Cent
- People I admire the most and why:** My dad — he shaped who I am today
- My most prized possession:** My mother
- The best advice I ever received:** "The key to success is to never be satisfied." (my dad)
- My SportsCenter dream highlight would be:** Winning the NCAA title
- The best part about going to school at Carolina is:** Having the opportunity to get an education and continue to live out my dream by playing basketball
- The best part about being a Tar Heel basketball player is:** Playing for a legendary coach who can help you achieve your goals in life
- The best things about Coach Williams are:** He's loyal and a man of his word

Peyton Williams

STRICKLAND'S CAREER STATISTICS

YEAR	GP-GS	MIN	AVG	FGM-A	PCT	3FGM-A	PCT	FTM-A	PCT	OFF	DEF	REB	AVG	A	TO	B	S	PTS	AVG
2009-10	36-4	625	17.4	67-155	43.2	8-33	24.2	54-78	69.2	6	49	55	1.5	71	61	3	33	196	5.4



CAREER NOTES

Switched his jersey to No. 1 prior to the 2010-11 season after wearing No. 5 as a freshman.

FRESHMAN SEASON (2009-10)

Third on the team in steals with 33 • Averaged 17.4 minutes a game playing both the point and two-guard • Learned to play point guard after playing mostly shooting guard in high school.

Made four starts at the two earlier in mid-season • Had 71 assists and 61 turnovers • Had more assists than turnovers in 17 games, including four of five NIT games • Made 27 of his last 34 from the free throw line • Made 8 of 33 from three-point range (made one three-pointer in the last 14 games).

Averaged 5.8 points with a combined 11 assists and five turnovers in the NIT • Scored six points and had three assists, no turnovers and two steals in NIT semifinal win over Rhode Island • Had eight points and three assists at UAB, making a pair of free throws with 20 seconds to play to secure the win • Scored eight points with two assists and no turnovers at Mississippi State • Helped spark the first-half comeback from 12 points down • Made three field goals in Starkville, the most since Feb. 13 • Was his first turnover-free stint in 15 games • Had seven points and two assists against William and Mary, going 4 for 4 from the free throw line late in the game • With UNC trailing 72-69 with 3:43 to play, he made a pair then hit two more with 2:34 to play to give the Tar

Heels the lead for good.

Had five points and three rebounds in win over Miami, making his first three-pointer in seven games • Scored 11 points in the home win over NC State (making 5 of 6 from the free throw line) • Scored 14 points on 6 of 7 shooting from the floor and added two steals in the win at NC State • Was the only Tar Heel to score in double figures at Clemson as he finished with 17 points on 7 of 8 shooting from the floor • Had seven points and three assists and only one turnover in ACC debut against Virginia Tech.

Attempted a season-high 11 shots from the floor (2 for 11) in the loss at the College of Charleston • Made his first start against Albany and had a season-high five assists • Scored a season-high 18 points had four assists in 81-67 win over Rutgers • Made 6 of 8 shots from the floor and 5 of 6 from the line against the Scarlet Knights • Scored eight of Carolina's final 12 points, including a three-pointer with 1:58 to play that gave UNC a seven-point advantage • Was the third time in a five-game span he established a season scoring high (nine vs. Michigan State, 12 vs. Texas, 18 vs. Rutgers) • Did not play against Presbyterian on Dec. 12 due to a strained left hamstring.

Scored a then-season-high 12 points on 5 of 8 shooting from the floor against Texas • Averaged 8.7 points and 2.3 assists against Michigan State, Kentucky

Peyton Williams



Jeffrey Camarati

Peyton Williams

Peyton Williams

DEXTER STRICKLAND, GAME-BY-GAME

Game	2009-10										
	FG	3FG	FT	REB	PF	PTS	A	TO	B	S	MP
FIU	1-1	0-0	0-0	0-0-0	4	2	1	5	0	0	11
NC Central	3-5	0-0	3-5	0-0-0	0	9	3	2	0	1	18
Valparaiso	1-3	0-1	0-0	0-1-1	3	2	2	1	0	0	13
vs. Ohio State	0-2	0-2	0-0	0-0-0	2	0	2	2	0	0	12
vs. Syracuse	0-3	0-1	0-0	0-0-0	0	0	0	1	0	1	15
Gardner-Webb	2-5	0-1	0-0	1-0-1	1	4	3	1	0	0	16
Nevada	0-1	0-1	0-0	1-0-1	0	0	0	1	0	0	8
Michigan State	3-5	2-3	1-4	0-4-4	2	9	3	0	2	1	14
at Kentucky	2-5	1-1	0-0	0-0-0	3	5	1	2	0	3	16
Presbyterian	DNP - strained left hamstring										
vs. Texas	5-8	0-0	2-4	0-0-0	1	12	3	2	0	1	18
Marshall	1-5	0-0	0-0	0-3-3	0	2	4	2	0	0	14
Rutgers	6-8	1-1	5-6	0-2-2	1	18	4	3	0	2	18
Albany*	0-2	0-0	3-4	0-2-2	4	3	5	3	0	1	21
at C of Charleston*	2-11	0-3	4-6	0-4-4	2	8	3	1	0	1	33
Virginia Tech*	3-4	0-1	1-3	0-3-3	3	7	3	1	0	1	21
at Clemson	7-8	1-2	2-2	1-2-3	3	17	3	3	0	3	20
Georgia Tech	0-2	0-0	3-4	0-2-2	1	3	0	1	0	0	10
Wake Forest	1-7	0-3	0-0	0-1-1	1	2	2	0	0	1	18
at NC State	6-7	1-1	1-4	0-0-0	2	14	1	2	0	2	17
Virginia	1-2	0-1	2-2	0-1-1	2	4	2	1	0	0	20
at Virginia Tech*	0-2	0-0	1-2	1-6-7	1	1	1	1	3	0	15
at Maryland	2-5	1-1	2-2	0-0-0	0	7	3	3	0	4	20
Duke	1-4	0-0	1-2	0-1-1	2	3	2	1	0	1	18
NC State	3-8	0-1	5-6	1-0-1	2	11	1	2	0	0	18
at Georgia Tech	2-3	0-1	0-0	0-1-1	4	4	2	3	0	3	16
at Boston College	2-3	0-0	2-2	0-0-0	4	6	0	1	0	0	22
Florida State	0-1	0-0	2-2	0-1-1	1	2	1	3	0	2	19
at Wake Forest	0-5	0-3	3-4	0-1-1	2	3	1	1	0	1	19
Miami	2-2	1-1	0-0	1-2-3	1	5	1	2	0	0	15
at Duke	1-4	0-0	0-0	0-1-1	1	2	2	2	0	0	21
vs. Ga. Tech (ACC)	0-1	0-0	0-0	0-0-0	1	2	1	1	0	0	12
W&Mary (NIT)	1-4	0-1	5-6	0-3-3	1	7	2	1	1	0	19
at Miss. St. (NIT)	3-4	0-0	2-3	0-3-3	1	8	2	0	0	1	16
at UAB (NIT)	3-6	0-1	2-3	0-2-2	2	8	3	2	0	1	17
vs. Rhody (NIT)	3-8	0-2	0-0	0-2-2	2	6	3	0	0	2	27
vs. Dayton (NIT)	0-1	0-0	0-0	0-1-1	1	0	1	2	0	0	17

Strickland's Career Highs

Points: 18 vs. Rutgers (12/28/09); **Field Goals:** 7 at Clemson (1/13/10); **Three-Pointers:** 2 vs. Michigan State (12/1/09); **Free Throws Made:** 5 on three occasions, most recently vs. William and Mary (3/16/10); **Offensive Rebounds:** 1 several times; **Rebounds:** 7 at Virginia Tech (2/4/10); **Assists:** 5 vs. Albany (12/30/09); **Turnovers:** 5 vs. FIU (11/9/09) **Blocks:** 2 vs. Michigan State (12/1/09); **Steals:** 4 at Maryland (2/7/10)

Jeffrey Camarati



and Texas • Was 10 for 18 from the floor with seven assists and four turnovers against those three Top 10 opponents • Hit his first two three-pointers of the season, scored nine points and had three assists, no turnovers and two blocked shots against Michigan State • Scored eight of his nine points and had a pair of assists in the first half, including a buzzer-beating three-pointer on the break that gave the Tar Heels a 50-34 lead • Had five points and three steals at Kentucky • Scored nine points and had three assists against North Carolina Central.

all-state team for the second year in a row as a senior • Scored 20 points and had seven rebounds in non-public state title game • Played in the 2009 McDonald's All-American Game in Miami and the 2008 Elite 24 All-Star Game in Harlem • Also earned first-team All-America honors from Parade magazine.

PERSONAL

Son of Dexter L. and Sheronne Strickland • Born Dexter Terrez Strickland on Oct. 1, 1990, in Newark, N.J. • Has yet to declare an academic major.

PREP

Played for Coach Kevin Boyle at St. Patrick High School in Elizabeth, N.J. • Led St. Patrick to three consecutive New Jersey Tournament of Champions titles (which match state championships in all divisions, private and public schools) • St. Patrick's finished No. 4 in USA Today's national rankings • Named to Newark Star-Ledger's

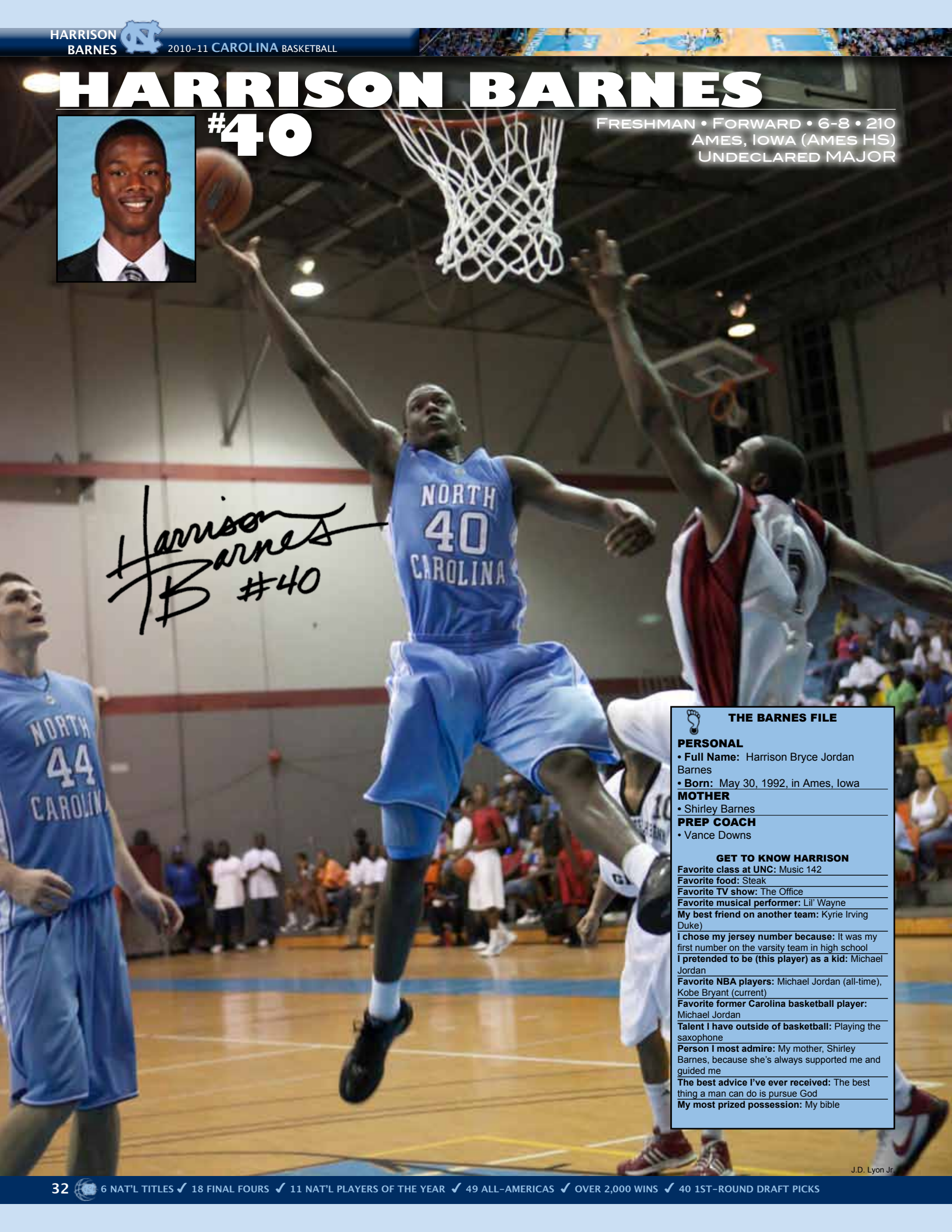
HARRISON BARNES

#40

FRESHMAN • FORWARD • 6-8 • 210
AMES, IOWA (AMES HS)
UNDECLARED MAJOR



Harrison Barnes #40



THE BARNES FILE

PERSONAL

- **Full Name:** Harrison Bryce Jordan Barnes
- **Born:** May 30, 1992, in Ames, Iowa

MOTHER

- Shirley Barnes

PREP COACH

- Vance Downs

GET TO KNOW HARRISON

Favorite class at UNC: Music 142

Favorite food: Steak

Favorite TV show: The Office

Favorite musical performer: Lil' Wayne

My best friend on another team: Kyrie Irving (Duke)

I chose my jersey number because: It was my first number on the varsity team in high school

I pretended to be (this player) as a kid: Michael Jordan

Favorite NBA players: Michael Jordan (all-time), Kobe Bryant (current)

Favorite former Carolina basketball player: Michael Jordan

Talent I have outside of basketball: Playing the saxophone

Person I most admire: My mother, Shirley Barnes, because she's always supported me and guided me

The best advice I've ever received: The best thing a man can do is pursue God

My most prized possession: My bible

J.D. Lyon Jr.

PREP

The Sporting News' 2010 National High School Athlete of the Year • USA Today's National Player of the Year in 2010 • Also won the Morgan Wootten Award as the 2009 National Player of the Year (award also considers character, leadership and student-athlete values) • Played for Coach Vance Downs at Ames High School • Led Ames to back-to-back undefeated state championships • Won 53 consecutive games (26-0 in 2009 and 27-0 in 2010) • Scored 30 or more points six times as a senior with a season-high 36 at Mason City • Earned Most Valuable Player honors at the McDonald's All-Star Game in Columbus, Ohio, the Nike Hoop Summit in Portland, Ore., and the Jordan Brand Classic in New York • Had 18 points and five rebounds at McDonald's, 27 points and seven rebounds at Nike Summit and 20 points, 15 rebounds at the Jordan Classic • First-team Parade and USA Today All-America • Averaged 27.1 points, 10.4 rebounds, four assists and four steals and shot 43.1 percent from three-point range as a senior • Ames won the sportsmanship trophy at the 2009 and 2010 state championship tournaments • MVP of the 2010 state championship, scoring 19 points in 47-37 win over Southeast Polk in the title game • Scored 1,787 career points, breaking Fred Hoiberg's previous state record • Championship game was played in front of a record crowd of more than 13,000 • Ames was undefeated at home his last three seasons and posted a four-year overall record of 89-9 • Won four straight conference championships • Two-time Iowa Gatorade Player of the Year • Mr. Basketball in Iowa • Two-time first-team all-state • Parade All-America first team in 2010 and second team in 2009 • Scored 46 points and had 14 rebounds for USA Junior National Team against Serbia in 2009.

long jump • Plays the saxophone and sang in the school choir • Member of the honor roll all four years, earned academic all-conference honors and was an Advanced Placement Scholar.



Jim Hawkins/IC



Jeffrey Camarati

PERSONAL

Born Harrison Bryce Jordan Barnes • Member of DECA (marketing and management club) and SHEPH (students helping to eliminate poverty and hunger), participated in local food drives, worked with the Ronald McDonald House and led a weekly Bible study • Also competed in the high jump and



Jim Hawkins/IC

REGGIE BULLOCK

#35



FRESHMAN • GUARD • 6-7 • 190
KINSTON, N.C. (KINSTON HS)
UNDECLARED MAJOR



THE BULLOCK FILE

PERSONAL

- Full Name: Reginald Ryedell Bullock
- Born: March 16, 1991, in Baltimore, Md.

MOTHER

- Danielle Long

PREP COACH

- Wells Gullledge

GET TO KNOW REGGIE

Favorite class at UNC: Sports & Recreational Management

Favorite food: Spaghetti

Nobody can believe I watch: Animal Planet

Favorite movie: Paper Soldiers

If I could spend three hours doing anything, it would be: Sleeping

My best friend on another team: Dory Hines (Mt. Olive College)

If I could play another sport at Carolina, it would be: Track & field

I chose my jersey number because: It's Kevin Durant's number

The best player I've ever guarded: Wayne Ellington

My greatest sports moment: Winning two state championships

I pretended to be (this player) as a kid: Kobe Bryant

Favorite NBA team: L.A. Lakers

Favorite former Carolina basketball player: Wayne Ellington

Talent I have outside of basketball: Joking and my weird laugh

Non-basketball talent I wish I could do better: Cooking

Person in history I'd most like to meet: Martin Luther King Jr.

Person I most admire: Kevin Durant, for his humility

My most prized possession is: My family

Post-school ambition: To be successful in life

My SportsCenter dream highlight would be: Winning NBA Finals

The best thing about going to school at Carolina is: The people

The best part about being a Tar Heel basketball player is: The brotherhood

The best thing about Coach Williams is: He doesn't tell you what you want to hear but what you need to hear



J.D. Lyon Jr.

PREP

First-team Parade All-America • Led Kinston High School to the 2010 2-A state championship and the 2008 3-A state title • Played for Coach Wells Gullledge • The 2010 Associated Press Player of the Year in North Carolina • Also the Gatorade NC Player of the Year • Was second behind John Wall in the AP Player of the Year voting as a junior • Three-time all-state selection • Had 15 points, 10 rebounds and three steals in 2010 state finals against West Caldwell • Scored his 2,000th career point in the fourth quarter of the championship game • Scored 30 or more points nine times as a senior with a high of 40 at North Pitt • Played in the McDonald's All-Star Game in Columbus, Ohio, the Nike Hoop Summit in Portland, Ore., and the Jordan Brand Classic in New York • Had 11 points and three assists in the Jordan game in Madison Square Garden • Earned MVP honors at the North Carolina High School All-Star Game after a 20-point, 10-rebound performance.

PERSONAL

Reginald Ryedell Bullock is the son of Danielle Long • Born March 16, 1991, in Baltimore, Md.

J.D. Lyon Jr.



Jim Hawkins/IC



Jeffrey Camarati



Jim Hawkins/IC



KENDALL MARSHALL



#5

FRESHMAN • GUARD • 6-3 • 186
DUMFRIES, VA. (BISHOP O'CONNELL HS)
UNDECLARED MAJOR



THE MARSHALL FILE

PERSONAL

- Full Name: Kendall Dewan Marshall
- Born: Aug. 19, 1991, in Fort Belvoir, Va.

PARENTS

- Wanda Dennis & Kim Marshall

PREP COACH

- Joe Wooten

GET TO KNOW KENDALL

Favorite class at UNC: Public speaking

Hobby: Watching movies

Favorite food: Crab cakes

Favorite TV show: Boondocks

Favorite movie: Bad Boys II

Favorite musical performer: Wale

If I could spend three hours doing anything, it would be: Laying down watching movies

If I could play another sport at Carolina, it would be: Lacrosse

My best friend on another team: Tobias Harris, Tennessee

I chose my jersey number because: Larry Drew took my number - ha ha!

The best player I've ever guarded: Ty Lawson

My greatest sports moment: Winning state title as a senior

I pretended to be (this player) as a kid: Steve Nash

Favorite NBA player: Deron Williams

Favorite NBA team: Dallas Mavericks

Favorite former Carolina basketball player: Ed Cota

I did this for fun this summer: Went to the Bahamas

Talent I have outside of basketball: Singing in the shower

Non-basketball skill I wish I could do better: Dance

Person in history I'd most like to meet: Albert Einstein

Post-school ambition: Play ball, sports broadcasting

The best thing about going to school at Carolina is: Friendly people & knowledgeable fans

The best part about being a Tar Heel basketball player is: Tradition

The best thing about Coach Williams is: His honesty



PREP

Third-team Parade and USA Today All-America • Led Bishop O'Connell High School in Arlington, Va., to the 2010 Virginia Independent Schools Division I championship • Played for Coach Joe Wootten • Won five games in five days to win the title • Scored 21 or more points in each of his last five playoff games and averaged 23.6 points and 6.4 assists in those contests • Was named Tournament MVP after beating Blue Ridge, 80-72, in the finals • Also led Bishop O'Connell to the semi-finals of the Washington Catholic Athletic Conference • Earned All-Metropolitan honors • Averaged 15.3 points, nine rebounds and six assists as a senior • Had 10 or more assists in 10 games and scored 20 or more points 11 times • Played in the McDonald's All-Star Game in Columbus, Ohio, the Nike Hoop Summit in Portland, Ore., and the Jordan Brand Classic in New York • Had a game-high five assists and won the Naismith Sportsmanship Award at the McDonald's All-Star Game • Handed out eight assists in the Jordan Classic in Madison Square Garden • Member of Students Against Drunk Driving.

PERSONAL

Born Aug. 19, 1991 • Kendall Dewan Marshall is the son of Dennis and Kim Marshall.

Jim Hawkins/IC



Jim Hawkins/IC



Jeffrey Camarati



Jim Hawkins/IC




ROY WILLIAMS

COACH, LEADER, CHAMPION

Williams-coached teams have ranked in the top four in the nation in scoring seven times in the last nine years.

"Williams recruits to his very up-tempo style of play and uses the depth he recruits."

- ESPN.com






Roy Williams was inducted into the Naismith Basketball Hall of Fame in 2007.

ROY WILLIAMS

LEADING THE TAR HEELS

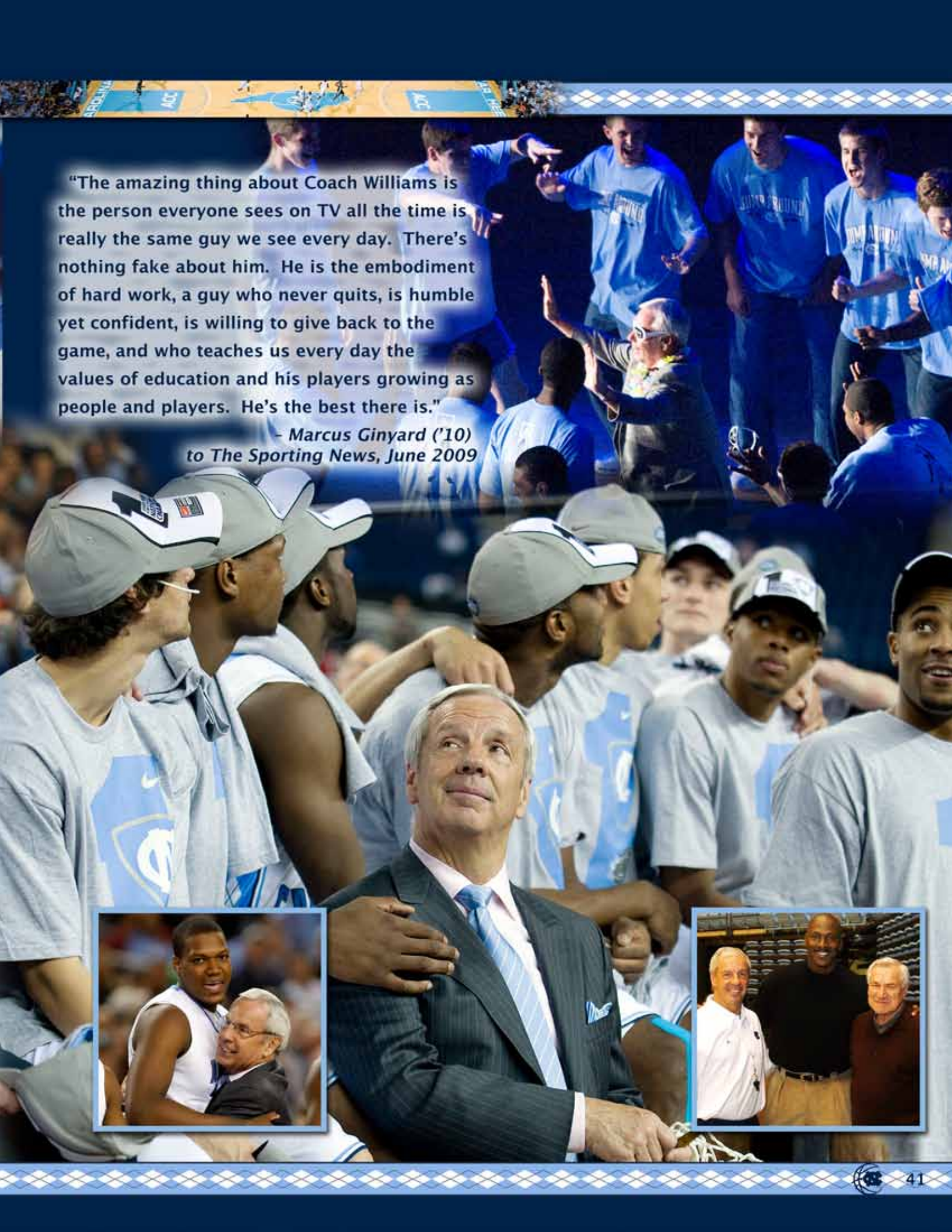


"What makes Coach Williams one of the great coaches isn't just his extraordinary record, but his dedication to his players. He's just as serious about making these guys into men and into leaders as he is into make them champions."

— President Barack Obama,
May 11, 2009

The Williams File

- Roy Williams is one of only four active coaches to win multiple NCAA championships.
- Williams' career winning percentage of 79.8 is the second-highest of any active coach in the nation and ranks fifth all-time.
- Williams is one of only two coaches in NCAA history to win 30 or more games at least nine times.
- Williams has been named national coach of the year in seven different seasons.
- Williams is fourth in NCAA history with seven Final Four appearances as a head coach (1991, 1993, 2002, 2003 at Kansas and 2005, 2008, 2009 at UNC).
- Williams has led his teams to five Final Four berths in the last nine seasons, including three in the last six years at Carolina.
- UNC is 21-4 in NCAA Tournament play under Williams.
- Twenty-nine former Williams-coached players have played in the NBA and 20 were first-round draft picks.



"The amazing thing about Coach Williams is the person everyone sees on TV all the time is really the same guy we see every day. There's nothing fake about him. He is the embodiment of hard work, a guy who never quits, is humble yet confident, is willing to give back to the game, and who teaches us every day the values of education and his players growing as people and players. He's the best there is."

- Marcus Ginyard ('10)
to *The Sporting News*, June 2009



Head Coach
ROY WILLIAMS
Roy Williams
 8th Year at UNC

- Naismith Hall of Famer
- Two-time NCAA champion
- Second-highest winning percentage of any active NCAA coach

THE WILLIAMS FILE

Career: 614-155 (22 seasons)
UNC: 196-54 (seven seasons)

- Has the second-highest winning percentage (79.8) of any active head coach in the nation, ranking fifth all-time
- Two-time NCAA champion (2005, 2009)
- Has led his teams to seven Final Fours in 22 seasons, including five in the last nine years
- Three Final Fours in seven years at UNC
- Was an assistant to head coach Dean Smith at Carolina for 10 seasons from 1978-88

- **Born:** August 1, 1950, in Marion, N.C.
- **Education:** North Carolina, 1972; 1973 (Master's)
- **Playing experience:** UNC freshman team, 1968-69

- **Previous head coaching experience:**
 Kansas (1988-2003)
 Owen High School (1973-78)

- **Assistant coaching experience:**
 North Carolina (1978-88)

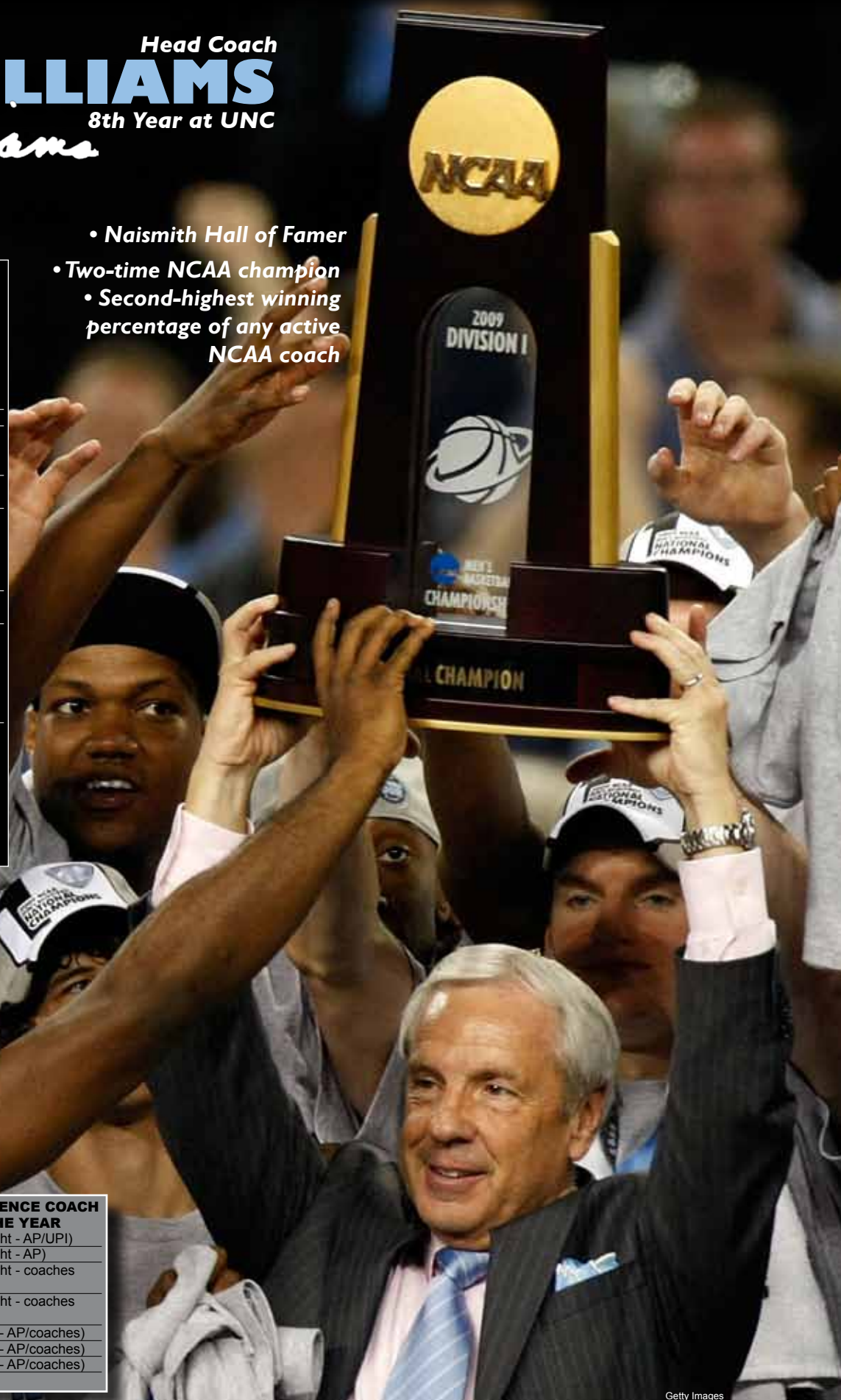
- **Family:** *Wife - Wanda; Son - Scott, Daughter - Kimberly, Daughter-in-law - Katie; Grandson - Aiden*

NATIONAL COACH OF THE YEAR

- 1990 (USBWA)
- 1991 (*Los Angeles Times*)
- 1992 (AP)
- 1997 (Naismith, *The Sporting News*)
- 2005 (New York Athletic Club)
- 2006 (AP, USBWA, Rupp)
- 2009 (New York Athletic Club)

CONFERENCE COACH OF THE YEAR

- 1990 (Big Eight - AP/UPI)
- 1992 (Big Eight - AP)
- 1995 (Big Eight - coaches co-winner)
- 1996 (Big Eight - coaches co-winner)
- 1997 (Big 12 - AP/coaches)
- 2002 (Big 12 - AP/coaches)
- 2003 (Big 12 - AP/coaches)
- 2006 (ACC)



Getty Images



Bob Donnan

In seven years as North Carolina's head coach, Roy Williams has directed the Tar Heels to unprecedented heights of success, a remarkable run even for one of the most historic programs in college basketball.

The Naismith Basketball Hall of Fame member has led Carolina to two national championships, three Final Fours, four Elite Eights, four NCAA Tournament No. 1 seeds, five Associated Press Top 10 final rankings, four Atlantic Coast Conference regular-season titles, two ACC Tournament crowns, four 30-win seasons and nine first-round NBA draft picks.

ESPN, Sports Illustrated, The Sporting News and Fox Sports named the Asheville, N.C., native the Coach of the Decade for 2000-2009. Williams led Kansas and Carolina to 33 NCAA Tournament wins in the 2000s, eight more than any other coach.

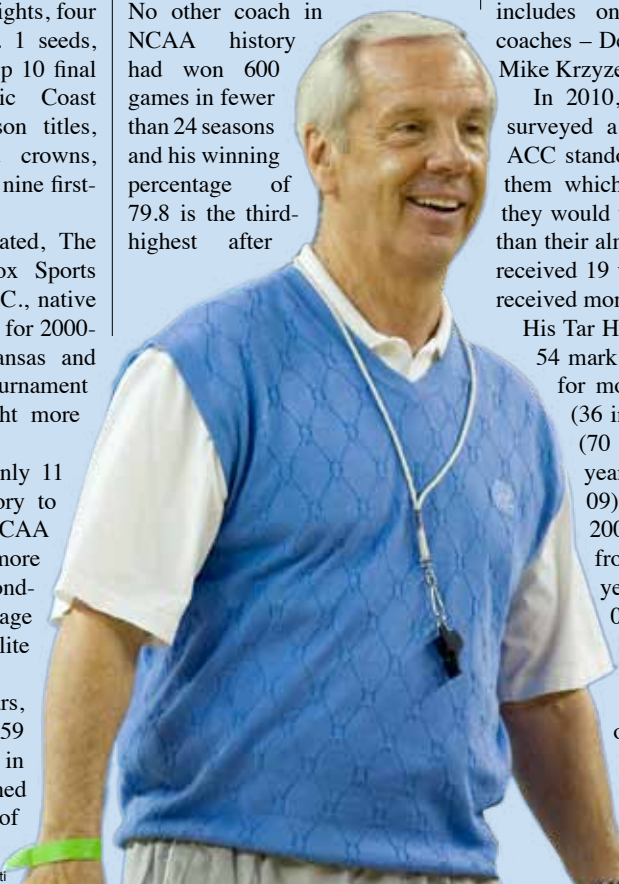
Williams is one of only 11 coaches in NCAA history to lead his teams to the NCAA Tournament 20 or more times and he has the second-highest winning percentage (75.3) among those elite coaches.

Over the last nine years, Williams has won 259 games, second-most in the country, and coached four National Players of the Year. He won 30

Jeffrey Camarati

NCAA Tournament games and led Kansas and UNC to the Final Four five times. That's more NCAA Tournament victories and more Final Fours than any coach in the nation. In that span (2002-2010) no other coach won more than 21 NCAA Tournament games.

On Nov. 29, 2009, Carolina beat Nevada for Williams's 600th win. No other coach in NCAA history had won 600 games in fewer than 24 seasons and his winning percentage of 79.8 is the third-highest after



22 years as a head coach.

On April 6, 2009, the Tar Heels beat Michigan State to capture UNC's second NCAA Tournament title in the last five years. In 2005, Carolina beat top-ranked Illinois to win Williams' first national title. He is one of 13 coaches to win multiple national championships, joining an illustrious list that includes only two other ACC coaches – Dean Smith and Duke's Mike Krzyzewski.

In 2010, The Sporting News surveyed a panel of 50 former ACC standout players and asked them which current ACC coach they would want to play for other than their alma mater's – Williams received 19 votes. No other coach received more than 8.5 votes.

His Tar Heel teams have a 196-54 mark and set UNC records for most wins for one year (36 in 2007-08), two years (70 in 2008-09), three years (101 from 2007-09), four years (124 from 2006-09), five years (157 from 2005-09) and six years (176 from 2004-09).

At Carolina, Williams has coached two National Players of the Year (Sean May in 2005, Tyler Hansbrough in 2008), two Bob Cousy Award recipients

as the best point guard in the country (Raymond Felton in 2005, Ty Lawson in 2009), two ACC Players of the Year (Hansbrough in 2008, Lawson in 2009), two ACC Athletes of the Year (May in 2005, Hansbrough in 2008), three ACC Rookies of the Year (Marvin Williams in 2005, Hansbrough in 2006, Brandan Wright in 2007), two Final Four MOPs (May in 2005, Wayne Ellington in 2009) and 12 NBA Draft picks.

Hansbrough set the all-time ACC scoring record and became the first player in league history to earn first-team All-America and first-team All-ACC honors in each of his four seasons. He also became Carolina's all-time leading rebounder and set the NCAA record for made free throws.

Williams has a 614-155 record in 22 seasons as a college head coach. His winning percentage of 79.8 is the highest among active coaches with 20 years experience and the fifth-best in history. He has the third-highest winning percentage in NCAA Tournament history (75.3) among coaches whose teams have played at least 30 games.

Williams is one of the most accomplished coaches in college basketball. His ledger includes:

- 418 wins at Kansas and 196 at Carolina, the second-most at each school behind Phog Allen and Smith, respectively

ROY WILLIAMS BY THE NUMBERS

HIGHEST WINNING PERCENTAGE, ACTIVE COACHES

(minimum five years as a Division I head coach in Division I)

79.9	Mark Few	Gonzaga	291-73
79.8	Roy Williams	North Carolina	614-155
77.7	Jamie Dixon	Pittsburgh	188-54
77.3	Bruce Pearl	Tennessee	443-130
76.4	Bo Ryan	Wisconsin	600-185

HIGHEST WINNING PERCENTAGE, ALL-TIME

(minimum 10 years as a head coach in Division I)

82.6	Clair Bee	Rider, Long Island	412-87
82.2	Adolph Rupp	Kentucky	876-190
80.4	John Wooden	Indiana State, UCLA	664-162
79.9	Mark Few	Gonzaga	291-73
79.8	Roy Williams	Kansas, North Carolina	614-155

MOST WINS AFTER 22 SEASONS AS A HEAD COACH

614	Roy Williams	Kansas, North Carolina
565	Jerry Tarkanian	Long Beach State, UNLV
528	Jim Boeheim	Syracuse
521	Rick Pitino	Boston Univ., Providence, Kentucky, Louisville
518	Denny Crum	Louisville


MOST 30-WIN SEASONS

11	Mike Krzyzewski	Duke
9	Roy Williams	Kansas, North Carolina
7	Jim Calhoun	Connecticut
6	John Calipari	Massachusetts, Memphis, Kentucky
5	Rick Pitino	Boston Univ., Providence, Kentucky, Louisville

MOST WINS, ACTIVE COACHES

868	Mike Krzyzewski	Duke (4th all-time)
829	Jim Boeheim	Syracuse (6th)
823	Jim Calhoun	Connecticut (7th)
670	Bob Huggins	West Virginia (21st)
649	Gary Williams	Maryland (24th)
617	Homer Drew	Valparaiso (31st)
614	Roy Williams	North Carolina (32nd)
600	Bo Ryan	Wisconsin (33rd)
593	Mike Montgomery	California (38th)
592	Rollie Massimino	Northwood (Fla.) (39th)

(source: NCAA)



The 1968-69 UNC Freshman Team, including Roy Williams (back row, third from left)

- A record of 889-216 in 32 seasons as a collegiate head coach and assistant coach

- Seven Final Fours, the fourth-most in history behind John Wooden, Smith and Krzyzewski

- Nine 30-win seasons, the second-most all-time (and 16 seasons with 25 or more wins)

- 20 seasons with 20 or more wins, including every year except when he won 19 in his first years at both Kansas and Carolina

- Three consecutive 30-win seasons, the first time Carolina has accomplished that

- 55 NCAA Tournament wins, the third-most all-time behind Krzyzewski (71) and Smith (65)

- 73 NCAA Tournament games, tied for the third-most in history

- 20 consecutive NCAA Tournament appearances, officially the second-longest streak in NCAA history behind Smith's 23

- 20 consecutive seasons with a win in the NCAA Tournament, the only coach to accomplish that

- Seven seasons as the National Coach of the Year (1990, 1991, 1992, 1997, 2005, 2006 and 2009), eight years as conference Coach of the Year (1990, 1992, 1995, 1996, 1997, 2002, 2003 and 2006)

- The 2003 recipient of the John Wooden Legends of Coaching Award

- One of three coaches (with Frank McGuire and Larry Brown) to lead two different schools to the national championship game, but the only coach to lead two schools to two appearances in the finals (Kansas in 1991 and 2003; Carolina in 2005 and 2009)

- Four ACC regular-season championships in seven seasons, tied for the fourth-most in ACC

history (Smith won 17 in 36 years, Krzyzewski 11 in 29, McGuire six in 24 and Vic Bubas four in 10)

- 13 conference regular-season championships and 17 times in 22 years finishing either first or second in the conference standings

- Winning his 500th game on Dec. 9, 2006, in his 19th season (only coach to do so in less than 20 years)

- Also reached 100, 200, 300, 400 and 600 wins in fewer seasons than any coach

- Winning more games than any coach after eight, nine, 10, 11, 12, 13, 14, 15, 16, 17, 18, 19, 20, 21 and 22 seasons

- 77-35 record in ACC regular-season games

- 165 wins in his first 200 games at an ACC school, more than any coach in history

- 299-32 record at home, a winning percentage of .903


- His teams have been ranked No. 1 in the nation in 10 seasons and at least No. 2 in the country in 15 seasons

- The Associated Press has ranked the Tar Heels in the Top 25 in 120 of 134 polls, including 86 Top 10 rankings, 70 times in the Top 5 and 24 weeks as the No. 1 team in the country.

- Teams have averaged 80 or more points 18 times

- Coaching four National Players of the Year, 13 first-team All-Americans, eight conference player or athletes of the year, two Bob Cousy Award winners, 25 first-team all-conference players, 33 academic all-conference selections and 20 NBA first-round draft picks.

Dan Wetzel, national columnist for Yahoo! Sports, wrote in April



Jim Bounds

2009: "There isn't a more perfect union in college basketball than Roy and Carolina; the ideal combination of style and substance, recruiting might and coaching acumen, of championships won and won and, most certainly, won again."

In February 2009, Forbes named Williams the best basketball coach in the country, choosing him by analyzing win-loss percentages, NCAA Tournament appearances, Final Fours, national championships and recruiting.

Forbes wrote: "A top-notch recruiter and motivator, Williams coaches with an unflappable cool, a trait reflected in his players' calm on the court."

Williams' ability to relate to players and their families, both in the recruiting process and throughout their careers, is something his players speak of when they account for his success.

On March 8, 2009, Senior Day at Carolina, an emotional Hansbrough thanked Williams for living up to a promise Williams made during his recruitment that the coach would always be honest with him.

"He always tells you the straight up truth about what you need to hear, not just what you want to hear," says Hansbrough. "That helped me not only as a player but also as a person."

Williams is one of nine Tar Heels to be enshrined in the Naismith Basketball Hall of Fame, joining a group that includes Dean Smith, Michael Jordan, Larry Brown, Billy Cunningham, James Worthy and Bob McAdoo.

Twenty-three of his former players from Carolina and Kansas joined him in Springfield, Mass., for the induction ceremony in 2007.

From 2007-2009 Carolina went 101-14, winning 21 more games than any other ACC school. Over the last six seasons, Carolina went 33-15 in ACC road games.

The 2009 Tar Heels won their fourth ACC regular-season title in the last five years, won their fourth straight game at Duke and landed a No. 1 seed in the NCAA Tournament for the third consecutive year. In the NCAA Tournament, Carolina put on a stunning display, winning six games by an average of 20.2 points, the highest margin in 13 years. UNC became the first team to win all six games by a dozen or more points.

UNC led the nation in winning percentage (89.5) and scoring margin (+17.8) and was second in scoring (89.9 ppg). That was the seventh time in eight years his teams had finished in the top four nationally in scoring (first in 2002 and 2005, second in 2007, 2008 and 2009, third in 2003 and fourth in 2004). His teams have averaged 84.3 points at UNC with the Tar Heels reaching 100 or more points 36 times.

His teams have finished in the Top 10 nationally in scoring 10 times, in scoring margin 15 times, in field goal percentage 12 times, in win-loss percentage 10 times and in field goal defense four times. Also, his squads have finished in the top seven nationally in assists per game in seven of the last nine years and in the top eight

nationally in rebounding margin in 10 of the last 14 years.

In 2008, Williams led the Tar Heels to a school-record 36 wins, ACC regular-season and Tournament titles and a berth in the Final Four with a win over Louisville in the regional final.

Hansbrough won every major National Player of the Year award. He is the fourth to play for Williams – along with Jayhawks Drew Gooden and Nick Collison and UNC's Sean May – to win National Player of the Year honors since 2002.

ROY WILLIAMS' NCAA TOURNAMENT RANKINGS

MOST NCAA CHAMPIONSHIPS

10	John Wooden	UCLA (1964-65-67-68-69-70-71-72-73-75)
4	Adolph Rupp	Kentucky (1948-49-51-58)
4	Mike Krzyzewski	Duke (1991-92-2001-10)
3	Bob Knight	Indiana (1976-81-87)
2	Roy Williams	North Carolina (2005-09)
2	eight other coaches, including Dean Smith (North Carolina, 1982-93), Billy Donovan (Florida, 2006-07), Jim Calhoun (Connecticut, 1999-2004), Denny Crum (Louisville, 1980-86), Ed Jucker (Cincinnati, 1961-62), Phil Woolpert (San Francisco, 1955-56), Branch McCracken (Indiana, 1940-53) and Henry Iba (Oklahoma A&M, 1945-46)	

MOST NCAA FINAL FOUR APPEARANCES

12	John Wooden, UCLA
11	Dean Smith, North Carolina
11	Mike Krzyzewski, Duke
7	Roy Williams, Kansas/North Carolina
6	Denny Crum, Louisville
6	Adolph Rupp, Kentucky

MOST NCAA TOURNAMENT WINS

77	Mike Krzyzewski, Duke
65	Dean Smith, North Carolina
55	Roy Williams, Kansas/North Carolina
47	John Wooden, UCLA
46	Lute Olson, Iowa/Arizona

MOST NCAA TOURNAMENT WINS, 2000-09

33	Roy Williams	Kansas/North Carolina
25	Tom Izzo	Michigan State
23	Mike Krzyzewski	Duke
23	Bill Self	Illinois/Kansas
20	Jim Calhoun	Connecticut
20	Billy Donovan	Florida

HIGHEST NCAA TOURNAMENT WINNING PERCENTAGE (minimum 30 games)

82.5	John Wooden	UCLA	47-10
77.8	Mike Krzyzewski	Duke	77-22
75.3	Roy Williams	Kansas/UNC	55-18
74.5	Tom Izzo	Michigan State	35-12
73.1	Rick Pitino	four teams	38-14

MOST NCAA TOURNAMENT APPEARANCES

28	Bob Knight	Indiana, Texas Tech	1973-2007
27	Dean Smith	North Carolina	1961-1997
27	Lute Olson	Iowa, Arizona	1979-2007
27	Jim Boeheim	Syracuse	1977-active
26	Mike Krzyzewski	Duke	1981-active
25	Eddie Sutton	four teams	1974-2005
23	Denny Crum	Louisville	1972-2000
20	Roy Williams	Kansas, North Carolina	1988-active
20	Jim Calhoun	Northeastern, Connecticut	1981-active
20	Adolph Rupp	Kentucky	1942-72
20	John Thompson	Georgetown	1975-97

MOST CONSECUTIVE NCAA TOURNAMENT APPEARANCES

23	Dean Smith	North Carolina	1975-97
20	Roy Williams	Kansas, North Carolina	1990-2009
15	Bob Knight	Indiana	1986-2000
15	Rick Barnes	Clemson, Texas	1996-active
15	Mike Krzyzewski	Duke	1996-active
14	John Thompson	Georgetown	1979-92
14	Bob Huggins	Cincinnati	1992-2005
14	Tubby Smith	Tulsa, Georgia, Kentucky	1994-2007
14	Lute Olson	Arizona	1985-98

MOST NCAA TOURNAMENT GAMES

99	Mike Krzyzewski	Duke	1981-active
92	Dean Smith	North Carolina	1961-97
73	Roy Williams	Kansas, North Carolina	1988-active
73	Lute Olson	Iowa, Arizona	1979-2007
71	Jim Boeheim	Syracuse	1976-active



Getty Images

The 2005 national championship capped a season in which the Tar Heels went 33-4, including a 14-2 mark in the ACC. Carolina led the nation in scoring average, scoring margin and assists and became the third team in history to lead the nation in scoring and win the NCAA championship.

In 2006, Carolina faced the loss of its top seven scorers, which was unprecedented in ACC history. Sports Illustrated predicted Carolina would miss the NCAA Tournament and the Tar Heels were picked by the media to finish sixth in the ACC. However, Williams earned National and ACC Coach of the Year honors by leading the youngest team in Carolina history to a second-place ACC finish, a win at top-ranked Duke and a No. 3 seed in the NCAA Tournament.

Williams became the UNC head coach on April 14, 2003, 10 days after leading Kansas to the NCAA championship game against Syracuse.

Williams was assistant coach at Carolina from 1978-88. Working for Dean Smith, he helped coach such standouts as Mike O'Koren, Al Wood, James Worthy, Sam Perkins, Matt Doherty, Michael Jordan, Brad Daugherty, Kenny Smith, Joe Wolf, Steve Hale, Jeff Lebo, J.R. Reid and Scott Williams.

Carolina won the NCAA title in 1982, finished second in 1981 and won or shared six ACC regular-season titles and three ACC Tournament championships.

Kansas hired Williams on July 8, 1988, replacing another UNC Hall of Famer, Larry Brown. Williams coached a number of

the finest Kansas players in history, including Mark Randall, Adonis Jordan, Rex Walters, Greg Ostertag, Scot Pollard, Jacque Vaughn, Raef LaFrentz, Paul Pierce, Drew Gooden, Nick Collison and Kirk Hinrich.

The Jayhawks averaged 27.9 wins per season with a high of 35 in 1997-98. He also won 30 in 1989-90, 34 in 1996-97, 33 in 2001-02 and 30 in 2002-03. The Jayhawks reached the Sweet 16 nine times and the Final Eight on five occasions.

In seven years of Big 12 Conference play, his teams went 94-18, capturing the regular-season title in 1997, 1998, 2002 and 2003 and the postseason tournament crown in 1997, 1998 and 1999. In 2001-02, KU



The Williams Family — Katie, Scott, Wanda, Aiden, Roy and Kimberly Williams, along with Wanda's parents, Fred and Cleo Jones

ROY WILLIAMS YEAR-BY-YEAR

		AS A HEAD COACH													
Year	School	Overall			Big 8/12			Big 8/12		NCAA		AP		Coaches	
		W	L	Pct.	W	L	Finish	Tournament	Tournament	Poll	Poll				
1988-89	Kansas	19	12	61.3	6	8	6th	1st Round	—	NR	NR				
1989-90	Kansas	30	5	85.7	11	3	T-2nd	Semifinals	2nd Round	5	5				
1990-91	Kansas	27	8	77.1	10	4	T-1st	Semifinals	Final Four, 2nd	12	12				
1991-92	Kansas	27	5	84.4	11	3	1st	Champions	2nd Round	2	2				
1992-93	Kansas	29	7	80.6	11	3	1st	Semifinals	Final Four, T-3rd	9	8				
1993-94	Kansas	27	8	77.1	9	5	3rd	Semifinals	Sweet 16	13	12				
1994-95	Kansas	25	6	80.8	11	3	1st	Semifinals	Sweet 16	5	10				
1995-96	Kansas	29	5	85.3	12	2	1st	Finals	Final Eight	4	5				
1996-97	Kansas	34	2	94.4	15	1	1st	Champions	Sweet 16	1	5				
1997-98	Kansas	35	4	89.7	15	1	1st	Champions	2nd Round	2	8				
1998-99	Kansas	23	10	69.7	11	5	T-2nd	Champions	2nd Round	22	23				
1999-00	Kansas	24	10	70.6	11	5	5th	Semifinals	2nd Round	NR	NR				
2000-01	Kansas	26	7	78.8	12	4	T-2nd	Semifinals	Sweet 16	12	7				
2001-02	Kansas	33	4	89.2	16	0	1st	Finals	Final Four, T-3rd	2	2				
2002-03	Kansas	30	8	78.9	14	2	1st	Semifinals	Final Four, 2nd	6	2				
Year	School	Overall			ACC			ACC		NCAA		AP		Coaches	
		W	L	Pct.	W	L	Finish	Tournament	Tournament	Poll	Poll				
2003-04	UNC	19	11	63.3	8	8	5th	Quarterfinals	2nd Round	18	22				
2004-05	UNC	33	4	89.2	14	2	1st	Semifinals	Champions	2	1				
2005-06	UNC	23	8	74.2	12	4	2nd	Semifinals	2nd Round	10	14				
2006-07	UNC	31	7	81.6	11	5	T-1st	Champions	Final Eight	4	T-5				
2007-08	UNC	36	3	92.3	14	2	1st	Champions	Final Four, T-3rd	1	3				
2008-09	UNC	34	4	89.5	13	3	1st	Semifinals	Champions	2	1				
2009-10	UNC	20	17	54.1	5	11	T-9th	First Round	— (NIT finalists)	NR	NR				
Career	22 seasons	614	155	79.8											
<i>at Kansas</i>	<i>15 seasons</i>	<i>418</i>	<i>101</i>	<i>80.5</i>	<i>175</i>	<i>49</i>									
<i>at UNC</i>	<i>7 seasons</i>	<i>196</i>	<i>54</i>	<i>78.4</i>	<i>77</i>	<i>35</i>	<i>68.8</i>								
		AS AN ASSISTANT COACH													
Year	School	Overall			ACC			ACC		NCAA		AP		Coaches	
		W	L	Pct.	W	L	Finish	Tournament	Tournament	Poll	Poll				
1978-79	UNC	23	6	79.3	9	3	T-1st	Champions	1st Round	9	3				
1979-80	UNC	21	8	72.4	9	5	T-2nd	Semifinals	1st Round	15	15				
1980-81	UNC	29	8	78.4	10	4	2nd	Champions	Final Four, 2nd	6	6				
1981-82	UNC	32	2	94.1	12	2	T-1st	Champions	Champions	1	1				
1982-83	UNC	28	8	77.8	12	2	T-1st	Semifinals	Final Eight	8	8				
1983-84	UNC	28	3	90.3	14	0	1st	Semifinals	2nd Round	1	1				
1984-85	UNC	27	9	75.0	9	5	T-1st	Finals	Final Eight	7	7				
1985-86	UNC	28	6	82.4	10	4	3rd	Quarterfinals	Sweet 16	8	8				
1986-87	UNC	32	4	88.9	14	0	1st	Finals	Final Eight	2	3				
1987-88	UNC	27	7	79.4	11	3	1st	Finals	Final Eight	7	8				
Totals	10 seasons	275	61	81.8	110	28									



WILLIAMS IN THE RECORD BOOK

NCAA CHAMPIONSHIPS, UNC COACHES

2	Roy Williams	2005, 2009
2	Dean Smith	1982, 1993
1	Frank McGuire	1957

NCAA FINAL FOURS, UNC COACHES

11	Dean Smith	1967, 1968, 1969, 1972, 1977, 1981, 1982, 1991, 1993, 1995, 1997
3	Roy Williams	2005, 2008, 2009
2	Bill Guthridge	1998, 2000
1	Ben Carnevale	1946
1	Frank McGuire	1957

MOST WINS, UNC COACHES

879	Dean Smith	1961-97
196	Roy Williams	2003-active
164	Frank McGuire	1952-61
100	Tom Scott	1947-52
85	Bill Lange	1940-44

MOST ACC REGULAR-SEASON WINS, UNC COACHES

364	Dean Smith	1961-97
84	Frank McGuire	1953-61
77	Roy Williams	2003-active
32	Bill Guthridge	1997-2000
23	Matt Doherty	2000-03

WILLIAMS' MOST WINS AGAINST OPPONENT (ALL YEARS)

35	Kansas State	35-4
33	Colorado	33-2
25	Nebraska	25-8
25	Iowa State	25-11
20	Oklahoma State	20-8

WILLIAMS' MOST WINS AGAINST OPPONENT (AT UNC)

14	NC State	14-1
10	Clemson	10-2
10	Florida State	10-3
9	Virginia	9-3
8	Miami	8-1
7	Duke	7-7

BEST RECORDS IN ACC, LAST 4 SEASONS (since start of 2006-07 season)

North Carolina	121-31	79.6
Duke	105-29	78.4
Clemson	93-41	69.4

became the first Big 12 team to go 16-0 in league play. From 1995-98, Kansas was a combined 123-17 – an average of 30.8 wins per season. The Jayhawks went 201-17 (92.2) in Allen Fieldhouse, and won 62 consecutive games in Allen from February 1994 to December 1998.

Williams has coached players to 25 first-team all-conference honors, including eight UNC selections. Seven players – five Jayhawks, Hansbrough and Lawson – have won conference player of the year honors.

Hansbrough and Lawson earned first-team All-America honors in 2009. That marked the 12th and 13th first-team All-America seasons by Williams's players.

Gooden (2002), Collison (2003), May (2005) and Hansbrough (2008) won National Player of the Year honors and LaFrentz (1997 and 1998), Pierce (1998), Gooden (2002), Collison (2003) and Hansbrough (2007, 2008 and 2009) have earned consensus first-team All-America honors.

The NBA has selected 20 of his players in the first round, including

Hansbrough (13th), Lawson (18th) and Ellington (28th) in 2009 and Ed Davis (13th) in 2010. In 2005, UNC became the first program to have four players chosen in the NBA Lottery.

Williams emphasizes academic development, as well. Every Carolina senior in his tenure has either received his degree or is on track to do so. Sean May, the 2005 Final Four MVP, entered the NBA Draft after his junior year but later earned his degree. Marvin Williams, who went to the NBA in 2005 after just one season, has taken summer classes in Chapel Hill each year since and is a junior in academic standing.

Three players have earned first-team Academic All-America honors – Vaughn (twice), Haase and Ryan Robertson – and 35 have earned first-team academic all-conference honors, including Tyler Zeller.

Williams grew up in the Biltmore area of south Asheville. He attended Roberson High, where he played for Coach Buddy Baldwin. He played on Carolina's freshman team in 1968-69 and earned a bachelor's degree in education in 1972 and a master's in

"His willingness to understand the athlete and get the best out of the athlete is what makes Roy a Hall of Famer — his patience, his knowledge for the game, his effort and diligence to understand the game and understand the player and how they can co-exist.

"To me, that's a Hall of Fame-type guy, someone who makes adjustments according to the personnel rather than forcing his way of thinking on a team or a player. That's not Coach Williams."

– Former Tar Heel & Hall of Famer Michael Jordan



Peyton Williams



Roy Williams & the NBA
(player, last year under Williams)

- Rick Calloway, 1990
 - Kevin Pritchard, 1990
 - Mark Randall, 1991
 - Adonis Jordan, 1993
 - Rex Walters, 1993
 - Darrin Hancock, 1994
 - Greg Ostertag, 1995
 - Scot Pollard, 1997
 - Jacque Vaughn, 1997
 - Raef LaFrentz, 1998
 - *Paul Pierce, 1998
 - Ryan Robertson, 1999
 - Eric Chenowith, 2001
 - *Drew Gooden, 2002
 - *Nick Collison, 2003
 - *Kirk Hinrich, 2003
 - *Wayne Simien, 2003
 - *Marvin Williams, 2005
 - *Raymond Felton, 2005
 - Sean May, 2005
 - Rashad McCants, 2005
 - *Jawad Williams, 2005
 - David Noel, 2006
 - *Brandon Wright, 2007
 - *Tyler Hansbrough, 2009
 - *Ty Lawson, 2009
 - *Wayne Ellington, 2009
 - *Danny Green, 2009
 - *Ed Davis, 2010
- (*indicates active NBA player as of Oct. 1, 2010)

Roy Williams' First-Round NBA Draft Picks

- Mark Randall, 1991
- Rex Walters, 1993
- Greg Ostertag, 1995
- Scot Pollard, 1997
- Jacque Vaughn, 1997
- Raef LaFrentz, 1998
- Paul Pierce, 1998
- Drew Gooden, 2002
- Kirk Hinrich, 2003
- Nick Collison, 2003
- Marvin Williams, 2005
- Raymond Felton, 2005
- Sean May, 2005
- Rashad McCants, 2005
- Wayne Simien, 2005
- Brandon Wright, 2007
- Tyler Hansbrough, 2009
- Ty Lawson, 2009
- Wayne Ellington, 2009
- Ed Davis, 2010

teaching in 1973.

He began his coaching career in 1973 at Owen High School in Swannanoa, N.C., and was inducted into Owen's Hall of Fame in 2010. He coached for USA Basketball teams in the 1991 World University Games, the 1992 U.S. Olympic Development Team, a U-22 tournament in Argentina in 1993, and the 2004 Olympics in Greece.

Several of his staff and players have gone on to head coaching positions, including Matt Doherty, Neil Dougherty, Jerry Green, Steve Robinson, Kevin Stallings, Mark Turgeon and Rex Walters.

Born August 1, 1950, he and his wife, Wanda, a 1972 Carolina

ROY WILLIAMS FAST FACTS

- ✓ Inducted into the Naismith Hall of Fame in September 2007
- ✓ Reached 600 wins in fewer seasons than any coach in history
- ✓ No. 2 in the country in win percentage among active coaches (79.8)
- ✓ Fifth all-time in win percentage
- ✓ One of 13 coaches all-time (four active) to win multiple NCAA championships
- ✓ Fourth all-time in Final Four appearances with seven, including five in the last nine years
- ✓ Third all-time in NCAA Tournament wins with 55
- ✓ Only coach to win an NCAA Tournament game in 20 consecutive seasons (an NCAA record)
- ✓ Second among active coaches in NCAA Tournament win percentage (75.3)
- ✓ Third coach in history to lead two schools to the NCAA championship game
- ✓ Second coach in history to lead two different teams to multiple Final Fours
- ✓ His teams have been a No. 1 seed in the NCAA Tournament nine times
- ✓ Won regular-season conference titles 13 times
- ✓ 34 wins in 2009 marked his ninth 30-win season, second-most all-time
- ✓ Won 20 or more games 20 times (and 19 or more in all 22 years)
- ✓ Averaged 80 points or more per game 18 times in 22

- years
- ✓ Unbeaten home record seven times
- ✓ Second-winningest coach in UNC and Kansas history
- ✓ Has won more games than any coach after eight, nine, 10, 11, 12, 13, 14, 15, 16, 17, 18, 19, 20, 21 and 22 seasons as a head coach
- ✓ One of three UNC coaches (with Frank McGuire and Dean Smith) to win an NCAA title
- ✓ 32-year record as assistant and head coach – 889 wins, 216 losses
- ✓ Served as a 2004 United States Olympic Team assistant coach
- ✓ National Coach of the Year in 1990, 1991, 1992, 1997, 2005, 2006 and 2009
- ✓ Conference Coach of the Year eight times
- ✓ Received the John Wooden Legends of Coaching Award from the Los Angeles Athletic Club in 2003
- ✓ Home record (at Allen Fieldhouse and Dean E. Smith Center) of 299-32, a win rate of 90.3 percent
- ✓ Teams have been ranked No. 1 in the nation in 10 seasons and at least No. 2 in the country in 15 of 22 seasons
- ✓ Has coached four National Players of the Year, 12 first-team All-Americans, eight conference player or athletes of the year, 25 first-team all-conference players and 34 academic all-conference selections
- ✓ Has coached 20 first-round NBA Draft picks

graduate, have a son, Scott, and a daughter, Kimberly. Scott earned a business degree from UNC and played point guard on the basketball team in 1997-98 and 1998-99. He and his wife, Katie (Wolford), live in Charlotte, with their son, Aiden, who was born on Jan. 1, 2010. Katie is a 2001 Carolina graduate and former cheerleader. She earned a doctorate in physical therapy from Boston University. Kimberly, who also lives in Charlotte, is a 2002 Carolina graduate with a degree in English and a former member of the UNC dance team.

The Williams family has contributed more than \$400,000 to the Carolina Covenant, an initiative at UNC that allows low-income students to attend the University debt free. Roy and Wanda serve as honorary chairs of a \$10 million campaign to endow the program. Coach Williams hosts an annual Coaches vs. Cancer breakfast that has raised more than \$1 million and directs the autographed basketball program that has contributed more than \$650,000 to local charities.

Bob Donnan





“What makes Coach Williams one of the great coaches isn’t just his extraordinary record, but his dedication to his players. He’s just as serious about making these guys into men and into leaders as he is into making them champions.”

— **President Barack Obama, May 11, 2009**

“His willingness to understand the athlete and get the best out of the athlete is what makes Roy a Hall of Famer — his patience, his knowledge for the game, his effort and diligence to understand the game and understand the player and how they can co-exist. To me, that’s a Hall of Fame-type guy, someone who makes adjustments according to the personnel rather than forcing his way of thinking on a team or a player. That’s not Coach Williams.”

— **Former Tar Heel & Hall of Famer Michael Jordan**

“The amazing thing about Coach Williams is the person everyone sees on TV all the time is really the same guy we see every day. There’s nothing fake about him. He is the embodiment of hard work, a guy who never quits, is humble yet confident, is willing to give back to the game, and who teaches us every day the values of education and his players growing as people and players. He’s the best there is.”

— **Marcus Ginyard (UNC ‘10) to The Sporting News, June 2009**

“Roy Williams is one of the select few of the greatest coaches in the entire game of basketball. His move to North Carolina ensures for the foreseeable future excellence both on and off the court. The championships will now fall time after time to Chapel Hill.”

— **Hall-of-Famer and NBA analyst Bill Walton**

“Williams recruits to his very up-tempo style of play and uses the depth he recruits.”

— **ESPN.com**

“Coach Williams helped me become a man. He always held me accountable for my actions on the court. He’s a father figure and he’s my coach. He’ll always be my coach.”

— **Atlanta Hawk Marvin Williams**

“Williams is building a new monument to Carolina, which now sets the standard for every other program in the country.”

— **Dick Weiss, New York Daily News, 2009**

“There isn’t a more perfect union in college basketball than Roy Williams and Carolina; the ideal combination of style and substance, recruiting might and coaching acumen, of championships won and won and, most certainly, won again.”

— **Dan Wetzel, Yahoo! Sports, 2009**

“Roy has done a phenomenal job of sustaining this program to the highest level. He has a commitment to excellence, attention to detail and the ability to recruit some outstanding student-athletes.”

— **John Kuester (UNC ‘77), Detroit Pistons head coach**

“I love honesty, and Coach Williams is going to give you that every time you talk to him about any subject. He is absolutely what he was when he came in my house to recruit me. I got lucky for someone to come into my house who is a great person, a great man and is still the same person today.”

— **Deon Thompson (UNC ‘10)**

“Coach means so much to me. He’s been not only a coach, but a positive role model and a father figure.”

— **Wayne Simien (played for Williams at Kansas)**

“Williams is a winner, not only on the basketball court but also as a person. Collegiate sports need more coaches such as Williams, men and women who set an example for others to try and match.”

— **Lawrence (Kan.) Journal-World**

“Roy is as good as it gets in a person. There’s nothing deceptive about him. He is what he is — a wonderful person and a great coach. If you watch his teams, you know they’ve been coached. If you go to his practices, you know why his teams are successful. His players play the right way. They’re team-oriented. They play a fun way offensively. They’re aggressive. He changes defenses. He’s just a wonderful coach.”

— **Hall of Famer Jerry West, longtime NBA executive**

ROY WILLIAMS' MILESTONE WINS

Win	Date	Score, Opponent	Note
1	11/25/88	94-81, Alaska-Anchorage	First win as college head coach
75	3/23/91	93-81, Arkansas	Advances to first Final Four
76	3/30/91	79-73, North Carolina	Advances to national championship game
100	3/13/92	84-66, Colorado	100th win in 129 games
102	3/15/92	66-57, Oklahoma State	First Big 8 Tournament championship
132	3/27/93	83-77, Indiana	Beats No. 1 ranked Hoosiers to reach 2nd Final Four
200	1/28/96	88-73, Nebraska	8th-fastest ever to 200 wins
285	11/21/98	91-67, Fort Hays State	Last of school-record 62 straight home wins
300	2/20/99	60-50, Oklahoma	Tied for 3rd-fastest to 300 behind Bee, Rupp
304	3/7/99	53-47, Oklahoma State	Third straight Big 12 Tournament title
388	3/24/02	104-86, Oregon	Returns Kansas to Final Four
400	1/15/03	98-70, Wyoming	4th fastest to 400 wins
417	3/29/03	78-75, Arizona	Earns second straight trip to Final Four
418	4/5/03	94-61, Marquette	Last win at Kansas, advances to national title game
419	11/22/03	90-64, Old Dominion	First win as head coach at North Carolina
463	3/6/05	75-73, Duke	Clinches first outright ACC regular-season title
468	3/27/05	88-82, Wisconsin	First Final Four as UNC head coach
470	4/4/05	75-70, Illinois	Beats No. 1-ranked Illinois for NCAA championship
500	12/9/06	94-69, High Point	Fastest to 500 wins
521	3/11/07	89-80, NC State	First ACC Tournament title
560	3/29/08	83-73, Louisville	Wins NCAA East Regional
583	2/15/09	69-65, Miami	Passes Frank McGuire as UNC's second-winningest coach
590	3/21/09	84-70, LSU	First UNC coach to win 30 in three straight seasons
592	3/29/09	72-60, Oklahoma	Advances to fifth Final Four in eight years
594	4/6/09	89-72, Michigan State	Wins second NCAA championship
600	11/29/09	80-73, Nevada	Fastest to 600 wins

Overall Record: 614-155
Conference Record: 252-184
Home Record: 299-32
Against Ranked Teams (AP poll): 112-76

Against No. 1-Ranked Teams: 6-4
In Conference Tournament: 33-16
In NCAA Tournament: 55-18
In Overtime: 15-15

Assistant Coach

STEVE ROBINSON

8th Year at UNC

Steve Robinson

A former head coach and regularly recognized as one of the nation's top recruiters, Steve Robinson is in his eighth year as an assistant coach at Carolina and his 16th as a member of Roy Williams' coaching staff.

Williams' top assistant on the bench, Robinson has been named one of the top 25 recruiters in college basketball four times since coming to Carolina. In 2010, FoxSports.com named him the fourth-best high-major assistant coach in college basketball.

His primary responsibilities include scouting, recruiting and bench coaching. He helped recruit future NBA Draft Lottery picks Ed Davis, Marvin Williams, Brandan Wright and Paul Pierce to Carolina and Kansas. Robinson works directly with the Tar Heel perimeter players, helping to mentor Cousy Award-winning point guards Raymond Felton and Ty Lawson.

Robinson was head coach at the University of Tulsa for two years (1995-97) and at Florida State University for five years (1997-2002). As head coach at Florida State, he led the Seminoles to the second round of the 1998 NCAA Tournament. Robinson was head coach at Tulsa in 1995-96 and 1996-97. He led the Golden Hurricane to a 46-18 record and back-to-back appearances in the NCAA Tournament.

Robinson was an assistant at Kansas from 1988-95 and in 2002-03. Before joining Williams in 1988, Robinson spent two years as an assistant coach at Cornell and three seasons at his alma mater, Radford.

A native of Roanoke, Va., Robinson graduated from William Fleming High School, and attended Ferrum Junior College, where he played basketball for two seasons. He was team captain in 1980 and 1981. While at Radford, he earned his bachelor's degree in health and physical education in 1981 and his master's degree in counseling in 1985.

He is a member of both the Ferrum Junior College and Radford University Halls of Fame.

Robinson was born Oct. 29, 1957. He and his wife, Lisa, have four children – daughters Shauna and Kiaya and sons Tarron and Denzel. Tarron is a senior at Carolina and a fourth-year junior on the Tar Heel baseball team. Denzel is a freshman at UNC.



THE ROBINSON FILE

- Four times named one of the top 25 recruiters in the nation among assistant coaches and named the fourth-best assistant in the nation in 2010
- Duties at UNC include recruiting, scouting and bench coaching
- Has seven years of head coaching experience, including two at Tulsa (1995-97) and five at Florida State (1997-2002)
- **Born:** October 29, 1957
- **Education:** Radford, 1981; Radford, 1985 (Master's)
- **Playing experience:** Ferrum JC (1976-78); Radford (1978-80)
- **Previous head coaching experience:** Tulsa (1995-97), Florida State (1997-2002)
- **Previous assistant coaching experience:** Radford (1983-86); Cornell (1986-88), Kansas (1988-95; 2002-03), North Carolina (2004-present)
- **Family:** Wife - Lisa; Has two sons, Tarron and Denzel, and two daughters, Shauna and Kiaya



The Robinson Family — Denzel, Tarron, Steve, Lisa, Kaiya and Shauna

Assistant Coach

JEROD HAASE

8th Year at UNC

Jerod Haase**THE HAASE FILE**

- Also served as an assistant coach in 2003-04, 2005-06, 2007-08 and 2009-10 and Director of Basketball Operations in 2004-05, 2006-07 and 2008-09
- Has served four seasons as head coach of the UNC junior varsity team
- Was a Naismith and Wooden Award candidate as a player at Kansas
- Was a first-team Academic All-America as a senior in 1997 at Kansas
- **Born:** April 1, 1974
- **Education:** Kansas, 1997; Kansas, 2000 (Master's)
- **Playing experience:** California, 1992-93; Kansas, 1994-97
- **Previous coaching experience:** Kansas (Administrative Assistant, 1999-2003); North Carolina (Assistant Coach, 2003-04, 2005-06, 2007-08 and 2009-10; Director of Basketball Operations, 2004-05, 2006-07 and 2008-09)
- **Family:** Wife - Mindy; Has two sons — Gavin, born in 2006, and Garrett, born in 2009

A 12th-year stalwart of Roy Williams' staff, Jerod Haase enters his eighth year with Williams at Carolina.

Haase is a top recruiter and has served as the head coach of the UNC junior varsity program for four seasons.

Haase attended the University of California in 1992-93, and then transferred to Kansas. He helped lead the Jayhawks to three consecutive conference titles and finished his career ranked in the Top 10 among school leaders in assists, three-point field goals and steals.

He started 99 of 101 games at Kansas and scored 1,264 points, averaging 12.5 per game and reaching double figures 74 times.

As a senior, Haase started with Jacque Vaughn, Scot Pollard, Paul Pierce and Raef LaFrentz as Kansas went 34-2. He averaged 12.0 points despite playing with a broken wrist.

As a sophomore in 1994-95, the South Lake Tahoe, Calif., native was named the Big Eight Conference Newcomer of the Year and was a second-team all-conference selection. He led Kansas with 15.0 points a game.

He started 23 games in 1992-93 as a freshman at Cal, where he teamed in the backcourt with Jason Kidd.

A 1997 Kansas graduate in business administration, Haase was a first-team GTE Academic All-America as a senior. He was also a second-team Academic All-America in 1996 and was academic all-conference for three years. He earned a Master's of Science degree in business at KU in 2000.

Haase, who roomed with C.B. McGrath in college, co-wrote *Floor Burns*, detailing the 1996-97 KU season, which sold more than 30,000 copies. Floor burns are a statistic the Kansas stat crew created in honor of Haase, who had 165 of them as a junior. He has also produced a basketball instructional video.

Born April 1, 1974, Haase is one of five brothers and sisters to play intercollegiate sports. He was married to the former Mindy Meidinger of Lenexa, Kan., in 1999. The couple has two sons, Gavin (born in September 2006) and Garrett (born in July 2009).

Leslie Anderson



The Haase Family
— Gavin, Jerod,
Garrett and Mindy

Jeffrey Camarati



C.B. McGrath

Assistant Coach

C.B. McGRATH

8th Year at UNC

A former point guard at Kansas under Roy Williams, assistant coach C.B. McGrath is in his eighth year at North Carolina and his 12th season as a member of Williams' staff. McGrath was a team captain in 1997-98 and lettered in four seasons.

In addition to his bench duties, McGrath oversees the Roy Williams Carolina Basketball Camp and the team's coaches clinic. He enters his fourth season as the head coach of the UNC junior varsity program.

McGrath earned a scholarship prior to the start of his freshman season at Kansas. He was the top reserve behind first-team All-America Jacque Vaughn in 1994-95 and Ryan Robertson as a senior.

The Jayhawks were a perfect 58-0 at Allen Fieldhouse in McGrath's career.

In 1997-98 McGrath was a tri-captain. McGrath roomed with current Tar Heel assistant coach Jerod Haase.

McGrath played in 112 career games, scored 82 points, had 113 assists and 35 steals. He had a better than 2:1 assist to turnover ratio, including 61 assists and just 24 turnovers as a senior. His first basket as a freshman came on a three-pointer at NC State's Reynolds Coliseum.

He was a two-time Academic All-Big 12 selection.

Colin Bryan (C.B.) McGrath was born Nov. 21, 1975, in Indianapolis, Ind. He is one of 20 members of his family who attended the University of Kansas.

McGrath attended Topeka West High School, where he earned 13 varsity letters in basketball, cross country, track and golf. He was the Kansas High School Player of the Year in basketball as a senior and placed in the top 10 in the state in cross country and golf.

He earned a B.A. in human biology and a master's degree in education. McGrath's wife, Kris, played tennis at KU, where she was the Big 12 Player of the Year. The couple have twin daughters, Kate and Addison, born in 2006. Their son, Hunter, was born in August 2008.



THE McGRATH FILE

- Also served as an assistant coach in 2004-05, 2006-07, 2008-09 and 2009-10 and Director of Basketball Operations in 2003-04, 2005-06 and 2007-08

- In his fourth season as head coach of the Carolina junior varsity team

- Supervises the administrative aspects of team clinics and the Roy Williams Carolina Basketball Camp

- Was a member of two NCAA Final Four teams at Kansas

- Began his career as a walk-on but earned a scholarship prior to his freshman season

- **Born:** November 21, 1975


- **Education:** Kansas, 1998; Kansas, 2000 (Master's)

- **Playing experience:** Kansas, 1994-98

- **Previous coaching experience:** Kansas (Administrative Assistant, 1999-2003); North Carolina (Director of Basketball Operations, 2003-04, 2005-06 and 2007-08; Assistant Coach 2004-05, 2006-07, 2008-09 and 2009-10)

- **Family:** Wife - Kris; Has twin daughters, Kate and Addison, born in 2006, and a son, Hunter, born in 2008

Kathy Smith



The McGrath Family — Addison, C.B., Kate, Kris and Hunter

Director of Basketball Operations

JOE HOLLADAY

8th Year at UNC

Joe Holladay

One of the nation's most experienced college basketball minds, Joe Holladay is in his eighth season with the Tar Heels and his 18th as a member of Roy Williams' coaching staff. Holladay is in his second season as Director of Basketball Operations after 16 years as an assistant coach.

Holladay's duties include a number of behind-the-scenes and operational duties, and he oversees the team's academic progress.

Holladay has worked closely over the years with the Tar Heel big men. Under Holladay's tutelage, Tyler Hansbrough and Sean May have earned national player-of-the-year honors.

Eighteen of Holladay's players have been selected in the first round of the NBA Draft and he helped recruit future first-round picks Hansbrough, Ty Lawson and Wayne Ellington. He has coached 27 first-team academic all-conference honorees in the last 14 years.

Holladay joined Williams at the University of Kansas prior to the 1993-94 season after 23 years as a high school coach, teacher and administrator.

A 1969 University of Oklahoma graduate with a degree in history, Holladay was a standout guard for the Sooners from 1966-69. As a senior he served as team captain. Holladay earned a master's degree in counseling in 1975 from East Central State University in Oklahoma.

He went to Kansas after working 13 years as head coach and eight years as athletics director at Jenks (Okla.) High School. Holladay previously served as a prep coach in the Oklahoma towns of Norman, Bartlesville, Tulsa, and Lindsay.

In 1998 Holladay was inducted into the Oklahoma High School Coaches Association Hall of Fame, and in 2002 he was inducted into the Oklahoma Basketball Coaches Association Hall of Fame.

Holladay was selected by the Chicago White Sox in the Major League Baseball Draft.

Holladay and his wife, Roi, have a daughter, Heather, who is married to David Vigil. The couple's son, Boston Vigil, was born in 2009. The Holladays' son, Mathew, is a graduate of the U.S. Military Academy and UNC's Kenan-Flagler Business School who works for Bank of America. He and his wife, Mishelle, live in Charlotte.

**THE HOLLADAY FILE**

- In his second year as director of operations after 16 years as an assistant coach under Roy Williams
- Is in his 18th year as a member of Williams' staff

- Has been named one of the top 25 recruiters in the nation among assistant coaches

- **Born:** September 14, 1947

- **Education:** Oklahoma, 1969; East Central State, 1975 (Master's)

- **Playing experience:** Oklahoma (1966-69)

- **Previous head coaching experience:** Jenks (Okla.) HS, 13 seasons; also served as a prep head coach in the Oklahoma towns of Bartlesville, Tulsa and Lindsay

- **Previous assistant coaching experience:** Kansas (1993-2003); North Carolina (2004-present)

- **Family:** Wife - Roi; Has a daughter, Heather, and a son, Mathew. Has a grandson, Boston, born in April 2009.

Robert Crawford

**The Holladay Family — David, Heather, Roi, Joe, Boston, Mishelle and Mathew**



BASKETBALL STAFF

JONAS SAHRATIAN Strength & Conditioning Coordinator



Among the top strength & conditioning coordinators in the college game, Jonas Sahratian (pronounced suh-RAY-shun) enters his seventh season with the Tar Heel men's basketball program. He previously served in the same capacity at the

University of Kansas for five seasons.

Sahratian coordinates strength and conditioning for men's basketball and also works with the diving team. He has been a part of three Final Fours and NCAA championships in 2005 and 2009 at Carolina.

He worked with Carolina head coach Roy Williams at Kansas from January 1999 to April 2003. He also coordinated strength and conditioning for the volleyball, swimming and diving teams at Kansas and assisted with football from 1999-2001.


A native of Detroit, Mich., Sahratian graduated from Western Michigan University in 1997 with a bachelor of science degree in exercise science. In 2000 he received his master's in exercise physiology from Kansas.

In addition to working with Kansas athletics, Sahratian interned for two years at the Chicago Bulls/Vermeil's Sports and Fitness in Deerfield, Ill. He worked in Chicago during the Bulls' championship seasons in 1996-97 and 1997-98.

He is a certified strength and conditioning specialist through the National Strength and Conditioning Association and a certified club coach through USA Weightlifting.

Sahratian and his wife, Grechen, have a daughter, Natalie, born in March 2010.

Jeffrey Camarati



The Sahratian Family — Grechen, Natalie and Jonas

CHRIS HIRTH Head Athletic Trainer



Chris Hirth is entering his third season as the head athletic trainer for men's basketball at UNC and his 15th year overall working in the Carolina athletic department.

In addition to his duties with the basketball team, Hirth is the supervising

staff athletic trainer for the UNC swimming and diving teams, supervisor of the Smith Center athletic training room and a guest lecturer in the Exercise and Sport Science Department. He is also a staff physical therapist with Carolina's Campus Health Services. In his tenure at UNC, Hirth has worked with the men's soccer, gymnastics, women's lacrosse and track and field squads. He was the athletic trainer for the 2001 Tar Heel men's soccer team that won the NCAA championship.

Hirth earned his BS in physical therapy from the University of Wisconsin-LaCrosse in 1989 and a MS in human movement science from UNC in 1994.

Hirth is a member of the National Athletic Trainers Association and the American Physical Therapy Association. He has a PES and CES through the National Academy of Sports Medicine.

Hirth is a native of Milwaukee, Wis. He and his wife Anna, have a son, Blake.

ERIC HOOTS Video Coordinator/ Director of Player Relations



Eric Hoots is in his seventh season as video coordinator and director of player relations in the UNC Basketball office. His duties include serving as a primary contact for former Tar Heel players, taping games and practices

and supervising day-to-day video needs. Hoots, a 2004 UNC graduate with a degree in African-American Studies and Interpersonal Communications, was a three-year Tar Heel letterman as a varsity manager from 2001-04. He served as head manager as a senior.

A native of Newton, N.C., Hoots attended Bandys High School in Catawba, where he played two years of varsity basketball.

Hoots earned his Master's in Sports Administration from Virginia Commonwealth University in 2010.

In 2009, he married the former Amy Howe, assistant director of tickets and parking for the Rams Club.

Jeffrey Camarati



The Hoots Family — Eric and Amy



The Hirth Family — Chris, Blake and Ana



Bobby Cooper
Head Manager



Ryan Riedel
Manager



Katherine Johnson
Manager



Mary Youngblood
Manager



Griffin Pugh
Manager



Teon Watson
Manager



Kaye Chase
Office Staff



Nadia Lynch
Office Staff



Cynthia Stone
Office Staff



Dr. Mario Ciocca
Director of
Sports Medicine



Dr. Tom Brickner
Team Physician



Dr. Alex Creighton
Team Orthopaedist



Angie Bitting
Smith Center
Director



Clara Andrews
Smith Center
Operations Assistant



Randy Young
Smith Center
Maintenance Director



Ronnie Sykes
Smith Center Security



JENN TOWNSEND
Academic Advisor



Jenn Townsend is in her second season as an academic advisor at Carolina, working with the men's basketball and women's swimming and diving teams.

Townsend previously spent three years at the University of Minnesota, where she was an academic counselor for the men's and women's basketball and softball squads.

Prior to her stint with the Golden Gophers, she worked for nearly four years at Indiana University, where she was an academic advisor for the men's and women's basketball, men's and women's soccer, baseball and field hockey teams. She also spent one year as a high school social studies teacher in Ann Arbor, Mich.

A 1998 graduate of the University of Pittsburgh, Townsend earned an M.A. from the University of Michigan in 2000. She is a native of Saginaw, Mich.

Jeffrey Camarati



Smith Center Maintenance Staff (left to right): Billy Modlin, Danny Maddox, Chris Sparrow, Mitchell Kivett, Ron Pendleton, Randy Young, Michael Copeland, Chad Wade, Jonathan Guthrie, David Thomas

ACADEMIC EXCELLENCE

SUCCESS OFF THE COURT

- Every senior during Roy Williams' years at Carolina has graduated or is on track to receive his degree.



- Tyler Zeller has been named to the ACC All-Academic Team in every year of his career.

- In May 2010 the NCAA honored the Carolina's men's basketball team for having an Academic Progress Rate in the top 10 percent nationally. The Tar Heels scored a perfect 1,000 APR in 2008-09 and had the highest APR in the ACC for the four-year period from 2005-06 to 2008-09.

- U.S. News & World Report has consistently ranked UNC in the top five nationally among public universities and in the top 30 of all colleges.

- In 2009, Chapel Hill was ranked America's "Smartest College Town" by TheDailyBeast.com, which praised Carolina's business and medical schools. Chapel Hill has the highest percentage in the nation of adults over age 25 with graduate degrees (44 percent).


- UNC has ranked first in Kiplinger's Personal Finance magazine's survey of schools that "deliver strong academics at affordable prices" every year since 1998. The magazine calls Carolina "an academic superstar that competes with the Ivies."



2009 NCAA Champions at Commencement


ACADEMIC AND ON-COURT NATIONAL CHAMPIONS: The website "Inside Higher Ed" filled out a 2009 NCAA Tournament bracket based on the NCAA's APR ratings, and Carolina was declared champion.





"For a long time, Carolina basketball has represented the idea that you can win, and you can win big, and you can win big with kids who graduate and do it within the rules. It's a program that reflects well not just on the school and the conference but on the sport itself. Carolina basketball shows that big-time sports can work. It has been a model program and it continues to be a model program."

- Jim Delany, (UNC '70 and commissioner of the Big Ten Conference)



Marcus Ginyard, with A.D. Dick Baddour, was a recipient of the Carolina Leadership Academy's highest honor.



As the nation's premier leadership development program in collegiate athletics, the Carolina Leadership Academy develops, challenges and supports student-athletes, coaches and staff in their continual quest to become world class leaders in athletics, academics and life.

"I absolutely believe that what I learned as a Carolina basketball player is transferrable to the business world. When I became CEO, we did a lot of leadership training. In that training I talked a good deal about the values of the Carolina program, and about what I learned and how I apply it to business. The discipline, values, teamwork and a lot of the organization can easily be applied to the business world from the culture that Coach Smith created and is still in practice at Carolina today."

- Bill Harrison (UNC '64), former CEO of JP Morgan/Chase

Carolina Student-Athlete Center for Excellence

In May of 2010, the University of North Carolina Board of Trustees approved the Carolina Student-Athlete Center for Excellence, a five-story privately financed structure that will be built in Kenan Stadium's east end zone to house the academic support-center for student-athletes, the Carolina Leadership Academy, Olympic sports' strength and conditioning center, visiting locker room, club seats and individual suites.

Construction began immediately on the project that is expected to take roughly 15 months to complete in time for the start of the 2011 football season. The Center for Excellence will replace the Kenan Fieldhouse, which was built in 1927.



NORTH CAROLINA

THE FIRST STATE UNIVERSITY

"If a moviemaker needs an idyllic setting for a film about college life, Chapel Hill might just take the prize."

- Newsweek magazine





- UNC has been ranked as the fifth best public university in U.S. News & World Report's 2010 "Best Colleges" guidebook for the ninth consecutive year.

- UNC was ranked among 25 "New Ivy" campuses in the 2007 Kaplan/Newsweek "How to Get into College Guide." Includes schools with first-rate academic programs fueling their rise in national stature.

- UNC ranks first among the 100 U.S. public colleges and universities that offer the best combination of top-flight academics and affordable costs as ranked by Kiplinger's Personal Finance magazine in January 2010. UNC has ranked first every time since Kiplinger's began its periodic ranking in 1998.

- UNC ranks second among major U.S. universities in the percentage of African-American students in the 2008 first-year class, according to The Journal of Blacks in Higher Education. Carolina had held the No. 1 spot for 6 of the previous nine years.

- In fall 2009, Carolina enrolled 3,960 first-year students drawn from a record 23,047 applications - a 21 percent increase over the past five years. Nearly 80 percent of the first-year students were in the top 10 percent of their high school classes; almost 44 percent were among the top 10 students in their graduating classes. In all, Carolina enrolled 17,981 undergraduates. Total enrollment is currently 28,916.

- Carolina's 273,684 alumni live in all 50 states and 152 countries. More than 147,800 of those alumni live in all 100 North Carolina counties.





I'M A TAR HEEL. It's a simple statement—a phrase that can mean something different for each person who says it. Underlying it is a thread common to each member of the Carolina Family. That underlying thread is the commitment each Tar Heel has to do things the Carolina Way—with great integrity, a dedication to fellow Tar Heels, an unwavering loyalty to Carolina, and a commitment to excellence.

The Carolina Way also entails a commitment to excellence—a commitment that is unrivaled elsewhere. It is evident in Carolina's 37 team national championships, 54 individual national championships, and numerous conference titles. It is evident in the classroom as Carolina boasts an outstanding 85 percent graduation rate among student-athletes. It is evident in the community as Tar Heel student-athletes and staff performed more than 20,000 hours of community service last year.



THE RAMS CLUB

THE RAMS CLUB shares the commitment to a high level of excellence that is characteristic of this University. The Rams Club supports Carolina's broad-based athletics program by offering scholarship and program support assistance to more than 450 student-athletes in 28 varsity sports each year.

As a Rams Club member, you can enjoy the pride of investing in our student-athletes and their success. Your renewed membership in The Rams Club gives our outstanding student-athletes an opportunity to give their own definition of what it means **TO BE A TAR HEEL.**



CAROLINA FAMILY

ONCE A TAR HEEL, ALWAYS A TAR HEEL



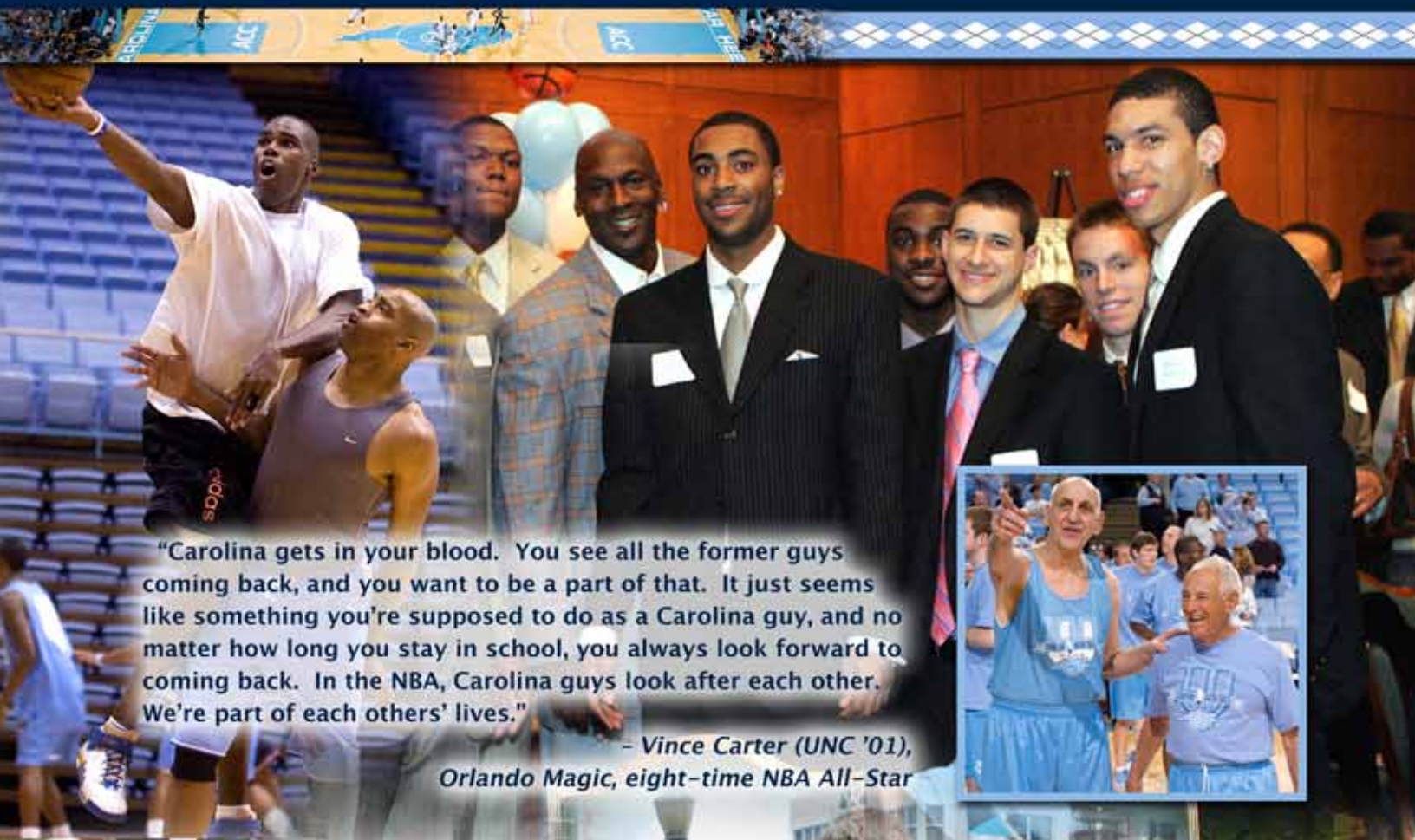
"What's unique is the unity and the bond established in the short time you are at the University. It's a family atmosphere. You find yourself taking care of family members. It's hard for people outside of that to understand, but as long as people within understand it's something we cherish, no matter what happens to us or where we go. You will always cherish that relationship from the University of North Carolina."

- Michael Jordan

"I'm thankful that I can look back over my four years and I have 30 brothers that I can count on when I need them. But what is special about that, relative to other programs, is not only do I have the guys I played with that I consider brothers, but I can talk to somebody who played 30 years before me or 20 years after me, and we still have that same bond."

- Jeff Denny (UNC '90)





"Carolina gets in your blood. You see all the former guys coming back, and you want to be a part of that. It just seems like something you're supposed to do as a Carolina guy, and no matter how long you stay in school, you always look forward to coming back. In the NBA, Carolina guys look after each other. We're part of each others' lives."

- Vince Carter (UNC '01),
Orlando Magic, eight-time NBA All-Star



**The Bahamas
August 2010**

The team spent five days on Paradise Island, playing two exhibition games while enjoying all the fun of the Atlantis Resort.

WHY CAROLINA?

THE TAR HEEL TRADITION OF EXCELLENCE

Carolina ...

- 6 national championships
- 18 NCAA Final Fours
- 11 National Players of the Year
- 34 first-team All-Americans
- 17 ACC Tournament titles
- 27 ACC regular-season crowns
- 13 ACC Players of the Year
- 9 Naismith Hall of Famers
- 41 NBA championship rings
- No. 2 all-time in NCAA wins
- 40 NBA first-round draft picks

The Tar Heels played a pick-up game with President-to-be Barack Obama.



"Being a Carolina basketball player is that pride you have, the tradition of winning, being a part of something so special. That feeling of running out of the tunnel in the Smith Center is amazing. I remember the first time I did it. I was speechless. It's been a dream of mine to play at Carolina my whole life, so to run out of that tunnel every game is a special feeling."

— Marvin Williams, Atlanta Hawks

“Carolina now sets the standard for every other program in the country.”

— Dick Weiss
New York Daily News
April 7, 2009



• Carolina topped *Forbes* magazine's March 2010 rankings of the 20 most valuable teams in college basketball, based on the program's \$17.7 million profit for the 2008–09 season, which was 70 percent higher, on average, than the rest of the top 20.

• In late 2009, *Sports Illustrated* and Fox named Tyler Hansbrough the top player and Roy Williams the best men's basketball coach of the 2000s decade. *SI.com* chose Williams eighth overall among coaches in all sports for the decade and ESPN named Carolina the program of the decade. The Tar Heels went to four Final Fours and won two NCAA titles in the 2000s.

• The Nov. 2009 issue of *ESPN the Magazine* polled 100 Division I men's basketball players. North Carolina was the overwhelming favorite as the “Best Program in the Country,” winning 62 percent of the vote. The rest of the top five — Duke (nine percent), Kentucky (seven), Kansas (five) and UCLA (four) — combined for 25 percent of the votes.

• *Sports Illustrated* picked the best 25 sports franchises from the 2000s in Dec. 2009 and chose Carolina as its top men's basketball team. The magazine called UNC “the nation's most dominant program.”



“Simply put, North Carolina has everything you want in a basketball program: tradition, historical success, current success, an enormous and passionate fan base, quality facilities, complete national recruiting reach and a Hall of Fame coach who already has won a national title at the school.”

— ESPN.com, 2007



UNC ATHLETICS ADMINISTRATION



HOLDEN THORP CHANCELLOR

At Carolina, Holden Thorp has been an undergraduate student, a chemistry professor, a planetarium director, an inventor and entrepreneur, as well as a dean. He graduated with honors, won teaching awards, led a powerhouse chemistry department, developed technology for electronic DNA chips, founded spin-off companies, and succeeded as an

administrator.

Now, as the 10th chancellor, Thorp draws from all of those experiences in leading Carolina, which is among the great research universities in the United States and the world.

A North Carolina native, Thorp grew up in Fayetteville in a family steeped in Carolina traditions dating to the 1800s. When graduation from Terry Sanford High School approached, there was only one school on his college application list – UNC. He earned a bachelor of science degree with honors in 1986.

Attending a world-class research university – where research and teaching are done by the same people – gave Thorp opportunities to work in chemistry labs with some of UNC's best faculty. Those experiences inspired him to become a professor. He pursued that dream at the California Institute of Technology, where he earned a doctorate in chemistry in 1989, and at Yale University for postgraduate work. After teaching a year at NC State, he returned to UNC in 1993.

Before becoming chancellor in 2008, Thorp served a year as dean of the College of Arts and Sciences. He chaired the chemistry department, led a \$17 million fundraising effort for the Carolina Physical Science Complex as faculty director and was director of the Morehead Planetarium and Science Center.

An accomplished musician who plays jazz bass and keyboard, Thorp is married to Patti Worden Thorp, a Hope Mills native and UNC Greensboro graduate. Their children are John and Emma.

“Carolina students are inspired to tackle the greatest problems facing the world.”

— Holden Thorp



DICK BADDOUR ATHLETIC DIRECTOR

Goldsboro native and Tar Heel alumnus Dick Baddour is in his 14th year as Director of Athletics and his 44th at the University of North Carolina. He directs one of the most successful and respected programs in the country, known for its commitment to academic integrity and competitive excellence in men's and women's sports.

Under his direction, the Tar Heels have won 13 national championships, including seven in women's soccer, three in field hockey, two in men's basketball and one in men's soccer, won two football bowl games and had numerous Top 10 national finishes in Olympic Sports. Nineteen UNC men's and women's teams have combined for 62 ACC championships, more than any other school in that time. UNC has led the league in the number of team championships seven times.

Last year, the Tar Heels finished seventh nationally in the Learfield Directors Cup. The seventh-place finish in the Directors Cup marked the eighth top 10 finish by the Tar Heels in the last nine years, including top four showings in 2006, 2007 and 2009. By comparison, the other 11 ACC schools have combined for eight top 10 finishes in the 17-year history of the Directors Cup.

Academically, 23 of Carolina's sports exceeded the national average in the NCAA's Academic Progress Rating.

Baddour began his UNC career in 1967 as assistant dean of men. He spent 11 years as John Swoford's top assistant before being named the Director of Athletics on June 25, 1997.

Baddour and his wife, Lynda, have three children. Allen, a superior court judge for Orange and Chatham Counties, and his wife, Holly, have two sons, Henry and Jack; David, an attorney with RTP-based Womble-Carlyle, and his wife, Carey, have two daughters, Lauren and Julia, and a son, Johnathan; Jennifer, a family therapist in private practice in Cary, and her husband, Kevin Snead, have a son, William, and a daughter, Lynley.

CAROLINA NACDA CUP FINISHES

1997-98	Tied 2nd
1998-99	Tied 17th
1999-2000	5th
2000-01	15th
2001-02	4th
2002-03	8th
2003-04	7th
2004-05	9th
2005-06	4th
2006-07	3rd
2007-08	14th
2008-09	2nd
2009-10	7th

CAROLINA'S NCAA CHAMPIONSHIPS SINCE 1997

Men's Basketball: 2005, 2009
Field Hockey: 1997, 2007, 2009
Women's Soccer: 1997, 1999, 2000, 2003, 2006, 2008, 2009
Men's Soccer: 2001



Jeffrey Camarati


Chancellor Thorp (right) and Dick Baddour officially retired Tyler Hansbrough's No. 50 jersey on Feb. 10, 2010.

CAROLINA ATHLETICS EXECUTIVE STAFF


Dick Baddour, <i>Athletic Director</i>
Larry Gallo, <i>Senior Associate Athletic Director</i>
Martina Ballen, <i>Senior Associate A.D./Business & Finance</i>
John Blanchard, <i>Senior Associate A.D./Student-Athlete Services</i>
Beth Miller, <i>Senior Associate A.D./Olympic Sports</i>
John Montgomery, <i>Senior Associate AD/Rams Club President</i>
Willie Scroggs, <i>Senior Associate A.D./Operations & Facilities</i>
Clint Gwaltney, <i>Associate A.D./Smith Center & Ticket Operations</i>
Steve Kirschner, <i>Associate A.D./Communications</i>
Rick Steinbacher, <i>Associate A.D./Marketing & Promotions</i>
Michael Beale, <i>Assistant A.D./Director of Marketing</i>
Mike Bunting, <i>Assistant A.D./Facility Planning & Management</i>
Jeff Connors, <i>Assistant A.D./Strength & Conditioning</i>
Ellen Culler, <i>Assistant A.D./Football & Olympic Sports Operations</i>
Amy Herman, <i>Assistant A.D./Compliance & Financial Services</i>
Cricket Lane, <i>Assistant A.D./Student-Athlete Development</i>
Susan Maloy, <i>Assistant A.D./Eligibility & Certification</i>

CAROLINA IN THE COMMUNITY

THE TAR HEELS GIVE BACK



Head coach Roy Williams closes every postgame team prayer with the following reminder: "We realize we are more fortunate than others." Says Williams: "One of my teachers said you should try to leave every place better than when you got there. That's something that is very important, and I want our players to realize there is more than basketball in the world."

- 
- The Marvin Williams Family Center will be named after the former Tar Heel for the support he's given the Emmanuel Apostolic Church in his hometown of Bremerton, Wash.
 - Roy Williams' Fast Break Against Cancer breakfast has raised over a million dollars in five years to benefit the Lineberger Comprehensive Cancer Center.
 - The Tar Heels devote time during the season to charity work, including an annual Special Olympics clinic, a holiday kids clinic, a holiday shopping trip for underprivileged families and turkeys for area shelters at Thanksgiving.
 - Jawad Williams spends many of his off-days during the season at the Glenville Recreation Center in Cleveland, mentoring inner-city kids. He has bought uniforms, shoes, trophies, food and clothes for youths that visit the center, saying, "I never had that growing up. A lot of these kids don't really have anything to look up to or aim for. Basketball has opened up a lot of doors for me."



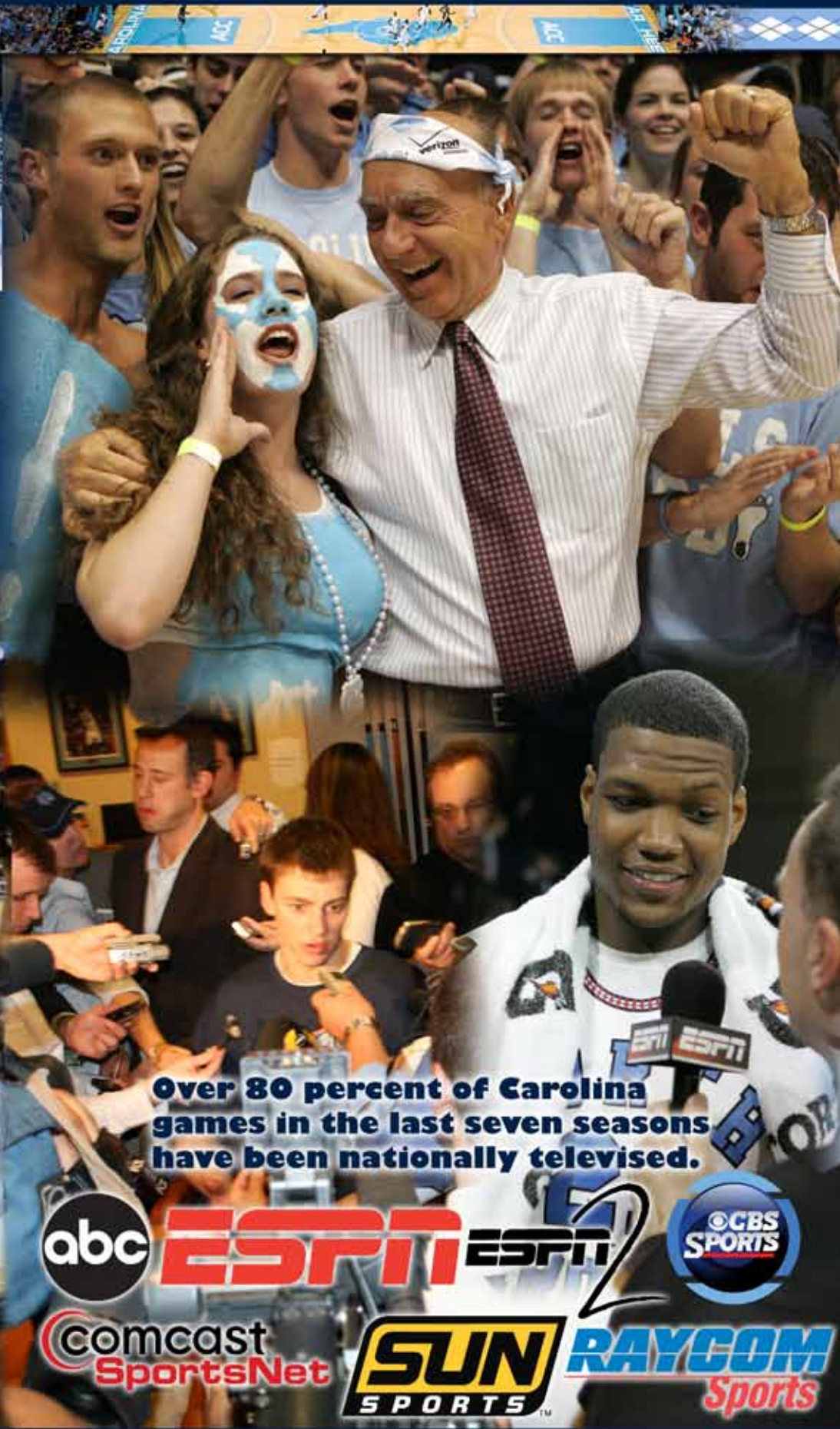
NATIONAL EXPOSURE

UNC BASKETBALL STAYS IN THE SPOTLIGHT




Upper Deck produced a Carolina Basketball trading card set in 2010.






Over 80 percent of Carolina games in the last seven seasons have been nationally televised.



CAROLINA'S S.I. COVERS

TAR HEELS ARE FREQUENT SUBJECTS



MARCH 6, 1995 • \$2.95 (CAN. \$3.95)



TAR HEELS IN BROADCASTING

THRIVING IN FRONT OF THE CAMERA OR MIC

A photograph of Hubert Davis, a Tar Heel, sitting at a desk in a broadcast booth. He is wearing a light-colored suit and tie, and is looking towards the camera. Behind him, a large crowd of fans in blue clothing is visible, many of whom are cheering and clapping.

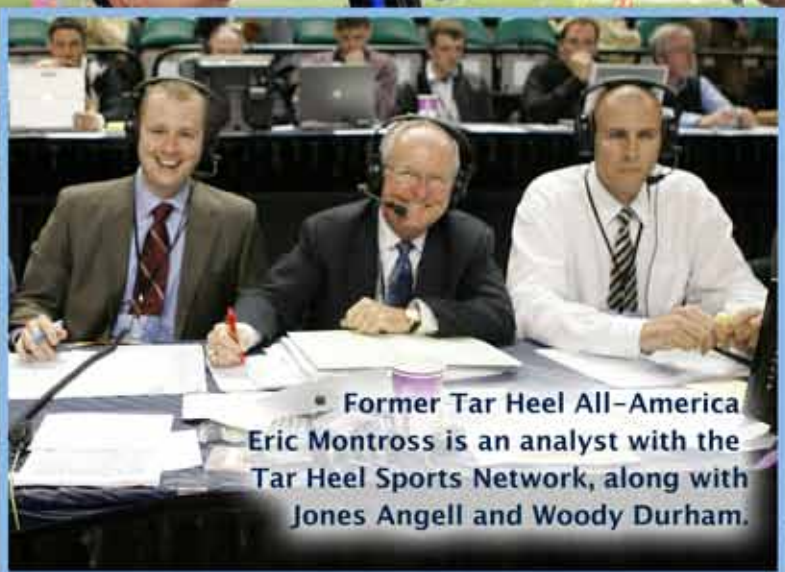
Tar Heel Hubert Davis is part of the ESPN College Gameday crew.

A circular logo for ESPN College Gameday. The logo features the ESPN logo at the top, followed by the words "COLLEGE GAMEDAY" in a large, bold, sans-serif font. Below the logo is a red banner with the "State Farm" logo in white.

Jerry Stackhouse played with the Milwaukee Bucks in 2009-10 and hosted a national radio show, "Stack's House," on Sirius XM satellite radio.



Former National Player of the Year Kenny Smith is part of Turner Sports' popular "Inside the NBA" studio program.

A photograph of three men sitting at a desk in a broadcast booth. They are all wearing headsets and are looking towards the camera. The man in the center is wearing a dark suit and tie, and is smiling. The man on the left is wearing a light-colored suit and tie, and the man on the right is wearing a white shirt and tie. There are papers and a microphone on the desk in front of them.

Former Tar Heel All-America Eric Montross is an analyst with the Tar Heel Sports Network, along with Jones Angell and Woody Durham.

A photograph of Brad Daugherty, a former Tar Heel and former No. 1 overall pick in the 1986 NBA Draft, sitting at a desk in a broadcast booth. He is wearing a dark suit, a white shirt, and a patterned tie. He is smiling and has his hands raised in a celebratory gesture. The background is a blurred studio setting.

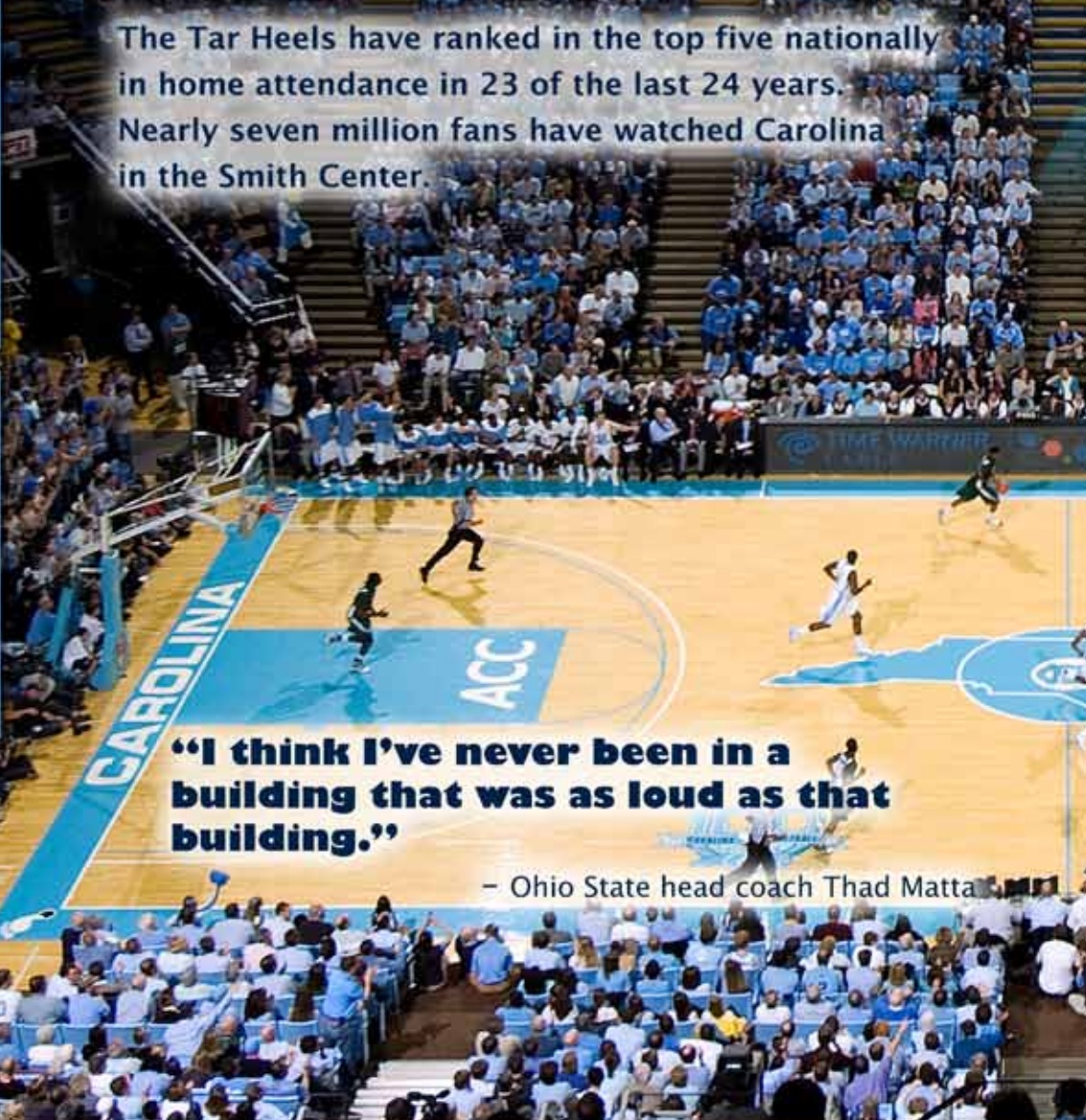
Brad Daugherty, a UNC All-America and the No. 1 overall pick in the 1986 NBA Draft, is one of ESPN's top NASCAR analysts

THE DEAN E. SMITH CENTER

AN OVER-THE-TOP ATMOSPHERE



The Tar Heels have ranked in the top five nationally in home attendance in 23 of the last 24 years. Nearly seven million fans have watched Carolina in the Smith Center.



“I think I’ve never been in a building that was as loud as that building.”

– Ohio State head coach Thad Matta



University of North Carolina 26-0 1984 NATIONAL CHAMPIONS	University of North Carolina NCAA 32-0 1957 NATIONAL CHAMPIONS	University of North Carolina NCAA 32-2 1982 NATIONAL CHAMPIONS	University of North Carolina NCAA 34-4 1993 NATIONAL CHAMPIONS	University of North Carolina NCAA 33-4 2005 NATIONAL CHAMPIONS	University of North Carolina NCAA 34-4 2009 NATIONAL CHAMPIONS
--	--	--	--	--	--

“This is one heck of a homecourt advantage.”

Connecticut head coach Jim Calhoun



Carolina students receive approximately 6,000 tickets for home games, more than at any other ACC school.

UNMATCHED FACILITIES

THE BEST OF EVERYTHING

The Tar Heels receive top-notch training and instruction from strength & conditioning coordinator Jonas Sahratian, formerly of the NBA's Chicago Bulls. The weight room was expanded and remodeled in 2009.



A hydrotherapy area adjacent to the Tar Heel lockerroom enhances players' recovery and regeneration after practices and games. The area includes thermal and polar plunge pools that hold 750 gallons of water per pool.

The Players' Lounge



Ribbon boards and top-of-the-line video boards have been added to the Smith Center in recent years.



Peebles Practice Gym

The Carolina Basketball offices in the Smith Center underwent an \$8.5 million renovation after the 2010 season and now include expanded areas for tutoring sessions, team gatherings and film study.



THE DEAN E. SMITH CENTER

Jeffrey Camarati



The 2010-11 season is the 26th in which the Tar Heels will play in the Dean E. Smith Center. UNC has played 348 games in the Smith Center in front of a combined audience of nearly seven million fans. Carolina is 292-56 in the Smith Center, an impressive winning mark of 83.9 percent.

The Tar Heels have been in the top five in the national attendance leaders in 23 of the last 24 seasons.

The first game in the Smith Center featured No. 1 Carolina defeating No. 3 Duke, 95-92, in a battle of unbeaten teams on Jan. 18, 1986. The first Tar Heel basket was scored by Carolina center Warren Martin off a pass from Kenny Smith.

The Tar Heels have a 97-15 record (86.6) in the Smith Center in Roy Williams' seven years as head coach. Dean Smith led the Tar Heels to a 133-17 record (88.7) in the building that bears his name.

RECENT RENOVATIONS

The Smith Center has undergone a number of improvements to keep it on the cutting edge of basketball arenas.

The men's basketball offices were completely renovated and expanded prior to the 2010-11 season while the team's varsity hallway also received a face-lift.

The arena's lights and sound system were replaced

and the training, weight and equipment rooms were expanded and renovated for 2009-10. A hydrotherapy room was added for the 2008-09 season.

In January 2008, the Carolina Basketball Museum opened in the new Williamson Athletics Center, adjacent to the Koury Natatorium. For photos and information about the museum, see CarolinaBasketballMuseum.com.

In 2006-07, the seats in the lower level and upper level ring were replaced. The playing floor was completely refinished and refurbished for the 2007-08 campaign.

Four high-resolution video boards were installed for the 2005-06 season. The boards measure 17.8 feet x 23.6 feet. At the same time, two 50-foot ribbon boards were added to the fascia around the upper level and a 40-foot video board was added to the front of the scorer's table.

In 2000-01, a standing-room-only section reserved for students opened on the baseline closest to the Carolina bench. The Rams Club funded a \$150,000 renovation that allowed approximately 400 students

CAROLINA IN THE SMITH CENTER

Year	Overall Record	ACC Record
1985-86	6-1	5-1
1986-87	13-0	7-0
1987-88	9-2	6-1
1988-89	12-2	6-1
1989-90	11-2	5-2
1990-91	11-2	5-2
1991-92	13-2	6-2
1992-93	12-0	8-0
1993-94	14-1	7-1
1994-95	12-1	7-1
1995-96	9-3	5-3
1996-97	11-1	7-1
1997-98	12-1	7-1
1998-99	12-2	6-2
1999-00	7-5	5-3
2000-01	12-2	7-1
2001-02	6-9	3-5
2002-03	13-5	5-3
2003-04	12-2	6-2
2004-05	15-0	8-0
2005-06	13-4	5-3
2006-07	16-1	7-1
2007-08	14-2	6-2
2008-09	14-1	7-1
2009-10	14-5	3-5
Totals	292-56	149-44
	(83.9)	(77.2)

✓ Record versus non-conference opponents is 143-12 (92.3).
 ✓ All-time Smith Center attendance is 6,996,463.

to move courtside.

In May 1980, the Department of Athletics, in conjunction with the Educational Foundation, embarked on a mission to raise millions of dollars from private donations to construct an arena. The real inspiration for the fund-raising effort came from the campaign chairman, the late Hargrove "Skipper" Bowles.

Six years, 2,362 donors and over \$34 million later, the premiere basketball arena in America became a reality. Dedicated in September 1986 as the Dean Edwards Smith Center, the 300,000-square-foot structure stands on seven and one-half acres of the University's south campus. Over 20,000 cubic yards of rock were removed to make room for the 340-foot-wide, 380-foot-long and 140-foot-high building.

Below: The basketball offices at the Smith Center went under extensive renovations in 2010.



Bob Doman



LATE NIGHT WITH ROY

SEASON KICKS OFF WITH AN EVENING OF FUN



Before the Tar Heels open each season, they take to the court for an evening of fun at a packed Smith Center. Emceed by ESPN's Stuart Scott, a UNC alum, the event includes skits and other amusements.



BASKETBALL MUSEUM

CELEBRATING CAROLINA'S PROUD HISTORY



- Opened in January 2008, the Carolina Basketball Museum features artifacts, videos, photos and statistical and historical panels that highlight the history of the Carolina basketball program. The museum experience begins with a six-minute theater presentation and includes video tributes to Dean Smith, Roy Williams, Phil Ford, Tyler Hansbrough, Michael Jordan and the history of UNC Basketball.
- The museum includes interactive presentations highlighting Carolina's six national titles, 18 Final Four appearances, 17 Atlantic Coast Conference Tournament championships and many of the greatest games and most exciting finishes in Tar Heel history.
- The museum is open on game days and is a must-see attraction for Tar Heel fans.



UNC IN THE HALL OF FAME

TAR HEEL HONOREES SPAN DECADES




With Hall of Fame members Dean Smith and Larry Brown looking on, UNC coach **Roy Williams** was inducted into the Basketball Hall of Fame in 2007.

NBA.com



Larry Brown



Frank McGuire



Billy Cunningham





Dean Smith

Michael Jordan

James Worthy

Ben Carnevale

Bob McAdoo

PLAYERS OF THE YEAR

THE NATION'S BEST WEAR CAROLINA BLUE



Tyler Hansbrough
is UNC's most recent
National Player of the
Year, winning consensus
honors in 2008.




Phil Ford
1978



Sean May
2005

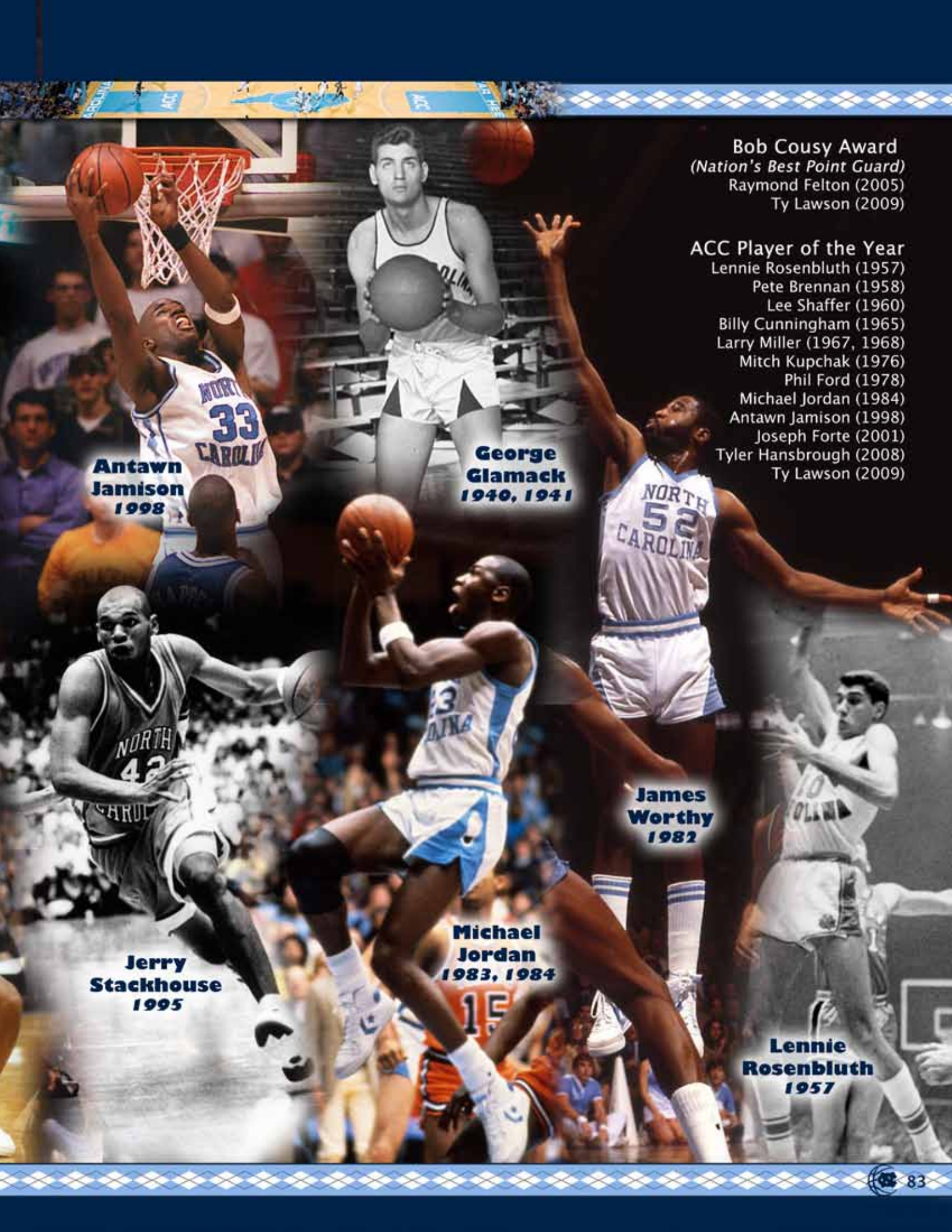


Jack Cobb
1926



**Kenny
Smith**
1987





Bob Cousy Award
(Nation's Best Point Guard)
Raymond Felton (2005)
Ty Lawson (2009)

ACC Player of the Year
Lennie Rosenbluth (1957)
Pete Brennan (1958)
Lee Shaffer (1960)
Billy Cunningham (1965)
Larry Miller (1967, 1968)
Mitch Kupchak (1976)
Phil Ford (1978)
Michael Jordan (1984)
Antawn Jamison (1998)
Joseph Forte (2001)
Tyler Hansbrough (2008)
Ty Lawson (2009)

**Antawn
Jamison**
1998

**George
Glamack**
1940, 1941

**James
Worthy**
1982

**Jerry
Stackhouse**
1995

**Michael
Jordan**
1983, 1984

**Lennie
Rosenbluth**
1957

RETIRED JERSEYS

JACK COBB & #20 GEORGE GLAMACK



The Cobb File

- 1926 National Player of the Year
- UNC's first three-time first-team All-America
- Helped lead Carolina to the 1924 Helms Foundation national championship



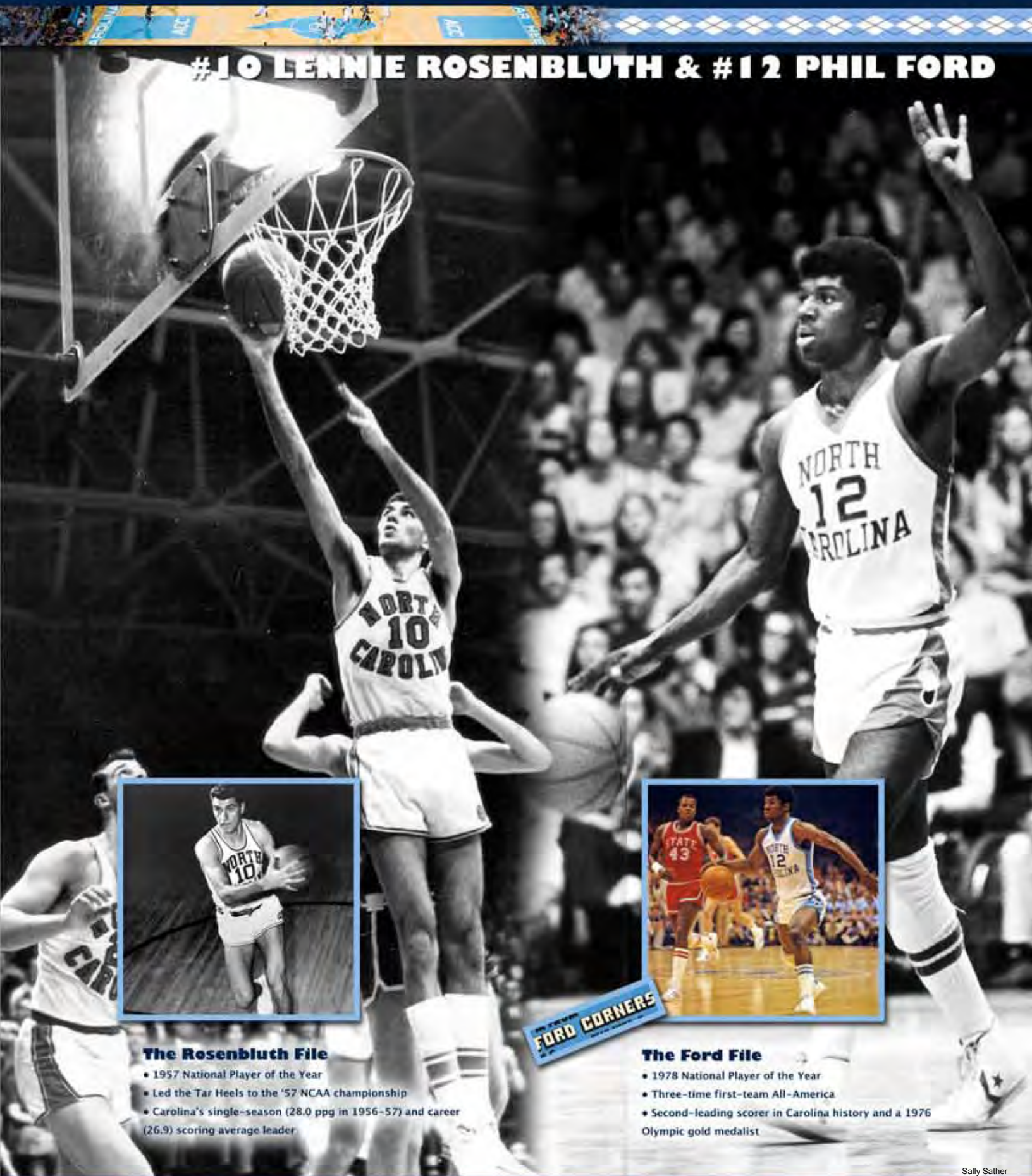
Hugh Morton

The Glamack File

- 1940 and 1941 National Player of the Year
- 1940 and 1941 first-team All-America
- Nicknamed "The Blind Bomber"



#10 LENNIE ROSENBLUTH & #12 PHIL FORD



The Rosenbluth File

- 1957 National Player of the Year
- Led the Tar Heels to the '57 NCAA championship
- Carolina's single-season (28.0 ppg in 1956-57) and career (26.9) scoring average leader



FORD CORNERS

The Ford File


- 1978 National Player of the Year
- Three-time first-team All-America
- Second-leading scorer in Carolina history and a 1976 Olympic gold medalist



RETIRED JERSEYS

#52 JAMES WORTHY & #23 MICHAEL JORDAN


Sally Sather




The Worthy File

- 1982 National Player of the Year
- Naismith Hall of Fame
- Most Outstanding Player of 1982 Final Four, leading UNC to '82 NCAA championship

Bob Donnan



Sally Sather



The Jordan File

- 1983 and 1984 National Player of the Year
- Naismith Hall of Fame
- Named ESPN's greatest athlete of the 20th Century
- Hit winning shot in 1982 NCAA title game

Sports Illustrated



#33 ANTAWN JAMISON & #50 TYLER HANSBROUGH



Grant Halverson



The Jamison File

- Unanimous 1998 National Player of the Year
- Led Carolina to ACC titles and Final Four appearances in 1997 and 1998
- Three-time first-team All-ACC choice



Bob Donnan



The Hansbrough File

- 2008 National Player of the Year
- Four-time first-team All-America and All-ACC pick
- Led the Tar Heels to the 2009 NCAA championship
- ACC's all-time leading scorer



SMITH CENTER JERSEYS



Vince Carter




Bill Chamberlain



Hugh Morton



George Karl





Billy Cunningham

- Carolina's Honored Jerseys**
- Cartwright Carmichael ('24)
 - #00 • Eric Montross ('94)
 - #00 • Brendan Haywood ('01)
 - #2 • Raymond Felton ('06)
 - #5 • Ty Lawson ('10)
 - #8 • Jim Jordan ('46)
 - #11 • Larry Brown ('63)
 - #12 • Lee Shaffer ('60)
 - #13 • John Dillon ('48)
 - #15 • Vince Carter ('99)
 - #21 • Mitch Kupchak ('76)
 - #21 • Donald Williams ('95)
 - #22 • York Larese ('61)
 - #22 • Bob Lewis ('67)
 - #22 • Wayne Ellington ('10)
 - #24 • Walter Davis ('77)
 - #30 • Al Wood ('81)
 - #30 • Kenny Smith ('87)
 - #30 • Rasheed Wallace ('97)
 - #31 • Bill Chamberlain ('72)
 - #31 • Mike O'Koren ('80)
 - #32 • Billy Cunningham ('65)
 - #32 • Rashad McCants ('06)
 - #33 • Charles Scott ('70)
 - #34 • Bobby Jones ('74)
 - #34 • J.R. Reid ('90)
 - #34 • George Lynch ('93)
 - #35 • Pete Brennan ('58)
 - #35 • Doug Moe ('61)
 - #35 • Robert McAdoo ('73)
 - #40 • Tommy Kearns ('58)
 - #40 • Joseph Forte ('03)
 - #41 • Sam Perkins ('84)
 - #42 • Brad Daugherty ('86)
 - #42 • Jerry Stackhouse ('97)
 - #42 • Sean May ('06)
 - #44 • Larry Miller ('68)
 - #44 • Dennis Wuycik ('72)
 - #45 • Tommy LaGarde ('77)



Bobby Lewis

Larry Miller




Sally Sather

Mike O'Koren



Getty Images

Rasheed Wallace



Sally Sather

Brad Daugherty




SMITH CENTER JERSEYS

Sally Sather



Charles Scott



Walter Davis

Mitch Kupchak

Criteria for Retired and Honored Jerseys

✓ Retired

- National Player of the Year (Associated Press, NABC, USBWA, The Sporting News, Wooden Award, Naismith Award)

✓ Honored

- ACC Player of the Year
- First- or second-team All-America
- Most valuable player of NCAA Tournament winning team (as voted by coaches and teammates)
- Most Outstanding Player of the NCAA Final Four
- Olympic gold medalist



Sally Sather

Sam Perkins



Jeffrey Camarari


Lennie Rosenbluth
Pete Brennan



Bob Donnan

Donald Williams






Kenny Smith

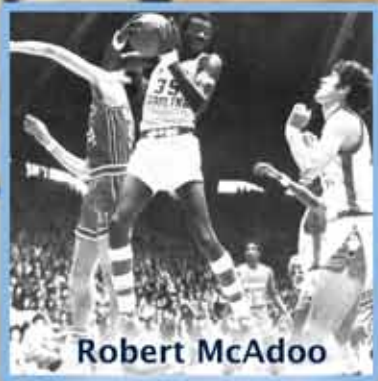
"Every time I come in the Smith Center, I sneak a look up there every couple of minutes. I just have to make sure it's still up there, that the big number 33 is still hanging. When I see it up there, it takes me back to coming into Carolina with a bald head and a little mustache. Even at the time, you knew you were going to treasure those memories forever. When I was walking off the court the night of the alumni game (in 2009), I grabbed my son and took a second and pointed out that jersey with 'Jamison' on the banner. There are no words to describe what that felt like. I felt like I was showing him the past and the future all at the same time."

—Antawn Jamison

Al Wood




Bobby Jones



Robert McAdoo




Joseph Forte



York Larese

CAROLINA BASKETBALL TIMELINE



Two-time All-America George "The Blind Bomber" Glamack once scored 45 points in a game and led Carolina to its first NCAA Tournament appearance in 1941.

Jan. 27, 1911: Carolina defeats Virginia Christian, 42-21, in first game.

Feb. 20, 1915: Lynchburg YMCA wins 63-20, the most lopsided loss in UNC history (43 points).

Feb. 28, 1922: Cartwright Carmichael and Monk McDonald lead UNC to a 40-26 win over Mercer for Southern Conference (SoCon) Tournament title.

March 4, 1924: 26-16 win over Alabama wins SoCon title and caps 26-0 season. Helms Foundation later selects Carolina as national champions.

Feb. 18, 1926: A 17-8 loss to NC State marks the fewest points in UNC history, but two weeks later, Carolina beats Mississippi State to win the SoCon Tournament.

Feb. 10, 1941: Two-time All-America George Glamack scores a record 45 points in 76-53 win over Clemson. Later that year, UNC loses to Pittsburgh and Dartmouth in first-ever NCAA Tournament appearance.

March 21, 1946: 57-49 win over NYU in Madison Square Garden is Carolina's first in the NCAA Tournament. Five days later, Oklahoma A&M beats UNC, 43-40, in NCAA championship game. John "Hook" Dillon scores 16 for Tar Heels in title game, but Bob Kurland leads A&M with 23.

Dec. 3, 1951: 100-57 win over Furman marks the first of 169 games in which Carolina scores 100 or more points. The Tar Heels are 151-18 in those games.

Feb. 29, 1952: Duke's Dick Groat scores 48, Bernie Jernicki grabs 31 rebounds in 94-64 Blue Devil win.

Dec. 1, 1952: Frank McGuire Era begins with 70-50 win over The Citadel. McGuire would post a 164-58 record in nine seasons.

Dec. 12, 1953: 82-56 win over South Carolina is UNC's first ACC game and win.

Feb. 8, 1954: Virginia's Buzz Wilkinson scores 48 in 83-69 Wahoo win, most points ever vs. UNC in an ACC game.

March 4, 1954: UNC loses first-ever ACC Tournament game, 52-51, to eventual champion NC State.

Dec. 14, 1955: Lennie Rosenbluth scores 29 as 16th-ranked Carolina beats fifth-ranked Alabama, 99-77, in UNC's first game as ranked team in AP poll.

Jan. 14, 1956: Rosenbluth ties UNC record with 45 points in a 103-99 win at Clemson. The Bronx native goes 15 for 23 from the floor and 15 for 24 from the line.

Feb. 24, 1956: Rosenbluth has 31 points and

14 boards in 73-65 win over Duke that clinches UNC's first-ever ACC regular-season title. Tar Heels, 11-3 in ACC, get first ACC Tournament win (over Virginia in quarterfinal), but are upset by No. 20 Wake Forest in semifinals.

Dec. 4, 1956: Rosenbluth sets UNC scoring record with 47 in season-opening win over Furman. Rosenbluth makes 20 of 37 shots from the floor and adds 17 rebounds.

Dec. 29, 1956: Carolina beats Wake Forest, 63-55, to win Dixie Classic for first time, one of four UNC wins that year over the Deacons (by a combined 18 points).

Jan. 30, 1957: Tar Heels beat Western Carolina, 77-59, in UNC's first-ever game as No. 1 ranked team in the nation (poll released Jan. 22).

Feb. 5-9, 1957: Rosenbluth scores eight of UNC's extra-session points in double-overtime win at Maryland followed by a 75-73 win over Duke as Tommy Kearns hits two free throws in the final minute to keep their unbeaten streak alive.

March 1, 1957: Rosenbluth scores 40 at Duke to cap perfect 14-0 ACC record. Rosenbluth, the National Player of the Year, sets UNC record averaging 28.0 points for the season.

March 7-9, 1957: Carolina wins first ACC Tournament title with wins over Clemson, Wake Forest and South Carolina. Rosenbluth has 45 in first round over Tigers and hits three-point play to beat Deacs in semifinals. The 45 points stand today as the ACC Tournament single-game record.

NCAA DIVISION I LEADERS IN ALL-TIME WINS (entering the 2010-11 season)

No.	School	Season	Yrs.	Won	Lost	Tied	Pct.
1.	Kentucky	1903	107	2,023	638	1	.760
2.	North Carolina	1911	100	2,004	720	0	.736
3.	Kansas	1899	112	2,003	796	0	.716
4.	Duke	1906	105	1,912	822	0	.699
5.	Syracuse	1901	109	1,783	811	0	.687
6.	Temple	1895	114	1,740	966	0	.643
7.	St. John's (NY)	1908	103	1,703	884	0	.658
8.	UCLA	1920	91	1,686	744	0	.694
9.	Notre Dame	1898	105	1,674	920	1	.645
10.	Penn	1897	110	1,664	971	2	.631

NCAA DIVISION I LEADERS IN ALL-TIME WINNING PERCENTAGE (entering the 2010-11 season)

No.	School	Season	Yrs.	Won	Lost	Tied	Pct.
1.	Kentucky	1903	107	2,023	638	1	.760
2.	North Carolina	1911	100	2,004	720	0	.736
3.	Kansas	1899	112	2,003	796	0	.716
4.	UNLV	1959	52	1,083	438	0	.712
5.	Duke	1906	105	1,912	822	0	.699
6.	UCLA	1920	91	1,686	744	0	.694
7.	Syracuse	1901	109	1,783	811	0	.687
8.	Western Ky.	1915	91	1,623	793	0	.672
9.	St. John's (NY)	1908	103	1,703	884	0	.658
10.	Louisville	1912	96	1,607	844	0	.656

(source: NCAA)

CAROLINA'S FINAL NATIONAL POLL RANKINGS

Year	Media Poll (Started 1949)	Coaches Poll (Started 1951)
1955-56	13th	11th
1956-57	1st	1st
1957-58	13th	12th
1958-59	9th	6th
1959-60	Not Ranked	14th
1960-61	5th	6th
1966-67	4th	3rd
1967-68	4th	4th
1968-69	4th	2nd
1970-71	13th	13th
1971-72	2nd	2nd
1972-73	11th	12th
1973-74	12th	8th
1974-75	9th	10th
1975-76	8th	6th
1976-77	5th	3rd
1977-78	16th	10th
1978-79	9th	3rd
1979-80	15th	15th
1980-81	6th	6th
1981-82	1st	1st
1982-83	8th	8th
1983-84	1st	1st
1984-85	7th	7th
1985-86	8th	8th
1986-87	2nd	3rd
1987-88	7th	8th
1988-89	5th	4th
1990-91	4th	4th
1991-92	18th	12th
1992-93	4th	1st
1993-94	1st	9th
1994-95	4th	3rd
1995-96	25th	24th
1996-97	4th	4th
1997-98	1st	3rd
1998-99	13th	18th
1999-00	Not Ranked	11th
2000-01	6th	10th
2003-04	18th	22nd
2004-05	2nd	1st
2005-06	10th	14th
2006-07	4th	tied 5th
2007-08	1st	3rd
2008-09	2nd	1st

March 22, 1957: Pete Brennan sends national semifinal vs. Michigan State into second overtime with four seconds left and UNC wins, 74-70 in triple overtime. Rosenbluth (31) and Bob Cunningham (19) lead the Tar Heels.

March 23, 1957: No. 1 Carolina beats No. 2 Kansas, 54-53, in another triple overtime classic. Kearns jumps center against 7-0 All-America center Wilt Chamberlain. Rosenbluth scores 20, but fouls out in regulation. UNC center **Joe Quigg** hits the winning free throws with six seconds left in the third OT and Carolina caps perfect 32-0 season as national champions.

Dec. 21, 1957: Jerry West leads eighth-ranked West Virginia to 75-64 win over No. 1 Carolina in the finals of the Kentucky Invitational, ending UNC's 37-game win streak.

Jan. 14, 1959: Third-ranked UNC beats No. 1 NC State, 72-68, the first of an NCAA record 12 wins over No. 1 ranked teams.

Dec. 29, 1959: York Larese sets ACC record in 75-53 win over Duke by making 21 free throw attempts.

Dec. 2, 1961: Bryan McSweeney and **Jim Hudock** each score 20 and **Larry Brown** has 12 points and eight rebounds as Carolina beats Virginia, 80-46, in **Dean Smith's** first game as head coach.

Dec. 17, 1962: Yogi Poteet scores 17 and **Billy Cunningham** grabs 17 rebounds in Dean Smith's first of 13 wins against Kentucky (against only three losses), a 68-66 victory in Lexington.

Jan. 13, 1964: Cunningham scores 40 and has 28 rebounds in 97-88 win over Maryland, one of the Kangaroo Kid's 40 consecutive double-doubles.

Dec. 7, 1964: **Bob Lewis** and Cunningham score 23 and 22 points, respectively, and Carolina beats 11th-ranked Kentucky, 82-67, in Charlotte, Dean Smith's first win over a ranked opponent.

Dec. 4, 1965: UNC beats William and Mary, 82-68, in the first game played at Carmichael Auditorium.

Dec. 16, 1965: Lewis scores a UNC-record 49 points in 115-80 win over Florida State, a mark that stands today. Lewis goes 18 of 25 from the



Jan. 13, 1964: Billy Cunningham has 40 points and 28 rebounds against Maryland, one of his 40 consecutive double-doubles.

floor and 13 of 16 from the line and adds seven boards and five assists. He averages 27.4 points that year, second-best ever by a Tar Heel.

March 4, 1966: Mike Lewis hits a free throw to break a 20-all tie and give second-ranked Duke a 21-20 win in the ACC semifinals. **John Yokley** and Duke's Steve Vacendak share game-scoring honors with six points. Only a combined 36 field goal attempts are taken in a classic delay game. The Blue Devils led 7-5 at halftime.

March 11, 1967: Carolina had won the ACC regular-season title for the first time under Dean Smith, then beat Duke for the third time, 82-73, to win Smith's first ACC Tournament crown. MVP **Larry Miller** had 32 points and Lewis added 26.

March 17, 1967: Fourth-ranked Carolina beats No. 5 Princeton for Dean Smith's first NCAA Tournament win. Lewis earns regional MVP honors as UNC beats Boston College the next day to advance to the Final Four, where they lose to Dayton in the national semifinal.

Feb. 21, 1968: **Rusty Clark** sets a UNC record with 30 rebounds in 83-60 win over Maryland.

March 2, 1968: Third-ranked UNC had already clinched its second straight ACC regular-season title, but loses in triple overtime at 10th-ranked Duke, 87-86. Miller plays all 55 minutes and has 15 points and 15 rebounds.

March 9, 1968: Miller (21 points) earns his second ACC Tournament MVP in a row as

North Carolina Collection



March 23, 1957: Fans celebrate on Franklin Street in Chapel Hill after Carolina wins its first NCAA title.



Carolina beats NC State, 87-50, still the largest margin in ACC championship game history.

March 15-16, 1968: Fourth-ranked Tar Heels beat No. 3 St. Bonaventure and No. 8 Davidson behind regional MVP Clark to advance to Final Four. Clark has 22 points and 17 rebounds in regional final. Tar Heels beat Ohio State in Final Four, but fall to Lew Alcindor and UCLA, 78-55, for national title in Los Angeles Sports Arena.

Feb. 26, 1969: Bill Bunting leads balanced effort with 14 points as Tar Heels beat South Carolina in Columbia to wrap up third straight ACC regular-season title.

March 8, 1969: Charles Scott scores 40 points, 29 in the second half, as Carolina beats Duke, 85-74 in ACC title game. Duke leads by nine at the half, but Scott sets ACC championship game scoring record and wins MVP honors.

March 15, 1969: Scott hits the game-winning jumper at the buzzer to beat Lefty Driesell's Davidson Wildcats, 87-85, to win the NCAA East Regional and advance to a third consecutive Final Four. Carolina loses to Purdue behind Rick Mount's 36 points.

Jan. 17, 1970: Scott scores 43 in 91-90 loss to Wake Forest. Later that year, the ACC's leading scorer and co-Male Athlete of the Year scores 41 points in ACC Tournament loss to Virginia. Scott averages 27.1 points, the third-highest mark by a Tar Heel.

March 13, 1971: South Carolina beats UNC, 52-51, on a Tom Owens lay-up at the buzzer in the ACC championship game. Owens' basket followed a jump ball with just three seconds to play. **Lee Dedmon** shared MVP honors as a member of the second-place team.

March 27, 1971: Bill Chamberlain scores 34 points and has 10 rebounds as UNC beats Georgia Tech, 84-66, to win the NIT. The Tar Heels also beat Julius Erving and Massachusetts in the first round, Providence and Duke (in the

FOUR-YEAR STARTERS (since 1972-73)

Player	Seasons
Walter Davis	1974-77
Phil Ford	1975-78
Mike O'Koren	1977-80
Sam Perkins	1981-84
Brad Daugherty	1983-86
Kenny Smith	1984-87
Jeff Lebo	1986-89
Ademola Okulaja	1996-99
Jason Capel	1999-2002
Kris Lang	1999-2002
Tyler Hansbrough	2006-09

FIRST-GAME STARTERS (since 1972-73)

The following Carolina players started their first game as freshmen:

Name	Season
Phil Ford	1974-75
Mike O'Koren	1976-77
James Worthy	1979-80
Michael Jordan	1981-82
Kenny Smith	1983-84
J.R. Reid	1986-87
Pete Chilcutt	1987-88
Rick Fox	1987-88
Vince Carter	1995-96
Antawn Jamison	1995-96
Ed Cota	1996-97
Brendan Haywood	1997-98
Jason Capel	1998-99
Kris Lang	1998-99
Joseph Forte	1999-00
Adam Boone	2000-01
Jawad Williams	2001-02
Raymond Felton	2002-03
Sean May	2002-03
Rashad McCants	2002-03
Quentin Thomas	2004-05
Bobby Frasier	2005-06
Marcus Ginyard	2005-06
Tyler Hansbrough	2005-06
Wayne Ellington	2006-07
Brandan Wright	2006-07
Tyler Zeller	2008-09

in a 35-footer at the buzzer to send the game to overtime, where the Tar Heels beat Duke, 96-92. Carolina trails the Blue Devils by eight points with 17 seconds to play in regulation, but UNC rallies behind Jones, who had four points and a steal.

March 6-8, 1975: Phil Ford becomes first freshman to win ACC Tournament MVP honors after leading Carolina to the title with 70-66 victory over defending NCAA champion NC State and David Thompson. Tar Heels beat Wake Forest, 101-100, in overtime in the quarterfinal after trailing by eight points with 50 seconds to play. **Brad Hoffman** sends the game into overtime with a 12-foot jumper with two seconds to play. Ford scores 29 and UNC needs overtime again to knock out Clemson in semifinals, then scores 24 in the championship game win over Norm Sloan's Wolfpack.

Feb. 14, 1976: Mitch Kupchak has 35 points and 21 rebounds and Davis has 26 points,


semifinal), all in Madison Square Garden.

Jan. 29, 1972: A 92-72 win over Maryland is Carolina's 1,000th victory. The Terps won the rematch in overtime, but Carolina won the rubber match, 73-59, to win the ACC Tournament. MVP **Robert McAdoo** averaged 15 points in the Tournament and **Dennis Wuycik** scored 24 in the championship game.


March 18, 1972: Second-ranked Carolina beats No. 3 Penn, 73-59, to advance to the Final Four. Wuycik (18), McAdoo (17) and **George Karl** (16) lead Carolina past the Quakers. McAdoo has 24 points and 15 rebounds in Final Four loss to Florida State, but fouled out with 13 minutes to play. McAdoo declares for the NBA after his junior year, his only year as a Tar Heel, and was selected No. 1 in the NBA Draft.

Jan. 19, 1974: All-America **Bobby Jones** steals the ball and drives the length of the floor for a game-winning lay-up as time expires in 73-71 win at Duke.

March 2, 1974: Freshman **Walter Davis** banks



March 15, 1969: Charles Scott hits a game-winning jump shot to beat Davidson and send Carolina to a third consecutive Final Four.



Feb. 25, 1978: Phil Ford scores a career-high 34 points in an 87-83 win over Duke in the final home game of his career.

11 boards and six steals as Carolina works four overtimes to beat Tulane, 113-106, in the Louisiana Superdome. It is the longest game in Carolina history.

March 8, 1976: Wally Walker scores 21 points to lead sixth-seeded Virginia to 67-62

Sally Sather

MILESTONE WINS IN CAROLINA BASKETBALL HISTORY

Victory No.	Score	Opponent
1	42-21	Virginia Christian, Jan. 27, 1911
100	29-23	at Duke, March 7, 1922
200	45-14	Salisbury YMCA, Dec. 10, 1927
300	24-23	at Virginia, Jan. 29, 1934
400	42-38	at Asheboro McCrary Eagles, Dec. 30, 1939
500	55-28	NC State in Southern Conf. Tournament, Feb. 22, 1945
600	64-42	South Carolina, Jan. 18, 1950
700	63-55	Wake Forest in Dixie Classic, Dec. 29, 1956
800	100-71	Virginia at Greensboro, N.C., Jan. 13, 1962
900	82-54	Georgia Tech at Charlotte, N.C., Jan. 27, 1968
1,000	92-72	Maryland, Jan. 29, 1972
1,100	79-74	Georgia Tech at Charlotte, N.C., Feb. 6, 1976
1,200	73-70 (OT)	Rutgers at Madison Square Garden, Feb. 14, 1980
1,300	64-51	St. John's at Madison Square Garden, Dec. 29, 1983
1,400	96-80	Clemson, Feb. 21, 1987
1,500	92-70	N.C. State, Feb. 7, 1991
1,600	90-67	Pittsburgh, Nov. 29, 1994
1,700	60-45	Virginia, Feb. 11, 1998
1,800	68-65	Connecticut, Jan. 18, 2003
1,900	77-61	Georgia Tech, Jan. 20, 2007
2,000	69-62	Miami, March 3, 2010
1st ACC Win	82-56	South Carolina, Dec. 12, 1953
1st ACC Tournament Win	81-77	Virginia at Raleigh, N.C., March 1, 1956
1st Win in ACC Final	95-75	South Carolina at Raleigh, N.C., March 9, 1957
1st NCAA Tournament Win	57-49	NYU at Madison Square Garden, March 21, 1946
1st NCAA championship	54-53 (3 OT)	Kansas at Kansas City, Mo., March 23, 1957
1st win under Dean Smith	80-46	Virginia, Dec. 2, 1961
1st NCAA championship	54-53 (3 OT)	Kansas at Kansas City, Mo., March 23, 1957
1st Final Four under Dean Smith	96-80	Boston College at College Park, Md., March 18, 1967
Dean Smith's 1st NCAA title	63-62	Georgetown at New Orleans, March 29, 1982
Last win in Carmichael Auditorium	90-79	NC State, Jan. 4, 1986
1st win in Smith Center	95-92	Duke, Jan. 18, 1986
Dean Smith's 2nd NCAA title	77-71	Michigan at New Orleans, April 5, 1993
877th win under Dean Smith	73-56	Colorado at Winston-Salem, N.C., March 15, 1997
1st win under Bill Guthridge	84-56	Middle Tennessee State, Nov. 14, 1997
500th ACC win	61-60	Florida State, Feb. 8, 2003
1st win under Roy Williams	90-64	Old Dominion, Nov. 22, 2003
1st Final Four under Roy Williams	88-82	Wisconsin at Syracuse, N.Y., March 27, 2005
Roy Williams' 1st NCAA title	75-70	Illinois at St. Louis, Mo., April 4, 2005
17th ACC Tournament title	86-81	Clemson at Charlotte, N.C., March 16, 2008
18th Final Four	72-60	Oklahoma at Memphis, Tenn., March 29, 2009
UNC's 5th NCAA title	89-72	Michigan State at Detroit, Mich., April 6, 2009

win over regular-season champion UNC in ACC championship game.

March 5, 1977: Ford scores 26 and freshman **Mike O'Koren** adds 21 as Carolina returns the favor from a year before, beating Virginia, 75-69, in the ACC final. Tournament MVP **John Kuester** handles the ball after Ford fouls out with 5:45 to play and goes 6 for 6 from the line. Ford scores 19 of his 26 in the first half. **Bruce Buckley** gives UNC the lead for good, breaking a 67-all tie.

March 17, 1977: Ford hyper-extends his right elbow, but scores 29 points, including the winning free throw with two seconds left in 79-77 win over Notre Dame (on St. Patrick's Day) in the NCAA East Regional semifinal.

March 19, 1977: Davis, playing with a broken finger on his shooting hand, scores 21 points as fifth-ranked UNC beats No. 13 Kentucky, 79-72, to reach the Final Four.

March 26, 1977: O'Koren scores 31 as Tar Heels edge No. 4 UNLV, 84-83, in national semifinal. Carolina loses a second-half lead and the championship two days later to Al McGuire's Marquette Warriors, 67-59.

Jan. 7, 1978: The Tar Heels set an NCAA field goal percentage record by making 16 of 17 shots from the floor in the second half. Carolina shoots 94.1 percent in second half of 76-61 victory over Virginia.

Feb. 25, 1978: Ford scores a career-high 34 points on 13 of 19 shooting from the floor in his final game at Carmichael Auditorium, an 87-83 win over Duke. Ford clinches third straight ACC regular-season title with two free throws with six seconds left.

Dec. 16, 1978: O'Koren's 18 points and six assists out-duels "Magic" Johnson's 18 points, six assists and eight turnovers in UNC's 70-69 win over No. 3 Michigan State. The Spartans went on to win the 1979 NCAA title.

Jan. 17, 1979: Dudley Bradley steals the ball from Clyde Austin and dunks home the game-winner with seconds to play in a 70-69 win over NC State in a game that stuns the Reynolds Coliseum crowd. Carolina led 40-19, but the Pack came back to take the lead before Bradley's heroics.

Feb. 24, 1979: Carolina holds the ball in the first half and fails to score as Duke leads, 7-0,

at intermission. The Tar Heels wait 12:25 into the game before attempting a shot. Both teams score 40 in the second half and Duke wins, 47-40, in one of the most famous delay games ever played.

March 3, 1979: One week after the 47-40 game in Durham, No. 7 Carolina beats No. 5 Duke, 71-63, in ACC Tournament final. Bradley, the MVP, had 16 points, seven steals and four assists and O'Koren led with 18 points.

March 11, 1979: ACC champion Tar Heels, ranked No. 3 in the nation, are upset by Penn, 72-71, in Raleigh in the NCAA Tournament. Quaker forward Tony Price scores 25. Duke loses to St. John's the same day in what was dubbed "Black Sunday."

Jan. 12, 1980: Al Wood scores 20 and Dave Colescott adds 18 as 15th-ranked Tar Heels knock off No. 1 Duke at Cameron.

Feb. 28, 1981: Duke's Gene Banks hit a turnaround baseline jumper to beat Carolina, 66-65, in overtime. Banks scored 25 points. Freshman **Sam Perkins** led UNC with 24.

March 7, 1981: Carolina overcomes a 36-32 halftime deficit by shooting 63 percent in the second half and beats Maryland, 61-60, in the ACC championship game. **James Worthy** leads with 19. **Jimmy Black's** steal and lay-up give Carolina the lead for good. Perkins scores 22 in quarterfinal vs. NC State and 18 in semifinal vs. Wake Forest and becomes the second freshman to earn ACC Tournament MVP honors.

March 28, 1981: Senior forward Wood, who was the West Regional MVP after a 21-point, 17-rebound effort in Final 8 win over Kansas State, torches Virginia for 39 points in the Final Four. Wood sets a national semifinal scoring record by making 14 of 19 from the floor and 11 of 13 from the line. Perkins holds National Player of the Year Ralph Sampson to three field goals and 11 points.

March 30, 1981: Isiah Thomas has 23 points, five assists and four steals to lead Indiana past UNC, 63-50, in the NCAA championship game in Philadelphia. Wood leads Carolina with 18 points. The game tips off less than eight hours after an assassination attempt on President Ronald Reagan. The game is almost postponed due to the events in Washington, D.C.

Nov. 28, 1981: Michael Jordan scores 12 points in his debut with the top-ranked Tar Heels, a 74-67 win over Kansas.

Dec. 26, 1981: Worthy (26), Perkins (21) and Jordan (19) combine for 66 points as No. 1 Carolina beats No. 2 Kentucky, 82-69, in the N.J. Meadowlands. It's the first and only time the two schools that rank 1-2 in all-time victo-

ries will play as the top two ranked teams in the AP poll.

Jan. 9, 1982: In another No. 1 vs. No. 2 match-up, top-rated Carolina edges Virginia, 65-60, despite Sampson's 30 points and 19 rebounds. Worthy and Jordan combine for 33 points.

March 7, 1982: Leading 44-43 with 7:34 to play, Carolina spreads the floor and beats the Cavaliers, 47-45, for the ACC championship. **Matt Doherty** makes three of four free throws in the final 28 seconds to secure the win and the ACC title. Virginia shoots 67 percent from the floor, but only gets 33 field goal attempts. Worthy leads UNC with 16 points.

March 27, 1982: Perkins scores 25 points and grabs 10 rebounds and Jordan drops in 18 as UNC beats Houston, 68-63, in the Final Four semifinal in New Orleans. The Tar Heels shoot 59 percent from the floor.

March 29, 1982: Final Four MVP Worthy scores a game-high 28 points and Michael Jordan hits the game-winning shot from the left wing with 17 seconds to play as Carolina beats Georgetown 63-62 in one of the Final Four's greatest championship games ever played. Worthy makes 13 of 17 shots from the floor and has three steals, including one at the end of the game that seals the victory. Jordan scores 16, and Georgetown's freshman center Patrick Ewing has 23 points and 11 rebounds. The win gives Dean Smith his first of two NCAA championships. The Tar Heels trail, 32-31, at halftime, but shoot 61 percent in the second half (11 of 18).

Nov. 30, 1982: Defending NCAA champs drop their first two games against St. John's and Missouri but avoid an 0-3 start when Jordan comes up with a steal and a spinning, 24-foot jumper at the buzzer to send the Tulane game into overtime. UNC wins, 70-68 in triple OT.

Jan. 15, 1983: Perkins scores 36 in Charlottesville and Tar Heels knock off second-ranked Virginia, 101-95.

Feb. 10, 1983: Top-ranked Carolina trails No. 3 Virginia by 16 points in the second half and by 10 with 4:12 to play, but pulls out an improbable 64-63 win, one of the most memorable ever in Carmichael Auditorium. Jordan's offensive rebound basket pulls the Tar Heels to within a point, then Jordan strips Rick Carlisle of the ball and slams home the go-ahead basket.

Dec. 3, 1983: Second-ranked Carolina wins at Stanford, 88-75, to give Dean Smith his 500th victory.

Feb. 12, 1984: Joe Klein scores 20 as Eddie Sutton's Arkansas Razorbacks upset No. 1 Car-

NCAA CHAMPIONSHIPS	
School	Titles
UCLA	11
Kentucky	7
North Carolina	5
Indiana	5
Duke	4
Kansas	3
Cincinnati	2
Connecticut	2
Louisville	2
Michigan State	2
NC State	2
Oklahoma State	2
San Francisco	2
Florida	2

TAR HEELS IN THE OLYMPIC GAMES	
Player/Coach	Team
Larry Brown	1964
Charles Scott	1968
Bobby Jones	1972
Walter Davis	1976
Phil Ford	1976
Bill Guthridge (Assistant Coach)	1976
Mitch Kupchak	1976
Tommy LaGarde	1976
Dean Smith (Head Coach)	1976
Al Wood	1980
Michael Jordan	1984, 1992
Sam Perkins	1984
J.R. Reid	1988
Henrik Rodl (Germany)	1992
Vince Carter	2000
Larry Brown (Assistant Coach)	2000
Larry Brown (Head Coach)	2004
Roy Williams (Assistant Coach)	2004

Note: With the exception of Rodl, all other UNC players and coaches have represented the United States.

Allen Dean Steele/The Daily Tar Heel/1982



March 29, 1982: Freshman Michael Jordan hits this game-winning jump shot to lift UNC to a 63-62 win over Georgetown in the 1982 NCAA championship game in New Orleans.

olina, 66-65, in Pine Bluff, Ark. Jordan scores 21 in defeat.

March 3, 1984: Playing his final home game, Doherty hits a runner in the lane that ties the game at the end of regulation and the Tar Heels beat Duke in two overtimes, 96-83, to preserve a perfect 14-0 mark in the ACC. Jordan and Perkins, also playing in their Carmichael finales, score 25 apiece and **Steve Hale** has 13 assists.

March 22, 1984: Freshman guard Steve Alford scores 27 points to lead unranked Indiana to a 72-68 win over No. 1 Carolina in the NCAA second round in Atlanta. Perkins scores 26 in his final game as a Tar Heel and finishes his career first at UNC in rebounding and second in scoring. Jordan battles foul trouble and an injured finger, scoring 13 points in just 26 minutes before fouling out. The Hoosiers shoot

69 percent (11 for 16) in the second half and 65 percent for the game.

Dec. 27, 1985: Ranzino Smith and Kevin Madden both score 17 points to lead nine players in double figures as Carolina scores a school-record 129 points in 129-45 win over Manhattan in Miami.

Jan. 4, 1986: Brad Daugherty scores 28 points in 90-79 win over NC State in the final regular-season game played in Carmichael Auditorium. The Tar Heels conclude play there with a 169-20 record.

Jan. 18, 1986: Hale scores 28 and Daugherty adds 23 and 11 rebounds as No. 1 Carolina beats No. 3 Duke, 95-92, in first game played in the Smith Center.

Feb. 4, 1986: Daugherty's 22 points and Joe

Wolf's 14 points and 13 rebounds lead No. 1 UNC past No. 2 Georgia Tech, 78-77, in overtime in Atlanta.

Feb. 20, 1986: Len Bias scores 35 points to lead Maryland to a 77-72 overtime win, UNC's first loss in the Smith Center.

March 7, 1987: Joe Wolf scores 27 and Jeff Lebo nets 22 in 84-82, double-overtime win over Virginia in the ACC semifinals. The next day, sixth-seeded NC State goes 14 for 14 from the line and beats the top-seeded Tar Heels, 67-66, for the ACC title.

March 21, 1987: No. 10 Syracuse upsets No. 2-ranked Carolina, 79-75, in the NCAA East Regional final. Rony Seikaly leads the Orange with 26 points. Kenny Smith has 25 points and seven assists in his final game as a Tar Heel.

Nov. 21, 1987: In a rematch of the previous year's regional final, Carolina beats No. 1 ranked Syracuse, 96-93, in overtime in the Hall of Fame Classic. Playing without a suspended J.R. Reid, the Tar Heels rally from an 11-point halftime deficit. Ranzino Smith (21), Lebo (20) and freshmen Rick Fox (15) and Pete Chilcutt (14) lead UNC.

March 19, 1988: Carolina shoots a school-record 79.0 percent from the floor (49 of 62) in 123-97 rout over Loyola Marymount in NCAA Tournament second round. Ranzino Smith makes 11 of 14 shots, scoring 27 points. UNC has 36 assists on 49 baskets. Carolina has 26 turnovers, 20 more than Loyola, and wins by 26.

Nov. 18, 1988: Lebo sets school record with 17 assists in 111-84 win over Chattanooga in Preseason NIT.

Jan. 18, 1989: Playing without Lebo, who was injured in 106-83 loss at Virginia the previous game, UNC defeats No. 1 and unbeaten Duke, 91-71, in Durham. Scott Williams scores 22 to lead the Tar Heels.

March 12, 1989: Steve Bucknall's three-point play with 1:46 left breaks a 66-all tie and Tournament MVP Reid leads with 14 points as UNC beats Duke, 77-74, in Atlanta to win Carolina's first ACC championship in seven years. The game is one of the most intense in ACC history. Carolina commits 26 turnovers, but holds Duke to 39 percent shooting, including 3 of 23 from three-point range.

Nov. 24, 1989: King Rice's bank shot at the buzzer beats James Madison, 80-79, in the first round of the Maui Invitational. Carolina rallies from a 79-70 deficit with less than a minute to play.

Dec. 27, 1989: Rice (22) and Fox (20) lead seven Tar Heels in double figures as UNC beats

Bob Donnan



Feb. 5, 1992: A bloodied Eric Montross and UNC beat No. 1-ranked Duke, 75-73.

Kentucky, 121-110, in Louisville.

March 17, 1990: Fox banks in the game-winner as time expires and eighth-seeded Carolina beats No. 1-ranked Oklahoma, 79-77, in the NCAA second round to send UNC to its ninth consecutive Sweet 16.

Jan. 9, 1991: Hubert Davis scores 25 in a 105-73 win over Maryland, Dean Smith's 700th win. He is the first ACC coach to win 700 games.

Feb. 7, 1991: Carolina beats NC State, 92-70, in Chapel Hill. The night before, the same teams play in Raleigh, a 97-91 Wolfpack win. The Feb. 7 game, which is also Carolina's 1500th victory, is re-scheduled from Jan. 15, 1991, because of the outbreak of the Gulf War.

March 10, 1991: Tournament MVP Fox scores 25, Davis adds 17 and Rice has seven assists and no turnovers as Carolina routs Duke, 96-74, in ACC championship game. Duke had won both regular-season games.

March 24, 1991: NCAA East Regional MVP Fox and Davis each score 19 points as Carolina holds off Mark Macon and Temple, 75-72, to advance to the Final Four for the first time since 1982. Macon scores 31 and narrowly misses a long three-pointer at the buzzer that would have sent the game into overtime.

March 30, 1991: Davis leads all scorers with 25 points, but Carolina shoots 38 percent in the game (3 of 18 from three-point range) and falls to Kansas, 79-73, in Indianapolis in the Fi-

nal Four. The Jayhawks are coached by former UNC assistant Roy Williams.

Feb. 2, 1992: Derrick Phelps sets UNC record for steals with nine in 86-76 win at Georgia Tech.

Feb. 5, 1992: In a game most remembered for blood streaming down the back of Eric Montross' head, UNC beats defending NCAA champion and No. 1 Duke, 75-73, causing the students to rush the floor for the first time ever at the Smith Center.

Feb. 8, 1992: Carolina trails Wake Forest by 22 points but rallies for an 80-78 win on Brian Reese's buzzer-beating jumper. The Deacons led by 11 with 6:17 to play, before a 10-0 run by UNC. Davis led the Tar Heels with 30.

Dec. 29, 1992: Jalen Rose's offensive rebound basket at the buzzer gives No. 6 Michigan a 79-78 win over No. 5 Carolina in the semifinals of the Rainbow Classic in Honolulu. The teams would meet again later that season.


Jan. 27, 1993: Florida State leads by 17 at halftime and 73-54 with less than nine minutes to play. Carolina reels off 15 straight points, however, and takes the lead for good on a George Lynch steal and dunk with just under two minutes to play. Donald Williams seals the win at the free throw line as UNC outscores the Seminoles, 28-4, over the last nine minutes.

March 28, 1993: Cincinnati's Nick Van Exel scores 21 first-half points and the Bearcats lead Carolina by as many as 15 in the first half. Then Derrick Phelps clamps down on Van Exel and East Regional MVP Lynch scores 21 and grabs 14 rebounds in 75-68 overtime win to send Carolina to the Final Four. Lynch had 22 against Arkansas in the regional semifinal. Williams had 22 and 20 in the two regional games.

April 5, 1993: Final Four MVP Williams score 25 points for the second Final Four game in a row, Montross scores 16 and Lynch posts his fourth straight double-double as Carolina avenges earlier loss to Michigan with 77-71 victory. The win gives Dean Smith his second NCAA championship. Williams hits 5 of 7 three-pointers in both Final Four games, including a 78-68 win over Roy Williams-led Kansas in the semifinal.

Feb. 3, 1994: Carolina prevails, 89-78, in the first-ever meeting against Duke in which the schools are ranked 1-2 in the country. Second-ranked Tar Heels get 18 points, six assists and no turnovers from Phelps.

March 12, 1994: ACC Tournament classic as UNC erases five-point deficit late in regulation and beats Wake Forest, 86-84 in overtime. Dante Calabria send the game to overtime and



Grant Halverson

Jan. 27, 1993: George Lynch dunks to give UNC the lead in a 19-point, second-half comeback win over Florida State.

Jerry Stackhouse wins it. It is Dean Smith's 800th win.

March 20, 1994: No. 1 Carolina is knocked out of the NCAA Tournament in the second round, 75-72, by Boston College.

Feb. 2, 1995: Stackhouse (25), Rasheed Wallace (25) and Williams (24) combined for 74 points as Carolina beats Duke, 102-100, in double overtime. Blue Devil guard Jeff Capel sends the game into a second overtime with a halfcourt three-pointer, but a Jeff McInnis steal and basket provides the winning margin for UNC.

March 11-12, 1995: Wallace scores 33 in overtime win over Maryland in ACC semifinals, then sprains an ankle late in the championship game against Wake Forest. The Deacons, led by 37 points from Randolph Childress, beat Carolina, 82-80, in overtime.

March 25, 1995: No. 4 Carolina beats No. 2 Kentucky, 74-61, in Birmingham to advance to Final Four. Regional MVP Stackhouse has 18 points, 12 rebounds, six assists, two steals and two blocks. UNC falls to Arkansas in the Final Four, in part due to a leg injury Stackhouse suffers 12 seconds into the national semifinal.

Jan. 8, 1997: Carolina leads Maryland in Chapel Hill by 22, but the Terps outscore UNC, 41-9, to win 85-75. UNC would begin ACC play 0-3 and avoids an 0-4 start by outscoring NC State 12-0 in the final two minutes of a 59-56 win on Jan. 15.

Feb. 12, 1997: Ed Cota's baseline floater with 4.5 seconds to play gives Carolina a 45-44

win at NC State. It is the fewest points ever by Carolina in a Dean Smith victory.

March 8-9, 1997: ACC Tournament MVP Shammond Williams scores 24 in semifinals vs. Wake Forest and 23 in championship vs. NC State as Carolina wins ACC Tournament for 13th and final time under Dean Smith.

March 15, 1997: Carolina beats Colorado, 73-56, in NCAA Tournament second round in Winston-Salem. The news of the day is Dean Smith's 877th victory, breaking Adolph Rupp's all-time record for coaches.

March 23, 1997: Shammond Williams scores 22 and Vince Carter adds 18 as Carolina beats Louisville, 97-74, to send Dean Smith to his 11th Final Four. Smith would coach his final game, a 66-58 loss to Arizona, in Indianapolis on March 29, 1997.

Oct. 9, 1997: Dean Smith retires after 36 years as head coach. Bill Guthridge, Smith's assistant for 30 years, is named head coach. Guthridge leads UNC to a 34-4 record, ACC title and Final Four berth, and is named National Coach of the Year.

Feb. 5, 1998: Antawn Jamison, the 1998 National Player of the Year, scores 35 points as No. 2 Carolina beats No. 1 Duke, 97-73.

Feb. 8, 1998: Shammond Williams scores 42 in 107-100 double overtime win at Georgia Tech.

March 8, 1998: Jamison shakes off a leg injury and earns ACC Tournament MVP honors with 22 points and 18 rebounds. The Tar Heels score last 15 points in 83-68 win over top-ranked Duke in ACC Tournament championship. Carolina later advances to Final Four as the top-ranked team with a 75-64 win over Connecticut, but is upset by 7th-ranked Utah, 65-59.

March 19, 2000: Joseph Forte scores 17 points and Cota has 10 assists to lead No. 8 seed Carolina to a 60-53 win over top seed Stanford in the NCAA second round.

March 24-26, 2000: Wins over Tennessee and Tulsa send Guthridge to his second Final Four in three years as head coach. Freshman Forte scores 28 in 59-55 regional final win over Tulsa. Guthridge retires in June 2000 with a three-year record of 80-28.

Nov. 10-11, 2000: Carolina beats Winthrop, 66-61, in Matt Doherty's first game as head coach. The next night, Forte drops 38 on Tulsa to set the Smith Center scoring record (since broken by Tyler Hansbrough).

Dec. 4/17, 2000: Brendan Haywood and Jason Capel post triple-doubles in wins over

Miami and Buffalo, respectively.

Feb. 1, 2001: Haywood hits two free throws with one second to play to give UNC an 85-83 win at Duke. Forte is sensational with 24 points, 16 rebounds, six assists and three steals.

Jan. 9, 2002: Juan Dixon scores 29 as Maryland beats UNC, 112-79, the most points ever allowed by Carolina in a regulation game. The Tar Heels would finish the year 8-20, missing the NCAA Tournament for the first time since 1974.


Nov. 18, 2002: Rashad McCants scores 28 points in his freshman debut and starts with Raymond Felton and Sean May – the first time in history the Tar Heels start three freshmen – in 85-55 win over Penn State.

Nov. 27, 2002: McCants scores 25 as Tar Heels upset Roy Williams and No. 2 Kansas, 67-56, in Preseason NIT semifinals. UNC knocks off Stanford two nights later to win the title.

Feb. 8, 2003: Jawad Williams scores 20 in 61-60 win over Florida State, making UNC the first school with 500 ACC victories.

March 14, 2003: Three weeks after losing by 40 points at Maryland, Carolina upsets the Terps, 84-72, in ACC quarterfinals behind 25 points from Jawad Williams and 20 points, 10 assists from Felton.

Nov. 22, 2003: Carolina beats Old Dominion, 90-64, in Roy Williams' first game as head coach. Williams took over the program on April 14, 2003, two weeks after Doherty resigned. Doherty went 53-43 in three seasons.



Feb. 2, 1995: Jerry Stackhouse (above) and Rasheed Wallace both score 25 points in a 102-100, double overtime win at Duke.

Dec. 7, 2003: Felton sets a UNC record with 18 assists against George Mason.

Jan. 17, 2004: No. 9 Carolina beats No. 1 Connecticut, 86-83, as McCants scores 27, including UNC's final 10 points. His three-pointer with six seconds to play beats the Huskies, who later that year win the NCAA title.

March 6, 2005: Marvin Williams' three-point play with 17 seconds left gives Carolina a 75-73 win over Duke as the Tar Heels clinch first in the ACC regular-season standings outright for the first time since 1993. May has a game-high 26 points and 24 rebounds, the most ever by a player in the Smith Center.

March 27, 2005: May earns Syracuse Regional MVP honors with 29 points and 12 rebounds in an 88-82 win over Wisconsin that sends Roy Williams to the Final Four for the first time as UNC's head coach. McCants hits a go-ahead three-pointer late and blocks a Badger three-point attempt to preserve the win.

April 2, 2005: Senior captain Jawad Williams scores 20 points and the Tar Heels hold Michigan State to 29 percent shooting from the floor in the second half in an 87-71 UNC win in the national semifinals.

April 4, 2005: Marvin Williams tips in the game-winner with 1:17 to play, Final Four MVP Sean May has a game-high 26 points and Raymond Felton makes key plays down the stretch as No. 2 Carolina beats No. 1 Illinois, 75-70, to win UNC's fourth NCAA title and the first for Coach Roy Williams. Felton hits a three to break a 65-all tie, then adds a steal and three clutch free throws in the final minute. The Illini went 12 for 40 from three-point range.

June 28, 2005: Carolina becomes the first school to have four lottery selections in one NBA Draft as Marvin Williams (2), Felton (5), May (13) and McCants (14) go in the first 14 picks.

Feb. 15, 2006: Tyler Hansbrough scores an ACC-freshman-record 40 points in an 82-75 win over Georgia Tech in the Smith Center.

March 4, 2006: Carolina beats No. 1 Duke 83-76 on Senior Night in Durham. The Tar Heels' four freshmen (**Bobby Frasier**, **Marcus Ginyard**, **Danny Green** and Hansbrough) outscored Duke's four seniors (including first-team All-Americans J.J. Redick and Shelden Williams), 55-51.

Dec. 9, 2006: Hansbrough scores 24 and Carolina routs High Point, 94-69, to give Roy Williams his 500th win as a college head coach.

March 11, 2007: Brandan Wright becomes the fifth freshman to win ACC Tourna-

ment MVP honors after leading UNC to its first ACC title since 1998. Wright had 20 points in the semifinal and 16 in the championship against NC State.

March 16, 2008: Wayne Ellington scores 24 points as Carolina wins its 17th ACC Tournament with an 86-81 win over Clemson.

March 23, 2008: Hansbrough breaks Christian Laettner's ACC record for career free throws against Arkansas in the NCAA Tournament second round in Raleigh, N.C. Hansbrough set the UNC record on Feb. 3 at Florida State.

March 29, 2008: Hansbrough has 28 points and 13 rebounds and is named East Regional MVP as UNC beats Louisville to reach its 17th NCAA Final Four.

Dec. 18, 2008: Hansbrough scores with 7:42 to play in the first half against Evansville for his 2,292nd point, breaking Phil Ford's UNC scoring record.

Feb. 28, 2009: Hansbrough makes his 906th career free throw in UNC's win over Georgia Tech, breaking Dickie Hemric's (Wake Forest) NCAA record, set in 1955. Hansbrough finishes his career with 982 made free throws.

March 19, 2009: Hansbrough sinks a free throw in the first half of the NCAA Tournament first round win over Radford, giving him 2,770 points and breaking J.J. Redick's (Duke) ACC scoring mark. He finished with 2,872 points, 12th in NCAA history.

March 29, 2009: Ty Lawson, the 2009 Bob Cousy Award winner, scores 21 points and earns South Regional MVP honors as No. 1 seed UNC beats No. 2 seed Oklahoma, 72-60, in Memphis, Tenn., to send the Tar Heels to their record 18th Final Four.

April 6, 2009: Final Four MVP Ellington scores 17 of his 19 points in the first half, Lawson has a game-high 21 points and sets a Final Four record with eight steals and Hansbrough scores 18 points to cap his brilliant career as the Tar Heels beat Michigan State, 89-72, in Detroit to win the national championship. Ellington sets a Final Four record by making 8 of 10 three-pointers in the two games. Carolina leads the Spartans, 55-34, at the half, setting championship game records for most points in a first half and largest lead at the break.

Nov. 29, 2009: Carolina beats Nevada for Roy Williams' 600th win as a head coach.

March 3, 2010: UNC becomes the second program to win 2,000 games with a 69-62 win over Miami.

Getty Images



March 4, 2006: Freshman Tyler Hansbrough and UNC beats Duke on Senior Night at Duke, the first of four consecutive road wins over the Blue Devils.

Getty Images



April 6, 2009: Wayne Ellington wins Final Four MOP honors after scoring 19 points in the title-game victory over Michigan State.

DEAN SMITH



36 Seasons
879-254
(77.6 pct.)

EDUCATION

B.A., Communications
Kansas '53

✓ Smith retired with more wins (879) than any other coach in NCAA Division I history, a total since surpassed by Bob Knight.

✓ In 36 years, Smith coached Carolina to 11 Final Fours, two national titles and 13 ACC Tournament Championships.

✓ More than 95 percent of Smith's lettermen graduated.

✓ From 1981 to 1989, Carolina was ranked in the final Top 10 of both the Associated Press and coaches' poll each year.

✓ Smith was named the second-best coach in college basketball history (behind John Wooden) by the NABC in 2000.

✓ Smith was inducted into the Naismith Memorial Basketball Hall of Fame in Springfield, Mass., in 1983. He was also inducted into the North Carolina Hall of Fame in 1981. In 2006, he was named to the inaugural class of the National Collegiate Basketball Hall of Fame (along with James Naismith, John Wooden, Oscar Robertson and Bill Russell). He was inducted into the FIBA Hall of Fame in 2007.

✓ Smith was voted ACC Coach of the Year eight times - in 1967, 1968, 1971, 1976, 1977, 1979, 1988 and 1993.

When ESPN's award-winning SportsCentury program selected the greatest coaches of the 20th Century, it came as no surprise that Carolina basketball coach Dean Smith was among the top seven of all-time. Smith joined other legends Red Auerbach, Bear Bryant, George Halas, Vince Lombardi, John McGraw and John Wooden as the preeminent coaches in sports history.

Smith's tenure as Carolina's basketball coach from 1960-97 is a record of remarkable achievement and consistency. In 36 seasons at UNC, Smith's teams had a record of 879-254. When he retired, his teams had won more games than those of any other Division I men's basketball college coach in history, a record broken in 2007 by Bob Knight.

- Smith coached Carolina to the 1982 and 1993 NCAA championships and the 1971 NIT title.
- Under Smith, the Tar Heels won at least 20 games for 27 straight years and 30 of his final 31.
- The Tar Heels finished at least third in the ACC regular-season standings for 33 successive seasons.
- Carolina won 13 ACC Tournaments under Smith. Mike Krzyzewski of Duke ranks second in ACC Tournament titles with 12.
- His teams played in 11 Final Fours, second in number only to Wooden, who had 12 (Krzyzewski also has 11).
- Smith's teams made 23 consecutive appearances in the NCAA Tournament.

The awards and accolades continued to be given to Smith, even after he stepped down as Carolina's head coach on Oct. 9, 1997. He was named Sportsman of the Year by Sports Illustrated and received the Arthur Ashe Award for Courage at the ESPY Awards in '97. He was inducted into the FIBA Hall of Fame in 2007.

He's recognized throughout the sports world for his character, his innovations to the game and his ability to have established Carolina's program as one of the greatest in college basketball. Smith's players consistently produce on the floor, in the classroom and in life.

When Smith broke Rupp's record in 1997, his coaching peers had this to say:

John Wooden: "What's more impressive to me about Dean than the record is how good he is as a teacher of basketball. I've always said he's a better teacher of basketball than anyone else. I couldn't begin to teach players the things Dean has taught them."



I've admired him because there's more to him than just wins."

Bob Knight: "Let me say some things that he won't say. He's going to say an awful lot about teams and that's the way it should be. But let me put it in perspective. His being able to do that and do it at a single institution, do it through all the years without ever having a problem with any kind of recruiting violation or probation, is a very singular accomplishment in college basketball. I think it's a great achievement, indicative of a guy who really knows how to coach and has decided from day one that things are going to be done the absolute right way. He's not going to tell you, but just take my word for it. That's a great, great accomplishment for a coach."

Mike Krzyzewski: "It's singularly such a tremendous accomplishment. Whatever is written about him in a positive sense he justly deserves. I know he'll give credit, as we all would, to the players who have played for him, but in this situation the praise for him should rise well above that for the players who played for him."

Roy Williams: "He has a basketball program, he doesn't have a team. And when you have a program, you're concerned about the kids' entire lives, their entire existence ... and what they're going to do after they leave you and what kind of effect you can have on them as they mature."

Terry Holland: "He has been a target for all of us who coached in the ACC to shoot for. It is not always the most pleasant position to be in. The Carolina program was the measuring stick to everybody who came into the league. He has been willing to be the measuring stick. He helped create national exposure not only for North Carolina, but also for the other ACC teams as well and made us all improve our programs."

Perhaps his greatest form of praise on a worldwide level came when a group of his peers, including Hall of Fame coaches Henry Iba, Pete Newell and Auerbach, chose Smith to coach the U.S. Olympic basketball team in the 1976 Montreal Games. The Americans finished a controversial second to the Soviet Union at Munich in 1972. Smith was given the challenge of trying to develop a team to regain the Gold Medal against a group of improving international teams.

Smith molded a group of college all-stars into a cohesive unit during a few short weeks in that summer of 1976 and led them to the gold medal.

For Smith and his players, the word "class" applied to the team's exemplary sportsmanship on the court, to its excellent academic performance and to Smith's belief that basketball involves many complexities that must be learned over the course of time — that coaching and playing the game is a classroom situation in its own right.

Smith's teams won championships at every level. There were NCAA titles in 1982 and 1993 and the NIT in 1971. His gold medal-winning team at the 1976 Summer Olympic Games makes Smith one of only three men in history to coach teams to that trika of an NCAA title, NIT championship and Olympic victory. The others are Newell and Knight.

Smith's coaching skills and dedication to playing with class are the reasons he was inducted into the Naismith Memorial Basketball Hall of Fame in Springfield, Mass., in 1983. He was also inducted into the North Carolina Sports Hall of Fame in 1981.

Among Smith's many innovations were the Four Corners offense, crediting the passer, the run-and-jump defense, the scramble defense out of man-to-man pressure, the point zone, team huddles at the foul line, double-teaming the screen-and-roll, the fre lance passing game and multiple screens against zone defenses.

Born February 28, 1931, in Emporia, Kan., Dean Edwards Smith grew up as the son of public school teachers. He graduated from Topeka High School in 1949 and went to the University of Kansas on an academic scholarship. He played varsity basketball and baseball and freshman football for the Jayhawks. He was a member of Jayhawk basketball teams that won the NCAA title in 1952 and finished second in 1953.



Sally Sather

Smith was an assistant coach at Kansas to Phog Allen and Dick Harp, then served in the U.S. Air Force as a lieutenant. While in the service, he played and coached basketball in Germany. Smith served for three years as an assistant basketball coach under Bob Spear, recognized by his peers as one of the outstanding coaches in the history of the game, and one year each as head baseball and head golf coach at the United States Air Force Academy. In 1958, the late Frank McGuire asked him to join his staff at Carolina as an assistant coach. Smith served as an assistant under McGuire for three years before McGuire resigned to become head coach of the NBA's Philadelphia Warriors in the summer of 1961. At that time, Carolina Chancellor William Aycock tapped the 30-year-old Smith to become UNC's head coach.

Smith shared his knowledge of the game with a talented group of assistants. Many of his assistants went on to head coaching jobs, including Larry Brown, Roy Williams, John Lotz, Kenny Rosemond, Eddie Fogler, Randy Wiel and Bill Guthridge.

In Smith's 36-year tenure, more than 50 of his players went on to play pro basketball in the NBA or ABA and more played in other professional leagues both in the U.S. and overseas.

Six of Smith's players won rookie of the year awards in either the NBA or ABA, including Charles Scott, Robert McAdoo, Walter Davis, Phil Ford, Michael Jordan and Vince Carter. Jordan is regarded as perhaps the best player in NBA history.

"Coach taught me the game, when to apply speed, how to use your quickness, when to use that first step, or how to apply certain skills in certain situations," says Jordan. "Dean Smith gave me the knowledge to score 37 points a game and that's something people don't understand."

Smith coached players who went on to become doctors, lawyers and businessmen. Better than 95 percent of his lettermen earned their degrees.

Smith, who played for the legendary Phog Allen at Kansas in the early 1950s, is one of only two men to both play on and coach an NCAA championship team. Smith was a member of the Jayhawk squad that won college basketball's top prize in 1952. He then coached the Tar Heels to national titles in 1982 and 1993. Bob Knight is the other person to accomplish the feat. Knight played on Ohio State's 1960 championship team and then coached Indiana to three titles.

After taking Carolina to the NCAA championship game in 1977, Smith was named National Coach of the Year by the NABC. He received similar honors from the U.S. Basketball Writers Association and Basketball Weekly in 1979 and from Medalist in 1982. He was named the Naismith National Coach of the Year in 1993 after leading the Tar Heels to the national crown.

In 1993, the Atlantic Coast Sportswriters Association named Smith the ACC Coach of the Year, an honor he received on seven previous occasions as well—1967, 1968, 1971, 1976, 1977, 1979 and 1988.

YEAR-BY-YEAR WITH DEAN SMITH AT NORTH CAROLINA

Year	Overall W-L	Pct.	ACC W-L	ACC Regular Season Finish	ACC Tournament Finish	National Polls Media Coaches	Post-Season Finish
1961-62	8-9	47.1	7-7	Tied 4th	Quarterfinalist		
1962-63	15-6	71.4	10-4	3rd	Semifinalist		
1963-64	12-12	50.0	6-8	5th	Semifinalist		
1964-65	15-9	62.5	10-4	Tied 2nd	Quarterfinalist		
1965-66	16-11	59.3	8-6	Tied 3rd	Semifinalist		
1966-67	26-6	81.3	12-2	1st	Champion	4th 3rd	NCAA 4th Place
1967-68	28-4	87.5	12-2	1st	Champion	4th 4th	NCAA Finalist
1968-69	27-5	84.4	12-2	1st	Champion	4th 2nd	NCAA 4th Place
1969-70	18-9	66.7	9-5	Tied 2nd	Quarterfinalist		NIT Final 16
1970-71	26-6	81.3	11-3	1st	Finalist	13th 13th	NIT Champion
1971-72	26-5	83.9	9-3	1st	Champion	2nd 2nd	NCAA 3rd Place
1972-73	25-8	75.8	8-4	2nd	Quarterfinalist	11th 12th	NIT 3rd Place
1973-74	22-6	78.6	9-3	Tied 2nd	Semifinalist	12th 8th	NIT Final 16
1974-75	23-8	74.2	8-4	Tied 2nd	Champion	9th 10th	NCAA Final 16
1975-76	25-4	86.2	11-1	1st	Finalist	8th 6th	NCAA Final 32
1976-77	28-5	84.8	9-3	1st	Champion	5th 3rd	NCAA Finalist
1977-78	23-8	74.2	9-3	1st	Semifinalist	16th 10th	NCAA Final 32
1978-79	23-6	79.3	9-3	Tied 1st	Champion	9th 3rd	NCAA Final 32
1979-80	21-8	72.4	9-5	Tied 2nd	Semifinalist	15th 15th	NCAA Final 32
1980-81	29-8	78.4	10-4	2nd	Champion	6th 6th	NCAA Finalist
1981-82	32-2	94.1	12-2	Tied 1st	Champion	1st 1st	NCAA Champion
1982-83	28-8	77.8	12-2	Tied 1st	Semifinalist	8th 8th	NCAA Final 8
1983-84	28-3	90.3	14-0	1st	Semifinalist	1st 1st	NCAA Final 16
1984-85	27-9	75.0	9-5	Tied 1st	Finalist	7th 7th	NCAA Final 8
1985-86	28-6	82.4	10-4	3rd	Quarterfinalist	8th 8th	NCAA Final 16
1986-87	32-4	88.9	14-0	1st	Finalist	2nd 3rd	NCAA Final 8
1987-88	27-7	79.4	11-3	1st	Finalist	7th 8th	NCAA Final 8
1988-89	29-8	78.4	9-5	Tied 2nd	Champion	5th 4th	NCAA Final 16
1989-90	21-13	61.8	8-6	Tied 3rd	Quarterfinalist		NCAA Final 16
1990-91	29-6	82.9	10-4	2nd	Champion	4th 4th	NCAA Final 4
1991-92	23-10	69.7	9-7	3rd	Finalist	18th 12th	NCAA Final 16
1992-93	34-4	89.5	14-2	1st	Finalist	4th 1st	NCAA Champion
1993-94	28-7	80.0	11-5	2nd	Champion	1st 9th	NCAA Final 32
1994-95	28-6	82.3	12-4	Tied 1st	Finalist	4th 3rd	NCAA Final 4
1995-96	21-11	65.6	10-6	3rd	Quarterfinalist	25th 24th	NCAA Final 32
1996-97	28-7	80.0	11-5	Tied 2nd	Champion	4th 4th	NCAA Final 4
36 Years	879-254	77.6	364-136	(72.8)	13 ACC titles		2 NCAA titles 11 Final Fours

CAROLINA BASKETBALL HEAD COACHING RECORDS

Seasons	Name	No. of Years	W-L	Pct.
1911-14	Nat Cartmell	4	25-24	51.0
1915-16	Charles Doak	2	18-16	52.9
1917-19	Howell Peacock	3	23-14	62.2
1920-21	Fred Boye	2	19-17	52.8
1922-23	No Coach	2	30-7	81.1
1924	Norman Shepard	1	26-0	100.0
1925	Monk McDonald	1	20-5	80.0
1926	Harlan Sanborn	1	20-5	80.0
1927-31	James Ashmore	5	80-37	68.4
1932-35	George Shepard	4	69-16	81.2
1936-39	Walter Skidmore	4	65-25	72.2
1940-44	Bill Lange	5	85-41	67.5
1945-46	Ben Camevale	2	52-11	82.5
1947-52	Tom Scott	6	100-65	60.6
1953-61	Frank McGuire	9	164-58	73.9
1962-97	Dean Smith	36	879-254	77.6
1997-2000	Bill Guthridge	3	80-28	74.1
2000-03	Matt Doherty	3	53-43	55.2
2003-present	Roy Williams	7	196-54	78.4
Totals		100	2,004-720	73.6

WINNINGEST NCAA DIVISION I MEN'S BASKETBALL COACHES BY VICTORIES ENTERING THE 2010-11 SEASON

Coach (Teams Coached)	Wins
1. Bob Knight (Army, Indiana, Texas Tech)	902
2. Dean Smith (North Carolina)	879
3. Adolph Rupp (Kentucky)	876
4. Mike Krzyzewski* (Army, Duke)	868
5. Jim Phelan (Mt. St. Mary's)	830
6. Jim Boeheim* (Syracuse)	829
7. Jim Calhoun* (Northeastern, Connecticut)	823
8. Eddie Sutton (Creighton, Arkansas, Kentucky, Oklahoma State)	804
9. Lefty Driesell (Davidson, Maryland, James Madison, Georgia St.)	786
10. Lute Olson (Long Beach State, Iowa, Arizona)	780

*indicates active coach in 2010-11
(minimum 10 seasons in Division I)
(source: NCAA)

NATIONAL CHAMPIONSHIPS

1924 • 1957 • 1982 • 1993 • 2005 • 2009



2009

Carolina is one of only four schools — and the only one in the ACC — that has won five or more NCAA championships.

1982

1957



Carolina and the NCAA Tournament

- 41 appearances (No. 2 all-time)
- five championships (tied No. 3 all-time)
 - 18 Final Fours (No. 1 all-time)
 - 102 wins (No. 1 all-time)
 - 72.3 winning percentage (No. 3 all-time)
 - 141 games (No. 2 all-time)
 - 13 times a No. 1 seed (No. 1 all-time)



2009

1993

UNC IN THE FINAL FOUR

CAROLINA LEADS WITH 18 APPEARANCES

1969

2000



1946

Carolina has played in nine Final Fours in the last 20 years, more than any other school in the nation during that span.



1972



1998

2005

Carolina's Final Four Appearances

1946, 1957, 1967, 1968, 1969, 1972, 1977, 1981, 1982, 1991, 1993, 1995, 1997, 1998, 2000, 2005, 2008, 2009



All-Time Final Fours

North Carolina 18

UCLA 17

Duke 15

Kansas 13


Kentucky 13

1967

1995

1957 NCAA CHAMPIONS

THE PERFECT SEASON



NATIONAL COLLEGIATE BASKETBALL CHAMPIONSHIP
MUNICIPAL AUDITORIUM
KANSAS CITY, MISSOURI
MARCH 22, 23, 1957

1939	1940	1941	1942	1943	1944	1945	1946	1947	1948	1949	1950	1951	1952	1953	1954	1955	1956	1957	
...



1956-57

**Record: 32-0; H: 8-0, A: 8-0, N: 16-0
ACC 14-0, Regular-Season &
Tournament Champion
NCAA Champion
Coach: Frank McGuire**

D4	Furman	H	W	94-66
D8	Clemson	CHAR	W	94-75
D12	G. Washington (6/-)	NOR	W	82-55
D15	S. Carolina (6/-)	A	W*	90-86
D17	Maryland (6/-)	H	W	70-61
D20	NYU (3/-)	NYC	W	64-59
D21	Dartmouth (3/-)	BOS	W	89-61
D22	Holy Cross (3/-)	BOS	W	83-70
Dixie Classic				
D27	Utah (2/-)	RAL	W	97-76
D28	Duke (2/9)	RAL	W	87-71
D29	Wake Forest	RAL	W	63-55
J8	Wm. & Mary (2/-)	A	W	71-61
J11	Clemson (2/-)	H	W	86-54
J12	Virginia (2/-)	H	W	102-90
J15	NC State (2/-)	A	W	83-57
J30	W. Carolina (1/-)	A	W	77-59
F5	Maryland (1/-)	A	W**	65-61
F9	Duke (1/-)	H	W	75-73
F11	Virginia (1/-)	A	W	68-59
F13	Wake Forest (1/11)	H	W	72-69
F19	NC State (1/-)	H	W	86-57
F22	S. Carolina (1/-)	H	W	75-62
F26	Wake Forest (1/13)	A	W	69-64
M1	Duke (1/-)	A	W	86-72
ACC Tournament				
M7	Clemson (1/-)	RAL	W	81-61
M8	Wake Forest (1/20)	RAL	W	61-59
M9	S. Carolina (1/-)	RAL	W	95-75
NCAA East Regional				
M12	Yale (1/-)	NYC	W	90-74
M15	Canisius (1/20)	PHI	W	87-75
M16	Syracuse (1/-)	PHI	W	67-58
NCAA Final Four				
M22	Michigan St. (1/11)	KC	W***	74-70
M23	Kansas (1/2)	KC	W***	54-53

Monogram Winners: Pete Brennan, Bob Cunningham, Gehrman Holland, Tommy Kearns, Danny Lotz, Joe Quigg, Tony Radovich, Ken Rosemond, Lennie Rosenbluth, Roy Searcy, Bob Young

*indicates overtime period




1982 NCAA CHAMPIONS

JORDAN'S SHOT WINS SMITH'S FIRST TITLE



Sally Sather



Allen Dean Steele/The Daily Tar Heel 1982





Hugh Morton

1981-82
Record: 32-2; H: 9-1, A: 7-1, N: 16-0
ACC 12-2, Regular-Season & Tournament Champion
NCAA Champion
Coach: Dean Smith


N28	Kansas (1/-)	CHAR	W	74-67
N30	S. California (1/-)	GBO	W	73-62
D3	Tulsa (1/9)	H	W	78-70
D12	South Florida (1/-)	H	W	75-39
D19	Rutgers (1/-)	NYC	W	59-36
D26	Kentucky (1/2)	ERNJ	W	82-69
Cable Car Classic				
D28	Penn State (1/-)	SC	W*	56-50
D29	Santa Clara (1/-)	A	W	76-57
J4	Wm. & Mary (1/-)	H	W	64-40
J6	Maryland (1/-)	A	W	66-50
J9	Virginia (1/2)	H	W	65-60
J13	NC State (1/12)	A	W	61-41
J16	Duke (1/-)	A	W	73-63
J21	Wake Forest (1/-)	H	L	48-55
J23	Ga. Tech (1/-)	A	W	66-54
J27	Clemson (2/-)	H	W	77-72
J30	NC State (2/17)	H	W	58-44
F3	Virginia (2/3)	A	L	58-74
North-South Doubleheader				
F5	Furman (2/-)	CHAR	W	96-69
F6	The Citadel (2/-)	CHAR	W	67-46
F11	Maryland (2/-)	H	W	59-56
F14	Georgia (2/-)	GBO	W	66-57
F17	Wake Forest (2/14)	A-GBO	W	69-51
F20	Clemson (2/-)	A	W	55-49
F24	Ga. Tech (2/-)	H	W	77-54
F27	Duke (2/-)	H	W	84-66
ACC Tournament				
M5	Ga. Tech (1/-)	GBO	W	55-39
M6	NC State (1/-)	GBO	W	58-46
M7	Virginia (1/3)	GBO	W	47-45
NCAA East Regional				
M13	James Madison (1/-)	CHAR	W	52-50
M19	Alabama (1/13)	RAL	W	74-69
M21	Villanova (1/-)	RAL	W	70-60
NCAA Final Four				
M27	Houston (1/-)	NO	W	68-63
M29	Georgetown (1/6)	NO	W	63-62

Monogram Winners: Jeb Barlow, Jimmy Black, Jim Braddock, John Brownlee, Chris Brust, Matt Doherty, Cecil Exum, Michael Jordan, Timo Makkonen, Warren Martin, Sam Perkins, Buzz Peterson, Lynwood Robinson, Dean Shaffer, James Worthy

*indicates overtime period

1993 NCAA CHAMPIONS

TAR HEELS WIN AGAIN IN THE BIG EASY



Hugh Morton





Andrew Cline/Daily Tar Heel

1992-93
Record: 34-4; H: 12-0 A: 10-2 N: 12-2
ACC 14-2, Regular-Season Champion;
NCAA Champion
Coach: Dean Smith

D1	Old Dominion (7/-)	H	W	119-82
Diet Pepsi Tournament Of Champions				
D4	S. Carolina (7/-)	CHAR	W	108-67
D5	Texas (7/-)	CHAR	W	104-68
D9	Virginia Tech (5/-)	ROA	W	78-62
D13	Houston (5/-)	H	W	84-76
D20	Butler (5/-)	A	W	103-56
D22	Ohio State (5/-)	A	W	84-64
Rainbow Classic				
D28	SW Louisiana a(5/-)	HON	W	80-59
D29	Michigan (5/6)	HON	L	78-79
D30	Hawaii (5/-)	A	W	101-84
J4	Cornell (5/-)	H	W	98-60
J7	NC State (6/-)	A	W	100-67
J9	Maryland (6/-)	H	W	101-73
J13	Ga. Tech (5/8)	H	W	80-67
J16	Clemson (5/-)	A	W	82-72
J20	Virginia (3/17)	H	W	80-58
J24	Seton Hall (3/10)	A	W	70-66
J27	Florida St. (3/19)	H	W	82-77
J30	Wake Forest (3/-)	A	L	62-88
F3	Duke (6/5)	A	L	67-81
F6	NC State (6/-)	H	W	104-58
F9	Maryland (6/-)	A	W	77-63
F14	Ga. Tech (6/-)	A	W	77-66
F17	Clemson (3/-)	H	W	80-67
F21	Virginia (3/23)	A	W	78-58
F23	Notre Dame (3/-)	H	W	85-56
F27	Florida St. (3/6)	A	W	86-76
M3	Wake Forest (1/14)	H	W	83-65
M7	Duke (1/6)	H	W	83-69
ACC Tournament				
M12	Maryland (1/-)	CHAR	W	102-66
M13	Virginia (1/-)	CHAR	W	74-56
M14	Ga. Tech (1/-)	CHAR	L	75-77
NCAA East Regional				
M18	E. Carolina (4/-)	W-S	W	85-65
M20	Rhode Island (4/-)	W-S	W	112-67
M26	Arkansas (4/12)	ERNJ	W	80-74
M28	Cincinnati (4/7)	ERNJ	W*	75-68
NCAA Final Four				
A3	Kansas (4/9)	NO	W	78-68
A5	Michigan (4/3)	NO	W	77-71

Monogram Winners: Dante Calabria, Scott Cherry, Larry Davis, Ed Geth, George Lynch, Eric Montross, Derrick Phelps, Brian Reese, Henrik Rodl, Kevin Salvadori, Travis Stephenson, Pat Sullivan, Matt Wenstrom, Donald Williams

*indicates overtime period



2005 NCAA CHAMPIONS

MAY LEADS UNC TO WILLIAMS' FIRST TITLE





2004-05
Record: 33-4; H: 15-0 A: 8-2 N: 10-2
ACC 14-2, Regular-Season Champion;
NCAA Champion
Coach: Roy Williams

N19 Santa Clara (4/-)	OAK	L	66-77
Maui Invitational			
N22 BYU (11/-)	MAUI	W	86-50
N23 Tennessee (11/-)	MAUI	W	94-81
N24 Iowa (11/-)	MAUI	W	106-92
N28 S. California (11/-)	H	W	97-65
ACC-Big Ten Challenge			
D1 Indiana (9/-)	A	W	70-63
D4 Kentucky (9/8)	H	W	91-78
D12 Loyola (8/-)	H	W	109-60
D19 Virginia Tech (5/-)	A	W	85-51
D21 Vermont (4/-)	H	W	93-65
D28 UNC Wilmington (9/-)	H	W	96-75
D30 Cleveland State (4/-)	H	W	107-64
J2 Wm. & Mary (4/-)	H	W	105-66
J8 Maryland (3/22)	H	W	109-75
J12 Georgia Tech (3/8)	H	W	91-69
J15 Wake Forest (3/4)	A	L	82-95
J19 Clemson (6/-)	A	W	77-58
J22 Miami (6/-)	H	W	87-67
J29 Virginia (3/-)	A	W	110-76
F3 NC State (2/-)	H	W	95-71
F6 Florida State (2/-)	A	W	81-60
F9 Duke (2/7)	A	L	70-71
F13 Connecticut (2/19)	HTF	W	77-70
F16 Virginia (4/-)	H	W	85-61
F19 Clemson (4/-)	H	W	88-56
F22 NC State (2/-)	A	W	81-71
F27 Maryland (2/-)	A	W	85-83
M3 Florida State (2/-)	H	W	91-76
M6 Duke (2/6)	H	W	75-73
ACC Tournament			
M11 Clemson (2/-)	DC	W	88-81
M12 Georgia Tech (2/-)	DC	L	75-78
NCAA East Regional			
M18 Oakland (2/-)	CHAR	W	96-68
M20 Iowa State (2/-)	CHAR	W	92-65
M25 Villanova (2/19)	SYR	W	67-66
M27 Wisconsin (2/20)	SYR	W	88-82
NCAA Final Four			
A2 Michigan St. (2/15)	STL	W	87-71
A4 Illinois (2/1)	STL	W	75-70

Monogram Winners: Charlie Everett, Raymond Felton, Brooks Foster, Damion Grant, Jesse Holley, C.J. Hooker, Jackie Manuel, Sean May, Rashad McCants, Wes Miller, David Noel, Byron Sanders, Melvin Scott, Reyshawn Terry, Quentin Thomas, Jawad Williams, Marvin Williams



Jeffrey Camarati



Jeffrey Camarati



2009 NCAA CHAMPIONS

TAR HEELS WIN SECOND TITLE IN FIVE YEARS



Jeffrey Camarati



2008-09

**Record: 34-4; H: 14-1 A: 8-2 N: 12-1
ACC 13-3, 1st Place;
NCAA Champion
Coach: Roy Williams**

N15 Penn (1/-)	H	W	86-71
N18 Kentucky (1/-)	H	W	77-58
N21 UC Santa Barbara (1/-)A	W	W	84-67

Maui Invitational

N24 Chaminade (1/-)	MAUI	W	115-70
N25 Oregon (1/-)	MAUI	W	98-69
N26 Notre Dame (1/8)	MAUI	W	102-87
N30 UNC Asheville (1/-)	H	W	116-48

ACC-Big Ten Challenge

D3 Michigan State (1/13)	DET	W	98-63
D13 Oral Roberts (1/-)	H	W	100-84
D18 Evansville (1/-)	H	W	91-73
D20 Valparaiso (1/-)	CHI	W	85-63
D28 Rutgers (1/-)	H	W	97-75
D31 Nevada (1/-)	A	W	84-61
J4 Boston College (1/-)	H	L	78-85
J7 Coll of Charleston (1/-)H	W	108-70	
J11 Wake Forest (3/4)	A	L	89-92
J15 Virginia (5/-)	A	W	83-61
J17 Miami (5/-)	H	W	82-65
J21 Clemson (5/10)	H	W	94-70
J28 Florida State (5/-)	A	W	80-77
J31 NC State (5/-)	A	W	93-76
F3 Maryland (3/-)	H	W	108-91
F7 Virginia (3/-)	H	W	76-61
F11 Duke (3/6)	A	W	101-87
F15 Miami (3/-)	A	W	69-65
F18 NC State (3/-)	H	W	89-80
F21 Maryland (3/-)	A	L*	85-88
F28 Georgia Tech (4/-)	H	W	104-74
M4 Virginia Tech (2/-)	A	W	86-78
M8 Duke (2/7)	H	W	79-71

ACC Tournament

M13 Virginia Tech (1/-)	ATL	W	79-76
M14 Florida State (1/22)	ATL	L	70-73

NCAA South Regional

M19 Radford (2/-)	GBO	W	101-58
M21 LSU (2/21)	GBO	W	84-70
M27 Gonzaga (2/10)	MEM	W	98-77
M29 Oklahoma (2/8)	MEM	W	72-60

NCAA Final Four


A4 Villanova (2/11)	DET	W	83-69
A6 Michigan State (2/7)	DET	W	89-72

Monogram Winners: Marc Campbell, Mike Copeland, Ed Davis, Larry Drew II, Wayne Ellington, Bobby Frasier, Marcus Ginyard, Will Graves, Danny Green, Tyler Hansbrough, Ty Lawson, Patrick Moody, J.B. Tanner, Deon Thompson, Justin Watts, Jack Wooten, Tyler Zeller

*indicates overtime period



Jeffrey Camarati



Jeffrey Camarati

NCAA TOURNAMENT HISTORY

NCAA TOURNAMENT RECORDS

ALL-TIME APPEARANCES

Team	No.
Kentucky	50
North Carolina	41
UCLA	41
Kansas	39
Louisville	36
Indiana	35

ALL-TIME CONSECUTIVE APPEARANCES

Team	No.
North Carolina, 1975-2001	27
Kansas, 1990-present	21
Indiana, 1986-2003	18
Kentucky, 1992-2008	17
Duke, 1996-present	15

ALL-TIME TOURNAMENT GAMES

Team	No.
Kentucky	146
North Carolina	141
UCLA	128
Duke	124
Kansas	123

ALL-TIME TOURNAMENT WINS

Team	No.
North Carolina	102
Kentucky	101
UCLA	94
Duke	94
Kansas	85

TOURNAMENT WINNING PERCENTAGE

Team	Pct. (Record)
Duke	75.8 (94-30)
UCLA	73.4 (94-34)
North Carolina	72.3 (102-39)
Florida	70.3 (26-11)
Michigan State	69.3 (52-23)

1982 NCAA champions



Heinz Klutmeier/SI

Elsa/Getty Images

2005 NCAA champions



Getty Images

2009 NCAA champions



CAROLINA'S NCAA TOURNAMENT SUCCESS

NCAA Tournament Appearances (41)

1941, 1946, 1957, 1959, 1967, 1968, 1969, 1972, 1975, 1976, 1977, 1978, 1979, 1980, 1981, 1982, 1983, 1984, 1985, 1986, 1987, 1988, 1989, 1990, 1991, 1992, 1993, 1994, 1995, 1996, 1997, 1998, 1999, 2000, 2001, 2004, 2005, 2006, 2007, 2008, 2009

NCAA Championships (5)

1957, 1982, 1993, 2005, 2009

NCAA Championship Game Appearances (9)

1946, 1957, 1968, 1977, 1981, 1982, 1993, 2005, 2009

NCAA Final Four Appearances (18*)

1946, 1957, 1967, 1968, 1969, 1972, 1977, 1981, 1982, 1991, 1993, 1995, 1997, 1998, 2000, 2005, 2008, 2009

NCAA Regional Final Appearances (24)

1941, 1946, 1957, 1967, 1968, 1969, 1972, 1977, 1981, 1982, 1983, 1985, 1987, 1988, 1991, 1993, 1995, 1997, 1998, 2000, 2005, 2007, 2008, 2009

NCAA Sweet 16 Appearances (23*)

1975, 1977, 1981, 1982, 1983, 1984, 1985, 1986, 1987, 1988, 1989, 1990, 1991, 1992, 1993, 1995, 1997, 1998, 2000, 2005, 2007, 2008, 2009

*NCAA record



Jeffrey Camarati

FINAL FOURS

North Carolina	18
UCLA	17
Duke	15
Kansas	13
Kentucky	13



J.D. Lyon Jr.

Hugh Morton



The Tar Heels hoist the 1993 NCAA championship trophy.



Carolina reached its fourth Final Four in six years in 1972.

MOST NO. 1 SEEDS IN NCAA HISTORY

- ◆ The 2008-09 season marked the 13th time Carolina has been a No. 1 seed in the NCAA Tournament, the third year in a row, the fourth in five years and the 10th in 19 years.
- ◆ The Tar Heels have earned more No. 1 seeds than any team in NCAA Tournament history (Duke is second with 11).
- ◆ UNC's 13 No. 1 seeds have come in 1979, 1982, 1984, 1987, 1991, 1993, 1994, 1997, 1998, 2005, 2007, 2008 and 2009.
- ◆ The Tar Heels won the national championship as a No. 1 seed in 1982, 1993, 2005 and 2009, and also reached the Final Four as a No. 1 seed in 1991, 1997, 1998 and 2008.
- ◆ The 2008-09 season marked **Roy Williams's** ninth No. 1 seed in 22 years as a head coach, the second-most for any coach in history. Duke's Mike Krzyzewski is first with 11; UNC's Dean Smith is third with eight.

CAROLINA VS. OPPONENTS IN THE NCAA TOURNAMENT

Opponent	Record	Last Played	Opponent	Record	Last Played
Air Force	1-0	2004	Missouri	1-0	2000
Alabama-Birmingham	1-0	1986	Mount St. Mary's	1-0	2008
Alabama	2-1	1992	Murray State	2-0	2006
Arizona	0-2	1997	Navy	1-1	1998
Arkansas	2-2	2008	New Mexico State	1-0	1975
Auburn	1-0	1985	New Orleans	1-0	1996
Boston College	2-1	1994	New York	1-0	1946
California	1-0	1997	North Texas	1-0	1988
Canisius	1-0	1957	Northeastern	1-0	1991
Charlotte	1-0	1998	Notre Dame	3-0	1987
Cincinnati	1-0	1993	Oakland	1-0	2005
Colorado	1-0	1997	Ohio State	3-1	1992
Connecticut	1-0	1998	Oklahoma	2-0	2009
Dartmouth	0-1	1941	Oklahoma A&M	0-1	1946
Davidson	2-0	1969	Pennsylvania	2-1	1987
Dayton	0-1	1967	Penn State	0-1	2001
Drake	0-1	1969	Pittsburgh	1-1	1981
Dusquene	1-0	1969	Princeton	2-0	2001
East Carolina	1-0	1993	Purdue	1-1	1977
Eastern Kentucky	1-0	2007	Radford	1-0	2009
Eastern Michigan	1-0	1991	Rhode Island	1-0	1993
Fairfield	1-0	1997	San Francisco	0-1	1978
Florida	0-1	2000	South Carolina	1-0	1972
Florida State	0-1	1972	Southern	1-0	1989
George Mason	0-1	2006	Southern California (USC)	1-0	2007
Georgetown	2-1	2007	St. Bonaventure	1-0	1968
Georgia	0-1	1983	Southwest Missouri St.	1-0	1990
Gonzaga	1-0	2009	Stanford	1-0	2000
Houston	1-1	1992	Syracuse	1-2	1987
Illinois	1-0	2005	Temple	2-0	1991
Indiana	0-2	1984	Tennessee	1-0	2000
Iowa State	2-0	2005	Texas	0-1	2004
James Madison	2-0	1983	Texas A&M	0-1	1980
Kansas	2-2	2008	Texas Tech	0-1	1996
Kansas State	1-0	1981	Tulsa	1-0	2000
Kentucky	2-0	1995	UCLA	1-1	1989
Liberty	1-0	1994	UNLV	1-0	1977
Louisiana State	1-0	2009	Utah	2-1	1998
Louisville	3-1	2008	Villanova	4-1	2009
Loyola Marymount	1-0	1988	Virginia	1-0	1981
Marquette	0-1	1977	Washington State	1-0	2008
Miami (Ohio)	1-0	1992	Weber State	0-1	1999
Michigan	3-1	1993	Wisconsin	1-0	2005
Michigan State	5-0	2009	Yale	1-0	1957
Middle Tennessee State	1-0	1985	Total	102-39	

Tom Copeland/Greensboro News & Record



HOW UNC PERFORMS (by seed)

Seed	W-L	Year(s)
1	47-9	1979, 1982, 1984, 1987, 1991, 1993, 1994, 1997, 1998, 2005, 2007, 2008, 2009
2	19-7	1981, 1983, 1985, 1988, 1989, 1995, 2001
3	3-4	1980, 1986, 1999, 2006
4	2-1	1992
6	2-2	1996, 2004
8	6-2	1990, 2000

UNC VS. SEEDS IN NCAA TOURNAMENT PLAY

Seed	W-L	Last Faced (opponent)
1	7-3	2008 (Kansas)
2	5-5	2009 (Michigan State)
3	6-5	2009 (Villanova)
4	6-4	2009 (Gonzaga)
5	6-1	2007 (USC)
6	5-1	2005 (Wisconsin)
7	4-1	2001 (Penn State)
8	5-1	2009 (LSU)
9	9-2	2008 (Arkansas)
10	4-0	1991 (Temple)
11	3-1	2006 (George Mason)
12	1-0	1991 (Eastern Michigan)
13	1-0	1992 (Miami of Ohio)
14	2-1	2006 (Murray State)
15	5-0	2001 (Princeton)
16	10-0	2009 (Radford)

UNC'S WON-LOSS RECORD AT NCAA TOURNAMENT SITES

Site	Record	Last
Atlanta, Ga.	3-2	1989
Austin, Texas	4-0	2000
Birmingham, Ala.	5-1	2000
Charlotte, N.C.	9-0	2008
Cincinnati, Ohio	2-0	1992
College Park, Md.	6-0	1977
Dallas, Texas	0-1	1990
Dayton, Ohio	1-2	2006
Denton, Texas	0-1	1980
Denver, Colo.	1-1	2004
Detroit, Mich.	2-0	2009
East Rutherford, N.J.	6-2	2007
El Paso, Texas	1-0	1981
Greensboro, N.C.	5-0	2009
Hartford, Conn.	2-0	1998
Houston, Texas	0-1	1986
Indianapolis, Ind.	0-3	2000
Kansas City, Mo.	2-0	1957
Landover, Md.	1-1	1994
Lexington, Ky.	0-2	1992
Los Angeles, Calif.	2-2	1972
Louisville, Ky.	0-4	1969
Madison, Wis.	0-2	1941
Memphis, Tenn.	2-0	2009
Morgantown, W.Va.	2-0	1972
New Orleans, La.	5-1	2001
New York, N.Y.	3-2	1959
Ogden, Utah	2-0	1986
Philadelphia, Pa.	3-1	1981
Providence, R.I.	1-1	1975
Raleigh, N.C.	7-1	2008
Richmond, Va.	1-1	1996
St. Louis, Mo.	2-0	2005
Salt Lake City, Utah	4-0	1988
San Antonio, Texas	0-2	2008
Seattle, Wash.	1-3	1999
South Bend, Ind.	2-0	1985
Syracuse, N.Y.	7-1	2005
Tallahassee, Fla.	2-0	1995
Tempe, Ariz.	0-1	1978
Winston Salem, N.C.	6-0	2007
Total	102-39	



NCAA TOURNAMENT RESULTS

Year	Date	Round	Opponent (Seeds-UNC/Opp.)	W/L	Score	Site	Arena
1941	March 21	East Semifinal	Pittsburgh	L	20-26	Madison, Wis.	Wisconsin Field House
1941	March 22	East Consolation	Dartmouth	L	59-60	Madison, Wis.	Wisconsin Field House
1946	March 21	East Semifinal	NYU	W	57-49	New York, N.Y.	Madison Square Garden
1946	March 23	FF- East Final	Ohio State	W (ot)	60-57	New York, N.Y.	Madison Square Garden
1946	March 26	FF- National Championship	Oklahoma A&M	L	40-43	New York, N.Y.	Madison Square Garden
1957	March 12	East First	Yale	W	90-74	New York, N.Y.	Madison Square Garden
1957	March 15	East Semifinal	Canisius	W	87-75	Philadelphia, Pa.	Palestra
1957	March 16	East Final	Syracuse	W	67-58	Philadelphia, Pa.	Palestra
1957	March 22	FF- National Semifinal	Michigan State	W (3ot)	74-70	Kansas City, Mo.	Municipal Auditorium
1957	March 23	FF- National Championship	Kansas	W (3ot)	54-53	Kansas City, Mo.	Municipal Auditorium
1959	March 10	East First Round	Navy	L	63-76	New York, N.Y.	Madison Square Garden
1967	March 17	East Semifinal	Princeton	W (ot)	78-70	College Park, Md.	Cole Field House
1967	March 18	East Final	Boston College	W	96-80	College Park, Md.	Cole Field House
1967	March 24	FF- National Semifinal	Dayton	L	62-76	Louisville, Ky.	Freedom Hall
1967	March 25	FF- National Consolation	Houston	L	62-84	Louisville, Ky.	Freedom Hall
1968	March 15	East Semifinal	St. Bonaventure	W	91-72	Raleigh, N.C.	Reynolds Coliseum
1968	March 16	East Final	Davidson	W	70-66	Raleigh, N.C.	Reynolds Coliseum
1968	March 22	FF- National Semifinal	Ohio State	W	80-66	Los Angeles, Calif.	Sports Arena
1968	March 23	FF- National Championship	UCLA	L	55-78	Los Angeles, Calif.	Sports Arena
1969	March 13	East Semifinal	Duquesne	W	79-78	College Park, Md.	Cole Field House
1969	March 15	East Final	Davidson	W	87-85	College Park, Md.	Cole Field House
1969	March 20	FF- National Semifinal	Purdue	L	65-92	Louisville, Ky.	Freedom Hall
1969	March 22	FF- National Consolation	Drake	L	84-104	Louisville, Ky.	Freedom Hall
1972	March 16	East Semifinal	South Carolina	W	92-69	Morgantown, W. Va.	WVU Coliseum
1972	March 18	East Final	Penn	W	73-59	Morgantown, W. Va.	WVU Coliseum
1972	March 23	FF- National Semifinal	Florida State	L	75-79	Los Angeles, Calif.	Sports Arena
1972	March 25	FF- National Consolation	Louisville	W	105-91	Los Angeles, Calif.	Sports Arena
1975	March 15	East First	New Mexico State	W	93-69	Charlotte, N.C.	Charlotte Coliseum
1975	March 20	East Semifinal	Syracuse	L	76-78	Providence, R.I.	Providence Civic Center
1975	March 22	East Consolation	Boston College	W	110-90	Providence, R.I.	Providence Civic Center
1976	March 13	Mideast First	Alabama	L	64-79	Dayton, Ohio	University of Dayton Arena
1977	March 12	East First	Purdue	W	69-66	Raleigh, N.C.	Reynolds Coliseum
1977	March 17	East Semifinal	Notre Dame	W	79-77	College Park, Md.	Cole Field House
1977	March 19	East Final	Kentucky	W	79-72	College Park, Md.	Cole Field House
1977	March 26	FF- National Semifinal	UNLV	W	84-83	Atlanta, Ga.	Omni
1977	March 28	FF- National Championship	Marquette	L	59-67	Atlanta, Ga.	Omni
1978	March 11	West Second	San Francisco	L	64-68	Tempe, Ariz.	University Activities Center
1979	March 11	East Second	Penn (1/9)	L	71-72	Raleigh, N.C.	Reynolds Coliseum
1980	March 9	Midwest Second	Texas A&M (3/6)	L (2ot)	61-78	Denton, Texas	NTSU Coliseum
1981	March 15	West Second	Pittsburgh (2/10)	W	74-57	El Paso, Texas	Special Events Center
1981	March 19	West Semifinal	Utah (2/3)	W	61-56	Salt Lake City, Utah	Special Events Center
1981	March 21	West Final	Kansas State (2/8)	W	82-68	Salt Lake City, Utah	Special Events Center
1981	March 28	FF- National Semifinal	Virginia (2/1)	W	78-65	Philadelphia, Pa.	Spectrum
1981	March 30	FF- National Championship	Indiana (2/3)	L	50-63	Philadelphia, Pa.	Spectrum
1982	March 13	East Second	James Madison (1/9)	W	52-50	Charlotte, N.C.	Charlotte Coliseum
1982	March 19	East Semifinal	Alabama (1/4)	W	74-69	Raleigh, N.C.	Reynolds Coliseum
1982	March 21	East Final	Villanova (1/3)	W	70-60	Raleigh, N.C.	Reynolds Coliseum
1982	March 27	FF- National Semifinal	Houston (1/6)	W	68-63	New Orleans, La.	Superdome
1982	March 29	FF- National Championship	Georgetown (1/1)	W	63-62	New Orleans, La.	Superdome
1983	March 19	East Second	James Madison (2/10)	W	68-49	Greensboro, N.C.	Greensboro Coliseum
1983	March 25	East Semifinal	Ohio State (2/3)	W	64-51	Syracuse, N.Y.	Carrier Dome
1983	March 27	East Final	Georgia (2/4)	L	77-82	Syracuse, N.Y.	Carrier Dome



Year	Date	Round	Opponent (Seeds-UNC/Opp.)	W/L	Score	Site	Arena
1984	March 17	East Second	Temple (1/8)	W	77-66	Charlotte, N.C.	Charlotte Coliseum
1984	March 22	East Semifinal	Indiana (1/4)	L	68-72	Atlanta, Ga.	Omni
1985	March 14	Southeast First	Middle Tennessee State (2/15)	W	76-57	South Bend, Ind.	Joyce Athletic Center
1985	March 16	Southeast Second	Notre Dame (2/7)	W	60-58	South Bend, Ind.	Joyce Athletic Center
1985	March 22	Southeast Semifinal	Auburn (2/11)	W	62-56	Birmingham, Ala.	Jefferson Coliseum
1985	March 24	Southeast Final	Villanova (2/8)	L	44-56	Birmingham, Ala.	Jefferson Coliseum
1986	March 13	West First	Utah (3/14)	W	84-72	Ogden, Utah	Dee Events Center
1986	March 15	West Second	Alabama-Birmingham (3/6)	W	77-59	Ogden, Utah	Dee Events Center
1986	March 20	West Semifinal	Louisville (3/2)	L	79-94	Houston, Texas	Summit
1987	March 12	East First	Penn (1/16)	W	113-82	Charlotte, N.C.	Charlotte Coliseum
1987	March 14	East Second	Michigan (1/9)	W	109-97	Charlotte, N.C.	Charlotte Coliseum
1987	March 19	East Semifinal	Notre Dame (1/5)	W	74-68	East Rutherford, N.J.	Meadowlands
1987	March 21	East Final	Syracuse (1/2)	L	75-79	East Rutherford, N.J.	Meadowlands
1988	March 17	West First	North Texas State (2/15)	W	83-65	Salt Lake City, Utah	Huntsman Center
1988	March 19	West Second	Loyola Marymount (2/10)	W	123-97	Salt Lake City, Utah	Huntsman Center
1988	March 25	West Semifinal	Michigan (2/3)	W	78-69	Seattle, Wash.	Kingdome
1988	March 27	West Final	Arizona (2/1)	L	52-70	Seattle, Wash.	Kingdome
1989	March 17	Southeast First	Southern (2/15)	W	93-79	Atlanta, Ga.	Omni
1989	March 19	Southeast Second	UCLA (2/7)	W	88-81	Atlanta, Ga.	Omni
1989	March 23	Southeast Semifinal	Michigan (2/3)	L	87-92	Lexington, Ky.	Rupp Arena
1990	March 15	Midwest First	SW Missouri State (8/9)	W	83-70	Austin, Texas	Erwin Center
1990	March 17	Midwest Second	Oklahoma (8/1)	W	79-77	Austin, Texas	Erwin Center
1990	March 22	Midwest Semifinal	Arkansas (8/4)	L	73-96	Dallas, Texas	Reunion Arena
1991	March 15	East First	Northeastern (1/16)	W	101-66	Syracuse, N.Y.	Carrier Dome
1991	March 17	East Second	Villanova (1/9)	W	84-69	Syracuse, N.Y.	Carrier Dome
1991	March 22	East Semifinal	Eastern Michigan (1/12)	W	93-67	East Rutherford, N.J.	Meadowlands
1991	March 24	East Final	Temple (1/10)	W	75-72	East Rutherford, N.J.	Meadowlands
1991	March 30	FF- National Semifinal	Kansas (1/3)	L	73-79	Indianapolis, Ind.	Hoosier Dome
1992	March 19	Southeast First	Miami (Ohio) (4/13)	W	68-63	Cincinnati, Ohio	Riverfront Coliseum
1992	March 21	Southeast Second	Alabama (4/5)	W	64-55	Cincinnati, Ohio	Riverfront Coliseum
1992	March 27	Southeast Semifinal	Ohio State (4/1)	L	73-80	Lexington, Ky.	Rupp Arena
1993	March 18	East First	East Carolina (1/16)	W	85-65	Winston-Salem, N.C.	Joel Coliseum
1993	March 20	East Second	Rhode Island (1/8)	W	112-67	Winston-Salem, N.C.	Joel Coliseum
1993	March 26	East Semifinal	Arkansas (1/4)	W	80-74	East Rutherford, N.J.	Meadowlands
1993	March 28	East Final	Cincinnati (1/2)	W (ot)	75-68	East Rutherford, N.J.	Meadowlands
1993	April 3	FF- National Semifinal	Kansas (1/2)	W	78-68	New Orleans, La.	Superdome
1993	April 5	FF- National Championship	Michigan (1/1)	W	77-71	New Orleans, La.	Superdome
1994	March 18	East First	Liberty (1/16)	W	71-51	Landover, Md.	US Air Arena
1994	March 20	East Second	Boston College (1/9)	L	72-75	Landover, Md.	US Air Arena
1995	March 17	Southeast First	Murray State (2/15)	W	80-70	Tallahassee, Fla.	Leon County Civic Center
1995	March 19	Southeast Second	Iowa State (2/7)	W	73-51	Tallahassee, Fla.	Leon County Civic Center
1995	March 23	Southeast Semifinal	Georgetown (2/6)	W	74-64	Birmingham, Ala.	Jefferson Civic Center
1995	March 25	Southeast Final	Kentucky (2/1)	W	74-61	Birmingham, Ala.	Jefferson Civic Center
1995	April 1	FF- National Semifinal	Arkansas (2/2)	L	68-75	Seattle, Wash.	Kingdome
1996	March 15	East First	New Orleans (6/11)	W	83-62	Richmond, Va.	Richmond Coliseum
1996	March 17	East Second	Texas Tech (6/3)	L	73-92	Richmond, Va.	Richmond Coliseum
1997	March 13	East First	Fairfield (1/16)	W	82-74	Winston-Salem, N.C.	Joel Coliseum
1997	March 15	East Second	Colorado (1/9)	W	73-56	Winston-Salem, N.C.	Joel Coliseum
1997	March 21	East Semifinal	California (1/5)	W	63-57	Syracuse, N.Y.	Carrier Dome
1997	March 23	East Final	Louisville (1/6)	W	97-74	Syracuse, N.Y.	Carrier Dome
1997	March 29	FF- National Semifinal	Arizona (1/4)	L	58-66	Indianapolis, Ind.	RCA Dome
1998	March 12	East First	Navy (1/16)	W	88-52	Hartford, Conn.	Hartford Civic Center
1998	March 14	East Second	UNC Charlotte (1/8)	W (ot)	93-83	Hartford, Conn.	Hartford Civic Center
1998	March 19	East Semifinal	Michigan State (1/4)	W	73-58	Greensboro, N.C.	Greensboro Coliseum
1998	March 21	East Final	Connecticut (1/2)	W	75-64	Greensboro, N.C.	Greensboro Coliseum
1998	March 28	FF- National Semifinal	Utah (1/2)	L	59-65	San Antonio, Texas	Alamodome
1999	March 11	West First	Weber State (3/14)	L	74-76	Seattle, Wash.	Key Arena

Year	Date	Round	Opponent (Seeds-UNC/Opp.)	W/L	Score	Site	Arena
2000	March 17	South First	Missouri (8/9)	W	84-70	Birmingham, Ala.	Jefferson Civic Center
2000	March 19	South Second	Stanford (8/1)	W	60-53	Birmingham, Ala.	Jefferson Civic Center
2000	March 24	South Semifinal	Tennessee (8/4)	W	74-69	Austin, Texas	Erwin Center
2000	March 26	South Final	Tulsa (8/7)	W	59-55	Austin, Texas	Erwin Center
2000	April 3	FF- National Semifinal	Florida (8/5)	L	59-71	Indianapolis, Ind.	RCA Dome
2001	March 16	South First	Princeton (2/15)	W	70-48	New Orleans, La.	Superdome
2001	March 18	South Second	Penn State (2/7)	L	74-82	New Orleans, La.	Superdome
2004	March 18	South First	Air Force (6/11)	W	63-52	Denver, Colo.	Pepsi Center
2004	March 20	South Second	Texas (6/3)	L	75-78	Denver, Colo.	Pepsi Center
2005	March 18	East First	Oakland (Mich.) (1/16)	W	96-68	Charlotte, N.C.	Charlotte Coliseum
2005	March 20	East Second	Iowa State (1/8)	W	92-65	Charlotte, N.C.	Charlotte Coliseum
2005	March 25	East Semifinal	Villanova (1/5)	W	67-66	Syracuse, N.Y.	Carrier Dome
2005	March 27	East Final	Wisconsin (1/6)	W	88-82	Syracuse, N.Y.	Carrier Dome
2005	April 2	FF- National Semifinal	Michigan State (1/5)	W	87-71	St. Louis, Mo.	Edward Jones Dome
2005	April 4	FF- National Championship	Illinois (1/1)	W	75-70	St. Louis, Mo.	Edward Jones Dome
2006	March 17	East First	Murray State (3/14)	W	69-65	Dayton, Ohio	University of Dayton Arena
2006	March 19	East Second	George Mason (3/11)	L	60-65	Dayton, Ohio	University of Dayton Arena
2007	March 15	East First	Eastern Kentucky (1/16)	W	86-65	Winston-Salem, N.C.	Joel Coliseum
2007	March 17	East Second	Michigan State (1/9)	W	81-67	Winston-Salem, N.C.	Joel Coliseum
2007	March 23	East Semifinal	Southern California (1/5)	W	74-64	East Rutherford, N.J.	Meadowlands
2007	March 25	East Final	Georgetown (1/2)	L (ot)	84-96	East Rutherford, N.J.	Meadowlands
2008	March 21	East First	Mount St. Mary's (1/16)	W	113-74	Raleigh, N.C.	RBC Center
2008	March 23	East Second	Arkansas (1/9)	W	108-77	Raleigh, N.C.	RBC Center
2008	March 27	East Semifinal	Washington State (1/4)	W	68-47	Charlotte, N.C.	Bobcats Arena
2008	March 29	East Final	Louisville (1/3)	W	83-73	Charlotte, N.C.	Bobcats Arena
2008	April 5	FF- National Semifinal	Kansas (1/1)	L	66-84	San Antonio, Texas	Alamodome
2009	March 19	South First	Radford (1/16)	W	101-58	Greensboro, N.C.	Greensboro Coliseum
2009	March 21	South Second	LSU (1/8)	W	84-70	Greensboro, N.C.	Greensboro Coliseum
2009	March 27	South Semifinal	Gonzaga (1/4)	W	98-77	Memphis, Tenn.	FedExForum
2009	March 29	South Final	Oklahoma (1/2)	W	72-60	Memphis, Tenn.	FedExForum
2009	April 4	FF- National Semifinal	Villanova (1/3)	W	83-69	Detroit, Mich.	Ford Field
2009	April 6	FF-National Championship	Michigan State (1/2)	W	89-72	Detroit, Mich.	Ford Field

Tom Copeland/Greensboro News & Record



Ed Cota (left) and Joseph Forte led Carolina on a surprise run to the 2000 Final Four.

J.D. Lyon Jr.



Reyshawn Terry dunks in the 2006 win over Murray State.

J.D. Lyon Jr.



The Tar Heels beat Louisville in the 2008 East Regional final to reach their 17th Final Four.

Getty Images



Danny Green dunks over Oklahoma on the way to the 2009 NCAA championship.

NCAA TOURNAMENT TEAM RECORDS

POINTS

- 123 vs. Loyola Marymount, 1988 (West 2nd Round)
- 113 vs. Pennsylvania, 1987 (East 1st Round)
- 113 vs. Mount St. Mary's, 2008 (East 1st Round)
- 112 vs. Rhode Island, 1993 (East 2nd Round)
- 110 vs. Boston College, 1975 (East 3rd Place)
- Most Points by an Opponent**
- 104 by Drake, 1969 (NCAA 3rd Place)

FIELD GOALS

- 49 vs. Loyola Marymount, 1988 (West 2nd Round)
- 44 vs. Boston College, 1975 (East 3rd Place)
- 44 vs. Arkansas, 2008 (East 2nd Round)
- 43 vs. Mount St. Mary's, 2008 (East 1st Round)
- 42 vs. Rhode Island, 1993 (East 2nd Round)
- Most Field Goals by an Opponent**
- 45 by Drake, 1969 (NCAA 3rd Place)

FIELD GOALS ATTEMPTED

- 91 vs. Ohio State, 1946 (East Finals)
- 88 vs. Michigan State, 1957 (NCAA Semifinals)
- 85 vs. Houston, 1967 (NCAA 3rd Place)
- 84 vs. Radford, 2009 (South 1st Round)
- 77 vs. Boston College, 1975 (East 3rd Place)
- 77 vs. Southern California, 2007 (East Semifinals)
- Most Field Goals Attempted by an Opponent**
- 103 by Loyola Marymount, 1988 (West 2nd Round)

FIELD GOAL PERCENTAGE

- 79.0 vs. Loyola Marymount (49-62), 1988 (West 2nd Round)
- 67.7 vs. Arkansas (44-65), 2008 (East 2nd Round)
- 65.8 vs. James Madison (25-38), 1983 (East 2nd Round)
- 65.4 vs. Notre Dame (34-52), 1987 (East Semifinals)
- 65.3 vs. Syracuse (32-49), 1975 (East Semifinals)
- Top Field Goal Percentage by an Opponent**
- 66.7 by Notre Dame (30-45), 1977 (East Semifinals)

FREE THROWS MADE

- 33 vs. Syracuse, 1957 (East Finals)
- 33 vs. Louisville, 1972 (NCAA 3rd Place)
- 33 vs. Kentucky, 1977 (East Finals)
- 33 vs. Pennsylvania, 1987 (East 1st Round)
- 32 vs. Princeton, 1967 (East Semifinals)
- Most Free Throws by an Opponent**
- 30 by Texas A&M, 1980 (Midwest 2nd Round)

FREE THROWS ATTEMPTED

- 45 vs. Syracuse, 1957 (East Finals)
- 45 vs. Pennsylvania, 1987 (East 1st Round)
- 44 vs. Louisville, 1972 (NCAA 3rd Place)
- 43 vs. Princeton, 1967 (East Semifinals)
- 40 vs. Yale, 1957 (East 1st Round)
- 40 vs. South Carolina, 1972 (East Semifinals)
- 40 vs. Michigan State, 2009 (NCAA Finals)
- Most Free Throws Attempted by an Opponent**
- 48 by Texas A&M, 1980 (Midwest 2nd Round)

FREE THROW PERCENTAGE (at least 10 attempts)

- 93.8 vs. Oklahoma (15-16), 2009 (South Finals)
- 91.7 vs. Kentucky (33-36), 1977 (East Finals)
- 90.0 vs. Ohio State (18-20), 1992 (Southeast Semifinals)
- 89.5 vs. Notre Dame (17-19), 1977 (East Semifinals)
- 88.2 vs. Georgia (15-17), 1983 (East Finals)
- Top Free Throw Percentage by an Opponent**
- 100.0 by Villanova (12-12), 1991 (East 2nd Round)

REBOUNDS

- 64 vs. Princeton, 1967 (East Semifinals)
- 59 vs. Radford, 2009 (South 1st Round)
- 57 vs. Navy, 1998 (East 1st Round)
- 56 vs. Loyola Marymount, 1988 (West 2nd Round)
- 55 vs. Missouri, 2000 (South 1st Round)
- Most Rebounds by an Opponent**
- 76 by Houston, 1967 (NCAA 3rd Place)

PERSONAL FOULS

- 36 vs. Texas A&M, 1980 (Midwest 2nd Round)
- 27 vs. Florida State, 1972 (NCAA Semifinals)
- 27 vs. Indiana, 1984 (East Semifinals)
- 27 vs. Kansas, 1991 (NCAA Semifinals)
- 26 vs. Georgia, 1983 (East Finals)
- 26 vs. Louisville, 1986 (West Semifinals)
- Most Personal Fouls by an Opponent**
- 31 by Louisville, 1972 (NCAA 3rd Place)

STEALS

- 16 vs. Alabama, 1976 (Midwest 1st Round)
- 15 vs. New Mexico State, 1975 (East 1st Round)
- 14 vs. Iowa State, 2005 (East 2nd Round)
- 13 vs. Villanova, 1991 (East 2nd Round)
- 12 vs. San Francisco, 1978 (West 1st Round)
- 12 vs. Louisville, 1997 (East Finals)
- Most Steals by an Opponent**
- 18 by Penn State, 2001 (South 2nd Round)

TURNOVERS

- 36 vs. Drake, 1969 (NCAA 3rd Place)
- 30 vs. Louisville, 1972 (NCAA 3rd Place)
- 27 vs. UNLV, 1977 (NCAA Semifinals)
- 26 vs. Purdue, 1969 (NCAA Semifinals)
- 26 vs. Florida State, 1972 (NCAA Semifinals)
- 26 vs. Loyola Marymount, 1988 (West 2nd Round)
- Most Turnovers by an Opponent**
- 28 by New Mexico State, 1975 (East 1st Round)

FEWEST TURNOVERS

- 2 vs. Fairfield, 1997 (East 2nd Round)
- 7 vs. San Francisco, 1978 (West 1st Round)
- 7 vs. UCLA, 1989 (Southeast 2nd Round)
- 7 vs. Temple, 1991 (East Finals)
- 7 vs. Arkansas, 2008 (East 2nd Round)
- 7 vs. Michigan State, 2009 (NCAA Finals)
- Fewest Turnovers by an Opponent**
- 5 by Auburn, 1985 (Southeast Semifinals)
- 5 by Michigan State, 1998 (East Semifinals)

SCORING MARGIN

- 45 vs. Rhode Island (112-67), 1993 (East 2nd Round)
- 43 vs. Radford (101-58), 2009 (South 1st)
- 39 vs. Mount St. Mary's (113-74), 2008 (East 1st Round)
- 36 vs. Navy (88-52), 1998 (East 1st Round)
- 35 vs. Northeastern (101-66), 1991 (East 1st Round)
- Highest Scoring Margin by an Opponent**
- 27 by Purdue (92-65), 1969 (NCAA Semifinals)

REBOUND MARGIN

- 26 vs. Mount St. Mary's (48-22), 2008 (East 1st Round)
- 25 vs. Missouri (55-30), 2000 (South 1st Round)
- 24 vs. Navy (57-33), 1998 (East 1st Round)
- 22 vs. Eastern Kentucky (38-16), 2007 (East 1st Round)
- 21 vs. Boston College (52-31), 1975 (East 3rd Place)
- 21 vs. Colorado (52-31), 1997 (East 2nd Round)
- Highest Rebound Margin by an Opponent**
- 24 by Houston (76-52), 1967 (NCAA 3rd Place)

BLOCKED SHOTS

- 11 vs. Georgetown, 1995 (Southeast Semifinals)
- 10 vs. Temple, 1984 (East 2nd Round)
- 10 vs. Middle Tennessee St., 1985 (Southeast 1st Round)
- 10 vs. George Mason, 2006 (East 2nd Round)
- 9 vs. Tennessee, 2000 (South Semifinals)
- Most Blocked Shots by an Opponent**
- 11 by Georgetown, 2007 (East Finals)

Robert Crawford



Tyler Hansbrough broke the ACC scoring record on this free throw during the 43-point win over Radford in the 2009 first round in Greensboro.

THREE-POINT FIELD GOALS MADE

- 12 vs. Oakland, 2005 (East 1st Round)
- 11 vs. Gonzaga, 2009 (South Semifinals)
- 11 vs. Villanova, 2009 (NCAA Semifinals)
- 10 on five occasions, most recently vs. George Mason, 2006 (East 2nd Round)
- Most 3-Point Field Goals Made by an Opponent**
- 14 by Weber State, 1999 (West 1st Round)

THREE-POINT FIELD GOAL ATTEMPTS

- 30 vs. George Mason, 2006 (East 2nd Round)
- 28 vs. Arkansas, 1995 (NCAA Semifinals)
- 28 vs. Texas, 2004 (South 2nd Round)
- 26 vs. Texas Tech, 1996 (East 2nd Round)
- 25 vs. Iowa State, 2005 (East 2nd Round)
- Most 3-Point Field Goal Attempts by an Opponent**
- 40 by Illinois, 2005 (NCAA Final)

THREE-POINT FIELD GOAL PERCENTAGE (at least 7 attempts)

- 71.4 vs. Kansas (5-7), 1993 (NCAA Semifinals)
- 70.0 vs. Oklahoma (7-10), 1990 (Midwest 2nd Round)
- 66.7 vs. Loyola Marymount (6-9), 1988 (West 2nd Round)
- 66.7 vs. Eastern Michigan (6-9), 1991 (East Semifinals)
- 63.2 vs. Oakland (12-19), 2005 (East 1st Round)
- Highest 3-Point Field Goal Pct. by an Opponent**
- 57.1 by Georgetown (8-14), 2007 (East Finals) - min. 5 made
- 55.0 by Kansas (11-20), 1993 (NCAA Semifinals) - min. 10 made

NCAA TOURNAMENT INDIVIDUAL RECORDS

POINTS

- 39 by Lennie Rosenbluth vs. Canisius, 1957 (East Semifinals)
- 39 by Al Wood vs. Virginia, 1981 (NCAA Semifinals)
- 36 by Mitch Kupchak vs. Boston College, 1975 (East 3rd Place)
- 35 by Charles Scott vs. Drake, 1969 (NCAA 3rd Place)
- 33 by Tyler Hansbrough vs. Michigan State, 2007 (East 2nd Round)
- 32 by Charles Scott vs. Davidson, 1969 (East Finals)
- 32 by Shammond Williams vs. Charlotte, 1998 (East 2nd Round)

Most Points by an Opponent

- 36 by Rick Mount, Purdue, 1969 (NCAA Semifinals)
- 36 by Harold Arceneaux, Weber State, 1999 (West 1st Round)

REBOUNDS

- 19 by Lennie Rosenbluth vs. Yale, 1957 (East 1st Round)
- 19 by Robert McAdoo vs. Louisville, 1972 (NCAA 3rd Place)
- 18 by Rusty Clark vs. Boston College, 1967 (East Semifinals)
- 18 by Mike O'Koren vs. Texas A&M, 1980 (Midwest 2nd Round)
- 17 on four occasions; latest: Sean May vs. Iowa State, 2005 (East 2nd Round)

Most Rebounds by an Opponent

- 20 by Jared Homan, Iowa State, 2005 (East 2nd Round)

FIELD GOALS MADE

- 16 by Charles Scott vs. Drake, 1969 (NCAA 3rd Place)
- 15 by Lennie Rosenbluth vs. Canisius, 1957 (East 1st Round)
- 15 by J.R. Reid vs. Notre Dame, 1987 (East Semifinals)
- 14 on four occasions; latest: Al Wood vs. Virginia, 1981 (NCAA Semifinals)

Most Field Goals Made by an Opponent

- 16 by Leon Douglas, Alabama, 1976 (Midwest 1st Round)

FIELD GOAL ATTEMPTS

- 42 by Lennie Rosenbluth vs. Michigan State, 1957 (NCAA Semifinals)
- 30 by Lennie Rosenbluth vs. Canisius, 1957 (East 1st Round)
- 26 by Charles Scott vs. Drake, 1969 (NCAA 3rd Place)
- 23 on four occasions; latest: Rashad McCants vs. Texas, 2004 (South 2nd Round)

Most Field Goal Attempts by an Opponent

- 28 by Rick Mount, Purdue, 1969 (NCAA Semifinals)

FREE THROWS MADE

- 15 by Ty Lawson vs. Michigan State, 2009 (NCAA Finals)
- 14 by Tyler Hansbrough vs. Georgetown, 2007 (East Finals)
- 14 by Tommy Kearns vs. Syracuse, 1957 (East Finals)
- 13 by Tyler Hansbrough vs. Michigan State, 2007 (East 2nd Round)
- 13 by John Kuester vs. Kentucky, 1977 (East Finals)

Most Free Throws by an Opponent

- 11 by Wilt Chamberlain, Kansas, 1957 (NCAA Finals)
- 11 by Sean Elliott, Arizona, 1988 (West Finals)

FREE THROW ATTEMPTS

- 19 by Tommy Kearns vs. Syracuse, 1957 (East Finals)
- 18 by Ty Lawson vs. Michigan State, 2009 (NCAA Finals)
- 17 by Tyler Hansbrough vs. Michigan State, 2007 (East 2nd Round)
- 17 by Ty Lawson vs. Villanova, 2009 (NCAA Semifinals)
- 16 by Tyler Hansbrough vs. Georgetown, 2007 (East Finals)

- 16 by Dick Grubar vs. Princeton, 1967 (East Semifinals)
- 16 by Dennis Wuycik vs. Louisville, 1972 (NCAA 3rd Place)

Most Free Throw Attempts by an Opponent

- 16 by Wilt Chamberlain, Kansas, 1957 (NCAA Finals)

THREE-POINT FIELD GOALS MADE

- 6 by Shammond Williams vs. Charlotte, 1998 (East 2nd Round)
- 5 on 10 occasions; latest: Wayne Ellington vs. Villanova, 2009 (NCAA Semifinals)

Most 3-Point Field Goals Made by an Opponent

- 8 by Greg Francis, Fairfield, 1997 (East 1st Round)

THREE-POINT FIELD GOAL ATTEMPTS

- 12 by Donald Williams vs. Arkansas, 1995 (NCAA Semifinals)
- 12 by Ademola Okulaja vs. Weber State, 1999 (West 1st Round)
- 12 by Rashad McCants vs. Texas, 2004 (South 2nd Round)
- 11 by Kenny Smith vs. Syracuse, 1987 (East Finals)
- 10 by Ranzino Smith vs. Arizona, 1988 (West Finals)
- 10 by Joseph Forte vs. Florida, 2000 (NCAA Semifinals)
- 10 by Danny Green vs. Villanova, 2009 (NCAA Semifinals)

Most 3-Point Field Goal Attempts by an Opponent

- 17 by Drew Neitzel, Michigan State, 2007 (East 2nd Round)

ASSISTS

- 12 by Kenny Smith vs. Notre Dame, 1987 (East Semifinals)
- 11 by Kenny Smith vs. Pennsylvania, 1987 (East 1st Round)
- 11 by Steve Bucknall vs. UCLA, 1989 (Southeast 2nd Round)
- 11 by Jeff McInnis vs. New Orleans, 1996 (East 1st Round)
- 10 on seven occasions; latest: Ed Cota vs. Stanford, 2000 (South 2nd Round)

Most Assists by an Opponent

- 11 by Willie McCarter, Drake, 1969 (NCAA 3rd Place)

STEALS

- 8 by Ty Lawson vs. Michigan State, 2009 (NCAA Finals)
- 6 by George Lynch vs. Cincinnati, 1993 (East Finals)
- 5 by Dave Hanners vs. Alabama, 1976 (Midwest 1st Round)
- 4 on 11 occasions; latest: Tyler Hansbrough vs. Villanova, 2009 (NCAA Semifinals)

Most Steals by an Opponent

- 6 by Vincent Rainey, Murray State, 1995 (Southeast 1st Round)

BLOCKED SHOTS


- 6 by Warren Martin vs. Middle Tennessee State, 1985 (Southeast 1st Round)
- 6 by Rasheed Wallace vs. Georgetown, 1995 (Southeast Semifinals)
- 5 by George Lynch vs. Oklahoma, 1990 (Midwest 1st Round)
- 4 on 10 occasions; latest: Ed Davis vs. Radford, 2009 (South 1st Round)

Most Blocked Shots by an Opponent

- 6 by Roy Hibbert, Georgetown, 2007 (East 2nd Round)



Kenny Smith posted the best two assist totals in UNC's NCAA history.



Rasheed Wallace blocked six shots in the 1995 win over Georgetown.



Ty Lawson had eight steals in the 2009 NCAA title game win over Michigan State.



CAROLINA IN THE ACC TOURNAMENT

✓ North Carolina has won 17 Atlantic Coast Conference Tournament championships and played in the championship game a record-tying 29 times.

✓ The Tar Heels have an 84-39 record and are second in most wins and titles in ACC Tournament history.

✓ Dean Smith won 13 Tournament titles, more than any other coach in history. Smith's teams were 58-23 and played in the championship game 21 times.

✓ The Tar Heels have been the No. 1 seed 22 times.

✓ Carolina is one of only two schools that have won three consecutive ACC regular-season titles and ACC Tournament championships. UNC accomplished that feat in 1967-68-69.

✓ Roy Williams is one of eight coaches to win back-to-back ACC Tournament titles (with Everett Case, Bones McKinney, Vic Bubas, Dean Smith, Norm Sloan, Dave Odom and Mike Krzyzewski).

✓ A Tar Heel has won the Most Valuable Player award 18 times. The MVPs include: Lennie Rosenbluth (1957), Larry Miller (1967, 1968), Charles Scott (1969), Lee Dedmon (1971), Robert McAdoo (1972), Phil Ford (1975), John Kuester (1977), Dudley Bradley (1979), Sam Perkins (1981), James Worthy (1982), J.R. Reid (1989), Rick Fox (1991), Jerry Stackhouse (1994), Shammond Williams (1997), Antawn Jamison (1998), Brandan Wright (2007) and Tyler Hansbrough (2008).

✓ Tyler Hansbrough earned first-team All-Tournament honors in 2009, making him the first Tar Heel and 13th player overall to earn first-team All-Tournament accolades in three seasons.

1957

Frank McGuire's eventual national champions ran the table in the regular season, winning all 14 games. That year marked the first time UNC reached the conference tournament final since the 1947 Southern Conference Tournament. The Tar Heels held off Wake Forest, 61-59, in the semifinal and defeated South Carolina by 20 to earn their first ACC championship. In the semifinal, Wake Forest took a one-point lead with less than a minute to play, but National Player of the Year Lennie Rosenbluth hit a hook shot from the circle and a free throw for a three-point play and the win.

Rosenbluth made 8 of 11 shots from the floor

CAROLINA'S ACC TOURNAMENT LEDGER

Record in:

First Round:	0-1
Quarterfinals:	38-12
Semifinals:	29-14
Championship:	17-12

Record as a:

#1 seed:	43-12
#2 seed:	24-8
#3 seed:	11-7
#4 seed:	4-5
#5 seed:	1-4
#7 seed:	1-2
#10 seed:	0-1

Record vs:

#1 seeds:	2-7
#2 seeds:	10-5
#3 seeds:	10-4
#4 seeds:	13-8
#5 seeds:	9-6
#6 seeds:	8-5
#7 seeds:	11-4
#8 seeds:	16-0
#9 seeds:	4-0
#10 seeds:	1-0

Record at:

Atlanta:	9-4
Charlotte:	21-7
Greensboro:	32-14
Landover:	6-2
Raleigh:	12-11
Tampa:	3-0
Washington, D.C.:	1-1
Overall Record:	84-39



Sally Satter

Carolina won the 1982 ACC title over Ralph Sampson and Virginia.

in the championship, scored 38 points and was named MVP.

1967

The Tournament moved to the Greensboro Coliseum for the first time and was the site of Dean Smith's first title. Fittingly, Carolina won the title by sweeping its in-state rivals, beating NC State by three points, Wake Forest by 10 and Duke by nine in

the title match. Larry Miller was selected MVP after scoring 25.7 points and grabbing 8.3 rebounds per game. Bob Lewis (18.0 points, 5.0 rebounds) joined Miller on the first-team all-tournament squad.

1968

The Tournament moved again in 1968 for the first year of a three-year stay in Charlotte. UNC's semifinal game against South Carolina was a fierce battle. The Gamecocks sent the

game into overtime with an 18-4 run to tie the score at 74. The Tar Heels came from behind in overtime and won on baskets by Grubar and Gerald Tuttle.

In the championship, Carolina led NC State by only five at the half, but the final tally was a lopsided 87-50 victory. Miller (25.3 points, 8.7 rebounds) became the second player ever (Len Chappell of Wake Forest) to repeat as MVP. Grubar (13.3 points, 4.7 rebounds) was also a first-team selection.

The 37-point margin of victory is the largest in championship game history.

1969

Carolina entered as the No. 1 seed for the third year in a row. Carolina's Charles Scott battled Wake's Charlie Davis in the semifinals. Davis won the first half, as the Deacons led 37-29 at intermission. Scott took over in the second stanza, enabling UNC to win, 80-72. Scott and Grubar led the Tar Heels with 23 points apiece.

Carolina and Duke squared off in the championship game. The Blue Devils led by nine at halftime and the Tar Heels lost Grubar to a first-

CAROLINA'S 17 ACC TOURNAMENT CHAMPIONSHIPS

Year	Tournament Site	Championship Game Result
1957	Raleigh, N.C.	North Carolina 95, South Carolina 75
1967	Greensboro, N.C.	North Carolina 82, Duke 73
1968	Charlotte, N.C.	North Carolina 87, N.C. State 50
1969	Charlotte, N.C.	North Carolina 85, Duke 74
1972	Greensboro, N.C.	North Carolina 73, Maryland 64
1975	Greensboro, N.C.	North Carolina 70, N.C. State 66
1977	Greensboro, N.C.	North Carolina 75, Virginia 69
1979	Greensboro, N.C.	North Carolina 71, Duke 63
1981	Landover, Md.	North Carolina 61, Maryland 60
1982	Greensboro, N.C.	North Carolina 47, Virginia 45
1989	Atlanta, Ga.	North Carolina 77, Duke 74
1991	Charlotte, N.C.	North Carolina 96, Duke 74
1994	Charlotte, N.C.	North Carolina 73, Virginia 66
1997	Greensboro, N.C.	North Carolina 64, N.C. State 54
1998	Greensboro, N.C.	North Carolina 83, Duke 68
2007	Tampa, Fla.	North Carolina 89, NC State 80
2008	Charlotte, N.C.	North Carolina 86, Clemson 81



Bob Donnan

Wayne Ellington and the Tar Heels won back-to-back ACC championships in 2007 and 2008.

half knee injury. The second half featured one of the most memorable performances in ACC history as Scott scored 25 of his game-high 40 points on 12 of 13 shooting. Carolina won its third straight ACC title, 85-74, and Scott earned MVP honors.

1972

South Carolina's departure from the ACC left only seven teams, and Carolina received a bye into the semifinal against Duke. Four Tar Heels scored in double figures, led by Bobby Jones, who carded a double-double (14 points, 11 rebounds) as the Tar Heels won, 63-48.

Carolina was in the championship game for the fifth time in six years. Maryland was in the finals for the first time since 1958. Robert McAdoo (15 points, 7.5 rebounds per game) became the fifth Tar Heel in six years to earn the MVP award as Carolina held on for a 73-64 win. Dennis Wuycik (17.5 points, 5 rebounds) and George Karl (13 points, 2.5 rebounds) joined McAdoo on the all-tournament first team.

1975

The Tar Heels trailed Wake Forest in the quarterfinal by eight points with 50 seconds left. Freshman point guard Phil Ford (44 seconds to play), Mitch Kupchak (36 seconds), Walter Davis (30 seconds) and Brad Hoffman (two seconds) hit jump shots and the Deacs missed a pair of free throws to force overtime. In the extra session with the game tied at 96 Carolina took possession with 58 seconds to play. UNC went Four Corners and drew a technical against Wake Forest with 29 seconds to play for not forcing UNC to take action. Ford hit the free throw and another free throw six seconds later as Carolina triumphed, 101-100. Davis (31 points, 12 rebounds), Kupchak (16 points, 14 rebounds) and Ford (25 points) led the Tar Heels.



Freshman and ACC Tournament MVP Phil Ford cuts the nets in Greensboro in 1975.

Sally Sather

Clemson came back from 11 down at the half to force overtime in the semifinals. A tip-in by Kupchak gave Carolina an overtime lead it would not relinquish. Ford led UNC with 29, making 15 of 18 from the free throw line.

Ford was outstanding in the championship game against defending NCAA champion NC State. Carolina took the lead, 56-55, on a jumper by Davis with nine minutes left and then went into its delay offense. Ford hit two baskets in the next two and one-half minutes, and NC State did not score during a 5:18 stretch, leading to a 70-66 Tar Heel victory. Ford (26 points per game) was the MVP and was joined on the first-team by Kupchak (13.7 points, 13.7 rebounds). Davis netted 19 points and grabbed 7.7 rebounds over the three games.

1977

No. 1 seed Carolina met No. 7 Virginia in the finals in a rematch of the 1976 final won by the Cavaliers. Ford scored 19 points in the first half, but the Cavaliers led by one at the break. Virginia led 64-56 with 7:08 remaining, but over the next 5:03 the Tar Heels outscored the Wahoes, 15-1. Freshman Mike O'Koren and John Kuester led the final charge after Ford fouled out with 5:45 to play and Virginia still holding a 64-61 advantage. A layup by Bruce Buckley with 3:37 to play broke a 67-all tie and gave UNC the lead for good. Kuester's take-charge attitude and perfect free throw shooting earned him MVP honors after the Tar Heel title.

1979

Duke defeated UNC in the final game of the regular season to share the regular-season title, but the Tar Heels won the draw for the tournament's top seed and first-round bye. Carolina defeated Maryland, 102-79, in the semifinals, as

ACC TOURNAMENT SERIES RECORDS

Boston College	1-1
Clemson	14-1
Duke	8-11
Florida State	4-1
Georgia Tech	4-5
Maryland	12-3
NC State	11-4
South Carolina	4-2
Virginia	11-3
Virginia Tech	2-0
Wake Forest	13-8
Total	84-39

five Tar Heels scored in double figures. Al Wood led with 19 points on 8 of 10 shooting.

Carolina beat Duke in the finals, 71-63. Dudley Bradley scored 16 points with seven steals and four assists and earned MVP honors. O'Koren had 18 points and eight rebounds and was 10 for 11 from the free throw line. The Tar Heels turned the ball over just seven times and forced 14 Duke miscues. O'Koren and Dave

Colecott, who averaged 15 and 12.5 points per game in the tournament, respectively, also were first-team selections.

1981

UNC beat Wake Forest, 58-57, in one semifinal as Mike Pepper nailed a 16-foot jumper with eight seconds to play. Sam Perkins scored 18 points and pulled down 15 rebounds and James Worthy added 12 points and 11 rebounds. The Deacons led 53-46 but Pepper and Perkins each hit two baskets. The second basket by Perkins gave UNC a 56-55 lead with 4:12 to play. Alvis Rogers hit an 11-foot jumper to give Wake the lead back with 1:30 to play, but Pepper hit the game-winner with eight seconds to go.

Carolina and Maryland met in the final in the Capital Centre in Landover, Md. The game was tied seven times in the second half, but the Tar Heels went ahead for good with 2:53 to play on a Jimmy Black steal and lay-up. Wood scored twice in the final two minutes to secure a 61-60 triumph.

Perkins (17.7 points, 8.3 rebounds) became just the second freshman ever, and first since Ford, to be named MVP. Worthy (13 points, 7.7 rebounds) joined Perkins as a first-team all-tournament selection.

1982

No. 1-ranked Carolina led No. 2 Virginia, 34-31, at halftime behind Worthy's 16 points. Michael Jordan scored four of the Tar Heels' first five field goals in the second half. His fourth straight field goal, with 8:44 to play, was Carolina's last of the game. Leading 44-43 with 7:34 remaining, Carolina spread the floor and held the ball. Virginia fouled six times over the next 7:06, finally putting Matt Doherty on the foul line for 1-and-1 with 28 seconds left. Doherty hit the first for a two-point edge. Virginia turned the ball over with three seconds to play. Doherty hit two free throws and Ralph Sampson had an uncontested dunk with one second left as Carolina prevailed, 47-45. The field goal by Sampson was the first by the Cavaliers since the 7:34 mark.

Worthy (13.3 points, 8 rebounds), Per-

Date	Site	Seeds (UNC-Opp.)	Opponent	W/L	Score	Round
3/4/1954	RAL	5-4	NC State	L	51-52	Quarterfinals
3/3/1955	RAL	5-4	Wake Forest	L	82-95	Quarterfinals
3/1/1956	RAL	2-7	Virginia	W	81-77	Quarterfinals
3/2/1956	RAL	2-3	Wake Forest	L	56-77	Semifinals
3/7/1957	RAL	1-8	Clemson	W	81-61	Quarterfinals
3/8/1957	RAL	1-4	Wake Forest	W	61-59	Semifinals
3/9/1957	RAL	1-6	South Carolina	W	95-75	Championship
3/6/1958	RAL	3-6	Clemson	W	63-51	Quarterfinals
3/7/1958	RAL	3-2	NC State	W	64-58	Semifinals
3/8/1958	RAL	3-4	Maryland	L	74-86	Championship
3/5/1959	RAL	2-7	Clemson	W	93-69	Quarterfinals
3/6/1959	RAL	2-3	Duke	W	74-71	Semifinals
3/7/1959	RAL	2-1	NC State	L	56-80	Championship
3/3/1960	RAL	1-8	Virginia	W	84-63	Quarterfinals
3/4/1960	RAL	1-4	Duke	L	69-71	Semifinals
3/1/1962	RAL	4-5	South Carolina	L	55-57	Quarterfinals
2/28/1963	RAL	3-6	South Carolina	W	93-76	Quarterfinals
3/1/1963	RAL	3-2	Wake Forest	L	55-56	Semifinals
3/5/1964	RAL	5-4	South Carolina	W	80-63	Quarterfinals
3/6/1964	RAL	5-1	Duke	L	49-65	Semifinals
3/4/1965	RAL	4-5	Wake Forest	L	76-92	Quarterfinals
3/3/1966	RAL	4-5	Maryland	W	77-70	Quarterfinals
3/4/1966	RAL	4-1	Duke	L	20-21	Semifinals
3/9/1967	GR	1-8	NC State	W	56-53	Quarterfinals
3/10/1967	GR	1-5	Wake Forest	W	89-79	Semifinals
3/11/1967	GR	1-2	Duke	W	82-73	Championship
3/7/1968	CH	1-8	Wake Forest	W	83-70	Quarterfinals
3/8/1968	CH	1-4	South Carolina	W	82-79 (OT)	Semifinals
3/9/1968	CH	1-3	NC State	W	87-50	Championship
3/6/1969	CH	1-8	Clemson	W	94-70	Quarterfinals
3/7/1969	CH	1-5	Wake Forest	W	80-72	Semifinals
3/8/1969	CH	1-3	Duke	W	85-74	Championship
3/5/1970	CH	2-7	Virginia	L	93-95	Quarterfinals
3/11/1971	GR	1-8	Clemson	W	76-41	Quarterfinals
3/12/1971	GR	1-5	Virginia	W	78-68	Semifinals
3/13/1971	GR	1-2	South Carolina	L	51-52	Championship
3/10/1972	GR	1-4	Duke	W	63-48	Semifinals
3/11/1972	GR	1-2	Maryland	W	73-64	Championship
3/8/1973	GR	2-7	Wake Forest	L	52-54 (OT)	Quarterfinals
3/7/1974	GR	3-6	Wake Forest	W	76-62	Quarterfinals
3/8/1974	GR	3-2	Maryland	L	85-105	Semifinals
3/6/1975	GR	2-7	Wake Forest	W	101-100 (OT)	Quarterfinals
3/7/1975	GR	2-3	Clemson	W	76-71 (OT)	Semifinals
3/8/1975	GR	2-4	NC State	W	70-66	Championship
3/5/1976	CC	1-4	Clemson	W	82-74	Semifinals
3/6/1976	CC	1-6	Virginia	L	62-67	Championship
3/4/1977	GR	1-5	NC State	W	70-56	Semifinals
3/5/1977	GR	1-7	Virginia	W	75-69	Championship
3/2/1978	GR	1-5	Wake Forest	L	77-82	Semifinals
3/2/1979	GR	1-4	Maryland	W	102-79	Semifinals
3/3/1979	GR	1-2	Duke	W	71-63	Championship
2/28/1980	GR	2-7	Wake Forest	W	75-62	Quarterfinals
2/29/1980	GR	2-6	Duke	L	61-75	Semifinals
3/5/1981	CC	2-7	NC State	W	69-54	Quarterfinals
3/6/1981	CC	2-3	Wake Forest	W	58-57	Semifinals
3/7/1981	CC	2-4	Maryland	W	61-60	Championship
3/5/1982	GR	1-8	Georgia Tech	W	55-39	Quarterfinals
3/6/1982	GR	1-4	NC State	W	58-46	Semifinals
3/7/1982	GR	1-2	Virginia	W	47-45	Championship
3/11/1983	OM	1-8	Clemson	W	105-79	Quarterfinals
3/12/1983	OM	1-4	NC State	L	84-91 (OT)	Semifinals
3/9/1984	GR	1-8	Clemson	W	78-66	Quarterfinals
3/10/1984	GR	1-4	Duke	L	75-77	Semifinals
3/8/1985	OM	2-7	Wake Forest	W	72-61 (OT)	Quarterfinals
3/9/1985	OM	2-3	NC State	W	57-51	Semifinals
3/10/1985	OM	2-1	Georgia Tech	L	54-57	Championship
3/7/1986	GR	3-6	Maryland	L	75-85	Quarterfinals
3/6/1987	CC	1-8	Maryland	W	82-63	Quarterfinals
3/7/1987	CC	1-4	Virginia	W	84-82 (2OT)	Semifinals
3/8/1987	CC	1-6	NC State	L	67-68	Championship
3/11/1988	GR	1-8	Wake Forest	W	83-62	Quarterfinals
3/12/1988	GR	1-5	Maryland	W	74-64	Semifinals
3/13/1988	GR	1-3	Duke	L	61-65	Championship
3/10/1989	OM	4-5	Georgia Tech	W	77-62	Quarterfinals
3/11/1989	OM	4-8	Maryland	W	88-58	Semifinals
3/12/1989	OM	4-2	Duke	W	77-74	Championship
3/9/1990	CH	4-5	Virginia	L	85-92 (OT)	Quarterfinals
3/8/1991	CH	2-7	Clemson	W	67-59	Quarterfinals
3/9/1991	CH	2-6	Virginia	W	76-71	Semifinals
3/10/1991	CH	2-1	Duke	W	96-74	Championship
3/13/1992	CH	3-6	Wake Forest	W	80-65	Quarterfinals
3/14/1992	CH	3-2	Florida State	W	80-76	Semifinals
3/15/1992	CH	3-1	Duke	L	74-94	Championship
3/12/1993	CH	1-8	Maryland	W	102-66	Quarterfinals
3/13/1993	CH	1-5	Virginia	W	74-56	Semifinals
3/14/1993	CH	1-6	Georgia Tech	L	75-77	Championship
3/11/1994	CH	2-7	Florida State	W	83-69	Quarterfinals
3/12/1994	CH	2-3	Wake Forest	W	86-84 (OT)	Semifinals
3/13/1994	CH	2-4	Virginia	W	73-66	Championship
3/10/1995	GR	2-7	Clemson	W	78-62	Quarterfinals
3/11/1995	GR	2-3	Maryland	W	97-92 (OT)	Semifinals
3/12/1995	GR	2-1	Wake Forest	L	80-82 (OT)	Championship
3/8/1996	GR	3-6	Clemson	L	73-75	Quarterfinals
3/7/1997	GR	3-6	Virginia	W	78-68	Quarterfinals
3/8/1997	GR	3-2	Wake Forest	W	86-73	Semifinals
3/9/1997	GR	3-8	NC State	W	64-54	Championship
3/6/1998	GR	2-8	NC State	W	73-46	Quarterfinals
3/7/1998	GR	2-3	Maryland	W	83-73 (OT)	Semifinals
3/8/1998	GR	2-1	Duke	W	83-68	Championship
3/5/1999	CH	3-6	Georgia Tech	W	78-49	Quarterfinals
3/6/1999	CH	3-2	Maryland	W	86-79	Semifinals
3/7/1999	CH	3-1	Duke	L	73-96	Championship
3/10/2000	CH	4-5	Wake Forest	L	52-58	Quarterfinals
3/9/2001	ATL	1-9	Clemson	W	99-81	Quarterfinals
3/10/2001	ATL	1-5	Georgia Tech	W	70-63	Semifinals
3/11/2001	ATL	1-2	Duke	L	53-79	Championship
3/8/2002	CH	7-2	Duke	L	48-60	Quarterfinals
3/14/2003	GR	7-2	Maryland	W	84-72	Quarterfinals
3/15/2003	GR	7-3	Duke	L	63-75	Semifinals
3/12/2004	GR	5-4	Georgia Tech	L	82-83	Quarterfinals
3/11/2005	DC	1-9	Clemson	W	88-81	Quarterfinals
3/12/2005	DC	1-5	Georgia Tech	L	75-78	Semifinals
3/10/2006	GR	2-7	Virginia	W	79-67	Quarterfinals
3/11/2006	GR	2-3	Boston College	L	82-85	Semifinals
3/9/2007	TAM	1-9	Florida State	W	73-58	Quarterfinals
3/10/2007	TAM	1-4	Boston College	W	71-56	Semifinals
3/11/2007	TAM	1-10	NC State	W	89-80	Championship
3/14/2008	CHB	1-9	Florida State	W	82-70	Quarterfinals
3/15/2008	CHB	1-4	Virginia Tech	W	68-66	Semifinals
3/16/2008	CHB	1-3	Clemson	W	86-81	Championship
3/13/2009	ATL	1-8	Virginia Tech	W	79-76	Quarterfinals
3/14/2009	ATL	1-4	Florida State	L	70-73	Semifinals
3/11/2010	GR	10-7	Georgia Tech	L	58-62	First Round

*UNC did not compete in the ACC Tournament in 1961

*UNC received Quarterfinals byes in 1972, '76, '77, '78, '79

Key to Sites: RAL=Reynolds Coliseum, Raleigh, N.C.; GR=Greensboro Coliseum, Greensboro, N.C.; CH=Charlotte Coliseum, Charlotte, N.C.; CC= Capital Centre, Landover, Md.; OM=The Omni, Atlanta; ATL=Georgia Dome, Atlanta; DC=MCI Center, Washington, D.C.; TAM=St. Pete Times Forum, Tampa, Fla.; CHB=Charlotte Bobcats Arena, Charlotte, N.C.

kins (9.7 points, 7.3 rebounds) and Jordan (11.7 points, 3 rebounds) were named to the first-team all-tournament team, and Worthy was named MVP.

1989

Carolina breezed to the championship game, recording a 15-point win over Georgia Tech and a 30-point rout of eighth-seeded Maryland, which had knocked off No. 1 seed NC State.

The 1989 ACC championship game was one of the most memorable and intense meetings ever between Carolina and Duke. Both teams

had won regular-season games on the other's home floor.

Stifling defense by both teams led to 44 turnovers, 26 of which the Tar Heels committed. J.R. Reid had 14 points and nine rebounds and Steve Bucknall had 10 points and five assists to lead UNC. The game was tied five times in the second half and Duke led just once, with 5:28 to play. Bucknall hit a driving basket and free throw with 1:46 remaining to break a 66-all tie. Bucknall and King Rice both went 4 for 4 from the line to clinch the win.

Reid (16.0 points, 8.0 rebounds per game)

won MVP honors. Senior point guard Jeff Lebo (10.7 points, 3.0 assists) joined him on the first-team.

1991

After hard-fought victories over Clemson and Virginia, the Tar Heels met a Duke team in the championship game that had swept the regular-season series from UNC. Carolina raced out to a 15-4 lead and thrashed Duke, 96-74. Fox made 10 of 16 field goal attempts for 25 points and Hubert Davis netted 17. Rice had 12 points and seven assists and did not commit a turnover. Fox

averaged 17.3 points and 9 rebounds over the three games and was named MVP. Davis averaged 13.7 points and hit nearly 64 percent from three-point range in the Tournament.

The win was the largest in the finals since Carolina beat NC State, 87-50, in 1968.

1994

Carolina faced Wake Forest in the semifinal in what proved to be one of the most exciting games in ACC Tournament history. Wake Forest led, 76-70, with 2:15 to play, but Derrick Phelps helped cut the deficit to three with 11 seconds left. Phelps then made the first of two free throws and rebounded his own miss on the second. He fed Dante Calabria who drove the lane and hit a twisting bank shot with three seconds remaining for a tie at 81.

Carolina led 84-81 in overtime, but a three-pointer by Rusty LaRue tied the game with 39 seconds left. UNC freshman Jerry Stackhouse, the Tournament's MVP, hit the game-winner on a baseline drive with five seconds to play. Wake Forest guard Randolph Childress, who scored 31 points, just missed a long three-pointer as the clock expired.

Stackhouse had 14 points and seven rebounds and Eric Montross added 12 points and nine rebounds to lead Carolina past Virginia, 73-66, in the title game.

1997

The Tar Heels lost their first three ACC regular-season games, but rallied to go 8-0 in the second half to finish tied for second place. Carolina then swept past Virginia, Wake Forest and NC State to claim its 14th Tournament title. Junior guard Shammond Williams earned MVP honors, averaging 20.0 points and 5.0 assists.

Antawn Jamison scored 24 points and grabbed 10 rebounds and point guard Ed Cota had 11 points and 10 assists in the 78-68 quarterfinal win over Virginia. Williams made eight of 11 shots, including four of seven three-pointers, in an 86-73 triumph over the Tim Duncan-led Demon Deacons in the semifinals.

In the championship game, Williams again led Carolina with 23 points, nine of which came on a trio of three-point baskets in a 2:02 span midway through the second half. Jamison added 17 points and a game-high 11 rebounds. Carolina shot 59.0 percent from the floor.

1998

Carolina repeated as Tournament champions for the first time since 1981-82 with victories over NC State, Maryland and Duke. Those wins averaged regular-season losses against the same three opponents. Jamison injured a muscle in the overtime win over the Terrapins in the semifinal, and was questionable for Sunday's championship game. However, Jamison was relentless against the Blue Devils, sparking UNC to a 15-point win over the nation's top-ranked team

CAROLINA'S ACC TOURNAMENT MATRIX											
Opp. Seed	#1	#2	#3	#4	#5	#6	#7	#8	#9	#10	Total
	#1	—	4-2	3-1	9-4	7-2	1-3	1-0	13-0	4-0	1-0 43-12
UNC's	#2	2-3	—	7-2	3-0	0-0	1-1	10-2	1-0	0-0	— 24-8
Seed	#3	0-2	4-2	—	0-1	0-0	6-1	0-1	1-0	0-0	— 11-7
	#4	0-1	1-0	0-0	—	2-4	0-0	0-0	1-0	0-0	— 4-5
	#5	0-1	0-0	0-0	1-3	—	0-0	0-0	0-0	0-0	— 1-4
	#7	—	1-1	0-1	—	—	—	—	—	—	— 1-2
	#10	—	—	—	—	—	—	0-1	—	—	— 0-1
										Overall Record	84-39

with a 22-point, 18-rebound effort that ranks as one of the finest in championship game history.

Jamison had 25 points in the opening round win over the Wolfpack. The Tar Heels trailed throughout much of the second half against Maryland, but rallied behind Shammond Williams to force overtime. Williams added 10 points in the extra stanza to lead Carolina to an 83-73 triumph.

Carolina's win over Duke in the championship game was UNC's sixth in title game matchups against the Blue Devils. The game was tied at 57 with less than 11 minutes to play, but the Tar Heels reeled off the next 13 points. Carolina finished the game shooting 54.4 percent from the floor, while Duke hit on just 32.8 percent of its field goal attempts. Williams and Vince Carter had 19 and 16 points, respectively.

2007

Carolina won its 16th ACC Tournament in 2007 in Tampa, Fla., with wins over Florida State, Boston College and NC State. Prior to 2007, the last time UNC had won both a share of the ACC regular season title and the ACC Tournament in the same season was 1982.

As the Tournament's top seed, Carolina beat No. 9 seed Florida State in the quarterfinals. Wayne Ellington scored 18 points to lead four double-figure scorers in the win over the Seminoles. Brandan Wright scored 20 points to lead the top-seeded Tar Heels to a 71-56 win over No. 4 seed Boston College in the semifinals.


All five Tar Heel starters scored in double figures as Carolina beat NC State, 89-80, in the final. Reyshawn Terry scored eight consecutive points in a late-game stretch to capture the win.

Wright was named MVP, becoming the fifth freshman and fourth Tar Heel freshman to do so. Wright joined UNC's Phil Ford (1978), Sam Perkins (1981) and Jerry Stackhouse (1994) and Duke's Jason Williams (2000) as those to accomplish the feat. Wright, Ellington and Ty Lawson made the All-ACC Tournament team, the first time three freshmen from the same team ever earned that honor.


2008

Carolina beat Florida State, Virginia Tech and Clemson to win the 2008 ACC title, its second in a row and an ACC-record 17th overall. The Tar Heels have won back-to-back ACC Tournament titles five times — 1967-68, 1968-69, 1981-82, 1997-98 and 2007-08.

Tyler Hansbrough, Wayne Ellington and Mar-



Vince Carter and Carolina won its second consecutive ACC title in 1998.



Mike O'Koren and UNC beat Duke in the 1979 ACC championship game.

cus Ginyard were named to the ACC All-Tournament First Team.

Virginia Tech led most of the game in the semifinals. Ellington hit a pair of three-pointers late to tie the game before Hansbrough hit a baseline jump shot with 0.8 seconds left for a 68-66 win. Ellington made 10 of 13 shots from the floor and had 24 points in the championship game win over Clemson.

Hansbrough had 26 points and nine rebounds against the Hokies and 18 points and 11 rebounds in the finals to earn MVP honors.



FANTASTIC FINISHES

1957 Season

The Tar Heels had to pull out numerous close games to preserve their perfect 32-0 record and NCAA title. Win No. 17 was a 65-61 triumph over Maryland in double overtime. Tommy Kearns' free throws provided the winning margin in the 18th consecutive win, 75-73, over Duke. The Tar Heels beat Wake Forest for the fourth time in that one year in the ACC Tournament semifinals. Carolina trailed with less than a minute left, but squeaked out a 61-59 win.

Those close games were nothing compared to the drama that unfolded in the Final Four in Kansas City. The Tar Heels won back-to-back triple overtime games against Michigan State and Kansas to capture UNC's first NCAA championship. Pete Brennan's jumper against Michigan State was a key play that extended the game into the second overtime. Joe Quigg's two free throws with six seconds remaining in the third overtime gave Carolina a 54-53 win over Kansas and Wilt Chamberlain in the final. In 1999, Sports Illustrated selected the 1957 NCAA title game as its second-favorite game of all-time.

UNC 87, Davidson 85 March 15, 1969

Charles Scott almost single-handedly carried the Tar Heels to victory in the NCAA East Regional final in College Park, Md. Scott connected on 10 of 14 field goal attempts in the second half. Davidson had the ball with 1:05 remaining and the score tied, 85-85, but Gerald Tuttle drew a charge for the Tar Heels. Scott hit a 20-footer with three seconds left and Carolina advanced to its third consecutive Final Four.

UNC 73, Duke 71 January 19, 1974

The Tar Heels defeated the Blue Devils on a last-second shot at Cameron Indoor Stadium. The Tar Heels rallied to tie the score and Duke had the ball at half-court with four seconds left. Bobby Jones stole the inbounds pass and hit an off-balance lay-up with one second left to give Carolina a 73-71 win.

UNC 96, Duke 92 (OT) March 2, 1974

In one of the most famous comebacks in college basketball, the Tar Heels rallied from eight points down with 17 seconds remaining against Duke to force overtime. Trailing 86-78, Bobby Jones made both ends of a one-and-one with just 17 seconds left. John Kuester cut the deficit to four with 13 seconds to play with a lay-up after Duke threw away the inbounds pass. The Blue Devils again lost the inbounds pass and Jones cut the deficit to two on a put-back off an Ed Stahl miss. Six seconds remained. The Tar Heels fouled Pete Kramer with four seconds left, and he missed the front end of the one-and-one.



The UNC bench jumps for joy as Charles Scott hits the game-winner as time expires, giving the Tar Heels an 87-85 win over Davidson in the 1969 NCAA East Regional Final.


Stahl grabbed the rebound and called a timeout with three ticks left. Mitch Kupchak in-bounded the ball to Walter Davis, who launched a 25-foot shot as time expired. The shot banked off the glass to tie the score at 86-86. Carmichael Auditorium erupted and Carolina went on to win 96-92 in overtime.

UNC 101, Wake Forest 100 (OT) March 6, 1975

Carolina trailed Wake Forest, 90-82, with 50 seconds remaining in the ACC quarterfinals. Phil Ford hit a 20-footer with 43 ticks left and Mitch Kupchak followed a Deacon turnover with a driving layup with 34 seconds to play. Wake Forest's inbounds pass grazed the scoreboard, turning the ball back to Carolina. Walter Davis scored to make it 90-88 with 29 seconds left. The Deacons failed to convert two one-and-one opportunities before Brad Hoffman drove the baseline and nailed a 12-footer to tie the game with two seconds left. The Tar Heels pulled out the 101-100 win in overtime and went on to capture the ACC title two days later.

UNC 70, NC State 69 January 17, 1979

Carolina charged out to a 40-19 halftime lead and led by 17 with 10:30 to play, but the Wolfpack got hot. Kenny Matthews hit a jumper with 32 seconds left that gave State a 69-68 lead. Dudley Bradley missed a jumper for the Tar Heels and State grabbed the rebound with 16 seconds left. Reynolds Coliseum celebrated. But Bradley stole the ball from Clyde Austin at



Dudley Bradley's steal and dunk in the final seconds gave the Tar Heels a 70-69 win at NC State on January 17, 1979.

Sally Sather

mid-court and drove in for the game-winning dunk and a 70-69 triumph.

UNC 63, Georgetown 62 **March 29, 1982**

Michael Jordan hit a jumper from the left wing with 17 seconds to play to give Dean Smith his first national championship. Final Four MVP James Worthy had 28 points, but it was the freshman Jordan who took a pass from Jimmy Black and made the game-winning shot. Worthy stole an errant pass from Hoya forward Fred Brown in the final seconds to clinch the title.

UNC 70, Tulane 68 (3 OT) **November 30, 1982**

John Williams made two free throws with eight seconds to play to give Tulane a 53-51 edge. Michael Jordan was whistled for an offensive foul with four seconds remaining, and it appeared the Tar Heels would start a season with three successive losses for the first time since 1928-29. However, Jordan stole the inbounds pass and hit a 24-foot prayer at the buzzer to tie the game. Carolina prevailed, 70-68, in triple overtime.

UNC 64, Virginia 63 **February 10, 1983**

Carolina trailed second-ranked Virginia by 16 points in the second half and was down 63-53 with 4:12 remaining. Jimmy Braddock hit a three-pointer and Matt Doherty and Sam Perkins each converted one-and-ones to close the gap to 63-60 with 2:54 remaining. Virginia held the ball and Perkins was forced to foul Ralph Sampson with 1:20 left. The All-America center missed the front end of his one-and-one. Braddock missed a three-pointer, but Michael Jordan was there to put in the rebound. As Rick Carlisle dribbled up-court, Jordan stole the ball and slammed it home for a 64-63 Tar Heel lead. Carlisle missed a last-second shot and Jordan grabbed the rebound in front of a delirious Carmichael crowd.

UNC 75, Maryland 74 **January 9, 1985**

Lefty Driesell's Maryland Terrapins seemed poised to knock off Carolina at Carmichael Auditorium. The Terps led 72-69 with 23 seconds left and Keith Gatlin on the line for a one-and-one. The 83 percent foul shooter missed the front end and UNC's Kenny Smith sank a jump shot with 16 seconds left. Adrian Branch, a 78 percent free-throw shooter, also missed. Dave Popson provided the winning points with a high-arching jumper with nine seconds to play. Curtis Hunter's steal and free throws secured



Walter Davis (No. 24) capped a furious, eight-point comeback in the final 17 seconds of regulation with this 25-foot shot at the buzzer on March 2, 1974. Carolina went on to defeat Duke, 96-92, in overtime.

the win.

UNC 60, Notre Dame 58 **March 16, 1985**

In the second round of the NCAA Tournament, the higher-seeded Tar Heels had to play at Notre Dame. Tied at 58 with 1:38 left, the Irish held for the last shot. Irish point guard David Rivers lost control of the ball, enabling Curtis Hunter to scoop it up and make a lead pass to Kenny Smith. Smith slammed it home, then stole the inbounds pass to seal the win.

UNC 96, Syracuse 93 (OT) **November 21, 1987**

Undermanned Carolina faced top-ranked Syracuse in the Hall of Fame Tip-Off Classic and the Orange led by 14 with 15:39 to play. Carolina stormed back and sent the game into overtime when freshman Pete Chilcutt hit a turnaround jumper at the horn to tie the game at 85.

UNC 80, James Madison 79 **November 24, 1989**

The Tar Heels trailed Lefty Driesell's Dukes, 79-70, with less than a minute to play in the Maui Classic. An offensive rebound basket by Rick Fox and a steal and three-pointer by Hubert Davis cut the deficit to four with 48 seconds to play. Pete Chilcutt hit a three to pull within one with 10 ticks remaining. The Tar Heels had one last chance after a JMU player stepped out

of bounds and King Rice tossed an off-balance runner from the top of the key that banked in at the buzzer.

UNC 79, Oklahoma 77 **March 17, 1990**

The Tar Heels trailed No. 1 ranked Oklahoma, 74-73, with 55 seconds to play when Rick Fox nailed a three-pointer from 25 feet away. The Sooners answered with a conventional three-point play and led, 77-76, but King Rice was fouled with 10 seconds left. Rice hit the first shot, but missed the second. The rebound went out-of-bounds to Carolina with eight seconds to play. Fox hit a driving bank shot off the glass as time expired that gave the Tar Heels a 79-77 win and a 10th consecutive trip to the Sweet 16.

UNC 80, Wake Forest 78 **February 8, 1992**

Just three days after knocking off No. 1 Duke, Carolina rallied from 22 points behind to defeat Wake Forest, 80-78, on Brian Reese's jumper at the buzzer. The comeback was the largest in Tar Heel history. UNC trailed by 20 with 14:49 to play and

by 11 with 6:17 to go before a 10-0 run cut the Deacs lead to 75-74. Pat Sullivan tied the game at 78 with a pair of free throws with 38 seconds left. Reese set up the final possession with a steal with 16 seconds to go. He drove the lane and missed, but grabbed his own rebound and launched a 12-footer at the buzzer for the win.

UNC 82, Florida State 77 **January 27, 1993**

The Seminoles jumped out to a 45-28 advantage at the half and later extended the lead to as many as 21 points. Carolina trailed 73-54 with less than nine minutes to play. The Tar Heels, keyed by a pair of three-pointers by Henrik Rodl, then ran off 15 straight points and Eric Montross hit a jump hook with 1:59 left to cut the FSU lead to 77-76. George Lynch stole a crosscourt pass by Charlie Ward and slammed the ball home to give Carolina a 78-77 lead. Clutch foul shooting by Donald Williams sealed the 82-77 victory. The Tar Heels outscored the Seminoles 28-4 over the last nine minutes.

1993 NCAA Tournament

In the run to the national championship, the Tar Heels had to overcome double-digit deficits on three different occasions. Carolina trailed Arkansas, 25-14, more than 10 minutes into the first half of the East Regional semifinal. Sparked by George Lynch and Donald Williams, the Tar Heels went on a 14-3 run to tie the game at 28. Carolina fell behind 38-31 before knotting the



score at 45 at halftime and eventually prevailing 80-74.

The Tar Heels trailed Cincinnati 29-14 in the regional final with less than seven minutes remaining in the first half. The Bearcats' Nick Van Exel hit his sixth three-pointer of the half with 4:50 remaining to chalk up his 21st point and a 33-20 lead. Led by Derrick Phelps' defense, Carolina cut the deficit to one by halftime, held Van Exel to only two points in the final 20 minutes and pulled out a 75-68 overtime win.

The Tar Heels fell behind Michigan, 23-13, in the national championship game. Carolina went on a 12-2 run to tie the game, capped off by a three-pointer by Donald Williams. Carolina took a 42-36 halftime lead and went on to win the title, 77-71. Williams finished with 25 points and hit four free throws in the final minutes to secure the win.

UNC 86, Wake Forest 84 (OT) **March 12, 1994**

The Tar Heels erased a five-point deficit in the final 1:15 of regulation to down the Demon Deacons, 86-84, in overtime in the ACC semifinals. Leading 81-78, Wake Forest chose to foul Derrick Phelps with 11.8 seconds left. Phelps made the first free throw and missed the second, but grabbed the rebound. He found Dante Calabria, whose baseline drive and basket with 3.8 ticks left tied the score at 81. Freshman Jerry Stackhouse took a pass from Phelps and hit a driving shot to win the game, 86-84. Carolina went on to win its 13th ACC title the next day with a 73-66 victory over Virginia.

UNC 62, Wake Forest 61 **January 28, 1995**

Winston-Salem was the stage for a battle between sophomore centers Rasheed Wallace and Tim Duncan. Duncan had 18 points, 17 rebounds and seven blocks, and Wallace countered with 17 points, 10 rebounds and three blocks. Carolina trailed Wake Forest 53-43 with 6:39 left. Strong inside play from Wallace and the three-point shooting of Jeff McInnis and Donald Williams brought UNC to within one at 61-60. Williams then hit a running one-hander from the right side of the lane with 5.5 seconds remaining for a 62-61 win.

UNC 102, Duke 100 (2 OT) **February 2, 1995**

The Tar Heels jumped out to a 26-9 lead on a spectacular reverse dunk by Jerry Stackhouse over two Blue Devils. Duke pulled within five at halftime and led by as many as 12 in the second half. UNC battled back from a nine-point deficit with 6:18 remaining to force overtime. The Tar Heels led by nine, but Duke made three three-pointers, including a 30-footer from Jeff Capel at the buzzer, to knot the score at 95 and force a second overtime. Donald Williams hit a pair

Bob Donnan



Jerry Stackhouse scored 25 points in the 102-100, double-overtime win at Duke in 1995.

of 12-footers in the second OT and Jeff McInnis had a steal and lay-up with under a minute to play to give Carolina a 102-100 win. Stackhouse and Rasheed Wallace each had 25 points and Williams added 24 in one of the greatest college basketball games ever played.

UNC 73, Duke 72 **January 31, 1996**

The Blue Devils' lead was three when Ademola Okulaja grabbed an offensive rebound and scored to make it 69-68 with 1:55 to go. Steve Wojciechowski hit a three-pointer for a 72-68 Duke lead with 1:13 to play, but Shammond Williams countered with a three of his own 15 seconds later. Duke turned the ball over and the Tar Heels nearly returned the favor, but Williams forced a jump ball after a scramble. Possession favored UNC and Jeff McInnis drove into the lane and fed Serge Zwikker, whose shot was blocked by Greg Newton. Dante Calabria tipped the loose ball in for a 73-72 lead. Duke had one final chance to win, but Ricky Price's baseline jumper at the buzzer hit the front of the rim.

UNC 59, NC State 56 **January 15, 1997**

The Tar Heels began ACC play with three straight losses for the first time in history. Carolina led 36-28 at halftime, but did not score a field goal in the second half until the 8:09 mark

and had just two baskets in the first 18 minutes of the second stanza. The Wolfpack led 56-47 with 2:00 to play, but the Tar Heels went on a 12-0 run to finish the game. Antawn Jamison began the rally by forcing a steal and Shammond Williams hit a lay-up to pull within seven. Williams hit a three-pointer and Jamison added a lay-up to pull within two points with 50 seconds to play. Trailing by one with 28 seconds left, Carolina fouled and State missed the front end of a one-and-one. The Tar Heels went ahead for good with 12 seconds to play as Ademola Okulaja fed Jamison on the low block for a lay-up. Vince Carter stole the inbounds pass after the go-ahead score to secure the win.

UNC 45, NC State 44 **February 12, 1997**

This was the lowest scoring output in a win during Dean Smith's 36 years as head coach. The Tar Heels trailed 28-19 at the half, but pulled within 42-41 with 7:25 to play. Neither team scored until a Damon Thornton basket with 2:03 left gave State a 44-41 advantage. Serge Zwikker scored for UNC to make it 44-43. With 12.3 seconds to play, Antawn Jamison forced a turnover and freshman point guard Ed Cota drove to the left baseline and lofted a floater which found the net with 4.5 seconds remaining. Vince Carter blocked State's last shot at the buzzer to clinch the victory.

UNC 107, Ga. Tech 100 (2 OT) **February 8, 1998**

The Tar Heels let a seven-point lead slip away in the final minute of regulation, but Shammond Williams put on an awesome three-point shooting display as Carolina prevailed, 107-100, in double-overtime in Atlanta. Williams forced a second overtime with a pair of free throws with six seconds left in the first extra period. In the second OT, Williams scored 12 of his career-high 42 points, including two three-pointers.

UNC 74, Tennessee 69 **March 24, 2000**

Carolina was unranked for the first time in 10 years and entered the NCAA Tournament as the No. 8 seed. The Tar Heels trailed 10th-ranked Tennessee, 39-36, at halftime of the regional semifinal. The Vols led by two when UNC center Brendan Haywood fouled out with 8:03 left and led, 64-57, with 4:48 to play. But freshman Joseph Forte hit a three-pointer and Jason Capel had a steal and lay-up to make it 64-62 with 3:41 left. Ed Cota tied the game on a driving lay-up and followed with a jumper to give UNC the lead with 1:59 left. Forte, Julius Peppers and Cota each hit two free throws in the final 0:34 to cap a 15-3 Tar Heel run and a 74-69 win.

UNC 70, Wake Forest 69 January 6, 2001

Brendan Haywood grabbed a loose ball in the lane and scored with 3.3 seconds to play to give the Tar Heels the win over No. 4-ranked and previously undefeated Wake Forest. Haywood finished with 24 points and 10 rebounds. His basket marked the fourth lead change in the final 1:22.

UNC 85, Duke 83 February 1, 2001

Joseph Forte had 24 points, 16 rebounds (a UNC record for guards), six assists and three steals. The Tar Heels blistered the Cameron Indoor Stadium nets by shooting 51.5 percent from the floor. Carolina led by as many as 13 in the first half, but Duke took the lead midway through the second half. Ronald Curry scored six straight points in 48 seconds to give the Tar Heels a 63-59 lead. UNC later built a seven-point lead, but the Blue Devils tied the score with three seconds left. On the ensuing inbounds play, Shane Battier fouled Brendan Haywood and the UNC seven-footer hit both free throws with one second left for the win.

UNC 86, Connecticut 83 January 17, 2004

Rashad McCants scored 27 points against the Huskies for the second straight year and for the second year in a row the Tar Heels upset Connecticut in the Smith Center. McCants scored the last 10 points of the game for Carolina, including a three-pointer with just over six seconds to play. The Huskies would go on to win the national championship. It was Roy Williams' first win as UNC's head coach over a No. 1 ranked team.

UNC 75, Duke 73 March 6, 2005

Carolina trailed, 73-64, after Blue Devil forward Lee Melchionni hit a three with 3:03 to play. But the Tar Heels outscored Duke, 11-0, the rest of the way to clinch the regular-season ACC title. Trailing by two with less than 30 seconds to play, David Noel stripped Daniel Ewing of the ball and Raymond Felton grabbed the loose ball and called timeout. On the ensuing possession, Felton hit the first of two free throws, Marvin Williams rebounded his missed second free throw and scored the go-ahead basket with 17 seconds to play. Sean May led UNC with 26 points and 24 rebounds.



Bob Donnan

Marvin Williams' three-point play clinched the 2005 win over Duke.

UNC 75, Illinois 70 April 4, 2005

Final Four MVP Sean May led UNC with 26 points and 10 rebounds, while Raymond Felton's and Marvin Williams' late heroics gave Roy Williams his first NCAA title. Marvin Williams broke a 70-all tie with a tip-in basket with 1:27 to play. Leading 72-70, Felton, who earlier hit a three-pointer to break a 65-65 tie, stole an Illini pass with 31 seconds to play and hit three of four free throws to cap the win.

Wayne Ellington hit a three-pointer with 0.4 seconds remaining in overtime to give UNC a 90-88 win. Ellington scored a career-high 36 points in the game, connecting on five three-pointers. The final shot by Ellington marked UNC's first late game-winner since David Noel rattled in a three-pointer with 1.8 seconds left on Nov. 19, 2005, to beat Gardner-Webb in the Smith Center and marked Carolina's first overtime win under head coach Roy Williams.

In the return matchup in Chapel Hill on Feb. 10, Tyler Hansbrough scored 13 of his 39 points in the two overtime periods as Carolina rallied from 15 points down to beat the Tigers, 103-93, in double overtime. The Tar Heels trailed by 11 points with 3:12 left to play in regulation before scoring nine straight points to cut the lead to 79-77. Quentin Thomas hit a driving layup to force the first overtime and UNC eventually won in the second extra stanza.

UNC 80, Florida State 77 Jan. 28, 2009


Ty Lawson sank a game-winning three-pointer as time expired to beat Florida State, 80-77, in Tallahassee in a game in which UNC led by 11 at the half, but trailed by as many as five with less than seven minutes to play. Danny Green's steal and three-point play tied the game at 77 with 1:12 to play, then Tyler Hansbrough forced a turnover by Toney Douglas with 3.2 seconds remaining. Hansbrough inbounded the ball to Lawson, who raced from his own free throw line to just outside the top of the key before launching a floater that found the bottom of the net as the buzzer rang.



Ty Lawson sank this running three-pointer as time expired and the Tar Heels beat Florida State, 80-77, on Jan. 28, 2009.

NBA LEGACY

TAR HEELS EXCEL AT THE NEXT LEVEL



Michael Jordan

23



"UNC is a plus-four school, meaning that if I rate a player as the 10th-best player in the NBA Draft, being a Tar Heel automatically jumps him to number six. The plus-four rating is based upon the success of former Tar Heels in the NBA."

- John Gabriel,
New York Knicks
Scouting Director

"The game is played so fast at this level. That's why I feel like Coach Williams and Carolina did a great job of preparing me for the NBA. I'm more advanced than other rookies and my coaching staff has said they recognize that. That's made the transition much easier. I have a better understanding of the game, the right way to play it and how to win. That's allowed me to play more minutes early and be pretty successful."

- Wayne Ellington, Minnesota Timberwolves
2009 NBA first-round draft pick
Nov. 2009



Billy Cunningham



John Kuester



Larry Brown

NBA Draft First Round Picks

Since 2004

- North Carolina - 9
- Connecticut - 7
- UCLA - 6
- Kansas - 6
- Ohio State - 6
- Kentucky - 6



George Karl

Carolina has had 97 players drafted by NBA teams and 40 first-round picks, most in the ACC by a wide margin. Eleven of those draftees have played for Roy Williams in the last six seasons.





Rasheed Wallace



James Worthy



Mitch Kupchak

NBA PLAYERS

- Vince Carter, Orlando
- Ed Davis, Toronto
- Wayne Ellington, Minnesota
- Raymond Felton, New York
- Danny Green, Cleveland
- Tyler Hansbrough, Indiana
- Brendan Haywood, Dallas
- Antawn Jamison, Cleveland
- Ty Lawson, Denver
- Sean May, free agent
- Jerry Stackhouse, free agent
- Jawad Williams, Cleveland
- Marvin Williams, Atlanta
- Brandan Wright, Golden State

NBA COACHES/ADMINISTRATORS

- Larry Brown, Charlotte head coach
- Phil Ford, Charlotte assistant coach
- Dave Hanners, Charlotte assistant coach
- Michael Jordan, Charlotte owner
- George Karl, Denver head coach
- John Kuester, Detroit head coach
- Mitch Kupchak, L.A. Lakers general manager
- Bob McAdoo, Miami assistant coach
- Mike O'Koren, Philadelphia assistant coach
- Pat Sullivan, Detroit assistant coach
- Donnie Walsh, New York president
- Joe Wolf, Milwaukee assistant coach

PROFESSIONAL PLAYERS OVERSEAS

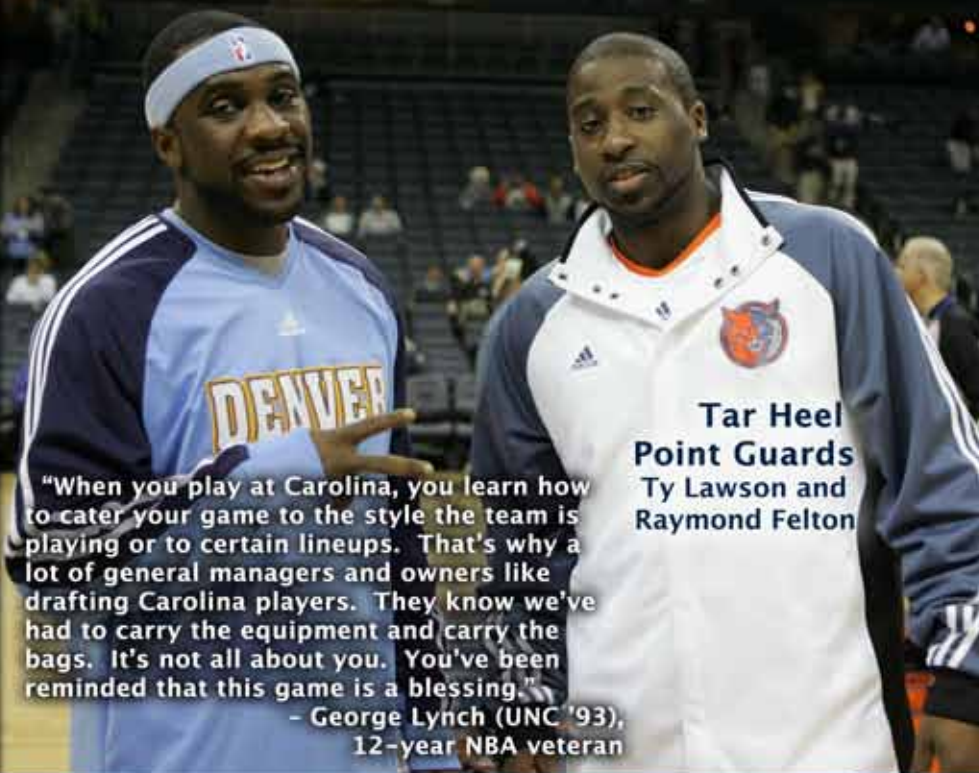
- Mike Copeland, Scotland
- Dante Calabria, Italy
- Bobby Frasier, Cyprus
- Marcus Ginyard, Germany
- Kris Lang, Italy
- David Noel, France
- Byron Sanders, Switzerland
- Reyshawn Terry, Germany
- Deon Thompson, Greece



NBA Draft Lottery Picks

- Since 2004
- North Carolina - 7
- Connecticut - 5
- Duke - 4
- Arizona - 4
- Kansas - 4

At the 2005 All-Star Game
Antawn Jamison and Vince Carter



Tar Heel Point Guards
Ty Lawson and Raymond Felton

"When you play at Carolina, you learn how to cater your game to the style the team is playing or to certain lineups. That's why a lot of general managers and owners like drafting Carolina players. They know we've had to carry the equipment and carry the bags. It's not all about you. You've been reminded that this game is a blessing."

- George Lynch (UNC '93),
12-year NBA veteran

NBA PIPELINE

THRIVING AT THE NEXT LEVEL



"When it comes to impact on the NBA, one program clearly stands apart from the rest. Two schools, North Carolina and UCLA, have developed the most quality NBA talent over the span of the 60 years of league history, and over the last 25 years the Tar Heels have left the Bruins far behind. Carolina has had more first round draft picks than any other program. Those draft picks have gone on to consistently meet or beat expectations for their performance in the NBA. As icing on the cake, Carolina has also had more former players develop into winning NBA coaches than any other college program, and in this regard there is not even a close second."

— DraftExpress.com




Mitch Kupchak
L.A. Lakers
general manager



NBA PIPELINE

THRIVING AT THE NEXT LEVEL



Robert Crawford

Roy Williams
Raymond Felton

In 2010, Ed Davis became Carolina's 40th NBA first-round draft pick and the seventh Tar Heel lottery pick in the last six years.



Joe Wolf
Milwaukee Bucks
assistant coach




2005 Lottery Pick
Marvin Williams



MICHAEL JORDAN

CHICAGO BULLS, WASHINGTON WIZARDS



The Jordan File

- Member of the Naismith Hall of Fame
- ESPN's "Greatest Athlete of the 20th Century"
- Six-time NBA champion, six-time NBA Finals MVP, five-time NBA MVP



VINCE CARTER

ORLANDO MAGIC



The Carter File

- 12-year NBA veteran with career averages of 22.0 points, 5.3 rebounds and 4.2 assists per game
- Eight time All-Star, receiving the most votes three times
- Won a gold medal with the U.S. Olympic team in 2000



JERRY STACKHOUSE

FREE AGENT




The Stackhouse File

- Third overall pick in the 1995 Draft
- Has scored 18.0 points per game in his 15-year career
- Two-time All-Star



ANTAWN JAMISON

CLEVELAND CAVALIERS



"An intelligent and thoughtful soul, [Jamison] has developed a reputation as a stand-up guy, a responsible role model, a veteran leader who can be counted on to do the right thing even when it's hard."
— Mary Schmitt Boyer, Cleveland Plain Dealer, Feb. 20, 2010

The Jamison File

- Two-time All-Star has averaged 20.5 points and 8.8 rebounds per game in his 12-year career
- Fourth overall selection in the 1998 NBA Draft
- Traded to Cleveland during the 2009-10 season



RAYMOND FELTON

NEW YORK KNICKS



The Felton File

- Lottery pick was the fifth overall selection in 2005
- Point guard signed with New York in July 2010 and was named the Knicks' co-captain for the 2010-11 season
- Has averaged over 13 points and six assists per game, starting 369 of 399 career games entering 2010-11



MARVIN WILLIAMS

ATLANTA HAWKS



The Williams File

- Second overall pick in the 2005 NBA Draft
- Re-signed with Atlanta in July 2009 for five years and approximately \$40 million
- Has averaged 10.1 points and 5.1 rebounds from his small forward position in five NBA seasons



BRENDAN HAYWOOD

DALLAS MAVERICKS



The Haywood File

- One of the top free agent centers in the NBA in 2010
- First-round pick in 2001 re-signed with Dallas for six years and approximately \$55 million
- Has averaged 7.7 points and 6.4 rebounds per game in nine NBA seasons

FREE AGENT



The May File


- 2005 Lottery pick saw action in 37 games for Sacramento in 2009-10, battling back from injury
- Originally drafted by the Charlotte Bobcats

WILLIAMS & GREEN

CLEVELAND CAVALIERS

"For one, Danny [Green] is a really good all-around player. Jawad Williams and [Green] come from a great system, and that's North Carolina. No matter where you put these guys on the court, they are successful."

— LeBron James, Miami Heat, Oct. 2009



The Jawad Williams File

- Undrafted free agent earned a spot with his hometown Cavaliers through hard work
- Saw action in 54 games in 2009-10, starting six and averaging 4.1 points per contest


The Danny Green File

- Second-round pick in 2009 Draft who earned a spot on the powerful Cavaliers with his versatility and potential
- Hopes for more playing time after departure of former Cav LeBron James



2009 FIRST-ROUND PICKS

ELLINGTON, HANSBROUGH, LAWSON



The Tyler Hansbrough File

- Averaged 8.5 points and 4.8 rebounds in 29 games for Indiana in 2009-10
- A lottery pick in 2009, he missed much of his rookie season due to an inner ear disorder

The Ty Lawson File

- One of the top young point guards in the NBA
- Averaged 7.8 points per game in 2009-10, helping lead Denver to the playoffs
- First-round draft pick in 2009

The Wayne Ellington File

- First-round draft pick in 2009
- Improved throughout his rookie season for the young Timberwolves, hitting nearly 40 percent of his three-point tries for the year




WRIGHT & DAVIS

GOLDEN STATE WARRIORS/TORONTO RAPTORS



The Brandon Wright File

- 2007 NBA Draft lottery pick now in his fourth season with Golden State
- Missed the 2009-10 season after undergoing shoulder surgery
- Averaged a career-high 8.3 points per game in 2008-09



The Ed Davis File

- The 13th overall selection in the 2010 NBA Draft
- The seventh Tar Heel lottery pick in the last six seasons
- Carolina's 40th NBA first-round pick

TAR HEEL NBA AWARD WINNERS

NBA MOST VALUABLE PLAYER

1974-75	Bob McAdoo	Buffalo Braves
1987-88	Michael Jordan	Chicago Bulls
1990-91	Michael Jordan	Chicago Bulls
1991-92	Michael Jordan	Chicago Bulls
1995-96	Michael Jordan	Chicago Bulls
1997-98	Michael Jordan	Chicago Bulls

NBA COACH OF THE YEAR

1987-88	Doug Moe	Denver Nuggets
2000-01	Larry Brown	Philadelphia 76ers

NBA ROOKIE OF THE YEAR

1972-73	Bob McAdoo	Buffalo Braves
1977-78	Walter Davis	Phoenix Suns
1978-79	Phil Ford	Kansas City Kings
1984-85	Michael Jordan	Chicago Bulls
1998-99	Vince Carter	Toronto Raptors

NBA DEFENSIVE PLAYER OF THE YEAR

1987-88	Michael Jordan	Chicago Bulls
---------	----------------	---------------

NBA SIXTH-MAN AWARD

1982-83	Bobby Jones	Philadelphia 76ers
2003-04	Antawn Jamison	Dallas Mavericks

NBA FINALS MOST VALUABLE PLAYER

1988	James Worthy	Los Angeles Lakers
1991	Michael Jordan	Chicago Bulls
1992	Michael Jordan	Chicago Bulls
1993	Michael Jordan	Chicago Bulls
1996	Michael Jordan	Chicago Bulls
1997	Michael Jordan	Chicago Bulls
1998	Michael Jordan	Chicago Bulls


ALL-NBA TEAM SELECTIONS

1968-69	Billy Cunningham	Philadelphia 76ers	First-team
1969-70	Billy Cunningham	Philadelphia 76ers	First-team
1970-71	Billy Cunningham	Philadelphia 76ers	First-team
1971-72	Billy Cunningham	Philadelphia 76ers	Second-team
1973-74	Bob McAdoo	Buffalo Braves	Second-team
1974-75	Bob McAdoo	Buffalo Braves	First-team
1977-78	Walter Davis	Phoenix Suns	Second-team
1978-79	Walter Davis	Phoenix Suns	Second-team
	Phil Ford	Kansas City Kings	Second-team
1984-85	Michael Jordan	Chicago Bulls	Second-team
1986-87	Michael Jordan	Chicago Bulls	First-team
1987-88	Michael Jordan	Chicago Bulls	First-team
1988-89	Michael Jordan	Chicago Bulls	First-team
1989-90	Michael Jordan	Chicago Bulls	First-team
	James Worthy	Los Angeles Lakers	Third-team
1990-91	Michael Jordan	Chicago Bulls	First-team
	James Worthy	Los Angeles Lakers	Third-team
1991-92	Michael Jordan	Chicago Bulls	First-team
	Brad Daugherty	Cleveland Cavaliers	Third-team
1992-93	Michael Jordan	Chicago Bulls	First-team
1995-96	Michael Jordan	Chicago Bulls	First-team
1996-97	Michael Jordan	Chicago Bulls	First-team
1997-98	Michael Jordan	Chicago Bulls	First-team
1999-00	Vince Carter	Toronto Raptors	Third-team
2000-01	Vince Carter	Toronto Raptors	Second-team

Totals: 25 All-NBA Team Selections (14 first-team, seven second-team, four third-team)

NBA ALL-ROOKIE TEAM SELECTIONS

1972-73	Bob McAdoo	Buffalo Braves	First-team
1976-77	Mitch Kupchak	Washington Bullets	First-team
1977-78	Walter Davis	Phoenix Suns	First-team
1978-79	Phil Ford	Kansas City Kings	First-team
1982-83	James Worthy	Los Angeles Lakers	First-team



Michael Jordan — Six-time NBA Finals MVP and five-time NBA MVP



NBA All-Stars Antawn Jamison and Vince Carter



Seven-time NBA All-Star & Hall of Famer James Worthy

1984-85	Michael Jordan	Chicago Bulls	First-team
	Sam Perkins	Dallas Mavericks	First-team
1986-87	Brad Daugherty	Cleveland Cavaliers	First-team
1987-88	Kenny Smith	Sacramento Kings	First-team
1989-90	J.R. Reid	Charlotte Hornets	Second-team
1991-92	Rick Fox	Boston Celtics	Second-team
1994-95	Eric Montross	Boston Celtics	Second-team
1995-96	Jerry Stackhouse	Philadelphia 76ers	First-team
	Rasheed Wallace	Washington Bullets	Second-team
1998-99	Vince Carter	Toronto Raptors	First-team
	Antawn Jamison	Golden State Warriors	Second-team
2005-06	Raymond Felton	Charlotte Bobcatss	Second-team
	Marvin Williams	Atlanta Hawks	Second-team

Totals: 18 All-Rookie Team Selections (11 1st-team, seven 2nd-team)

NBA ALL-DEFENSIVE TEAM SELECTIONS

1976-77	Bobby Jones	Denver Nuggets	First-team
1977-78	Bobby Jones	Denver Nuggets	First-team
1978-79	Bobby Jones	Philadelphia 76ers	First-team
1979-80	Bobby Jones	Philadelphia 76ers	First-team
1980-81	Bobby Jones	Philadelphia 76ers	First-team
	Dudley Bradley	Indiana Pacers	Second-team
1981-82	Bobby Jones	Philadelphia 76ers	First-team
1982-83	Bobby Jones	Philadelphia 76ers	First-team
1983-84	Bobby Jones	Philadelphia 76ers	First-team
1984-85	Bobby Jones	Philadelphia 76ers	Second-team
1987-88	Michael Jordan	Chicago Bulls	First-team
1988-89	Michael Jordan	Chicago Bulls	First-team
1989-90	Michael Jordan	Chicago Bulls	First-team
1990-91	Michael Jordan	Chicago Bulls	First-team
1991-92	Michael Jordan	Chicago Bulls	First-team
1992-93	Michael Jordan	Chicago Bulls	First-team
1995-96	Michael Jordan	Chicago Bulls	First-team
1996-97	Michael Jordan	Chicago Bulls	First-team
1997-98	Michael Jordan	Chicago Bulls	First-team

Totals: 19 All-Defensive Team Selections (17 first-team, two second-team)

ABA MOST VALUABLE PLAYER

1972-73	Billy Cunningham	Carolina Cougars
---------	------------------	------------------

TAR HEEL ALL-STAR GAME APPEARANCES

NBA All-Star Game Selections	
Player	Number (Years)
Vince Carter	8 (2000, 2001, 2002, 2003, 2004, 2005, 2006, 2007)
Billy Cunningham	4 (1969, 1970, 1971, 1972)
Brad Daugherty	5 (1988, 1989, 1991, 1992, 1993)
Walter Davis	6 (1978, 1979, 1980, 1981, 1984, 1987)
Antawn Jamison	2 (2005, 2008)
Bobby Jones	4 (1977, 1978, 1981, 1982)
Michael Jordan	14 (1985, 1986, 1987, 1988*, 1989, 1990, 1991, 1992, 1993, 1996*, 1997, 1998*, 2002, 2003)
Robert McAdoo	5 (1974, 1975, 1976, 1977, 1978)
Charles Scott	3 (1973, 1974, 1975)
Lee Shaffer	1 (1963)
Jerry Stackhouse	2 (2000, 2001)
Rasheed Wallace	4 (2000, 2001, 2006, 2008)
James Worthy	7 (1986, 1987, 1988, 1989, 1990, 1991, 1992)

*Indicates NBA All-Star Game MVP

ABA All-Star Game Selections	
Player	Number (Years)
Larry Brown	3 (1968*, 1969, 1970)
Billy Cunningham	1 (1973)
Bobby Jones	1 (1976)
Doug Moe	3 (1968, 1969, 1970)
Charles Scott	2 (1971, 1972)

*Indicates ABA All-Star Game MVP
(source: NBA)

ABA ROOKIE OF THE YEAR

1970-71	Charles Scott	Virginia Squires
---------	---------------	------------------

ABA COACH OF THE YEAR

1972-73	Larry Brown	Carolina Cougars
1974-75	Larry Brown	Denver Nuggets
1975-76	Larry Brown	Denver Nuggets

ALL-ABA TEAM SELECTIONS

Larry Brown (2nd team)
Billy Cunningham (1st team)
Bobby Jones (2nd team)
Doug Moe (1st team, 2nd team)
Charles Scott (1st team, 2nd team)





Cleveland Cavaliers Jawad Williams, Danny Green and Antawn Jamison prior to the 2010-11 season

TAR HEEL NBA RETIRED JERSEYS

Player	Team
Billy Cunningham (player and coach)	Philadelphia 76ers
Brad Daugherty	Cleveland Cavaliers
Walter Davis	Phoenix Suns
Bobby Jones	Philadelphia 76ers
Michael Jordan	Chicago Bulls
Doug Moe (coach)	Denver Nuggets
James Worthy	Los Angeles Lakers

TAR HEELS IN THE NBA DRAFT

Year	Player	NBA Team	Round	# Pick	# Overall
1948	Norman Kohler	Indianapolis Olympians	n/a	n/a	n/a
1948	Bob Paxton	Indianapolis Olympians	n/a	n/a	n/a
1957	Lennie Rosenbluth	Philadelphia Warriors	1st	6	6
1958	Pete Brennan	New York Knicks	1st	4	4
1958	Joe Quigg	New York Knicks	2nd	4	12
1958	Tommy Kearns	Syracuse Nationals	4th	6	29
1960	Lee Shaffer	Syracuse Nationals	1st	5	5
1960	Doug Moe	Detroit Pistons	7th	4	52
1961	York Larese	Chicago Packers	2nd	11	20
1961	Doug Moe	Chicago Packers	2nd	13	22
1961	Dick Kepley	St. Louis Hawks	11th	7	98
1962	Jim Hudock	Philadelphia Warriors	6th	7	50
1962	Ken McComb	Philadelphia Warriors	10th	6	84
1962	Donnie Walsh	Philadelphia Warriors	11th	5	89
1963	Larry Brown	Baltimore Bullets	7th	2	55
1965	Billy Cunningham	Philadelphia 76ers	1st	4	4
1966	Bob Bennett	New York Knicks	13th	1	101
1967	Bob Lewis	San Francisco Warriors	4th	8	39
1967	Mark Mirken	New York Knicks	11th	4	117
1968	Larry Miller	Philadelphia 76ers	5th	12	62
1969	Bill Bunting	New York Knicks	2nd	11	26
1969	Dick Grubar	Los Angeles Lakers	6th	12	83
1969	Rusty Clark	Detroit Pistons	11th	4	145
1970	Charles Scott	Boston Celtics	7th	4	106
1971	Lee Dedmon	Los Angeles Lakers	5th	13	81
1972	Robert McAdoo	Buffalo Braves	1st	2	2
1972	Dennis Wycik	Boston Celtics	2nd	14	27
1972	Bill Chamberlain	Golden State Warriors	3rd	13	43
1972	Steve Previs	Boston Celtics	7th	14	111
1973	George Karl	New York Knicks	4th	14	66
1973	Donn Johnston	Buffalo Braves	18th	1	207
1974	Bobby Jones	Houston Rockets	1st	5	5
1974	Darrell Elston	Atlanta Hawks	3rd	7	43
1974	John O'Donnell	New York Knicks	10th	14	174
1975	Donald Washington	New York Knicks	5th	8	80
1975	Ed Stahl	Kansas City-Omaha Kings	5th	13	85
1976	Mitch Kupchak	Washington Bullets	1st	13	13
1977	Walter Davis	Phoenix Suns	1st	5	5
1977	Tommy LaGarde	Denver Nuggets	1st	9	9
1977	John Kuester	Kansas City Kings	3rd	9	53
1977	Bruce Buckley	San Antonio Spurs	6th	15	125
1978	Phil Ford	Kansas City Kings	1st	2	2
1978	Geff Crompton	Kansas City Kings	4th	4	70
1978	Tom Zaliagiris	Milwaukee Bucks	8th	12	164
1979	Dudley Bradley	Indiana Pacers	1st	13	13
1980	Mike O'Koren	New Jersey Nets	1st	6	6
1980	John Virgil	Golden State Warriors	3rd	3	49
1980	Rich Yonakor	San Antonio Spurs	3rd	15	61
1980	Jeff Wolf	Milwaukee Bucks	4th	17	86
1980	Dave Colescott	Utah Jazz	7th	2	140
1981	Al Wood	Atlanta Hawks	1st	4	4
1981	Pete Budko	Dallas Mavericks	5th	1	93
1981	Mike Pepper	San Diego Clippers	6th	8	123
1982	James Worthy	Los Angeles Lakers	1st	1	1
1982	Jimmy Black	New Jersey Nets	3rd	13	59
1982	Chris Brust	Denver Nuggets	6th	16	131
1982	Jeb Barlow	Denver Nuggets	7th	15	153
1983	Jimmy Braddock	Denver Nuggets	5th	14	107
1984	Michael Jordan	Chicago Bulls	1st	3	3
1984	Sam Perkins	Dallas Mavericks	1st	4	4
1984	Matt Doherty	Cleveland Cavaliers	6th	8	119
1984	Cecil Exum	Denver Nuggets	9th	10	194
1985	Buzz Peterson	Cleveland Cavaliers	7th	8	147
1986	Brad Daugherty	Cleveland Cavaliers	1st	1	1
1986	Warren Martin	Cleveland Cavaliers	4th	3	73
1986	Steve Hale	New Jersey Nets	4th	11	81
1987	Kenny Smith	Sacramento Kings	1st	6	6
1987	Joe Wolf	Los Angeles Clippers	1st	13	13
1987	Dave Popson	Detroit Pistons	4th	19	88



Year	Player	NBA Team	Round	# Pick	# Overall
1987	Curtis Hunter	Denver Nuggets	7th	18	156
1989	J.R. Reid	Charlotte Hornets	1st	5	5
1991	Rick Fox	Boston Celtics	1st	24	24
1991	Pete Chilcutt	Sacramento Kings	1st	27	27
1992	Hubert Davis	New York Knicks	1st	20	20
1993	George Lynch	Los Angeles Lakers	1st	12	12
1994	Eric Montross	Boston Celtics	1st	9	9
1995	Jerry Stackhouse	Philadelphia 76ers	1st	3	3
1995	Rasheed Wallace	Washington Bullets	1st	4	4
1996	Jeff McInnis	Denver Nuggets	2nd	8	37
1997	Serge Zwikker	Houston Rockets	2nd	1	29
1998	Antawn Jamison	Toronto Raptors	1st	4	4
1998	Vince Carter	Golden State Warriors	1st	5	5
1998	Shammond Williams	Chicago Bulls	2nd	5	34
2001	Brendan Haywood	Cleveland Cavaliers	1st	20	20
2001	Joseph Forte	Boston Celtics	1st	21	21
2005	Marvin Williams	Atlanta Hawks	1st	2	2
2005	Raymond Felton	Charlotte Bobcats	1st	5	5
2005	Sean May	Charlotte Bobcats	1st	13	13
2005	Rashad McCants	Minnesota Timberwolves	1st	14	14
2006	David Noel	Milwaukee Bucks	2nd	9	39
2007	Brandan Wright	Charlotte Bobcats	1st	8	8
2007	Reyshawn Terry	Orlando Magic	2nd	14	44
2009	Tyler Hansbrough	Indiana Pacers	1st	13	13
2009	Ty Lawson	Minnesota Timberwolves	1st	18	18
2009	Wayne Ellington	Minnesota Timberwolves	1st	28	28
2009	Danny Green	Cleveland Cavaliers	2nd	16	46
2010	Ed Davis	Toronto Raptors	1st	13	13


97 Carolina players drafted by NBA teams 40 first-round picks

MOST NBA FIRST-ROUND DRAFT PICKS

SINCE 1980

School	First-Round Picks
1. North Carolina	29
2. Duke	22
3. Kentucky	21
4. Arizona	16
5. Connecticut	15

(Source: NBA)



Jerry Stackhouse, 1995

2005 Lottery picks Rashad McCants, Sean May, Marvin Williams and Raymond Felton



ALL-TIME TAR HEEL NBA ROSTER

The following is a list of coaches, administrators or players who played at least one regular-season game or appeared on a regular-season roster in either the NBA (1947-present), the ABA (1968-76) the Basketball Association of America (1947-49) or the National Basketball League (1938-49).
(*Indicates active player/coach/administrator as of start of 2009-10 training camp)

Bradley, Dudley — Indiana, 1979-81; Phoenix, 1981-82; Chicago, 1982-83; Washington, 1984-86; Milwaukee, 1986-88; New Jersey, 1987-88; Atlanta, 1988-89

Brennan, Pete — New York, 1958-59

***Brown, Larry** — *Player*: New Orleans (ABA), 1967-68; Oakland (ABA), 1968-69; Washington Capitols (ABA), 1969-70; Virginia Squires (ABA), 1970-71; Virginia (ABA), 1970-71; Denver (ABA), 1970-72; *Head Coach*: Denver (ABA), 1974-76; Denver (NBA), 1976-79; New Jersey, 1981-83; San Antonio, 1988-1992; Los Angeles Clippers, 1992-93; Indiana, 1993-97; Philadelphia, 1997-2003; Detroit, 2003-2005; New York, 2005-06; Charlotte, 2008-present

Bucknall, Steve — Los Angeles Lakers, 1989-90

Bunting, Bill — Carolina (ABA), 1969-70; New Jersey (ABA), 1969-70; Virginia (ABA), 1969-71

***Carter, Vince** — Toronto, 1998-2005; New Jersey, 2005-09; Orlando, 2009-present

Chamberlain, Bill — Kentucky (ABA), 1972-73; Memphis (ABA), 1972-73; Phoenix, 1973-74

Chilcutt, Pete — Sacramento, 1991-94; Detroit, 1993-94; Houston, 1994-96; Vancouver, 1996-99; Utah, 1999-2000; Cleveland, 1999-2000; Los Angeles Clippers, 2000; Atlanta Hawks, 2000-01

Crompton, Geff — Denver, 1978-79; Portland, 1980-81; Milwaukee, 1981-82; San Antonio, 1982-83; Cleveland, 1983-84

Cunningham, Billy — *Player*: Philadelphia, 1965-72; Carolina (ABA), 1972-74; Philadelphia, 1974-76; *Head Coach*: Philadelphia, 1977-1985; Owner: Miami, 1988-95

Daugherty, Brad — Cleveland, 1986-96

***Davis, Ed** — Toronto, 2010-present

Davis, Hubert — New York, 1992-96; Toronto, 1996-97; Dallas, 1997-2001; Washington, 2001-02; Detroit, 2002-03; New Jersey, 2003-04

Davis, Walter — Phoenix, 1977-1988; Denver, 1988-1991; Portland, 1990-91; Denver, 1991-92; *Advance Scout*: Washington, 2000-2005

Dedmon, Lee — Utah (ABA), 1971-72

Dillon, John — Washington, 1949-50

***Ellington, Wayne** — Minnesota, 2009-present

Elston, Darrell — Virginia (ABA), 1974-75; Indiana, 1976-77

***Felton, Raymond** — Charlotte, 2005-10; New York, 2010-present

***Ford, Phil** — Kansas City, 1978-1982; New Jersey, 1982-83; Milwaukee, 1982-83; Houston, 1983-85; *Assistant Coach*: Detroit, 2004-05; New York, 2005-07; Charlotte, 2007-present

Forte, Joseph — Boston, 2001-02; Seattle, 2002-2003

Fox, Rick — Boston, 1991-97; Los Angeles Lakers, 1997-2004

Glamack, George — Akron, 1941-42 (NBL); Rochester, 1945-47 (NBL); Indianapolis Kautskys, 1947-48 (NBL); Hammond 1948-49 (NBL); Indianapolis Jets, 1948-49 (NBL)

***Green, Danny** — Cleveland, 2009-present

Grubar, Dick — Indiana (ABA), 1969-70

***Hanners, Dave** — *Assistant Coach*: Philadelphia, 2000-2003; Detroit, 2003-2005; New York, 2005-08; Charlotte, 2008-present

***Hansbrough, Tyler** — Indiana, 2009-present

***Haywood, Brendan** — Washington, 2001-10; Dallas, 2010-present

***Jamison, Antawn** — Golden State, 1998-2003; Dallas, 2003-04; Washington, 2004-10; Cleveland, 2010-present

Jones, Bobby — Denver (ABA), 1974-76; Denver (NBA), 1976-78; Philadelphia, 1978-86

***Jordan, Michael** — Chicago, 1984-93; 1994-98; Washington, 2001-2003; Part-Owner and President, Washington, 2000-03; Managing Member of Basketball Operations, Charlotte, 2006-present

***Karl, George** — *Player*: San Antonio (ABA), 1973-76; San Antonio (NBA), 1976-78; *Assistant Coach*: San Antonio, 1978-80; *Director of Player Acquisition*: Cleveland, 1983-84; *Head Coach*: Cleveland, 1984-86; Golden State, 1986-88; Seattle, 1991-98; Milwaukee, 1998-2003; Denver, 2005-present

TAR HEELS WITH NBA CHAMPIONSHIP RINGS

Name	Affiliation	Season	Team
Billy Cunningham	Player	1966-67	Philadelphia 76ers
Charles Scott	Player	1975-76	Boston Celtics
Mitch Kupchak	Player	1977-78	Washington Bullets
Tommy LaGarde	Player	1978-79	Seattle SuperSonics
Mitch Kupchak	Player	1981-82	Los Angeles Lakers
Bob McAdoo	Player	1981-82	Los Angeles Lakers
Billy Cunningham	Head Coach	1982-83	Philadelphia 76ers
Bobby Jones	Player	1982-83	Philadelphia 76ers
Mitch Kupchak	Player	1984-85	Los Angeles Lakers
Bob McAdoo	Player	1984-85	Los Angeles Lakers
James Worthy	Player	1984-85	Los Angeles Lakers
Mitch Kupchak	Asst. GM	1986-87	Los Angeles Lakers
James Worthy	Player	1986-87	Los Angeles Lakers
Mitch Kupchak	Asst. GM	1987-88	Los Angeles Lakers
James Worthy	Player	1987-88	Los Angeles Lakers
Michael Jordan	Player	1990-91	Chicago Bulls
Scott Williams	Player	1990-91	Chicago Bulls
Michael Jordan	Player	1991-92	Chicago Bulls
Scott Williams	Player	1991-92	Chicago Bulls
Michael Jordan	Player	1992-93	Chicago Bulls
Scott Williams	Player	1992-93	Chicago Bulls
Kenny Smith	Player	1993-94	Houston Rockets
Pete Chilcutt	Player	1994-95	Houston Rockets
Kenny Smith	Player	1994-95	Houston Rockets
Michael Jordan	Player	1995-96	Chicago Bulls
Michael Jordan	Player	1996-97	Chicago Bulls
Michael Jordan	Player	1997-98	Chicago Bulls
Rick Fox	Player	1999-00	Los Angeles Lakers
Mitch Kupchak	General Manager	1999-00	Los Angeles Lakers
Rick Fox	Player	2000-01	Los Angeles Lakers
Mitch Kupchak	General Manager	2000-01	Los Angeles Lakers
Rick Fox	Player	2001-02	Los Angeles Lakers
Mitch Kupchak	General Manager	2001-02	Los Angeles Lakers
Larry Brown	Head Coach	2003-04	Detroit Pistons
Dave Hanners	Assistant Coach	2003-04	Detroit Pistons
John Kuester	Assistant Coach	2003-04	Detroit Pistons
Pat Sullivan	Video Coordinator	2003-04	Detroit Pistons
Rasheed Wallace	Player	2003-04	Detroit Pistons
Bob McAdoo	Assistant Coach	2005-06	Miami Heat
Mitch Kupchak	General Manager	2008-09	Los Angeles Lakers
Mitch Kupchak	General Manager	2009-10	Los Angeles Lakers

41 members of the last 44 NBA champions have been Carolina alumni.



George Karl (right) is the head coach of the Denver Nuggets, which traded for Ty Lawson (left) on draft night in 2009.



Longtime Miami Heat assistant coach Bob McAdoo (right)

- Kearns, Tommy** — Syracuse, 1958-59
- Kepley, Dick** — St. Louis, 1961-62
- *Kuester, John** — *Player:* Kansas City, 1977-78; Denver, 1978-79; Indiana, 1979-80; *Assistant Coach:* Boston, 1996-97; Philadelphia, 1997-2003; Detroit, 2003-04; New Jersey, 2004-05; Philadelphia, 2005-06; Orlando, 2006-07; Cleveland, 2007-09; *Head Coach:* Detroit, 2009-present
- *Kupchak, Mitch** — *Player:* Washington, 1976-1981; Los Angeles Lakers, 1981-86; *Assistant General Manager:* Los Angeles Lakers, 1986-92; *General Manager:* Los Angeles Lakers, 1992-present
- LaGarde, Tommy** — Denver, 1977-78; Seattle, 1978-80; Dallas, 1980-82; New Jersey, 1984-85
- Larese, York** — *Player:* Chicago Packers, 1961-62; Philadelphia Warriors, 1961-62; *Head Coach:* New York Nets (ABA), 1969-70
- *Lawson, Ty** — Denver, 2009-present
- Lebo, Jeff** — San Antonio, 1989-90
- Lewis, Bob** — San Francisco, 1967-70; Cleveland, 1970-71
- Lynch, George** — Los Angeles Lakers, 1993-96; Vancouver, 1996-98; Philadelphia 1998-2001; Charlotte/New Orleans, 2001-05
- *May, Sean** — Charlotte, 2005-09; Sacramento, 2009-10; free agent
- *McAdoo, Bob** — *Player:* Buffalo, 1972-1977; New York, 1977-78; Boston, 1978-79; Detroit, 1979-81; New Jersey, 1980-81; Los Angeles Lakers, 1981-1985; Philadelphia, 1985-86; *Assistant Coach:* Miami, 1995-present
- McCants, Rashad** — Minnesota, 2005-09; Sacramento, 2009
- McGuire, Frank** — *Head Coach:* Philadelphia Warriors, 1961-62
- McInnis, Jeff** — Denver, 1996-97; Washington, 1998-99; Los Angeles Clippers, 2000-2002; Portland, 2002-2004; Cleveland, 2004-2005; New Jersey, 2005-07; Charlotte, 2007-08
- McKinney, Horace (Bones)** — *Player:* Washington, 1946-51; *Head Coach:* Washington, 1950-51; Boston, 1950-52
- Miller, Larry** — Los Angeles Stars (ABA), 1968-70; Carolina (ABA), 1969-72; San Diego (ABA), 1972-74; Virginia (ABA), 1973-74; Utah (ABA), 1974-75
- Moe, Doug** — *Player:* New Orleans (ABA), 1967-68; Oakland (ABA), 1968-69; Carolina (ABA), 1969-70; Virginia (ABA), 1970-72; *Assistant Coach:* Carolina (ABA), 1972-74; Denver (ABA), 1974-76, 1979-80; *Head Coach:* San Antonio, 1976-80; Denver, 1980-90; Philadelphia, 1992-93; *Assistant Coach:* Denver, 2005-08
- Montross, Eric** — Boston, 1994-96; Dallas, 1996-97; New Jersey, 1996-97; Philadelphia, 1997-98; Detroit, 1998-2001; Toronto, 2001-2003
- Ndiaye, Makhtar** — Vancouver, 1998-99
- Noel, David** — Milwaukee, 2006-08
- *O’Koren, Mike** — New Jersey, 1980-86, Washington, 1986-87; New Jersey, 1987-88; *Assistant Coach:* New Jersey, 1999-2003; Washington, 2003-09; Philadelphia, 2009-present
- Perkins, Sam** — Dallas, 1984-90; Los Angeles Lakers, 1990-93; Seattle, 1993-98; Indiana, 1998-2001; *Vice President of Player Relations:* Indiana, 2008-10

TAR HEELS IN NBA ADMINISTRATION

- *Larry Brown:** *Head Coach:* Denver (ABA), 1974-76; Denver (NBA), 1976-79; New Jersey, 1981-83; San Antonio, 1988-1992; Los Angeles Clippers, 1992-93; Indiana, 1993-97; Philadelphia, 1997-2003; Detroit, 2003-2005; New York, 2005-06; Charlotte, 2008-present
- Billy Cunningham:** *Head Coach:* Philadelphia, 1977-1985; *Part-Owner:* Miami, 1988-95
- Walter Davis:** *Advance Scout:* Washington, 2000-04
- *Phil Ford:** *Assistant Coach:* Detroit, 2004-2005; New York, 2005-07; Charlotte, 2007-present
- *Dave Hanners:** *Advance Scout/Assistant Coach:* Philadelphia, 2000-03; *Assistant Coach:* Detroit, 2003-2005; New York, 2005-08; Charlotte, 2008-present
- *Michael Jordan:** *Part Owner & President:* Washington Wizards, 2000-03; *Managing Member of Basketball Operations:* Charlotte Bobcats, 2006-present
- *George Karl:** *Assistant Coach:* San Antonio, 1978-80; *Director of Player Acquisition:* Cleveland, 1983-84; *Head Coach:* Cleveland, 1984-86; Golden State, 1986-88; Seattle, 1991-98; Milwaukee, 1998-2003; Denver, 2005-present
- *John Kuester:** *Assistant Coach:* Boston, 1996-97; Philadelphia, 1997-2003; Detroit, 2003-04; New Jersey, 2004-06; Orlando, 2006-07; Cleveland, 2007-09; *Head Coach:* Detroit, 2009-present
- *Mitch Kupchak:** *Assistant General Manager:* Los Angeles Lakers, 1986-92; *General Manager:* Los Angeles Lakers, 1992-present
- York Larese:** *Head Coach:* New York Nets (ABA), 1969-70
- *Bob McAdoo:** *Assistant Coach:* Miami, 1995-present
- Frank McGuire:** *Head Coach:* Philadelphia Warriors, 1961-62
- Horace (Bones) McKinney:** *Head Coach:* Washington, 1950-51; Boston, 1950-52
- Doug Moe:** *Assistant Coach:* Carolina (ABA), 1972-74; Denver (ABA), 1974-76, 1979-80; *Head Coach:* San Antonio, 1976-80; Denver, 1980-90; Philadelphia, 1992-93; *Assistant Coach:* Denver, 2005-09
- *Mike O’Koren:** *Assistant Coach:* New Jersey, 1999-2003; Washington, 2003-09; Philadelphia, 2009-present
- Sam Perkins:** *Vice President of Player Relations:* Indiana, 2008-10
- Buzz Peterson:** *Director of Player Personnel,* Charlotte, 2007-09
- *Pat Sullivan:** *Video Coordinator:* Detroit, 2003-2004; *Assistant Coach:* Detroit, 2004-2005; New Jersey, 2005-08; Detroit, 2008-present
- *Donnie Walsh:** *Assistant Coach:* Denver, 1978-81; Indiana, 1984-86; *General Manager:* Indiana, 1985-88; *President:* Indiana, 1988-2003; *CEO,* 2003-08; *President:* New York, 2008-present
- *Joe Wolf:** *Assistant Coach:* Milwaukee, 2009-present



TAR HEELS IN CHARLOTTE: Hall of Fame head coach Larry Brown and longtime assistant Dave Hanners

- Peterson, Buzz** — Director of Player Personnel, Charlotte, 2007-09
- Phelps, Derrick** — Sacramento, 1994-95
- Popson, Dave** — Los Angeles Clippers, 1988-89; Miami, 1988-89; Boston, 1990-91; Milwaukee, 1991-92
- Previs, Steve** — Carolina (ABA), 1972-73
- Quigg, Joe** — New York, 1958-59
- Reid, J.R.** — Charlotte, 1989-93; San Antonio, 1992-96; New York, 1995-96; Charlotte, 1997-99; Los Angeles Lakers, 1999; Milwaukee, 1999-2000; Cleveland, 2000-01
- Rosenbluth, Lennie** — Philadelphia Warriors, 1957-59
- Rozier, Clifford** — Golden State, 1994-96; Orlando, 1996-97; Toronto, 1996-97; Minnesota, 1997-98
- Salvadori, Kevin** — Sacramento, 1996-98
- Scott, Charles** — Virginia (ABA), 1970-72; Phoenix, 1971-75; Boston, 1975-78; Los Angeles Lakers, 1977-78; Denver, 1978-80
- Shaffer, Lee** — Syracuse, 1961-63; Philadelphia, 1963-64
- Smith, Kenny** — Sacramento, 1987-90; Atlanta, 1989-90; Houston, 1990-96; Denver, 1996-97; Detroit, 1996-97
- *Stackhouse, Jerry** — Philadelphia, 1995-98; Detroit, 1998-2002; Washington, 2002-04; Dallas, 2004-09; Milwaukee, 2010; free agent
- *Sullivan, Pat** — Video Coordinator: Detroit, 2003-2004; Assistant Coach: Detroit, 2004-2005; New Jersey, 2005-08; Detroit, 2008-present
- Wallace, Rasheed** — Washington, 1995-96; Portland, 1996-present; Atlanta, 2004; Detroit, 2004-09; Boston, 2009-10
- *Walsh, Donnie** — Assistant Coach: Denver, 1978-81; Indiana, 1984-86; General Manager: Indiana, 1985-88; President: Indiana, 1988-2003; CEO: 2003-08; President: New York, 2008-present
- Washington, Donald** — Denver (ABA), 1974-75; Utah (ABA), 1975-76
- Wenstrom, Matt** — Boston, 1993-94
- *Williams, Jawad** — Cleveland, 2008-present
- *Williams, Marvin** — Atlanta, 2005-present
- Williams, Scott** — Chicago, 1990-94; Philadelphia, 1994-99; Milwaukee, 1999-2001; Denver, 2001-02; Phoenix, 2002-04; Dallas, 2004; Phoenix, 2004; Cleveland, 2004-present
- Williams, Shammond** — Atlanta, 1998-99; Seattle, 1999-2002; Boston, 2002-2003; Denver, 2003; New Orleans, 2004; Los Angeles Lakers, 2006-07
- *Wolf, Joe** — Los Angeles Clippers, 1987-90; Denver, 1990-92; Boston, 1992-93; Portland, 1992-93; Charlotte, 1994-96; Orlando, 1995-96; Milwaukee, 1996-97; Denver, 1997-98; Charlotte, 1998-99; Assistant Coach: Milwaukee, 2009-present
- Wood, Al** — Atlanta, 1981-82; San Diego, 1981-83; Seattle, 1983-86; Dallas, 1986-87
- Worthy, James** — Los Angeles Lakers, 1982-94
- *Wright, Brandon** — Golden State Warriors, 2007-present
- Wuycik, Dennis** — Carolina (ABA), 1972-74; St. Louis (ABA), 1974-75
- Yonakor, Rich** — San Antonio, 1981-82
- Zwikker, Serge** — Houston, 1997-98

CAROLINA IN THE NBA DRAFT (By round)

First Round

- Lennie Rosenbluth, 1957
- Pete Brennan, 1958
- Lee Shaffer, 1960
- Billy Cunningham, 1965
- Bob McAdoo, 1972
- Bobby Jones, 1974
- Mitch Kupchak, 1976
- Walter Davis, 1977
- Tommy LaGarde, 1977
- Phil Ford, 1978
- Dudley Bradley, 1979
- Mike O'Koren, 1980
- Al Wood, 1981
- James Worthy, 1982
- Michael Jordan, 1984
- Sam Perkins, 1984
- Brad Daugherty, 1986
- Kenny Smith, 1987
- Joe Wolf, 1987
- J.R. Reid, 1989
- Rick Fox, 1991
- Pete Chilcutt, 1991
- Hubert Davis, 1992
- George Lynch, 1993
- Eric Montross, 1994
- Jerry Stackhouse, 1995
- Rasheed Wallace, 1995
- Antawn Jamison, 1998
- Vince Carter, 1998
- Brendan Haywood, 2001
- Joseph Forte, 2001
- Marvin Williams, 2005
- Raymond Felton, 2005
- Sean May, 2005
- Rashad McCants, 2005
- Brandon Wright, 2007
- Tyler Hansbrough, 2009
- Ty Lawson, 2009
- Wayne Ellington, 2009
- Ed Davis, 2010

Second Round

- Joe Quigg, 1958
- York Laresse, 1961
- Doug Moe, 1961 (ABA)
- Bill Bunting, 1969
- Dennis Wuycik, 1972
- Jeff McInnis, 1996
- Serge Zwikker, 1997
- Shammond Williams, 1998
- David Noel, 2006
- Reyshawn Terry, 2007
- Danny Green, 2009

Third Round

- Bill Chamberlain, 1972
- Darrell Elston, 1974
- John Kuester, 1977
- John Virgil, 1980

- Rich Yonaker, 1980
- Jimmy Black, 1982

Fourth Round

- Tommy Kearns, 1958
- Bob Lewis, 1967
- George Karl, 1973
- Geff Crompton, 1978
- Jeff Wolf, 1980
- Warren Martin, 1986
- Steve Hale, 1986
- Dave Popson, 1987

Fifth Round

- Larry Miller, 1968
- Lee Dedmon, 1971
- Donald Washington, 1975
- Ed Stahl, 1975
- Pete Budko, 1981
- Jimmy Braddock, 1983

Sixth Round

- Jim Hudock, 1962
- Bruce Buckley, 1977
- Dick Grubar, 1969
- Mike Pepper, 1981
- Chris Brust, 1982
- Matt Doherty, 1984

Seventh Round

- Doug Moe, 1960 (NBA)
- Larry Brown, 1963
- Charlie Scott, 1970
- Steve Previs, 1972
- Dave Colescott, 1980
- Jeb Barlow, 1982
- Buzz Peterson, 1985
- Curtis Hunter, 1987

Eighth Round

- Tom Zaliagirris, 1978

Ninth Round

- Cecil Exum, 1984

Tenth Round

- Ken McComb, 1962
- John O'Donnell, 1974

Eleventh Round

- Dick Kepley, 1961
- Donnie Walsh, 1962
- Mark Mirken, 1967
- Rusty Clark, 1969

Thirteenth Round

- Bob Bennett, 1966

Eighteenth Round

- Donn Johnston, 1973



Robert Crawford

Tar Heel NBA All-Stars (l-r): James Worthy, Michael Jordan and Walter Davis

School	Number of Players With NBA Rings	Total Number of NBA Rings
North Carolina	13	29
NC State	4	5
Virginia	3	4
Maryland	3	3
Clemson	2	5
Florida State	2	5
Wake Forest	2	6
Duke	2	2
Georgia Tech	1	4
Miami	1	1
Virginia Tech	1	1
Boston College	1	1

TEAM RECORDS: SINGLE-GAME

Peyton Williams



Ty Lawson and Carolina shot nearly 71 percent from the floor on Nov. 23, 2007, vs. Old Dominion.

MOST POINTS SCORED

- 129 vs. VMI, Dec. 17, 1994 (129-89)
129 vs. Manhattan, Dec. 27, 1985 (129-45) in Miami
128 vs. Dartmouth, Dec. 5, 1972 (128-86) in Greensboro
127 vs. Richmond, Dec. 8, 1965 (127-76)
127 vs. Rice, Dec. 2, 1971 (127-69)

MOST POINTS SCORED IN A HALF

- 77 vs. VMI, Dec. 17, 1994 (1st half: 77-42)

LARGEST HALFTIME LEAD

- 47 vs. Florida Atlantic, Dec. 19, 2006 (65-18)

LARGEST MARGIN OF VICTORY

- 84 vs. Manhattan, Dec. 27, 1985 (129-45) in Miami, Fla. (ACC Record)
69 vs. Davidson, Feb. 7, 1945 (89-20)
68 vs. The Citadel, Feb. 18, 1991 (118-50)
68 vs. UNC Asheville, Nov. 30, 2008 (116-48)
65 vs. Florida Southern, Dec. 1, 1969 (112-47)

MOST POINTS SCORED IN A LOSS

- 114 vs. Wake Forest, Dec. 20, 2003 (114-119, 3 OT)
97 vs. West Virginia, Dec. 31, 1965 (97-102) in Raleigh
97 vs. Iowa, Jan. 7, 1989 (97-98)
96 vs. Duke, Jan. 3, 1975 (96-99) in Greensboro
96 vs. Wake Forest, Nov. 27, 1976 (96-97) in Greensboro
96 at Florida State, Feb. 27, 1992 (96-110)

LARGEST MARGIN OF DEFEAT

- 43 at Lynchburg Elks, Feb. 20, 1915 (20-63)
42 at Kentucky, Jan. 9, 1916 (13-45)
40 vs. NC State, Feb. 19, 1949 (39-79)
40 at Maryland, Feb. 22, 2003 (56-96)
39 at NC State, Feb. 3, 1948 (42-81)

FEWEST POINTS SCORED

- 8 at NC State, Feb. 18, 1926 (8-17)
13 at Roanoke, Feb. 9, 1916 (13-45)
14 at Virginia Tech, Feb. 19, 1919 (14-37)
14 vs. Duke, Feb. 1, 1930 (14-36)
15 on several occasions

MOST POINTS, BOTH TEAMS

- 233 vs. Wake Forest, Dec. 20, 2003 (114-119, 3OT)
231 vs. Kentucky, Dec. 27, 1989 (121-110) in Louisville
220 vs. Loyola Marymount, March 19, 1988 (123-97) in Salt Lake City, Utah
219 at Tulane, Feb. 14, 1976 (113-106)
214 vs. Dartmouth, Dec. 5, 1972 (128-96) in Greensboro
211 at Tulane, Dec. 23, 1977 (108-103)

211 vs. Iowa State, Dec. 1, 1990 (118-93) in Charlotte

FEWEST POINTS, BOTH TEAMS

- 24 vs. Elon, Jan. 11, 1915 (15-9)
25 at NC State, Feb. 18, 1926 (8-17)
29 vs. Davidson, Feb. 24, 1930 (19-10)
32 vs. Durham YMCA, Dec. 15, 1915 (18-14)
32 at NC State, Feb. 12, 1927 (19-13)

MOST FIELD GOALS MADE (50 OR MORE)

- 57 vs. Manhattan, Dec. 27, 1985 (57 of 78) in Miami
56 vs. Dartmouth, Dec. 5, 1972 (56 of 93) in Greensboro
53 vs. VMI, Dec. 17, 1994 (53 of 80)
52 vs. Richmond, Dec. 8, 1965 (52 of 83)
52 vs. Rice, Dec. 12, 1971 (52 of 76)
51 vs. Virginia, Feb. 6, 1968 (51 of 99)
51 vs. Howard, Nov. 29, 1975 (51 of 82)
50 at St. Thomas, Dec. 28, 1973 (50 of 70)
50 at East Tennessee State, Dec. 20, 1975 (50 of 78)

1975 (50 of 78)

FEWEST FIELD GOALS MADE (SINCE 1954)

- 7 vs. Duke, March 4, 1966 (7 of 15) in Raleigh
10 at NC State, Dec. 28, 1957 (10 of 22)
12 at Georgia Tech, Feb. 11, 1980 (12 of 32)
15 vs. Duke, March 8, 2002 (15 of 29) in Charlotte
15 at South Carolina, Feb. 20, 1971 (15 of 41)

MOST FIELD GOAL ATTEMPTS

- 102 vs. Clemson, Dec. 4, 1954 (38 of 102)
99 vs. Virginia, Feb. 6, 1968 (51 of 99)
97 at South Carolina, Feb. 1, 1958 (44 of 97)
95 at Tulane, Feb. 14, 1976 (43 of 95)
94 vs. Georgia, Dec. 18, 1963 (41 of 94)
94 vs. Georgia Tech, Feb. 9, 1973 (46 of 94) in Charlotte

HIGHEST FIELD GOAL PERCENTAGE (70.0 PERCENT OR BETTER)

- 79.0 vs. Loyola Marymount, March 19, 1988 (49 of 62 attempts) in Salt Lake City
76.7 at Virginia, Jan. 7, 1978 (33 of 43)
75.4 vs. Old Dominion, Dec. 1, 1992 (43 of 57)
75.0 vs. Dartmouth, Dec. 21, 1983 (45 of 60)
75.0 vs. NC State, Jan. 18, 1987 (36 of 63)
73.6 vs. Wake Forest, Feb. 8, 1986 (39 of 53)
73.5 vs. Wake Forest, Jan. 25, 1989 (36 of 49) in Greensboro
73.0 vs. Manhattan, Dec. 27, 1985 (57 of 78) in Miami
72.7 vs. East Tennessee State, Dec. 1, 1970 (40 of 55)
72.0 vs. Virginia, Jan. 8, 1977 (36 of 50)
71.4 at St. Thomas, Dec. 28, 1973 (50 of 70)
71.1 vs. NC State, Jan. 8, 2000 (27 of 38)
70.9 vs. Old Dominion, Nov. 23, 2007 (39 of 55) in Las Vegas
70.0 at Georgia Tech, Jan. 23, 1982 (28 of 40)

HIGHEST FIELD GOAL PERCENTAGE IN A HALF

- 94.1 at Virginia, Jan. 7, 1978 (16 of 17, 2nd half) (NCAA Record)

LOWEST FIELD GOAL PERCENTAGE (UNDER 30 PERCENT)

- 25.3 vs. Wake Forest, March 2, 1956 (19 of 75) in Raleigh
25.3 at Alabama, Jan. 4, 1955 (19 of 75)
25.7 at NC State, Dec. 31, 1955 (19 of 74)
28.2 vs. Houston, March 25, 1967 (24 of 85) in Louisville
29.0 vs. Maryland, Dec. 18, 1954 (18 of 62)
29.1 vs. Duke, Feb. 4, 1955 (16 of 55)

- 29.2 vs. Duke, March 11, 2001 (19 of 65) in Atlanta
29.5 at NC State, Feb. 22, 1964 (18 of 61)
29.6 at Florida, Dec. 21, 1964 (21 of 71)
29.7 at Duke, Feb. 28, 1958 (19 of 64)

MOST FREE THROWS MADE

- 43 at NC State, Jan. 15, 1957 (43 of 51 attempts)
43 vs. South Carolina, Dec. 5, 1959 (43 of 53)
41 vs. Clemson, Jan. 28, 1998 (41 of 59)
37 at NC State, Feb. 18, 1958 (37 of 46)
37 at NC State, Feb. 24, 1976 (37 of 46)
37 at Nevada, Dec. 30, 1987 (37 of 47)
37 vs. Louisville, Dec. 17, 1998 (37 of 54)
37 vs. Clemson, March 11, 2005 (37 of 47) in Washington, D.C.

MOST FREE THROW ATTEMPTS

- 59 at Clemson, Jan. 14, 1956 (33 of 59 attempts)
59 vs. Clemson, Jan. 28, 1998 (41 of 59)
54 at Duke, March 1, 1957 (36 of 54)
54 vs. Louisville, Dec. 17, 1998 (37 of 54)
53 vs. South Carolina, Dec. 5, 1959 (43 of 53)
51 at NC State, Jan. 15, 1957 (43 of 51)
51 at Clemson, Jan. 14, 1995 (34 of 51)
50 vs. Georgia Tech, Dec. 9, 1955 (26 of 50) in Charlotte
50 vs. Oregon State, Dec. 30, 1967 (34 of 50) in Portland, Ore.
50 vs. Maryland, Jan. 7, 1995 (30 of 50)
50 vs. Maryland, Feb. 15, 2004 (36 of 50)

FEWEST FREE THROWS MADE

- 2 vs. Clemson, March 2, 2004 (2 of 4)
2 at Wake Forest, Jan. 23, 1999 (2 of 6)
2 vs. Utah, March 28, 1998 (2 of 7) in San Antonio
2 vs. Duke, Jan. 17, 1990 (2 of 12)
2 vs. NC State, March 8, 1987 (2 of 4) in Landover

FEWEST FREE THROW ATTEMPTS

- 4 vs. George Mason, March 19, 2006 (4 of 4) in Dayton
4 vs. Clemson, March 2, 2004 (2 of 4)
4 vs. NC State, March 8, 1987 (2 of 4) in Landover
5 at Virginia, Feb. 3, 1982 (4 of 5)
5 at Maryland, Jan. 14, 1986 (5 of 5)

HIGHEST FREE THROW PERCENTAGE (95 PERCENT OR BETTER, MIN. 10 ATTEMPTS)

- 100.0 at Duke, March 5, 1994 (16 of 16)
100.0 at LSU, Feb. 10, 1985 (13 of 13)
100.0 at Georgia Tech, Jan. 29, 2000 (12 of 12)
100.0 vs. Wake Forest, Feb. 24, 1998 (12 of 12)
100.0 at Georgia Tech, March 10, 1985 (12 of 12)
100.0 vs. Maryland, Feb. 19, 1984 (12 of 12)
100.0 vs. Rutgers, Dec. 22, 1980 (11 of 11) in Charlotte
96.4 vs. Niagara, Dec. 30, 1978 (27 of 28) in Rochester
95.8 vs. NC State, March 11, 2007 (23 of 24) in Tampa
95.0 vs. Maryland, Feb. 10, 2001 (19 of 20)
95.0 vs. Florida State, Feb. 17, 1973 (19 of 20) in New York

LOWEST FREE THROW PERCENTAGE (MIN. 10 ATTEMPTS)

- 16.7 vs. Duke, Jan. 17, 1990 (2 of 12)
30.0 vs. South Florida, Dec. 3, 1979 (3 of 10) in St. Petersburg
31.6 at Virginia, Feb. 24, 1964 (6 of 19)
36.4 at Virginia, Feb. 25, 2001 (4 of 11)
36.4 vs. Duke, Dec. 2, 1978 (4 of 11) in Greensboro
36.8 vs. NC State, Feb. 25, 2003 (7 of 19)
40.0 at Duke, March 2, 1986 (6 of 15)
41.7 at Georgia Tech, Feb. 16, 2010 (10 of 24)
42.1 at Michigan State, Nov. 29, 2000 (8 of 19)
42.9 vs. Virginia, Feb. 6, 1968 (6 of 14)

MOST THREE-POINT FIELD GOALS MADE

- 17 vs. Florida State, Jan. 25, 1995 (17 of 25)
- 16 vs. North Carolina A & T, Dec. 27, 2001 (16 of 33)
- 16 at Maryland, Feb. 3, 2009 (16 of 25)
- 14 vs. Clemson, March 11, 1983 (14 of 24) in Atlanta
- 14 at NC State, Feb. 6, 1991 (14 of 25)
- 14 vs. VMI, Dec. 17, 1994 (14 of 28)
- 14 vs. Florida State, Feb. 24, 1996 (14 of 31)
- 14 at Georgia Tech, Feb. 2, 2002 (14 of 31)
- 14 at Virginia, Jan. 29, 2005 (14 of 23)
- 14 vs. UNC Asheville, Nov. 30, 2008 (14 of 27)

MOST THREE-POINT FIELD GOAL ATTEMPTS

- 35 vs. Davidson, Jan. 8, 2003 (13 of 35)
- 34 vs. Hampton, Nov. 16, 2001 (6 of 34)
- 34 vs. Wake Forest, Feb. 2, 2003 (10 of 34)
- 34 at Clemson, Feb. 15, 2003 (12 of 34)
- 33 vs. N.C. A & T, Dec. 27, 2001 (16 of 33)

HIGHEST THREE-POINT FIELD GOAL PERCENTAGE

- 88.9 vs. Stetson, Dec. 3, 1986 (8 of 9)
- 87.5 vs. Texas, Dec. 5, 1992 (7 of 8) in Charlotte
- 85.7 at Virginia, Jan. 14, 1987 (6 of 7)
- 83.3 vs. NC State, Jan. 5, 1994 (5 of 6)
- 75.0 at Georgia Tech, Mar. 10, 1989 (6 of 8)
- 75.0 at Florida State, Jan. 24, 1996 (6 of 8)

MOST REBOUNDS

- 78 vs. Furman, Dec. 4, 1956
- 72 vs. Clemson, Dec. 4, 1954
- 69 vs. Tulane, Dec. 9, 1966
- 68 at VMI, Dec. 15, 1996
- 68 vs. LSU, Jan. 3, 1956
- 68 vs. Georgia Tech, Dec. 9, 1955 in Charlotte
- 67 vs. Tulane, Dec. 10, 1964
- 65 vs. Maryland, Feb. 21, 1968
- 65 vs. Clemson, Feb. 16, 1968 in Charlotte
- 65 vs. Utah, Dec. 27, 1956 in Raleigh

MOST OFFENSIVE REBOUNDS (STATISTIC FIRST KEPT IN 1986-87)

- 32 at Pittsburgh, Dec. 20, 1993
- 28 vs. Boston College, Jan. 4, 2009
- 28 vs. LSU, Dec. 19, 1996 in Greensboro
- 27 vs. Rhode Island, March 30, 2010 in New York, N.Y.
- 26 vs. Missouri, March 17, 2000 in Birmingham, Ala.
- 26 at VMI, Dec. 15, 1996
- 26 vs. Georgetown, Dec. 7, 1989 in East Rutherford, N.J.
- 25 at Maryland, Feb. 21, 2009
- 25 vs. Akron, Dec. 14, 2003
- 25 vs. Duke, Feb. 3, 2000
- 25 vs. Connecticut, Dec. 6, 1990

MOST DEFENSIVE REBOUNDS (STATISTIC FIRST KEPT IN 1986-87)

- 47 vs. Loyola Marymount, March 19, 1988 in Salt Lake City, Utah
- 42 vs. Oregon, Nov. 25, 2008 in Maui
- 42 vs. Navy, March 15, 1998 in Hartford, Conn.
- 42 at VMI, Dec. 15, 1996
- 41 vs. Virginia, Jan. 21, 1999
- 41 vs. Texas, Dec. 5, 1992 in Charlotte
- 40 at Ohio State, Nov. 28, 2007
- 40 vs. Miami, Dec. 4, 2000
- 40 vs. VMI, Feb. 22, 1996
- 39 vs. Radford, March 19, 2009 in Greensboro
- 39 vs. Gardner-Webb, Nov. 19, 2006
- 39 vs. Georgia Tech, Feb. 3, 2001
- 39 vs. Dartmouth, Dec. 16, 1995

MOST ASSISTS

- 41 vs. Manhattan, Dec. 27, 1985 in Miami (Tied NCAA Record)
- 41 vs. Rice, Dec. 2, 1971
- 40 at East Tennessee State, Dec. 20, 1975
- 40 vs. Dartmouth, Dec. 5, 1972 in Greensboro
- 39 vs. Howard, Nov. 29, 1975
- 38 vs. Oral Roberts, March 17, 1973 in New York
- 38 at Georgia Tech, Jan. 14, 1969
- 37 vs. VMI, Dec. 17, 1994

- 36 vs. Loyola Marymount, March 19, 1988 in Salt Lake City
- 36 vs. Florida State, Feb. 16, 1974 in Greensboro

MOST TURNOVERS

- 34 at NC State, Feb. 15, 1966
- 29 vs. Miami, Dec. 4, 2000
- 29 vs. Temple, Feb. 21, 1988
- 28 vs. Kentucky, Dec. 10, 1990
- 28 vs. Connecticut, Dec. 6, 1990
- 28 vs. South Carolina, Nov. 30, 1990 in Charlotte
- 28 at Hawaii-Loa, Nov. 29, 1986
- 26 vs. FIU, Nov. 9, 2009
- 26 at Clemson, Jan. 13, 2010
- 26 vs. Duke, March 12, 1989 in Atlanta
- 26 vs. Loyola Marymount, March 19, 1988 in Salt Lake City
- 26 at Duke, March 6, 1988

FEWEST TURNOVERS

- 2 vs. Fairfield, March 13, 1997 in Winston-Salem
- 3 vs. Virginia, March 7, 1982 in Greensboro
- 5 vs. Wake Forest, Jan. 30, 1994
- 5 vs. NC State, March 12, 1983
- 6 at NC State, Feb. 22, 2006
- 6 at Wake Forest, Jan. 28, 1995
- 6 vs. Hawaii, Dec. 1, 1993
- 6 at Georgia Tech, Feb. 28, 1991
- 6 vs. Maryland, Feb. 11, 1982
- 6 at Duke, Jan. 16, 1982

MOST BLOCKED SHOTS

- 18 vs. Stanford, Dec. 20, 1985 (ACC Record)
- 15 at Duke, March 8, 2008
- 14 vs. NC State, Jan. 5, 1994
- 14 vs. Virginia, Feb. 19, 1994
- 13 vs. Maryland, Jan. 9, 1991

MOST STEALS

- 23 at Tulane, Feb. 14, 1976
- 21 vs. The Citadel, Nov. 24, 1991
- 21 vs. Clemson, Jan. 5, 1977 in Greensboro
- 20 vs. UNC Asheville, Dec. 28, 2005
- 20 vs. Marshall, Jan. 2, 1994
- 20 vs. Manhattan, Dec. 27, 1985 in Miami
- 20 vs. Dartmouth, Dec. 21, 1983
- 20 vs. Oregon State, Nov. 28, 1971 in Charlotte
- 19 vs. Cleveland State, Dec. 30, 2004
- 19 vs. Coastal Carolina, Dec. 30, 2003
- 19 vs. NC State, Feb. 6, 1993

MOST PERSONAL FOULS

- 38 vs. NC State, Jan. 19, 1954
- 36 vs. Texas A&M, March 9, 1980 in Denton, Texas
- 34 at Maryland, Feb. 17, 1971
- 33 vs. Maryland, March 8, 1958 in Raleigh
- 32 at Hawaii, Nov. 28, 1986

FEWEST PERSONAL FOULS

- 5 vs. Princeton, Dec. 22, 1996
- 6 vs. UNC Asheville, Dec. 28, 1995
- 6 vs. NC State, Jan. 4, 1974 in Greensboro
- 7 vs. Kent State, Jan. 2, 2008
- 7 at Virginia, Feb. 11, 1998
- 7 vs. Stetson, Dec. 3, 1987
- 7 vs. Manhattan, Dec. 27, 1985 in Miami

MOST OVERTIMES

- 4 at Tulane, Feb. 14, 1976 (113-106)
- 3 vs. Michigan State, March 22, 1957 (74-70) in Kansas City, NCAA semifinal
- 3 vs. Kansas, March 23, 1957 (54-53) in Kansas City, NCAA championship game
- 3 at Duke, March 2, 1968 (86-87)
- 3 vs. Tulane, Nov. 30, 1982 (70-68)
- 3 vs. Wake Forest, Dec. 20, 2003 (114-119)



Rasheed Wallace and UNC scored a school-record 129 points vs. VMI on December 17, 1994.



Jeff Lebo and his teammates dished out a UNC-record 41 assists against Manhattan on Dec. 27, 1985.

TEAM RECORDS: SEASON

MOST GAMES PLAYED

39 in 2007-08 (36-3)
38 in 1992-93 (34-4)
38 in 1997-98 (34-4)
38 in 2006-07 (31-7)
38 in 2008-09 (34-4)
37 in 1980-81 (29-8)
37 in 1988-89 (29-8)
37 in 2004-05 (33-4)
37 in 2009-10 (20-17)

MOST WINS (30 or more)

36 in 2007-08 (36-3)
34 in 1992-93 (34-4)
34 in 1997-98 (34-4)
34 in 2008-09 (34-4)
33 in 2004-05 (33-4)
32 in 1956-57 (32-0)
32 in 1981-82 (32-2)
32 in 1986-87 (32-4)
31 in 2006-07 (31-7)
30 in 1945-46 (30-5)

MOST WINS WITHOUT A LOSS (1 Season)

32 in 1956-57
(Ties NCAA Record with Indiana, 1975-76)

MOST CONSECUTIVE WINS (20 or more)

37 (All 32 games in 1956-57 and first five games in 1957-58) (ACC Record)
34 (1923-25)
21 (1983-84)
21 (1985-86)
20 (1967-68)

MOST LOSSES

20 in 2001-02 (8-20)
17 in 2009-10 (20-17)
16 in 2002-03 (19-16)
15 in 1950-51 (12-15)
15 in 1951-52 (12-15)
14 in 1999-00 (22-14)

MOST POINTS SCORED

3,454 in 2007-08
3,413 in 2008-09
3,331 in 1988-89
3,285 in 1986-87
3,272 in 1992-93

HIGHEST SCORING AVERAGE PER GAME

91.3 in 1986-87 (3,285 points in 36 games)
90.0 in 1988-89 (3,331 points in 37 games)
89.9 in 2008-09 (3,413 points in 38 games)
89.1 in 1971-72 (2,762 points in 31 games)
88.9 in 1968-69 (2,844 points in 32 games)
88.9 in 1969-70 (2,399 points in 27 games)

HIGHEST AVERAGE SCORING MARGIN

17.8 points in 2008-09 (89.8-72.0)
17.8 points in 1992-93 (86.1-68.3)
17.7 points in 1971-72 (89.1-71.4)
17.7 points in 2004-05 (88.0-70.3)
17.6 points in 1985-86 (86.6-69.0)

MOST POINTS ALLOWED

2,949 in 1988-89
2,828 in 2007-08
2,735 in 2008-09
2,695 in 1986-87
2,661 in 2009-10

HIGHEST SCORING AVERAGE PER GAME ALLOWED

79.7 in 1988-89 (2,949 points in 37 games)
78.9 in 2001-02 (2,208 points in 28 games)
78.8 in 1969-70 (2,128 points in 27 games)
78.0 in 1974-75 (2,417 points in 31 games)
77.9 in 1989-90 (2,650 points in 34 games)

MOST FIELD GOALS MADE

1,250 in 2007-08
1,238 in 1986-87
1,228 in 1988-89
1,219 in 1992-93
1,205 in 2008-09

MOST FIELD GOALS ATTEMPTED

2,564 in 2007-08
2,509 in 2008-09
2,407 in 1992-93
2,379 in 2006-07
2,328 in 1988-89

HIGHEST FIELD GOAL PERCENTAGE

55.9 in 1985-86 (1,197 of 2,140) (ACC Record)
54.3 in 1983-84 (966 of 1,779)
54.0 in 1984-85 (1,039 of 1,925)
53.7 in 1976-77 (1,054 of 1,961)
53.7 in 1986-87 (1,238 of 2,304)

MOST FREE THROWS MADE

817 in 1956-57
739 in 2008-09
738 in 2007-08
724 in 2004-05
700 in 1971-72

MOST FREE THROWS ATTEMPTED

1,167 in 1956-57 (ACC Record)
1,108 in 1993-94
998 in 2004-05
983 in 2008-09
975 in 2007-08

HIGHEST FREE THROW PERCENTAGE

78.3 in 1983-84 (551 of 704)
76.1 in 1984-85 (569 of 748)
75.8 in 1959-60 (542 of 715)
75.7 in 2007-08 (738 of 975)
75.2 in 2008-09 (739 of 983)

MOST THREE-POINT FIELD GOALS MADE

290 in 2002-03
277 in 2004-05
266 in 1994-95
264 in 2008-09
235 in 1995-96

MOST THREE-POINT FIELD GOALS ATTEMPTED

822 in 2002-03
687 in 2004-05
682 in 2008-09
648 in 1994-95
606 in 2001-02

HIGHEST THREE-POINT FIELD GOAL PERCENTAGE

43.7 in 1982-83 (132 of 302)
43.6 in 1986-87 (213 of 488)
43.0 in 1987-88 (169 of 393)
41.0 in 1994-95 (266 of 648)
40.3 in 2004-05 (277 of 687)

MOST REBOUNDS

1,695 in 2007-08
1,597 in 2008-09
1,561 in 1992-93
1,553 in 2009-10
1,551 in 2006-07

HIGHEST REBOUNDING AVERAGE PER GAME

49.9 in 1960-61 (1,148 rebounds in 23 games)
48.8 in 1963-64 (1,171 rebounds in 24 games)
48.1 in 1955-56 (1,106 rebounds in 23 games)
47.2 in 1967-68 (1,511 rebounds in 32 games)
47.0 in 1966-67 (1,505 rebounds in 32 games)



Bob Dornan

Wayne Ellington and the Tar Heels scored the second-most points in UNC history in 2008-09.

MOST ASSISTS

855 in 1972-73 (ACC Record)
800 in 1985-86
788 in 1988-89
782 in 1986-87
706 in 2004-05

HIGHEST ASSIST AVERAGE PER GAME

25.9 in 1972-73 (855 assists in 33 games) (ACC Record)
24.2 in 1973-74 (677 assists in 28 games)
23.5 in 1985-86 (800 assists in 34 games)
22.0 in 1971-72 (683 assists in 31 games)
21.7 in 1986-87 (782 assists in 36 games)

MOST BLOCKED SHOTS

219 in 1993-94
209 in 2009-10
196 in 2008-09
188 in 1997-98
184 in 2000-01

MOST STEALS

362 in 2004-05
357 in 1992-93
356 in 1976-77
325 in 2008-09
319 in 1986-87

MOST PERSONAL FOULS

699 in 1974-75
684 in 1976-77
675 in 1972-73
673 in 1982-83
662 in 1986-87
662 in 2004-05

SCORING RECORDS



Lennie Rosenbluth (center) tallied five 40-point scoring games in his career.



Michael Jordan scored 721 points in the 1982-83 season.

SINGLE-GAME

MOST POINTS SCORED (40 or more)

49	Bob Lewis vs. Florida State, Dec. 16, 1965
48	Billy Cunningham vs. Tulane, Dec. 10, 1964
47	Lennie Rosenbluth vs. Furman, Dec. 3, 1956
45	George Glamack vs. Clemson, Feb. 10, 1941
45	Lennie Rosenbluth at Clemson, Jan. 14, 1956
45	Lennie Rosenbluth vs. William & Mary, Feb. 7, 1956
45	Lennie Rosenbluth vs. Clemson, March 7, 1957, in Raleigh
43	Bob Lewis vs. Richmond, Dec. 8, 1965
43	Charles Scott vs. Wake Forest, Jan. 17, 1970
42	Shammond Williams at Georgia Tech, Feb. 8, 1998
41	Charles Scott vs. Virginia, March 5, 1970, in Charlotte
41	Kenny Smith at Clemson, Jan. 28, 1987
40	Lennie Rosenbluth at Duke, March 1, 1957
40	Billy Cunningham vs. Maryland, Jan. 13, 1964
40	Charles Scott vs. Duke, March 8, 1969, in Charlotte
40	Tyler Hansbrough vs. Georgia Tech, Feb. 15, 2006

MOST 40-POINT GAMES, CAREER

5	Lennie Rosenbluth
3	Charles Scott
2	Billy Cunningham
2	Bobby Lewis
1	George Glamack, Kenny Smith, Shammond Williams and Tyler Hansbrough

MOST CONSECUTIVE 40-POINT GAMES

2	Lennie Rosenbluth (40 at Duke, March 1, 1957; 45 vs. Clemson, March 7, 1957 in Raleigh)
---	---

MOST CONSECUTIVE 30-POINT GAMES

5	Bobby Lewis (34 vs. William and Mary, Dec. 4, 1965; 30 at Ohio State, Dec. 6, 1965; 43 vs. Richmond, Dec. 8, 1965; 33 at Vanderbilt, Dec. 11, 1965; 49 vs. Florida State, Dec. 16, 1965)
4	Charles Scott, 1969-70
3	Lennie Rosenbluth, 1956-57 (twice)
2	Lennie Rosenbluth, 1956-57
2	York Larese in 1960-61
2	Billy Cunningham in 1964-65 (twice)
2	Bob Lewis, 1965-66 (twice)
2	Larry Miller, 1966-67 (twice)
2	Charles Scott, 1969-70
2	Dennis Wuycik, 1970-71
2	Phil Ford, 1977-78
2	Brad Daugherty, 1985-86
2	Hubert Davis, 1991-92
2	Antawn Jamison, 1997-98

TWO TAR HEELS SCORING 30 POINTS IN SAME GAME

Jan. 11, 1955 vs. Virginia (Lennie Rosenbluth 32, Tony Radovich 30)
Dec. 14, 1964 vs. Vanderbilt in Greensboro (Bob Lewis 31, Billy Cunningham 30)
Jan. 16, 1965 at Virginia (Bob Lewis 35, Billy Cunningham 33)
Feb. 9, 1965 vs. Wake Forest (Billy Cunningham 35, Bob Lewis 35)
Dec. 6, 1965 at Ohio State (Larry Miller 33, Bob Lewis 30)
Dec. 8, 1965 vs. Richmond (Bob Lewis 43, Larry Miller 32)
Feb. 8, 1998 at Georgia Tech (Shammond Williams 42, Antawn Jamison 31)

MOST 20-POINT GAMES, CAREER

78	Tyler Hansbrough, 2005-09 (<i>ACC record</i>)
63	Lennie Rosenbluth, 1954-57
60	Larry Miller, 1965-68
57	Phil Ford, 1974-78
50	Billy Cunningham, 1962-65
50	Charles Scott, 1967-70

MOST CONSECUTIVE 20-POINT GAMES

20	Lennie Rosenbluth in 1956-57
13	Lennie Rosenbluth in 1955-56
13	Charles Scott in 1969-70
12	Bobby Lewis in 1965-66
10	Larry Miller in 1966-67

MOST POINTS SCORED — ACC REGULAR-SEASON GAME

45	Lennie Rosenbluth at Clemson, Jan. 14, 1956
----	---

MOST POINTS SCORED — ACC TOURNAMENT GAME

45	Lennie Rosenbluth vs. Clemson, quarterfinal, March 7, 1957, in Raleigh (<i>ACC Record</i>)
----	--

MOST POINTS SCORED — ACC CHAMPIONSHIP GAME

40	Charles Scott vs. Duke, March 8, 1969, in Charlotte (<i>ACC Record</i>)
----	---

MOST POINTS SCORED — NCAA TOURNAMENT

39	Lennie Rosenbluth vs. Canisius, March 15, 1957, East Regional semifinal in Philadelphia
39	Al Wood vs. Virginia, March 28, 1981, NCAA semifinal in Philadelphia

MOST POINTS SCORED — NCAA CHAMPIONSHIP GAME

28	James Worthy vs. Georgetown, March 29, 1982, in New Orleans
----	---

MOST POINTS SCORED — SMITH CENTER GAME

40	Tyler Hansbrough vs. Georgia Tech, Feb. 15, 2006
----	--

MOST POINTS SCORED — BY A FRESHMAN

40	Tyler Hansbrough vs. Georgia Tech, Feb. 15, 2006
31	Walter Davis vs. Duke, March 2, 1974
31	Mike O'Koren vs. UNLV, March 26, 1977, NCAA Final Four in Atlanta
31	J.R. Reid vs. NC State, Jan. 18, 1987
31	J.R. Reid vs. Notre Dame, NCAA East Regional semifinal in East Rutherford, N.J.
31	Antawn Jamison at Maryland, Jan. 6, 1996



Jeffrey Camaratti

Tyler Hansbrough is the leading scorer in Carolina and ACC history and led Carolina to the 2009 NCAA championship.




Sally Sather

The 1983-84 Tar Heels featured 1,000-point scorers Brad Daugherty, Michael Jordan, Sam Perkins and Kenny Smith.

SEASON

MOST POINTS SCORED – SEASON (600 or more)

895	Lennie Rosenbluth, 1956-57
882	Tyler Hansbrough, 2007-08
822	Antawn Jamison, 1997-98
740	Bob Lewis, 1965-66
731	Charles Scott, 1969-70
721	Michael Jordan, 1982-83
717	Larry Miller, 1967-68
714	Charles Scott, 1968-69
707	Hubert Davis, 1991-92
704	Tyler Hansbrough, 2008-09
700	Larry Miller, 1966-67
699	Tyler Hansbrough, 2006-07
690	Joseph Forte, 2000-01
687	Brad Daugherty, 1985-86
669	Al Wood, 1980-81
668	Antawn Jamison, 1996-97
652	Jerry Stackhouse, 1994-95
647	Sean May, 2004-05
647	Wayne Ellington, 2007-08
637	Shammond Williams, 1997-98
625	Phil Ford, 1977-78
623	Brad Daugherty, 1984-85
623	Billy Cunningham, 1963-64
617	Phil Ford, 1976-77
614	Lennie Rosenbluth, 1955-56
609	Billy Cunningham, 1964-65
607	Michael Jordan, 1983-84
604	Robert McAdoo, 1971-72
602	Wayne Ellington, 2008-09
600	Joseph Forte, 1999-00
600	Eric Montross, 1992-93



Billy Cunningham, 1962-65

HIGHEST SCORING AVERAGE (20.0 points or more per game)

28.0	Lennie Rosenbluth, 1956-57
27.4	Bob Lewis, 1965-66
27.1	Charles Scott, 1969-70
26.7	Lennie Rosenbluth, 1955-56
26.0	Billy Cunningham, 1963-64
25.5	Lennie Rosenbluth, 1954-55
25.4	Billy Cunningham, 1964-65
23.1	York Larese, 1960-61
22.7	Billy Cunningham, 1962-63
22.6	Tyler Hansbrough, 2007-08
22.4	Larry Miller, 1967-68
22.3	Charles Scott, 1968-69
22.2	Antawn Jamison, 1997-98
21.9	Larry Miller, 1966-67
21.4	Hubert Davis, 1991-92
21.3	Pete Brennan, 1957-58
21.0	Bob Lewis, 1964-65
20.9	Joseph Forte, 2000-01
20.9	Larry Miller, 1965-66
20.8	Phil Ford, 1977-78

20.7	Tyler Hansbrough, 2008-09
20.4	Doug Moe, 1960-61
20.2	Brad Daugherty, 1985-86
20.0	Michael Jordan, 1982-83
20.0	Rashad McCants, 2003-04

MOST POINTS IN A SEASON (by class)

Senior	895 by Lennie Rosenbluth, 1956-57
Junior	882 by Tyler Hansbrough, 2007-08
Sophomore	721 by Michael Jordan, 1982-83
Freshman	600 by Joseph Forte, 1999-00

HIGHEST SCORING AVERAGE IN A SEASON (by class)

Senior	28.0 by Lennie Rosenbluth, 1956-57
Junior	27.4 by Bob Lewis, 1965-66
Sophomore	25.5 by Lennie Rosenbluth, 1954-55
Freshman	18.9 by Tyler Hansbrough, 2005-06

MOST POINTS BY TWO PLAYERS (same season)

1,529	Tyler Hansbrough (882) and Wayne Ellington (647), 2007-08
1,459	Antawn Jamison (822) and Shammond Williams (637), 1997-98
1,414	Antawn Jamison (822) and Vince Carter (592), 1997-98
1,366	Lennie Rosenbluth (895) and Pete Brennan (471), 1956-57
1,314	Michael Jordan (721) and Sam Perkins (593), 1982-83

MOST POINTS BY THREE PLAYERS (same season)

2,051	Antawn Jamison (822), Shammond Williams (637) and Vince Carter (592), 1997-98
1,976	Tyler Hansbrough (882), Wayne Ellington (647) and Danny Green (447), 2007-08
1,887	Tyler Hansbrough (704), Wayne Ellington (602), Ty Lawson (581), 2008-09
1,777	Lennie Rosenbluth (895), Pete Brennan (471) and Tommy Kearns (411), 1956-57
1,768	Larry Miller (717), Charles Scott (562) and Rusty Clark (489), 1967-68

HIGHEST SCORING AVERAGE BY TWO PLAYERS (same season)

48.3	Bob Lewis (27.4) and Larry Miller (20.9), 1965-66
46.4	Billy Cunningham (25.4) and Bob Lewis (21.0), 1964-65
43.5	York Larese (23.1) and Doug Moe (20.4), 1960-61
42.7	Lennie Rosenbluth (28.0) and Pete Brennan (14.7), 1956-57
41.1	Charles Scott (27.1) and Dennis Wuycik (14.0), 1969-70

HIGHEST SCORING AVERAGE BY THREE PLAYERS (same season)

58.1	Bob Lewis (27.4), Larry Miller (20.9) and Tom Gauntlett (9.8), 1965-66
55.8	Larry Miller (22.4), Charles Scott (17.6) and Rusty Clark (15.8), 1967-68
55.5	Lennie Rosenbluth (28.0), Pete Brennan (14.7) and Tommy Kearns (12.8), 1956-57
55.1	Billy Cunningham (25.4), Bob Lewis (21.0) and Ray Respass (8.7), 1964-65
55.1	York Larese (23.1), Doug Moe (20.4) and Jim Hudock (11.6), 1960-61



Billy Cunningham (left, 1,709 career points) and Bobby Lewis (1,836) outside Carmichael Auditorium during the arena's construction.



Mitch Kupchak averaged a double-double in each of his last two collegiate seasons and now is GM of the Los Angeles Lakers.

SIX PLAYERS IN DOUBLE FIGURES (same season)

1988-89 J.R. Reid (15.9), Kevin Madden (14.6), Steve Bucknall (13.1), Jeff Lebo (12.2), Rick Fox (11.5) and Scott Williams (11.4)

FIVE PLAYERS IN DOUBLE FIGURES (same season)

2008-09 Tyler Hansbrough (20.7), Ty Lawson (16.6), Wayne Ellington (15.8), Danny Green (13.1) and Deon Thompson (10.6)
 2004-05 Sean May (17.5), Rashad McCants (16.0), Jawad Williams (13.1), Raymond Felton (12.9) and Marvin Williams (11.3)
 1994-95 Jerry Stackhouse (19.2), Rasheed Wallace (16.6), Donald Williams (15.5), Jeff McInnis (12.4) and Dante Calabria (10.5)
 1986-87 Kenny Smith (16.9), Joe Wolf (15.2), J.R. Reid (14.7), Jeff Lebo (13.5) and Dave Popson (10.0)
 1971-72 Robert McAdoo (19.5), Dennis Wuycik (18.0), George Karl (11.0), Bill Chamberlain (10.9) and Bobby Jones (10.2)
 1958-59 York Larese (15.1), Lee Shaffer (13.2), Doug Moe (12.6), Harvey Salz (11.9) and Dick Kepley (10.6)

CAREER

MOST POINTS SCORED (1,000 or more)

Rk.	Name (Years Played)	Total Points
1.	Tyler Hansbrough (2005-09)	2,872
2.	Phil Ford (1974-78)	2,290
3.	Sam Perkins (1980-84)	2,145
4.	Lennie Rosenbluth (1954-57)	2,045
5.	Al Wood (1977-81)	2,015
6.	Charles Scott (1967-70)	2,007
7.	Larry Miller (1965-68)	1,982
8.	Antawn Jamison (1995-98)	1,974
9.	Brad Daugherty (1982-86)	1,912
10.	Walter Davis (1973-77)	1,863
11.	Bob Lewis (1964-67)	1,836
12.	Michael Jordan (1981-84)	1,788
13.	Mike O'Koren (1976-80)	1,765
14.	George Lynch (1989-93)	1,747
15.	Rashad McCants (2002-05)	1,721
16.	Billy Cunningham (1962-65)	1,709
17.	Rick Fox (1987-91)	1,703
18.	Wayne Ellington (2006-09)	1,694
19.	Kenny Smith (1983-87)	1,636
20.	Eric Montross (1990-94)	1,627
21.	Jawad Williams (2001-05)	1,626
22.	Hubert Davis (1988-92)	1,615
23.	Mitch Kupchak (1972-76)	1,611
24.	Jeff Lebo (1985-89)	1,567
25.	J.R. Reid (1986-89)	1,552
26.	Scott Williams (1986-90)	1,508
27.	Donald Williams (1991-95)	1,492
28.	Dennis Wuycik (1969-72)	1,469
29.	Jason Capel (1998-2002)	1,447
30.	Shammond Williams (1994-98)	1,445
31.	Deon Thompson (2006-10)	1,414
32.	Brendan Haywood (1997-2001)	1,411
33.	Kris Lang (1998-2002)	1,392
34.	Ty Lawson (2006-09)	1,375
35.	Danny Green (2005-09)	1,368

36.	Rusty Clark (1966-69)	1,339
37.	Pete Brennan (1955-58)	1,332
38.	Al Lifson (1952-55)	1,322
39.	Kevin Madden (1985-90)	1,296
40.	George Karl (1970-73)	1,293
41.	Joseph Forte (1999-01)	1,290
42.	York Larese (1958-61)	1,287
43.	Vince Carter (1995-98)	1,267
44.	Bobby Jones (1971-74)	1,264
45.	Ed Cota (1996-2000)	1,261
46.	Raymond Felton (2002-05)	1,260
47.	Ademola Okulaja (1995-99)	1,254
48.	Joe Wolf (1983-87)	1,231
49.	James Worthy (1979-82)	1,219
50.	Sean May (2002-05)	1,213
51.	Jerry Vayda (1952-56)	1,187
52.	Matt Doherty (1980-84)	1,165
53.	Pete Chilcutt (1987-91)	1,150
54.	Jeff McInnis (1993-96)	1,128
55.	Brian Reese (1990-94)	1,113
56.	Dante Calabria (1992-96)	1,098
57.	Jerry Stackhouse (1993-95)	1,080
58.	Bill Bunting (1966-69)	1,069
59.	Lee Shaffer (1957-60)	1,053
60.	Lee Dedmon (1968-71)	1,019
61.	John "Hook" Dillon (1944-48)	1,021
62.	Vince Grimaldi (1950-53)	1,018
63.	Tommy LaGarde (1973-77)	1,007

MOST POINTS SCORED — NCAA TOURNAMENT CAREER

325 Tyler Hansbrough, 2005-09 (17 games)

MOST POINTS SCORED BY YEARS PLAYED

Four-year career: 2,872 by Tyler Hansbrough, 2005-09
Three-year career: 2,045 by Lennie Rosenbluth, 1954-57
Two-year career: 1,290 by Joseph Forte, 1999-2001

HIGHEST SCORING AVERAGE

26.9	Lennie Rosenbluth, 1954-57
24.8	Billy Cunningham, 1962-65
22.1	Bobby Lewis, 1964-67
22.1	Charles Scott, 1967-70
21.8	Larry Miller, 1965-68


MISCELLANEOUS

MOST GAMES SCORING IN DOUBLE FIGURES (in a season)

39	Tyler Hansbrough, 2007-08
36	Eric Montross, 1992-93
36	Antawn Jamison, 1997-98

MOST GAMES SCORING IN DOUBLE FIGURES (in a career)

133	Tyler Hansbrough, 2005-09
118	Sam Perkins, 1980-84
112	Phil Ford, 1974-78
104	Al Wood, 1977-81
100	Mike O'Koren, 1976-80



Jeffrey Camarati

POINT GUARD GREATS — Raymond Felton (left) and Phil Ford totaled 26 double-doubles (points & assists) between them.



Jeffrey Camarati

Sean May averaged 15.8 points and 10.0 rebounds per game for his career and led Carolina to the 2005 NCAA championship.

MOST CONSECUTIVE GAMES SCORING IN DOUBLE FIGURES

64	Larry Miller (all 32 games in both 1966-67 and 1967-68)
55	Tyler Hansbrough (last game in 2006-07, all 39 games in 2007-08 and his first 15 games in 2008-09)
52	Charles Scott (last 10 games in 1967-68, all 32 games in 1968-69 and first 10 games in 1969-70)
43	Al Wood
40	Bob Lewis
40	Billy Cunningham

MOST POINTS IN A SEASON BY A FRESHMAN

600	Joseph Forte, 1999-2000
594	Rashad McCants, 2002-03
587	Tyler Hansbrough, 2005-06
550	Sam Perkins, 1980-81
545	Brandan Wright, 2006-07

HIGHEST SCORING AVERAGE AS A FRESHMAN

18.9	Tyler Hansbrough, 2005-06
17.0	Rashad McCants, 2002-03
16.7	Joseph Forte, 1999-2000
16.4	Phil Ford, 1974-75
15.1	Antawn Jamison, 1995-96

MOST POINTS IN FIRST GAME AS A FRESHMAN

28	Rashad McCants vs. Penn State in Preseason NIT, Nov. 18, 2002, in Chapel Hill
----	---

MOST DOUBLE-FIGURE SCORING GAMES TO START A FRESHMAN SEASON

20	Rashad McCants, 2002-03
----	-------------------------

MOST DOUBLE-DOUBLES, POINTS & REBOUNDS, CAREER

DOUBLE-DOUBLES

60	Billy Cunningham, 1962-65
51	Antawn Jamison, 1995-98
47	Tyler Hansbrough, 2005-09
47	Sam Perkins, 1980-84
44	Mitch Kupchak, 1972-76

MOST DOUBLE-DOUBLES, POINTS & REBOUNDS, SEASON

22	Billy Cunningham, 1963-64
21	Antawn Jamison, 1997-98
20	Doug Moe, 1960-61
20	Billy Cunningham, 1962-63
20	Mitch Kupchak, 1974-75

MOST CONSECUTIVE DOUBLE-DOUBLES, POINTS & REBOUNDS

40	Billy Cunningham, last 20 games in 1962-63 and first 20 games in 1963-64
11	Doug Moe, last two games in 1959-60, first nine games in 1960-61
11	Doug Moe, 1960-61
10	Billy Cunningham, 1964-65
8	Mitch Kupchak, 1975-76
8	Sean May, 2004-05

MOST DOUBLE-DOUBLES, POINTS & ASSISTS, CAREER

15	Phil Ford, 1974-78
13	Ed Cota, 1996-2000
11	Raymond Felton, 2002-05
8	Kenny Smith, 1983-87
6	Jeff McInnis, 1993-96

MOST DOUBLE-DOUBLES, POINTS & ASSISTS, SEASON

9	Phil Ford, 1975-76
5	Raymond Felton, 2004-05
4	Raymond Felton, 2002-03
4	Ed Cota, 1999-2000
4	Jeff McInnis, 1995-96
4	Kenny Smith, 1986-87
4	Phil Ford, 1976-77

MOST CONSECUTIVE DOUBLE-DOUBLES, POINTS & ASSISTS

2	Phil Ford (three times, all in 1975-76)
2	Raymond Felton (three times)
2	Steve Bucknall, 1988-89
2	Jeff McInnis, 1995-96
2	Ed Cota, 1996-97

AVERAGED A DOUBLE-DOUBLE (in the same season)

Tyler Hansbrough	22.6 points & 10.2 rebounds, 2007-08
Sean May	17.5 points & 10.7 rebounds, 2004-05
Antawn Jamison	22.2 points & 10.5 rebounds, 1997-98
Mitch Kupchak	17.6 points & 11.3 rebounds, 1975-76
Mitch Kupchak	18.5 points & 10.8 rebounds, 1974-75
Bobby Jones	15.0 points & 10.5 rebounds, 1972-73
Robert McAdoo	19.5 points & 10.1 rebounds, 1971-72
Rusty Clark	15.8 points & 11.0 rebounds, 1967-68
Rusty Clark	13.9 points & 10.3 rebounds, 1966-67
Larry Miller	20.9 points & 10.3 rebounds, 1965-66
Billy Cunningham	25.4 points & 14.3 rebounds, 1964-65
Billy Cunningham	26.0 points & 15.8 rebounds, 1963-64
Billy Cunningham	22.7 points & 16.1 rebounds, 1962-63
Jim Hudock	14.9 points & 10.1 rebounds, 1961-62
Doug Moe	20.4 points & 14.0 rebounds, 1960-61
Lee Shaffer	18.2 points & 11.2 rebounds, 1959-60
Doug Moe	16.8 points & 11.3 rebounds, 1959-60
Pete Brennan	21.3 points & 11.7 rebounds, 1957-58
Pete Brennan	14.7 points & 10.4 rebounds, 1956-57
Lennie Rosenbluth	26.7 points & 11.5 rebounds, 1955-56
Lennie Rosenbluth	25.5 points & 11.7 rebounds, 1954-55

AVERAGED A DOUBLE-DOUBLE (in a career)

Sean May	15.8 points & 10.0 rebounds, 2002-05
Robert McAdoo	19.5 points & 10.1 rebounds, 1971-72
Rusty Clark	14.7 points & 10.2 rebounds, 1966-69
Billy Cunningham	24.8 points & 15.4 rebounds, 1962-65
Doug Moe	16.5 points & 10.6 rebounds, 1958-61
Pete Brennan	16.4 points & 10.5 rebounds, 1955-58
Lennie Rosenbluth	26.9 points & 10.4 rebounds, 1954-57

FIELD GOAL RECORDS

FIELD GOALS MADE

MOST FIELD GOALS MADE — GAME

21	Billy Cunningham vs. Tulane, Dec. 10, 1964
20	Lennie Rosenbluth vs. Furman, Dec. 4, 1956

MOST FIELD GOALS MADE — ACC TOURNAMENT

19	Lennie Rosenbluth vs. Clemson, quarterfinal, March 7, 1957, in Raleigh (<i>ACC Record</i>)
----	--

MOST FIELD GOALS MADE — NCAA TOURNAMENT

16	Charles Scott vs. Drake, NCAA 3rd place, March 22, 1969, in Louisville, Ky.
----	---

MOST FIELD GOALS MADE — SMITH CENTER GAME

16	Antawn Jamison vs. Maryland, Feb. 14, 1998
----	--

MOST FIELD GOALS MADE — SEASON

316	Antawn Jamison, 1997-98
305	Lennie Rosenbluth, 1956-57
290	Charles Scott, 1968-69
289	Tyler Hansbrough, 2007-08
284	Brad Daugherty, 1985-86
282	Michael Jordan, 1982-83
281	Charles Scott, 1969-70
278	Larry Miller, 1966-67
274	Al Wood, 1980-81
270	Antawn Jamison, 1996-97

MOST FIELD GOALS MADE — CAREER

939	Tyler Hansbrough, 2005-2009
865	Phil Ford, 1974-78
825	Al Wood, 1977-81
805	Charles Scott, 1967-70
787	Antawn Jamison, 1995-98
786	Sam Perkins, 1980-84
765	Larry Miller, 1965-68
760	Brad Daugherty, 1982-86
754	Walter Davis, 1973-77
721	Lennie Rosenbluth, 1954-57

MOST CONSECUTIVE FIELD GOALS MADE

16	Brad Daugherty (first 16 attempts in 1985-86 vs. UCLA and Iona)
----	---

MOST CONSECUTIVE FIELD GOALS MADE — GAME

13	Brad Daugherty vs. UCLA, Nov. 24, 1985
12	Scott Williams vs. Virginia, Jan. 13, 1990

FIELD GOALS ATTEMPTED

MOST FIELD GOALS ATTEMPTED — SEASON

631	Lennie Rosenbluth, 1956-57
611	Charles Scott, 1969-70
577	Charles Scott, 1968-69
558	Joseph Forte, 2000-01
553	Larry Miller, 1966-67
546	Antawn Jamison, 1997-98
545	Larry Miller, 1967-68
535	Tyler Hansbrough, 2007-08
527	Michael Jordan, 1982-83
526	Billy Cunningham, 1963-64

MOST FIELD GOALS ATTEMPTED — CAREER

1,752	Tyler Hansbrough, 2005-09
1,678	Charles Scott, 1967-70
1,640	Phil Ford, 1974-78
1,571	Lennie Rosenbluth, 1954-57
1,498	Larry Miller, 1965-68
1,474	Al Wood, 1977-81
1,420	Walter Davis, 1973-77
1,387	Billy Cunningham, 1962-65
1,369	George Lynch, 1989-93
1,364	Antawn Jamison, 1995-98
1,364	Sam Perkins, 1980-84



Carty Images

National Player of the Year Antawn Jamison made a UNC-record 316 field goals in 1997-98, leading Carolina to the Final Four.

FIELD GOAL PERCENTAGE

HIGHEST FIELD GOAL PERCENTAGE — GAME (min. 10 made)

*1.000	Brad Daugherty vs. UCLA, Nov. 24, 1985 (13 of 13)
1.000	Scott Williams vs. Virginia, Jan. 13, 1990 (12 of 12)
1.000	Jeff McInnis vs. Cincinnati, Dec. 3, 1994, in Charlotte (10 of 10)

(**ACC Record, Most FGs Made in a Perfect Game*)

HIGHEST FIELD GOAL PERCENTAGE — SEASON

69.7	Brendan Haywood, 1999-2000 (191 of 274)
66.8	Bobby Jones, 1971-72 (127 of 190)
65.4	Rasheed Wallace, 1994-95 (238 of 364)
64.8	Brad Daugherty, 1985-86 (284 of 438)
64.8	Brendan Haywood, 1998-99 (160 of 247)
64.6	Brandan Wright, 2006-07 (228 of 353)
64.3	Mike O'Koren, 1977-78 (173 of 269)
62.6	Sam Perkins, 1980-81 (199 of 318)
62.5	Brad Daugherty, 1984-85 (238 of 381)
62.4	Antawn Jamison, 1995-96 (201 of 322)
61.5	Eric Montross, 1992-93 (222 of 361)

HIGHEST FIELD GOAL PERCENTAGE — CAREER (min. 100 made and two seasons played)

Rk.	Name (Years Played)	Made	Att.	Pct.
1.	Brendan Haywood (1997-01)	541	849	63.7
2.	Rasheed Wallace (1993-95)	377	594	63.5 (<i>ACC record</i>)
3.	Brad Daugherty (1982-86)	760	1,226	62.0
4.	Bobby Jones (1971-74)	522	859	60.8
5.	J.R. Reid (1986-89)	584	972	60.1
6.	Warren Martin (1981-86)	256	431	59.4
7.	Dennis Wuycik (1969-72)	519	880	59.0
8.	Mitch Kupchak (1972-76)	651	1,110	58.9
9.	Eric Montross (1990-94)	626	1,070	58.5
10.	Tommy LaGarde (1973-77)	367	630	58.3
11.	Kevin Madden (1985-90)	519	893	58.1
12.	Antawn Jamison (1995-98)	787	1,364	57.7
13.	Sam Perkins (1980-84)	786	1,364	57.6
14.	Mike O'Koren (1976-80)	643	1,124	57.2
15.	Dave Chadwick (1968-71)	179	315	56.8
16.	Curtis Hunter (1982-87)	201	357	56.3
17.	Al Wood (1977-81)	825	1,474	56.0
18.	John Virgil (1976-80)	233	419	55.6
19.	Scott Williams (1986-90)	595	1,080	55.1
20.	Joe Wolf (1983-87)	511	928	55.1
21.	Ed Davis (2008-10)	210	383	54.8
22.	Vince Carter (1995-98)	481	880	54.7
23.	Charlie Shaffer (1961-64)	221	406	54.4
24.	James Worthy (1979-82)	485	896	54.1
25.	Bill Chamberlain (1969-72)	389	720	54.0
	Michael Jordan (1981-84)	720	1333	54.0

THREE-POINT FIELD GOAL RECORDS

THREE-POINT FIELD GOALS MADE

MOST THREE-POINTERS — GAME

8	Hubert Davis at Florida State, Feb. 27, 1992
8	Dante Calabria vs. Florida State, Jan. 25, 1995
8	Jeff McInnis at Clemson, Feb. 14, 1996
8	Shammond Williams at Georgia Tech, Feb. 8, 1998
8	Raymond Felton at NC State, Jan. 26, 2003
8	Rashad McCants vs. Clemson, March 2, 2004
7	Jeff Lebo at Richmond, Nov. 28, 1987
7	Hubert Davis vs. Florida State, Dec. 15, 1991
7	Wayne Ellington vs. Miami, Jan. 17, 2009
7	Wayne Ellington vs. Maryland, Feb. 3, 2009
7	Will Graves vs. Dayton, April 1, 2010, in New York, N.Y.

MOST THREE-POINTERS — HALF

7	Wayne Ellington vs. Miami, Jan. 17, 2009 (2nd half)
6	Hubert Davis at Florida State, Feb. 27, 1992 (2nd half)
6	Danny Green vs. UNC Asheville, Nov. 30, 2008 (2nd half)

MOST THREE-POINTERS — ACC REGULAR SEASON GAME

8	Hubert Davis at Florida State, Feb. 27, 1992
8	Dante Calabria vs. Florida State, Jan. 25, 1995
8	Jeff McInnis at Clemson, Feb. 14, 1996
8	Shammond Williams at Georgia Tech, Feb. 8, 1998
8	Raymond Felton at NC State, Jan. 26, 2003
8	Rashad McCants vs. Clemson, March 2, 2004

MOST THREE-POINTERS — ACC TOURNAMENT GAME

6	Jason Capel vs. Clemson, quarterfinal, March 9, 2001, in Atlanta
---	--

MOST THREE-POINTERS — NCAA TOURNAMENT GAME

6	Shammond Williams vs. UNC Charlotte, East Regional 2nd round, March 14, 1998, in Hartford, Conn.
---	--

MOST THREE-POINTERS — NCAA CHAMPIONSHIP GAME

5	Donald Williams vs. Michigan, April 5, 1993, in New Orleans
---	---

MOST THREE-POINTERS — SMITH CENTER GAME

8	Dante Calabria vs. Florida State, Jan. 25, 1995
8	Rashad McCants vs. Clemson, March 2, 2004

MOST CONSECUTIVE GAMES WITH A THREE-POINTER MADE

34	Rashad McCants (last 19 games in 2003-04 and first 15 in 2004-05)
34	Shammond Williams (last 27 games in 1996-97 and first seven in 1997-98)
34	Hubert Davis (last 21 games in 1990-91 and first 13 in 1991-92)
28	Kenny Smith (first 28 games in 1986-87)

MOST CONSECUTIVE THREE-POINTERS MADE

12	Raymond Felton, 2004-05 (ACC Record)
----	--------------------------------------

MOST THREE-POINTERS — SEASON

95	Shammond Williams, 1996-97
87	Kenny Smith, 1986-87
87	Donald Williams, 1994-95
86	Shammond Williams, 1997-98
85	Hubert Davis 1991-92
85	Wayne Ellington, 2008-09
83	Donald Williams, 1992-93
78	Jeff Lebo, 1987-88
78	Rashad McCants, 2003-04
78	Wayne Ellington, 2007-08

MOST THREE-POINTERS — CAREER

233	Shammond Williams, 1994-98
229	Wayne Ellington, 2006-09
221	Donald Williams, 1991-95
221	Rashad McCants, 2002-05
211	Jeff Lebo, 1985-89
197	Hubert Davis, 1988-92
193	Dante Calabria, 1992-96
184	Danny Green, 2005-09
183	Melvin Scott, 2001-05
174	Raymond Felton, 2002-05

THREE-POINT FIELD GOALS ATTEMPTED

MOST THREE-POINT ATTEMPTS — GAME

14	Shammond Williams vs. Maryland, Jan. 8, 1997
14	Kenny Smith vs. SMU, Dec. 30, 1986
14	Jeff Lebo vs. Temple, Feb. 21, 1988



Shammond Williams holds Carolina records for most three-pointers made in a game, a season and a career.

14	Jeff Lebo vs. Iowa, Jan. 7, 1989
14	Rick Fox vs. NC State, Feb. 6, 1991
14	Rashad McCants at Florida State, Jan. 22, 2004

MOST THREE-POINT ATTEMPTS — SEASON

227	Shammond Williams, 1996-97
218	Donald Williams, 1994-95
215	Shammond Williams, 1997-98
213	Kenny Smith, 1986-87
204	Wayne Ellington, 2008-09
199	Donald Williams, 1992-93
198	Hubert Davis, 1991-92
197	Will Graves, 2009-10
196	Rick Fox, 1990-91
195	Dante Calabria, 1995-96
195	Wayne Ellington, 2007-08

MOST THREE-POINT ATTEMPTS — CAREER

578	Shammond Williams, 1994-98
577	Wayne Ellington, 2006-09
572	Donald Williams, 1991-95
533	Rashad McCants, 2002-05
498	Melvin Scott, 2001-05
493	Jeff Lebo, 1985-89
491	Danny Green, 2005-09
469	Dante Calabria, 1992-96
464	Raymond Felton, 2002-05
453	Hubert Davis, 1988-92

THREE-POINT FIELD GOAL PERCENTAGE

HIGHEST THREE-POINT FG PCT. — GAME (min. 5 made)

1.000	Hubert Davis at Alabama, Nov. 30, 1989 (5 of 5)
1.000	Hubert Davis vs. Eastern Michigan, March 22, 1991, in East Rutherford, N.J. (5 of 5)
85.7	Jim Braddock vs. Rutgers, Jan. 5, 1983 (6 of 7), in Greensboro
85.7	Michael Jordan vs. Georgia Tech, Jan. 29, 1983 (6 of 7), in Greensboro
85.7	Dante Calabria vs. VMI, Dec. 17, 1994 (6 of 7)

HIGHEST THREE-POINT FG PCT. — SEASON (min. 50 made)

49.6	Dante Calabria, 1994-95 (66 of 133)
48.9	Hubert Davis, 1990-91 (64 of 131)
47.2	Ty Lawson, 2008-09 (51 of 108)
46.4	Jeff Lebo, 1987-88 (78 of 168)
46.2	Jim Braddock, 1982-83 (43 of 93)
45.0	Jeff Lebo, 1986-87 (67 of 149)
44.7	Michael Jordan, 1982-83 (34 of 76)
44.1	Wes Miller, 2005-06 (64 of 145)
44.0	Raymond Felton, 2004-05 (70 of 159)
43.8	Rick Fox, 1989-90 (70 of 160)

HIGHEST THREE-POINT FG PCT. — CAREER (min. 100 made)

43.5	Hubert Davis, 1988-92 (197 of 453)
42.8	Jeff Lebo, 1985-89 (211 of 493)
41.9	Reyshawn Terry, 2003-07 (103 of 246)
41.5	Rashad McCants, 2002-05 (221 of 533)
41.2	Dante Calabria, 1992-96 (193 of 469)
40.3	Shammond Williams, 1994-98 (233 of 578)
40.3	Ty Lawson, 2006-09 (112 of 278)
39.7	Jeff McInnis, 1993-96 (138 of 348)
39.7	Wayne Ellington, 2006-09 (229 of 577)
38.8	Rick Fox, 1987-91 (153 of 394)
38.6	Donald Williams, 1991-95 (221 of 572)

FREE THROW RECORDS



Brian Fleming

Tyler Hansbrough made 982 free throws in his career, more than any player in NCAA history.

FREE THROWS MADE

MOST FREE THROWS MADE — GAME

21 York Larese vs. Duke, Dec. 29, 1959, in Raleigh (Ties ACC Record)

MOST FREE THROWS MADE — ACC TOURNAMENT GAME

17 Charles Scott vs. Virginia, quarterfinal, March 5, 1970, in Charlotte (ACC Record)

MOST FREE THROWS MADE — NCAA TOURNAMENT GAME

15 Ty Lawson vs. Michigan State, April 6, 2009, in Detroit, Mich. (national championship game)

MOST FREE THROWS MADE — SMITH CENTER GAME

17 Tyler Hansbrough vs. Clemson, Feb. 10, 2008
 14 Tyler Hansbrough vs. NC State, Jan. 7, 2006
 14 Tyler Hansbrough vs. Georgia Tech, Feb. 15, 2006
 14 Tyler Hansbrough vs. Georgia Tech, Jan. 20, 2007
 14 Tyler Hansbrough vs. Virginia Tech, Feb. 13, 2007

MOST CONSECUTIVE FREE THROWS MADE

41 Jeff Lebo (from Jan. 3 to March 12, 1989)

MOST FREE THROWS MADE — SEASON

304 Tyler Hansbrough, 2007-08 (ACC record)
 285 Lennie Rosenbluth, 1956-57
 249 Tyler Hansbrough, 2008-09
 242 Tyler Hansbrough, 2006-07
 222 Bobby Lewis, 1965-66
 214 Pete Brennan, 1957-58
 191 Sean May, 2004-05
 189 Lennie Rosenbluth, 1954-55
 187 Tyler Hansbrough, 2005-06
 185 Pete Brennan, 1956-57
 185 Jerry Stackhouse, 1994-95

MOST FREE THROWS MADE — CAREER

982 Tyler Hansbrough, 2005-2009 (NCAA record)
 603 Lennie Rosenbluth, 1954-57
 561 Sam Perkins, 1980-84
 560 Phil Ford, 1974-78
 512 Bobby Lewis, 1964-67
 506 Pete Brennan, 1955-58
 479 Mike O'Koren, 1976-80
 452 Larry Miller, 1965-68
 431 Dennis Wuycik, 1969-72
 397 Charles Scott, 1967-70
 397 Billy Cunningham, 1962-65

FREE THROWS ATTEMPTED

MOST FREE THROWS ATTEMPTED — GAME

24 Lennie Rosenbluth at Clemson, Jan. 14, 1956
 24 Billy Cunningham vs. Maryland, Jan. 13, 1964

MOST FREE THROWS ATTEMPTED — ACC TOURNAMENT GAME

21 Charles Scott vs. Virginia (made 17), quarterfinal, March 5, 1970, in Charlotte

MOST FREE THROWS ATTEMPTED — NCAA TOURNAMENT GAME

19 Tommy Kearns vs. Syracuse, East Regional final, March 16, 1957, in Philadelphia

MOST FREE THROWS ATTEMPTED — SEASON

377 Tyler Hansbrough, 2007-08 (ACC record)
 376 Lennie Rosenbluth, 1956-57
 315 Tyler Hansbrough, 2006-07
 296 Tyler Hansbrough, 2008-09
 291 Pete Brennan, 1957-58
 276 Antawn Jamison, 1997-98
 274 Bobby Lewis, 1965-66
 262 Pete Brennan, 1956-57
 260 Jerry Stackhouse, 1994-95
 256 Larry Miller, 1967-68

MOST FREE THROWS ATTEMPTED — CAREER

1241 Tyler Hansbrough, 2005-2009 (ACC record)
 815 Lennie Rosenbluth, 1954-57
 715 Pete Brennan, 1955-58
 705 Sam Perkins, 1980-84
 693 Phil Ford, 1974-78
 661 Larry Miller, 1965-68
 660 Mike O'Koren, 1976-80
 660 Bobby Lewis, 1964-67
 635 Antawn Jamison, 1995-98
 633 Billy Cunningham, 1962-65

FREE THROW PERCENTAGE

HIGHEST FT PERCENTAGE — GAME (min. 15 made)

100.0 York Larese vs. Duke, Dec. 29, 1959 (21 of 21), in Raleigh
 100.0 Phil Ford at NC State, Feb. 24, 1976 (16 of 16)

HIGHEST FT PERCENTAGE — NCAA TOURNAMENT GAME (min. 10 made)

100.0 Tyler Hansbrough vs. Radford, March 19, 2009 (12 of 12), in Greensboro

HIGHEST FT PERCENTAGE — SEASON (min. 75 made)

91.1 Shammond Williams, 1997-98 (133 of 146)
 87.8 Jeff Lebo, 1987-88 (86 of 98)
 87.6 Steve Hale, 1984-85 (85 of 97)
 87.1 Darrell Elston, 1973-74 (81 of 93)
 86.8 York Larese, 1959-60 (131 of 151)
 86.0 Kenny Smith, 1984-85 (98 of 114)
 85.8 Dennis Wuycik, 1970-71 (169 of 197)
 85.6 Sam Perkins, 1983-84 (155 of 181)
 85.4 Jason Capel, 1998-99 (76 of 89)
 85.3 Joseph Forte, 2000-01 (133 of 156)
 85.3 Phil Ford, 1976-77 (157 of 184)

HIGHEST FT PERCENTAGE — CAREER (min. 100 made)

Rk.	Name (Years Played)	Made	Att.	Pct.
1.	Shammond Williams (1994-98)	292	344	84.9
2.	Marvin Williams (2004-05)	138	163	84.7
3.	Danny Green (2005-2009)	202	239	84.5
4.	Jeff Lebo (1985-89)	308	367	83.9
5.	Jim Braddock (1979-83)	106	127	83.5
6.	Dennis Wuycik (1969-72)	431	517	83.4
7.	Darrell Elston (1971-74)	125	150	83.3
8.	Ed Stahl (1972-75)	124	149	83.2
9.	Ranzino Smith (1984-88)	136	165	82.4
10.	Jason Capel (1998-02)	377	458	82.3
	Kenny Smith (1983-87)	293	356	82.3
12.	Hubert Davis (1989-92)	304	371	81.9
13.	Steve Hale (1982-86)	230	283	81.3
14.	Joseph Forte (1999-01)	221	273	81.0
15.	Wayne Ellington (2006-09)	233	288	80.9
16.	Phil Ford (1974-78)	560	693	80.8
17.	York Larese (1958-61)	351	441	79.6
	Sam Perkins (1980-84)	561	705	79.6
19.	Tyler Hansbrough (2005-09)	982	1241	79.1
20.	Larry Brown (1960-63)	221	282	78.4
21.	Tony Radovich (1952-56)	216	276	78.3
22.	Ray Respass (1962-65)	110	141	78.0
	George Karl (1970-73)	305	391	78.0
	Ty Lawson (2006-09)	337	432	78.0

REBOUNDING RECORDS

SINGLE-GAME

MOST REBOUNDS — GAME

30	Rusty Clark vs. Maryland, Feb. 21, 1968
28	Billy Cunningham vs. Maryland, Jan. 13, 1964
27	Billy Cunningham vs. Clemson, Feb. 16, 1963
25	Lennie Rosenbluth vs. South Carolina, Dec. 9, 1954
25	Lennie Rosenbluth vs. Virginia, Jan. 11, 1955
25	Billy Cunningham vs. Tulane, Dec. 10, 1964

MOST REBOUNDS — ACC REGULAR SEASON GAME

30	Rusty Clark vs. Maryland, Feb. 21, 1968
----	---

MOST REBOUNDS — ACC TOURNAMENT GAME

21	Lee Shaffer vs. Clemson, quarterfinal, March 5, 1959, in Raleigh
----	--

MOST REBOUNDS — ACC CHAMPIONSHIP GAME

19	Pete Brennan vs. South Carolina, March 9, 1957, in Raleigh
----	--

MOST REBOUNDS — NCAA TOURNAMENT GAME

19	Lennie Rosenbluth vs. Yale, East 1st round, March 12, 1957, in New York, N.Y.
19	Robert McAdoo vs. Louisville, NCAA 3rd place, March 25, 1972, in Los Angeles, Calif.

MOST REBOUNDS — GAME (by a guard)

16	Joseph Forte at Duke, Feb. 1, 2001
----	------------------------------------

MOST REBOUNDS — SMITH CENTER GAME

24	Sean May vs. Duke, March 6, 2005
21	Sean May vs. Akron, Dec. 14, 2003
21	Sean May vs. Duke, Feb. 5, 2004
19	Sean May vs. Kentucky, Dec. 4, 2004
18	Tyler Hansbrough vs. Duke, Feb. 6, 2008

MOST REBOUNDS — GAME (by a freshman)

20	Antawn Jamison at Virginia, Jan. 17, 1996
----	---

SEASON

MOST REBOUNDS — SEASON (300 or more)

399	Tyler Hansbrough, 2007-08
397	Sean May, 2004-05
389	Antawn Jamison, 1997-98
379	Billy Cunningham, 1963-64
365	George Lynch, 1992-93
349	Brad Daugherty, 1984-85
348	Bobby Jones, 1972-73
344	Billy Cunningham, 1964-65
341	Rusty Clark, 1967-68
339	Billy Cunningham, 1962-63
334	Mitch Kupchak, 1974-75
332	Pete Brennan, 1956-57
330	Sam Perkins, 1982-83
330	Rusty Clark, 1966-67
329	Antawn Jamison, 1996-97
321	Doug Moe, 1960-61
316	Mitch Kupchak, 1975-76
312	Robert McAdoo, 1971-72
309	Antawn Jamison, 1995-96
306	Brad Daugherty, 1985-86
303	Pete Brennan, 1957-58
301	James Worthy, 1980-81
301	Tyler Hansbrough, 2006-07

HIGHEST REBOUNDING AVERAGE PER GAME — SEASON

16.1	Billy Cunningham, 1962-63 (339 reb. in 21 games)
15.8	Billy Cunningham, 1963-64
14.3	Billy Cunningham, 1964-65
14.0	Doug Moe, 1960-61
11.7	Lennie Rosenbluth, 1954-55
11.7	Pete Brennan, 1957-58
11.6	Bud Maddie, 1952-53
11.5	Lennie Rosenbluth, 1955-56
11.3	Mitch Kupchak, 1975-76
11.3	Doug Moe, 1959-60



Sam Perkins held the UNC career rebounding mark until Tyler Hansbrough broke the record in 2008-09.

Sally Sautter

CAREER

MOST REBOUNDS — CAREER (700 or more)

1,219	Tyler Hansbrough, 2005-09
1,167	Sam Perkins, 1980-84
1,097	George Lynch, 1989-93
1,062	Billy Cunningham, 1962-65
1,027	Antawn Jamison, 1995-98
1,006	Mitch Kupchak, 1972-76
1,003	Brad Daugherty, 1982-86
941	Eric Montross, 1990-94
929	Rusty Clark, 1966-69
890	Ademola Okulaja, 1995-99
861	Scott Williams, 1986-90
854	Pete Brennan, 1955-58
839	Brendan Haywood, 1997-01
834	Larry Miller, 1965-68
817	Bobby Jones, 1971-74
815	Mike O'Koren, 1976-80
807	Jason Capel, 1998-02
790	Lennie Rosenbluth, 1954-57
771	Sean May, 2002-05
766	Pete Chilcutt, 1987-91
743	Deon Thompson, 2006-10
731	J.R. Reid, 1986-89
729	Lee Dedmon, 1968-71

HIGHEST REBOUNDING AVERAGE PER GAME — CAREER

15.4	Billy Cunningham, 1962-65 (1,062 in 69 games)
10.6	Doug Moe, 1958-61
10.5	Pete Brennan, 1955-58
10.4	Lennie Rosenbluth, 1954-57
10.2	Rusty Clark, 1966-69
10.0	Bud Maddie, 1953-54
10.0	Sean May, 2002-05
9.9	Antawn Jamison, 1995-98
9.2	Larry Miller, 1965-68
8.9	Bobby Jones, 1971-74

DOUBLE-DIGIT REBOUNDING GAMES

MOST GAMES REBOUNDING IN DOUBLE-FIGURES — SEASON

22	Billy Cunningham, 1963-64
----	---------------------------

MOST GAMES REBOUNDING IN DOUBLE-FIGURES — CAREER

61	Billy Cunningham, 1962-65
----	---------------------------

CONSECUTIVE GAMES REBOUNDING IN DOUBLE-FIGURES

40	Billy Cunningham (last 20 games in 1962-63 and first 20 games in 1963-64)
----	---

ASSIST RECORDS



Ed Cota holds numerous Carolina assist records. He started on Final Four squads in 1997, 1998 and 2000.

SINGLE-GAME

MOST ASSISTS — SINGLE GAME

18	Raymond Felton vs. George Mason, Dec. 7, 2003
17	Jeff Lebo vs. UT Chattanooga, Nov. 18, 1988
17	Ed Cota vs. UNLV, Dec. 4, 1999, in Charlotte
14	Phil Ford vs. Howard, Jan. 11, 1975
14	Phil Ford vs. Brigham Young, Dec. 20, 1976
14	Phil Ford at NC State, Feb. 23, 1977
14	Ed Cota vs. Appalachian State, Jan. 17, 1998
14	Ed Cota vs. Florida State, Jan. 24, 1998
14	Raymond Felton vs. Wyoming, March 24, 2003, NIT

MOST ASSISTS — ACC REGULAR-SEASON GAME

14	Phil Ford at NC State, Feb. 23, 1977
14	Ed Cota vs. Florida State, Jan. 24, 1998

MOST ASSISTS — ACC TOURNAMENT GAME

13	Larry Brown vs. South Carolina, quarterfinal, Feb. 28, 1963, in Raleigh
----	---

MOST ASSISTS — NCAA TOURNAMENT GAME

12	Kenny Smith vs. Notre Dame, 1987 East Regional semifinal, March 19, 1987, in East Rutherford, N.J.
----	--

MOST ASSISTS — SMITH CENTER GAME

18	Raymond Felton vs. George Mason, Dec. 7, 2003
17	Jeff Lebo vs. UT Chattanooga, Preseason NIT 1st round, Nov. 18, 1988

MOST ASSISTS BY A FRESHMAN — GAME

14	Raymond Felton vs. Wyoming, March 24, 2003, NIT
----	---

MOST ASSISTS IN FIRST GAME AS A FRESHMAN

10	Raymond Felton vs. Penn State, Nov. 18, 2002, Preseason NIT
----	---

SEASON

MOST ASSISTS — SINGLE SEASON

284	Ed Cota, 1999-2000
274	Ed Cota, 1997-98
249	Raymond Felton, 2004-05
238	Ed Cota, 1998-99
236	Raymond Felton, 2002-03
235	Kenny Smith, 1984-85
234	Ed Cota, 1996-97
230	Ty Lawson, 2008-09
222	Larry Drew II, 2009-10
217	King Rice, 1989-90
217	Phil Ford, 1975-76

HIGHEST ASSIST AVERAGE PER GAME — SINGLE SEASON

8.1	Ed Cota, 1999-2000 (284 assists in 35 games)
7.44	Ed Cota, 1998-99
7.41	Ed Cota, 1997-98
7.1	Raymond Felton, 2003-04
7.0	Phil Ford, 1975-76

CAREER

MOST ASSISTS — CAREER (300 or more)

1,030	Ed Cota, 1996-2000
768	Kenny Smith, 1983-87
753	Phil Ford, 1974-78
698	Raymond Felton, 2002-05
637	Derrick Phelps, 1990-94
629	King Rice, 1987-91
608	Ty Lawson, 2006-09
580	Jeff Lebo, 1985-89
525	Jimmy Black, 1978-82
503	Steve Hale, 1982-86
446	Matt Doherty, 1980-84
435	Jeff McInnis, 1993-96
409	Walter Davis, 1973-77
399	Shammond Williams, 1994-98
394	George Karl, 1970-73
382	Steve Bucknall, 1985-89
370	John Kuester, 1973-77
348	Mike O'Koren, 1976-80
336	Dante Calabria, 1992-96
329	Jason Capel, 1998-02
327	Ademola Okulaja, 1995-99
323	Rick Fox, 1987-91

HIGHEST ASSIST AVERAGE PER GAME — CAREER

7.5	Ed Cota, 1996-2000 (1,030 assists in 138 games)
6.9	Raymond Felton, 2002-05
6.1	Phil Ford, 1974-78
6.1	Kenny Smith, 1983-87
5.8	Ty Lawson, 2006-09
5.2	Larry Brown, 1960-63
4.8	Derrick Phelps, 1990-94
4.5	King Rice, 1987-91
4.4	Jeff McInnis, 1993-96
4.4	Jeff Lebo, 1985-89

MISCELLANEOUS

MOST GAMES WITH 10 OR MORE ASSISTS — SEASON

12	Ed Cota, 1997-98
9	Phil Ford, 1975-76

MOST GAMES WITH 10 OR MORE ASSISTS — CAREER

32	Ed Cota, 1996-00
18	Raymond Felton, 2002-05
16	Phil Ford, 1974-78
13	Kenny Smith, 1983-87
10	Jeff McInnis, 1993-96

MOST ASSISTS IN THREE CONSECUTIVE GAMES

41	Ed Cota vs. Appalachian State (14), at NC State (13) and vs. Florida State (14), 1997-98
----	--

MOST ASSISTS — BY A FRESHMAN

236	Raymond Felton, 2002-03
234	Ed Cota, 1996-97

HIGHEST ASSIST AVERAGE — BY A FRESHMAN

6.9	Ed Cota, 1996-97
6.7	Raymond Felton, 2002-03

HIGHEST ASSIST-TURNOVER RATIO — CAREER (min. 300 assists)

2.78	Ty Lawson, 2006-09 (608 assists, 219 turnovers)
2.36	King Rice, 1987-91 (629 assists, 287b turnovers)
2.26	Matt Doherty, 1980-84 (446 assists, 197 turnovers)
2.21	Jeff Lebo, 1985-89 (580 assists, 263 turnovers)
2.19	Ed Cota, 1996-2000 (1,030 assists, 470 turnovers)

HIGHEST ASSIST-TURNOVER RATIO — SEASON (min. 200 assists)

3.49	Ty Lawson, 2008-09 (230 assists, 66 turnovers) <i>ACC record</i>
2.72	King Rice, 1990-91 (207 assists, 76 turnovers)
2.57	Ty Lawson, 2006-07 (213 assists, 83 turnovers)
2.47	Ed Cota, 1999-2000 (284 assists, 115 turnovers)
2.45	Jimmy Black, 1981-82 (213 assists, 87 turnovers)

STEAL RECORDS

SINGLE-GAME

MOST STEALS — SINGLE GAME

9	Derrick Phelps at Georgia Tech, Feb. 2, 1992
8	Derrick Phelps vs. Central Florida, Dec. 7, 1991
8	Dudley Bradley vs. Oregon State, Nov. 30, 1977
8	Tyler Hansbrough vs. UNC Asheville, Dec. 28, 2005
8	Ty Lawson vs. Michigan State, April 6, 2009, in Detroit, Mich.
7	Dudley Bradley vs. Wake Forest, Dec. 1, 1978, in Greensboro
7	Dudley Bradley vs. Duke, March 3, 1979, in Greensboro
7	Jimmy Black vs. Tulsa, Dec. 3, 1981
7	Derrick Phelps vs. Houston, Dec. 13, 1992
7	Derrick Phelps vs. Cornell, Jan. 4, 1993
7	George Lynch vs. Florida State, Jan. 27, 1993
7	Derrick Phelps vs. Maryland, Feb. 10, 1994
7	Ty Lawson vs. Michigan State, Dec. 3, 2008, in Detroit, Mich.

MOST STEALS — ACC REGULAR SEASON GAME

9	Derrick Phelps at Georgia Tech, Feb. 2, 1992
---	--

MOST STEALS — ACC TOURNAMENT GAME

7	Dudley Bradley vs. Duke, championship, March 3, 1979, in Greensboro
---	---

MOST STEALS — NCAA TOURNAMENT GAME

8	Ty Lawson vs. Michigan State, April 6, 2009, in Detroit, Mich. (national championship game)
---	---

MOST STEALS — SMITH CENTER GAME

8	Derrick Phelps vs. Central Florida, Dec. 7, 1991
8	Tyler Hansbrough vs. UNC Asheville, Dec. 28, 2005

SEASON

MOST STEALS — SINGLE SEASON

97	Dudley Bradley, 1978-79
89	George Lynch, 1992-93
82	Derrick Phelps, 1992-93
78	Derrick Phelps, 1991-92
78	Michael Jordan, 1982-83
78	Walter Davis, 1976-77
75	Ty Lawson, 2008-09
72	Raymond Felton, 2004-05
71	Walter Davis, 1975-76
70	Rick Fox, 1990-91

CAREER

MOST STEALS — CAREER


247	Derrick Phelps, 1990-94
241	George Lynch, 1989-93
197	Rick Fox, 1987-91
195	Kenny Smith, 1983-87
192	Ed Cota, 1997-00
192	Raymond Felton, 2002-05
190	Dudley Bradley, 1975-79
184	Ty Lawson, 2006-09
183	Mike O'Koren, 1976-80
180	Tyler Hansbrough, 2005-09

Andrew Cline/The Daily Tar Heel



The defense of Derrick Phelps was a key factor in the run to the 1993 NCAA title. Phelps tallied a UNC-record 247 steals from 1990-94.

Keith Worrell



George Lynch ranks second in Carolina history in steals.

BLOCKED SHOT RECORDS

SINGLE-GAME

MOST BLOCKED SHOTS — SINGLE GAME

- 10 Brendan Haywood vs. Miami (Fla.), Dec. 4, 2000
- 9 Warren Martin vs. Stanford, Dec. 20, 1985

MOST BLOCKED SHOTS — ACC REGULAR-SEASON GAME

- 8 Warren Martin vs. NC State, Jan. 16, 1985

MOST BLOCKED SHOTS — ACC TOURNAMENT GAME

- 6 Eric Montross vs. Florida State, quarterfinal, March 11, 1994, in Charlotte

MOST BLOCKED SHOTS — NCAA TOURNAMENT GAME

- 6 Warren Martin vs. Middle Tennessee State, Southeast Regional 1st round, March 14, 1985, South Bend, Ind.
- 6 Rasheed Wallace vs. Georgetown, Southeast Regional semifinal, March 23, 1995, in Birmingham, Ala.

MOST BLOCKED SHOTS — SMITH CENTER GAME

- 10 Brendan Haywood vs. Miami (Fla.), Dec. 4, 2000

SEASON


MOST BLOCKED SHOTS — SINGLE SEASON

- 120 Brendan Haywood, 2000-01
- 93 Rasheed Wallace, 1994-95
- 91 Brendan Haywood, 1999-00
- 81 Warren Martin, 1985-86
- 81 Warren Martin, 1984-85
- 67 Sam Perkins, 1980-81
- 65 Sam Perkins, 1982-83
- 65 Brandan Wright, 2006-07
- 65 Ed Davis, 2008-09
- 64 Ed Davis, 2009-10

CAREER

MOST BLOCKED SHOTS — CAREER

- 304 Brendan Haywood, 1997-2001
- 245 Sam Perkins, 1980-84
- 190 Warren Martin, 1981-86
- 174 Kevin Salvadori, 1990-94
- 169 Eric Montross, 1990-94
- 161 Scott Williams, 1986-90
- 156 Rasheed Wallace, 1993-95
- 155 Danny Green, 2005-2009
- 146 Brad Daugherty, 1982-86
- 141 Deon Thompson, 2006-10



Warren Martin (right) and Brad Daugherty (left) both rank in the top 10 in school history in career blocks.



Danny Green blocked seven shots at Duke in 2008 and finished his career ranking eighth in school history in the category.



Brendan Haywood holds UNC records for blocks in a game, a season and a career.

MISCELLANEOUS RECORDS

MOST GAMES PLAYED — SINGLE SEASON

- 39 Tyler Hansbrough, Wayne Ellington, Danny Green, Deon Thompson, Marcus Ginyard in 2007-08
- 38 George Lynch, Eric Montross, Henrik Rodl, Kevin Salvadori, Pat Sullivan in 1992-93
- 38 Vince Carter, Brendan Haywood, Makhtar Ndiaye, Ademola Okulaja and Shammond Williams in 1997-98
- 38 Wayne Ellington, Tyler Hansbrough, Ty Lawson, Wes Miller, Alex Stepheson, Reyshawn Terry and Deon Thompson in 2006-07
- 38 Ed Davis, Larry Drew II, Wayne Ellington, Bobby Frasor, Danny Green and Deon Thompson in 2008-09

MOST GAMES PLAYED — CAREER

- 152 Deon Thompson, 2006-10 (NCAA record)
- 145 Danny Green, 2005-09
- 143 Marcus Ginyard, 2005-10
- 142 Tyler Hansbrough, 2005-09
- 141 Brendan Haywood, 1997-2001
- 140 Pete Chilcutt, 1987-91
- 140 Rick Fox, 1987-91
- 140 King Rice, 1987-91
- 140 George Lynch, 1989-93
- 140 Henrik Rodl, 1989-93

MOST CAROLINA WINS PLAYED — SINGLE SEASON

- 36 Tyler Hansbrough, Wayne Ellington, Danny Green, Deon Thompson, Marcus Ginyard in 2007-08
- 34 George Lynch, Eric Montross, Henrik Rodl, Kevin Salvadori and Pat Sullivan in 1992-93
- 34 Vince Carter, Brendan Haywood, Makhtar Ndiaye, Ademola Okulaja and Shammond Williams in 1997-98
- 34 Ed Davis, Larry Drew II, Wayne Ellington, Bobby Frasor, Danny Green and Deon Thompson in 2008-09

MOST CAROLINA WINS PLAYED — CAREER

- 123 Danny Green, 2005-09 (23 in 2005-06, 30 in 2006-07, 36 in 2007-08, 34 in 2008-09)
- 121 Deon Thompson, 2006-10 (30 in 2006-07, 36 in 2007-08, 34 in 2008-09, 20 in 2009-10)
- 120 Tyler Hansbrough, 2005-09 (23 in 2005-06, 31 in 2006-07, 36 in 2007-08, 30 in 2008-09)
- 115 Sam Perkins, 1980-84 (29 in 1980-81, 31 in 1981-82, 27 in 1982-83, 28 in 1983-84)

MOST ACC WINS PLAYED — CAREER (includes ACC Tournament games)

- 58 Danny Green, 2005-09
- 58 Tyler Hansbrough, 2005-09
- 57 Quentin Thomas, 2004-08
- 56 Sam Perkins, 1980-84
- 54 Eric Montross, 1990-94

TRIPLE-DOUBLE

(10 or More Points, Rebounds and Blocked Shots in Same Game)

Brendan Haywood vs. Miami (Fla.), Dec. 4, 2000 (18 points, 14 rebounds, 10 blocks)

TRIPLE-DOUBLE

(10 or More Points, Rebounds and Assists in Same Game)

Jason Capel vs. Buffalo, Dec. 17, 2000 (16 points, 11 rebounds, 10 assists)

(*Note: According to the *Charlotte Observer*, Billy Cunningham had 33 points, 16 rebounds and 11 assists vs. Virginia on Jan. 16, 1965. However, assists were not an official statistic at that point.)

ONLY PLAYER IN NCAA HISTORY WITH 1,000 POINTS, 1,000 ASSISTS AND 500 REBOUNDS

Ed Cota (1,261 points, 1,030 assists and 517 rebounds)

MOST WINS BY A CLASS (Four-year span)

- 124 2008-09 senior class
- 123 2007-08 senior class
- 121 2006-10 senior class
- 117 1983-84 senior class
- 116 1988-89 senior class

MOST GAMES PLAYED WITHOUT FOULING OUT

- 138 Ed Cota (1996-2000)



The 2009 senior class won 124 games, the most in Carolina history.

Jeffrey Camarati



Deon Thompson played in an NCAA-record 152 games from 2006-2010.

Jeffrey Camarati

TAR HEEL SINGLE-GAME BESTS

TOP 25 TAR HEEL SCORING GAMES

Pts.	Player	Opponent	Date and Site
49	Bob Lewis	Florida State	Dec. 16, 1965 in Chapel Hill
48	Billy Cunningham	Tulane	Dec. 10, 1964 in Chapel Hill
47	Lennie Rosenbluth	Furman	Dec. 4, 1956 in Chapel Hill
45	George Glamack	Clemson	Feb. 10, 1941 in Chapel Hill
45	Lennie Rosenbluth	Clemson	Jan. 14, 1956 at Clemson, S.C.
45	Lennie Rosenbluth	William & Mary	Feb. 7, 1956 in Chapel Hill
45*	Lennie Rosenbluth	Clemson	Mar. 7, 1957 at Raleigh, N.C.
43	Bob Lewis	Richmond	Dec. 8, 1965 in Chapel Hill
43	Charles Scott	Wake Forest	Jan. 17, 1970 in Chapel Hill
42	Shammond Williams	Georgia Tech	Feb. 8, 1998 at Atlanta, Ga.
41*	Charles Scott	Virginia	Mar. 5, 1970 at Charlotte, N.C.
41	Kenny Smith	Clemson	Jan. 28, 1987 at Clemson, S.C.
40	Lennie Rosenbluth	Duke	Mar. 1, 1957 at Durham, N.C.
40	Billy Cunningham	Maryland	Jan. 13, 1964 in Chapel Hill
40*	Charles Scott	Duke	Mar. 8, 1969 at Charlotte, N.C.
40	Tyler Hansbrough	Georgia Tech	Feb. 15, 2006 in Chapel Hill
39	Lennie Rosenbluth	William & Mary	Dec. 11, 1954 at Williamsburg, Va.
39^	Lennie Rosenbluth	Canisius	Mar. 15, 1957 at Philadelphia, Pa.
39	Dennis Wucyik	Creighton	Dec. 12, 1970 at Charlotte, N.C.
39^	Al Wood	Virginia	Mar. 28, 1981 at Philadelphia, Pa.
39	Michael Jordan	Georgia Tech	Jan. 29, 1983 at Greensboro, N.C.
39	Tyler Hansbrough	Clemson	Feb. 10, 2008 in Chapel Hill
38*	Lennie Rosenbluth	South Carolina	Mar. 9, 1957 at Raleigh, N.C.
38	Billy Cunningham	Virginia	Feb. 23, 1965 in Chapel Hill
38	Larry Miller	Virginia	Jan. 28, 1967 in Chapel Hill
38	Joseph Forte	Tulsa	Nov. 11, 2000 in Chapel Hill

TOP 25 TAR HEEL REBOUNDING GAMES

Reb.	Player	Opponent	Date and Site
30	Rusty Clark	Maryland	Feb. 21, 1968 in Chapel Hill
28	Billy Cunningham	Maryland	Jan. 13, 1964 in Chapel Hill
27	Billy Cunningham	Clemson	Feb. 16, 1963 at Charlotte, N.C.
25	Lennie Rosenbluth	South Carolina	Dec. 9, 1954 in Chapel Hill
25	Lennie Rosenbluth	Virginia	Jan. 11, 1955 in Chapel Hill
25	Billy Cunningham	Virginia Tech	Jan. 18, 1964 in Chapel Hill
25	Billy Cunningham	South Carolina	Feb. 15, 1964 at Charlotte, N.C.
25	Billy Cunningham	Tulane	Dec. 10, 1964 in Chapel Hill
24	Billy Cunningham	Georgia	Dec. 3, 1964 at Athens, Ga.
24	Sean May	Duke	Mar. 6, 2005 in Chapel Hill
23	Lennie Rosenbluth	Clemson	Dec. 4, 1955 in Chapel Hill
23	Paul Likins	Clemson	Dec. 4, 1955 in Chapel Hill
23	Billy Cunningham	Virginia	Feb. 20, 1963 in Chapel Hill
22	Lennie Rosenbluth	William & Mary	Feb. 7, 1956 in Chapel Hill
22	Pete Brennan	Wake Forest	Jan. 4, 1958 in Chapel Hill
22	Billy Cunningham	Maryland	Feb. 18, 1964 at College Park, Md.
21	Lennie Rosenbluth	Virginia	Jan. 10, 1956 in Chapel Hill
21*	Lee Shaffer	Clemson	Mar. 5, 1959 at Raleigh, N.C.
21	Doug Moe	Virginia	Jan. 14, 1961 at Charlottesville, Va.
21	Billy Cunningham	South Carolina	Feb. 15, 1963 at Charlotte, N.C.
21	Billy Cunningham	South Carolina	Feb. 19, 1965 at Charlotte, N.C.
21	Bobby Jones	Duke	Jan. 20, 1973 in Chapel Hill
21	Mitch Kupchak	Tulane	Feb. 14, 1976 at New Orleans, La.
21	Sean May	Akron	Dec. 14, 2003 in Chapel Hill
21	Sean May	Duke	Feb. 5, 2004 in Chapel Hill



Pete Brennan grabbed 22 rebounds in a 1958 game against Wake Forest.




Sean May had a career-high 24 rebounds in the win over Duke in 2005 in Chapel Hill.

Key to symbols: *ACC Tournament game #Dixie Classic game
^NCAA Tournament game ~NIT game

(Bold indicates active player)

TOP 25 TAR HEEL ASSIST GAMES


Ass.	Player	Opponent	Date and Site
18	Raymond Felton	George Mason	Dec. 7, 2003 in Chapel Hill
17	Jeff Lebo	UT-Chattanooga	Nov. 18, 1988 in Chapel Hill
17	Ed Cota	UNLV	Dec. 4, 1999 at Charlotte, N.C.
14	Phil Ford	Howard	Nov. 29, 1975 in Chapel Hill
14	Phil Ford	Brigham Young	Dec. 20, 1976 in Chapel Hill
14	Phil Ford	N.C. State	Feb. 23, 1977 in Chapel Hill
14	Ed Cota	Appalachian St.	Jan. 17, 1998 in Chapel Hill
14	Ed Cota	Florida State	Jan. 24, 1998 in Chapel Hill
14~	Raymond Felton	Wyoming	March 24, 2003 in Chapel Hill
13*	Larry Brown	South Carolina	Feb. 28, 1963 at Raleigh, N.C.
13	Steve Hale	Duke	Mar. 3, 1984 in Chapel Hill
13	Kenny Smith	Oral Roberts	Dec. 8, 1984 in Chapel Hill
13	Kenny Smith	SMU	Jan. 13, 1985 at Greensboro, N.C.
13	Kenny Smith	The Citadel	Feb. 1, 1985 at Charlotte, N.C.
13	Steve Hale	Clemson	Feb. 23, 1985 in Chapel Hill
13	Kenny Smith	UCLA	Nov. 24, 1985 in Chapel Hill
13	Jeff Lebo	Manhattan	Dec. 27, 1985 at Miami, Fla.
13	Kenny Smith	Miami (Fla.)	Dec. 6, 1986 in Chapel Hill
13	King Rice	Kentucky	Dec. 27, 1989 at Louisville, Ky.
13	Jeff McInnis	Florida State	Jan. 25, 1995 in Chapel Hill
13	Shammond Williams	Richmond	Nov. 19, 1997 at Richmond, Va.
13	Ed Cota	N.C. State	Jan. 21, 1998 at Raleigh, N.C.
13	Ed Cota	Georgia Tech	Feb. 8, 1998 at Atlanta, Ga.
13	Ed Cota	Hampton	Nov. 23, 1998 at Hampton, Va.
13	Ed Cota	Wake Forest	Feb. 12, 2000 in Chapel Hill
13	Ed Cota	Duke	Mar. 4, 2000 at Durham, N.C.




BOBBY LEWIS



PHIL FORD



BILLY CUNNINGHAM



ED COTA

YEARLY LEADERS

*Denotes ACC leader
#Denotes NCAA field leader

FIELD GOAL PERCENTAGE (min. 85 field goals made)

Year	Player	FGM	FGA	Pct.
1951-52	Al Lifson	163	401	40.6
1952-53	Jerry Vayda	111	266	41.7
1953-54	Jerry Vayda	123	298	41.3
1954-55	Tony Radovich	85	194	43.8
1955-56	Lennie Rosenbluth	227	496	45.6
1956-57	Lennie Rosenbluth	305	631	48.3
1957-58	Pete Brennan	170	388	43.8
1958-59	Lee Shaffer	128	273	46.8
1959-60	Lee Shaffer	169	388	43.6
1960-61	Jim Hudock	94	188	50.0
1961-62	Donnie Walsh*	85	152	55.9
1962-63	Billy Cunningham	186	380	48.7
1963-64	Charlie Shaffer	117	221	52.5
1964-65	Billy Cunningham	237	481	49.1
1965-66	Larry Miller	219	400	54.8
1966-67	Rusty Clark*	181	328	55.2
1967-68	Charles Scott	234	470	49.8
1968-69	Bill Bunting*	217	363	59.8
1969-70	Dennis Wuycik	148	270	54.8
1970-71	Dennis Wuycik*	182	300	60.7
1971-72	Bobby Jones*	127	190	66.8
1972-73	Mitch Kupchak	99	164	60.4
1973-74	Bobby Jones*	189	326	58.0
1974-75	Mitch Kupchak	239	397	60.2
1975-76	Tommy LaGarde*	156	255	61.2
1976-77	Tommy LaGarde	108	182	59.3
1977-78	Mike O'Koren*	173	269	64.3
1978-79	Al Wood*	210	367	57.2
1979-80	Al Wood	216	378	57.1
1980-81	Sam Perkins	199	318	62.6
1981-82	Sam Perkins	174	301	57.8
1982-83	Brad Daugherty	110	197	55.8
1983-84	Brad Daugherty	128	210	61.0
1984-85	Brad Daugherty	238	381	62.5
1985-86	Brad Daugherty*#	284	438	64.8
1986-87	J.R. Reid	198	339	58.4
1987-88	J.R. Reid	222	366	60.7
1988-89	J.R. Reid	164	267	61.4
1989-90	Kevin Madden	120	211	56.9
1990-91	Pete Chilcutt	175	325	53.8
1991-92	Eric Montross	140	244	57.4
1992-93	Eric Montross	222	361	61.5
1993-94	Rasheed Wallace	139	230	60.4
1994-95	Rasheed Wallace*	238	364	65.4
1995-96	Antawn Jamison*	201	322	62.4
1996-97	Antawn Jamison	270	496	54.4
1997-98	Vince Carter*	224	379	59.1
1998-99	Brendan Haywood	160	247	64.8
1999-00	Brendan Haywood*#	191	274	69.7
2000-01	Brendan Haywood	155	262	59.2
2001-02	Jawad Williams	104	202	51.5
2002-03	Rashad McCants	215	438	49.1
2003-04	Rashad McCants	216	451	47.9
2004-05	Sean May	228	402	56.7
2005-06	Tyler Hansbrough	199	349	57.0
2006-07	Brandon Wright*	228	353	64.6
2007-08	Tyler Hansbrough	289	535	54.0
2008-09	Ty Lawson	182	342	53.2
2009-10	Ed Davis	111	192	57.8

FREE THROW PERCENTAGE (min. 50 free throws made)

Year	Player	FTM	FTA	Pct.
1951-52	Al Lifson	99	140	70.7
1952-53	Al Lifson	100	142	70.4
1953-54	Al Lifson	74	97	76.3
1954-55	Tony Radovich	60	80	75.0
1955-56	Tony Radovich	63	76	82.9
1956-57	Lennie Rosenbluth	285	376	75.8
1957-58	Harvey Salz	64	84	76.1
1958-59	Lee Shaffer	74	96	77.0
1959-60	York Larese*	131	151	86.8
1960-61	York Larese	124	158	78.5
1961-62	Larry Brown	101	127	79.5
1962-63	Larry Brown	95	122	77.9
1963-64	Ray Respass	52	66	78.8
1964-65	Bob Lewis	123	175	70.3
1965-66	Bob Lewis	222	274	81.0



Bob Donnan

Tyler Hansbrough led UNC in scoring and rebounding for four seasons in a row.

1966-67	Bob Lewis	167	211	79.1
1967-68	Dick Grubar	64	90	71.1
1968-69	Bill Bunting	143	173	82.7
1969-70	Charles Scott	169	215	78.6
1970-71	Dennis Wuycik	169	197	85.8
1971-72	Kim Hubbard	53	57	93.0
1972-73	Ed Stahl	73	88	83.0
1973-74	Darrell Elston	81	93	87.1
1974-75	Phil Ford	126	161	78.3
1975-76	Tommy LaGarde	106	131	80.9
1976-77	Phil Ford*	157	184	85.3
1977-78	Phil Ford	149	184	81.0
1978-79	Mike O'Koren	144	188	76.6
1979-80	Al Wood	118	154	76.6
1980-81	Jimmy Black	93	118	78.8
1981-82	Matt Doherty	71	92	77.2
1982-83	Jim Braddock	67	81	82.7
1983-84	Sam Perkins*	155	181	85.6
1984-85	Steve Hale*	85	97	87.6
1985-86	Steve Hale	85	103	82.5
1986-87	Jeff Lebo*	79	93	84.9
1987-88	Ranzino Smith	52	58	89.7
1988-89	Jeff Lebo	89	103	86.4
1989-90	Hubert Davis	59	74	79.7
1990-91	Hubert Davis	81	97	83.5
1991-92	Hubert Davis*	140	169	82.8
1992-93	Donald Williams*	97	117	82.9
1993-94	Donald Williams	77	100	77.0
1994-95	Jerry Stackhouse	185	260	71.2
1995-96	Jeff McInnis	88	110	80.0
1996-97	Shammond Williams	88	108	81.5
1997-98	Shammond Williams*	133	146	91.1
1998-99	Jason Capel	76	89	85.4
1999-00	Jason Capel	116	140	82.9
2000-01	Joseph Forte	133	156	85.3
2001-02	Jason Capel	112	136	82.4
2002-03	Jawad Williams	97	129	75.2
2003-04	Raymond Felton	85	105	81.0
2004-05	Marvin Williams	138	163	84.7
2005-06	Reyshawn Terry	108	135	80.0
2006-07	Wayne Ellington	51	61	83.6
2007-08	Danny Green	69	79	87.3
2008-09	Danny Green	52	61	85.2
2009-10	Will Graves	50	62	80.6

THREE-POINT FIELD GOALS

Year	Player	Made	Att.	Pct.
1982-83	Jim Braddock	43	93	46.2
1986-87	Kenny Smith	87	213	40.8
1987-88	Jeff Lebo	78	168	46.4
1988-89	Jeff Lebo	66	176	37.5
1989-90	Rick Fox	70	160	43.8

1990-91	Rick Fox	67	196	34.2
1991-92	Hubert Davis	85	198	42.9
1992-93	Donald Williams	83	199	41.7
1993-94	Donald Williams	42	124	33.9
1994-95	Donald Williams	87	218	39.9
1995-96	Dante Calabria	77	195	39.5
1996-97	Shammond Williams	95	227	41.9
1997-98	Shammond Williams	86	215	40.0
1998-99	Ademola Okulaja	59	137	43.1
1999-00	Joseph Forte	56	156	35.9
2000-01	Jason Capel	56	134	41.8
2001-02	Brian Morrison	42	125	33.6
2002-03	Rashad McCants	72	174	41.4
2003-04	Rashad McCants	78	191	40.8
2004-05	Rashad McCants	71	168	42.3
2005-06	Wes Miller	64	145	44.1
2006-07	Wayne Ellington	66	178	37.1
2007-08	Wayne Ellington	78	195	40.0
2008-09	Wayne Ellington	85	204	41.7
2009-10	Will Graves	73	197	37.1

THREE-TIME FIELD GOAL PERCENTAGE (min. 25 field goals made)

Year	Player	FGM	FGA	Pct.
1982-83	Jim Braddock	43	93	46.2
1986-87	Jeff Lebo	67	149	45.0
1987-88	Jeff Lebo	78	168	46.4
1988-89	Steve Bucknall	62	148	41.9
1989-90	Rick Fox	70	160	43.8
1990-91	Hubert Davis*	64	131	48.9
1991-92	Hubert Davis	85	198	42.9
1992-93	Donald Williams	83	199	41.7
1993-94	Jeff McInnis	27	65	41.5
1994-95	Dante Calabria*	66	133	49.6
1995-96	Shammond Williams	46	116	39.7
1996-97	Shammond Williams	95	227	41.9
1997-98	Vince Carter	44	107	41.1
1998-99	Ademola Okulaja	59	137	43.1
1999-00	Jason Capel	46	121	38.0
2000-01	Jason Capel	56	134	41.8
2001-02	Adam Boone	34	79	43.0
2002-03	Rashad McCants	72	174	41.4
2003-04	Rashad McCants	78	191	40.8
2004-05	Raymond Felton*	70	159	44.0
2005-06	Wes Miller	64	145	44.1
2006-07	Reyshawn Terry	45	103	43.7
2007-08	Wayne Ellington	78	195	40.0
2008-09	Ty Lawson	51	108	47.2
2009-10	Will Graves	73	197	37.1

SCORING AVERAGE

Year	Player	PPG
1951-52	Al Lifson	15.8
1952-53	Al Lifson	14.7
1953-54	Jerry Vayda	17.0
1954-55	Lennie Rosenbluth	25.5
1955-56	Lennie Rosenbluth*	26.7
1956-57	Lennie Rosenbluth	28.0
1957-58	Pete Brennan*	21.3
1958-59	York Larese	15.1
1959-60	Lee Shaffer*	18.2
1960-61	York Larese	23.1
1961-62	Larry Brown	16.5
1962-63	Billy Cunningham	22.7
1963-64	Billy Cunningham*	26.0
1964-65	Billy Cunningham*	25.4
1965-66	Bob Lewis*	27.4
1966-67	Larry Miller	21.9
1967-68	Larry Miller	22.4
1968-69	Charles Scott	22.3
1969-70	Charles Scott*	27.1
1970-71	Dennis Wuycik	18.4
1971-72	Robert McAdoo	19.5
1972-73	George Karl	17.0
1973-74	Bobby Jones	16.1
1974-75	Mitch Kupchak	18.5
1975-76	Phil Ford	18.6
1976-77	Phil Ford	18.7
1977-78	Phil Ford	20.8
1978-79	Al Wood	17.8
1979-80	Al Wood	19.0
1980-81	Al Wood	18.1
1981-82	James Worthy	15.6
1982-83	Michael Jordan	20.0

Getty Images

1983-84	Michael Jordan*	19.6
1984-85	Brad Daugherty	17.3
1985-86	Brad Daugherty	20.2
1986-87	Kenny Smith	16.9
1987-88	J.R. Reid	18.0
1988-89	J.R. Reid	15.9
1989-90	Rick Fox	16.2
1990-91	Rick Fox	16.9
1991-92	Hubert Davis	21.4
1992-93	Eric Montross	15.8
1993-94	Donald Williams	14.3
1994-95	Jerry Stackhouse	19.2
1995-96	Jeff McInnis	16.5
1996-97	Antawn Jamison	19.1
1997-98	Antawn Jamison*	22.2
1998-99	Ademola Okulaja	13.9
1999-00	Joseph Forte	16.7
2000-01	Joseph Forte	20.9
2001-02	Jason Capel	15.6
2002-03	Rashad McCants	17.0
2003-04	Rashad McCants*	20.0
2004-05	Sean May	17.5
2005-06	Tyler Hansbrough	18.9
2006-07	Tyler Hansbrough	18.4
2007-08	Tyler Hansbrough*	22.6
2008-09	Tyler Hansbrough	20.7
2009-10	Deon Thompson	13.7

REBOUNDING AVERAGE

Year	Player	RPG
1951-52	Howard Deasy	10.7
1952-53	Bud Maddie	11.6
1953-54	Paul Likins	10.9
1954-55	Lennie Rosenbluth	11.7
1955-56	Lennie Rosenbluth	11.5
1956-57	Pete Brennan	10.4
1957-58	Pete Brennan*	11.7
1958-59	Dick Kempley	7.3
1959-60	Doug Moe	11.3
1960-61	Doug Moe	14.0
1961-62	Jim Hudock	10.1
1962-63	Billy Cunningham*	16.1
1963-64	Billy Cunningham*	15.8
1964-65	Billy Cunningham*	14.3
1965-66	Larry Miller	10.3
1966-67	Rusty Clark	10.3
1967-68	Rusty Clark	11.0
1968-69	Rusty Clark	9.2
1969-70	Lee Dedmon	9.4
1970-71	Lee Dedmon	8.5
1971-72	Robert McAdoo	10.1
1972-73	Bobby Jones	10.5
1973-74	Bobby Jones	9.8
1974-75	Mitch Kupchak	10.8
1975-76	Mitch Kupchak*	11.3
1976-77	Tommy LaGarde	7.4
1977-78	Mike O'Koren	6.7
1978-79	Mike O'Koren	7.2
1979-80	Mike O'Koren	7.4
1980-81	James Worthy	8.4
1981-82	Sam Perkins	7.8
1982-83	Sam Perkins	9.4
1983-84	Sam Perkins	9.6
1984-85	Brad Daugherty*	9.7
1985-86	Brad Daugherty	9.0
1986-87	J.R. Reid	7.4
1987-88	J.R. Reid	8.9
1988-89	Scott Williams	7.3
1989-90	Scott Williams	7.3
1990-91	George Lynch	7.4
1991-92	George Lynch	8.8
1992-93	George Lynch	9.6
1993-94	Eric Montross	8.1
1994-95	Jerry Stackhouse	8.2
1995-96	Antawn Jamison	9.7
1996-97	Antawn Jamison	9.4
1997-98	Antawn Jamison*	10.5
1998-99	Ademola Okulaja	8.4
1999-00	Brendan Haywood	7.5
2000-01	Jason Capel	7.3
	Brendan Haywood	7.3
2001-02	Jason Capel	8.6
2002-03	Jawad Williams	5.6
2003-04	Sean May*	9.8
2004-05	Sean May	10.7
2005-06	Tyler Hansbrough	7.8
2006-07	Tyler Hansbrough	7.9



Ed Davis led Carolina in blocked shots in 2008-09 and 2009-10.

2007-08	Tyler Hansbrough*	10.2
2008-09	Tyler Hansbrough	8.1
2009-10	Ed Davis	9.2

BLOCKED SHOTS

Year	Player	Blocks
1975-76	Mitch Kupchak	32
1976-77	Tommy LaGarde	31
1977-78	Jeff Wolf	23
1978-79	Pete Budko	27
1979-80	Jeff Wolf	28
1980-81	Sam Perkins	67
1981-82	Sam Perkins	53
1982-83	Sam Perkins	65
1983-84	Sam Perkins	60
1984-85	Warren Martin	81
1985-86	Warren Martin	81
1986-87	Dave Popson	27
	J.R. Reid	27
	Scott Williams	27
1987-88	Scott Williams	43
1988-89	Scott Williams	50
1989-90	Scott Williams	41
1990-91	Pete Chilcutt	35
1991-92	Kevin Salvadori	63
1992-93	Eric Montross	47
1993-94	Rasheed Wallace	63
1994-95	Rasheed Wallace	93
1995-96	Serge Zwikker	49
1996-97	Serge Zwikker	61
1997-98	Makhtar Ndiaye	54
1998-99	Brendan Haywood	60
1999-00	Brendan Haywood	91
2000-01	Brendan Haywood*	120
2001-02	Kris Lang	33
2002-03	Jawad Williams	37
2003-04	Sean May	37
2004-05	Sean May	38
2005-06	Danny Green	32
2006-07	Brandan Wright	65
2007-08	Deon Thompson	51
2008-09	Ed Davis	65
2009-10	Ed Davis	64

ASSISTS

Year	Player	Assists
1968-69	Charles Scott	108
1969-70	Eddie Fogler	92
1970-71	Steve Previs	90
1971-72	Steve Previs	151
1972-73	George Karl	192
1973-74	Darrell Elston	158
1974-75	Phil Ford	161
1975-76	Phil Ford*	203
1976-77	Phil Ford*	217
1977-78	Phil Ford*	172
1978-79	Mike O'Koren	99
1979-80	Mike O'Koren	104
1980-81	Jimmy Black	188
1981-82	Jimmy Black*	213
1982-83	Matt Doherty	150
1983-84	Matt Doherty	124
1984-85	Kenny Smith	235
1985-86	Kenny Smith	210
1986-87	Kenny Smith	209
1987-88	Jeff Lebo	159
1988-89	Steve Bucknall	196
1989-90	King Rice	217
1990-91	King Rice	207
1991-92	Derrick Phelps	207
1992-93	Derrick Phelps	196
1993-94	Derrick Phelps	176
1994-95	Jeff McInnis	180
1995-96	Jeff McInnis	170
1996-97	Ed Cota*	234
1997-98	Ed Cota*	274
1998-99	Ed Cota*	238
1999-00	Ed Cota*	284
2000-01	Ronald Curry	119
2001-02	Adam Boone	89
2002-03	Raymond Felton	236
2003-04	Raymond Felton*	213
2004-05	Raymond Felton*	248
2005-06	Bobby Frasor	136
2006-07	Ty Lawson	213
2007-08	Ty Lawson	165
2008-09	Ty Lawson*	230
2009-10	Larry Drew II	222

STEALS

Year	Player	Steals
1975-76	Walter Davis	71
1976-77	Walter Davis	78
1977-78	Dudley Bradley	61
1978-79	Dudley Bradley*	97
1979-80	Mike O'Koren	43
1980-81	Jimmy Black	64
1981-82	Jimmy Black	58
1982-83	Michael Jordan	78
1983-84	Michael Jordan	50
1984-85	Kenny Smith	64
1985-86	Steve Hale	55
1986-87	Kenny Smith	51
1987-88	Scott Williams	45
1988-89	Rick Fox	47
1989-90	Rick Fox	54
	King Rice	54
1990-91	Rick Fox	70
1991-92	Derrick Phelps	78
1992-93	George Lynch	89
1993-94	Derrick Phelps	60
1994-95	Jerry Stackhouse	50
1995-96	Jeff McInnis	38
1996-97	Ed Cota	57
1997-98	Ed Cota	58
1998-99	Ademola Okulaja	46
1999-00	Joseph Forte	54
2000-01	Joseph Forte	67
2001-02	Jason Capel	29
2002-03	Raymond Felton	56
2003-04	Raymond Felton	63
2004-05	Raymond Felton	72
2005-06	Tyler Hansbrough	38
2006-07	Ty Lawson	58
2007-08	Tyler Hansbrough	59
2008-09	Ty Lawson*	75
2009-10	Marcus Ginyard	44

*Denotes ACC leader

#Denotes NCAA leader



CAROLINA HONOR ROLL

Jeffrey Camarati



Roy Williams, Ty Lawson and Michael Jordan in Detroit after Lawson won the Cousy Award and Jordan was announced as a member of the Naismith Hall of Fame Class of 2009.

NAISMITH MEMORIAL BASKETBALL HALL OF FAME MEMBERS

- Bernard Carnevale:** Coach, 1970
- Frank J. McGuire:** Coach, 1977
- Dean Smith:** Coach, 1983
- Billy Cunningham:** Player, 1986
- Robert McAdoo:** Player, 2000
- Larry Brown:** Coach, 2002
- James Worthy:** Player, 2003
- Roy Williams:** Coach, 2007
- Michael Jordan:** Player, 2009

ALL-AMERICAS

(All first-team selections unless otherwise noted)

- Cartwright Carmichael:** 1923, 1924
- Jack Cobb:** 1924, 1925, 1926
- George Glamack:** 1940, 1941
- Jim Jordan:** Helms Foundation, 1945 (2nd Team)
- John "Hook" Dillon:** The Sporting News, 1946; Maxwell, 1946; Converse, 1946
- Lennie Rosenbluth:** Associated Press, 1956 (2nd Team), 1957; United Press International, 1956 (2nd Team), 1957; Helms Foundation, 1956, 1957; NEA, 1956 (3rd Team), 1957; Colliers, 1956 (3rd Team), 1957; Converse, 1956 (2nd Team), 1957; USBWA, 1957
- Tommy Kearns:** Converse, 1957 (2nd Team); Associated Press, 1958 (3rd Team)
- Pete Brennan:** Associated Press, 1958; The Sporting News, 1958; USBWA, 1958; Converse, 1958; United Press International, 1958 (2nd Team), Helms Foundation, 1958 (2nd Team)
- Lee Shaffer:** American Weekly, 1959 (3rd Team); USBWA, 1960
- York Larese:** Associated Press, 1959 (3rd Team); Coaches, 1960 (3rd Team), 1961 (2nd Team); The Sporting News, 1961 (2nd Team); NEA, 1961 (2nd Team); United Press International, 1961 (3rd Team); Converse, 1961 (2nd Team)
- Doug Moe:** The Sporting News, 1959 (2nd Team); USBWA, 1961, The Sporting News, 1961 (2nd Team)
- Billy Cunningham:** USBWA, 1964, 1965; Helms Foundation, 1965; The Sporting News, 1965 (2nd Team)
- Bob Lewis:** Helms Foundation, 1966, 1967; Associated Press, 1966 (2nd Team)
- Larry Miller:** USBWA, 1967, 1968; Helms Foundation, 1967, 1968; Converse, 1967, 1968; Associated Press, 1968; United Press International, 1968; Coaches, 1968
- Charles Scott:** USBWA, 1969, 1970; Coaches, 1969, 1970; Helms Foundation, 1969, 1970; Converse, 1969, 1970; Basketball Weekly, 1969, 1970; NBA Coaches, 1970; Associated Press, 1970 (2nd Team); United Press International, 1970 (2nd Team); NEA, 1970

- Bill Chamberlain:** NBA Coaches, 1972 (2nd Team)
- Robert McAdoo:** NBA Coaches, 1972; Helms Foundation, 1972; NEA, 1972; The Sporting News, 1972; Associated Press, 1972 (2nd Team)
- Dennis Wuycik:** Helms Foundation, 1972; Basketball Weekly, 1972
- Bobby Jones:** USBWA, 1974; Coaches, 1974 (2nd Team); Associated Press, 1974 (2nd Team); United Press International, 1974 (2nd Team)
- Mitch Kupchak:** Citizen Savings (Helms Foundation), 1975, 1976; USBWA, 1976; Coaches, 1976; Converse, 1976; Associated Press, 1976 (2nd Team); United Press International, 1976 (2nd Team); Basketball Weekly, 1976 (3rd Team)
- Phil Ford:** Basketball Weekly, 1976, 1977, 1978; Coaches, 1976, 1977, 1978; Associated Press, 1976 (2nd Team), 1977, 1978; United Press International, 1976 (2nd Team), 1977 (2nd Team), 1978; Citizen Savings (Helms Foundation), 1976, 1977, 1978; Sporting News, 1976, 1977 (2nd Team), 1978; USBWA, 1977, 1978
- Tommy LaGarde:** The Sporting News, 1977 (2nd Team)
- Mike O'Koren:** Citizen Savings (Helms Foundation), 1978, 1979, 1980; Converse, 1978, 1979, 1980; Basketball Weekly, 1978 (2nd Team), 1979, 1980 (2nd Team); USBWA, 1979, 1980; The Sporting News, 1979, 1980; Coaches, 1979 (2nd Team), 1980 (2nd Team); United Press International, 1979 (2nd Team), 1980 (3rd Team)
- Al Wood:** Converse, 1980, 1981; USBWA, 1981; Citizen Savings (Helms Foundation), 1981; Associated Press, 1981 (2nd Team); NABC, 1981 (2nd Team)
- James Worthy:** USBWA, 1981, 1982; United Press International, 1982; NABC, 1982; The Sporting News, 1982; Basketball Weekly, 1982; Naismith, 1982; NBA Coaches, 1982; Converse, 1982; First Interstate Bank (Helms Foundation), 1982; Associated Press, 1982 (2nd Team)
- Sam Perkins:** USBWA, 1982, 1983, 1984; Converse, 1982, 1983, 1984; First Interstate Bank (Helms Foundation), 1982, 1983, 1984; United Press International, 1982 (2nd Team), 1983, 1984; Naismith, 1982 (2nd Team), 1983, 1984; The Sporting News, 1982 (2nd Team), 1983 (2nd Team), 1984; Basketball Weekly, 1982 (2nd Team), 1983 (2nd Team), 1984; NABC, 1982 (2nd Team), 1983 (2nd Team), 1984 (2nd Team); ESPN, 1983, 1984; ABAUSA, 1983, 1984; Associated

11 NATIONAL PLAYERS OF THE YEAR

By Player

- Jack Cobb:** 1926 (Helms Foundation)
- George Glamack:** 1940 (Helms Foundation), 1941 (Helms Foundation)
- Lennie Rosenbluth:** 1957 (Helms Foundation)
- Phil Ford:** 1978 (USBWA, NABC, Sporting News, John Wooden Award)
- James Worthy:** 1982 (Helms Foundation)
- Michael Jordan:** 1983 (The Sporting News), 1984 (Sporting News, Associated Press, United Press International, USBWA, NABC, Basketball Weekly, John Wooden Award, Naismith Award, Rupp Trophy)
- Kenny Smith:** 1987 (Basketball Times)
- Jerry Stackhouse:** 1995 (Sports Illustrated)
- Antawn Jamison:** 1998 (Associated Press, John Wooden Award, Naismith Award, NABC, USBWA, Sporting News, CBS/Chevrolet, Basketball America, Basketball Times, Basketball News, Rupp Trophy)
- Sean May:** 2005 (Sports Illustrated)
- Tyler Hansbrough:** 2008 (Associated Press, USBWA, NABC, John Wooden Award, Naismith Award, Sports Illustrated, Sporting News, ESPN.com, Rupp Trophy, CBS/Chevrolet, Basketball Times)

By Award

- Associated Press:** Jordan (1984), Jamison (1998), Hansbrough (2008)
- Wooden:** Ford (1978), Jordan (1984), Jamison (1998), Hansbrough (2008)
- Naismith:** Jordan (1984), Jamison (1998), Hansbrough (2008)
- Sporting News:** Ford (1978), Jordan (1983, 1984), Jamison (1998), Hansbrough (2008)
- NABC:** Ford (1978), Jordan (1984), Jamison (1998), Hansbrough (2008)
- USBWA:** Ford (1978), Jordan (1984), Jamison (1998), Hansbrough (2008)
- Helms Foundation:** Cobb (1926), Glamack (1940, 1941), Rosenbluth (1957), Worthy (1982)
- Rupp Trophy:** Jordan (1984), Jamison (1998), Hansbrough (2008)
- Sports Illustrated:** Stackhouse (1995), May (2005), Hansbrough (2008)
- Basketball Times:** Smith (1987), Jamison (1998), Hansbrough (2008)
- ESPN.com:** Hansbrough (2008)
- CBS/Chevrolet:** Jamison (1998), Hansbrough (2008)
- UPI:** Jordan (1984)
- Basketball Weekly:** Jordan (1984)
- Basketball America:** Jamison (1998)
- Basketball News:** Jamison (1998)

- Press, 1983 (3rd Team), 1984; Basketball Times, 1983 (3rd Team), 1984; NBA Coaches, 1984
- Michael Jordan:** Associated Press, 1983, 1984; United Press International, 1983, 1984; The Sporting News, 1983, 1984; USBWA, 1983, 1984; NABC, 1983, 1984; Naismith, 1983, 1984; NBA Coaches, 1983, 1984; Basketball Weekly, 1983, 1984; ESPN, 1983, 1984; ABAUSA, 1983, 1984; Basketball Times, 1983, 1984; First Interstate Bank (Helms Foundation), 1983, 1984; Converse, 1983, 1984
- Brad Daugherty:** USBWA, 1986; Basketball Weekly, 1986; Associated Press, 1986 (2nd Team); United Press International, 1986 (2nd Team); NABC, 1986 (2nd Team); The Sporting News, 1986 (2nd Team)
- Kenny Smith:** Associated Press, 1987; United Press International, 1987; USBWA, 1987; NABC, 1987; Basketball Times, 1987; Basketball Weekly, 1987; The Sporting News, 1987; Naismith Board, 1987; First Interstate Bank (Helms Foundation), 1987; Converse, 1987
- J.R. Reid:** Associated Press, 1988; Basketball Weekly, 1988; USBWA, 1988; United Press International, 1988 (2nd Team); The Sporting News, 1988 (2nd Team); Basketball Times, 1988, 1989 (3rd Team); NABC, 1988, 1989 (3rd Team)
- Rick Fox:** Sporting News, 1991 (3rd Team)
- Eric Montross:** Naismith, 1994; John Wooden Team, 1993, 1994; Associated Press, 1993 (2nd Team), 1994

(2nd Team); NABC, 1993 (2nd Team), 1994; The Sporting News, 1993 (2nd Team), 1994 (2nd Team); Basketball Weekly, 1993 (2nd Team), 1994; United Press International, 1993 (3rd Team); Basketball Times, 1993 (3rd Team), 1994; USBWA, 1994 (Honorable Mention)

George Lynch: United Press International, 1993 (Honorable Mention)

Derrick Phelps: Associated Press, 1994 (Honorable Mention)

Jerry Stackhouse: Associated Press, 1995; United Press International, 1995; USBWA, 1995; NABC, 1995; John Wooden Team, 1995; The Sporting News, 1995 (2nd Team); Basketball Times, 1995 (2nd Team)

Rasheed Wallace: The Sporting News, 1995; Basketball Times, 1995; John Wooden Team, 1995; Associated Press, 1995 (2nd Team); United Press International, 1995 (2nd Team); USBWA, 1995 (2nd Team); NABC, 1995 (2nd Team)

Antawn Jamison: Basketball Weekly, 1996 (Honorable Mention); John Wooden Team, 1997; Associated Press, 1997 (2nd Team); NABC, 1997 (2nd Team); The Sporting News, 1997 (2nd Team); Basketball Weekly, 1997 (2nd Team); Basketball Times, 1997 (3rd Team); Associated Press, 1998; NABC, 1998; USBWA, 1998; John Wooden Team, 1998; The Sporting News, 1998; Basketball Times, 1998; Basketball Weekly, 1998; Basketball America, 1998; Basketball News, 1998

Vince Carter: John Wooden Team, 1998; Associated Press, 1998 (2nd Team); The Sporting News, 1998 (2nd Team); Basketball Times, 1998 (2nd Team); Basketball Weekly, 1998 (3rd Team); Basketball News, 1998 (2nd Team); USBWA, 1998 (2nd Team)

Shammond Williams: Basketball News, 1998 (3rd Team); Associated Press, 1998 (Honorable Mention); The Sporting News, 1998 (Honorable Mention); Basketball Weekly, 1998 (Honorable Mention)

Ed Cota: Basketball Weekly, 1998 (Honorable Mention); USBWA, 1999 (Honorable Mention); Basketball Times, 1999 (Honorable Mention); The Sporting News (Honorable Mention), 2000

Ademola Okulaja: USBWA, 1999 (Honorable Mention)

Brendan Haywood: The Sporting News, 2001 (2nd Team); NABC (3rd Team)

Joseph Forte: Associated Press, 2001; NABC, 2001; USBWA, 2001; The Sporting News, 2001; Basketball Times, 2001; CBS Sportsline, 2001; ESPN, 2001

Sean May: Associated Press, 2004 (Honorable Mention); ESPN, 2004 (3rd Team); John Wooden Team, 2005; ESPN, 2005; Rupp, 2005; Associated Press, 2005 (2nd Team); Sports Illustrated, 2005 (2nd Team); USBWA, 2005 (2nd Team); The Sporting News (2nd Team); Basketball Times (2nd Team)

Rashad McCants: Associated Press, 2004 (3rd Team); Basketball Times, 2004 (2nd Team); CBS, 2004 (2nd Team); Sports Illustrated, 2004 (2nd Team); NABC, 2005 (3rd Team)

Raymond Felton: Associated Press, 2005 (3rd Team)

Tyler Hansbrough: The Sporting News, 2006, 2007, 2008, 2009; USBWA, 2007, 2008, 2009; Rupp Award, 2006, 2007, 2008, 2009; Associated Press, 2006 (3rd), 2007 (2nd), 2008, 2009; NABC 2006 (3rd), 2007, 2008, 2009; Basketball Times 2006 (3rd), 2007 (2nd), 2008, 2009 (2nd); John Wooden Team, 2007, 2008, 2009; Sports Illustrated, 2007 (2nd), 2008, 2009; Fox, 2008, 2009 (2nd)

Wayne Ellington: Associated Press, 2008 (Honorable Mention)

Ty Lawson: Associated Press, 2008 (Honorable Mention), 2009 (2nd); NABC, 2009; Wooden, 2009; Sports Illustrated, 2009; CBS Sportsline, 2009; Basketball



Phil Ford (center) won the Wooden Award and was the consensus National Player of the Year as a senior in 1978.

Times, 2009; The Sporting News, 2009 (2nd); Rupp, 2009 (2nd); Fox, 2009 (3rd)

FRESHMAN ALL-AMERICAS

- Phil Ford:** Basketball Weekly, 1975
- Michael Jordan:** Basketball Weekly, 1982; NBC, 1982
- Brad Daugherty:** Basketball Weekly, 1983 (2nd Team)
- J.R. Reid:** Basketball Times, 1987; Basketball Weekly, 1987
- Jerry Stackhouse:** Basketball Weekly, 1994; Basketball Times, 1994
- Rasheed Wallace:** Basketball Weekly, 1994 (4th Team)
- Antawn Jamison:** Basketball Weekly, 1996 (2nd Team); Basketball Times, 1996 (2nd Team)
- Ed Cota:** Basketball Weekly, 1997; Basketball Times, 1997 (2nd Team)
- Kris Lang:** College Hoops Insider, 1999
- Joseph Forte:** The Sporting News, 2000; Basketball Times, 2000 (2nd Team)
- Marvin Williams:** Basketball Times, 2005; The Sporting News, 2005
- Tyler Hansbrough:** The Sporting News, 2006; Basketball Times, 2006
- Brandon Wright:** The Sporting News, 2007; Basketball Times, 2007

NATIONAL COACHES OF THE YEAR

- Frank McGuire:** United Press International, 1957
- Dean Smith:** National Association of Basketball Coaches, 1977; U.S. Basketball Writers Association, Basketball Weekly, 1979; Medalist, 1982; Naismith, 1993
- Bill Guthridge:** National Association of Basketball Coaches, Naismith Award, The Sporting News, CBS/Chevrolet, 1998
- Matt Doherty:** Associated Press, 2001
- Roy Williams:** New York Athletic Club, 2005, 2009; Associated Press, USBWA, Rupp Award, Sports Illustrated.com, 2006

U.S. BASKETBALL WRITERS ASSOCIATION DISTRICT COACH OF THE YEAR

- Dean Smith:** 1993
- Matt Doherty:** 2001
- Roy Williams:** 2006

JOE LAPCHICK TROPHY

- (Top senior)
- Sam Perkins:** 1984

BOB COUSY AWARD

- (Top college point guard)
- Raymond Felton:** 2005
- Ty Lawson:** 2009

MOST VALUABLE PLAYERS OF REGULAR-SEASON TOURNAMENTS

- Pete Brennan:** Dixie Classic, 1957
- Doug Moe:** Dixie Classic, 1960
- Bob Lewis:** Tampa Invitational, 1966 (Co-Winner)
- Larry Miller:** Tampa Invitational, 1966 (Co-Winner); Far West Classic, 1967
- Al Wood:** Kodak Classic, 1978
- Jimmy Black:** Cable Car Classic, 1981
- Michael Jordan:** Greece Invitational, 1983
- Sam Perkins:** Stanford Invitational, 1983; ECAC Holiday Festival, 1983
- Brad Daugherty:** Great Alaska Shootout, 1985
- Jeff Lebo:** Central Fidelity Holiday Classic, 1987
- Rick Fox:** Diet Pepsi Tournament of Champions, 1988; Red Lobster Classic, 1990
- George Lynch:** Diet Pepsi Tournament of Champions, 1992
- Eric Montross:** Diet Pepsi Tournament of Champions, 1993

- Jerry Stackhouse:** Diet Pepsi Tournament of Champions, 1994
- Jeff McInnis:** Diet Pepsi Tournament of Champions, 1995
- Antawn Jamison:** Harris Teeter Pepsi Challenge, 1996; Carrs Great Alaska Shootout, 1997; Harris Teeter Pepsi Challenge, 1997
- Ed Cota:** Chase Preseason NIT, 1998
- Jason Capel:** Food Lion MVP Classic, 1998; Orange Bowl Classic, 1999
- Joseph Forte:** Maui Classic, 1999; NABC Classic, 2000; Hardee's Tournament of Champions, 2000
- Kris Lang:** Food Lion MVP Classic, 1999
- Rashad McCants:** Preseason NIT, 2002
- Raymond Felton:** Maui Invitational, 2004
- Tyler Hansbrough:** Las Vegas Invitational, 2007
- Ty Lawson:** Maui Invitational, 2008

MOST VALUABLE PLAYERS OF POSTSEASON TOURNAMENTS

- Lennie Rosenbluth:** NCAA East Regional, 1957
- Bob Lewis:** NCAA East Regional, 1967
- Rusty Clark:** NCAA East Regional, 1968
- Charles Scott:** NCAA East Regional, 1969
- Bill Chamberlain:** NIT, 1971
- Dennis Wuycik:** NCAA East Regional, 1972
- John Kuester:** NCAA East Regional, 1977
- Al Wood:** NCAA West Regional, 1981
- James Worthy:** NCAA East Regional, 1982; NCAA Final Four, 1982
- Brad Daugherty:** NCAA Southeast Regional, 1985
- George Lynch:** NCAA East Regional, 1993
- Donald Williams:** NCAA Final Four, 1993
- Jerry Stackhouse:** NCAA Southeast Regional, 1995
- Shammond Williams:** NCAA East Regional, 1997
- Antawn Jamison:** NCAA East Regional, 1998
- Joseph Forte:** NCAA South Regional, 2000
- Sean May:** NCAA East Regional, 2005; NCAA Final Four, 2005
- Tyler Hansbrough:** NCAA East Regional, 2008
- Ty Lawson:** NCAA South Regional, 2009
- Wayne Ellington:** NCAA Final Four, 2009

ALL-SOUTHERN CONFERENCE TEAMS

- Cartwright Carmichael:** 1922, 1923, 1924
- Monk McDonald:** 1922, 1924
- Jack Cobb:** 1924, 1925, 1926
- Bill Dodderer:** 1924, 1925, 1926
- Artie Newcombe:** 1926
- Tom Alexander:** 1932
- Virgil Weathers:** 1932
- Jim McCachren:** 1934, 1935, 1936
- Stewart "Snooks" Aitken:** 1935
- Ivan "Jack" Glace:** 1935
- Earl Ruth:** 1937

Jeffrey Camarati



Dean Smith and Roy Williams have been named National Coach of the Year a combined 11 times, including seven by Williams.

- Paul Severin: 1940
- George Glamack: 1940, 1941
- Bob Rose: 1941, 1942
- Boyce Box: 1944
- Bernie Mock: 1944
- Manny Alvarez: 1945
- Jim Jordan: 1945
- John "Hook" Dillon: 1946
- Jim White: 1947
- Bob Paxton: 1947, 1948
- Coy Carson: 1949
- Hugo Kappler: 1949

ALL-SOUTHERN CONFERENCE TOURNAMENT TEAMS

(All first-team selections unless otherwise noted)

- Cartwright Carmichael: 1924
- Monk McDonald: 1924
- Jack Cobb: 1925, 1926
- Bunn Hackney: 1926, 1927 (2nd Team)
- Artie Newcombe: 1926
- Bill Dodderer: 1926 (2nd Team)
- John Purser: 1927 (2nd Team)
- Tom Alexander: 1932
- Virgil Weathers: 1932, 1933 (2nd Team), 1934
- Wilmer Hines: 1932 (2nd Team), 1933 (2nd Team)
- Stewart "Snooks" Aitken: 1934, 1935
- Ivan "Jack" Glace: 1934, 1935
- Jim McCachren: 1934, 1935, 1936
- Melvin Nelson: 1935 (2nd Team)
- Andy Bershak: 1936 (2nd Team), 1937 (2nd Team)
- Earl Ruth: 1936 (2nd Team), 1937, 1938 (2nd Team)
- Ramsay Potts: 1937 (2nd Team)
- George Glamack: 1940, 1941 (2nd Team)
- Jimmy Howard: 1940 (2nd Team)
- Bob Rose: 1941
- Bernie Mock: 1944
- Boyce Box: 1944
- John Dewell: 1944 (2nd Team)
- Jack Fitch: 1944 (2nd Team)
- Manny Alvarez: 1945
- Jim Jordan: 1945, 1946 (2nd Team)
- John Dillon: 1945 (2nd Team), 1946 (2nd Team)
- Bob Paxton: 1945 (2nd Team), 1947, 1948
- Horace "Bones" McKinney: 1946 (2nd Team)
- Jim White: 1947
- Jim Hamilton: 1947 (2nd Team)

U.S. BASKETBALL WRITERS ASSOCIATION (USBWA) ALL-DISTRICT TEAMS

- Lennie Rosenbluth: 1956, 1957
- Pete Brennan: 1958
- Lee Shaffer: 1960
- York Larese: 1961
- Doug Moe: 1961
- Billy Cunningham: 1963, 1964, 1965
- Bob Lewis: 1966
- Larry Miller: 1967, 1968
- Charles Scott: 1969, 1970
- Dennis Wuycik: 1971, 1972
- Robert McAdoo: 1972
- George Karl: 1973
- Bobby Jones: 1974
- Mitch Kupchak: 1976
- Phil Ford: 1976, 1977, 1978
- Mike O'Koren: 1979, 1980
- Al Wood: 1979, 1981
- James Worthy: 1981, 1982
- Sam Perkins: 1982, 1983, 1984
- Michael Jordan: 1983, 1984
- Brad Daugherty: 1985, 1986
- Kenny Smith: 1985, 1986, 1987
- Steve Hale: 1986
- Joe Wolf: 1987
- J.R. Reid: 1987, 1988, 1989
- Jeff Lebo: 1988
- Rick Fox: 1990, 1991
- Hubert Davis: 1992
- George Lynch: 1993
- Eric Montross: 1993, 1994
- Derrick Phelps: 1994
- Jerry Stackhouse: 1995
- Rasheed Wallace: 1995
- Antawn Jamison: 1996, 1997, 1998
- Jeff McInnis: 1996
- Vince Carter: 1998
- Ed Cota: 1998, 1999, 2000 (2nd Team)
- Ademola Okulaja: 1999
- Brendan Haywood: 2001
- Joseph Forte: 2001
- Sean May: 2004 (2nd Team), 2005
- Rashad McCants: 2004, 2005
- Raymond Felton: 2005
- David Noel: 2006
- Tyler Hansbrough: 2006, 2007, 2008, 2009
- Wayne Ellington: 2008
- Ty Lawson: 2009

NATIONAL ASSOCIATION OF BASKETBALL COACHES (NABC) ALL-DISTRICT TEAMS

- (All first-team selections unless otherwise noted)*
- Al Wood: 1981
- James Worthy: 1981 (2nd Team), 1982
- Sam Perkins: 1982, 1983, 1984
- Michael Jordan: 1983, 1984
- Eric Montross: 1993, 1994
- George Lynch: 1993
- Derrick Phelps: 1994 (2nd Team)
- Jerry Stackhouse: 1995
- Rasheed Wallace: 1995
- Jeff McInnis: 1996
- Dante Calabria: 1996 (2nd Team)
- Antawn Jamison: 1996 (2nd Team), 1997, 1998
- Vince Carter: 1998
- Shammond Williams: 1998 (2nd Team)
- Brendan Haywood: 2001
- Joseph Forte: 2001
- Rashad McCants: 2003 (2nd Team); 2004 (2nd Team), 2005
- Raymond Felton: 2004, 2005
- Sean May: 2004 (2nd Team), 2005 (2nd Team)
- Tyler Hansbrough: 2006, 2007, 2008, 2009
- Brandon Wright: 2007
- Ty Lawson: 2008, 2009

REGULAR-SEASON ALL-TOURNAMENT TEAMS

- (All first-team selections unless otherwise noted)*
- Lennie Rosenbluth: Dixie Classic, 1954, 1955, 1956
- Pete Brennan: Dixie Classic, 1956, 1957; Kentucky Invitational, 1957

- Dick Kepley: Blue Grass Festival, 1958
- Lee Shaffer: Dixie Classic, 1958, 1959; Kentucky Invitational, 1959
- York Larese: Kentucky Invitational, 1959; Dixie Classic, 1959, 1960
- Doug Moe: Dixie Classic, 1960
- Bob Lewis: Tampa Invitational, 1966
- Larry Miller: Tampa Invitational, 1966; Far West Classic, 1967
- Charles Scott: Far West Classic, 1967; ECAC Holiday Festival, 1968; Carolina Classic, 1969
- Bill Bunting: ECAC Holiday Festival, 1968
- Bill Chamberlain: Carolina Classic, 1969; Big Four Tournament, 1970
- Dennis Wuycik: Big Four Tournament, 1971; Sugar Bowl Tournament, 1971
- Robert McAdoo: Big Four Tournament, 1971; Sugar Bowl Tournament, 1971
- George Karl: Big Four Tournament, 1971; Rainbow Classic, 1972
- Bobby Jones: Big Four Tournament, 1972; Rainbow Classic, 1972
- Ed Stahl: Big Four Tournament, 1972
- Mitch Kupchak: International Christmas Tournament, 1972
- Phil Ford: International Christmas Tournament, 1974; Big Four Tournament, January 1976, November 1976 (2nd Team), 1977; Far West Classic, 1976; Rainbow Classic, 1977
- Tommy LaGarde: Big Four Tournament, January 1976, November 1976 (2nd Team); Far West Classic, 1976
- Walter Davis: Big Four Tournament, November 1976 (2nd Team); Far West Classic, 1976
- Mike O'Koren: Big Four Tournament, November 1976 (2nd Team), 1977, 1978, 1979; Rainbow Classic, 1977; Kodak Classic, 1978
- Dudley Bradley: Kodak Classic, 1978
- Al Wood: Big Four Tournament, 1978, 1979; Kodak Classic, 1978; Great Alaska Shootout, 1980
- James Worthy: Great Alaska Shootout, 1980; Big Four Tournament, 1980; Cable Car Classic, 1981
- Sam Perkins: Great Alaska Shootout, 1980; Big Four Tournament, 1980 (2nd Team); Rainbow Classic, 1982; Greece Invitational, 1983; Stanford Invitational, 1983; ECAC Holiday Festival, 1983
- Jimmy Black: Cable Car Classic, 1981
- Michael Jordan: Rainbow Classic, 1982; Greece Invitational, 1983
- Buzz Peterson: Greece Invitational, 1983; Stanford Invitational, 1983
- Matt Doherty: Stanford Invitational, 1983; ECAC Holiday Festival, 1983
- Brad Daugherty: ECAC Holiday Festival, 1983; Great Alaska Shootout, 1985; Orange Bowl Classic, 1985
- Kenny Smith: Great Alaska Shootout, 1985; Dallas Morning News Classic, 1986
- Jeff Lebo: Orange Bowl Classic, 1985; Central Fidelity Holiday Classic, 1987
- Joe Wolf: Dallas Morning News Classic, 1986
- Scott Williams: Central Fidelity Holiday Classic, 1987; Diet Pepsi Tournament of Champions, 1988
- Rick Fox: Diet Pepsi Tournament of Champions, 1988; Maui Classic, 1989; Mile High Classic, 1989; Red Lobster Classic, 1990
- George Lynch: Diet Pepsi Tournament of Champions, 1990 & 1992; Red Lobster Classic, 1990; Kraft Rainbow Classic, 1992
- Pete Chilcutt: Red Lobster Classic, 1990
- Eric Montross: Diet Pepsi Tournament of Champions, 1991, 1992; Kraft Rainbow Classic, 1992
- Donald Williams: Diet Pepsi Tournament of Champions, 1992, 1993; Preseason NIT, 1993
- Jerry Stackhouse: Diet Pepsi Tournament of Champions, 1994
- Rasheed Wallace: Diet Pepsi Tournament of Champions, 1994
- Jeff McInnis: Diet Pepsi Tournament of Champions, 1994, 1995; Maui Classic, 1995
- Dante Calabria: Diet Pepsi Tournament of Champions, 1995
- Antawn Jamison: Diet Pepsi Tournament of Champions, 1995; Harris Teeter Pepsi Challenge, 1996; Carrs

Great Alaska Shootout, 1997
Serge Zwickler: Harris Teeter Pepsi Challenge, 1996
Vince Carter: Carrs Great Alaska Shootout, 1997
Ed Cota: Carrs Great Alaska Shootout, 1997; Chase Preseason NIT, 1998; Harris Teeter Pepsi Challenge, 1998; Maui Invitational, 1999; Food Lion MVP Classic, 1999
Brendan Haywood: Chase Preseason NIT, 1998; Maui Invitational, 1999; NABC Classic, 2000
Jason Capel: Harris Teeter Pepsi Challenge, 1998; Food Lion MVP Classic, 1999
Kris Lang: Food Lion MVP Classic, 1999; Hardee's Tournament of Champions, 2000
Joseph Forte: Maui Invitational, 1999; NABC Classic, 2000; Hardee's Tournament of Champions, 2000
Raymond Felton: Preseason NIT, 2002; Maui Invitational, 2004
Jackie Manuel: Preseason NIT, 2002
Rashad McCants: Preseason NIT, 2002; Maui Invitational, 2004
Tyler Hansbrough: Preseason NIT, 2006; Las Vegas Invitational, 2007; Maui Invitational, 2008
Brandon Wright: Preseason NIT, 2006
Wayne Ellington: Las Vegas Invitational, 2007
Danny Green: Las Vegas Invitational, 2007; Maui Invitational, 2008
Ty Lawson: Maui Invitational, 2008

Sally Sather



1982 National Player of the Year and Hall of Famer James Worthy

POSTSEASON

ALL-TOURNAMENT TEAMS

(All first-team selections unless otherwise noted)

Lennie Rosenbluth: NCAA Final Four, 1957
Pete Brennan: NCAA Final Four, 1957
Bob Lewis: NCAA East Regional, 1967
Rusty Clark: NCAA East Regional, 1967, 1968; NCAA Final Four, 1967 (2nd Team)
Larry Miller: NCAA East Regional, 1967, 1968; NCAA Final Four, 1968
Charles Scott: NCAA East Regional, 1968, 1969; NCAA Final Four, 1968 (2nd Team)
Bill Bunting: NCAA East Regional, 1969
Bill Chamberlain: NIT, 1971
Dennis Wuycik: NCAA East Regional, 1972
Robert McAdoo: NCAA East Regional, 1972; NCAA Final Four, 1972
George Karl: NCAA East Regional, 1972; NIT, 1973
Bobby Jones: NIT, 1973
Brad Hoffman: NCAA East Regional, 1975
Mitch Kupchak: NCAA East Regional, 1975
Phil Ford: NCAA East Regional, 1975 (2nd Team)
Walter Davis: NCAA East Regional, 1977
John Kuester: NCAA East Regional, 1977
Mike O'Koren: NCAA Final Four, 1977
Al Wood: NCAA West Regional, 1981; NCAA Final Four, 1981
James Worthy: NCAA West Regional, 1981; NCAA East Regional, 1982; NCAA Final Four, 1982
Sam Perkins: NCAA West Regional, 1981; NCAA East Regional, 1982; NCAA Final Four, 1982
Jimmy Black: NCAA East Regional, 1982
Michael Jordan: NCAA Final Four, 1982; NCAA East Regional, 1983
Brad Daugherty: NCAA Southeast Sub-Regional, 1985; NCAA Southeast Regional, 1985; NCAA West Regional, 1986
Kenny Smith: NCAA Southeast Sub-Regional, 1985; NCAA Southeast Regional, 1985
J.R. Reid: NCAA East Regional, 1987; NCAA West Regional, 1988; NCAA Southeast Regional, 1989
Rick Fox: NCAA East Regional, 1991
Hubert Davis: NCAA East Regional, 1991
Eric Montross: NCAA Southeast Regional, 1992; NCAA East Regional, 1993; NCAA Final Four, 1993

George Lynch: NCAA East Regional, 1993; NCAA Final Four, 1993
Donald Williams: NCAA East Regional, 1993; NCAA Final Four, 1993; NCAA Southeast Regional, 1995
Jerry Stackhouse: NCAA Southeast Regional, 1995
Rasheed Wallace: NCAA Southeast Regional, 1995
Shammond Williams: NCAA East Regional, 1997; NCAA East Regional, 1998
Antawn Jamison: NCAA East Regional, 1997; NCAA East Regional, 1998
Vince Carter: NCAA East Regional, 1997; NCAA East Regional, 1998
Ed Cota: NCAA East Regional, 1997; NCAA East Regional, 1998; NCAA South Regional, 2000
Jason Capel: NCAA South Regional, 2000
Joseph Forte: NCAA South Regional, 2000
Sean May: NCAA East Regional, 2005; NCAA Final Four, 2005
Rashad McCants: NCAA East Regional, 2005; NCAA Final Four, 2005
Raymond Felton: NCAA Final Four, 2005
Tyler Hansbrough: NCAA East Regional, 2007, 2008; NCAA South Regional, 2009; NCAA Final Four, 2009
Brandon Wright: NCAA East Regional, 2007
Wayne Ellington: NCAA East Regional, 2008; NCAA Final Four, 2009
Ty Lawson: NCAA East Regional, 2008; NCAA South Regional, 2009; NCAA Final Four, 2009
Danny Green: NCAA South Regional, 2009
Deon Thompson: NIT, 2010
Will Graves: NIT, 2010

COLLEGE SPORTS INFORMATION DIRECTORS OF AMERICA (CoSIDA) ACADEMIC ALL-AMERICA TEAMS

(All first-team selections unless otherwise noted)

Billy Cunningham: 1965
Charles Scott: 1970
Steve Previs: 1972
Dennis Wuycik: 1972
Kim Hubbard: 1972 (3rd Team)
Brad Hoffman: 1975
Ed Stahl: 1975

Tommy LaGarde: 1975, 1976
Bruce Buckley: 1976 (2nd Team)
Steve Hale: 1986
Henrik Rodl: 1993 (3rd Team)
Eric Montross: 1994


NCAA POST-GRADUATE SCHOLARSHIP WINNERS

Bob Bennett: 1966
John O'Donnell: 1974
Bruce Buckley: 1977
Steve Hale: 1986
Pearce Landry: 1995

ACADEMIC ALL-ACC TEAM

Charlie Shaffer: 1963, 1964
Billy Cunningham: 1965
Tom Gauntlett: 1967
Charles Scott: 1970
Dave Chadwick: 1971
Kim Hubbard: 1972
Steve Previs: 1972
Dennis Wuycik: 1972
John O'Donnell: 1973, 1974
Brad Hoffman: 1975
Ed Stahl: 1975
Tommy LaGarde: 1975, 1976, 1977
Bruce Buckley: 1976, 1977
Eric Kenny: 1981
Matt Doherty: 1984
Steve Hale: 1984, 1985, 1986
James Daye: 1986
Jeff Lebo: 1988
David May: 1988, 1989
Henrik Rodl: 1990, 1991, 1992, 1993
Jason Burgess: 1992
Eric Montross: 1993, 1994
Matt Wenstrom: 1993
Pearce Landry: 1994, 1995
Pat Sullivan: 1995
Will Johnson: 2001, 2003

Jason Capel: 2002
Kris Lang: 2002
Byron Sanders: 2004, 2006
Melvin Scott: 2005
Tyler Zeller: 2009, 2010



Naismith Hall of Famer Larry Brown



ACC HONOR ROLL

ACC 50TH ANNIVERSARY TEAM

Lennie Rosenbluth: 1955-57
Billy Cunningham: 1963-65
Larry Miller: 1966-68
Charles Scott: 1968-70
Bobby Jones: 1972-74
Walter Davis: 1974-77
Phil Ford: 1974-78
James Worthly: 1980-82
Sam Perkins: 1981-84
Michael Jordan: 1982-84
Brad Daugherty: 1983-86
Antawn Jamison: 1996-98

ACC PLAYERS OF THE YEAR

Lennie Rosenbluth: 1957
Pete Brennan: 1958
Lee Shaffer: 1960
Billy Cunningham: 1965
Larry Miller: 1967, 1968
Mitch Kupchak: 1976
Phil Ford: 1978
Michael Jordan: 1984
Antawn Jamison: 1998
Joseph Forte: 2001 (co-winner)
Tyler Hansbrough: 2008
Ty Lawson: 2009

ACC COACHES OF THE YEAR

Frank McGuire: 1957
Dean Smith: 1967, 1968, 1971, 1976, 1977, 1979, 1988, 1993
Bill Guthridge: 1998
Roy Williams: 2006

ACC ATHLETES OF THE YEAR

(The Anthony J. McKeelin Award)
Lennie Rosenbluth: 1957
Larry Miller: 1967
Charles Scott: 1970 (co-winner)
Phil Ford: 1977, 1978
James Worthly: 1982
Michael Jordan: 1984
Antawn Jamison: 1998
Sean May: 2005
Tyler Hansbrough: 2008

ACC ROOKIES OF THE YEAR

Sam Perkins: 1981
Michael Jordan: 1982
J.R. Reid: 1987
Ed Cota: 1997
Joseph Forte: 2000
Marvin Williams: 2005
Tyler Hansbrough: 2006
Brandon Wright: 2007

ACC TOURNAMENT MVPs

Lennie Rosenbluth: 1957
Larry Miller: 1967, 1968
Charles Scott: 1969
Lee Dedmon: 1971 (co-winner)
Robert McAdoo: 1972
Phil Ford: 1975
John Kuester: 1977
Dudley Bradley: 1979
Sam Perkins: 1981
James Worthly: 1982
J.R. Reid: 1989
Rick Fox: 1991
Jerry Stackhouse: 1994
Shammond Williams: 1997
Antawn Jamison: 1998
Brandon Wright: 2007
Tyler Hansbrough: 2008

ALL-ACC TEAMS


(All first-team selections unless otherwise noted)
Jerry Vayda: 1954 (2nd Team)
Lennie Rosenbluth: 1955, 1956, 1957
Tommy Kearns: 1957, 1958
Pete Brennan: 1957 (2nd Team), 1958
Doug Moe: 1959, 1961

Jeffrey Camarati



Two-time Academic All-ACC choice Tyler Zeller

Lee Shaffer: 1959 (2nd Team), 1960
York Larese: 1959, 1960, 1961
Larry Brown: 1962 (2nd Team), 1963
Jim Hudock: 1962 (2nd Team)
Billy Cunningham: 1963, 1964, 1965
Bob Lewis: 1965 (2nd Team), 1966, 1967
Larry Miller: 1966 (2nd Team), 1967, 1968
Rusty Clark: 1968 (2nd Team)
Charles Scott: 1968, 1969, 1970
Bill Bunting: 1969
Dick Grubar: 1969 (2nd Team)
Dennis Wuycik: 1971, 1972
George Karl: 1971 (2nd Team), 1972 (2nd Team), 1973
Robert McAdoo: 1972
Bill Chamberlain: 1972 (2nd Team)
Bobby Jones: 1973 (2nd Team), 1974
Darrell Elston: 1974 (2nd Team)
Mitch Kupchak: 1975, 1976
Walter Davis: 1976 (2nd Team), 1977
Phil Ford: 1976, 1977, 1978
Tommy LaGarde: 1977 (2nd Team)
Mike O'Koren: 1978, 1979 (2nd Team), 1980
Al Wood: 1979, 1980 (2nd Team), 1981
James Worthly: 1981 (2nd Team), 1982
Sam Perkins: 1982, 1983, 1984
Michael Jordan: 1983, 1984
Brad Daugherty: 1985, 1986
Kenny Smith: 1985 (2nd Team), 1986 (2nd Team), 1987
Steve Hale: 1986 (2nd Team)
Joe Wolf: 1987
J.R. Reid: 1987 (2nd Team), 1988
Jeff Lebo: 1988 (2nd Team)
Steve Bucknall: 1989 (2nd Team)
Kevin Madden: 1989 (2nd Team)
Rick Fox: 1990 (3rd Team), 1991
Pete Chilcutt: 1991 (3rd Team)
Hubert Davis: 1992 (2nd Team)
George Lynch: 1992 (3rd Team), 1993
Eric Montross: 1993, 1994 (2nd Team)
Derrick Phelps: 1994 (2nd Team)
Rasheed Wallace: 1995
Jerry Stackhouse: 1995
Dante Calabria: 1996 (3rd Team)
Jeff McInnis: 1995 (3rd Team), 1996 (2nd Team)
Antawn Jamison: 1996, 1997, 1998
Serge Zwikker: 1997 (3rd Team)
Vince Carter: 1997 (3rd Team), 1998
Shammond Williams: 1997 (3rd Team), 1998 (2nd Team)
Ed Cota: 1998 (2nd Team), 1999 (2nd Team), 2000 (2nd Team)
Ademola Okulaja: 1999
Brendan Haywood: 2000 (3rd Team),



Two-time ACC Player of the Year Larry Miller

2001 (2nd Team)
Joseph Forte: 2000 (2nd Team), 2001
Jason Capel: 2001 (3rd Team), 2002 (3rd Team)
Raymond Felton: 2003 (3rd Team), 2004 (3rd Team), 2005
Sean May: 2004 (2nd Team), 2005
Rashad McCants: 2004, 2005 (3rd Team)
Jawad Williams: 2005 (3rd Team)
David Noel: 2006 (2nd Team)
Reyshawn Terry: 2006 (3rd Team)
Tyler Hansbrough: 2006, 2007, 2008, 2009
Brandon Wright: 2007 (2nd Team)
Wayne Ellington: 2008 (2nd Team)
Ty Lawson: 2009
Danny Green: 2009 (3rd Team)

ALL-ACC TOURNAMENT TEAMS

(All first-team selections unless otherwise noted)
Skippy Winstead: 1954
Lennie Rosenbluth: 1956, 1957
Tommy Kearns: 1957 (2nd Team), 1958
Joe Quigg: 1957 (2nd Team)
Bob Cunningham: 1957 (2nd Team)
Pete Brennan: 1957, 1958
Ray Stanley: 1958 (2nd Team)
Lee Shaffer: 1959, 1960
Doug Moe: 1959 (2nd Team)
York Larese: 1959 (2nd Team), 1960
Larry Brown: 1963 (2nd Team)
Billy Cunningham: 1963, 1964
Bob Lewis: 1966 (2nd Team), 1967
Larry Miller: 1966 (2nd Team), 1967, 1968
Rusty Clark: 1967 (2nd Team), 1968 (2nd Team)
Dick Grubar: 1967 (2nd Team), 1968, 1969 (2nd Team)
Charles Scott: 1968, 1969, 1970 (2nd Team)
Bill Bunting: 1969 (2nd Team)
Lee Dedmon: 1971
George Karl: 1971 (2nd Team), 1972
Robert McAdoo: 1972
Steve Previs: 1972 (2nd Team)
Dennis Wuycik: 1972
Mitch Kupchak: 1975, 1976
Walter Davis: 1975 (2nd Team), 1976 (2nd Team), 1977 (2nd Team)
Phil Ford: 1975, 1977, 1978 (2nd Team)
John Kuester: 1977
Mike O'Koren: 1977, 1979
Dudley Bradley: 1979
Dave Colescott: 1979

Al Wood: 1979 (2nd Team), 1980, 1981 (2nd Team)
Jimmy Black: 1981 (2nd Team)
James Worthly: 1981, 1982
Sam Perkins: 1981, 1982, 1983 (2nd Team)
Michael Jordan: 1982, 1983 (2nd Team), 1984 (2nd Team)
Matt Doherty: 1982 (2nd Team), 1983 (2nd Team), 1984
Brad Daugherty: 1985
Kenny Smith: 1985, 1987 (2nd Team)
Joe Wolf: 1987
Jeff Lebo: 1987, 1988 (2nd Team), 1989
J.R. Reid: 1987 (2nd Team), 1988, 1989
Scott Williams: 1988
Steve Bucknall: 1989 (2nd Team)
Rick Fox: 1989 (2nd Team), 1991
Hubert Davis: 1991, 1992
Pete Chilcutt: 1991 (2nd Team)
King Raice: 1991 (2nd Team)
George Lynch: 1992, 1993 (2nd Team)
Eric Montross: 1993, 1994 (2nd Team)
Brian Reese: 1993
Donald Williams: 1993 (2nd Team), 1995 (2nd Team)
Derrick Phelps: 1994
Jerry Stackhouse: 1994, 1995
Rasheed Wallace: 1994 (2nd Team), 1995
Dante Calabria: 1995 (2nd Team)
Jeff McInnis: 1995 (2nd Team)
Antawn Jamison: 1997, 1998
Shammond Williams: 1997, 1998
Ed Cota: 1997 (2nd Team), 1998 (2nd Team), 1999 (2nd Team)
Serge Zwikker: 1997 (2nd Team)
Vince Carter: 1998 (2nd Team)
Ademola Okulaja: 1998 (2nd Team), 1999
Kris Lang: 1999 (2nd Team)
Max Owens: 1999
Joseph Forte: 2001
Brendan Haywood: 2001 (2nd Team)
Jason Capel: 2001 (2nd Team)
Raymond Felton: 2003, 2005
Jawad Williams: 2003 (2nd Team)
Reyshawn Terry: 2006 (2nd Team)
Tyler Hansbrough: 2006, 2008, 2009
Wayne Ellington: 2007, 2008, 2009 (2nd Team)
Ty Lawson: 2007
Brandon Wright: 2007
Marcus Ginyard: 2008

ALL-ACC FRESHMAN TEAMS

(All first-team selections unless otherwise noted)
Dante Calabria: 1993 (2nd Team)
Jerry Stackhouse: 1994
Rasheed Wallace: 1994
Jeff McInnis: 1994 (Honorable Mention)
Antawn Jamison: 1996
Ed Cota: 1997
Kris Lang: 1999
Joseph Forte: 2000
Jawad Williams: 2002
Raymond Felton: 2003
Rashad McCants: 2003
Marvin Williams: 2005
Tyler Hansbrough: 2006
Bobby Frasor: 2006
Ty Lawson: 2007
Brandon Wright: 2007
Ed Davis: 2009

ALL-ACC DEFENSIVE TEAMS

Brendan Haywood: 2001
Jackie Manuel: 2004, 2005
Marcus Ginyard: 2008
Danny Green: 2009



ALL-TIME LETTERMEN

AAAA

Aitken, Stewart	1933-1935
Alexander, Tom	1930-32
Allen, Bill	1945
Altomose, Bob	1943-44
Alvarez, Manny	1945
Anderson, Don	1944-46
Andrews, Ezra	1914-16
Austin, John	1971

BBBB

Barber, Howard	1925
Barlow, Jeb	1981-82
Barnes, Octavus	1995
Barrett, Jon	1971-72
Beale, William	1933-34
Bell, Mickey	1973-75
Bennett, Benton	1949-50
Bennett, Bob	1964-66
Bershak, Andy	1936-38
Berstickler, Brian	1998-99, 01-02
Black, Jimmy	1979-82
Blood, Ernest	1934-35
Bohlander, Justin	2004
Boone, Adam	2001-02
Boone, Pete	1938
Bostick, Jim	1967
Bowers, Bruce	1962
Bowman, Dave	1940
Box, Boyce	1944
Braddock, Jim	1980-83
Bradley, Dudley	1976-79
Brandt, George	1932-33
Branson, Les	1939
Brennan, Pete	1956-58
Brooker, Michael	1998-01
Brown, Bill	1963-65
Brown, Joe	1967-69
Brown, Larry	1961-63
Brown, Lou	1959-60
Brown, William	1929-30
Brownlee, John	1982-83
Brust, Chris	1979-82
Buckley, Bruce	1974-77
Bucknall, Steve	1986-89
Budko, Pete	1978-81
Bunting, Bill	1967-69
Burgess, Jason	1992
Burke, Dewey	2006-07
Burns, Charlie	1962-63

CCCC

Calabria, Dante	1993-96
Callahan, Peppy	1962-63
Campbell, Greg	1966
Campbell, Marc	2008-10
Capel, Jason	1999-02
Carmichael, Billy	1920-22
Carmichael, Cartwright	1922-24
Carrington, George	1911-13
Carson, Coy	1948-49
Carter, Jippy	1951, 1953
Carter, Vince	1996-98
Cathey, George	1928-29
Chadwick, Dave	1969-71
Chamberlain, Bill	1970-72
Chambers, Bill B.	1973-76
Chambers, Bill L.	1970-72
Chambers, Lenoir	1912-14
Chandler, Stuart	1931-33
Cherry, Scott	1990-93
Chilcutt, Pete	1988-91
Choate, Page	1930-31
Clark, Buddy	1955
Clark, Franklin "Rusty"	1967-69
Cleland, Thomas	1930-31
Cobb, Jack	1924-26
Cole, Mervin	1948
Colescott, Dave	1977-80
Coley, Woody	1975-77
Conlon, Martin	1961
Cooke, Mike	1962-64
Copeland, Mike	2006-09
Corson, Craig	1970-72
Cota, Ed	1997-00
Cox, John	1971
Creticos, Soc	1944
Crompton, Gants	1974, 1978
Crotty, John	1958-60
Cuneo, Frank	1940
Cunningham, Billy	1963-65
Cunningham, Bob	1956-58
Curry, Ronald	1999, 2001
Cuthbertson, Reynolds	1917-19

DDDD

Dameron, Emerson	1930-31
Daugherty, Brad	1983-86
Davis, Ed	2009-10
Davis, Hubert	1989-92
Davis, Larry	1993-94
Davis, Robert	1914-16
Davis, Walter	1974-77
Daye, James	1985-86
Deasy, Howard	1949-52
Dedmon, Lee	1969-71
Delany, Jim	1968-70
Denny, Jeff	1987-90

Devin, Billy	1924-25
Dewell, John	1944
Dillon, John "Hook"	1945-48
Dilworth, Ben	1938-40
Dodderer, Bill	1924-26
Doherty, Matt	1981-84
Donnan, Dick	1944
Donohue, Hugh	1959-60, 62
Donohue, Jim	1960-62
Doughton, Ged	1976-79
Dowd, William	1914, 1919
Drew, Larry II	2009-10
Duls, Ferdinand	1911

EEEE

Earey, Mike	1970
Edwards, Ben	1913-14
Edwards, Jesse	1930-32
Eggleston, Don	1969-71
Ellington, Wayne	2007-09
Elston, Darrell	1972-74
Elstun, Doug	1988
Erwin, Roy	1912
Erwin, Jesse	1920
Everett, Charlie	2005
Everett, Jim	2000-01
Everett, Joe	2002
Evtimov, Vasco	1997, 1999
Exum, Cecil	1981-84

FFFF

Ferraro, Hal	1949-51
Felton, Raymond	2003-05
Fingleton, Neil	2002
Fitch, Jack	1944
Fletcher, Ralph	1966-68
Floyd, John	1911
Fogler, Eddie	1968-70
Ford, Phil	1975-78
Forte, Joseph	2000-01
Foster, Brooks	2005
Fox, Rick	1988-91
Fraser, Bobby	2006-09
Frederick, Brad	1997-99
Frederman, Ellis	1943
Frye, Jim	1966-68
Fuller, Walter	1915

GGGG

Galantai, Bill	1963-64
Gallagher, James	2010
Garvin, Dick	1945
Gauntlett, Tom	1965-67
Gersten, Bobby	1940-42
Geth, Ed	1993, 1995-96
Ginyard, Marcus	2006-08, 10
Gipple, Dale	1969-71
Glance, Ivan "Jack"	1933-35
Glamack, George	1939-41
Glancy, Gene	1953
Goodwin, Frank	1955
Graham, Tom	1923
Grandin, Elliott	1916
Grant, Damion	2003-05
Graves, Will	2008-10
Green, Danny	2006-09
Green, John	1930
Green, Winton	1922-23
Greene, Hilliard	1955-56
Greene, John	1989-90
Gribble, Dickson	1966
Griffith, James	1919-20
Grimaldi, Vince	1951-53
Grubar, Dick	1967-69
Grubb, Foy	1937-38

HHHH

Hackney, Bunn	1925-27
Hackney, Rufus	1927-29
Hale, Steve	1983-86
Hamilton, Jim	1947
Hanby, Howard	1921
Hanners, Dave	1974-76
Hansbrough, Tyler	2006-09
Harper, Puny	1929-30
Harris, Kenny	1990-91
Harris, William	1935
Harrison, Ray	1973-74
Harrison, William	1935
Harrison, William Jr.	1964
Harry, Eric	1975-76
Hartley, Dick	1943, 1947
Harvel, William	1926
Hassell, Pud	1964-65
Hassell, Ray	1964-66
Haywood, Brendan	1998-01
Hayworth, Jim	1946-47
Hayworth, Lewis	1942-44
Henderson, Willis	1955
Henry, David	1932-33
Hensley, Marty	1987, 89-90
Henson, John	2010
Hines, Wilmer	1931-33
Hite, Ray	1972-74
Hoffman, Brad	1973-75
Holland, Gehrmann	1957, 1959
Holley, Jesse	2004-05
Holmes, Jonathan	2000-03

IIII

Jamison, Antawn	1996-98
Jamison, Raoger	1972
Jenkins, Joe	1988
Johnson, Earl	1964
Johnson, John	1916
Johnson, Will	2000-03
Johnston, Donn	1971-73
Jones, Bobby	1972-74
Jones, Charles	1932
Jones, Harry	1961-62
Jordan, Jim	1945-46
Jordan, Michael	1982-84

KKKK

Kappler, Hugo	1949-51
Karl, George	1971-73
Katz, Art	1962-64
Kaveny, Paul	1935-36
Kearns, Tommy	1956-58
Kenny, Eric	1979-81
Kepley, Dick	1958-59, 1961
Kocornik, Dick	1954
Koehler, Norm	1947-48
Koonce, Donald	1924
Krafcsisin, Steve	1977
Krause, Dieter	1961-63
Kuester, John	1974-77
Kupchak, Mitch	1973-76

LLLL

Laczkowski, Matt	2000
LaGarde, Tommy	1974-77
Landry, Pearce	1994-95
Lang, Kris	1999-02
Larese, York	1959-61
Lawson, Ty	2007-09
Lebo, Jeff	1986-89
Lewis, Bob	1965-67
Lifson, Al	1952-55
Lifson, Paul	1952-55
Lineberger, Henry	1924, 26
Lipfert, Benjamin	1918-21
Little, Greg	2008
lobin, Ben	1955
Long, Albert	1954
Long, Henry	1911-14
Long, Meb	1913-16
Long, Morris	1933-34
Lotz, Danny	1957-59
Lougee, Edgar	1943
Lutz, Loren	1976
Lynch, George	1990-93
Lynch, Percy	1918-19
Lynn, Clyde	1995-96

MMMM

Madden, Kevin	1986, 1988-90
Maddie, Bud	1951, 1953-54
Mahlner, Carl	1922-23
Makkonen, Timo	1981-84
Manuel, Jackie	2002-05
Markham, William	1932
Markin, Walter	1945
Marls, Don	1943
Marpert, Artie	1929-31
Martin, Warren	1982-83, 85-86
Mathes, Albert	1940
May, David	1988-89
May, Sean	2003-05
McAdoo, Robert	1972
McCabe, Gerry	1954-56
McCachren, Dave	1932-34
McCachren, George	1943
McCachren, Jim	1934-36
McCachren, William	1937, 39
McCants, Rashad	2003-05
McComb, Ken	1961
McDonald, Leslie	2010
McDonald, Monk	1921-24
McDonald, Sam	1923-26
McDuffie, Lewis	1917
McInnis, Jeff	1994-96
McKinney, Bones	1946
McKnight, Roy	1911-12
McLamb, Phillip	2002-04
McNairy, Charlie	1995-97
McSweeney, Bryan	1962-64
Melendez, Orlando	1999-02
Meroney, David	1937
Miller, Jonathan	2003-04
Miller, Larry	1966-68
Miller, Wes	2005-07
Minor, William	1935
Mirken, Mark	1965-67
Mock, Bernie	1944
Moe, Doug	1959-61
Moe, Donnie	1966-67

Homewood, Roy	1913-15
Hoover, C.J.	2004-05
Howard, Jimmy	1939-41
Huband, Kim	1970-72
Hudock, Jim	1960-62
Hughes, Red	1946
Hunter, Curtis	1983, 85-87
Hutchinson, Joel	1930
Hyatt, Rodney	1987-88

NNNN

Nagy, Fritz	1943
Nathan, Mark	1948
Ndiaye, Makhtar	1997-98
Neal, David	1995-96
Nearman, Sherman "Nemo"	1947-50
Neiman, Abe	1927-50
Neiman, David	1932
Nelson, Melvin	1934-36
Newby, Terrence	1997-00
Newcombe, Arthur	1926
Noel, David	2003-06
Norfolk, Ira	1945
Norwood, Michael	1986-87
Nyimicz, Dan	1948-49

OOOO

O'Donnell, John	1972-74
O'Koren, Mike	1977-80
Okulaja, Ademola	1996-99
Owens, Max	1998-01

PPPP

Paine, George	1941-42
Patterson, Richard	1950-51
Paxton, Bob	1945-48
Pepper, Mike	1978-81
Peppers, Julius	2000-01
Perkins, Sam	1981-84
Perry, Henry	1917-18
Perry, Sidney	1922
Pessar, Hank	1940-41
Peterson, Buzz	1982-85
Petree, Terrence	2010
Phelps, Derrick	1991-94
Phillips, Bob	1951-53
Poole, Jimmy	1923-25
Poole, Grey	1958-60
Popson, David	1984-87
Poteet, Yogi	1960-61, 1963
Potts, Ramsay	1936-37
Previs, Steve	1970-72
Price, Damien	2002-04
Price, James	1927-29
Purser, Carr	1927-28
Purser, John	1922-23, 1925

QQQQ

Quigg, Joe	1956-57
------------	---------

RRRR

Radovich, Tony	1953-57
Ranson, Lucius	1913
Redding, Frank	1952
Redmon, Herman	1913
Reese, Brian	1991-94
Reid, J.R.	1987-89
Respass, Ray	1963-65
Rice, King	1988-91
Ritch, Marvin	1911
Roberson, Foy	1939-40
Robinson, Lynwood	1982
Robinson, Will	2006
Rodl, Henrik	1990-93
Roper, Gary	1985
Rose, Bob	1940-42
Rosemond, Ken	1956-57
Rosenbluth, Lennie	1955-57
Rourke, William	1920
Rozier, Clifford	1991
Ruth, Earl	1936-38
Ryan, Fred	1949

SSSS

Salvadori, Kevin	1991-94
Salz, Harvey	1958-60
Sanders, Byron	2003-06
Satterfield, Henry	1928-29
Scholbe, Roger	1946-48
Schwartz, Ernie	1951-53
Scott, Charles	1968-70
Scott, Melvin	2002-05
Scruggs, Boyce	1916
Searcy, Roy	1956-58
Severin, Paul	1939-41
Shaffer, Charlie	1962-64
Shaffer, Dean	1981-82
Shaffer, Lee	1958-60
Shaver, Tony	1974
Shepard, Carlyle	1917, 20-21
Shytle, Ed	1941-42
Sides, Robert	1927
Smith, James	1974
Smith, Julian	1941-42
Smith, Junius	1911-13
Smith, Kenny	1984-87
Smith, Larry	1992

Moody, Eric	1991-94
Moody, Patrick	2008-09
Moore, James	1931
Moore, Jim	1966
Morris, Billy	1926-28
Morris, Cliff	1984-85
Morris, John	1919-21
Morrison, Brian	2001-02
Morrison, Ian	1965
Mullis, Pete	1936-38

NNNN

Nagy, Fritz	1943
Nathan, Mark	1948
Ndiaye, Makhtar	1997-98
Neal, David	1995-96
Nearman, Sherman "Nemo"	1947-50
Neiman, Abe	1927-50
Neiman, David	1932
Nelson, Melvin	1934-36
Newby, Terrence	1997-00
Newcombe, Arthur	1926
Noel, David	2003-06
Norfolk, Ira	1945
Norwood, Michael	1986-87
Nyimicz, Dan	1948-49

OOOO

O'Donnell, John	1972-74
O'Koren, Mike	1977-80
Okulaja, Ademola	1996-99
Owens, Max	1998-01

PPPP

Paine, George	1941-42
Patterson, Richard	1950-51
Paxton, Bob	1945-48
Pepper, Mike	1978-81
Peppers, Julius	2000-01
Perkins, Sam	1981-84
Perry, Henry	1917-18
Perry, Sidney	1922
Pessar, Hank	1940-41
Peterson, Buzz	1982-85
Petree, Terrence	2010
Phelps, Derrick	1991-94
Phillips, Bob	1951-53
Poole, Jimmy	1923-25
Poole, Grey	1958-60
Popson, David	1984-87
Poteet, Yogi	1960-61



UNC TEAM AWARDS

BURGESS McSWAIN SCHOLAR-ATHLETE AWARD

(Presented annually to the varsity team member recommended by coaches as one who best exemplifies the term "student-athlete." Given in memory of former academic advisor Burgess McSwain.)

1985-86	Steve Hale
1986-87	Jeff Lebo
1987-88	Jeff Lebo
1988-89	Jeff Lebo
1989-90	Scott Williams
1990-91	Henrik Rodl
1991-92	Henrik Rodl
1992-93	Henrik Rodl
1993-94	Eric Montross
1994-95	Pearce Landry
1995-96	Dante Calabria
1996-97	Charlie McNairy
1997-98	Brad Frederick
1998-99	Brad Frederick
1999-00	Brian Bersticker
2000-01	Michael Brooker
2001-02	Will Johnson
2002-03	Will Johnson
2003-04	Phillip McLamb
2004-05	Byron Sanders
2005-06	Byron Sanders
2006-07	Wes Miller
2007-08	Bobby Frasier
2008-09	Jack Wooten
2009-10	Tyler Zeller

BUTCH BENNETT AWARD

(Given to the freshman member of the varsity or junior varsity team who exemplifies determination, sportsmanship and sacrifice for the good of the team. Given in memory of a member of the 1967-68 freshman team who died of leukemia. Winner is determined by a vote of his teammates.)

1967-68	Lee Dedmon
1968-69	Steve Previs
1969-70	Donn Johnston
1970-71	Bobby Jones
1971-72	Brad Hoffman
1972-73	Tony Shaver
1973-74	Woody Coley
1974-75	Phil Ford
1975-76	Ged Doughton
1976-77	Mike O'Koren
1977-78	Al Wood
1978-79	Jimmy Black



Jeffrey Camaratti

Tyler Zeller won the Burgess McSwain Scholar-Athlete Award in 2010.

Sally Sather



Michael Jordan and Sam Perkins were UNC's co-MVPs in both 1983 and 1984.

1979-80	James Worthly
1980-81	Matt Doherty
1981-82	Michael Jordan
1982-83	Brad Daugherty
1983-84	Kenny Smith
1984-85	Ranzino Smith
1985-86	Jeff Lebo
1986-87	J.R. Reid
1987-88	Rick Fox
1988-89	Hubert Davis
1989-90	George Lynch
1990-91	Pat Sullivan
1991-92	Donald Williams
1992-93	Dante Calabria
1993-94	Rasheed Wallace
1994-95	Shammond Williams
1995-96	Antawn Jamison
1996-97	Ed Cota
1997-98	Brian Bersticker
1998-99	Kris Lang
1999-00	Jonathan Holmes
2000-01	Brian Morrison
2001-02	Jawad Williams
2002-03	David Noel
2003-04	Reyshawn Terry
2004-05	Marvin Williams
2005-06	Tyler Hansbrough
2006-07	Brandan Wright
2007-08	no recipient
2008-09	Tyler Zeller
2009-10	Travis Wear

CARMICHAEL-COBB AWARD

(Given by Whit Cobb in memory of Cartwright Carmichael and Jack Cobb, Carolina's first All-Americans and stars on the first national championship team in 1924. Awarded to the outstanding defensive player according to coaches' game statistics.)

1967-68	Rusty Clark & Dick Grubar
1968-69	Bill Bunting
1969-70	Charles Scott
1970-71	Steve Previs
1971-72	Steve Previs
1972-73	Bobby Jones
1973-74	Bobby Jones
1974-75	Mickey Bell
1975-76	John Kuester
1976-77	John Kuester
1977-78	Dudley Bradley

1978-79	Dudley Bradley
1979-80	Mike O'Koren
1980-81	Al Wood
1981-82	Jimmy Black
1982-83	Matt Doherty
1983-84	Michael Jordan
1984-85	Steve Hale
1985-86	Steve Hale
1986-87	Joe Wolf
1987-88	Steve Bucknall
1988-89	Jeff Lebo
1989-90	King Rice
1990-91	Rick Fox
1991-92	Derrick Phelps
1992-93	Derrick Phelps
1993-94	Derrick Phelps
1994-95	Rasheed Wallace
1995-96	Dante Calabria
1996-97	Ademola Okulaja
1997-98	Vince Carter, Makhtar Ndiaye
1998-99	Brendan Haywood
1999-00	Brendan Haywood
2000-01	Brendan Haywood
2001-02	Kris Lang
2002-03	Raymond Felton
2003-04	Jackie Manuel
2004-05	Jackie Manuel
2005-06	Wes Miller
2006-07	Marcus Ginyard
2007-08	Marcus Ginyard
2008-09	Bobby Frasier
2009-10	Marcus Ginyard

MOST VALUABLE PLAYER

(Winner determined by a vote of team members.)

1950-51	Hugo Kappler
1951-52	Al Lifson
1952-53	Vince Grimaldi
1953-54	Jerry Vayda
1954-55	Lennie Rosenbluth
1955-56	Lennie Rosenbluth
1956-57	Lennie Rosenbluth
1957-58	Pete Brennan
1958-59	Harvey Salz
1959-60	Lee Shaffer
1960-61	Doug Moe
1961-62	Jim Hudock
1962-63	Billy Cunningham
1963-64	Billy Cunningham
1964-65	Billy Cunningham
1965-66	Bob Lewis
1966-67	Bob Lewis, Larry Miller
1967-68	Larry Miller
1968-69	Charles Scott
1969-70	Charles Scott
1970-71	Dennis Wuycik
1971-72	Robert McAdoo, Dennis Wuycik
1972-73	Bobby Jones
1973-74	Bobby Jones
1974-75	Mitch Kupchak
1975-76	Mitch Kupchak
1976-77	Walter Davis
1977-78	Phil Ford
1978-79	Dudley Bradley
1979-80	Mike O'Koren
1980-81	Al Wood
1981-82	James Worthly
1982-83	Michael Jordan, Sam Perkins
1983-84	Michael Jordan, Sam Perkins
1984-85	Brad Daugherty
1985-86	Brad Daugherty
1986-87	Kenny Smith
1987-88	J.R. Reid
1988-89	Steve Bucknall
1989-90	Rick Fox
1990-91	Rick Fox
1991-92	Hubert Davis
1992-93	George Lynch
1993-94	Derrick Phelps
1994-95	Jerry Stackhouse
1995-96	Jeff McInnis

Peyton Williams



Deon Thompson was Carolina's MVP for the 2009-10 season.

1996-97	Antawn Jamison
1997-98	Antawn Jamison
1998-99	Ademola Okulaja
1999-00	Ed Cota
2000-01	Joseph Forte
2001-02	Jason Capel, Kris Lang
2002-03	Raymond Felton
2003-04	Rashad McCants
2004-05	Raymond Felton, Sean May
2005-06	David Noel
2006-07	Tyler Hansbrough
2007-08	Tyler Hansbrough
2008-09	Tyler Hansbrough, Ty Lawson
2009-10	Deon Thompson

JIMMIE DEMPSEY AWARD

(The Jimmie Dempsey Award is given now to the team's most improved player. It was given to the team's overall statistical leader through 2005.)

1971-72	Dennis Wuycik
1972-73	Bobby Jones
1973-74	Darrell Elston
1974-75	Mitch Kupchak
1975-76	Walter Davis
1976-77	Walter Davis
1977-78	Mike O'Koren
1978-79	Mike O'Koren
1979-80	Mike O'Koren
1980-81	Al Wood
1981-82	Sam Perkins, James Worthy
1982-83	Sam Perkins
1983-84	Sam Perkins
1984-85	Brad Daugherty
1985-86	Steve Hale
1986-87	Joe Wolf
1987-88	J.R. Reid
1988-89	J.R. Reid
1989-90	Rick Fox
1990-91	Rick Fox
1991-92	George Lynch
1992-93	George Lynch, Brian Reese
1993-94	Derrick Phelps
1994-95	Jerry Stackhouse
1995-96	Ademola Okulaja
1996-97	Vince Carter
1997-98	Vince Carter
1998-99	Ademola Okulaja
1999-00	Joseph Forte
2000-01	Joseph Forte

2001-02	Jason Capel
2002-03	Rashad McCants
2003-04	Rashad McCants
2004-05	Sean May
2005-06	Wes Miller
2006-07	Ty Lawson
2007-08	Quentin Thomas
2008-09	Ed Davis, Wayne Ellington
2009-10	John Henson

FOY ROBERSON AWARD

(Most Inspirational Player Award in memory of a former basketball player who was killed in World War II. Voted upon by teammates and coaches.)

1942-43	George McCachren
1943-44	Jack Fitch
1944-45	Jim Jordan
1945-46	Bob Paxton
1946-47	James White
1947-48	Taylor Thorne
1948-49	Dan Nyimicz
1949-50	John Tsantes
1950-51	Charles Thorne
1951-52	Howard Deasy
1952-53	Vince Grimaldi
1953-54	Skippy Winstead
1954-55	Jerry Vayda
1955-56	Jerry Vayda
1956-57	Lennie Rosenbluth
1957-58	Tommy Kearns
1958-59	Danny Lotz
1959-60	Ray Stanley
1960-61	Dick Kepley
1961-62	Donnie Walsh
1962-63	Peppy Callahan
1963-64	Charlie Shaffer
1964-65	Ray Respass
1965-66	Jimmy Moore
1966-67	Donnie Moe
1967-68	Ralph Fletcher
1968-69	Joe Brown
1969-70	Jim Delany
1970-71	Steve Previs
1971-72	Bill Chambers
1972-73	Donn Johnston
1973-74	Ray Hite
1974-75	Mickey Bell
1975-76	Dave Hanners
1976-77	Woody Coley
1977-78	Ged Doughton
1978-79	Ged Doughton
1979-80	John Virgil
1980-81	Eric Kenny
1981-82	Cecil Exum
1982-83	Cecil Exum
1983-84	Cecil Exum
1984-85	Steve Hale
1985-86	Steve Hale
1986-87	Dave Popson

1987-88	Jeff Lebo
1988-89	Steve Bucknall
1989-90	Jeff Denny
1990-91	King Rice
1991-92	George Lynch
1992-93	Derrick Phelps
1993-94	Brian Reese
1994-95	Pat Sullivan
1995-96	Webb Tyndall
1996-97	Makhtar Ndiaye
1997-98	Ademola Okulaja
1998-99	Ademola Okulaja
1999-00	Jason Capel
2000-01	Jonathan Holmes
2001-02	Will Johnson
2002-03	Will Johnson
2003-04	Jackie Manuel
2004-05	Jackie Manuel
2005-06	Dewey Burke
2006-07	Dewey Burke
2007-08	Quentin Thomas
2008-09	Marcus Ginyard
2009-10	Justin Watts

RICK SHARP AWARD

(Award given in memory of Rick Sharp, the Emmy award-winning producer of CBS College Basketball and CBS Sports and a 1964 UNC graduate. Given to the player who contributed the most to the team in practice sessions and behind the scenes as determined by a vote of the team and coaches.)

1984-85	Cliff Morris
1985-86	James Daye
1986-87	Michael Norwood
1987-88	Joe Jenkins
1988-89	David May
1989-90	Matt Wenstrom
1990-91	Scott Cherry
1991-92	Jason Burgess
1992-93	Scott Cherry, Matt Wenstrom
1993-94	Pat Sullivan
1994-95	Charlie McNairy
1995-96	David Neal
1996-97	Charlie McNairy
1997-98	Brad Frederick
1998-99	Scott Williams
1999-00	Michael Brooker
2000-01	Jim Everett
2001-02	Jonathan Holmes
2002-03	Jonathan Holmes
2003-04	Wes Miller
2004-05	Wes Miller

(Beginning in 2005-06, the Rick Sharp Award was combined with the Foy Roberson Award.)



Scott Williams won the Rick Sharp Award in 1999.

Robert Crawford




STATS FOR 1,000-POINT SCORERS

Year	Name	G	FG	FGA	PCT	3PT	3PA	PCT	FT	FTA	PCT	OR	TR	AVG	AST	TO	PF	STL	BLK	PTS	AVG
05-09	Hansbrough, Tyler	142	939	1752	53.6	12	38	31.6	982	1241	79.1	482	1219	8.6	154	297	348	180	65	2872	20.2
74-78	Ford, Phil	123	865	1640	52.7	0	0	0.0	560	693	80.8	0	261	2.1	753	0	228	163	5	2290	18.6
80-84	Perkins, Sam	135	786	1364	57.6	12	28	42.9	561	705	79.6	0	1167	8.6	160	185	350	125	245	2145	15.9
54-57	Rosenbluth, Lennie	76	721	1571	45.9	0	0	0.0	603	815	74.0	0	790	10.4	0	0	210	0	0	2045	26.9
77-81	Wood, Al	126	825	1474	56.0	0	0	0.0	365	478	76.4	0	624	5.0	171	0	328	126	64	2015	16.0
67-70	Scott, Charles	91	805	1678	48.0	0	0	0.0	397	547	72.6	0	649	7.1	193	0	217	0	0	2007	22.1
65-68	Miller, Larry	91	765	1498	51.1	0	0	0.0	452	661	68.4	0	834	9.2	0	0	224	0	0	1982	21.8
95-98	Jamison, Antawn	104	787	1364	57.7	8	27	29.6	392	635	61.7	376	1027	9.9	93	183	256	93	85	1974	19.0
82-86	Daugherty, Brad	135	760	1226	62.0	0	1	0.0	392	560	70.0	0	1003	7.4	214	295	402	92	146	1912	14.2
73-77	Davis, Walter	119	754	1420	53.1	0	0	0.0	355	459	77.3	0	670	5.6	409	0	247	149	38	1863	15.7
64-67	Lewis, Bob	83	662	1352	49.0	0	0	0.0	512	660	77.6	0	510	6.1	0	0	194	0	0	1836	22.1
81-84	Jordan, Michael	101	720	1333	54.0	34	76	44.7	314	420	74.8	0	509	5.0	181	200	271	169	71	1788	17.7
76-80	O'Koren, Mike	117	643	1124	57.2	0	0	0.0	479	660	72.6	0	815	7.0	348	0	327	183	37	1765	15.1
89-93	Lynch, George	140	711	1369	51.9	11	32	34.4	314	482	65.1	431	1097	7.8	233	318	386	241	60	1747	12.5
02-05	McCants, Rashad	98	614	1263	48.6	221	553	41.5	272	377	72.1	147	397	4.1	204	221	237	145	61	1721	17.6
62-65	Cunningham, Billy	69	656	1387	47.3	0	0	0.0	397	633	62.7	0	1062	15.4	0	0	262	0	0	1709	24.8
87-91	Fox, Rick	140	633	1221	51.8	153	394	38.8	284	375	75.7	0	594	4.2	323	339	405	197	44	1703	12.2
06-09	Ellington, Wayne	115	616	1331	46.3	229	577	39.7	233	288	80.9	126	469	4.1	258	175	168	109	14	1694	14.7
83-87	Smith, Kenny	127	628	1226	51.2	87	213	40.8	293	356	82.3	0	283	2.2	768	373	185	195	6	1636	12.9
90-94	Montross, Eric	139	626	1070	58.5	0	0	0.0	375	601	62.4	381	941	6.8	86	211	408	63	169	1627	11.7
01-05	Williams, Jawad	128	591	1214	48.7	124	355	34.9	320	442	72.4	231	615	4.8	192	288	225	90	86	1626	12.7
88-92	Davis, Hubert	137	557	1118	49.8	197	453	43.5	304	371	81.9	98	248	1.8	179	135	129	108	23	1615	11.8
72-76	Kupchak, Mitch	119	651	1110	58.6	0	0	0.0	309	465	66.5	0	1006	8.5	160	0	214	15	32	1611	13.5
85-89	Lebo, Jeff	133	524	1095	47.9	211	493	42.8	308	367	83.9	0	327	2.5	580	263	284	159	7	1567	11.8
86-89	Reid, J.R.	96	584	972	60.1	0	0	0.0	384	575	66.8	0	731	7.6	159	292	304	109	86	1552	16.2
86-90	Williams, Scott	138	595	1080	55.1	4	17	23.5	314	496	63.3	0	861	6.2	124	266	443	140	161	1508	10.9
91-95	Williams, Donald	126	516	1192	43.3	221	572	38.6	239	321	74.5	62	252	2.0	202	132	130	93	6	1492	11.8
69-72	Wuycik, Dennis	87	519	880	59.0	0	0	0.0	431	517	83.4	0	556	6.4	193	0	266	0	0	1469	16.9
98-02	Capel, Jason	120	453	1022	44.3	164	437	37.5	377	458	82.3	214	807	6.7	329	257	302	123	23	1447	12.1
94-98	Williams, Shammond	134	460	1012	45.5	233	578	40.3	292	344	84.9	55	332	2.5	399	271	164	92	2	1445	10.8
06-10	Thompson, Deon	152	579	1171	49.4	0	2	0.0	256	390	65.6	290	743	4.9	114	202	323	118	141	1414	9.3
97-01	Haywood, Brendan	141	541	849	63.7	0	0	0.0	329	554	59.2	323	839	6.0	118	223	345	47	304	1411	10.0
98-02	Lang, Kris	128	576	1078	53.4	0	1	0.0	240	387	62.0	219	678	5.3	74	155	216	81	81	1392	10.9
06-09	Lawson, Ty	105	463	896	51.7	112	278	40.3	337	432	78.0	65	303	2.9	608	219	205	184	10	1375	13.1
05-09	Green, Danny	145	491	1079	45.5	184	491	37.5	202	239	84.5	204	590	4.1	256	209	277	160	155	1368	9.4
66-69	Clark, Rusty	91	513	1003	51.1	0	0	0.0	313	448	69.9	0	929	10.2	35	0	282	0	0	1339	14.7
55-58	Brennan, Pete	81	413	991	41.7	0	0	0.0	506	715	70.8	0	854	10.5	0	0	248	0	0	1332	16.4
51-55	Lifson, Al	90	477	1211	39.4	0	0	0.0	368	581	63.3	0	154	3.9	0	0	0	0	0	1322	14.7
85-90	Madden, Kevin	134	519	893	58.1	29	84	34.5	229	346	66.2	0	475	3.5	217	210	199	100	35	1296	9.7
70-73	Karl, George	94	494	964	51.2	0	0	0.0	305	391	78.0	0	279	3.0	394	0	278	0	0	1293	13.8
99-01	Forte, Joseph	69	479	1055	45.4	111	302	36.8	221	273	81.0	99	399	5.8	210	169	138	121	12	1290	18.7
58-61	Larese, York	72	468	1057	44.3	0	0	0.0	351	441	79.6	0	407	5.7	73	0	206	0	0	1287	17.9
95-98	Carter, Vince	103	481	880	54.7	99	269	36.8	206	292	70.5	183	466	4.5	197	123	190	114	80	1267	12.3
71-74	Jones, Bobby	92	522	859	60.8	0	0	0.0	220	343	64.1	0	817	8.9	285	0	239	0	0	1264	13.7
96-00	Cota, Ed	138	438	969	45.2	93	250	37.2	292	398	73.4	106	517	3.7	1030	470	176	192	25	1261	9.1
02-05	Felton, Raymond	101	414	978	42.3	174	464	37.5	258	353	73.1	69	417	4.1	698	233	233	192	27	1260	12.5
95-99	Okulaja, Ademola	139	424	967	43.8	143	382	37.4	263	387	68.0	310	890	6.4	327	256	273	175	33	1254	9.0
83-87	Wolf, Joe	128	511	928	55.1	23	40	57.5	186	243	76.5	0	707	5.5	243	207	279	84	39	1231	9.6
79-82	Worthy, James	84	485	896	54.1	0	0	0.0	249	382	65.2	0	620	7.4	208	94	211	117	94	1219	14.5
02-05	May, Sean	77	442	862	51.3	0	11	0.0	329	459	71.7	267	771	10.0	113	183	188	100	94	1213	15.8
53-56	Vayda, Jerry	92	398	981	40.6	0	0	0.0	391	584	67.0	0	508	7.8	64	81	185	27	4	1187	12.9
80-84	Doherty, Matt	129	418	876	47.7	20	49	40.8	309	406	76.1	0	446	3.5	446	197	230	110	30	1165	9.0
87-91	Chilcutt, Pete	140	483	904	53.4	20	58	34.5	164	231	71.0	0	766	5.5	188	226	155	115	83	1150	8.2
93-96	McInnis, Jeff	100	403	878	45.9	138	348	39.7	184	256	71.9	63	277	2.8	435	200	177	108	0	1128	11.3
90-94	Reese, Brian	134	435	869	50.1	47	148	31.8	196	305	64.3	185	436	3.3	266	260	140	70	17	1113	8.3
92-96	Calabria, Dante	135	373	825	45.2	193	469	41.2	159	221	71.9	115	426	3.2	336	195	226	115	8	1098	8.1
93-95	Stackhouse, Jerry	69	353	712	49.6	39	110	35.5	335	465	72.0	171	456	6.6	162	198	129	92	76	1080	15.7
66-69	Bunting, Bill	95	398	774	51.4	0	0	0.0	273	369	74.0	0	612	6.4	42	0	264	0	0	1069	11.3
57-60	Shaffer, Lee	75	400	901	44.4	0	0	0.0	253	330	76.7	0	606	8.1	30	0	199	0	0	1053	14.0
68-71	Dedmon, Lee	89	378	786	48.1	0	0	0.0	263	388	67.8	0	729	8.2	180	0	303	0	0	1019	11.4
44-48	Dillon, John		380			0	0	0.0	258											1018	
50-53	Grimaldi, Vince	81	424	1261	33.6	0	0	0.0	170	310	54.8									1018	12.6
73-77	LaGarde, Tommy	102	367	630	58.3	0	0	0.0	273	358	76.3	0	545	5.3	82	0	191	44	46	1007	9.9

Note: Complete statistics are not available for players prior to the formation of the Atlantic Coast Conference in 1953-54.

ANNUAL UNC TEAM STATISTICS

Year	GP	Field Goals		3Pt. Field Goals		Free Throws		Rebounds		A	TO	BLK	STL	PF-D	Points-Avg.
		Made-Att.	Pct.	Made-Att.	Pct.	Made-Att.	Pct.	Off-Def	Tot-Avg.						
1946-47															1433-53.1
1947-48															1452-53.8
1948-49															1486-59.4
1949-50	25	614				416								526	1652-57.0
1950-51	27	682-2025	33.6			402-709	66.8								1767-65.1
1951-52	27														1741-64.5
1952-53	27	659				423									2014-74.6
1953-54	21	499-1322	37.7			441-701	62.9	859-40.9						478	1439-68.5
1954-55	21	549-1386	39.6			494-722	68.4	794-37.8						396-21	1592-75.8
1955-56	23	623-1515	41.1			593-862	68.8	1106-48.1						417	1839-80.0
1956-57	32	860-1996	43.1			817-1165	70.1	1495-46.7						586	2537-79.3
1957-58	26	642-1621	39.6			583-840	69.4	1157-44.5						493	1867-71.8
1958-59	25	648-1509	42.9			501-742	69.1	1132-45.3						444	1797-71.9
1959-60	24	606-1467	41.3			542-715	75.8	1101-45.9						563	1754-73.1
1960-61	23	664-1497	44.4			437-651	67.1	1148-49.9						429	1765-76.7
1961-62	17	450-959	46.9			330-495	66.7	708-41.6						374	1230-72.4
1962-63	21	628-1368	45.9			352-520	67.6	918-43.7						390	1608-76.6
1963-64	24	731-1625	45.0			399-607	65.7	1171-48.8						477	1861-77.6
1964-65	24	757-1600	47.3			400-605	66.1	1092-45.5						438	1914-79.8
1965-66	27	838-1620	51.7			508-693	78.3	1007-37.3						453	2184-80.9
1966-67	32	1016-2154	47.2			598-894	66.9	1505-47.0						598	2630-82.2
1967-68	32	1028-2261	45.5			624-916	68.1	1511-47.2						570	2680-83.8
1968-69	32	1094-2228	49.1			656-912	71.7	1468-45.9	485					584	2844-88.9
1969-70	27	931-1936	48.1			537-747	71.9	1236-45.8	403					530	2399-88.9
1970-71	32	1010-1935	52.2			686-923	74.3	1382-43.2	586					654	2706-84.6
1971-72	31	1031-1954	52.8			700-942	74.3	1378-44.5	683					641	2762-89.1
1972-73	33	1150-2181	52.7			496-703	70.6	1405-42.6	855					675	2796-84.7
1973-74	28	1015-1952	52.0			407-577	70.5	1144-40.9	677					574	2437-87.0
1974-75	31	1037-1933	53.6			549-556	70.1	1090-35.2	391					699	2417-78.0
1975-76	29	966-1838	52.6			537-715	75.1	1086-37.4	598	74	279			567	2469-85.1
1976-77	33	1054-1961	53.7			651-873	74.6	1124-34.1	656	93	356	684		684	2759-83.6
1977-78	31	1008-1895	53.2			497-756	65.7	1111-35.8	595	93	294	633-18		2513-81.1	
1978-79	29	861-1614	53.3			496-688	72.1	936-32.3	428	112	278	533-8		2218-76.5	
1979-80	29	838-1603	52.3			448-669	67.0	994-32.6	462	110	225	559-18		2124-73.2	
1980-81	37	1028-1969	52.2			604-826	73.1	1264-34.2	545	146	272	636-17		2660-71.9	
1981-82	34	895-1668	53.7			477-689	69.2	999-29.4	583	438	110	239	471-6	2269-66.7	
1982-83	36	1072-2082	51.5			629-849	74.1	1268-35.2	597	509	173	248	673-19	2905-80.7	
1983-84	31	966-1779	54.3			551-704	78.3	1073-34.6	605	476	157	221	499-10	2483-80.1	
1984-85	36	1039-1925	54.0			569-748	76.1	1215-33.8	702	556	159	220	604-24	2647-73.5	
1985-86	34	1197-2140	55.9			551-747	73.8	1272-37.4	800	522	152	271	642-20	2945-86.6	
1986-87	36	1238-2304	53.7	213-488	43.6	596-826	72.2	1329-36.9	782	567	103	319	662-15	3285-91.3	
1987-88	34	1013-1892	53.5	169-393	43.0	596-820	72.7	1175-34.6	618	581	105	252	574-15	2791-82.1	
1988-89	37	1228-2328	52.7	186-478	38.9	689-950	72.5	1418-38.3	788	634	122	285	645-17	3331-90.0	
1989-90	34	1044-2098	49.8	206-565	36.5	525-765	68.6	1281-37.7	594	584	114	309	607-21	2808-82.6	
1990-91	35	1134-2257	50.2	192-483	39.8	607-866	70.1	1455-41.6	699	566	148	315	574-6	3067-87.6	
1991-92	33	1039-2080	50.0	232-599	38.7	534-746	71.6	1264-38.3	616	538	142	283	598-15	2756-83.5	
1992-93	38	1219-2407	50.6	168-452	37.2	666-943	70.6	1561-41.1	698	581	145	357	602-10	3272-86.1	
1993-94	35	1091-2188	49.9	144-437	33.0	670-1008	66.5	1531-43.7	649	532	219	285	579-11	2996-85.6	
1994-95	34	1044-2055	50.8	266-648	41.0	517-763	67.8	1290-37.9	576	437	177	211	476-5	2871-84.4	
1995-96	32	919-1869	49.2	235-593	39.6	411-613	67.0	420-823	1243-38.8	559	429	110	172	471-6	2484-77.6
1996-97	35	1018-2124	47.9	188-506	37.2	485-713	68.0	530-925	1455-41.6	632	495	142	261	547-10	2709-77.4
1997-98	38	1131-2184	51.8	185-511	36.2	666-937	71.1	490-1022	1512-39.8	699	493	188	259	533-13	3113-81.9
1998-99	34	868-1841	47.1	175-460	38.0	517-720	71.8	435-923	1358-39.9	541	530	134	192	505-8	2428-71.4
1999-00	36	1014-2066	49.1	169-492	34.3	518-740	70.0	438-956	1394-38.7	609	536	178	210	580-11	2715-75.4
2000-01	33	945-1972	47.9	189-519	36.4	532-794	67.0	411-952	1363-41.3	576	518	184	244	576-8	2611-79.1
2001-02	28	707-1612	43.9	212-606	35.0	396-534	69.0	305-666	971-34.7	477	461	99	167	508-14	2022-72.2
2002-03	35	900-2062	43.6	290-822	35.3	434-655	66.3	400-796	1196-34.2	555	522	163	293	601-8	2524-72.1
2003-04	30	877-1913	45.8	195-555	35.1	515-749	68.8	460-731	1191-39.7	540	462	120	285	554-11	2464-82.1
2004-05	37	1128-2260	49.9	277-687	40.3	724-998	72.5	502-997	1499-40.5	706	594	142	362	662-9	3257-88.0
2005-06	31	863-1809	47.7	215-573	37.5	519-733	70.8	432-805	1237-39.9	552	512	127	242	531-6	2460-79.4
2006-07	38	1187-2379	49.9	215-600	35.8	669-940	71.2	522-1029	1551-40.8	696	524	173	309	647-7	3258-85.7
2007-08	39	1250-2564	48.8	216-580	37.2	738-975	75.7	605-1090	1695-43.5	656	560	174	318	658-9	3454-88.6
2008-09	38	1205-2509	48.0	264-682	38.7	739-983	75.2	556-1041	1597-42.0	685	472	196	325	609-6	3413-89.8
2009-10	37	1012-2294	44.1	176-535	32.9	558-854	65.3	558-995	1553-42.0	576	562	209	250	564-4	2758-74.5



ANNUAL OPPONENT TEAM STATISTICS

Year	GP	Field Goals		3Pt. Field Goals		Free Throws		Rebounds		A	TO	BLK	STL	PF-D	Points-Avg.
		Made-Att.	Pct.	Made-Att.	Pct.	Made-Att.	Pct.	Off-Def	Tot-Avg.						
1953-54	21	422-1320	32.0			491-725	67.7		797-37.9					452	1335-63.6
1954-55	21	563-1542	36.5			471-625	75.4		993-47.3					422-20	1599-76.1
1955-56	23	569-1636	34.8			495-747	66.3		991-43.1					487	1633-71.0
1956-57	32	720-2043	35.2			658-956	68.8		1151-35.9					761	2098-65.5
1957-58	26	605-1563	38.7			475-602	78.9		106140.8					565	1688-64.9
1958-59	25	627-1606	39.0			375-598	62.7		1113-44.5					500	1629-65.2
1959-60	24	531-1415	37.5			432-634	68.1		1019-42.5					471	1494-62.3
1960-61	23	549-1381	39.8			414-605	68.4		922-40.1					450	1512-65.7
1961-62	17	472-1042	45.3			291-475	61.3		720-42.4					381	1235-72.6
1962-63	21	576-1316	43.8			335-483	69.4		878-41.8					404	1487-70.8
1963-64	24	723-1657	43.6			413-602	68.6		1054-44.0					477	1859-77.5
1964-65	24	752-1681	44.7			359-531	67.6		1057-44.0					463	1863-77.6
1965-66	27	818-1709	47.9			369-551	66.9		1035-39.0					533	2005-75.3
1966-67	32	873-1854	47.1			531-772	68.8		1392-43.5					701	2277-71.2
1967-68	32	912-2052	44.4			492-708	69.5		1370-42.8					684	2316-72.4
1968-69	32	937-2076	45.1			547-781	70.0		1295-40.5	319				672	2421-75.7
1969-70	27	798-1810	44.1			532-742	71.7		1201-44.5	255				567	2128-78.8
1970-71	16	437-1020	42.8			248-378	65.6		611-38.2					322	1122-70.1
1971-72	31	808-1918	42.1			597-853	70.0		1153-37.2	368				695	2213-71.4
1972-73	33	967-2161	44.7			469-679	69.1		1237-37.5	419				725	2403-72.8
1973-74	28	870-1895	45.9			368-521	70.6		1049-37.5	354				594	2108-75.3
1974-75	31	1014-2154	47.1			389-556	70.0		1090-35.2	391				699	2417-78.0
1975-76	29	886-1886	47.0			382-541	70.6		1010-34.8	403		170		699	2154-74.3
1976-77	33	978-2050	47.7			440-626	70.3		1078-32.7	417		218		762	2396-72.6
1977-78	31	875-1769	49.5			442-618	71.5		935-30.2	453		216		710-40	2192-70.7
1978-79	29	761-1620	47.0			376-508	74.0		847-29.2	336		171		619-27	1898-65.4
1979-80	29	798-1610	49.6			375-542	69.2		861-29.7	401		182		584-29	1971-68.0
1980-81	37	975-2128	45.8			394-579	68.0		1065-28.8	467	302	302		752-30	2344-63.4
1981-82	34	811-1742	46.6			263-407	64.6		873-25.7	418	493	188		641-22	1885-55.4
1982-83	36	945-2130	44.4			476-701	67.9		1151-32.0	489	569	233		779-33	2469-68.6
1983-84	31	851-1892	45.0			308-476	64.7		940-30.3	455	524	203		631-28	2010-64.8
1984-85	36	989-2197	45.0			398-600	66.3		1085-30.1	534	453	285		607-23	2376-66.0
1985-86	34	942-2163	43.6			462-672	68.8		1108-32.6	523	561	255		697-25	2346-69.0
1986-87	36	1043-2210	47.2	130-342	38.0	479-689	69.5		1125-31.3	589	660	236		742-31	2695-74.9
1987-88	34	939-2063	45.5	195-519	37.6	417-605	68.9		1043-30.7	490	536	260		687-21	2490-73.2
1988-89	37	1147-2530	45.3	216-637	33.9	439-648	67.7		1338-36.2	603	654	343		808-21	2949-79.7
1989-90	34	996-2168	45.9	206-565	36.5	452-652	69.3		1281-35.1	555	581	293		697-18	2650-77.9
1990-91	35	974-2329	41.8	197-622	31.7	362-568	63.7		1225-35.0	519	635	270		708-21	2507-71.6
1991-92	33	909-2093	43.4	232-599	38.7	444-630	70.5		1119-33.9	526	566	118		614-19	2494-75.6
1992-93	38	978-2370	43.1	235-716	32.8	405-603	67.2		1222-32.2	536	581	138		750-20	2596-68.3
1993-94	35	923-2336	39.5	273-802	34.0	414-636	65.1		1234-35.3	498	549	134		791-34	2533-72.4
1994-95	34	960-2326	41.3	299-879	34.0	297-423	70.2		1230-36.2	503	434	95		652-22	2516-74.0
1995-96	32	826-2004	41.2	308-857	35.9	313-469	66.7	401-642	1043-32.6	462	369	80		603-9	2273-71.0
1996-97	35	867-2154	40.3	275-849	32.4	325-523	62.1	447-680	1127-32.2	453	479	98		644-19	2334-66.7
1997-98	38	923-2403	38.4	282-879	32.1	366-542	67.5	525-703	1228-32.3	472	503	81		758-26	2494-65.6
1998-99	34	822-2091	39.3	246-752	32.7	316-480	65.8	426-628	1054-31.0	434	378	121		615-13	2206-64.9
1999-00	36	953-2338	40.8	229-744	30.8	393-569	69.1	510-735	1245-34.6	516	419	117		662-12	2528-70.2
2000-01	33	859-2196	39.1	243-749	32.4	380-578	65.7	469-758	1227-37.2	461	447	108		669-16	2341-70.9
2001-02	28	803-1776	45.2	216-596	36.2	386-546	70.7	362-685	1047-37.4	394	357	99		534-13	2208-78.9
2002-03	35	920-2103	43.7	225-651	34.6	427-618	69.1	472-877	1349-38.5	489	581	153		637-15	2492-71.2
2003-04	30	799-1798	44.4	229-650	35.2	416-597	69.7	364-697	1061-35.4	452	541	125		625-22	2243-74.8
2004-05	37	913-2274	40.1	284-834	34.1	490-689	71.1	452-770	1222-33.0	500	658	173		808-30	2600-70.3
2005-06	31	779-1894	41.1	200-605	33.1	370-522	70.8	377-609	986-31.8	406	465	114		639-10	2128-68.6
2006-07	38	962-2311	41.6	254-751	33.8	430-646	66.6	425-802	1227-32.3	509	613	152		792-29	2608-68.6
2007-08	39	1061-2490	42.6	278-852	32.6	428-641	66.8	446-820	1266-32.5	534	628	195		807-25	2828-72.5
2008-09	38	1013-2468	41.0	274-814	33.7	435-627	69.4	494-863	1357-35.7	518	605	167		785-28	2735-72.0
2009-10	37	984-2389	41.2	284-829	34.3	558-854	65.3	484-870	1354-36.6	536	508	168		713-21	2661-71.9

YEAR-BY-YEAR RECORDS

Year	Overall W-L	Southern Conference W-L	SC Tournament Finish	Writers Poll	Coaches Poll	Postseason Results	Head Coach	Captains
1910-11	7-4						Nat Cartmell	Marvin Ritch
1911-12	4-5						Nat Cartmell	Junius Smith
1912-13	4-7						Nat Cartmell	Ben Edwards
1913-14	10-8						Nat Cartmell	Meb Long
1914-15	6-10						Charles Doak	Meb Long
1915-16	12-6						Charles Doak	John Johnson
1916-17	5-4						Howell Peacock	George Tennent
1917-18	9-3						Howell Peacock	George Tennent
1918-19	9-7						Howell Peacock	Reynolds Cuthbertson
1919-20	7-9						Fred Boye	Billy Carmichael
1920-21	12-8						Fred Boye	Carlyle Shepard
1921-22	15-6	3-3, Tied 7th	Champion				No Coach	Cartwright Carmichael
1922-23	15-1	5-0, Tied 1st	Second Round				No Coach	Monk McDonald
1923-24	26-0	7-0, Tied 1st	Champion				Norman Shepard	Winton Green
1924-25	20-5	8-0, 1st	Champion				Monk McDonald	Jack Cobb
1925-26	20-5	7-0, Tied 1st	Champion				Harlan Sanborn	Bill Dodderer
1926-27	17-7	7-3, 8th	Semifinalist				James Ashmore	Bunn Hackney
1927-28	17-2	8-1, Tied 3rd	Round of 16				James Ashmore	Billy Morris
1928-29	17-8	12-2, 2nd	Quarterfinalist				James Ashmore	Rufus Hackney
1929-30	14-11	4-7, 16th	Round of 16				James Ashmore	Puny Harper
1930-31	15-9	6-6, Tied 9th	Quarterfinalist				James Ashmore	Artie Marpet
1931-32	16-5	6-3, Tied 5th	Finalist				George Shepard	Tom Alexander
1932-33	12-5	5-3, Tied 5th	Semifinalist				George Shepard	Wilmer Hines
1933-34	18-4	12-2, Tied 2nd	Semifinalist				George Shepard	Dave McCachren
1934-35	23-2	12-1, 1st	Champion				George Shepard	Stewart Aitken
1935-36	21-4	13-3, 2nd	Champion				Walter Skidmore	Jim McCachren
1936-37	18-5	14-3, 2nd	Finalist				Walter Skidmore	Earl Ruth
1937-38	16-5	13-3, 1st	Quarterfinalist				Walter Skidmore	Earl Ruth
1938-39	10-11	8-7, 7th	First Round				Walter Skidmore	Bill McCachren
1939-40	23-3	11-2, 2nd	Champion				Bill Lange	Ben Dilworth
1940-41	19-9	14-1, 1st	Quarterfinalist			NCAA Final 8	Bill Lange	George Glamack
1941-42	14-9	9-5, 7th	Quarterfinalist				Bill Lange	Bob Rose
1942-43	12-10	8-9, 11th	Did Not Compete				Bill Lange	George McCachren, George Payne
1943-44	17-10	9-1, 1st	Finalist				Bill Lange	Game Captains
1944-45	22-6	11-3, 4th	Champion				Ben Carnevale	Game Captains
1945-46	30-5	13-1, 1st	Semifinalist			NCAA Finalist	Ben Carnevale	Jim Hayworth
1946-47	19-8	10-2, 2nd	Finalist				Tom Scott	Jim Hamilton, Jim White
1947-48	20-7	11-4, 3rd	Semifinalist				Tom Scott	Bob Paxton
1948-49	20-8	13-5, 3rd	Semifinalist				Tom Scott	Dan Nyimicz
1949-50	17-12	13-6, 5th	Quarterfinalist				Tom Scott	Nemo Nearman
1950-51	12-15	9-8, 9th	Did Not Compete				Tom Scott	Hugo Kappler, Charlie Thorne
1951-52	12-15	8-11, 11th	Did Not Compete				Tom Scott	Howard Deasy
1952-53	17-10	15-6, 8th	Quarterfinalist				Frank McGuire	Vince Grimaldi, Jack Wallace

SOUTHERN CONFERENCE TOTALS:

43 seasons 304-111 (73.3) 9 Regular-Season Titles, 8 Tournament Championships

Year	Overall W-L	ACC W-L	ACC Tournament Finish	Writers Poll	Coaches Poll	Postseason Results	Head Coach	Captains
1953-54	11-10	5-6, 5th	Quarterfinalist				Frank McGuire	Game Captains
1954-55	10-11	8-6, Tied 4th	Quarterfinalist				Frank McGuire	Al Lifson, Paul Likins
1955-56	18-5	11-3, Tied 1st	Semifinalist	13th	11th		Frank McGuire	Jerry Vayda
1956-57	32-0	14-0, 1st	Champion	1st	1st	NCAA Champs	Frank McGuire	Lennie Rosenbluth
1957-58	19-7	10-4, Tied 2nd	Finalist	13th	12th		Frank McGuire	Pete Brennan
1958-59	20-5	12-2, Tied 1st	Finalist	9th	6th	NCAA 1st Rd.	Frank McGuire	Danny Lotz
1959-60	18-6	12-2, Tied 1st	Semifinalist		14th		Frank McGuire	Harvey Salz
1960-61	19-4	12-2, 1st	Did Not Compete	5th	6th		Frank McGuire	Doug Moe, York Larese, Dick Kepley
1961-62	8-9	7-7, Tied 4th	Quarterfinalist				Dean Smith	Jim Hudock
1962-63	15-6	10-4, 3rd	Semifinalist				Dean Smith	Larry Brown, Yogi Poteet
1963-64	12-12	6-8, 5th	Semifinalist				Dean Smith	Mike Cooke, Charlie Shaffer
1964-65	15-9	10-4, Tied 2nd	Quarterfinalist				Dean Smith	Billy Cunningham
1965-66	16-11	8-6, Tied 3rd	Semifinalist				Dean Smith	Bob Bennett, John Yokley
1966-67	26-6	12-2, 1st	Champion	4th	3rd	NCAA 4th Place	Dean Smith	Tom Gauntlett, Bob Lewis
1967-68	28-4	12-2, 1st	Champion	4th	4th	NCAA Finalist	Dean Smith	Larry Miller
1968-69	27-5	12-2, 1st	Champion	4th	2nd	NCAA 4th Place	Dean Smith	Joe Brown, Bill Bunting, Rusty Clark, Dick Grubar, Gerald Tuttle
1969-70	18-9	9-5, Tied 2nd	Quarterfinalist			NIT First Round	Dean Smith	Jim Delany, Eddie Fogler, Charles Scott
1970-71	26-6	11-3, 1st	Finalist	13th	13th	NIT Champion	Dean Smith	Lee Dedmon, Dale Gipple
1971-72	26-5	9-3, 1st	Champion	2nd	2nd	NCAA 3rd Place	Dean Smith	Steve Previs, Dennis Wuycik
1972-73	25-8	8-4, 2nd	First Round	11th	12th	NIT 3rd Place	Dean Smith	Donn Johnston, George Karl
1973-74	22-6	9-3, Tied 2nd	Semifinalist	12th	8th	NIT First Round	Dean Smith	Darrell Elston, Bobby Jones



Year	Overall W-L	ACC W-L	ACC Tournament Finish	Writers Poll	Coaches Poll	Postseason Results	Head Coach	Captains
1974-75	23-8	8-4, Tied 2nd	Champion	9th	10th	NCAA Final 16	Dean Smith	Mickey Bell, Brad Hoffman, Ed Stahl
1975-76	25-4	11-1, 1st	Finalist	8th	6th	NCAA 1st Rd.	Dean Smith	Bill Chambers, Dave Hanners, Mitch Kupchak
1976-77	28-5	9-3, 1st	Champion	5th	3rd	NCAA Finalist	Dean Smith	Bruce Buckley, Woody Coley, Walter Davis, John Kuester, Tommy LaGarde
1977-78	23-8	9-3, 1st	Semifinalist	16th	10th	NCAA 1st Rd.	Dean Smith	Phil Ford, Tom Zaliagiris
1978-79	23-6	9-3, Tied 1st	Champion	9th	3rd	NCAA 2nd Rd.	Dean Smith	Dudley Bradley, Ged Doughton
1979-80	21-8	9-5, Tied 2nd	Semifinalist	15th	15th	NCAA 2nd Rd.	Dean Smith	Dave Colescott, Mike O'Koren, John Virgil, Jeff Wolf, Rich Yonakor
1980-81	29-8	10-4, 2nd	Champion	6th	6th	NCAA Finalist	Dean Smith	Pete Budko, Eric Kenny, Mike Pepper, Al Wood
1981-82	32-2	12-2, Tied 1st	Champion	1st	1st	NCAA Champion	Dean Smith	Jeb Barlow, Jimmy Black, Chris Brust
1982-83	28-8	12-2, Tied 1st	Semifinalist	8th	8th	NCAA Final 8	Dean Smith	Jim Braddock
1983-84	28-3	14-0, 1st	Semifinalist	1st	1st	NCAA Final 16	Dean Smith	Matt Doherty, Cecil Exum, Sam Perkins
1984-85	27-9	9-5, Tied 1st	Finalist	7th	7th	NCAA Final 8	Dean Smith	Buzz Peterson
1985-86	28-6	10-4, 3rd	Quarterfinalist	8th	8th	NCAA Final 16	Dean Smith	Brad Daugherty, Steve Hale
1986-87	32-4	14-0, 1st	Finalist	2nd	3rd	NCAA Final 8	Dean Smith	Kenny Smith, Joe Wolf
1987-88	27-7	11-3, 1st	Finalist	7th	8th	NCAA Final 8	Dean Smith	Joe Jenkins, Ranzino Smith
1988-89	29-8	9-5, Tied 2nd	Champion	5th	4th	NCAA Final 16	Dean Smith	Steve Bucknall, Jeff Lebo
1989-90	21-13	8-6, Tied 3rd	Quarterfinalist			NCAA Final 16	Dean Smith	Kevin Madden, Scott Williams
1990-91	29-6	10-4, 2nd	Champion	4th	4th	NCAA Final 4	Dean Smith	Pete Chilcutt, Rick Fox, King Rice
1991-92	23-10	9-7, 3rd	Finalist	18th	12th	NCAA Final 16	Dean Smith	Hubert Davis
1992-93	34-4	14-2, 1st	Finalist	4th	1st	NCAA Champion	Dean Smith	George Lynch, Henrik Rodl
1993-94	28-7	11-5, 2nd	Champion	1st	9th	NCAA 2nd Rd.	Dean Smith	Eric Montross, Derrick Phelps
1994-95	28-6	12-4, Tied 1st	Finalist	4th	3rd	NCAA Final 4	Dean Smith	Pearce Landry, Pat Sullivan, Donald Williams
1995-96	21-11	10-6, 3rd	Quarterfinalist	25th	24th	NCAA 2nd Rd.	Dean Smith	Dante Calabria
1996-97	28-7	11-5, Tied 2nd	Champion	4th	4th	NCAA Final 4	Dean Smith	Serge Zwikker Shammond Williams
1997-98	34-4	13-3, 2nd	Champion	1st	3rd	NCAA Final 4	Bill Guthridge	Shammond Williams, Makhtar Ndiaye
1998-99	24-10	10-6, 3rd	Finalist	13th	18th	NCAA 1st Rd.	Bill Guthridge	Ademola Okulaja
1999-00	22-14	9-7, Tied 3rd	Quarterfinalist		11th	NCAA Final 4	Bill Guthridge	Ed Cota
2000-01	26-7	13-3, Tied 1st	Finalist	6th	10th	NCAA 2nd Rd.	Matt Doherty	Brendan Haywood
2001-02	8-20	4-12, Tied 7th	Quarterfinalist				Matt Doherty	Jason Capel, Kris Lang
2002-03	19-16	6-10, Tied 6th	Semifinalist			NIT Quarterfinalist	Matt Doherty	Jonathan Holmes, Will Johnson
2003-04	19-11	8-8, 5th	Quarterfinalist	18th	22nd	NCAA 2nd Rd.	Roy Williams	(no captains selected)
2004-05	33-4	14-2, 1st	Semifinalist	2nd	1st	NCAA Champion	Roy Williams	Jackie Manuel, Melvin Scott, Jawad Williams
2005-06	23-8	12-4, 2nd	Semifinalist	10th	14th	NCAA 2nd Rd.	Roy Williams	David Noel, Byron Sanders
2006-07	31-7	11-5, Tied 1st	Champion	4th	Tied 5th	NCAA Final 8	Roy Williams	Wes Miller, Reyshawn Terry
2007-08	36-3	14-2, 1st	Champion	1st	Tied 3rd	NCAA Final 4	Roy Williams	Quentin Thomas, Marcus Ginyard
2008-09	34-4	13-3, 1st	Semifinalist	2nd	1st	NCAA Champion	Roy Williams	Bobby Frasier, Danny Green, Tyler Hansbrough
2009-10	20-17	5-11, Tied ninth	First Round			NIT Finalist	Roy Williams	Marcus Ginyard, Deon Thompson

OVERALL & ACC TOTALS

100 seasons	2,004-720 (73.6)	580-237 (71.0)	27 ACC Regular-Season Titles	43 Top-25 Media Poll Finishes	45 Top-25 Coaches Poll Finishes	41 NCAA, 6 NIT Appearances
			17 ACC Tournament Championships	Five NCAA Championships		18 NCAA Final Fours



Former Tar Heels pose at Carolina's NBA Alumni Game in September 2009.

SCORES IN THE ROY WILLIAMS ERA

Bob Donnan

(Note: Scores from previous years are available at TarHeelBlue.com)

*Indicates overtime game
 **Indicates double-overtime game
 ***Indicates triple-overtime game

2003-04

**Record: 19-11; H: 12-2; A: 4-7; N: 3-2
 ACC 8-8, 5th Place
 Coach: Roy Williams**

N22	Old Dominion (9/-)	H	W	90-64
N24	at Davidson (9/-)	CHAR	W	91-68
N29	at Cleveland St. (9/-)	A	W	82-76

ACC-Big Ten Challenge

D2	Illinois (10/11)	GBO	W	88-81
D7	George Mason (10/-)	H	W	115-81
D14	Akron (7/-)	H	W	64-53
D20	Wake Forest (4/14)	H	L***	114-119
D28	UNC Wilmington (9/-)	MYR	W	71-54
D30	Coastal Carolina (9/-)	H	W	105-72
J3	at Kentucky (9/8)	A	L	56-61
J7	Miami (12/-)	H	W	89-64
J11	Georgia Tech (12/8)	H	W	103-88
J14	at Maryland (9/-)	A	L	84-90
J17	Connecticut (9/1)	H	W	86-83
J22	at Florida State (7/-)	A	L*	81-90
J24	Virginia (7/-)	H	W	96-77
J28	NC State (12/-)	H	W	68-66
J31	at Clemson (12/-)	A	L	72-81
F5	Duke (17/1)	H	L*	81-83
F7	at Wake Forest (17/16)	A	W	79-73
F10	at Ga. Tech (14/15)	A	L	77-88
F15	Maryland (14/-)	H	W	97-86
F21	Florida State (16/-)	H	W	78-71
F24	at Virginia (12/-)	A	L	72-74
F29	at NC State (12/14)	A	W	71-64
M2	Clemson (14/-)	H	W	69-53
M6	at Duke (14/3)	A	L	65-70

ACC Tournament

M12	Georgia Tech (16/14)	GBO	L	82-83
-----	----------------------	-----	---	-------

NCAA South Regional


M18	Air Force (18/-)	DEN	W	63-52
M20	Texas (18/12)	DEN	L	75-78

Monogram Winners: Justin Bohlander, Raymond Felton, Damion Grant, Jesse Holley, C.J. Hooker, Jackie Manuel, Sean May, Rashad McCants, Phillip McLamb, Jonathan Miller, David Noel, Damien Price, Byron Sanders, Melvin Scott, Reyshawn Terry, Jawad Williams

2004-05

**Record: 33-4; H: 15-0 A: 8-2 N: 10-2
 ACC 14-2, Regular-Season Champion
 NCAA Champion
 Coach: Roy Williams**

N19	Santa Clara (4/-)	OAK	L	66-77
Maui Invitational				
N22	BYU (11/-)	MAUI	W	86-50



Melvin Scott, Jawad Williams and Jackie Manuel pose for a 2004-05 team poster.

N23	Tennessee (11/-)	MAUI	W	94-81
N24	Iowa (11/-)	MAUI	W	106-92
N28	S. California (11/-)	H	W	97-65

ACC-Big Ten Challenge

D1	Indiana (9/-)	A	W	70-63
D4	Kentucky (9/8)	H	W	91-78
D12	Loyola (8/-)	H	W	109-60
D19	Virginia Tech (5/-)	A	W	85-51
D21	Vermont (4/-)	H	W	93-65
D28	UNC Wilmington (9/-)	H	W	96-75
D30	Cleveland State (4/-)	H	W	107-64
J2	Wm. & Mary (4/-)	H	W	105-66
J8	Maryland (3/22)	H	W	109-75
J12	Georgia Tech (3/8)	H	W	91-69
J15	Wake Forest (3/4)	A	L	82-95
J19	Indiana (6/-)	A	W	77-58
J22	Miami (6/-)	H	W	87-67
J29	Virginia (3/-)	A	W	110-76
F3	NC State (2/-)	H	W	95-71
F6	Florida State (2/-)	A	W	81-60
F9	Duke (2/7)	A	L	70-71
F13	Connecticut (2/19)	HTF	W	77-70
F16	Virginia (4/-)	H	W	85-61
F19	Clemson (4/-)	H	W	88-56
F22	NC State (2/-)	A	W	81-71

F27	Maryland (2/-)	A	W	85-83
M3	Florida State (2/-)	H	W	91-76
M6	Duke (2/6)	H	W	75-73

ACC Tournament

M11	Clemson (2/-)	DC	W	88-81
M12	Georgia Tech (2/-)	DC	L	75-78

NCAA East Regional

M18	Oakland (2/-)	CHAR	W	96-68
M20	Iowa State (2/-)	CHAR	W	92-65
M25	Villanova (2/19)	SYR	W	67-66
M27	Wisconsin (2/20)	SYR	W	88-82

NCAA Final Four

A2	Michigan St. (2/15)	STL	W	87-71
A4	Illinois (2/1)	STL	W	75-70

Monogram Winners: Charlie Everett, Raymond Felton, Brooks Foster, Damion Grant, Jesse Holley, C.J. Hooker, Jackie Manuel, Sean May, Rashad McCants, Wes Miller, David Noel, Byron Sanders, Melvin Scott, Reyshawn Terry, Quentin Thomas, Jawad Williams, Marvin Williams

2005-06

**Record: 23-8; H: 13-4 A: 8-2 N: 2-2
 ACC 12-4, 2nd Place
 Coach: Roy Williams**

N19	Gardner-Webb	H	W	83-80
N22	Cleveland State	H	W	112-55
N25	UC Santa Barbara	H	W	83-66
N29	Illinois (-/12)	H	L	64-68
D3	Kentucky (-/10)	A	W	83-79
D7	Saint Louis (23/-)	H	W	75-63
D17	Santa Clara (19/-)	H	W	76-58
D21	S. California (17/-)	A	L	59-74
D28	UNC Asheville (23/-)	H	W	89-47
J3	Davidson (25/-)	H	W	82-58
J7	NC State (25/13)	H	W	82-69
J10	Virginia Tech (20/-)	A	W	64-61
J14	Miami (20/-)	H	L	70-81
J19	Virginia (24/-)	A	L	68-72
J22	Florida State (24/-)	A	W	81-80
J25	Boston College (-/20)	H	L	74-81
J28	Arizona	H	W	86-69
F2	Maryland	A	W	77-62
F4	Clemson	H	W	76-61
F7	Duke (23/2)	H	L	83-87
F12	Miami (23/-)	A	W	80-70
F15	Georgia Tech (23/-)	H	W	82-75
F19	Wake Forest (23/-)	A	W	83-72
F22	NC State (21/15)	A	W	95-71
F26	Maryland (21/-)	H	W	81-57
M1	Virginia (13/-)	H	W	99-54
M4	Duke (13/1)	A	W	83-76

ACC Tournament				
M10	Virginia (10/-)	GBO	W	79-67
M11	Boston College (10/11)	GBO	L	82-85
NCAA East Regional				
M17	Murray State (10/-)	DAY	W	69-65
M19	George Mason (10/-)	DAY	L	60-65

Monogram Winners: Dewey Burke, Mike Copeland, Bobby Frasier, Marcus Ginyard, Danny Green, Tyler Hansbrough, Wes Miller, David Noel, Will Robinson, Byron Sanders, Reyshawn Terry, Quentin Thomas, Thomas Wilkins, Surry Wood

2006-07

**Record: 31-7; H: 16-1 A: 6-4 N: 9-2
 ACC 11-5, Tied 1st Place
 Coach: Roy Williams**

Preseason NIT Tipoff

N14	Sacred Heart (2/-)	CHAR	W	103-81
N15	Winthrop (2/-)	CHAR	W	73-66
N19	Gardner-Webb (2/-)	H	W	103-50

Preseason NIT Tipoff

N22	Gonzaga (2/-)	NYC	L	74-82
N24	Tennessee (2-22)	NYC	W	101-87

ACC-Big Ten Challenge

N29	Ohio State (7/3)	H	W	98-89
D2	Kentucky (7/-)	H	W	75-63
D9	High Point (3/-)	H	W	94-69
D16	UNC Asheville (3/-)	H	W	93-62
D19	Florida Atlantic (2/-)	H	W	105-52
D22	Saint Louis (2/-)	A	W	69-48
D28	Rutgers (2/-)	H	W	87-48
D31	Dayton (2/-)	H	W	81-51
J2	Penn (2/-)	H	W	102-64
J7	Florida State (2/-)	H	W	84-58
J10	Virginia (1/-)	H	W	79-69
J13	Virginia Tech (1/-)	A	L	88-94
J17	Clemson (4/19)	A	W	77-55
J20	Georgia Tech (4/-)	H	W	77-61
J24	Wake Forest (4/-)	A	W	88-60
J27	Arizona (4/17)	A	W	92-64
J31	Miami (3/-)	H	W	105-64
F2	NC State (3/-)	A	L	79-83
F7	Duke (5/16)	A	W	79-73
F10	Wake Forest (5/-)	H	W	104-67
F13	Virginia Tech (4/-)	H	L*	80-81
F17	Boston College (4/-)	A	W	77-72
F21	NC State (5/-)	H	W	83-64
F25	Maryland (5/-)	A	L	87-89
M1	Georgia Tech (8/-)	A	L	77-84
M4	Duke (8/14)	H	W	86-72

ACC Tournament

M9	Florida State (8/-)	SPF	W	73-58
----	---------------------	-----	---	-------



David Noel dunks in the upset win at No. 10 Kentucky on Dec. 3, 2005.



Raymond Felton celebrates the 2005 home win over Duke that brought Roy Williams his first ACC regular season championship.

Jeffrey Camarati

J.D. Lyon Jr.



M10	Boston College (8/-)	SPF	W	71-56
M11	NC State (8/-)	SPF	W	89-80
NCAA East Regional				
M15	Eastern Kentucky (4/-)	W-S	W	86-65
M17	Michigan State (4/-)	W-S	W	81-67
M23	S. California (4/23)	ERNJ	W	74-64
M25	Georgetown (4/8)	ERNJ L*		84-96

Monogram Winners: Dewey Burke, Mike Copeland, Wayne Ellington, Bobby Frasor, Marcus Ginyard, Danny Green, Tyler Hansbrough, Ty Lawson, Wes Miller, Alex Stephenson, Reyshawn Terry, Quentin Thomas, Deon Thompson, Surry Wood, Brandan Wright

2007-08

Record: 36-3; H: 14-2 A: 13-0 N: 9-1
ACC 14-2, 1st Place
Coach: Roy Williams

N14	Davidson (1/-)	A	W	72-68
Las Vegas Invitational				
N18	Iona (1/-)	H	W	107-72
N20	SC State (1/-)	H	W	110-64
N23	Old Dominion (1/-)	LV	W	99-82
N24	BYU (1/-)	LV	W	73-63
ACC/Big Ten Challenge				
N28	Ohio State (1/-)	A	W	66-55

D1	Kentucky (1/-)	A	W	86-77
D4	Penn (1/-)	A	W	106-71
D16	Rutgers (1/-)	A	W	93-71
D19	Nicholls (1/-)	H	W	88-78
D22	UC Santa Barbara (1/-)	H	W	105-70
D27	Nevada (1/-)	H	W	106-70
D30	Valparaiso (1/-)	H	W	90-58
J2	Kent State (1/-)	H	W	90-61
J6	Clemson (1/19)	A	W*	90-88
J9	UNC Asheville (1/-)	H	W	93-81
J12	NC State (1/-)	H	W	93-62
J16	Georgia Tech (1/-)	A	W	83-82
J19	Maryland (1/-)	H	L	80-82
J23	Miami (5/-)	A	W	98-82
J31	Boston College (4/-)	H	W	91-69
F3	Florida State (4/-)	A	W*	84-73
F6	Duke (3/2)	H	L	78-89
F10	Clemson (3/-)	H	W**	103-93
F12	Virginia (5/-)	A	W	75-74
F16	Virginia Tech (5/-)	H	W	92-53
F20	NC State (3/-)	A	W	84-70
F24	Wake Forest (3/-)	H	W	89-73
M1	Boston College (3/-)	A	W	90-80
M4	Florida State (1/-)	H	W	90-77
M8	Duke (1/6)	A	W	76-68
ACC Tournament				
M14	Florida State (1/-)	CHAR	W	82-70
M15	Virginia Tech (1/-)	CHAR	W	68-66
M16	Clemson (1/22)	CHAR	W	86-81
NCAA East Regional				
M21	Mt. St. Mary's (1/-)	RAL	W	113-74
M23	Arkansas (1/-)	RAL	W	108-77
M27	Washington St (1/21)	CHAR	W	68-47
M29	Louisville (1/13)	CHAR	W	83-73
NCAA Final Four				
A5	Kansas (1/4)	SA	L	66-84



Danny Green and Carolina won the NCAA championship in 2009.

Monogram Winners: Marc Campbell, Mike Copeland, Wayne Ellington, Bobby Frasor, Marcus Ginyard, Will Graves, Danny Green, Tyler Hansbrough, Ty Lawson, Greg Little, Patrick Moody, Alex Stephenson, J.B. Tanner, Quentin Thomas, Deon Thompson, Surry Wood, Jack Wooten

2008-09

Record: 34-4; H: 14-1 A: 8-2 N: 12-1
NCAA Champion
ACC 13-3, 1st Place
Coach: Roy Williams

N15	Penn (1/-)	H	W	86-71
N18	Kentucky (1/-)	H	W	77-58
N21	UC Santa Barbara (1/-)	A	W	84-67
EA Sports Maui Invitational				
N24	Chaminade (1/-)	MAUI	W	115-70
N25	Oregon (1/-)	MAUI	W	98-69
N26	Notre Dame (1/8)	MAUI	W	102-87
N30	UNC Asheville (1/-)	H	W	116-48
ACC/Big Ten Challenge				
D3	Michigan State (1/13)	DET	W	98-63
D13	Oral Roberts (1/-)	H	W	100-84
D18	Evansville (1/-)	H	W	91-73
D20	Valparaiso (1/-)	CHI	W	85-63



Tyler Hansbrough swept every major National Player of the Year award in 2008.

D28	Rutgers (1/-)	H	W	97-75
D31	Nevada (1/-)	A	W	84-61
J4	Boston College (1/-)	H	L	78-85
J7	Coll of Charleston (1/-)	H	W	108-70
J11	Wake Forest (3/4)	A	L	89-92
J15	Virginia (5/-)	A	W	83-61
J17	Miami (5/-)	H	W	82-65
J21	Clemson (5/10)	H	W	94-70
J28	Florida State (5/-)	A	W	80-77
J31	NC State (5/-)	A	W	93-76
F3	Maryland (3/-)	H	W	108-91
F7	Virginia (3/-)	H	W	76-61
F11	Duke (3/6)	A	W	101-87
F15	Miami (3/-)	A	W	69-65
F18	NC State (3/-)	H	W	89-80
F21	Maryland (3/-)	A	L*	85-88
F28	Georgia Tech (4/-)	H	W	104-74
M4	Virginia Tech (2/-)	A	W	86-78
M8	Duke (2/7)	H	W	79-71

ACC Tournament				
M13	Virginia Tech (1/-)	ATL	W	79-76
M14	Florida State (1/22)	ATL	L	70-73

NCAA South Regional				
M19	Radford (2/-)	GBO	W	101-58
M21	LSU (2/21)	GBO	W	84-70
M27	Gonzaga (2/10)	MEM	W	98-77
M29	Oklahoma (2/8)	MEM	W	72-60

NCAA Final Four				
A4	Villanova (2/11)	DET	W	83-69
A6	Michigan State (2/7)	DET	W	89-72

Monogram Winners: Marc Campbell, Mike Copeland, Ed Davis, Larry Drew II, Wayne Ellington, Bobby Frasor, Marcus Ginyard, Will Graves, Danny Green, Tyler Hansbrough, Ty Lawson, Patrick Moody, J.B. Tanner, Deon Thompson, Justin Watts, Jack Wooten, Tyler Zeller

2009-10

Record: 20-17; H: 14-5 A: 4-8 N: 2-4
NIT Finalist
ACC 5-11, Tied 10th Place
Coach: Roy Williams

Coaches vs. Cancer				
N9	FIU (6/-)	H	W	88-72
N11	NC Central (6/-)	H	W	89-42
N15	Valparaiso (6/-)	H	W	88-77
Coaches vs. Cancer				
N19	Ohio State (6/15)	NYC	W	77-73
N20	Syracuse (6/-)	NYC	L	71-87
N23	Gardner-Webb (11/-)	H	W	93-72
N29	Nevada (11/-)	H	W	80-73

ACC/Big Ten Challenge				
D1	Michigan State (10/9)	H	W	89-82
D5	Kentucky (10/5)	A	L	66-68
D12	Presbyterian (11/-)	H	W	103-64
D19	Texas (10/2)	ARL	L	90-103
D22	Marshall (10/-)	H	W	98-61
D28	Rutgers (9/-)	H	W	81-67
D30	Albany (9/-)	H	W	87-70
J4	Coll. of Charleston (9/-)	A	L*	79-82
J10	Virginia Tech (9/-)	H	W	78-64
J13	Clemson (12/24)	A	L	64-83
J16	Georgia Tech (12/20)	H	L	71-73
J20	Wake Forest (12/-)	H	L	69-82
J26	NC State (-/-)	A	W	77-63
J31	Virginia (-/-)	H	L	60-75
F4	Virginia Tech (-/-)	A	L	70-74
F7	Maryland (-/-)	A	L	71-92
F10	Duke (-/8)	H	L	54-64
F13	NC State (-/-)	H	W	74-61
F16	Georgia Tech (-/-)	A	L	51-68
F20	Boston College (-/-)	A	L	67-71
F24	Florida State (-/-)	H	L	67-77
F27	Wake Forest (-/-)	A	W	77-68
M2	Miami (-/-)	H	W	69-62
M6	Duke (-/4)	A	L	50-82
ACC Tournament				
M11	Georgia Tech (-/-)	GBO	L	58-62

NIT				
M16	William and Mary (-/-)	H^	W	80-72
M20	Mississippi State (-/-)	A	W	76-74
M23	UAB (-/-)	A	W	60-55
M30	Rhode Island (-/-)	NYC	W*	68-67
A1	Dayton (-/-)	NYC	L	68-79

^ denotes home game played in Carmichael Arena

Monogram Winners: Marc Campbell, Ed Davis, Larry Drew II, James Gallagher, Marcus Ginyard, Will Graves, John Henson, Leslie McDonald, Terrence Petree, Dexter Strickland, Deon Thompson, Thomas Thornton, Justin Watts, David Wear, Travis Wear, Tyler Zeller



Bobby Frasor scores in the win over Kentucky in 2008-09.

LEGEND FOR NEUTRAL SITES

- ARL—Arlington, Texas (Cowboys Stadium)
- ATL—Atlanta, Ga. (Omni, 1977-89; Georgia Dome, 2001-2009)
- CHAR—Charlotte, N.C.
- CHI—Chicago, Ill. (Chicago Stadium, 1958; United Center 1998, 2000, 2009)
- DAY—Dayton, Ohio (Dayton Arena)
- DC—Washington, D.C. (MCI Center)
- DEN—Denver, Colo. (McNichol Arena/Pepsi Center)
- DET—Detroit, Mich. (Ford Field)
- ERNJ—East Rutherford, N.J. (Meadowlands)
- GBO—Greensboro, N.C. (Greensboro Coliseum)
- HTF—Hartford, Conn. (Hartford Civic Center)
- LV—Las Vegas, Nev. (Orleans Center)
- MAUI—Maui, Hawaii (Lahaina Civic Center)
- MEM—Memphis, Tenn., (FedExForum)
- MYR—Myrtle Beach, S.C.
- NYC—New York, N.Y. (Madison Square Garden)
- OAK—The Arena, Oakland, Calif.
- RAL—Raleigh, N.C. (Memorial Auditorium through 1946; Reynolds Coliseum through 1999; RBC Center since 2000)
- SA—San Antonio, Texas (Alamodome)
- SPF—Tampa, Fla. (St. Pete Times Forum)
- STL—St. Louis, Mo. (Checkerdome, 1983; Edward Jones Dome, 2005)
- SYR—Syracuse, N.Y. (Carrier Dome)
- W-S—Winston-Salem, N.C. (Lawrence Joel Coliseum)

CAROLINA IN THE AP POLL



Sally Gathers

The 1981-82 team spent 11 weeks at No. 1, topping the preseason and final polls and winning the NCAA championship.

CAROLINA AND THE AP POLL

- ◆ Since the inception of the Associated Press poll prior to the 1948-49 season, Carolina basketball has been a fixture in the rankings of the nation's elite. The Tar Heels have been ranked in the AP poll 772 times, more than any school in the nation.
- ◆ Carolina has been ranked in the top 10 of the AP poll for 598 weeks, most in ACC history.
- ◆ The Tar Heels have achieved a top-10 ranking in the AP poll for at least one week in 48 of the poll's 62 seasons, including 42 of the last 44.
- ◆ Carolina has finished in the top 10 of the AP poll 32 times, including 21 of the last 30 years.

THE TAR HEELS AND THE NO. 1 RANKING IN THE AP POLL

- ◆ The March 9, 2009, poll was the 105th in which the Tar Heels were No. 1 in the AP rankings. That is third-best all-time behind UCLA (134) and Duke (111).
- ◆ Carolina has an all-time record of 180-30 as the No. 1 team in the AP poll.
- ◆ UNC, which was the first-ever unanimous preseason No. 1 in the AP poll in 2008-09, also took the top spot in the preseason AP poll in 2007-08. UNLV (1989-90 and 1990-91) is the only other school to be ranked preseason No. 1 in back-to-back campaigns.
- ◆ The Tar Heels in 2008-09 were the first unanimous preseason No. 1 pick by the AP since the preseason poll began in 1981-82.
- ◆ Carolina has been ranked No. 1 in the final AP poll six times — in 2007-08, 1997-98, 1993-94, 1983-84, 1981-82 and 1956-57.
- ◆ Prior to UNC in 2008-09, the last time a school began No. 1 in the preseason AP poll after finishing No. 1 in the previous season's final AP poll was Duke (No. 1 in the final AP poll of 2000-01 and No. 1 in the preseason AP poll of 2001-02).
- ◆ The 2008-09 preseason AP poll also marked Carolina's record sixth time atop the pre-season rankings, most of any school in the nation. Duke is second with five. UNC was also No. 1 in the initial AP poll in 1981-82, 1983-84, 1986-87, 1993-94 and 2007-08.
- ◆ The Tar Heels have spent a combined 23 weeks ranked No. 1 in the AP poll over the past three seasons—and had spent a combined 22 weeks ranked No. 1 in the AP poll in the 14 seasons prior to that.
- ◆ Carolina has been ranked No. 1 in the AP poll in three of the last four seasons and eight of the last 18 campaigns.
- ◆ The No. 1 ranking in 2008-09 marked the 18th different season in which the Tar Heels have reached the No. 1 spot in at least one AP poll. Carolina has been ranked No. 1 by the AP in the following seasons: 1956-57, 1957-58, 1958-59, 1977-78, 1981-82, 1982-83, 1983-84, 1985-86, 1986-87, 1987-88, 1992-93, 1993-94, 1994-95, 1997-98, 2000-01, 2006-07, 2007-08 and 2008-09.
- ◆ The 2008-09 campaign was the 10th season in 22 years as a head coach that **Roy Williams** has guided his team to No. 1 in the AP poll for at least one week.
- ◆ Williams has a 42-5 record as head coach at Carolina in 24 weeks as the No. 1 team in the AP poll
- ◆ Prior to 2007-08 and 2008-09, Williams-led teams had never captured the top spot in the preseason AP poll. Kansas was never preseason No. 1 by the AP during Williams' tenure.
- ◆ Carolina has defeated the No. 1 team in the AP poll 12 times, most in NCAA history.

CAROLINA IN THE AP POLL

Total Polls Ranked	772
Top 10 Rankings	598
Longest Streak of Weeks Ranked	172
Seasons Ranked	53
Seasons With Top 10 Rankings	48
Seasons in Final Top 10	32

CAROLINA AT NO. 1 IN THE ASSOCIATED PRESS POLL

Season	Weeks as No. 1	Record as No. 1
1956-57	8	17-0
1957-58	2	5-1
1958-59	1	1-1
1977-78	1	1-0
1981-82	11	22-1
1982-83	2	4-1
1983-84	16	26-3
1985-86	13	24-3
1986-87	3	5-2
1987-88	1	1-1
1992-93	2	4-1
1993-94	5	6-4
1994-95	6	7-2
1997-98	8	13-3
2000-01	2	2-1
2006-07	1	1-1
2007-08	14	27-2
2008-09	9	14-2
Total:	105	180-30

Record as No. 1: 180-30

- 1950s: 23-2
- 1960s: 0-0
- 1970s: 1-0
- 1980s: 82-11
- 1990s: 30-10
- 2000s: 44-7

Record as No. 1 vs.:

- Boston College: 0-2
- Clemson: 13-1
- Duke: 8-1
- Florida State: 3-1
- Georgia Tech: 9-3
- Maryland: 9-5
- Miami: 1-0
- NC State: 7-3
- Virginia: 10-1
- Virginia Tech: 2-1
- Wake Forest: 9-1

Home: 65-7

Away: 46-12

Neutral: 69-11

ACC Tournament: 13-3

NCAA Tournament: 20-5

Most Consecutive Weeks at No. 1 15
(in 1983-84)

NO. 1 VS. NO. 2

Carolina has played in seven games involving the No. 1 vs. the No. 2 team in the AP poll, going 7-0 in those games

Date	Result
3/23/57	No. 1 UNC 54, No. 2 Kansas 53 (3 OT)
12/26/81	No. 1 UNC 82, No. 2 Kentucky 69
1/9/82	No. 1 UNC 65, No. 2 Virginia 60
2/4/86	No. 1 UNC 78, No. 2 Georgia Tech 77 (OT)
2/3/94	No. 2 UNC 89, No. 1 Duke 78
2/5/98	No. 2 UNC 97, No. 1 Duke, 73
4/4/05	No. 2 UNC 75, No. 1 Illinois 70



2009-10 RESULTS & STATISTICS

Overall record: 20-17; ACC: 5-11

Home: 14-5; Away: 4-8; Neutral Sites: 2-4

Coaches vs. Cancer Classic: 3-1; ACC Tournament: 0-1; NIT: 4-1



Deon Thompson

Peyton Williams



Marcus Ginyard

Peyton Williams

November		Day	Opponent	Site	W/L	Score	Leading Scorer	Leading Rebounder	Assist Leader
9			Florida International	Home	W	88-72	Thompson 20	Davis 11	Drew 6
11			NC Central	Home	W	89-42	Ginyard 17	Davis 8	Drew 6
15			Valparaiso	Home	W	88-77	Thompson 20	Thompson 8	Ginyard, Drew 6
19			vs. Ohio State	New York-1	W	77-73	Thompson 15	Thompson 12	Drew 8
20			vs. Syracuse	New York-1	L	71-87	Davis 16	Davis 10	Drew 6
23			Gardner-Webb	Home	W	93-72	Thompson 22	Davis 13	Ginyard 6
29			Nevada	Home	W	80-73	Thompson 23	Davis 15	Drew 10
December									
1			Michigan State	Home-2	W	89-82	Davis 22	Davis 6	Ginyard 7
5			at Kentucky	Away	L	66-68	Thompson 14	Davis 10	Drew 6
12			Presbyterian	Home	W	103-64	Davis 20	Davis 10	Drew 9
19			vs. Texas	Arlington-3	L	90-103	Davis 21	Davis 9	Drew 5
22			Marshall	Home	W	98-61	Davis 19	Davis, Graves 10	Drew 6
28			Rutgers	Home	W	81-67	Strickland 18	Davis 15	Drew 5
30			Albany	Home	W	87-70	Davis 18	Davis 8	Drew 6
January									
4			at Coll. of Charleston	Away	L	79-82 ot	Davis 19	Davis 16	three with 3
10			Virginia Tech	Home	W	78-64	Davis 20	Davis 11	Drew 8
13			at Clemson	Away	L	64-83	Strickland 17	T. Wear 8	Drew 5
16			Georgia Tech	Home	L	71-73	Graves 24	Davis 8	Drew 9
20			Wake Forest	Home	L	69-82	Graves 16	Graves 8	Drew 6
26			at NC State	Away	W	77-63	Thompson 20	Graves, Davis 9	Drew 7
31			Virginia	Home	L	60-75	Graves, Drew 15	Davis 7	Ginyard, Drew 3
February									
4			at Virginia Tech	Away	L	70-74	Davis 15	Davis, Strickland 7	Drew 6
7			at Maryland	Away	L	71-92	Ginyard 17	Davis 16	Drew 5
10			Duke	Home	L	54-64	Graves 13	Graves, Ginyard 8	Drew 4
13			NC State	Home	W	74-61	Drew 15	Henson 8	Drew 7
16			at Georgia Tech	Away	L	51-68	Thompson 17	Henson 10	Drew 3
20			at Boston College	Away	L	67-71	Thompson 17	Thompson 9	Graves 3
24			Florida State	Home	L	67-77	Graves 21	Ginyard 10	Drew 8
27			at Wake Forest	Away	W	77-68	McDonald 16	Ginyard 13	Drew 8
March									
2			Miami	Home	W	69-62	Graves 16	Ginyard, Henson 12	Drew 7
6			at Duke	Away	L	50-82	Henson 14	Henson 8	four with 2
11			vs. Georgia Tech	Greensboro-4	L	58-62	Zeller 17	Zeller 10	Drew 8
16			William & Mary	Home-5	W	80-72	Thompson 20	Henson 10	Drew 6
20			at Mississippi State	Away-6	W	76-74	Graves 17	Henson 8	Drew 6
23			at UAB	Away-6	W	60-55	Thompson, Henson 14	Thompson 12	Drew 6
30			vs. Rhode Island	New York-7	W	68-67 ot	Thompson 16	Thompson 13	Drew 5
April									
1			vs. Dayton	New York-7	L	68-79	Graves 25	Henson 10	Drew 8

Neutral Site Key

- 1 – Coaches vs. Cancer Classic, New York, N.Y.
- 2 – ACC/Big Ten Challenge, Chapel Hill
- 3 – Arlington, Texas
- 4 – ACC Tournament, Greensboro, N.C.

- 5 – NIT, Chapel Hill
- 6 – NIT
- 7 – NIT, New York, N.Y.

Individual Statistics

Player	GP-GS	MIN	AVG	FG	FG%	3FG	3FG%	FT	FT%	OFF	DEF	REB	AVG	PF	A	TO	BL	ST	PTS	AVG
Thompson	37-37	994	26.9	196-405	.484	0-2	.000	115-166	.693	106	141	247	6.7	80	31	65	33	38	507	13.7
Davis	23-23	641	27.9	111-192	.578	0-0	—	87-132	.659	66	154	220	9.6	42	22	46	64	10	309	13.4
Graves	36-34	874	24.3	115-314	.366	73-197	.371	50-62	.806	55	112	167	4.6	62	31	33	7	23	353	9.8
Zeller	27-0	469	17.4	100-192	.521	0-2	.000	52-72	.722	52	73	125	4.6	49	7	34	24	14	252	9.3
Drew II	37-36	1064	28.8	107-266	.402	38-108	.352	63-104	.606	13	86	99	2.7	71	222	120	1	29	315	8.5
Ginyard	33-31	1009	30.6	91-224	.406	25-81	.309	47-70	.671	55	105	160	4.8	56	92	65	4	44	254	7.7
Henson	37-12	586	15.8	88-181	.486	4-18	.222	32-73	.438	60	103	163	4.4	39	34	45	60	26	212	5.7
Strickland	36-4	625	17.4	67-155	.432	8-33	.242	54-78	.692	6	49	55	1.5	61	71	61	3	33	196	5.4
T. Wear	32-1	324	10.1	43-104	.413	2-6	.333	23-31	.742	36	33	69	2.2	35	7	24	2	8	111	3.5
McDonald	34-0	350	10.3	42-136	.309	11-53	.208	19-29	.655	17	33	50	1.5	31	22	18	5	8	114	3.4
D. Wear	27-2	280	10.4	31-71	.437	8-16	.500	9-16	.563	17	28	45	1.7	20	11	20	2	7	79	2.9
Watts	23-2	143	6.2	15-37	.405	4-9	.444	6-14	.429	8	11	19	0.8	12	18	15	4	5	40	1.7
Thornton	12-1	25	2.1	2-6	.333	2-5	.400	0-2	.000	1	2	3	0.3	3	1	3	0	1	6	0.5
Petree	12-0	17	1.4	3-4	.750	0-0	—	0-2	.000	1	5	6	0.5	1	1	2	0	0	6	0.5
Campbell	12-1	31	2.6	1-6	.167	1-5	.200	1-2	.500	0	1	1	0.1	1	4	5	0	3	4	0.3
Gallagher	12-1	19	1.6	0-1	.000	0-0	—	0-1	.000	1	2	3	0.3	1	2	0	0	1	0	0.0
Team										64	57	121				6				
UNC	37	7451		1012-2294	.441	176-535	.329	558-854	.653	558	995	1553	42.0	564	576	562	209	250	2758	74.5
Opponents	37	7451		984-2389	.412	284-829	.343	409-585	.699	484	870	1354	36.6	713	536	508	168	318	2661	71.9

2009-10 TEAM STATISTICS (GAME-BY-GAME)

	PTS	FG	FG%	1st	2nd	3FG	3FG%	FT	FT%	O-D-REB	PF	A	TO	B	ST
Carolina, W	88	34-61	.557	.500	.640	4-13	.308	16-19	.842	12-32-44	19	23	26	8	10
FIU	72	25-68	.368	.303	.429	8-23	.348	14-17	.824	13-16-29	18	15	20	2	14
Carolina, W	89	35-59	.593	.688	.481	5-13	.385	14-19	.737	13-33-46	11	29	19	9	10
NC Central	42	14-55	.255	.348	.188	4-9	.444	10-18	.556	12-12-24	18	9	21	3	10
Carolina, W	88	32-57	.561	.536	.586	6-15	.400	18-29	.621	12-30-42	16	24	14	4	5
Valparaiso	77	29-67	.433	.343	.531	12-27	.444	7-10	.700	8-15-23	23	14	9	2	10
Carolina, W	77	26-53	.491	.483	.500	7-15	.467	18-25	.720	10-23-33	21	17	19	6	8
vs. Ohio State	73	26-61	.426	.290	.567	6-21	.286	15-22	.682	15-22-37	22	10	16	3	8
Carolina, L	71	24-63	.381	.387	.375	4-16	.250	19-26	.731	19-23-42	42	14	19	4	7
vs. Syracuse	87	37-68	.544	.455	.629	9-21	.429	4-10	.400	12-25-37	18	20	16	2	14
Carolina, W	93	37-66	.561	.548	.583	1-4	.250	18-33	.545	17-33-50	8	21	16	3	11
Gardner-Webb	72	26-69	.377	.429	.324	15-36	.417	5-7	.714	11-21-32	23	19	22	2	8
Carolina, W	80	32-68	.471	.526	.400	4-10	.400	12-24	.500	18-27-45	10	20	8	7	6
Nevada	73	31-75	.413	.432	.395	5-21	.238	6-6	1.000	16-26-42	17	8	7	4	4
Carolina, W	89	33-57	.579	.636	.500	5-10	.500	18-30	.600	10-29-39	15	21	17	8	5
Michigan State	82	34-79	.430	.389	.465	2-20	.100	12-16	.750	19-20-39	24	16	11	2	15
Carolina, L	66	26-67	.388	.367	.405	7-20	.350	7-13	.538	16-21-37	18	11	16	4	9
at Kentucky	68	24-54	.444	.571	.308	6-16	.375	14-22	.636	11-28-39	17	13	21	8	8
Carolina, W	103	40-74	.541	.524	.562	7-23	.304	16-22	.727	17-31-48	8	25	9	10	11
Presbyterian	64	25-61	.410	.273	.571	9-23	.391	5-7	.714	6-20-26	14	9	17	4	5
Carolina, L	90	36-75	.480	.390	.588	7-13	.538	11-19	.579	12-29-41	25	17	16	9	6
vs. Texas	103	36-87	.414	.431	.389	7-22	.318	24-34	.706	29-31-60	21	13	13	6	11
Carolina, W	98	34-71	.479	.385	.594	7-11	.636	23-29	.793	19-34-53	9	22	17	8	6
Marshall	61	28-78	.359	.447	.275	4-18	.222	1-4	.250	15-19-34	21	11	18	8	9
Carolina, W	81	27-59	.458	.536	.387	3-7	.429	24-35	.686	17-28-45	12	13	16	5	7
Rutgers	67	30-70	.429	.457	.400	3-23	.130	4-9	.444	13-21-34	24	14	13	4	6
Carolina, W	87	33-66	.500	.417	.600	4-11	.364	17-27	.630	14-27-41	14	18	18	7	10
Albany	70	26-64	.406	.333	.484	9-30	.300	9-13	.692	13-25-38	22	19	24	5	8
Carolina, L	79	27-71	.380	.368	.379	1-6	.167	24-34	.706	21-35-56	14	13	13	10	6
at Coll. of Charleston (ot)	82	33-76	.434	.444	.412	13-32	.406	3-6	.500	10-26-36	22	18	10	10	9
Carolina, W	78	28-52	.538	.448	.652	5-16	.312	17-22	.773	10-28-38	19	14	18	10	7
Virginia Tech	64	24-67	.358	.378	.333	4-18	.222	12-18	.667	17-18-35	19	11	12	3	10
Carolina, L	64	27-61	.443	.464	.424	3-12	.250	7-10	.700	14-24-38	16	12	26	4	10
at Clemson	83	29-61	.475	.576	.357	7-26	.269	18-20	.900	7-23-30	14	14	14	3	14
Carolina, L	71	22-58	.379	.417	.353	7-17	.412	20-24	.833	17-24-41	17	14	17	7	4
Georgia Tech	73	28-65	.431	.429	.435	6-13	.462	11-15	.733	15-21-36	20	11	13	4	11
Carolina, L	69	26-71	.366	.389	.343	6-26	.231	11-15	.733	19-19-38	18	17	9	4	6
Wake Forest	82	30-60	.500	.469	.536	9-16	.562	13-18	.722	14-28-42	17	12	12	7	6
Carolina, W	77	29-57	.509	.452	.577	6-13	.462	13-22	.591	11-28-39	14	11	10	3	6
at NC State	63	23-59	.390	.500	.290	7-22	.318	10-11	.909	8-22-30	20	13	10	4	4
Carolina, L	60	20-56	.357	.345	.370	9-22	.409	11-22	.500	16-19-35	16	11	17	1	8
Virginia	75	27-52	.519	.533	.500	7-17	.412	14-18	.778	8-22-30	16	18	16	5	9
Carolina, L	70	23-53	.434	.414	.458	4-15	.267	20-30	.667	13-27-40	19	12	19	3	3
at Virginia Tech	74	26-67	.388	.353	.424	4-19	.211	18-22	.818	14-22-36	24	16	10	4	8
Carolina, L	71	26-69	.377	.412	.343	5-16	.313	14-21	.667	16-24-40	13	14	14	4	8
at Maryland	92	35-68	.515	.444	.594	12-23	.522	10-12	.833	10-29-39	14	26	13	6	9
Carolina, L	54	20-58	.345	.323	.370	5-19	.263	9-16	.562	14-28-42	16	8	12	12	2
Duke	64	22-69	.319	.225	.448	9-18	.500	11-18	.611	23-28-51	16	12	8	5	8
Carolina, W	74	25-60	.417	.464	.375	5-15	.333	19-29	.655	17-27-44	17	12	10	6	10
NC State	61	23-56	.411	.400	.423	5-18	.278	10-17	.588	10-22-32	24	16	12	5	5
Carolina, L	51	19-59	.322	.226	.429	3-15	.200	10-24	.417	14-25-39	19	10	19	4	8
at Georgia Tech	68	25-56	.446	.484	.400	6-15	.400	12-24	.500	12-32-44	20	14	20	4	9
Carolina, L	67	25-64	.391	.378	.407	1-8	.125	16-24	.667	21-18-39	14	7	11	5	2
at Boston College	71	27-67	.403	.424	.382	6-17	.353	11-13	.846	20-23-43	19	17	7	3	4
Carolina, L	67	21-50	.420	.520	.320	6-17	.353	19-28	.679	9-22-31	14	13	14	1	10
Florida State	77	27-57	.474	.531	.400	11-24	.458	12-18	.667	11-25-36	20	20	15	6	11
Carolina, W	77	26-65	.400	.364	.438	6-16	.375	19-33	.576	19-33-52	17	16	12	9	3
at Wake Forest	68	22-74	.297	.273	.317	9-25	.360	15-24	.625	21-29-50	28	12	11	4	7
Carolina, W	69	23-57	.404	.455	.333	6-18	.333	17-23	.739	15-36-51	11	16	17	6	5
Miami	62	23-66	.348	.312	.382	8-34	.235	8-12	.667	8-19-27	20	12	8	7	13
Carolina, L	50	16-48	.333	.370	.286	1-5	.200	17-26	.654	11-17-28	16	9	15	3	4
at Duke	82	26-57	.456	.516	.385	8-21	.381	22-23	.957	14-23-37	22	16	9	5	6
Carolina, L	58	23-69	.333	.361	.303	2-16	.125	10-14	.714	21-25-46	15	16	10	2	5
vs. Georgia Tech (ACC)	62	24-56	.429	.346	.500	5-19	.263	9-16	.563	11-26-37	14	11	14	8	6
Carolina, W	80	28-57	.491	.531	.440	6-17	.353	18-26	.692	10-25-35	11	18	11	4	11
William & Mary (NIT)	72	26-62	.419	.429	.412	16-43	.372	4-4	1.000	9-24-33	18	22	17	1	6
Carolina, W	76	32-66	.485	.486	.484	5-14	.357	7-10	.700	13-28-41	19	17	11	5	5
at Miss. State (NIT)	74	24-58	.414	.313	.538	11-29	.379	15-21	.714	9-23-32	12	12	8	5	7
Carolina, W	60	22-53	.415	.345	.500	3-14	.214	13-20	.650	13-27-40	18	13	15	7	3
at UAB (NIT)	55	15-52	.288	.269	.308	6-19	.316	19-26	.731	14-24-38	15	8	12	2	7
Carolina, W	68	29-83	.349	.311	.395	2-17	.118	8-16	.500	27-33-60	17	13	17	6	8
vs. Rhode Island (NIT) ot	67	25-68	.368	.314	.424	5-20	.250	12-18	.667	15-30-45	18	13	18	9	11
Carolina, L	68	26-61	.426	.382	.481	8-20	.400	8-15	.533	11-23-34	18	15	15	1	5
vs. Dayton (NIT)	79	29-60	.483	.581	.379	11-31	.355	10-16	.625	11-30-41	19	22	11	3	8



2009-10 HIGHS & LOWS

	TEAM	
CAROLINA	High	Low
Field Goals	40 vs. Presbyterian	16 at Duke (March 6)
Field Goal Attempts	75 vs. Texas	48 at Duke (March 6)
FG Percentage	.593 (35x59) vs. NC Central	.322 (19x59) at Georgia Tech (Feb. 16)
FG Percentage in a Half	.688 (22x32), 1st half vs. NC Central	.226 (7x31), 1st at Georgia Tech (Feb. 16)
3-Point Field Goals	9 vs. Virginia	1 four times, latest: at Duke (March 6)
3-Point Attempts	26 vs. Wake Forest	4 vs. Gardner-Webb
3-Point Percentage	.636 (7x11) vs. Marshall	.118 (2x17) vs. Rhode Island
Free Throws Made	24 vs. Rutgers, at College of Charleston	7 at Kentucky, at Clemson, at Mississippi State
Free Throw Attempts	35 vs. Rutgers	10 at Clemson, at Mississippi State
FT Pct. (min. 10 att.)	.842 (16x19) vs. FIU	.417 (10x24) at Georgia Tech (Feb. 16)
Offensive Rebounds	27 vs. Rhode Island	9 vs. Florida State
Defensive Rebounds	35 at College of Charleston	17 at Duke (March 6)
Total Rebounds	60 vs. Rhode Island	28 at Duke (March 6)
Rebound Margin	+24 vs. Miami (51-27)	-19 vs. Texas (41-60)
Assists	29 vs. NC Central	7 at Boston College
Turnovers	26 vs. FIU, at Clemson	8 vs. Nevada
Blocked Shots	12 vs. Duke (Feb.10)	1 vs. Virginia, Florida State, Dayton
Steals	11 vs. Gardner-Webb, Presbyterian, William and Mary	2 vs. Duke (Feb.10), at Boston College
Points	103 vs. Presbyterian	50 at Duke (March 6)
Points in a Half	56, 1st half vs. Presbyterian	21, 1st half at Georgia Tech (Feb. 16)
Scoring Margin	+47 (89-42) vs. NC Central	-32 (50-82) at Duke (March 6)

	High	Low
Field Goals	37 by Syracuse	14 by NC Central
Field Goal Attempts	87 by Texas	52 by Virginia, at UAB
FG Percentage	.544 (37x68) by Syracuse	.255 (14x55) by NC Central
FG Percentage in a Half	.629 (22x35), 2nd half by Syracuse	.188 (6x32), 2nd half by NC Central
3-Point Field Goals	16 by William and Mary	2 by Michigan State
3-Point Attempts	43 by William and Mary	9 by NC Central
3-Point Percentage	.563 (9x16) by Wake Forest	.100 (2x20) by Michigan State
Free Throws Made	24 by Texas	1 by Marshall
Free Throw Attempts	34 by Texas	4 by Marshall, William and Mary
FT Pct. (min. 10 att.)	.957 (22x23) at Duke (March 6)	.400 (4x10) by Syracuse
Offensive Rebounds	29 by Texas	6 by Presbyterian
Defensive Rebounds	31 by Texas	12 by NC Central
Total Rebounds	60 by Texas	23 by Valparaiso
Assists	26 at Maryland	8 by Nevada, at UAB
Turnovers	24 by Albany	7 by Nevada, at Boston College
Blocked Shots	10 at College of Charleston	1 by William and Mary
Steals	15 by Michigan State	4 by Nevada, at NC State (1/26), at Boston College
Points	103 by Texas	42 by NC Central
Points in a Half	54, 1st half by Texas	20, 1st half by NC Central

INDIVIDUALS

Points	25 by Graves vs. Dayton	32 by Grayson Flittner, Gardner-Webb
Field Goals	10 by Thompson vs. Nevada	12 by Brandon Wood, Valparaiso
Field Goal Attempts	20 by Thompson vs. Rhode Island	23 by Greivis Vasquez at Maryland
Field Goal Percentage (min. 10 att.)	.818 (9x11) by Thompson vs. Gardner-Webb	.733 (11x15) by Durand Scott, Miami
3-Point Field Goals	7 by Graves vs. Dayton	9 by Grayson Flittner, Gardner-Webb
3-Field Goal Attempts	13 by Graves vs. Dayton	16 by Grayson Flittner, Gardner-Webb
3-Point Field Goal Pct (min. 3 made)	1.000 (3x3) Graves vs. Marshall	.800 (4x5) by Eric Hayes at Maryland
Free Throws Made	9 by Davis at College of Charleston	.800 (4x5) by Kyle Singler, Duke (Feb. 10)
Free Throw Attempts	12 by Davis at College of Charleston	12 by Malcolm Delaney, Virginia Tech (Jan. 10)
Free Throw Percentage (min. 5 made)	.889 (8x9) by Davis vs. Presbyterian	14 by Damion James, Texas
Offensive Rebounds	7 by Davis vs. Rutgers	14 by Malcolm Delaney, Virginia Tech (Jan. 10)
Defensive Rebounds	7 by Thompson vs. Georgia Tech (March 11)	1.000 (9x9) by Jon Scheyer, at Duke (March 6)
Total Rebounds	12 by Davis at College of Charleston, at Maryland	12 by Dexter Pittman, Texas
Assists	16 by Davis at College of Charleston, at Maryland	10 by Damion James, Texas
Turnovers	10 by Drew II vs. Nevada	15 by Damion James and Dexter Pittman, Texas
Blocked Shots	8 by Drew II at Georgia Tech (Feb. 16)	11 by Greivis Vasquez at Maryland
Steals	6 by Davis vs. Duke (Feb. 10)	10 by Evan Turner, Ohio State
Minutes Played	5 by Ginyard vs. William and Mary	5 by Casaan Breedon, College of Charleston
	37 by Ginyard at Kentucky	5 by Derrick Favors, Georgia Tech (March 11)
		7 by Andy Rautins, Syracuse
		43 by Andrew Goudelock, College of Charleston

ROY WILLIAMS ERA HIGHS & LOWS

	TEAM	
	High	Low
CAROLINA		
Field Goals	48 vs. Chaminade (11/24/08)	16 at Duke (3/6/10)
Field Goal Attempts	90 vs. Wake Forest (12/20/03)	45 at NC State (2/29/04)
FG Percentage	.709 (39x55) vs. Old Dominion (11/23/07)	.304 vs. Akron (12/14/03)
FG Percentage in a Half	.741 (20x27), 1st half vs. Florida Atlantic (12/19/06)	.226 (7x31) 1st half at Georgia Tech (2/16/10)
3-Point Field Goals	16 vs. Maryland (2/3/09)	1 several times, latest: at Duke (3/6/10)
3-Point Attempts	30 vs. George Mason (3/19/06)	4 vs. Gardner-Webb (11/23/09)
3-Point Percentage	.640 (16x25) vs. Maryland (2/3/09)	.091 (1x11) vs. Duke (3/6/05)
Free Throws Made	37 vs. Clemson (3/11/05)	2 vs. Clemson (3/2/04)
Free Throw Attempts	50 vs. Wake Forest (12/20/03)	4 vs. Clemson (3/2/04); vs. George Mason (3/19/06)
FT Pct. (min. 10 att.)	.958 (23x24) vs. NC State (3/11/07)	.471 (8x17) at Maryland (2/25/07)
Offensive Rebounds	28 vs. Boston College (1/4/09)	6 on six occasions (latest: 3/29/09 vs. Oklahoma)
Defensive Rebounds	42 vs. Oregon (11/25/08)	14 vs. Boston College (3/11/06); at NC State (2/3/07)
Total Rebounds	60 vs. Cleveland State (11/22/05), vs. Rhode Island (3/30/10)	24 vs. NC State (3/11/07); vs. Old Dominion (11/23/07)
Rebound Margin	+38 vs. Gardner-Webb (11/19/06)	-19 (41-60) vs. Texas (12/19/09)
Assists	30 vs. UNC Asheville (11/30/08)	5 at Maryland (2/21/09)
Turnovers	26 vs. FIU (11/9/09), at Clemson (1/13/10)	6 vs. NC State (2/22/06)
Blocked Shots	15 at Duke (3/8/08)	0 vs. Gardner-Webb (11/19/05); vs. Louisville (3/29/08)
Steals	20 vs. UNC Asheville (12/28/05)	1 vs. Miami (1/14/06)
Points	119 vs. Wake Forest (12/20/03)	50 at Duke (3/6/10)
Points in a Half	68, 2nd half vs. George Mason (12/7/03)	21, 1st half at Georgia Tech (2/16/10)
Scoring Margin	+68 (116-48) vs. UNC Asheville (11/30/08)	-32 (50-82) at Duke (3/6/10)
OPPONENTS		
Field Goals	46 by Wake Forest (12/20/03)	14 by Virginia Tech (2/16/08)
Field Goal Attempts	90 by Wake Forest (12/20/03)	14 by NC Central (11/11/09)
FG Percentage	.611 (3x54) by Boston College (3/11/06)	39 by Air Force (3/18/04)
FG Percentage in a Half	.765 (13x17), 2nd half at NC State (2/3/07)	.255 (14x55) by NC Central (11/11/09)
3-Point Field Goals	16 by William and Mary (3/16/10)	.167 (7x42), 2nd half by Radford (3/19/09)
3-Point Attempts	43 by William and Mary (3/16/10)	1 at Saint Louis (12/22/06); by Rutgers (12/28/06); at Arizona (1/27/07);
3-Point Percentage	.846 (11x13) at Clemson (1/31/04)	9 at Maryland (1/14/04)
Free Throws Made	32 at Wake Forest (1/15/05)	9 by NC Central (11/11/09)
Free Throw Attempts	39 at Wake Forest (1/11/09)	0 by Winthrop (11/15/06)
FT Pct. (min. 10 att.)	1.000 (32x32) at Wake Forest (1/15/05)	1 by Winthrop (11/15/06)
Offensive Rebounds	29 by Texas (12/19/09)	.263 (5x19) at Clemson (1/17/07)
Defensive Rebounds	36 by Gonzaga (11/22/06)	2 by Air Force (3/18/04)
Total Rebounds	60 by Texas (12/19/09)	10 by Eastern Kentucky (3/15/07)
Assists	26 by Georgetown (3/25/07), at Maryland (2/7/10)	16 by Eastern Kentucky (3/15/07)
Turnovers	32 by South Carolina State (11/20/07)	5 by Murray State (3/17/06)
Blocked Shots	16 at Connecticut (2/13/05)	7 on six occasions; latest: at Boston College (2/20/10)
Steals	20 at Clemson (1/17/07)	0 on seven occasions; latest: by Oklahoma (3/29/09)
Points	119 by Wake Forest (12/20/03)	1 by Gonzaga (11/22/06)
Points in a Half	55, 1st half, by Georgia Tech (2/15/06)	42 by NC Central (11/11/09)
		13, 1st half by NC State (1/12/08)
Individual Highs	North Carolina	Opponents
Points	40 by Tyler Hansbrough vs. Georgia Tech (2/15/06)	46 by Tyrese Rice, Boston College (3/1/08)
Field Goals	13 by Sean May vs. Florida State (3/3/05), Wisconsin (3/27/05)	14 by Tyrese Rice, Boston College (3/1/08)
Field Goal Attempts	13 by Hansbrough vs. Georgia Tech (2/15/06), Notre Dame (11/26/08)	
Field Goal Pct (min. 10 att.)	23 by Rashad McCants vs. Wake Forest (12/20/03)	27 by Drew Neitzel, Michigan State (3/17/07)
	23 by McCants vs. Texas (3/20/03)	
3-Point Field Goals	.909 (10x11) by Jawad Williams vs. Davidson (11/24/03)	.909 (10x11) by Randolph Morris, Kentucky (12/2/06)
3-Point Field Goal Attempts	.909 (10x11) by May vs. Illinois (4/5/09)	
3-Point Field Goal Pct (min. 3 made)	8 by McCants vs. Clemson (3/2/04)	10 by Kyle McAlarney, Notre Dame (11/26/08)
Free Throws Made	14 by McCants at Florida State (1/22/04)	18 by Kyle McAlarney, Notre Dame (11/26/08)
Free Throw Attempts	17 by Hansbrough vs. Clemson (2/10/08)	17 by Zebian Dowdell, Virginia Tech (2/13/07)
Free Throw Percentage	1.000 (4x4) by Raymond Felton vs. UNC Wilmington (12/28/05)	19 by Zebian Dowdell, Virginia Tech (2/13/07)
Offensive Rebounds	17 by Hansbrough vs. Georgia Tech (2/15/06), vs. Clemson (2/10/08)	1.000 by Sean Singletary, Virginia (3/10/06)
Defensive Rebounds	19 by Hansbrough vs. Georgia Tech (2/15/06), vs. Clemson (2/10/08)	12 by Dexter Pittman, Texas (12/19/09)
Total Rebounds	1.000 (14x14) by Hansbrough vs. NC State (1/7/06)	15 by Jared Homan, Oakland (3/18/05)
Assists	12 by May vs. Duke (3/6/05)	20 by Jared Homan, Oakland (3/18/05)
	17 by Hansbrough at Florida State (2/3/08)	11 by Louis Hinnant, Boston College (3/11/06);
	24 by May vs. Duke (3/6/05)	11 by Javaris Crittenton at Georgia Tech (3/1/07)
	18 by Felton vs. George Mason (12/7/04)	11 by Greivis Vasquez, Maryland (1/19/08)
		11 by Greivis Vasquez at Maryland (2/7/10)
Turnovers	8 by Felton vs. Georgia Tech (1/12/05), at Duke (2/9/05)	10 by Evan Turner, Ohio State (11/19/09)
	8 by May vs. Virginia (2/16/05)	
	8 by Hansbrough at Maryland (2/2/06)	
	8 by Larry Drew II at Georgia Tech (2/16/10)	
Blocked Shots	7 by Danny Green at Duke (3/8/08)	6 on six occasions (latest: by Trevor Booker, Clemson, 3/16/08)
Steals	8 by Hansbrough vs. UNC Asheville (12/28/05)	7 by Rakim Sanders, Boston College (1/4/09)
	8 by Ty Lawson vs. Michigan State (4/6/09)	7 by Andy Rautins, Syracuse (11/20/09)
Minutes Played	50 by Jawad Williams vs. Wake Forest (12/20/03)	49 by Jamaal Levy, Wake Forest (12/20/03)



MEDIA INFORMATION

ATHLETIC COMMUNICATIONS



Steve Kirschner
Associate Athletic Director
for Communications
(Basketball Contact -
Roy Williams/Credentials)

Office: (919) 962-2123
Direct: (919) 962-7258
Home: (919) 968-1531
Mobile: (919) 475-2695
stevekirschner@unc.edu



Matt Bowers
Associate Athletic
Communications Director,
Director of Internet Services
(Basketball Contact -
Players)

Office: (919) 962-2123
Direct: (919) 962-7259
Home: (919) 929-7814
Mobile: (919) 619-7021
mattbowers@unc.edu

CREDENTIALS

Please send requests to Steve Kirschner. Mailing address is University of North Carolina, P.O. Box 2126, Chapel Hill, NC 27515-2126. Fax requests on letterhead stationery to (919) 962-0612 or e-mail stevekirschner@unc.edu.

Credentials will be mailed or held at media will call located in the athletic communications office, which is at the front of Koury Natatorium, adjacent to the Smith Center.

Media with season credentials must contact Kirschner in advance to guarantee a press row seat at individual games.

INTERVIEWS & PRACTICE

All requests for interviews must be made through the athletic communications office. Contact Kirschner with interview requests for Roy Williams or to attend practice. Throughout the season Williams holds regular press conferences at the Smith Center. These typically begin at 2 p.m. and parking is located in the Manning Lot off Tar Heel Boulevard. Out-of-town media may watch the press conference live at TarHeelBlue.com and ask questions by contacting Kirschner or Matt Bowers in advance. Due to contractual obligations, Coach Williams is unavailable to participate in live radio call-in shows.

Media should make player interview requests to Matt Bowers. Player interviews occur before practice. Newcomers are available to the media once they've played in a regular-season game.

Players are not available for interviews on game day or on non-practice days. Players will not participate in radio call-in shows, but are available to tape radio interviews.

POSTGAME PRESS CONFERENCES

Players are available in the lounge adjacent to the locker room for 20 minutes following each home game. Coach Williams holds his postgame press conference in the media room.

ACC TELECONFERENCE

During ACC play, Roy Williams is available each Monday at 11:10 a.m. (beginning January 3, 2011) for 10 minutes on the ACC teleconference. Please call Kirschner or Brian Morrison at the ACC at (336) 851-6062 for the number.

PHOTO COMPOUND

Photographers may transmit from the "Orange" locker room. Jeffrey Camarati, director of athletic photography, coordinates this compound. Wireless internet, 24 ethernet lines and an analog phone line are available. Statistics are brought to the photo compound at halftime and after the game.

PHOTO SPOTS

The athletic communications staff assigns shooting locations around the court. Specific requests for special camera placements should be made in advance to Kirschner or Camarati. For safety reasons, cameras are not permitted on the blue padding on the basket supports. Floor remotes must be removable. They may not be fixed to the floor and will only be allowed if a photographer is seated with the camera.

PHONES, WIRELESS

There are several telephones available in the media room. No courtside phone hookups are permitted at the Smith Center. High-speed, wireless Internet access is available in the arena, media room and photo compound.

Jack Morton



PARKING, SMITH CENTER ENTRANCE

Media park in the Bowles Lot on Skipper Bowles Drive, adjacent to the Kenan-Flagler Business School. Spaces are not reserved.

Directions: NC Hwy 15-101 to Manning Drive, turn onto Bowles Drive and the Bowles Lot will be on your right at the bottom of the hill. The media entrance (which is new this season) to the Smith Center is located at Entrance B, up the stairs from the Bowles parking lot.

All briefcases, computer bags and photo equipment are subject to search for security purposes.

TARHEELBLUE.COM

Carolina's official website is TarHeelBlue.com. The media guide, statistics, game notes, roster, schedule, past season archives and other information are available there. Video feeds of the weekly and postgame press conferences are posted.

Follow the Tar Heels on Twitter at twitter.com/UNC_Basketball.

TAR HEEL SPORTS PROPERTIES

Learfield Communications is the rights-holder for game broadcasts, Coach Williams' weekly live call-in show (each Monday evening at 7 p.m.) and TV show.

Woody Durham, former Tar Heel All-America center Eric Montross and Jones Angell make up the Tar Heel Sports Network broadcast team.

Durham is in his 40th year calling UNC action. Montross earned All-America honors at Carolina in 1993 and 1994 and was the starting center on the 1993 NCAA champions. He is in his sixth season providing analysis. Angell is in his 10th year with the Tar Heel Sports Network and his fifth on the men's basketball broadcasts.

Gary Sobba is the network's general manager. His number is (919) 419-8100.

Check TarHeelBlue.com for more information on the Roy Williams TV show and for a list of radio stations that carry Carolina broadcasts.

VISITING RADIO

Radio network rights-holders for opposing teams are provided four seats on the scorer's table adjacent to the visitors' bench. A stat monitor is available and printed stats are provided at each media timeout. UNC provides two ISDN lines and two analog lines at no charge.

NBA SCOUTS

There are no scouting seats on press row. Seats for scouts in the stands are available by contacting Nadia Lynch in the men's basketball office at (919) 962-1154 or by e-mail at nlynch@unca.unc.edu. Due to limited space, scouts are not permitted in the media room. Pregame notes, rosters and statistics will be provided when you pick up your ticket at the entrance to the arena for scouts.

The Celebration ^{OF A} Century

celebrating the 100th year of
Carolina Basketball
February 2010





41

NBA CHAMPIONSHIP RINGS



OVER 2,000

WINS, NO. 2 ALL-TIME




34

FIRST-TEAM ALL-AMERICAS



27

ACC REGULAR SEASON TITLES



18

FINAL FOURS



41

NCAA TOURNAMENT APPEARANCES



17

ACC TOURNAMENT TITLES