


2011-12 TAR HEEL BASKETBALL

CAROLINA



**Justin
WATTS**



**Tyler
ZELLER**



Leslie McDonald

Dexter Strickland

John Henson

CAROLINA BASKETBALL BY THE NUMBERS



Hall of Famer and four-time National Coach of the Year Dean Smith

1

Rank, Most Players to Appear in NCAA Final Four

In North Carolina's 18 Final Four appearances, 154 Tar Heel players have played in at least one Final Four game, more than any school in the nation.

3

Of NBA's 50 Greatest Players

In the late 1990s, the NBA selected its All-Time 50 Greatest Players. Former Tar Heels Billy Cunningham, Michael Jordan and James Worthy were named to the team. Carolina, Houston and LSU were the only schools to have three players listed.

4

Final Four MOPs

Wayne Ellington scored 19 points, 17 in the decisive opening half, to lead UNC past Michigan State and earn Most Outstanding Player honors at the 2009 Final Four. Ellington is the fourth Tar Heel to win the award, along with James Worthy in 1982 (28 points vs. Georgetown), Donald Williams in 1993 (25 points in semifinals vs. Kansas and 25 points vs. Michigan in championship) and Sean May in 2005 (26 points and 10 rebounds vs. Illinois in championship). Ellington set the Final Four record for highest three-point percentage in the Final Four. Ellington made 8 of 10 three-pointers (.800) and broke Donald Williams' record (10 of 14, .714) set in 1993.

6

National Championships

Carolina has won six national championships, including five NCAA Tournament titles and the 1924 Helms Foundation national championship.

The Tar Heels won the NCAA Tournament in 1957, 1982, 1993, 2005 and 2009.



Tyler Zeller won the 2011 Skip Prosser Award as the ACC's top basketball scholar-athlete and is one of 11 first-team Academic All-America Tar Heels.

7-0

in No. 1 vs. No. 2 Games

Carolina has played in seven games involving the top two ranked teams in the country in the Associated Press poll and the Tar Heels are 7-0 in those games (4-0 as No. 1 and 3-0 as No. 2).

A list of those games:

March 23, 1957 – No. 1 UNC 54, No. 2 Kansas 53

Dec. 26, 1981 – No. 1 UNC 82, No. 2 Kentucky 69

Jan. 9, 1982 – No. 1 UNC 65, No. 2 Virginia 60

Feb. 4, 1986 – No. 1 UNC 78, No. 2 Ga. Tech 77

Feb. 3, 1994 – No. 2 UNC 89, No. 1 Duke 78

Feb. 5, 1998 – No. 2 UNC 97, No. 1 Duke 73

Apr. 4, 2005 – No. 2 UNC 75, No. 1 Illinois 70

9

ACC Rookies of the Year

Nine Carolina players have been named ACC Rookie of the Year, including Sam Perkins (1981), Michael Jordan (1982), J.R. Reid (1987), Ed Cota (1997), Joseph Forte (2000), Marvin Williams (2005), Tyler Hansbrough (2006), Brandan Wright (2007) and Harrison Barnes (2011).

Twenty-seven Tar Heels have started their first game, the most recent being Barnes against Lipscomb on Nov. 12, 2010.

9

Naismith Hall of Famers

Nine Tar Heel coaches and players are members of the Naismith Basketball Hall of Fame, including 2009 inductee Michael Jordan and Carolina head coach Roy Williams, who was inducted in 2007.

Larry Brown, Ben Carnevale (coach), Billy Cunningham (player/coach), Jordan, Robert McAdoo, Frank McGuire (coach), Dean Smith (coach), Williams (coach) and James Worthy are Carolina's Hall of Famers.

10

National Coaches of the Year

Carolina head coaches have won national coach of the year honors 10 times, including Frank McGuire (1957), Dean Smith (1977, 1979, 1982 and 1993), Bill Guthridge (1998), Matt Doherty (2001) and Roy Williams (2005, 2006 and 2009).

11

First-Team

Academic All-Americans

Tar Heel players have earned first-team Academic All-America honors 11 times, most recently by Tyler Zeller in 2011. The list of 11 includes Billy Cunningham, Charles Scott, Dennis Wuycik, Tommy LaGarde and Eric Montross, all of whose jerseys hang in the Smith Center rafters for their exploits on the court.

11

National Players of the Year

Eleven Tar Heels have won National Player of the Year honors, including consensus winners Phil Ford (1978), Michael Jordan (1984), Antawn Jamison (1998) and Tyler Hansbrough (2008). Other winners include Jack Cobb (1926), George Glamack (1940 and 1941), Lennie Rosenbluth (1957), James Worthy (1982), Kenny Smith (1987), Jerry Stackhouse (1995) and Sean May (2005). Jordan, named by eight organizations as a junior, also was The Sporting News' pick as a sophomore in 1983.

12

ACC 50th Anniversary Team

The Tar Heels placed 12 players on the ACC 50th Anniversary Team, more than any other school. Carolina's honorees included Lennie Rosenbluth, Billy Cunningham, Larry Miller, Charles Scott, Bobby Jones, Walter Davis, Phil Ford, James Worthy, Sam Perkins, Michael Jordan, Brad Daugherty and Antawn Jamison.



Jeffrey Camarati

The 2009 Tar Heels are one of five UNC teams to win the NCAA Tournament.



Ceity Images

Roy Williams is one of nine UNC members of the Naismith Basketball Hall of Fame.

13

NCAA Tournament No. 1 Seeds

Carolina has been a number one seed in the NCAA Tournament 13 times, more than any school in NCAA history (Duke is second with 12). UNC's 13 No. 1 seeds have come in 1979, 1982, 1984, 1987, 1991, 1993, 1994, 1997, 1998, 2005, 2007, 2008 and 2009.

Carolina has won NCAA titles as a No. 1 seed in 1982, 1993, 2005 and 2009 and also reached the Final Four as a top seed in 1991, 1997, 1998 and 2008.

Carolina has been a No. 1 seed four times in eight years under head coach Roy Williams (2005, 2007, 2008 and 2009) and 10 times in the last 21 seasons. Williams has earned nine No. 1 seeds in 23 seasons as a head coach, second-most in NCAA history.

13

ACC Players of the Year

Twelve Tar Heels have been named ACC Player of the Year 13 times, including Larry Miller, who won the award in 1967 and 1968. Other Tar Heel recipients include Lennie Rosenbluth (1957), Pete Brennan (1958), Lee Shaffer (1960), Billy Cunningham (1965), Mitch Kupchak (1976), Phil Ford (1978), Michael Jordan (1984), Antawn Jamison (1998), Joseph Forte (2001), Tyler Hansbrough (2008) and Ty Lawson (2009).

When Hansbrough and Lawson started against LSU in the second round of the 2009 NCAA Tournament, it marked the first time in ACC history that two active ACC Players of the Year were on the court at the same time.

16

ACC All-Freshman Players

Harrison Barnes and Kendall Marshall were ACC All-Freshman Team selections in 2010-11. They are the 15th and 16th Tar Heels named to the squad since its inception in 1992-93.

17

ACC Championships

Carolina has won 17 Atlantic Coast Conference Tournament championships and played in the championship game a record-tying 30 times.

Dean Smith won 13 Tournament titles, tying Duke's Mike Krzyzewski for most in history. Smith's teams were 58-23 and played in the championship game 21 times.

18

Final Fours

Carolina has played in 18 Final Fours, more than any school in the nation. The Tar Heels played in the Final Four in 1946, 1957, 1967, 1968, 1969, 1972, 1977, 1981, 1982, 1991, 1993, 1995, 1997, 1998, 2000, 2005, 2008 and 2009. The Tar Heels won the NCAA title in 1957, 1982, 1993, 2005 and 2009.

Carolina is the only school to play in the Final Four in seven consecutive decades (1940s through 2000s).

Rusty Clark (1967-69), Bill Bunting (1967-69) and Ed Cota (1997-98, 2000) started in three different Final Fours. Carolina holds the NCAA record for most players who have played in a Final Four with 155.

18

Seasons Ranked No. 1

Carolina has been ranked No. 1 in the nation in the Associated Press poll in 18 different seasons since the AP began its rankings in 1948-49. Those seasons include 1957, 1958, 1959, 1978, 1982, 1983, 1984, 1986, 1987, 1988, 1993, 1994, 1995, 1998, 2001, 2007, 2008 and 2009.

The Tar Heels have been No. 1 on 105 occasions. Carolina is third nationally in weeks ranked No. 1 in the country.

Carolina has been ranked in the Top 10 in 602 polls. That is the second-highest figure in NCAA basketball history. Carolina has appeared in the AP poll 783 times, more than any other school in history.

Carolina is the only school in the country with 12 wins over the No. 1 ranked team in the AP poll, including most recently a victory at Duke in 2006.

28

Regular Season ACC Titles

The Tar Heels went 14-2 in ACC play in 2011, winning their 28th regular-season Atlantic Coast Conference championship. UNC has won 18 regular-season championships outright, shared 10 others and won 17 ACC Tournament titles.

Carolina's 28 regular-season titles are eight more than Duke and four more than the other 10 ACC teams combined.

34

First-Team All-Americans

Forty-nine Tar Heels have earned All-America honors, including 34 first-team honorees. The most recent first-team selections are Tyler Hansbrough in 2005-06, 2006-07, 2007-08 and 2008-09, and Ty Lawson in 2008-09. Hansbrough was the first player in ACC history to earn first-team All-America honors in each of his four seasons.

Jack Cobb (1924-26), Phil Ford (1976-78), Mike O'Koren (1978-80) and Sam Perkins (1982-84) earned first-team All-America honors on three occasions. Hansbrough, Ford, O'Koren, Perkins, NC State's David Thompson and Virginia's Ralph Sampson are the only players in ACC history to earn first-team All-America honors at least three times.

Sixteen Tar Heels have earned consensus first-team All-America honors a total of 25 times, which is second in NCAA history. They include Cartwright Carmichael (1923 and 1924), Jack Cobb (1924, 1925 and 1926), George Glamack (1940 and 1941), Lennie Rosenbluth (1957), Larry Miller (1968), Robert McAdoo (1972), Ford (1977 and 1978), James Worthy (1982), Michael Jordan (1983 and 1984), Perkins (1983 and 1984), Kenny Smith (1987), J.R. Reid (1988), Jerry Stackhouse (1995), Antawn Jamison (1998), Joseph Forte (2001) and Tyler Hansbrough (2007, 2008 and 2009).



CAROLINA BASKETBALL BY THE NUMBERS

Dan Sears



Vince Carter is one of 40 UNC first-round NBA Draft picks and one of the 96 percent of Dean Smith's lettermen to graduate.



The NCAA champion Tar Heels went 32-0 in 1957.

Robert Crawford



James Worthy, Michael Jordan and Walter Davis were NBA first-round picks and All-Stars.

40

First-Round NBA Draft Picks

Carolina has had 40 players taken in the first round of the NBA Draft and 97 players selected overall. The Tar Heels have had 21 players drafted in the first round in the last 23 years, including Tyler Hansbrough, Ty Lawson and Wayne Ellington in 2009 and Ed Davis in 2010.

Carolina has had more first-round draft picks – 29 – since 1980 than any school in the country.

In 2005, Marvin Williams (2nd), Raymond Felton (5th), Sean May (13th) and Rashad McCants (14th) made UNC the first school to have four players taken in the NBA Draft Lottery.

UNC's James Worthy and Brad Daugherty were selected No. 1 overall in the draft. The Los Angeles Lakers selected Worthy in 1982; the Cleveland Cavaliers took Daugherty No. 1 in 1986.

Michael Jordan was the third player selected in the 1984 Draft behind Hakeem Olajuwon (Houston) and Sam Bowie (Portland).

42

NCAA

Tournament Berths

The Tar Heels are tied for second-most in history in NCAA Tournament appearances with 42.

The Tar Heels established an all-time record with 27 consecutive trips to the Tournament from 1975-2001.

UNC has the third-best win percentage (72.4) in Tournament history.

42

NBA

Championship Rings

Former UNC players have won 42 NBA championship rings, more than any school in the Atlantic Coast Conference.

Mitch Kupchak has won 10 NBA championship rings and Michael Jordan has won six. They are among 14 former Tar Heels who have gone on to win NBA championship rings as players (most recently Brendan Haywood in 2011). Those 14 players have accounted for 30 rings.

47

Smith Center Jerseys

The jerseys of 47 former Carolina players hang in honor in the Smith Center rafters in Chapel Hill.

That total includes retired jerseys of Jack Cobb, Lennie Rosenbluth (No. 10), Phil Ford (No. 12), George Glamack (No. 20), Michael Jordan (No. 23), Antawn Jamison (No. 33), Tyler Hansbrough (No. 50) and James Worthy (No. 52).

51

All-ACC Academic Choices

Fifty-one Tar Heel players have earned spots on the All-ACC Academic Team, second-most in conference history. Senior Tyler Zeller is a three-time member of the squad.

63

1,000-Point Scorers

Carolina has had 63 players score 1,000 points, more than any other school in the nation. Tar Heels Tyler Hansbrough (2,872), Phil Ford (2,290), Sam Perkins (2,145), Lennie Rosenbluth (2,045), Al Wood (2,015) and Charles Scott (2,007) each netted at least 2,000 points.

69

First-Team All-ACC Players

Carolina has placed 69 players on the All-ACC first team, the most in league history. Duke is second with 60. Tyler Hansbrough was a unanimous selection in 2005-06, 2006-07, 2007-08 and 2008-09. He is the only player to earn first-team All-ACC honors four times.

In addition to Hansbrough, six Tar Heels earned first-team honors three times – Lennie Rosenbluth (1956-58), York Larese (1959-61), Billy Cunningham (1963-65), Charles Scott (1968-70), Phil Ford (1976-78), Sam Perkins (1982-84) and Antawn Jamison (1996-98).

105

NCAA Tournament Wins

Carolina has won 105 games in the NCAA Tournament, tied for most in the history of the event.

145

NCAA Tournament Games

UNC is second in NCAA Tournament history in tournament games played with 145, which is six fewer than Kentucky's 151.

Nearly 600

ACC Victories

The Tar Heels have won 594 regular-season ACC games, more than any other school in conference history. Duke is second with 546. Maryland (425) and NC State (407) are the only other ACC schools with at least 400 ACC wins.

Over 2000

Victories

The Tar Heels have won 2,033 basketball games, the third-most in NCAA history behind Kentucky and Kansas. Carolina is also second in NCAA history in winning percentage at 73.6 percent.





This is Carolina Basketball



Academic excellence



NBA success



18 Final Fours



CAROLINA BASKETBALL

Five NCAA championships



Hall of Famer Roy Williams
 NCAA's highest active win percentage



Carolina Family



Over 2,000 Wins



11 National Players of the Year

2011-12 SEASON

Carolina by the Numbers	1-3
This is Carolina Basketball	4-5
Table of Contents	6
2011 Carrier Classic	7
2011-12 Schedule	8
2011-12 Roster	9

PLAYERS

Stewart Cooper	10
Patrick Crouch	10
David Dupont	10
Justin Watts	11-13
Tyler Zeller	14-17
John Henson	18-21
Leslie McDonald	22-24
Dexter Strickland	25-27
Harrison Barnes	28-31
Reggie Bullock	32-33
Kendall Marshall	34-36
Luke Davis	37
P.J. Hairston	38-39
Desmond Hubert	40-41
James Michael McAdoo	42-43
Jackson Simmons	44-45
Stilman White	46-47

COACHES & STAFF

Roy Williams	48-59
Steve Robinson	60
Jerod Haase	61
C.B. McGrath	62
Joe Holladay	63
Jonas Sahratian, Chris Hirth, Eric Hoots	64
Jenn Townsend, Support Staff	65

THIS IS CAROLINA

Academic Excellence	66-67
UNC: The First State University	68-69
The Rams Club	70-71
Carolina Family	72-73
The Carolina Way	74-75
Why Carolina?	76-77
Fan Support	78-79
Chancellor Holden Thorp	80
Athletic Director Dick Baddour	80
Carolina in the Community	81
National Exposure	82-83
Sports Illustrated Covers	84
Former Tar Heels in Broadcasting	85
Smith Center Renovations	86-87
Smith Center Home Court Advantage	88-89
Top-Notch Facilities	90-91
The Dean E. Smith Center	92
Smith Center Records	93
Late Night With Roy	94
Carolina Basketball Museum	95

HISTORY

Hall of Famers	96-97
National Players of the Year	98-99
Retired Jerseys	100-103
Jerseys in the Rafters	104-107
Carolina Basketball Timeline	108-115
Dean Smith	116-117
NCAA Tournament Success	118-119
18 Final Fours	120-121
1957 NCAA Champions	122-123
1982 NCAA Champions	124-125
1993 NCAA Champions	126-127
2005 NCAA Champions	128-129
2009 NCAA Champions	130-131
NCAA Tournament History	132-134
NCAA Tournament Results	135-137
NCAA Tournament Team Records	138
NCAA Tournament Individual Records	139
ACC Tournament History	140-143
Fantastic Finishes	144-147
NBA Legacy	148-149
NBA Pipeline	150-151
Michael Jordan	152
Vince Carter	153
Antawn Jamison	154
Marvin Williams	155
Raymond Felton	156
Ty Lawson	157
Tyler Hansbrough	158
Wayne Ellington	159
Brendan Haywood	160
Ed Davis	161
Danny Green	162
Brandon Wright	162
NBA Award Winners	163-164
NBA Draft History	165-166
All-Time NBA Roster	167-168

RECORD BOOK

Team Records: Season	169
Team Records: Single Game	170-171
Scoring Records	172-175
Field Goal Records	176
Three-Point Field Goal Records	177
Free Throw Records	178
Rebounding Records	179
Assist Records	180
Steal Records	181
Blocked Shot Records	182
Miscellaneous Records	183
Top Single-Game Performances	184
Yearly Statistical Leaders	185-186
Annual UNC Team Statistics	187
Annual Opponent Team Statistics	188
Award Winners	189-193
Stats for 1,000-Point Scorers	194
All-Time Lettermen	195

All-Time Uniform Numbers	196
Frank McGuire	197
Bill Guthridge	197
All-Time Coaching Records	197
Year-by-Year Records	198-199
Scores in the Roy Williams Era	200-201
AP Poll History	202-203

2010-11 SEASON REVIEW

2010-11 Statistics & Results	204
2010-11 Team Game-by-Game Statistics	205
2010-11 Highs & Lows	206
2010-11 Miscellaneous Statistics	207

Media Information	208
-------------------	-----



The 2011-12 University of North Carolina men's basketball yearbook was published by the UNC Athletic Communications office. Additional copies may be purchased by sending a check for \$10 to: UNC Athletic Communications, P.O. Box 3760, Chapel Hill, N.C., 27515.

Edited & Designed by: Matt Bowers
Written by: Steve Kirschner
Editorial Assistance: Joe Amati (NBA Photos), Rick Brewer, Kevin Chandler, Dana Gelin, Gary Johnson (NCAA), Adam Lucas, Terry Kermit Roberts, Teon Watson and the UNC Athletic Communications student assistant staff.
Photography: Head shots by Jeffrey Camarati. Action photos as noted. Photos of NBA players are courtesy of NBA Photos unless otherwise noted.
Covers: Designed by Dana Gelin
Cover Photos: *FRONT:* Robert Crawford (Zeller primary), Grant Halverson (Watts primary), Jeffrey Camarati, Crawford; *INSIDE FRONT:* Bob Donnan (Strickland primary, McDonald primary), Crawford (Henson primary), J.D. Lyon Jr., Jim Bounds, Donnan, Crawford; *INSIDE BACK:* Peyton Williams (Marshall primary), Donnan (Barnes primary), Camarati (Bullock primary), Camarati, Crawford; *BACK:* Sally Sather (Perkins/Worthy, Jordan), Getty Images (May, Williams, Hansbrough), Dan Sears (Guthridge), Hugh Morton (1969 celebration, Smith), Camarati (2009 trophy, 2009 celebration).
Printing: University Directories of Chapel Hill, N.C. Special thanks to Meredith Rutala.



Carolina
Basketball
2011-12



2011 QUICKEN LOANS CARRIER CLASSIC



The 2011 Quicken Loans Carrier Classic, the first men's college basketball game to be played on the deck of a military aircraft carrier, will be played on the USS Carl Vinson in the San Diego harbor on Nov. 11, 2011. The event will honor the men and women in the armed forces.



**"It's an honor for Carolina Basketball to play in such a unique game that will benefit and salute the United States' armed forces."
— Roy Williams**

The game features a rematch of the 2009 NCAA championship game won by UNC over Michigan State. A basketball court with seating for approximately 7,000 fans will be constructed on the flight deck. The game will be played below the flight deck in the event of rain.

DAY	DATE	OPPONENT/EVENT	SITE	TIME	TV
Fri.	Oct. 28	UNC Pembroke (exhibition)	Chapel Hill	7:30 p.m.	TarHeelBlue.com
Quicken Loans Carrier Classic					
Fri.	Nov. 11	vs. Michigan State (USS Carl Vinson)	San Diego, Calif.	7 p.m.	ESPN
Sun.	Nov. 13	at UNC Asheville (Kimmel Arena)	Asheville, N.C.	4 p.m.	ESPNU
Continental Tire Las Vegas Invitational					
Sun.	Nov. 20	Mississippi Valley State	Chapel Hill	2 p.m.	RSN
Tue.	Nov. 22	Tennessee State	Chapel Hill	7:30 p.m.	ESPN3
Fri.	Nov. 25	vs. South Carolina (Orleans Arena)	Las Vegas, Nev.	10 p.m.	ESPN2
Sat.	Nov. 26	vs. USC or UNLV (Orleans Arena)	Las Vegas, Nev.	10:30 p.m.	ESPN2
ACC/Big Ten Challenge					
Wed.	Nov. 30	Wisconsin	Chapel Hill	9:30 p.m.	ESPN
Sat.	Dec. 3	at Kentucky (Rupp Arena)	Lexington, Ky.	Noon	CBS
Tue.	Dec. 6	Evansville	Chapel Hill	7 p.m.	ESPNU
Sat.	Dec. 10	Long Beach State	Chapel Hill	7 p.m.	ESPN3
Sat.	Dec. 17	Appalachian State	Chapel Hill	6 p.m.	ESPNU
Mon.	Dec. 19	Nicholls	Chapel Hill	7 p.m.	ESPNU
Wed.	Dec. 21	Texas	Chapel Hill	7 p.m.	ESPN2
Thu.	Dec. 29	Elon	Chapel Hill	7 p.m.	ESPNU
Sun.	Jan. 1	Monmouth	Chapel Hill	3 pm.	ESPNU
Sat.	Jan. 7	Boston College	Chapel Hill	2:30 p.m.	ACCN
Tue.	Jan. 10	Miami	Chapel Hill	9 p.m.	ACCN
Sat.	Jan. 14	at Florida State (Donald L. Tucker Center)	Tallahassee, Fla.	2 p.m.	ESPN
Thu.	Jan. 19	at Virginia Tech (Cassell Coliseum)	Blacksburg, Va.	9 p.m.	ESPN or ESPN2
Thu.	Jan. 26	NC State	Chapel Hill	7 p.m.	ESPN or ESPN2
Sun.	Jan. 29	Georgia Tech	Chapel Hill	6 p.m.	ESPNU
Tue.	Jan. 31	at Wake Forest (Lawrence Joel Coliseum)	Winston-Salem, N.C.	9 p.m.	ESPNU
Sat.	Feb. 4	at Maryland (Comcast Center)	College Park, Md.	4 p.m.	ESPN or ESPN2
Wed.	Feb. 8	Duke	Chapel Hill	9 p.m.	ESPN/ACCN
Sat.	Feb. 11	Virginia	Chapel Hill	1 p.m.	ACCN
Wed.	Feb. 15	at Miami (BankUnited Center)	Coral Gables, Fla.	7 p.m.	ESPN or ESPN2
Sat.	Feb. 18	Clemson	Chapel Hill	4 p.m.	ESPN or ESPN2
Tue.	Feb. 21	at NC State (RBC Center)	Raleigh, N.C.	8 p.m.	ACCN
Sat.	Feb. 25	at Virginia (John Paul Jones Arena)	Charlottesville, Va.	4 p.m.	ESPN or ESPN2
Wed.	Feb. 29	Maryland	Chapel Hill	7 p.m.	ESPN or ESPN2
Sat.	March 3	at Duke (Cameron Indoor Stadium)	Durham, N.C.	7 p.m.	ESPN

2012 ATLANTIC COAST CONFERENCE TOURNAMENT – ATLANTA, GA., PHILLIPS ARENA

Thu.	March 8	#8 vs. #9		Noon	ESPNU/ACCN
		#5 vs. #12		2:30 p.m.	ESPNU/ACCN
		#7 vs. #10		7 p.m.	ESPNU/ACCN
		#6 vs. #11		9:30 p.m.	ESPNU/ACCN
Fri.	March 9	#1 vs. 8/9 winner		Noon	ESPN2/ACCN
		#4 vs. 5/12 winner	2:30 p.m.	ESPN2/ACCN	
		#2 vs. 7/10 winner	7 p.m.	ESPN2/ACCN	
		#3 vs. 6/11 winner	9:30 p.m.	ESPN2/ACCN	
Sat.	March 10	Semifinals		1 & 3:30 p.m.	ESPN/ACCN
Sun.	March 11	Championship		1 p.m.	ESPN/ACCN

2012 NCAA TOURNAMENT

First Round: March 13 and 14 (Dayton, Ohio)

Second & Third Rounds: March 15 and 17 (Pittsburgh, Pa., Louisville, Ky., Albuquerque, N.M., and Portland, Ore.); March 16 and 18 (Greensboro, N.C., Nashville, Tenn., Columbus, Ohio and Omaha, Neb.)

Regionals: March 22 and 24 (East– Boston, Mass.; West– Phoenix, Ariz.); March 23 and 25 (South– Atlanta, Ga.; Midwest– St. Louis, Mo.)

Final Four: March 31 and April 2 (New Orleans, La.)



all times are Eastern Standard Time

ACCN= Atlantic Coast Conference Network; RSN= Regional Sports Network

all ACC regular-season and ACC Tournament games except Jan. 29 and Jan. 31 also available on ESPN3



The University of North Carolina and Nike extended their agreement for 10 more years beginning in July 2008. The agreement provides each varsity team with shoes, apparel, equipment bags and other products. It also provides \$2 million to the Chancellor's Academic Enhancement Fund for faculty support.

The Tar Heel men's basketball team wears the Jumpman line, named after UNC's Michael Jordan.


2011-12 ROSTER
ALPHABETICAL

No.	Player	Yr.	Pos.	Ht.	Wt.	Hometown	High School(s)
40	Harrison Barnes	So.	F	6-8	215	Ames, Iowa	Ames
35	Reggie Bullock	So.	G	6-7	205	Kinston, N.C.	Kinston
34	Stewart Cooper	Sr.	F	6-5	202	Winston-Salem, N.C.	Forsyth Country Day
30	Patrick Crouch	Sr.	G	5-11	180	Asheville, N.C.	T.C. Roberson
4	Luke Davis #	So.	G	6-0	172	Raleigh, N.C.	Ravenscroft
22	David Dupont	Sr.	F	6-5	190	Greensboro, N.C.	Grimsley
15	P.J. Hairston	Fr.	G	6-5 ^{1/2}	220	Greensboro, N.C.	Hargrave Military Academy (Va.)/Dudley
31	John Henson	Jr.	F	6-11	220	Tampa, Fla.	Sickles
14	Desmond Hubert	Fr.	F	6-9 ^{1/2}	205	Cream Ridge, N.J.	New Egypt
5	Kendall Marshall	So.	G	6-4	195	Dumfries, Va.	Bishop O'Connell
43	James Michael McAdoo	Fr.	F	6-9	218	Norfolk, Va.	Norfolk Christian
2	Leslie McDonald	Jr.	G	6-5	210	Memphis, Tenn.	Briarcrest Christian
21	Jackson Simmons	Fr.	F	6-7	205	Webster, N.C.	Smoky Mountain
1	Dexter Strickland	Jr.	G	6-3	180	Rahway, N.J.	St. Patrick
24	Justin Watts	Sr.	G	6-5	210	Durham, N.C.	Jordan
11	Stilman White	Fr.	G	6-0	160	Wilmington, N.C.	Hoggard
44	Tyler Zeller	Sr.	F	7-0	250	Washington, Ind.	Washington

NUMERICAL

No.	Player	Yr.	Pos.	Ht.	Wt.	Hometown	High School(s)
1	Dexter Strickland	Jr.	G	6-3	180	Rahway, N.J.	St. Patrick
2	Leslie McDonald	Jr.	G	6-5	210	Memphis, Tenn.	Briarcrest Christian
4	Luke Davis #	So.	G	6-0	172	Raleigh, N.C.	Ravenscroft
5	Kendall Marshall	So.	G	6-4	195	Dumfries, Va.	Bishop O'Connell
11	Stilman White	Fr.	G	6-0	160	Wilmington, N.C.	Hoggard
14	Desmond Hubert	Fr.	F	6-9 ^{1/2}	205	Cream Ridge, N.J.	New Egypt
15	P.J. Hairston	Fr.	G	6-5 ^{1/2}	220	Greensboro, N.C.	Hargrave Military Academy (Va.)/Dudley
21	Jackson Simmons	Fr.	F	6-7	205	Webster, N.C.	Smoky Mountain
22	David Dupont	Sr.	F	6-5	190	Greensboro, N.C.	Grimsley
24	Justin Watts	Sr.	G	6-5	210	Durham, N.C.	Jordan
30	Patrick Crouch	Sr.	G	5-11	180	Asheville, N.C.	T.C. Roberson
31	John Henson	Jr.	F	6-11	220	Tampa, Fla.	Sickles
34	Stewart Cooper	Sr.	F	6-5	202	Winston-Salem, N.C.	Forsyth Country Day
35	Reggie Bullock	So.	G	6-7	205	Kinston, N.C.	Kinston
40	Harrison Barnes	So.	F	6-8	215	Ames, Iowa	Ames
43	James Michael McAdoo	Fr.	F	6-9	218	Norfolk, Va.	Norfolk Christian
44	Tyler Zeller	Sr.	F	7-0	250	Washington, Ind.	Washington

Davis transferred from Gardner-Webb and will be eligible to play in 2012-13

Head Coach: Roy Williams (9th year at UNC, 24th as head coach)

Assistant Coaches: Steve Robinson, Jerod Haase, C.B. McGrath; **Director of Operations:** Joe Holladay;

Director of Strength and Conditioning: Jonas Sahratian; **Video Coordinator/Director of Player**

Relations: Eric Hoots; **Head Athletics Trainer:** Chris Hirth

PRONUNCIATION GUIDE

Bullock	bull-LOCK
Haase	rhymes with "class"
Sahratian	suh-ray-shun

CAROLINA BASKETBALL 2011-12 QUICK FACTS**GENERAL INFORMATION**

Location	Chapel Hill, N.C.
Founded	1789
Enrollment	17,895 (undergraduate)
Nickname	Tar Heels
School Colors	Carolina Blue & White
Conference	Atlantic Coast
Chancellor	Holden Thorp
Athletic Director	Dick Baddour
Arena	Dean E. Smith Center (21,750)
2010-11 Record	29-8 (NCAA Final 8)
2010-11 ACC Record	14-2 (first place)

STAFF

Head Coach	Roy Williams
Record at Carolina	225-62 (eight seasons)
Record Overall	643-163 (23 seasons)

Assistant Coaches

Steve Robinson, Jerod Haase, C.B. McGrath
Director of Basketball Operations Joe Holladay
Strength & Conditioning Coordinator
Jonas Sahratian
Head Athletic Trainer Chris Hirth
Dir. Player Relations/Video Coordinator Eric Hoots

STARTERS RETURNING (5)

No.	Player	Ht.	Wt.	Cl.	Pos.
1	Dexter Strickland	6-3	180	Jr.	G
5	Kendall Marshall	6-4	195	So.	G
31	John Henson	6-11	220	Jr.	F
40	Harrison Barnes	6-8	215	So.	F
44	Tyler Zeller	7-0	250	Sr.	F

OTHER LETTERWINNERS RETURNING (6)

No.	Player	Ht.	Wt.	Cl.	Pos.
2	Leslie McDonald	6-5	210	Jr.	G
22	David Dupont	6-5	190	Sr.	F
24	Justin Watts	6-5	210	Sr.	G
30	Patrick Crouch	5-11	180	Sr.	G
34	Stewart Cooper	6-5	202	Sr.	F
35	Reggie Bullock	6-7	205	So.	G

NEWCOMERS (6)

No.	Player	Ht.	Wt.	Cl.	Pos.
4	Luke Davis #	6-0	172	So.	G
11	Stilman White	6-0	160	Fr.	G
14	Desmond Hubert	6-9 ^{1/2}	205	Fr.	F
15	P.J. Hairston	6-5 ^{1/2}	220	Fr.	G
21	Jackson Simmons	6-7	205	Fr.	F
43	James Michael McAdoo	6-9	220	Fr.	F

transfer eligible in 2012-13



STEWART COOPER
 Sr. • F • 6-5 • 202
 Winston-Salem, N.C.
 (Forsyth Country Day)

A walk-on in his second season with the varsity squad • A veteran of the Carolina junior varsity program • Played in 12 games last season as a junior • Shot 0 for 2 from the field on the year, grabbing four rebounds and tallying one assist.

PREP


Played for former Wake Forest guard Rusty LaRue at Forsyth Country Day School in Lewisville, N.C. • Played four years of varsity soccer, three years of varsity basketball and one year of junior varsity basketball • Played club soccer for a year • Team captain of the soccer and basketball teams as a senior • Two-time basketball team MVP • Led the soccer team to back-to-back state championships • Division II USSSA Nationals all-star team • National Honor Society member.

PERSONAL

Born Stewart Baldwin Cooper on June 11, 1989, in Winston-Salem, N.C. • Is the son of Tim and Kate Cooper and the younger brother of Bobby Cooper, the head manager of the 2010-11 Tar Heel basketball team • Majoring in history.

Cooper's Career Statistics

Year	G	Min	FG	3FG	Reb	A	Bl	St.	Pts	Avg
2010-11	12	17	0-2	0-0	4	1	0	0	0	0.0



PATRICK CROUCH
 Sr. • G • 5-11 • 180
 Asheville, N.C.
 (T.C. Roberson)

An Asheville native and walk-on now in his second season with the varsity team after coming up through the junior varsity program • Played in 12 games as a junior in 2010-11, hitting 4 of 8 field goal attempts and 1 of 3 three-point tries for nine points on the year.

PREP


A graduate of T.C. Roberson High School in Asheville, N.C., the alma mater of UNC head coach Roy Williams • Played a year of junior varsity basketball and three years on the varsity • Also played a year of JV soccer and one year of varsity soccer • MAC conference player of the year and team MVP in basketball in 2007 and 2008 • Three-time team captain on the hardwood • Earned all-conference and all-region honors • Graduated in the top 10 percent of his class • School's top student-athlete with a 4.75 grade point average • Top Scholar Award • Bob Walters Award • National Honor Society.

PERSONAL

Patrick Austin Crouch is the son of Tom and Ellen Crouch • Born on May 1, 1990, in Asheville • Majoring in business administration.

Crouch's Career Statistics

Year	G	Min	FG	3FG	Reb	A	Bl	St.	Pts	Avg
2010-11	12	20	4-8	1-3	1	0	0	0	9	0.8



DAVID DUPONT
 Sr. • F • 6-5 • 190
 Greensboro, N.C.
 (Grimsley)

A walk-on from Greensboro who joined the varsity team prior to the 2010-11 season • Appeared in 12 games as a junior last year • Shot 0 for 4 and did not score but grabbed five rebounds • A veteran of the Carolina junior varsity program.

PREP

Four-year letterwinner at Grimsley High School in Greensboro, N.C. • Team captain and all-conference selection • Also played three years of varsity soccer, earning all-state honors and spots in the East-West All-Star Game and the N.C.-S.C. All-Star soccer games • Team MVP and captain • Played a number of years of club soccer, winning two state club championships • Honor roll student • AP scholar and member of the National Honor Society • Member of Habitat for Humanity and Young Life.

PERSONAL

David Michael Dupont is the son of David and Connie Dupont • Born on Dec. 16, 1989, in Greensboro • His father played basketball at James Madison from 1979-83 and was a part of the '82 JMU team that played eventual NCAA champion UNC in the NCAA Tournament • Majoring in exercise and sport science.

Dupont's Career Statistics

Year	G	Min	FG	3FG	Reb	A	Bl	St.	Pts	Avg
2010-11	12	18	0-4	0-3	5	1	0	0	0	0.0



Jeffrey Camarati



Jeffrey Camarati



Jeffrey Camarati

JUSTIN WATTS

THE WATTS FILE

PERSONAL

- Full Name: Justin Lee Watts
- Born: July 1, 1990, in Durham, N.C.

PARENTS

- Gregory & Linda Watts

PREP COACH

- Kim Annas

Justin Watts #24

#24 justin
WATTS

6-5 • 210 • Guard • Senior
Durham, N.C. • Jordan HS
Communication Studies major

Jim Bounds

WATTS' CAREER STATISTICS																			
YEAR	GP-GS	MIN	AVG	FGM-A	PCT	3FGM-A	PCT	FTM-A	PCT	OFF	DEF	REB	AVG	A	TO	B	S	PTS	AVG
2008-09	27-0	44	2.1	7-12	24.2	0-6	0.0	3-7	42.9	7	13	20	0.7	5	9	3	2	19	0.7
2009-10	23-2	143	6.2	15-37	40.5	4-9	44.4	6-14	42.9	8	11	19	0.8	18	15	4	5	40	1.7
2010-11	34-0	314	9.2	21-56	37.5	7-21	33.3	16-30	53.3	22	42	64	1.9	18	15	4	2	65	1.9
TOTALS	84-2	542	6.5	44-126	34.9	11-36	30.6	25-51	49.0	37	66	103	1.2	41	39	11	9	124	1.5





Jeffrey Camarati

Jim Bounds (center)

Jeffrey Camarati

CAREER

Has played in more games than any current Tar Heel • Played at the two-guard in his first two seasons, but played almost exclusively as an under-sized power forward in 2011 • Has started two of his 84 games as a Tar Heel (both in 2009-10) • Is an exceptional offensive rebounder for his size and has earned playing time with his leadership and defensive prowess • Has scored 124 points • Scored the final two points for the Tar Heels in the 2009 NCAA title game against Michigan State.

and had a spectacular putback slam against Rutgers • Grabbed a career-high seven rebounds against William and Mary • Hit a second-half three-pointer and finished with five points against Texas • Scored a career-high 13 points on 6 of 6 shooting from the floor in the win over Hofstra • That was his first career double-figure scoring game as a Tar Heel • Turned in a key play in the win over Kentucky – midway through the second half with UNC trailing by four, he grabbed an offensive rebound and turned it into a three-point play.

JUNIOR SEASON (2010-11)

Hit a three from the corner against Miami in the ACC Tournament • Scored his first basket since returning from injury after an offensive rebound at home against Duke • Did not play in three games due to a sprained right ankle, an injury he suffered in the latter moments of the first half against Clemson on Jan. 18 • Returned to action on Feb. 6 against Florida State • Carolina's defensive player of the game against Long Beach and Texas • Grabbed six rebounds in 13 minutes against Virginia Tech • Scored in double figures for the second time in his career with a 10-point effort against Rutgers in Madison Square Garden • Hit a pair of three-pointers (first multi-threes game in his career)

SOPHOMORE SEASON (2009-10)

Played in 23 games and made starts in two, against Presbyterian and Rutgers • Averaged 1.7 points and had 18 assists • Made his first college start on Dec. 12 against Presbyterian and finished with nine points, four boards, three assists and two steals in a career-high 22 minutes of action • Tied a number of career highs in that game • Connected on 4 for 9 from three-point range • Had a career-high four assists against Valparaiso • Scored five points in seven minutes against Ohio State in Madison Square Garden.



Jeffrey Camarati



Jeffrey Camarati


JUSTIN WATTS


Robert Crawford

**FRESHMAN SEASON
(2008-09)**

Member of the 2009 national champions • Played in 27 games, including four of the six games in the NCAA Tournament • Scored the final two points against Michigan State in the NCAA championship game in Detroit • Played 85 minutes with a season-high 11 against Chaminade and UNC Asheville • Scored 19 points and had five assists • Had a season-high nine points and four rebounds in Maui against Chaminade • Had a pair of assists against Radford in the opening round of the NCAA Tournament • Played three first-half minutes against Oklahoma in the South Regional final.

PREP

Played for Coach Kim Annas at Jordan, where he averaged 24.4 points, 8.7 rebounds and 2.0 rebounds per game • Had a season-high 34 points against Northern Durham • Also an outstanding student • Was the Pac-6 Conference Player of the Year, District 6 Player of the Year, three-time all-conference selection and Jordan MVP • Made the all-tournament team at the GlaxoSmithKline event • Two-time team captain.

PERSONAL

Born Justin Lee Watts on July 1, 1990, in Durham, N.C. • Son of Gregory and Linda Watts • His dad played at Troy State • His cousin, Hank Poteat, played eight NFL seasons with Pittsburgh, Tampa Bay, New England and the New York Jets • Communication studies major.

TarHeelBlue.com Focus:
THE RINGLEADER

by Adam Lucas, TarHeelBlue.com

John Henson is amazed by Justin Watts. Not by the senior's athleticism, although he's sneakily one of the highest jumpers on the roster. Not by his selfless dedication to the team, although Watts played out of position in the post for much of last year because of a lack of big man depth.

No, when Watts is mentioned, Henson immediately mentions the senior's jewelry collection.

"Justin has, like, five rings," Henson says incredulously. "He's got rings from tournaments and championships and all kinds of things. Any time you win a ring, that's something you have to respect."

For the record, Watts has four rings. He has two national championship rings from 2009—one issued by the NCAA and one issued by the school. He has an ACC championship ring from 2009, when the Tar Heels claimed the regular season title. And he added a fourth in 2011, when Carolina won another league regular season championship.

Watts doesn't parade his winnings around the locker room, so he's not quite sure how Henson calculated his tally.

"I keep them at my mother's house," Watts says. "She has them on display. I think I may have worn one of them one time to church, but that was it. I don't want to take the chance of something happening to them, so I keep them up there on the shelf."

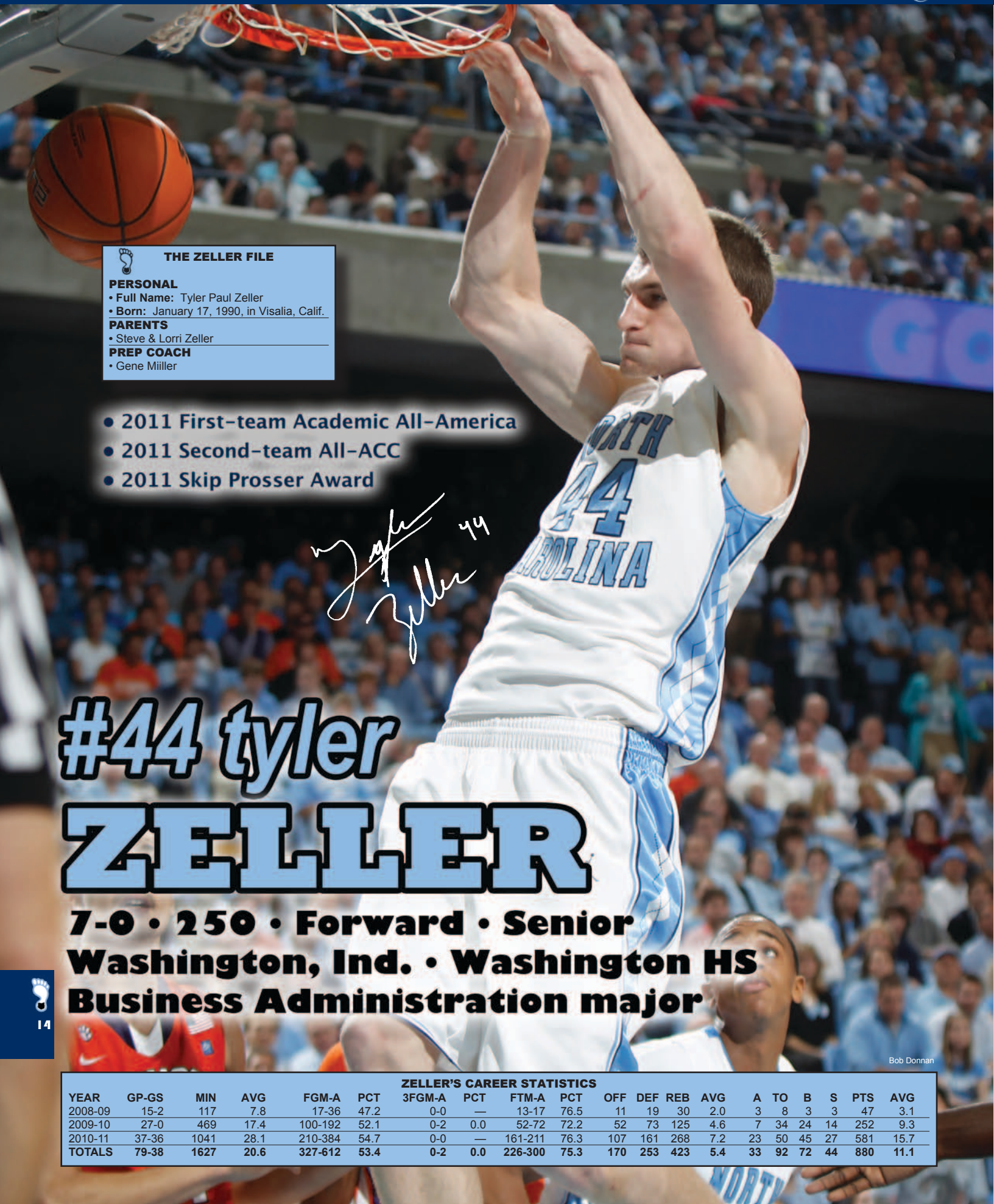
The goal for his senior season is to add to that collection. Watts and Tyler Zeller are attempting to become the first Tar Heels ever to play on two national championship teams. The 6-foot-5 Watts isn't entirely certain what his role will be in 2011-12. Carolina has replenished some of the post depth, adding James Michael McAdoo, Desmond Hubert and Jackson Simmons to go with Henson and Zeller.


This season, it might be that more minutes are available on the wing, where Leslie McDonald's offseason knee injury could open some playing time. Because of that uncertainty, Watts didn't spend his offseason preparing for one particular senior role. Instead, he worked on his game as a whole, so he'll be ready to contribute on the perimeter or in the post, whatever the coaching staff asks of him.

As the lone scholarship seniors on a talented team with plenty of expectations, Zeller and Watts will also have a leadership role. Watts is not naturally a vocal person, but learned from watching players like Danny Green and Marcus Ginyard earlier in his career that it's not always the person talking the loudest who provides the leadership.

"You watch and learn when you're a freshman and sophomore," he says. "That teaches you what the freshmen will need to hear, because you remember what you needed to hear when you were a freshman.

"Being a leader doesn't mean yelling at people. It can mean that if we have weights, make sure everyone knows. Freshmen may not know how important it is to be on time and do the little things. If we have weights at 3:00, don't get there at 2:55. Be there at 2:30. They may think small things are a big deal, but it goes a long way towards avoiding distractions."



 **THE ZELLER FILE**

PERSONAL
 • Full Name: Tyler Paul Zeller
 • Born: January 17, 1990, in Visalia, Calif.

PARENTS
 • Steve & Lorri Zeller

PREP COACH
 • Gene Müller

- 2011 First-team Academic All-America
- 2011 Second-team All-ACC
- 2011 Skip Prosser Award

Tyler Zeller 44

#44 tyler ZELLER

7-0 • 250 • Forward • Senior
Washington, Ind. • Washington HS
Business Administration major

Bob Donnan

YEAR	GP-GS	MIN	AVG	FGM-A		PCT	3FGM-A		PCT	FTM-A		PCT	OFF	DEF	REB	AVG	A	TO	B	S	PTS	AVG
2008-09	15-2	117	7.8	17	36	47.2	0	0	—	13	17	76.5	11	19	30	2.0	3	8	3	3	47	3.1
2009-10	27-0	469	17.4	100	192	52.1	0	2	0.0	52	72	72.2	52	73	125	4.6	7	34	24	14	252	9.3
2010-11	37-36	1041	28.1	210	384	54.7	0	0	—	161	211	76.3	107	161	268	7.2	23	50	45	27	581	15.7
TOTALS	79-38	1627	20.6	327	612	53.4	0	2	0.0	226	300	75.3	170	253	423	5.4	33	92	72	44	880	11.1

TYLER ZELLER

GENERAL INFO

Preseason second-team All-America (Sporting News) • Rated the second-best returning player in the ACC (behind Harrison Barnes) by USA Today and the nation's second-best center by Lindy's.

CAREER

Scored 103 points in the 2011 NCAA Tournament, the second-highest scoring output by a Tar Heel in a four-game NCAA Tournament behind only Charles Scott, who totaled 105 points in 1969 • First Tar Heel to score 20 or more points in four straight NCAA games since Donald Williams in 1993 • Averaged 25.8 points and 8.8 rebounds and had six assists, eight blocks and five steals in the NCAA Tournament • Made 35 for 59 (.593) from the floor and 33 for 39 (.846) from the line • First time in his career he scored 20 or more points in four consecutive games • Led UNC in scoring in each of the four NCAA games • Selected to the East Regional all-tournament team.

One of five players selected to CoSIDA's 2011 Capitol One Academic All-America first team • The first Tar Heel to earn first-team Academic All-America honors since Eric Montross in 1994 • Won the 2011 Skip Prosser Award as the ACC's top scholar-athlete in men's basketball • Named to the ACC's All-Academic team for the third year in a row.

Carolina's leading active scorer with 880 points in 79 games (11.1 ppg) • Shooting 53.4 percent from the floor and 75.3 from the line • Played on the 2009 national championship team as a freshman.

JUNIOR SEASON (2010-11)

Led the ACC in field goal percentage in all games (.547) and ACC games (.580) • Carolina's defensive player of the game a team-high 11 times • Averaged 15.7 points per game, tied with Harrison Barnes for the team lead (Zeller scored 581 points in 37 games, Barnes 580) • Scored in double figures in 32 of 37 games, including 17 of the last 18 games • Carolina's second-leading rebounder (7.2) and shot blocker (45) and



was third in steals (27) • Led the Tar Heels in scoring 15 times • Led the Tar Heels in free throws made (161), free throws attempted (211) and free throw percentage (.763) • Made 19 more free throws than any other UNC player attempted.

Earned first-team All-ACC Tournament honors • Averaged 13.7 points and 6.3 rebounds, made 16 of 31 shots from the floor and 9 of 12 free throws in the three games in Greensboro • Hit the tying and winning shots against Miami and the tying basket against Clemson • Had three blocks against Duke.

2010-11 NCAA Tournament Highlights:

Led Carolina in scoring for the fourth straight game with 21 points and added nine rebounds and four blocks in regional final vs. Kentucky • Scored UNC's last four points, including both ends of a one-and-one to tie the game at 67 and a tip-in with 1:52 to play to pull within a point • Led all scorers for the third game in a row with 27 points and added 12 rebounds, four assists and three steals in Sweet 16 win over Marquette • The four as-

sists were a career high and he tied his career best with seven offensive boards and the three thefts • Led all scorers with 23 points and was UNC's top defender in win over Washington • Scored a career-high 32 points and added nine rebounds and three blocks against LIU • Tied the sixth-most points by a Tar Heel in an NCAA Tournament game (most since Tyler Hansbrough's 33 against Michigan State in 2007) • Went 9 of 14 from the floor and 14 of 19 from the line • The 14 free throws equal the second-most by a Tar Heel in an NCAA Tournament game (with Tommy Kearns in 1957 and Tyler Hansbrough in 2007) and the 19 attempts equal the most in UNC's NCAA history (with Kearns) • Scored 25 of his 32 points in the second half (from 15:18 to 7:39, he scored 14 of UNC's 18 points).

2010-11 ACC Tournament Highlights:

Scored 10 of his 14 points in the second half including a jump hook with 29 seconds to play in regulation that tied the game at 73-all in UNC's ACC semifinal win over

Clemson • Second straight game he hit the tying basket with less than a minute to play • Scored UNC's last four field goals of the game including the game-winner with no time left to play in 61-59 win over Miami in the ACC quarterfinal • Jump hook with 43 seconds to play tied the game at 59, the first tie since it was 20-20, then took a pass from Kendall Marshall and laid it in for the winning hoop.

2010-11 Regular Season Game Highlights:

Made 7 of 11 shots from the floor and had 14 points in win over Duke – after the Blue Devils closed to within 60-52, Zeller scored six of UNC's next eight points to increase the lead back to 12 • Established a personal ACC scoring high with 25 points on 10 of 16 shooting against Maryland • Scored 14 first-half points as UNC built a 43-31 advantage • Earned his fourth consecutive defensive player of the game award, led all scorers with 16 points and had nine rebounds in 48-46 win over Boston College • Helped UNC limit BC to just 14 field goals and 26.9 percent shooting from the floor • Was defensive player of the game for the third game in a row, led UNC with 18 points and pulled down nine boards against Wake Forest • Defensive player of the game at Clemson, helping UNC limit the Tigers to 34.4 percent shooting from the floor and 62 points at home • Scored 24 points, grabbed a career-high 13 rebounds and was UNC's top defender at Duke • Had 13 points and nine rebounds in the opening half • Went 6 for 7 from the floor and 6 of 6 from the free throw line en route to an ACC season high 18 points and tied his career high with three steals at Boston College • Had 11 points, seven rebounds and three blocks in home win over Clemson • Had 16 points and nine rebounds against Virginia Tech – bucket with 2:18 to play gave Carolina the lead for good and another basket with 1:01 left gave the Tar Heels a 62-58 lead.

Had a game-high 18 points and eight rebounds at Evansville.

Led Carolina to a 75-73 win over 10th-ranked Kentucky with a spectacular 27-point, 11-rebound, five

block performance • Established then-career highs in points and rebounds, tied his career best in blocks and was UNC's defensive player of the game • Made 8 of 13 shots from the floor and 11 of 12 (10 in a row) from the line • Scored 18 of his 27 points in the second half • Went 10 for 10 from the line in the final 4:19 • The 27 points marked the third time in his last five games he scored 20 or more points, establishing career highs all three times • Had 20 points and 10 rebounds against Vanderbilt and 23 points in win over UNC Asheville • Made the All-Tournament Team at the Puerto Rico Tipoff Classic, averaging 15.7 points and 7.7 rebounds in three games in San Juan.

**SOPHOMORE SEASON
(2009-10)**

Was fourth on the team in scoring at 9.3 points per game • Carolina's defensive player of the game seven times, second-most on the team despite missing 10 games • Named to the Academic All-ACC Team for the second time.

Averaged 8.9 points and 4.7 rebounds in 11 games after returning from a foot injury that caused him to miss the first 10 games in ACC play • Blocked a career-high five shots and had seven rebounds in win at UAB • Scored seven points with seven rebounds in just 13 minutes in the win at Mississippi State, but caught an elbow above his right eye with 12:10 to play that sent him to the locker room with a facial laceration and a mild concussion • Received five stitches.

Scored eight of his 13 points in the second half in the win over William and Mary • Twice stole the ball near midcourt and raced in for breakaway dunks, including the game-clinching play with 48 seconds to go that gave UNC a 77-72 lead • Recorded his first career double-double with 17 points and 10 rebounds in the ACC Tournament against Georgia Tech.

Missed 10 ACC games before returning to action on Feb. 20 at Boston College • Had nine points, seven rebounds and two blocks against the Eagles • Had eight points and two blocks in the win at Wake Forest • Diagnosed on Jan. 14, 2010, with a stress fracture in

his third metatarsal in his right foot • Tar Heels went 2-8 in his absence.

Matched his career scoring high with 18 points in the win over Marshall • Made a career-best seven field goals against the Herd, the second time in as many games he made seven field goals • Had 16 points on 7 of 8 shooting from the floor against Texas • Went 6 for 6 from the floor against NC Central • Earned his first defensive player of the game award as a Tar Heel against NC Central • Also won defensive honors against Valparaiso, Rutgers, Kentucky, Albany, Florida State and UAB • Had nine points and two blocks against Syracuse • Had six points and five rebounds in win over Michigan State • Sparked Carolina's second-half rally at Kentucky, scoring six of his 10 points in the half, helping cut a 19-point deficit to three.

**FRESHMAN SEASON
(2008-09)**


Member of the 2009 national champions • Named to All-ACC Academic Basketball Team • Made 17 of 36 shots from the floor and 13 of 17 from the free throw line • Started the first two games he played • Led Carolina with 18 points in his collegiate debut against Penn • Was the first Tar Heel since Tyler Hansbrough (in 2005-06) to lead the team in scoring in his college debut • Had two of UNC's 16 steals against Kentucky • Suffered a broken left wrist in the final minutes the Kentucky game • Underwent surgery on Nov. 19 to repair broken left radius and ulna • Was injured when he was fouled on a breakaway dunk attempt with 1:26 to play • Played in 13 games after returning from a 13-week layoff due to the wrist injury • Began practicing again on Feb. 5 • Returned to action against NC State on Feb. 18 after missing 23 contests • Had two points and three rebounds in eight minutes in his return against NC State • Scored an ACC high eight points against Georgia Tech • Grabbed a season-high eight rebounds in 13 minutes in the NCAA opener against Radford • Hit one free throw in the national title game against Michigan State.



Jeffrey Camarati

**2011 First-Team
Academic
All-America**

**2011 Skip
Prosser Award**



Jeffrey Camarati


 TYLER ZELLER

PREP

Played for Coach Gene Miiller at Washington High School • Selected Indiana's Mr. Basketball in 2008 • Also won Gatorade Player of the Year honors • Averaged 33.1 points and 11.0 rebounds per game as a senior and shot 69 percent from the floor and 82 percent from the free throw line • Led Washington to 2005 and 2008 3-A state titles and four sectional crowns • Scored 43 points in the state finals in the win over Fort Wayne Harding • The 43 points are the most ever scored in any Indiana state title game • Earned Most Valuable Player honors in leading the Indiana high school all-stars to win over the Kentucky all-stars in Indianapolis with 22 points and seven rebounds • McDonald's All-America • Had 15 points, five boards and three blocks in 2008 Kentucky Derby Festival in Louisville • Won the three-point contest at the Derby

Festival • Was MVP of the 2007 Bob Gibbons Memorial Day Tournament • Averaged 18.3 points and 9.5 rebounds as a junior in leading Washington to the sectional title • Three-time all-conference selection • Won the best post player award at the 2007 NBA Players Top 100 camp • Also played on the tennis team for three years.

PERSONAL

Posted a 3.97 GPA and was third in his senior class academically • His older brother played at Notre Dame • Younger brother is a freshman at Indiana • All three brothers were named Indiana's Mr. Basketball and McDonald's All-Americas • Born Tyler Paul Zeller on Jan. 17, 1990 in Visalia, Calif. • Son of Steve and Lorri Zeller • His uncle, Al Eberhard, played for four seasons with the NBA's Detroit Pistons • Business administration major.

TarHeelBlue.com Focus:
MORE THAN A MIND

by Adam Lucas, TarHeelBlue.com

Carolina's recruitment of Tyler Zeller was as simple as a quadratic equation. Or, more precisely, it actually included some quadratic equations.

Zeller, who did a finance internship last summer and took corporate finance during summer school in 2011, was a highly sought-after high school prospect who fielded hundreds of recruiting phone calls. So he had to find a way to multitask.

"When Coach (Joe) Holladay used to call me during recruiting, I would do my calculus homework while I was talking to him," Zeller says. "He never knew I was doing it, and I was paying attention to what he said to me. But I've always been good with numbers."

He's not talking about numbers like points and rebounds, although as a junior he quietly tied for the team lead in scoring and finished second in rebounding on his way to second-team All-ACC honors. Instead, he's talking about...well, let's be honest. I'm not exactly sure what he is talking about.

Zeller tries to explain the differences between the various sides of investment banking. It sounds something like this, which I have transcribed word-for-word in the hopes that future scientists will be able to interpret what he's saying: "In investment banking you value mortgages, bonds, stocks, loans, interest, things like that. You have to value the stocks, so there's always going to be an element that deals only with numbers. There's also an element of valuing the managers and their strategies and the business as a whole. You can do profiles and reduce the risk as much as possible to try and remove all systematic risk. That's what I like. I like the challenge of evaluating people and considering the value of stocks and bonds."

Got all that? This is where you might not be surprised to learn that Zeller was the first Tar Heel since fellow Hoosier Eric Montross to earn first-team Academic All-America honors.

Oh, and in more sportswriter-friendly news: Tyler Zeller is also very good at basketball. So good, in fact, that he pondered making a move to the NBA after his junior season, when he was an essential part of a Carolina team that advanced to the regional final.

Zeller, the middle child of three basketball-playing brothers (his older brother played at Notre Dame and his younger brother is a freshman at Indiana), did consider professional basketball. Ultimately, however, he felt injuries during his Carolina career had prevented him from soaking up the maximum college experience.

"Really, I've only played one year here," Zeller says. "My freshman year, I was part of that team but it was a very small role. They were very talented, and they just didn't need me as much. I came back for my sophomore year, and I got hurt. I was frustrated after those two years. We went to the NIT and I still hadn't really played in the NCAA Tournament.

"Last year was the first year I truly was able to do that. To get there and see that excitement, now I know what it's like to play a part in a big-time team. We've got the opportunity to go a little further this year and hopefully win it all. I wanted to be a part of that."

John Allen Henson #31



THE HENSON FILE

PERSONAL

- Full Name: John Allen Henson
- Born: Dec. 28, 1990, in Greensboro, N.C.

PARENTS

- Matt & Annette Henson

PREP COACH

- Renaldo Garcia

- 2011 National Defensive Player of the Year
- 2011 ACC Defensive Player of the Year
- 2011 Second-team All-ACC

#31 john HENSON

6-11 • 220 • Forward • Junior
Tampa, Fla. • Sickles HS
Communication Studies major

Bob Donnan

YEAR	GP-GS	MIN	AVG	FGM-A		3FGM-A		FTM-A		OFF	DEF	REB	AVG	A	TO	B	S	PTS	AVG
				PCT	PCT	PCT	PCT												
2009-10	37-12	586	15.8	88-181	48.6	4-18	22.2	32-73	43.8	60	103	163	4.4	34	45	60	26	212	5.7
2010-11	37-36	989	26.7	182-364	50.0	1-6	16.7	68-142	47.9	120	254	374	10.1	30	76	118	22	433	11.7
TOTALS	74-48	1575	21.3	270-545	49.5	5-24	20.8	100-215	46.5	180	357	537	7.3	64	121	178	48	645	8.7

JOHN HENSON

GENERAL INFO

An All-America candidate for 2011-12 • Rated the fifth-best returning player in the ACC by USA Today and the nation's second-best power forward by Lindy's.

CAREER

Scored in double figures 34 times, grabbed 10 or more rebounds 26 times and posted 19 double-doubles • Has blocked 178 shots in 73 games (2.4 per game) • Is fourth in UNC history • Has more career blocks than any other sophomore in UNC history (previous was Rasheed Wallace with 156) • Is seventh in ACC history for career blocks by a sophomore.

SOPHOMORE SEASON (2010-11)

Averaged 11.7 points, 10.1 rebounds and 3.2 blocks per game – third Tar Heel to average a double-double in the last 13 seasons and the 16th to ever accomplish that • Named the top defensive player in the country by Fox Sports.com and Yahoo! Sports • Won ACC Defensive Player of the Year honors, the first Tar Heel to win that award • USBWA all-district selection • Led the ACC in blocks (3.2) and was second in rebounding (10.1) • Was seventh in the nation in blocks • Led the Tar Heels in rebounding and blocks and was third in scoring at 11.7 ppg • Scored in double figures 26 times, including 15 of 19 against ACC foes • Shot 50.6 percent from the floor in ACC games, fourth-best in the league • Grabbed 10 or more rebounds 21 times with a career-high 18 against Duke in the ACC championship game • Tied the second-most double-figure rebound games in a season by a Tar Heel (Billy Cunningham had 22 in 1964 and 21 in 1963 and Antawn Jamison had 21 in 1998) • Pulled down 15 or more rebounds five times • Posted 18 double-doubles, including nine straight through the regional semifinal, the longest streak by a Tar Heel since Cunningham had 10 in a row in 1965 • Was 11th nationally in double-doubles • Made 31 of 47 free throws (.660) over his last 11 games • That included a stretch of 29 for 39 (.744) over eight games • Had made 20 of 60 free throws (.333) in the first



Bob Donnan

16 games • Second-team All-ACC Tournament selection (was 15 of 36 from the floor, 8 of 13 from the line and averaged 12.7 points, 14 rebounds and 3 blocks) • Averaged 14.0 points, 10.5 rebounds and 3.8 blocks in the four NCAA Tournament games • Made 23 of 48 shots from the floor (.479) and 10 of 18 free throws (.556).

Pulled down 374 rebounds, the fifth most in a season by a Tar Heel • Averaged 12.2 rebounds over the last 18 games • Had 10 or more rebounds in 15 consecutive games through the regional semifinal • Became the first Tar Heel to have 15 straight 10-rebound games since Cunningham had 40 in a row in 1962-64.

Blocked 118 shots, the second most by a Tar Heel in a season (record is 120 by Brendan Haywood in 2001) • Blocked five or more in 11 games • Swatted a career-high seven against Lipscomb, NC State (home) and Maryland • Tied UNC's NCAA Tournament record with six against LIU • Joined Haywood (in 2001) as the only Tar Heels to lead the ACC in blocks in a season.

2011 NCAA Tournament Game Highlights:

Early foul trouble against Kentucky in the regional final limited him to four points, nine boards and no blocks • Fouled out late in the game – was the only time all season he had more than three fouls • Picked up his third foul with 6:39 to play in the first half and his fourth with 16:03 to play in the game • Had only four field goal attempts, fewest since the fourth game of the season, and did not have a block for the first time since the first ACC game on Jan. 8th • Posted his ninth consecutive double-double and 15th straight double-figure rebounding game with 14 points, 12 rebounds and five blocks against Marquette • Scored 12 of his 14 points in the first half as UNC built a 40-15 lead • Stole the ball on an inbounds pass with 5.4 seconds to play and UNC holding an 84-83 lead in the NCAA Tournament win over Washington • Dexter Strickland followed the steal with two free throws for the final winning margin • Scored a career-high 28 points and had 11 rebounds and five blocked shots in NCAA sec-

ond round win over LIU • Became the first Tar Heel to score at least 25 points, grab at least 10 rebounds and block at least five shots in an NCAA Tournament game • The 28 points are the most by a Tar Heel in his NCAA Tournament debut since Lennie Rosenbluth had 29 against Yale in 1957 • Posted a career-high 20 points in the first half when he made 7 of 12 shots and went 6 for 6 from the line • Made a career-high 10 field goals and career-high 8 for 10 free throws • Was his seventh consecutive double-double and 13th straight 10-rebound game • Became third Tar Heel to block six shots in an NCAA Tournament game (Warren Martin vs. Middle Tennessee State in 1985 and Rasheed Wallace vs. Georgetown in 1995).

2011 ACC Tournament:

Shot just 4 for 15 from the floor but had a career-high 18 rebounds against Duke in ACC final • Scored 13 of his 18 points in the second half and had 11 rebounds against Clemson in the ACC semifinals.

Regular Season Game Highlights:

Tied his career scoring high with 19 points in win at Florida State • Made 7 of 11 shots from the floor, had 12 rebounds and was UNC's defensive player of the game for the second straight contest • Matched his career high with seven blocks and grabbed 15 boards for the second game in a row in the win over Maryland – had five blocks and 12 rebounds in the first half as Carolina built a 12-point lead • Grabbed 15 rebounds and blocked six shots in the win at NC State • Defended guard Reggie Jackson at the top of the key on the final play of UNC's 48-46 win over Boston College • Had 14 points, 13 rebounds and five blocks (all in the first half) against Wake Forest • Had 14 points, 12 rebounds and four blocks in the 64-62 win at Clemson • Had 10 points and six rebounds in the first half at Duke as UNC built a 43-29 lead and finished with 14 points and 12 boards • Had 16 points and 10 rebounds and was UNC's top defender in the win over Florida State.

Played one of his finest games



Jeffrey Camarati



Peyton Williams (center)



Robert Crawford

as a Tar Heel in the home win over NC State as he had 16 points, 16 rebounds, a career-high tying seven blocks and a season-high three assists and was UNC's defensive player of the game • Had 14 points, eight rebounds and five blocks in home win over Clemson • Had key offensive rebound and basket with 2:06 to play to give UNC a 70-65 lead • Scored 17 points in the win over Virginia Tech, including 12 of UNC's first 23 points in the second half as the Tar Heels rallied from seven down at the break to a 47-all tie • Matched his career high with eight field goals and added eight rebounds and four blocks against the Hokies • Gave Carolina its first lead of the second half in the win at Virginia on a left-handed drive to the basket with 3:15 to play .

Was unable to play in the second half of the William and Mary game on Dec. 21 after he collided with a Tribe player and aggravated his sprained right thumb • Blocked six shots and added 13 points and two steals against Saint Francis • Was sensational in the win over Kentucky, scoring 13 points with a game-high 12 rebounds and three blocked shots • Had 16 points at Illinois • That followed a career-high 19 points, including 10 in the second half, in the win over College of Charleston • Made 8 of 11 from the floor and 3 of 4 from the line and had just one turnover in 29 minutes against the Cougars • Scored eight


of Carolina's 19 points in a second-half stretch in which UNC went from five points down to leading by eight.

FRESHMAN SEASON (2009-10)

Second on the Tar Heels and fourth in the ACC in blocked shots with 60 • Was 43 for 86 (.500) from the floor with 80 rebounds and 28 blocks in ACC play • Scored 151 points in the last 16 games (9.4 per) • Pulled down 45 offensive rebounds in the last 15 contests • Made 54 for 105 from the floor (.514) in the last 13 games after Davis went out • Blocked 35 shots in the last 15 games • Made 17 for 46 (.370) from the free throw line after joining the starting lineup.

Averaged 9.2 points, 6.8 rebounds and 2.0 blocks and made 21 of 42 shots from the floor (.500) in the NIT • Shared scoring honors with 14 points in the win at UAB, including back-to-back baskets to break a 47-47 tie • Scored a season-high seven field goals • Scored 10 of his 12 points in the first half at Mississippi State, leading the Tar Heels from an early 12-point deficit to a 36-33 halftime lead • Made a season-high six field goals and added eight rebounds, three assists, four blocks and two steals in the win in Starkville • His block with 14 seconds to play helped preserve a 74-72 lead • Led UNC with 10 boards and added nine points

Jeffrey Camarati



J.D. Lyon, Jr.


JOHN HENSON


Robert Crawford

against William and Mary.

Led Carolina with 14 points, eight boards and two assists in loss at Duke • Blocked four shots and grabbed a dozen rebounds against Miami, the second straight game he had 12 rebounds • Posted season-bests with 12 rebounds and five blocks and added nine points in the win at Wake Forest • Registered his first double-double with 11 points and 10 rebounds and added four blocks in the loss at Georgia Tech • Made his first start as a Tar Heel and played a season-high 26 minutes in the home win over NC State • Started at power forward and responded with nine points, eight rebounds, three blocks and three steals against the Wolfpack.

PREP

Played for Coach Renaldo Garcia at Sickles High School in Tampa, Fla. • Previously attended

Round Rock High School in Texas for three years • Played in the McDonald's and Jordan All-American games and the Nike Hoop Summit • Also earned first-team All-America honors from Parade magazine • Averaged 17.6 points, 12.2 rebounds and 6.1 blocks per game at Sickles • Scored a season-high 29 points against Tampa Bay Tech • Blocked 10 or more shots five times as a senior with a high of 11 on four occasions • First-team all-state selection and Florida player of the year.

PERSONAL

Born John Allen Henson on Dec. 28, 1990, in Greensboro, N.C. • Son of Matt and Annette Henson • His father played basketball at Norfolk State and his sister is a freshman basketball player at Duke • Communication studies major.

TarHeelBlue.com Focus:

HENSON KEEPS WORKING

by Adam Lucas, TarHeelBlue.com

Chances are that John Henson has a long future ahead of him in professional basketball. Elite athletes who stand 6-foot-11, 220 pounds (more on that later), have a tendency of finding gainful employment. When that period of his life is over, however, Henson might have a future in the journalism field.

The Tampa native is among the most prolific tweeters on a Tar Heel team filled with social media addicts. The difference in Henson's feed? He's actually broken some news, albeit unintentionally.

Henson's sister, Amber, is a freshman on Duke's women's basketball team this season. This is a storyline certain to be rehashed numerous times this year. The younger Henson's recruitment gave her brother excellent sources.

That's how, via Twitter, he was able to welcome former Duke assistant Trisha Stafford-Odom to Chapel Hill well in advance of the school's official announcement. When asked about his Woodward and Bernstein moment, Henson looks a little sheepish.

"I did do that, didn't I?" the junior says. "I didn't think anybody realized that."

Before he embarks on his news-gathering career, Henson has some basketball to play. After a sophomore season that showed one of the most dramatic in-season improvements in recent Tar Heel memory, he spent his summer focusing on his all-around game. Already among the nation's leaders in rebounding (his 15.1 rebounds per 40 minutes ranked second in the country last season), he's refined his offensive touch. The player who once had to be benched at the end of games to avoid the risk of having him shoot free throws has developed a face-up jumper to go with his post moves. "I'm not going to say it's Tim Duncan-esque," Henson says, "but it'll keep the defender honest."

Most of his points will still come in the paint, where his left-handed hook shot became one of the league's most consistent signature shots. It was such a Henson trademark, in fact, that it perplexed even some Carolina alums.

This summer, while watching Henson operate in a pickup game, Brendan Haywood marveled at Henson putting the ball on the floor with his right hand. "He's doing that with his off hand!" the member of the 2011 NBA champions said.

Informed that Henson was actually right-handed, Haywood refused to believe it.

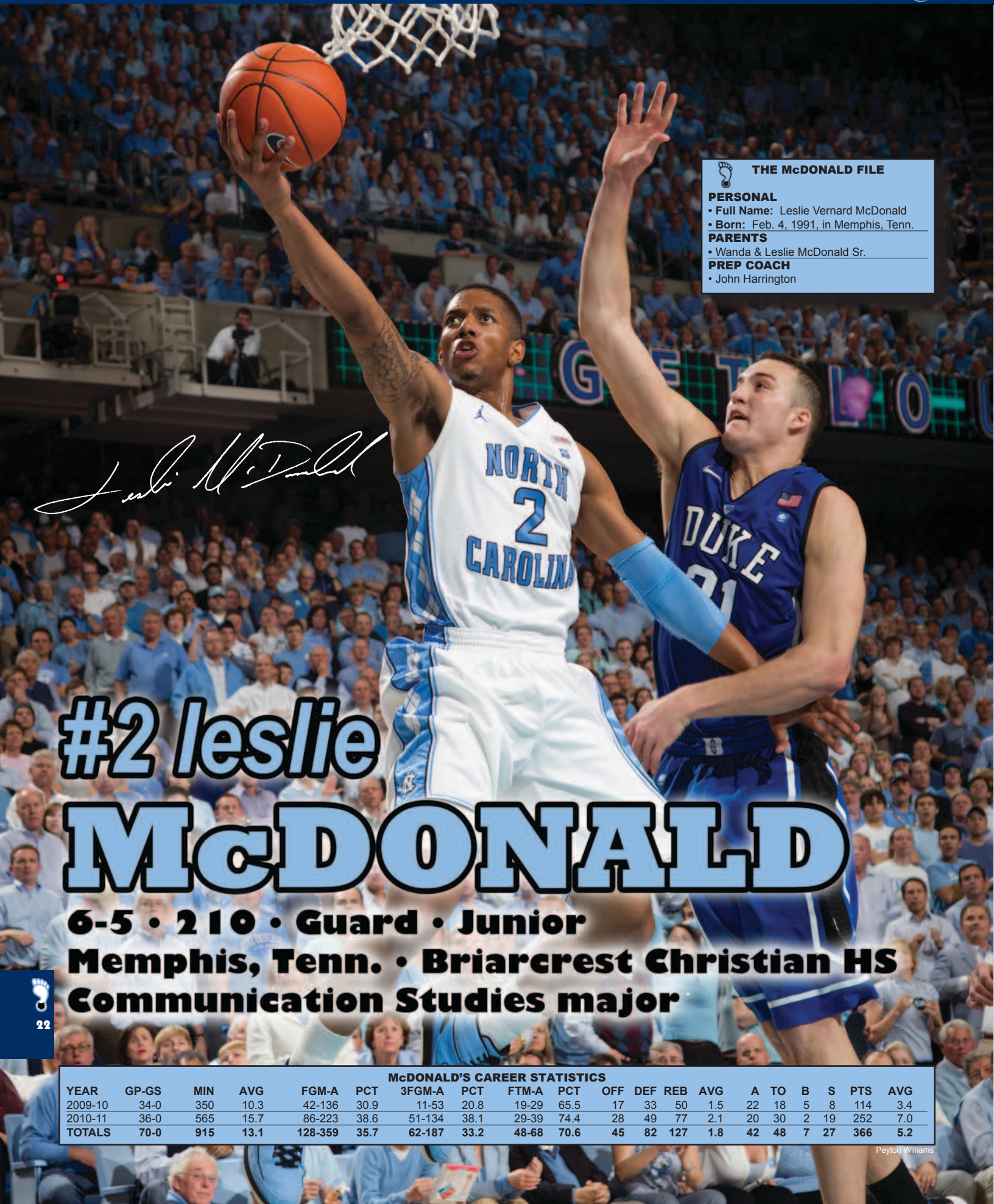
"No, he's not," he said. "He always shoots that lefty hook. He's left-handed."

Despite Haywood's contention, Henson is, in fact, a righty. It's just that he's ambidextrous around the rim to the point that he often prefers his left hand. Another item on his summer to-do list: "I've worked a lot on my right-hand hook," Henson says. "I needed something as a counter move to that left-hand hook."

As always, for the player whose weight has been often scrutinized, there were frequent summer workout sessions with Jonah Sahratian. He's worked on adding strength, and while his 220 pounds may not be chiseled, there's some noticeable definition.

That's been an asset during summer pickup games, when Henson has often been matched against players like Haywood, Sean May, Tyler Hansbrough and even occasional Chapel Hill visitor Blake Griffin.


"The strength is much more of a factor than just putting on pounds," Henson says. "It gives you more confidence. You can take some hits and keep playing, whereas before it might have totally taken you out of the play."



Leslie McDonald

#2 leslie McDONALD

6-5 • 210 • Guard • Junior
Memphis, Tenn. • Briarcrest Christian HS
Communication Studies major

 **THE McDONALD FILE**

PERSONAL
 • Full Name: Leslie Vernard McDonald
 • Born: Feb. 4, 1991, in Memphis, Tenn.

PARENTS
 • Wanda & Leslie McDonald Sr.

PREP COACH
 • John Harrington

McDONALD'S CAREER STATISTICS

YEAR	GP-GS	MIN	AVG	FGM-A	PCT	3FGM-A	PCT	FTM-A	PCT	OFF	DEF	REB	AVG	A	TO	B	S	PTS	AVG
2009-10	34-0	350	10.3	42-136	30.9	11-53	20.8	19-29	65.5	17	33	50	1.5	22	18	5	8	114	3.4
2010-11	36-0	565	15.7	86-223	38.6	51-134	38.1	29-39	74.4	28	49	77	2.1	20	30	2	19	252	7.0
TOTALS	70-0	915	13.1	128-359	35.7	62-187	33.2	48-68	70.6	45	82	127	1.8	42	48	7	27	366	5.2

LESLIE McDONALD

GENERAL INFO

Tore the anterior cruciate ligament in his right knee in a summer league game in July 2011 • Underwent meniscus repair and reconstructive surgery in early August • Likely will miss a good portion of the 2011-12 season as a result.

CAREER

Played in 70 games and scored 366 points • Has 62 three-pointers, second-most on the team among active players (three behind Harrison Barnes) • Made 40 more three-pointers as a sophomore than he did as a freshman.

SOPHOMORE SEASON (2010-11)

Carolina's fifth-leading scorer overall, the second-leading three-point shooter and top scorer off the bench at 7.0 points a game • Scored in double figures 10 times, including five ACC regular-season and Tournament games • Second on the team with 51 three-pointers made • Made two or more three-pointers in 12 games and four or more four times (Hofstra, Long Beach, Rutgers and Saint Francis) • Made 4 for 20 from three-point range in the last six games • Did not play against Clemson on Jan. 18th because of a back contusion and a small pneumothorax • Suffered the injury in the second half at Georgia Tech on Jan. 16 when he simultaneously fell on the ball and was kneed in the back.

Three-pointer with 3:46 to play against Marquette finally put the game out of reach • Scored all five of UNC's bench points and played well defensively in the win over Washington • Made one of the defensive plays of the season when he defended Clemson's Demontez Stitt on the final play of regulation in Carolina's win in the ACC semifinal • Played a huge role in Carolina's comeback win over Miami in the ACC quarterfinals – scored all 11 of his points in the second half • Hit three three-pointers, two of which started the Tar Heel rally from 19 points down.

Helped UNC build a 51-39 half-time lead over Duke as he scored nine first-half points on 3 of 3 shooting from the floor and 2 of 2 free throws • Scored in double fig-



Robert Crawford

ures for the second straight game (first time in ACC play) with 10 key points in the win at Florida State • Scored an ACC season-high 15 points against Maryland – went 6 for 10 from the floor including 3 for 5 from three-point range • Scored all 13 of his points against Wake Forest in the first half, helping Carolina to a 41-28 lead at the break • Also grabbed a career-high seven rebounds (five on the offensive glass) and made a career-best 5 of 6 from the free throw line against the Deacs • Had eight points (six in the first half) at Duke • Scored nine points in the win at Boston College, including a three-pointer that started UNC's first half run • Hit one three-pointer at Virginia, but it was one of the biggest plays of the game as it cut into UVa's 10-point lead, the last time UNC would trail by double figures.

Led UNC with 14 points on 4 of 7 three-point shooting in the win in Madison Square Garden over Rutgers • Scored 14 points on 5 of 10 shooting against William and Mary -- hit a pair of first-half three-pointers that broke open a sluggish game and gave Carolina a 19-point lead • Won his first defensive player of

the game award as a Tar Heel in the win against William and Mary • Hit his first five three-pointers in the first half en route to a career-high 17 points against Long Beach • Also had a career-best three assists against Long Beach • Tied his previous scoring high with 16 points in the win over Hofstra when he made 4 of 6 three-pointers • Went 3 for 3 from the floor including a pair of three-pointers against College of Charleston • Hit a key basket against Kentucky midway through the second half after the Wildcats built a 57-51 lead, UNC's largest deficit of the second half.

FRESHMAN SEASON (2009-10)

Scored seven key first-half points in win at Mississippi State, helping UNC to a 36-33 halftime advantage • Hit a clutch three-pointer in the NIT over William and Mary • Trailing 59-55, he hit a three to pull within a point • Was CBS's player of the game in the win at Wake Forest as he scored a season-high 16 points • Had season highs for points, field goals, field goal attempts, three-pointers, three-point attempts and minutes in Winston-

Salem • Was his second game scoring in double figures, first in ACC play, and the first time as a Tar Heel he led the team in scoring • Made 6 of 14 from the floor (2 of 5 3FG) • Scored nine points in the first half helping Carolina to a 32-28 lead at the break • Hit a three-pointer with 12:27 to play, moments after the Deacs had taken their one and only lead of the second half on a three by Al-Farouq Aminu • Later, Wake cut UNC's lead to three (from 11), but McDonald scored on a driving layup with 51 seconds to play to give UNC a 73-68 lead • Then he sealed the win by taking a charge.

Went 4 for 4 from the line and netted seven points against FSU • Scored five of his seven points in the second half in the home win over NC State • Three-pointer from the corner gave UNC a 53-45 lead, then added a pair of free throws to up the lead to 10 for the first time • Was more points than he had scored in his previous five ACC games combined • Made two three-pointers and connected on a pair of clutch free throws for eight points in the loss to Georgia Tech • Was the first time as a Tar Heel that he made multiple threes in a game • Made both free throws with 5:02 to play and UNC trailing by four • Scored nine points on 4 of 7 shooting from the floor at Clemson • Sprained his right ankle in the loss at the College of Charleston, but played 11 minutes in ACC opener against Virginia Tech • Played a season-high 28 minutes and scored in double figures for the time at the College of Charleston • Had 11 points, four rebounds and two blocks against the Cougars • Scored nine points against Albany and added three offensive boards and two assists • Had seven points, six rebounds and two steals in win over North Carolina Central • Played well defensively in the win over Michigan State.

PREP

Played for Coach John Harrington at Briarcrest Christian High School in Eads, Tenn. • Two-time Tennessee Division 2 AA Mr. Basketball • All-time leading scorer in Memphis private school history with 2,353 points • Also set the school career mark with

875 rebounds • Started 129 of 133 games at Briarcrest • Averaged 20.7 points, 6.5 rebounds and 2.3 assists as a senior • Averaged 21.5 points as a junior • Led Briarcrest to the state title in 2008 • Scored a single-game best 37 points as a sophomore • Won Gatorade Player of the Year honors in Tennessee in 2008 • Also earned prep Academic All-America honors • Member of the drama and art clubs • Played for Team USA in Nike Hoop Summit in Oregon • Also earned fourth-team All-America honors from Parade magazine • Played for the USA U18 National Team in the 2008 FIBA Americas Championships in Argentina.

PERSONAL

Born Leslie Vernard McDonald on Feb. 4, 1991, in Memphis • Son of Leslie Sr. and Wanda McDonald • Communication studies major.



Jim Bounds



Jeffrey Camarati



Peyton Williams

TarHeelBlue.com Focus:

THE LONG ROAD BACK

by Adam Lucas, TarHeelBlue.com

Just as he expected throughout the spring and summer, Leslie McDonald's fall semester schedule finds him going from class to the Smith Center, where his Carolina teammates have regularly scheduled pickup games after strength and conditioning workouts.

There's one very serious hitch in McDonald's plan, however: during those games, he's sitting on the sideline, limited to only an observer's role after undergoing knee surgery on August 3 to repair a torn meniscus and reconstruct his right ACL.

"I try to knock out my rehab right after class so I can watch the guys play pickup," McDonald says. "It's fun watching your teammates play and seeing how everyone has improved since last year. At the same time, it's hard because you want to be out there, and some of the things you were doing before, you're not able to do now."

McDonald's rehab has been productive. Less than four weeks after surgery, he was already walking without a brace. Still, he's many months away from transitioning from simply getting healthy to playing competitive ACC basketball.

"The original timeframe for ACL repair is six months," McDonald says. "I had ACL and meniscus repair, which will take a little bit longer, like seven to eight months...The doctors say I'm doing well, but they want to take precautions because you can reinjure these things easily."

Doing the math on his rehab timeframe delivers a potential return date very late in the 2011-12 season. Right now, less than two months after the operation, it's still much too early to speculate about any sort of role for this year's team. Of course, McDonald has considered it. It's what he thought about every single day after the loss to Kentucky, during a summer spent focusing on improving his ball-handling and shooting in an effort to make himself into a more consistent player.

But a serious injury has a way of refocusing those goals. First, he'll try to get back into optimal shape. Then, he'll take a look at the calendar and see what the possibilities might be.

"I have to mentally and physically be ready to put myself out there," McDonald says. "I don't want to be detrimental to the team. I want to be in tip-top shape and play at a high level...If I'm ready, I'll give it a go. If not, why not take a whole year and physically and mentally get ready?"

The Memphis native was able to get some first-hand advice on the subject from Bobby Frasier this summer. The 2009 national champion also went through ACL surgery during his Carolina career, when he learned there was much more to making a comeback than simply being cleared by the doctor. Being declared fit for basketball is one thing. Trusting the knee to make high-speed cuts and jumps is another.

"Bobby's words of encouragement were to take my time," McDonald says. "He told me to go at rehab hard. He knows how badly I want to play and he knows my pain right now. From seeing Bobby right now, he looks like he never had an injury. He said what he had to do was really go hard in rehab and take his time with everything."

DEXTER STRICKLAND

THE STRICKLAND FILE

PERSONAL

- Full Name: Dexter Terrez Strickland
- Born: Oct. 1, 1990, in Newark, N.J.

PARENTS

- Dexter L. & Sheronne Strickland

PREP COACH

- Kevin Boyle

**#1 dexter
STRICKLAND**

**6-3 • 180 • Guard • Junior
Rahway, N.J. • St. Patrick HS
Communication Studies major**

STRICKLAND'S CAREER STATISTICS

YEAR	GP-GS	MIN	AVG	FGM-A	PCT	3FGM-A	PCT	FTM-A	PCT	OFF	DEF	REB	AVG	A	TO	B	S	PTS	AVG
2009-10	36-4	625	17.4	67-155	43.2	8-33	24.2	54-78	69.2	6	49	55	1.5	71	61	3	33	196	5.4
2010-11	37-36	1000	27.0	94-206	45.6	8-32	25.0	83-121	68.6	34	82	116	3.1	82	54	0	46	279	7.5
TOTALS	73-40	1625	22.3	161-361	44.6	16-65	24.6	137-199	68.8	40	131	171	2.3	153	115	3	79	475	6.5

CAREER

Named one of the nation's "Grittiest Guys" by USA Today for 2012 • Started 40 of 73 games • Scored 475 career points and has 153 assists • Played primarily at the point as a freshman and the two-guard as sophomore, but began to see more action at the point in the last 16 games • Scored in double figures 16 times with a career-high 19 against William and Mary.

SOPHOMORE SEASON (2010-11)

Averaged 10.3 points and 2.5 assists and made 15 of 27 shots (.557) from the floor and 11 of 14 free throws (.786) in the four NCAA Tournament games • Had 41 points in NCAA play, his highest four-game output since December • Did not commit a turnover in 100 minutes in the last three NCAA Tournament games • Had 29 assists in the last 10 games (2.9 per game) • Started 36 games • Averaged 7.5 points and 2.2 assists for the season • Led the team in steals with 45 • Scored in double figures 11 times • Carolina went 9-2 when he scored in double figures (losses to Texas and Kentucky) • Tied for ninth in ACC games in assist-error (2.0) • Averaged 14.4 points over a five-game stretch in December, including back-to-back career highs (18 vs. Texas and 19 vs. William and Mary) • Carolina's defensive player of the game against Charleston, Illinois, Evansville, Clemson (ACC Tourney) and Marquette • Went 33 for 44 (.750) from the free throw line in the last 16 games • Was 3 for 22 from three-point range in the last 25 games • Did not attempt a three-pointer in the last six games • Last made a three-pointer at NC State on Feb. 23 • Led Carolina in rebounding at Virginia and Georgia Tech, grabbed a career-high eight rebounds vs. NC State and pulled down six in the NCAA Tournament against Washington.

2010-11 Game Highlights:

Played a solid all-around game against Kentucky in the NCAA regional final with 11 points, four rebounds, two assists, no turnovers and three steals in 37 minutes • Defended Brandan Knight, who

scored 22 points but did so on 7 of 18 shooting from the floor • Scored nine second-half points to spark Carolina's comeback from 11 points down to tie the game • Returned home to New Jersey (was born in Newark) and had eight points, three assists, no turnovers and a career-high tying four steals in regional semifinal vs. Marquette • Had 13 points, six rebounds and no turnovers against Washington • Made a pair of free throws with 5.4 seconds to play to give UNC the 86-83 lead • Was his first double-digit scoring game in eight games since at NC State on Feb. 23 • Played outstanding defense, helping to limit UW guard Isaiah Thomas to 5 of 15 shooting.

Handed out four assists, had two steals and was UNC's top defender in a career-high 38 minutes against Clemson in the ACC semifinal • Was outstanding in the win at NC State as he scored 13 points and added two assists and two steals with no turnovers • Pull-up jumper capped an 8-0 UNC run for a 60-52 lead late in the game.

Played one of his best games as a Tar Heel with 15 points and four assists in 35 minutes 89-69 win over Florida State • Led the Tar Heels with 10 first-half points as UNC built a 43-34 lead over the Seminoles • Had four assists and helped limit BC's leading scorer Reggie Jackson to just six points in win at Boston College • Scored in double figures for the first time in an ACC game with 12 points on 6 of 7 shooting at Miami • Scored a career-high 19 points against William and Mary -- that followed a 13-point effort against Long Beach and a then-career-high tying 18 against Texas • Scored 18 points on 6 of 10 shooting against Texas.

FRESHMAN SEASON (2009-10)

Third on the team in steals with 33 • Averaged 17.4 minutes a game playing both the point and two-guard • Learned to play point guard after playing mostly shooting guard in high school.

Made four starts at the two earlier in mid-season • Had 71 assists and 61 turnovers • Had more assists than turnovers in 17 games, including four of five NIT games



Jeffrey Camaratti



Bob Donnan


DEXTER STRICKLAND

- Made 8 of 33 from three-point range (made one three-pointer in the last 14 games).

Averaged 5.8 points with a combined 11 assists and five turnovers in the NIT • Scored 11 points in the home win over NC State • Scored 14 points on 6 of 7 shooting from the floor and added two steals in the win at NC State • Was the only Tar Heel to score in double figures at Clemson as he finished with 17 points on 7 of 8 shooting.

Made his first start against Albany and had a season-high five assists • Scored a season-high 18 points had four assists in 81-67 win over Rutgers • Did not play against Presbyterian on Dec. 12 due to a strained left hamstring.

Scored 12 points on 5 of 8 shooting from the floor against Texas • Averaged 8.7 points and 2.3 assists against Michigan State, Kentucky and Texas • Hit two three-pointers, scored nine points and had three assists and two blocks against Michigan State.

PREP

Played for Coach Kevin Boyle at St. Patrick High School in Elizabeth, N.J. • Led St. Patrick to three consecutive New Jersey Tournament of Champions titles (which match state championships in all divisions, private and public schools) • St. Patrick's finished No. 4 in USA Today's national rankings • Named to Newark Star-Ledger's all-state team for the second year in a row as a senior • Scored 20 points and had seven rebounds in non-public state title game • Played in the 2009 McDonald's All-American Game and the 2008 Elite 24 All-Star Game in Harlem • Also earned first-team All-America honors from Parade magazine.

PERSONAL

Son of Dexter L. and Sheronne Strickland • Born Dexter Terrez Strickland on Oct. 1, 1990, in Newark, N.J. • Communication studies major.

TarHeelBlue.com Focus:**BACK TO HIS ROOTS**

by Adam Lucas, TarHeelBlue.com

When Dexter Strickland wanted to return to his roots, he didn't go to Rucker Park or The Cage on West 4th Street. He went to YouTube.

Strickland spent most of his sophomore season battling a nagging knee injury. His numbers, especially in conference games, were not spectacular—6.2 points per game against league foes, 37.4 percent shooting from the field, and just 3 for 21 from the three-point line.

But by the NCAA Tournament, when he says he was playing pain-free for the first time, his stats crept up to 10.3 points per game and 55.7 percent from the field. He was terrific against Kentucky in the 2011 regional final, when he scored 11 points, grabbed four rebounds, had three steals, and didn't commit a turnover while playing ferocious defense.

And yet, when he evaluated his sophomore campaign, he decided he could have done more. A trip home to New Jersey—when the Tar Heels played the Wildcats in Newark last March, Strickland was greeted like a conquering hero—reminded him of the player he still believes he can be.

"I think going home helped me recognize who I am," Strickland says. "Before I came to Carolina, I was always a scorer. Once I came here, people started to see me as a defensive player. I want to be a defensive player, but I want to be a scorer, too."

"When I went home, I touched base with what kind of player I really am. When I was in the recruiting process, I sent highlight videos of myself to some of the coaches. I watched those, and I watched some high school YouTube videos. It gave me a sense of my game again, of how I can fit in with Carolina while still being myself."

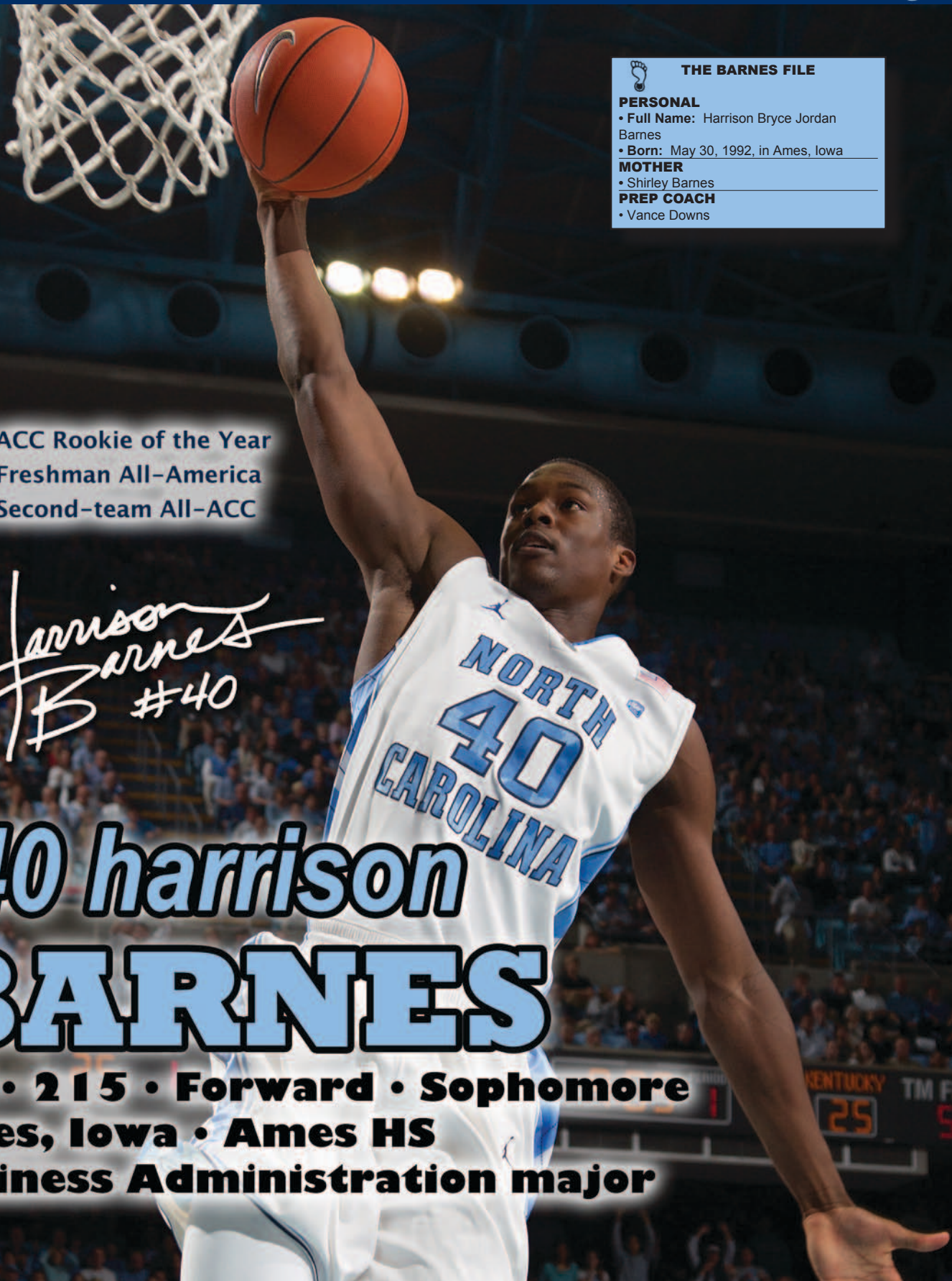
Strickland says he's capable of blending the way he wants to play with the expectations set forth by Roy Williams. He is well aware that he'll be watching his YouTube videos from the bench if he can't find the right mix.

"I have to focus on what will help our team," Strickland says. "It doesn't matter that in high school I felt the most comfortable scoring off the dribble. For our team to win, I have to be able to catch and shoot. That's one of the things I've been working on most this summer. My outside shooting and my midrange game are there. I don't think Carolina fans have seen the type of player I can become."

He is reminded that playing outside the framework of the Carolina style of play, and especially outside the framework of this particular offensively bountiful team, can be a quick way to lose minutes.

And then, for all his talk about a different game or even a different Dexter Strickland, his plan for his junior season sounds exactly like the player everyone already knows.

"At the end of the day, Coach Williams wants someone who plays hard and gives everything he has," Strickland says. "That's what I did in high school, that's what I've done here, and that's what I'm going to do this year. I'm going to give my all. I'm going to play defense as hard as I can. And when you work hard like that, good things happen."



THE BARNES FILE

PERSONAL

- **Full Name:** Harrison Bryce Jordan Barnes
- **Born:** May 30, 1992, in Ames, Iowa

MOTHER

- Shirley Barnes

PREP COACH

- Vance Downs

- 2011 ACC Rookie of the Year
- 2011 Freshman All-America
- 2011 Second-team All-ACC

Harrison Barnes #40

#40 harrison BARNES

**6-8 • 215 • Forward • Sophomore
Ames, Iowa • Ames HS
Business Administration major**

Peyton Williams

BARNES' CAREER STATISTICS

YEAR	GP-GS	MIN	AVG	FGM-A	PCT	3FGM-A	PCT	FTM-A	PCT	OFF	DEF	REB	AVG	A	TO	B	S	PTS	AVG
2010-11	37-36	1087	29.4	210-497	42.3	67-195	34.4	93-124	75.0	75	141	216	5.8	53	72	16	27	580	15.7

HARRISON BARNES

GENERAL INFO

Preseason first-team All-America (Sporting News) • Rated the best returning player in the ACC by USA Today and the nation's best small forward by Lindy's.

FRESHMAN SEASON 2010-11

The ninth Tar Heel to earn ACC Rookie of the Year honors (Sam Perkins, Michael Jordan, J.R. Reid, Ed Cota, Joseph Forte, Marvin Williams, Tyler Hansbrough, Brandon Wright and Barnes) and the fourth to play for head coach Roy Williams • The 14th Tar Heel to earn Freshman All-America honors (USBWA and Fox Sports.com) • Second-team All-ACC selection, the first UNC freshman to accomplish that since Brandon Wright in 2007 • Earned ACC Rookie of the Week honors three times, including the last week of the regular season for his game-winning shot at Florida State and a team-high 18 points in a win over Duke to decide the regular season champion • An NABC and USBWA all-district selection • An NCAA East Regional all-tournament selection • Averaged 21.0 points and 8.3 rebounds in NCAA Tourney play • Earned first-team All-ACC Tournament honors (24.7 ppg, 5.0 rpg) • Most points by a UNC freshman in the ACC Tournament since Phil Ford had 78 in 1975 • The 11th UNC freshman to earn first-team All-ACC Tournament honors.

Averaged 21.5 points (shot 46.5 percent from the floor, 38.7 percent from three-point range and 82.4 percent from the free throw line) over the last 10 games • Started 36 games at small forward • Scored 15.7 points per game, second-highest on the team (scored one point less than Tyler Zeller) and eighth in the ACC • Posted the fifth-highest scoring average ever by a UNC freshman • Led the team in three-pointers (67) and was second in free throw percentage (.750) • Led UNC with 497 field goal attempts (ties Joseph Forte in 2000 for the most ever by a UNC freshman) • Scored in double figures 30 times, including 17 of 19 ACC games, and 21 of the last 22 games • Scored 20 or more points eight times, all in the last 18 games • Shot 42.3 per-



Jeffrey Camarati

cent from the floor and 67 of 195 (.344) from three-point range • Was eighth in the ACC in field goal percentage and 10th in three-pointers made per game • Hit multiple three-pointers 20 times with a high of six against Clemson and four against Hofstra, at Boston College, Miami and Washington • Hit go-ahead and/or game-winning shots in wins over Virginia Tech, Clemson, Miami, at Clemson, at Florida State, Clemson in the ACC Tournament and Washington • Averaged a UNC-best 16.7 points in Carolina's 29 wins and 11.9 points in the eight losses • Leading freshman scorer in the ACC • Topped Carolina in scoring in 11 of the last 17 ACC games • Made a three-pointer in each of the last 20 games.

Scored 84 points in NCAA Tournament play (21.0), the most points and highest average by a UNC freshman in an NCAA Tournament • Had 24 points against LIU, tying the school record for the most by a freshman in his first NCAA game (Tyler Hansbrough also had 24, against Murray State in 2006) • Became the first UNC freshman to score 20 or more points in his first three NCAA Tournament games •

The only other Tar Heel, regardless of class, to score 20 or more points in each of his first three NCAA Tournament games was senior forward Lennie Rosenbluth, who scored 29, 39, 23, 31 and 20 in five games en route to the national title in 1957 • Joined Zeller as the first Tar Heels to score 20 or more points in three straight NCAA games since Sean May in 2005.

2011 NCAA Tournament:

Scored eight of his 18 points in a one minute span late in the game to cut an eight-point deficit to two in the regional final vs. Kentucky • Was the ninth time in the final 10 games he scored 18 or more points • Had 20 points and nine rebounds with a season-high seven on the offensive glass against Marquette • Hit the go-ahead three-pointer with 4:45 to play in the 86-83 win over Washington • Had 22 points, hit four three-pointers and had a season-high three steals against the Huskies • Scored 24 points and grabbed a season-high 16 rebounds in his first NCAA Tournament game, a 102-87 win over LIU.

March 12, 2011 ACC Tournament Semifinal vs. Clemson Barnes Scores 40 vs. Tigers

Barnes' 40-point game was ...

- the seventh 40-point game in ACC Tournament history
- tied the fifth-highest point total in ACC Tournament history
- first 40-point game in the ACC Tournament since Wake Forest's Randolph Childress scored 40 against Duke in 1995
- first 40-point game by a Tar Heel since freshman Tyler Hansbrough had 40 against Georgia Tech on Feb. 15, 2006
- the 17th 40-point game in UNC history (Barnes is the ninth Tar Heel to score 40 in a game)
- the fourth 40-point game by a Tar Heel in ACC Tournament history (Lennie Rosenbluth holds the single-game ACC Tournament record with 45 against Clemson in the 1957 quarterfinal; Charles Scott had 40 against Duke in the 1969 championship game; and Scott had 41 against Virginia in the 1970 quarterfinal)
- tied the all-time scoring record by any freshman in an ACC game, regular-season or Tournament (Hansbrough's 40 vs. Georgia Tech)
- the 40 points were the most by any player in the ACC semifinals (previous 38 by Wake Forest's Len Chappell in 1962 and Maryland's Albert King in 1980)
- made six three-pointers, tying the UNC record in the ACC Tournament with Jason Capel against Clemson in the 2001 quarterfinals

2011 ACC Tournament:

Scored 40 points against Clemson in the ACC semifinal • Went 12 for 17 from the field (6 of 8 three-pointers) and 10 of 11 from the free throw line • Scored 16 of UNC's first 24 points to begin the game and 14 of UNC's 19 in overtime • Three-pointer with 1:22 to play in regulation made it 73-71 Clemson • Scored six of the first nine points in overtime • Made two three-pointers and converted a three-point play in overtime • Were the most points by a player in one overtime period in the ACC Tournament in at least 29 years • Led all scorers with 18 points in win over Miami – had 10 of UNC's 22 first-half points and hit a long three-pointer with 5:13 to play that cut the Canes' once 19-point lead down to 55-51.

ACC Regular-Season:

Led Carolina in scoring with 18 points in win over Duke – after the Blue Devils scored the first seven points of the second half to pull within five, Barnes scored six of UNC's next eight points to build the lead back to 12.



J.D. Lyon Jr.

J.D. Lyon Jr. (center)

Jeffrey Camarati

Hit winning three-pointer from the top of the key with 3.1 seconds to play in 72-70 victory at Florida State, his fifth winning shot in an ACC game • Scored nine of his 21 points in the first four minutes as Carolina built an early lead in the win over Maryland • Two completely opposite halves in the win at NC State – scored 14 of his game-high 16 points on 6 of 17 shooting in the second half after a two-point, 0 for 6 shooting effort in the first half • Dunk with 3:02 to play gave UNC the lead for good in win at Clemson • Led all scorers at Clemson with 20 points.

Earned co-Freshman of the Week honors (with Kendall Marshall) for his play against Boston College and Florida State, the second straight week he won the award • Had a game-high 17 points against the Seminoles, the third game in a row in which he led all scorers • Had 26 points in UNC's 106-74 win at Boston College • Scored 25 points on 10 of 16 shooting in home win over NC State.

Hit two key shots including the game-winner in UNC's 74-71 triumph at Miami • Hit a fadeaway 18-footer with 1:09 to play to even the game at 71, then nailed a three-pointer with 6.6 seconds left as the shot-clock expired to give the Tar Heels the win • Scored eight of Carolina's final 14 points in its 64-61 win over Virginia Tech • Baseline jumper tied the game at 52 with

3:38 to play, a three-pointer gave UNC a 55-52 lead moments later and another gave the Tar Heels a 60-56 edge with 1:32 to play.

Pre-ACC Highlights:

Had 16 points against Texas, including a three-pointer that tied the game at 76 with 12 seconds to play • Scored 19 points and added a season-high 10 rebounds against Long Beach • Scored 12 first-half points in the win over Kentucky • Scored 19 points (all in the first half) against Hofstra in Puerto Rico.

PREP

The Sporting News' 2009 National High School Athlete of the Year • USA Today's National Player of the Year in 2010 • Also won the Morgan Wootten Award as the 2010 National Player of the Year (award also considers character, leadership and student-athlete values) • Played for Coach Vance Downs at Ames High School • Led Ames to back-to-back undefeated state championships • Won 53 consecutive games (26-0 in 2009 and 27-0 in 2010) • Earned Most Valuable Player honors at the McDonald's All-Star Game, the Nike Hoop Summit and the Jordan Brand Classic • Had 18 points and five rebounds at McDonald's, 27 points and seven rebounds at Nike Summit and 20 points, 15 rebounds at the Jordan Classic • First-team Parade and USA Today All-Ameri-

Jeffrey Camarati



J.D. Lyon Jr.




HARRISON BARNES

J.D. Lyon Jr.



ca • Averaged 27.1 points, 10.4 rebounds, four assists and four steals and shot 43.1 percent from three-point range as a senior • Ames won the sportsmanship trophy at the 2009 and 2010 state championship tournaments • MVP of the 2010 state championship, scoring 19 points in the title game • Scored 1,787 career points, breaking Fred Hoiberg's state record • Ames was

undefeated at home his last three seasons and posted a four-year overall record of 89-9 • Won four straight conference championships • Two-time Iowa Gatorade Player of the Year • Mr. Basketball in Iowa • Two-time first-team all-state • Parade All-America first team in 2010 and second team in 2009 • Had 46 points and 14 rebounds for USA Junior National Team against Serbia in 2009 • Member of DECA (marketing and management club) and SHEPH (Students Helping to Eliminate Poverty and Hunger), participated in local food drives, worked with the Ronald McDonald House and led a weekly Bible study • Also competed in the high jump and long jump • Plays the saxophone and sang in the school choir • Member of the honor roll all four years, earned academic all-conference honors and was an Advanced Placement Scholar

PERSONAL

Born Harrison Bryce Jordan Barnes • Business administration major.

TarHeelBlue.com Focus:**A FORWARD THINKER**

by Adam Lucas, TarHeelBlue.com

Amidst all the baying about the fantastic lifestyle afforded to an NBA player, it's startling to find the most clear-eyed assessment delivered by a 19-year-old college sophomore from Iowa.

This particular sophomore, Harrison Barnes, could have stepped directly into that lifestyle this summer. But he chose to return to North Carolina, so it seems reasonable to inquire as to why—when so many of his peers are in a hurry to minimize the college experience—he's back in Chapel Hill.

Barnes, typically, is thoughtful. This is nothing unusual, unless you're unfamiliar with him, in which case it can be disarming. All his interviews are thoughtful. You get out of them exactly what you put into them. Ask him something unique, and he's likely to pause before speaking, as if he's going through a rough draft in his mind. What of this decision he has made to put off becoming an adult for at least one more year?

"Being around Carolina, you can see the excitement, the joy and the pride the former players have in coming back here and knowing they won a championship here," Barnes says. "That's something I want to do. The money and the NBA, that stuff is very provocative because it's right here, right now. But to be able to come back to a program like this years from now and look at what you've done, that is very important."

In an instant gratification society, Barnes seems like a throwback. Here, sitting in the Smith Center, he's already weighing the value of being able to walk back into this building in five years with a sturdy Tar Heel resume.

To help achieve that goal, he spent his summer refining the parts of his game he considered lacking during a stellar freshman season. But it wasn't a perfect freshman campaign. Barnes shot just 42.3 percent from the field and committed 72 turnovers.

"Coach Williams asked me to get more well-rounded as a player," Barnes says of his pre-summer conversation with the Tar Heel head coach. "He wants me to be more selective with the shots I take and improve my ball-handling."

His summer workouts led him to a kindred spirit in Chapel Hill in Shammond Williams, a 1998 graduate who is a regular at the Smith Center pickup games. Williams is unfailingly honest with the current Tar Heels, always willing to point out where a screen could be stiffer or a pass could be delivered more accurately.

"I learned a lot from him," Barnes says. "It could be something in the weight room or it could be a pointer in pickup. It's easy to become complacent in the summer because you don't have those routine checkups that you have during the season, when you're always playing games. During the season, you go out and play a game and see what you need to improve. In the summer, you have to stay motivated. And I feel like I learned a lot this summer and became a better player."




Reggie Bullock #35

#35 reggie
BULLOCK

6-7 • 205 • Guard • Sophomore
Kinston, N.C. • Kinston HS
Undeclared major

THE BULLOCK FILE

 **PERSONAL**

- **Full Name:** Reginald Ryedell Bullock
- **Born:** March 16, 1991, in Baltimore, Md.

MOTHER

- Danielle Long

PREP COACH

- Wells Gullledge

BULLOCK'S CAREER STATISTICS

YEAR	GP-GS	MIN	AVG	FGM-A	PCT	3FGM-A	PCT	FTM-A	PCT	OFF	DEF	REB	AVG	A	TO	B	S	PTS	AVG
2010-11	27-0	392	14.5	62-169	36.7	29-98	29.6	13-23	56.5	22	54	76	2.8	16	13	3	18	166	6.1


REGGIE BULLOCK
**FRESHMAN SEASON
(2010-11)**

Tore the lateral meniscus in his left knee on Feb. 27 in the win over Maryland • Had surgery on March 7 to repair the injury and missed the rest of the 2010-11 season.

Sixth on the team in scoring and the second-leading scorer off the bench at 6.1 points per game • Third on the team with 29 three-pointers made • Made 29 of 98 from three-point range (29.6 percent) • Made at least two threes in 10 different games • Scored in double figures seven times.

2010-11 Game Highlights:

Knocked in a season-high four first-half three-pointers, finished with 16 points and won his first defensive player of the game award in UNC's 106-74 win at Boston College • Named ACC Rookie of the Week after scoring a season-high 18 points in 75-65 win over Clemson • Scored 16 points in the first half • Received Carolina's first ACC Rookie of the Week award since 2007.

PREP

First-team Parade All-America • Led Kinston HS to the 2010 2-A state championship and the 2008 3-A state title • Played for Coach Wells Gullede • The 2010 AP Player of the Year in N.C. • Also the Gatorade N.C. Player of the Year • Three-time all-state selection • Scored his 2,000th career point in the fourth quarter of the championship game • Scored 30 or more points nine times as a senior with a high of 40 • Played in the McDonald's All-Star Game, the Nike Hoop Summit and the Jordan Brand Classic • Had 11 points and three assists in the Jordan game in Madison Square Garden • Earned MVP honors at the North Carolina High School All-Star Game after a 20-point, 10-rebound performance.

PERSONAL

Reginald Ryedell Bullock is the son of Danielle Long • Born March 16, 1991, in Baltimore, Md. • Last name is pronounced Bull-LOCK • Has yet to declare an academic major.

TarHeelBlue.com Focus:
HEALTHY AGAIN

by Adam Lucas, TarHeelBlue.com

Reggie Bullock doesn't remember a specific play when he knew. But after a summer of changing directions, fast-break dunks and full mobility, all he knows is that he knows he's back.

The sophomore endured a frustrating freshman campaign complete with personal tragedy (the loss of his grandmother, a central figure in his life) and basketball struggles. After battling a lingering knee injury early in the season, Bullock tore the lateral meniscus in his left knee in the Feb. 27 win over Maryland. He had surgery on March 7 to correct the injury and did not play again.

"I probably played up to 70 percent of my potential," Bullock says now in assessing his first year at Carolina. "I can do more than what I showed last year. I want to bring rebounding, defensive intensity, and anything Coach wants me to do to the team."

His teammates believe he may be poised to demonstrate what everyone missed last season. Among both alums and current Tar Heels, he was one of the most frequently mentioned players who have impressed at the regular summer pickup games. Now, with full confidence in his knee, he more closely resembles the player who earned first-team Parade All-America honors at Kinston High School.

A return to health means a more diverse game for a player who was sometimes limited to simply being a jump-shooter as a rookie; in conference games, 61.1 percent of his field goal attempts were three-pointers, tied for the highest percentage on the team and a testament to his inability to create shots other than stand-still jumpers.

"I've worked on becoming a better ball-handler and creating for myself," Bullock says. "I've got more confidence in my shot."

Because of his limited action as a freshman, Carolina fans never really got to know their latest homegrown product. Kinston is largely a split Carolina-NC State town, a place where Jerry Stackhouse remains the standard by which other basketball players are judged. Stackhouse was a pre-internet phenomenon, a player the town usually shut down to watch play for the Vikings—and later, the Tar Heels.

Bullock had a front row seat for that show. Stackhouse lived on Bright Street in Kinston. Bullock and his family lived on Carl Court, less than a quarter mile from Stackhouse's home. The odds of one tiny block of North Carolina producing two Tar Heels are longer than a Bullock maximum-range three-pointer.

"We had similar height, so people would always compare us," Bullock says. "They would say he was more aggressive and I was more laid-back. I was probably a little better shooter than him in high school. People in Kinston tell stories about him going through the lane, taking two people with him, and dunking the ball. He's the type of player that you still hear about in Kinston if you're a little kid growing up playing basketball."



Jeffrey Camarati

Bob Donnan

- 2011 Freshman All-America
- 2011 Third-team All-ACC
- 2011 ACC assist leader



THE MARSHALL FILE

PERSONAL

- Full Name: Kendall Dewan Marshall
- Born: Aug. 19, 1991, in Fort Belvoir, Va.

PARENTS

- Dennis & Kim Marshall

PREP COACH

- Joe Wooten

#5 kendall  #5
MARSHALL

6-4 • 195 • Guard • Sophomore
Dumfries, Va. • Bishop O'Connell HS
Undeclared major

MARSHALL'S CAREER STATISTICS

YEAR	GP-GS	MIN	AVG	FGM-A	PCT	3FGM-A	PCT	FTM-A	PCT	OFF	DEF	REB	AVG	A	TO	B	S	PTS	AVG
2010-11	37-20	912	24.6	76-182	41.8	20-53	37.7	58-84	69.0	6	71	77	2.1	230	92	3	40	230	6.2


KENDALL MARSHALL


“I can’t say enough about Kendall’s ability to spread the ball around. He understands if somebody hasn’t touched the ball in a while how to get them a shot. If somebody has hit a lot of shots, he knows to go back to them. He does a great job knowing who to get a shot, where to get them that shot and then understanding exactly where the person wants the ball.”

— Tyler Zeller on Marshall

GENERAL INFO

An All-America candidate for 2011-12 • Rated the sixth-best returning player in the ACC by USA Today and the nation’s fifth-best point guard by Lindy’s.

FRESHMAN SEASON (2010-11)

A first-team Freshman All-America by The Sporting News and a second-team selection by the USBWA • Third-team All-ACC and ACC All-Freshman team selection • First freshman point guard to earn All-ACC honors since Georgia Tech’s Javaris Crittenton (third-team, 2007) • First UNC freshman point guard to earn All-ACC honors since Raymond Felton (third-team, 2003).

Led the ACC in assists (6.2 per game) • Also led the league in assists (6.8) and tied for first in assist-error (2.5) in conference games • No other player averaged more than 4.9 assists in league play • Ed Cota (in 1997) is the only other UNC freshman to lead the ACC in assists • Led Carolina with 230 assists • Had 91 assists in the last 10 games (9.1 per game) • Led all freshmen nationally in assists and was ninth among all players • UNC went 17-3 in his 20 starts, including five ACC road wins and five postseason wins • Had 153 assists (7.7 per) in his 20 starts • Had 16 assists vs. Florida State, equalling the second-most in a game in the NCAA in 2010-11 • Assist-error ratio of 2.5 is the fourth-best by a Tar Heel in a season • Earned ACC Rookie of the Week honors three times • Averaged 7.5 points and 9.8 assists in the four NCAA Tournament games • Set UNC’s NCAA Tournament record with

HIGHEST ASSIST-TURNOVER RATIO — SEASON (min. 200 assists)

3.49	Ty Lawson, 2008-09 (230 assists, 66 turnovers) (ACC record)
2.72	King Rice, 1990-91 (207 assists, 76 turnovers)
2.57	Ty Lawson, 2006-07 (213 assists, 83 turnovers)
2.50	Kendall Marshall, 2010-11 (230 assists, 92 turnovers)
2.47	Ed Cota, 1999-2000 (284 assists, 115 turnovers)

14 assists against LIU in the second round • Second-team All-ACC Tournament selection • Played 34.9 minutes per game over the last 16 games and 32.2 per game in his 20 starts (was averaging 15.2 minutes in the first 17 games before becoming the starter).

Game Highlights:

Had eight assists and a season-high four steals against Kentucky in the regional final • Had seven assists and two steals against Marquette as UNC committed a season-low seven turnovers (second straight game team with single-digit turnovers) • Posted his second double-double of the season with 13 points and 14 assists vs. Washington in NCAA third round • Set UNC record for most assists in NCAA Tournament game (in UNC’s 143rd NCAA game) • Tied the eighth-most assists by any player in NCAA Tournament history and the most ever by an ACC player • Is the first Tar Heel to have 10 or more assists in each of his first two NCAA Tournament games • Ed Cota is the only other Tar Heel to have 10 or more assists in consecutive NCAA Tournament games • Had assists on nine of UNC’s 15 field goals in the second half of the win over Washington • The 14 assists tie the fifth-most assists in a game by a Tar Heel (he had 16 earlier in the year for fourth on the list).

Had 10 assists vs. LIU, most by a Tar Heel in NCAA play since Ed Cota had 10 against Stanford in 2000.

Had 10 assists, including the winning pass to Tyler Zeller for his basket with no time remaining, in UNC’s 61-59 win over Miami in the ACC Tourney • Hit consecutive three-pointers that cut the Canes’ lead to seven – just the second time all year he made multiple threes.

Jeffrey Camarati

Robert Crawford

Peyton Williams



Peyton Williams



Peyton Williams (center)

First career double-double with 15 points and 11 assists in victory over Duke to win regular-season ACC title • Carolina shot 52.4 percent from the floor, scored 51 first-half points and 81 points (all season highs in ACC play) against the Blue Devils • Scored a career-high 18 points, did not have a second-half turnover and made 10 of 11 free throws in the 64-62 win at Clemson • Had nine points and six assists with just one turnover in 37 minutes at Duke.

Earned co-ACC Freshman of the Week honors for his performance against Florida State as he scored nine points and handed out 16 assists • The 16 assists were the most ever by a Tar Heel in an ACC game, most by a UNC freshman in any game, fourth-most ever by a Tar Heel in any game and third-most by any freshman in an ACC game • Had 11 assists in the second half as UNC shot 64.3 percent.

Threaded a pass to Harrison Barnes that led to Barnes's game-winning three-pointer at Miami with 6.6 seconds to play • Made his first collegiate start in the home win over Clemson • Had five assists and hit two free throws with 2:46 to play to give UNC a 68-65 lead • Led Carolina to a 64-61 comeback win over Virginia Tech • Three-pointer with 4:13 to play cut Tech's lead to two and free throws with three seconds to play gave UNC a three-point win.

PREP

Third-team Parade and USA Today All-America • Led Bishop O'Connell High School in Arlington, Va., to the 2010 Virginia Independent Schools Division 1 championship • Played for Coach Joe Wootten • Won five games in five days to win the title • Scored 21 or more points in each of his last five playoff games and averaged 23.6 points and 6.4 assists in those contests • Was named Tournament MVP after beating Blue Ridge, 80-72, in the finals • Also led Bishop O'Connell to the semi-finals of the Washington Catholic Athletic Conference • Earned All-Metropolitan honors • Averaged 15.3 points, nine rebounds and six assists as a senior • Had 10 or more assists in 10 games and scored 20 or more points 11 times • Played in the McDonald's All-Star Game in Columbus, Ohio, the Nike Hoop Summit in Portland, Ore., and the Jordan Brand Classic in New York • Had a game-high five assists and won the Naismith Sportsmanship Award at the McDonald's All-Star Game • Handed out eight assists in the Jordan Classic in Madison Square Garden • Member of Students Against Drunk Driving.

PERSONAL

Born Aug. 19, 1991 • Kendall Dewan Marshall is the son of Dennis and Kim Marshall • Has yet to declare an academic major.

Jack Morton



TarHeelBlue.com Focus:

THE MARSHALL PLAN

by Adam Lucas, TarHeelBlue.com

Kendall Marshall has watched a lot of basketball this offseason. It's just that he hasn't seen much new basketball.

The Carolina point guard spent part of his summer watching tape of several games from his freshman season. He hasn't watched the Kentucky game yet—except for Harrison Barnes, none of his teammates have been able to watch the season-ending loss just yet—but he's reviewed almost everything else, some multiple times.

"I don't want to have to start all over again this season," Marshall says. "I want to build from last year as a stepping stone. So I've watched what defensive concepts other teams are using against us, what they try to do offensively, and also what counter-attacks worked for us."

Not many sophomore point guards in Carolina history have been able to build from a freshman season that was All-ACC caliber. Marshall's freshman season—when he led the league in assists, tied for first in assist-error in conference games and set the UNC record for assists in an ACC game (16 against Florida State) while compiling a highlight reel of neatly threaded passes—has reached almost mythical status among Carolina fans.

Marshall, who has grown taller since his freshman measurements of 6-foot-3 and also added 10 pounds through hard work with Jonas Sahratian, knows his sophomore season could be more challenging. Last season, he snuck up on some opponents. This season, as Shammond Williams has frequently advised him in those pickup games, he'll be prominent on the opposing scouting report.

The Dumfries, Va., native will always be a passer. That's his signature, and that's why other players are drawn to him.

But at the request of Roy Williams, Marshall tuned his offensive game over the summer. "I want to be able to keep defenses honest, so I worked on my shot," he says. "I have a little more air underneath it, but one of the most important things is I don't second-guess myself as much about shooting it. I'm focusing on knowing I am a good shooter and I have to let it go."

In addition to his basketball work, his sessions with Sahratian have been designed to keep Marshall on the court as much as possible. He averaged 34.9 minutes per game over the final 16 games of his freshman campaign. To maintain that demanding workload for a full season, he's focused on becoming more durable. He also wants to improve his quickness to enable him to stay in front of the elite point guards he'll face this season—and to ensure he has plenty of educational film to watch next summer.

LUKE DAVIS

LD #4

**#4 luke
DAVIS**

**6-0 • 172 • Guard • Sophomore
Raleigh, N.C. • Ravenscroft HS
Undeclared major**

THE DAVIS FILE

PERSONAL

- Full Name: Luke Dickson Davis
- Born: April 9, 1991, in Raleigh, N.C.

PARENTS

- Pete and Debbie Davis

PREP COACH

- Kevin Billerman

Transferred to UNC from Gardner-Webb after playing for the Bulldogs in 2010-11 • Will sit out the 2011-12 season and have three seasons of eligibility beginning in 2012-13 • Named to the Big South Conference All-Freshman Team • Was third in the league in assists • Started 30 of the 32 games in which he played for Gardner-Webb and played a team-high 32.3 minutes per game • Averaged 7.2 points, had 135 assists and 95 turnovers • Made 41 of 126 (.325) from three-point range and 46 of 62 (.742) from the free throw line • Scored in double figures six times with a high of 17 against Liberty • Had a season-high 10 assists against Radford • Had more assists than turnovers in 18 games, including 10 of the last 13 games • Set freshman record for assists at Gardner-Webb with 135 • Played for Coach Kevin Billerman at Ravenscroft High School • Earned first-team all-state honors • Led Ravenscroft to the state finals in 2009 • Teammate of Duke forward Ryan Kelly • Also attended Broughton High School.




Jeffrey Camarati

Jeffrey Camarati

DAVIS' STATISTICS AT GARDNER-WEBB

YEAR	GP-GS	MIN	AVG	FGM-A	PCT	3FGM-A	PCT	FTM-A	PCT	OFF	DEF	REB	AVG	A	TO	B	S	PTS	AVG
2010-11	32-30	1035	32.3	71-209	34.0	41-126	32.5	46-62	74.2	6	54	60	1.9	135	95	0	42	229	7.2

P.J. #15

 **THE HAIRSTON FILE**

- Full Name: Samuel Peterson Hairston Jr.
- Born: Dec. 24, 1992, in Greensboro, N.C.

MOTHER

- Wendy Poteat

PREP COACHES

- Kevin Keatts (Hargrave), David Price (Dudley)

#15 p.j.
HAIRSTON

6-5 1/2 • 220 • Guard • Freshman
Greensboro, N.C. • Hargrave Military Academy (Va.)/Dudley HS
Undeclared major

P.J. HAIRSTON



Jeffrey Camarati


PREP

Third-team Parade All-America in 2011 playing for Coach Kevin Keatts at Hargrave Military Academy in Chatham, Va. • Attended Dudley High School in Greensboro for three years and played for Coach David Price • Averaged 25.6 points, 9.2 rebounds and 4.7 assists at Hargrave in 2011 • Played in the McDonald's All-America Game (15 points) in Chicago and the Jordan Brand Classic in Char-

lotte • Scored 41 points for USA South in the championship game of the 2010 Nike Global Challenge • Set single-game scoring record at Dudley as a junior with 53 points against Southern Durham • A regular on the Dean's List.

PERSONAL

Samuel Peterson Hairston Jr. is the son of Wendy Poteat • Born on Dec. 24, 1992, in Greensboro • Has yet to declare a major.




The Sporting News

James Michael McAdoo and P.J. Hairston



Jerry Weilford

Jim Hawkins/IC





THE HUBERT FILE

PERSONAL

- Full Name: Desmond Jackson Hubert
- Born: July 15, 1992, in Willingboro, N.J.

UNCLE

- Henry Jackson

PREP COACH

- Jay Corby



#14 desmond
HUBERT

6-9 1/2 • 205 • Forward • Freshman
Cream Ridge, N.J. • New Egypt HS
Undeclared major

DESMOND HUBERT

SONJA HAYNES STONE CENTER
FOR BLACK CULTURE AND HISTORY



Jeffrey Camarati

PREP

Played for Coach Jay Corby at New Egypt High School in New Jersey • Averaged 16 points, nine rebounds and six blocks per game • Led New Egypt to a school-record 24 wins and a berth in the Central Jersey Group 1 Section championship game • Team captain • Played in the Capital Classic All-Star Game • Moved to Cream Ridge, N. J. from Winter Park, Fla. in 2006 • Averaged 16.2 points, 10.8 re-


bounds and 9.1 blocks as a junior • Totaled over 1,500 points, 1,000 rebounds and 750 blocks in his career.

PERSONAL

Desmond Jackson Hubert was born July 15, 1992, in Willingboro, N.J. • Has yet to declare a major.



Jeffrey Camarati



Jeffrey Camarati



THE McADOO FILE

PERSONAL

- Full Name: James Michael Ray McAdoo
- Born: Jan. 4, 1993, in Norfolk, Va.

PARENTS

- Ronnie & Janet McAdoo

PREP COACH

- Michael Allen

**#43 james michael
McADOO**

**6-9 • 220 • Forward • Freshman
Norfolk, Va. • Norfolk Christian HS
Undeclared major**

JAMES MICHAEL McADOO



Jeffrey Camarati

PREP

The 2009 USA Basketball Male Athlete of the Year, the youngest player ever to receive that award (other Tar Heels to win that award include Sean May in 2005, Michael Jordan in 1983, 1984 and 1992 and Sam Perkins in 1984) • Averaged 16.8 points, 8.6 rebounds and 2.0 blocks to help Team USA win the gold medal at the 2009 FIBA Americas U16 Championship played in Argentina • In 2010 he won another gold medal after averaging 14.5 points, 7.9 rebounds and 1.9 blocks at the 2010 FIBA U17 World Championship in Germany • Attended Norfolk (Va.) Christian High School, where he played for Coach Michael Allen • Led Norfolk Christian to consecutive state championships and earned Gatorade Player of the Year honors in Virginia in 2010 and 2011 • Averaged 21.6 points and 8.1 rebounds as a senior and 22.5 points and 9.9 rebounds as a junior • First-team USA Today and third-team Parade All-America • Earned co-Most

Valuable Player honors at both the McDonald's All-America Game (17 points) and the Jordan Brand Classic (26 points, 14 rebounds) • Also played in the Nike Hoop Summit • Scored a career-high 52 points against Peninsula Catholic • Played football (wide receiver/free safety) as a freshman • Honor roll student all four years • Went on a mission trip to Jamaica in 2008 and to Nicaragua in 2010 • Member of the National Honor Society.

PERSONAL

Born James Michael Ray McAdoo on Jan. 4, 1993, in Norfolk • Son of Ronnie and Janet McAdoo • Both parents played professional basketball overseas • His father is a member of Old Dominion University's Hall of Fame and played professionally in France, Spain and Japan • His sister played basketball at UNC Charlotte • Ronnie McAdoo is a second cousin of former UNC All-America and Naismith Hall of Famer Bob McAdoo.




Jim Hawkins/C



Jeffrey Camarati



 **THE SIMMONS FILE**

PERSONAL

- Full Name: Jackson Brett Simmons
- Born: Jan. 12, 1993, in Webster, N.C.

PARENTS

- Si & Cindi Simmons

PREP COACH

- Jimmy Cleaveland

J.S.
#21

#21 jackson SIMMONS

6-7 • 205 • Forward • Freshman
Webster, N.C. • Smoky Mountain HS
Undeclared major

JACKSON SIMMONS



Jeffrey Camarati

PREP

The Western North Carolina Player of the Year in 2011 by the Asheville Citizen-Times • Associated Press all-state selection in 2011 • Played for Coach Jimmy Cleveland • Set the North Carolina high school record for career rebounds with 1,554 and was the leading scorer in Smoky Mountain High School history with 1,916 points • Averaged 25.4 points and 16.9 rebounds per game as a senior • Two-year team captain • Led Smoky Mountain to a 26-1 record and conference title • Shot 89 percent from the free throw line • Earned MVP honors with 19 points and 15 rebounds in the North Carolina East-West All-Star Game • Also played in the Jordan Brand Classic in Charlotte • Averaged 19.9 points and 12.5 rebounds as a junior.

PERSONAL

Son of Si and Cindi Simmons, both of whom teach at Smoky Mountain High • Both parents played basketball at Western Carolina University and Cindi is a member of the WCU Athletic Hall of Fame • Cindi also is a four-time state championship coach in both volleyball and basketball • Jackson had a grade point average of 4.2 and was a member of the National Honor Society • A member of the show choir that won three national championships • Took part in the school play in 2010-11 • Has yet to declare a major.



Jim Hawkins/IC



Jeffrey Camarati



THE WHITE FILE

PERSONAL

- Full Name: Stilman Shannon White
- Born: July 27, 1992, in Orange, Calif.

PARENTS

- Erin & Shannon White

PREP COACH

- Brett Queen



#11 stilman WHITE

**6-0 • 160 • Guard • Freshman
Wilmington, N.C. • Hoggard HS
Undeclared major**

STILMAN WHITE



Jeffrey Camarati

PREP

Earned first-team Associated Press and North Carolina Basketball Coaches all-state honors and was the Mideastern Conference and District 2 Player of the Year in 2011 • Two-time team captain, MVP and all-district honoree • Played for Coach Brett Queen • Scored 1,078 points and had 231 assists in 76 career games • Averaged a career-high 20.5 points and 3.0 assists per game as a senior • Hoggard's all-time leader in made free throws (280) and three-point field goal percentage (.381) • Led

Hoggard to the conference tournament championship in 2011 • One of three players in school history to score 1,000 or more points.

PERSONAL

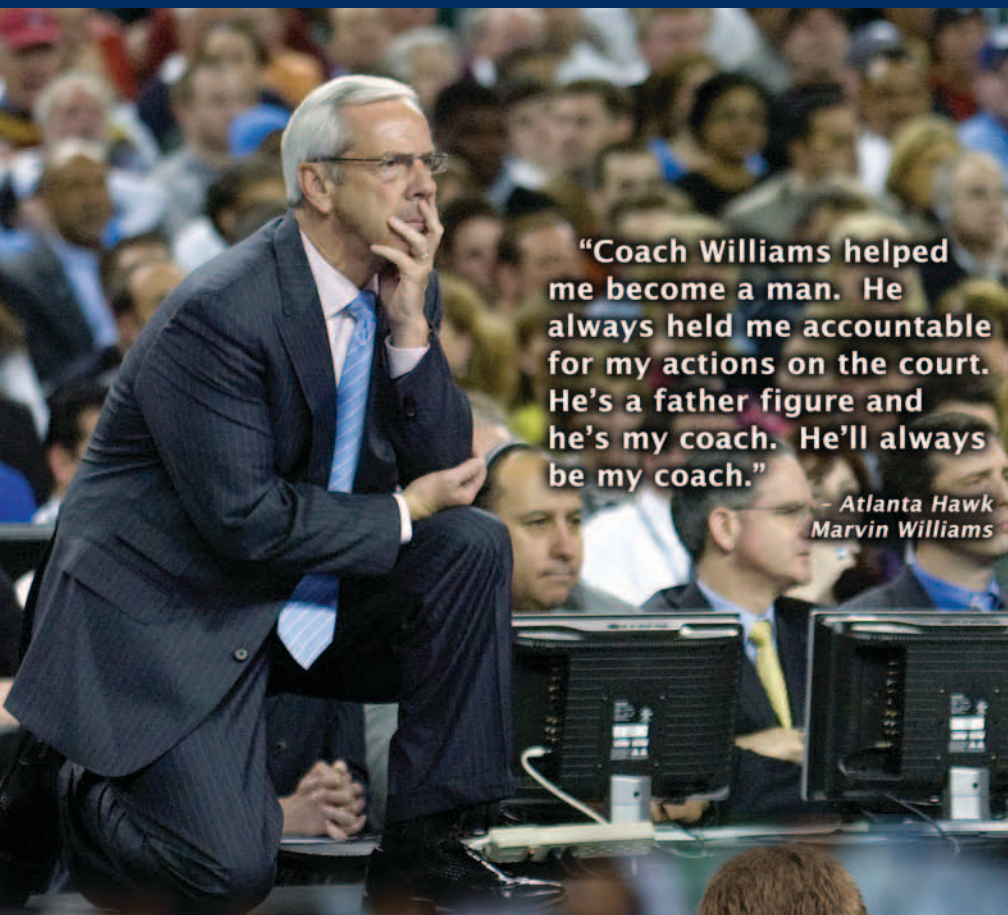
Stilman Shannon White is the son of Erin and Shannon White • Born on July 27, 1992, in Orange, Calif. • His youngest sister was adopted from Ethiopia • Has yet to declare a major.



Star-News Media



Jeffrey Camarati



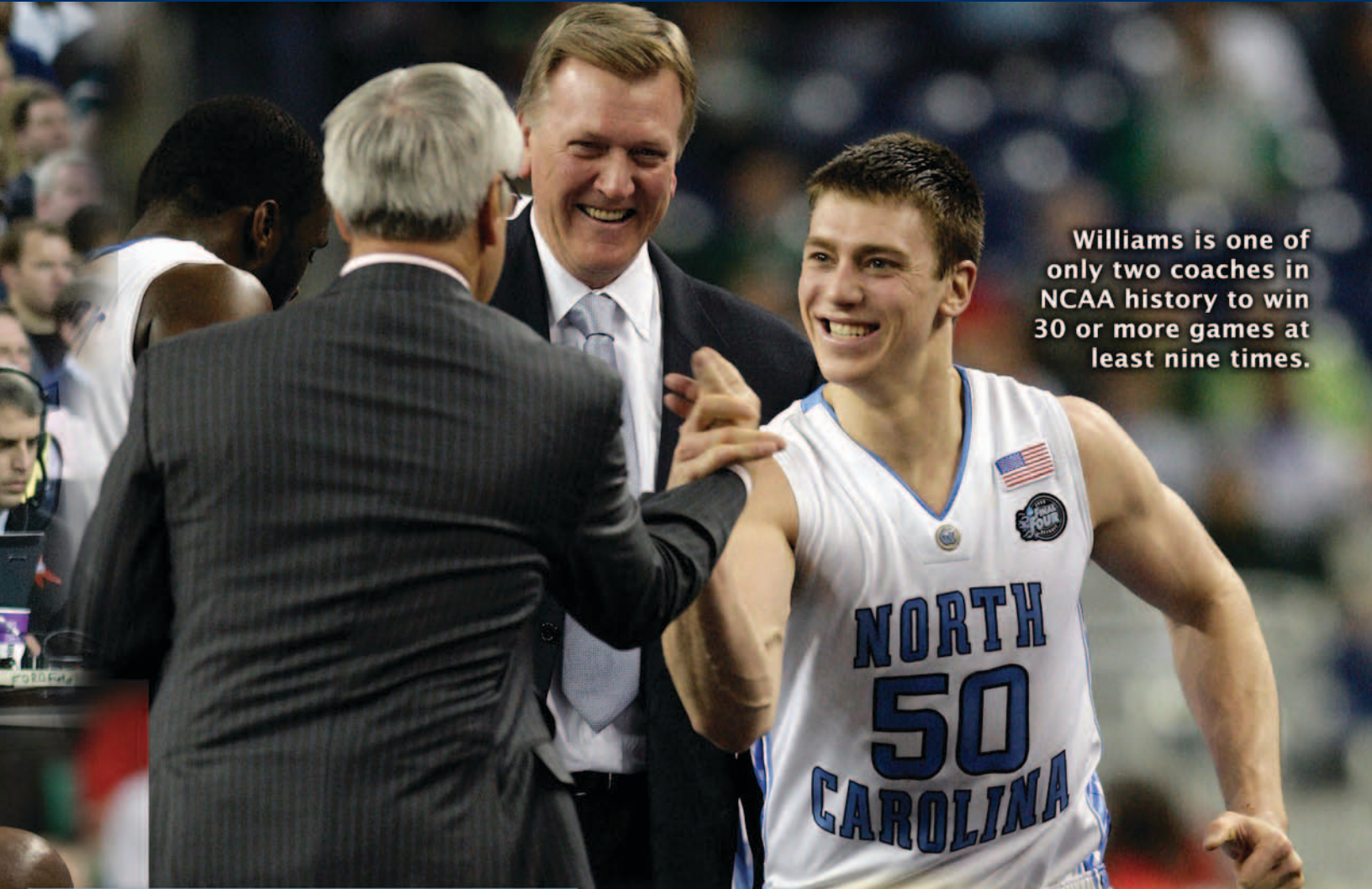
“Coach Williams helped me become a man. He always held me accountable for my actions on the court. He’s a father figure and he’s my coach. He’ll always be my coach.”

– Atlanta Hawk Marvin Williams




- Roy Williams is one of only four active coaches to win multiple NCAA championships.
- Williams is fourth in NCAA history with seven Final Four appearances as a head coach (1991, 1993, 2002, 2003 at Kansas and 2005, 2008, 2009 at UNC).
- Williams has led his teams to five Final Four berths in the last 10 seasons, including three in the last seven years at Carolina.
- UNC is 24-5 in NCAA Tournament play under Williams.

COACH, LEADER, CHAMPION



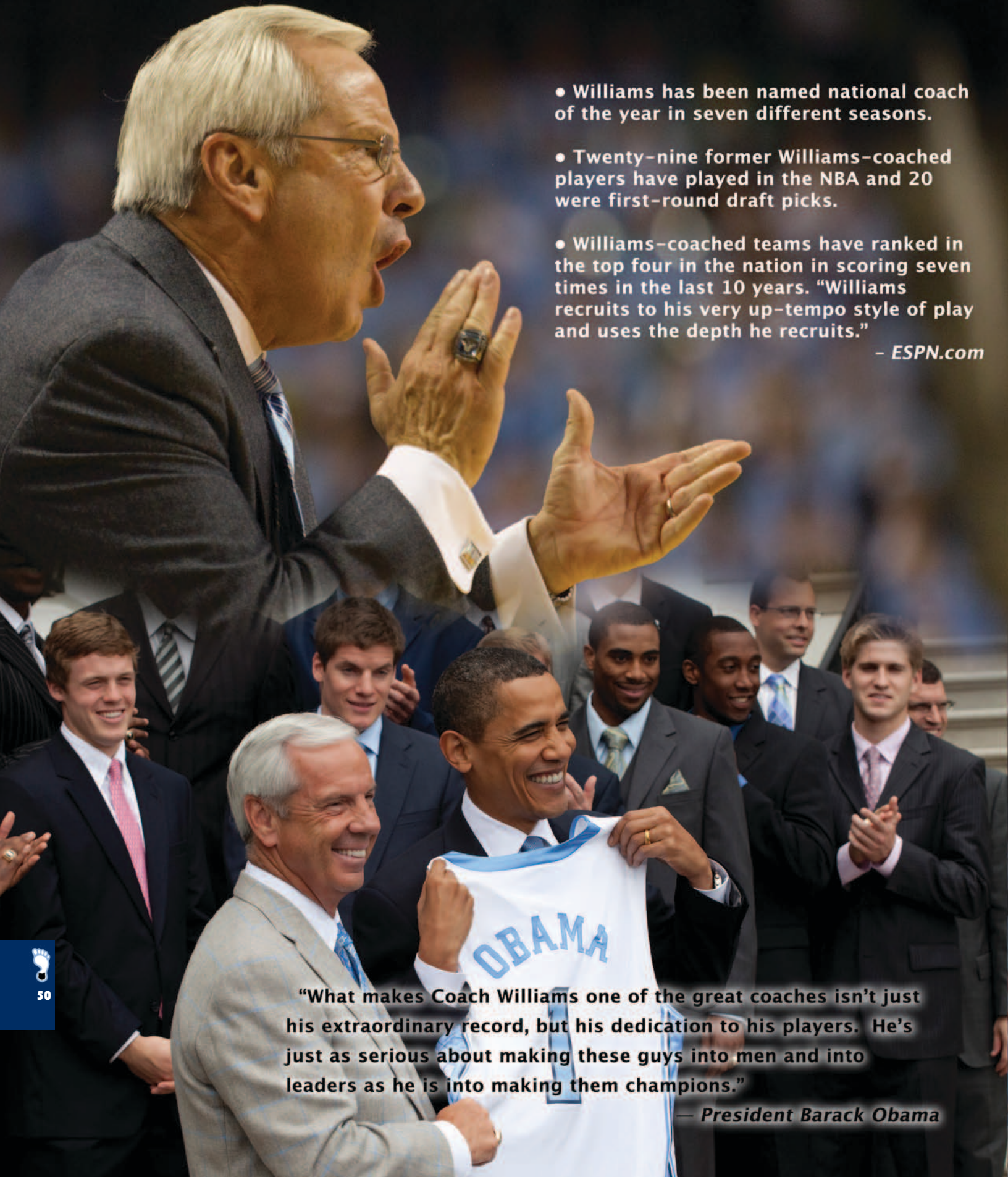
Williams is one of only two coaches in NCAA history to win 30 or more games at least nine times.



“The amazing thing about Coach Williams is the person everyone sees on TV all the time is really the same guy we see every day. There’s nothing fake about him. He is the embodiment of hard work, a guy who never quits, is humble yet confident, is willing to give back to the game, and who teaches us every day the values of education and his players growing as people and players. He’s the best there is.”

- Marcus Ginyard ('10)





- Williams has been named national coach of the year in seven different seasons.
- Twenty-nine former Williams-coached players have played in the NBA and 20 were first-round draft picks.
- Williams-coached teams have ranked in the top four in the nation in scoring seven times in the last 10 years. “Williams recruits to his very up-tempo style of play and uses the depth he recruits.”

– ESPN.com

“What makes Coach Williams one of the great coaches isn’t just his extraordinary record, but his dedication to his players. He’s just as serious about making these guys into men and into leaders as he is into making them champions.”

– President Barack Obama

LEADING THE TAR HEELS

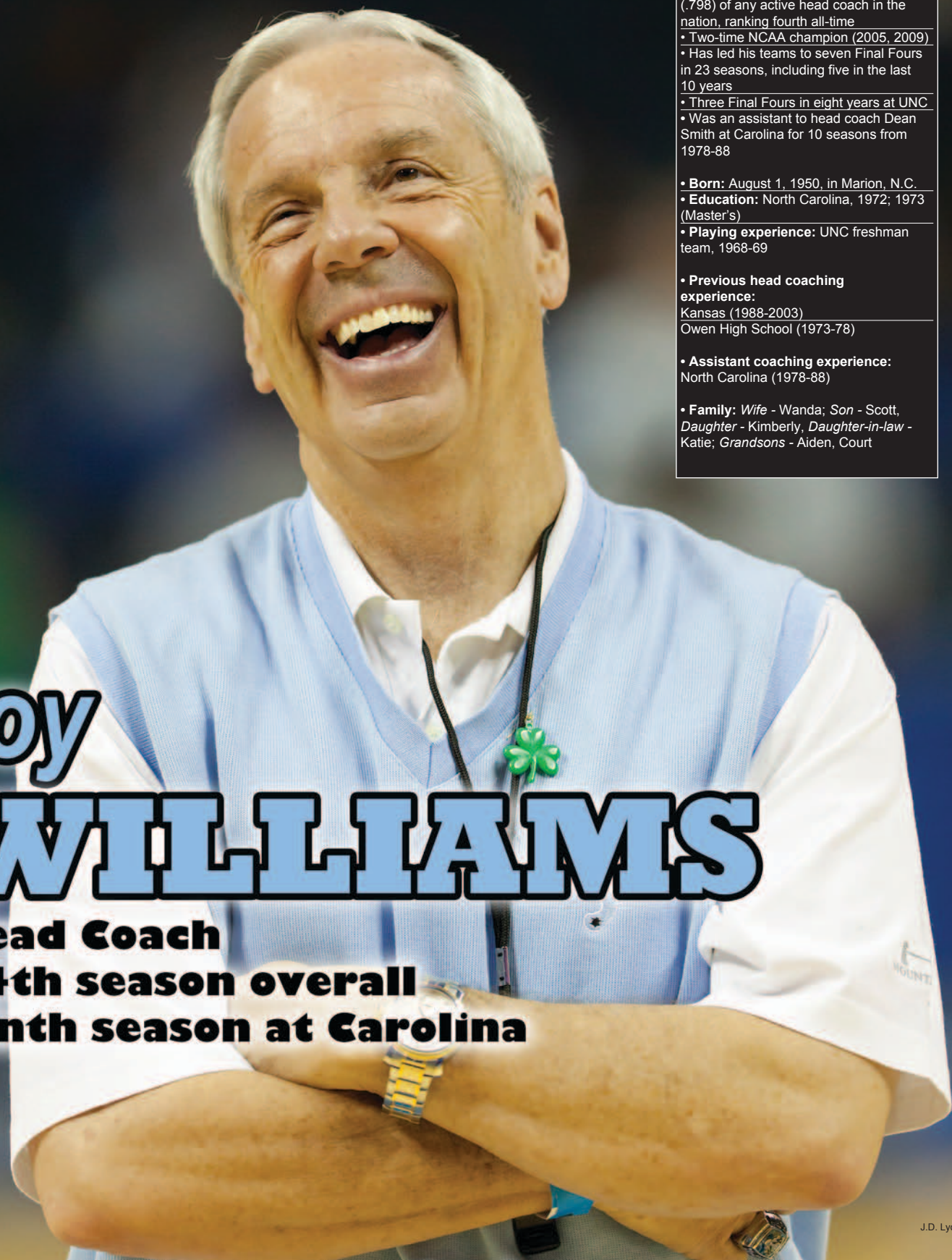


Roy Williams was inducted into the Naismith Basketball Hall of Fame in 2007.



Williams' career winning percentage of .798 is the best of any active coach in the nation and ranks fourth all-time.

Roy Williams



roy
WILLIAMS

Head Coach
24th season overall
Ninth season at Carolina



THE WILLIAMS FILE

Career: 643-163 (23 seasons)
UNC: 225-62 (eight seasons)

- Has the highest winning percentage (.798) of any active head coach in the nation, ranking fourth all-time
- Two-time NCAA champion (2005, 2009)
- Has led his teams to seven Final Fours in 23 seasons, including five in the last 10 years
- Three Final Fours in eight years at UNC
- Was an assistant to head coach Dean Smith at Carolina for 10 seasons from 1978-88
- **Born:** August 1, 1950, in Marion, N.C.
- **Education:** North Carolina, 1972; 1973 (Master's)
- **Playing experience:** UNC freshman team, 1968-69
- **Previous head coaching experience:** Kansas (1988-2003) Owen High School (1973-78)
- **Assistant coaching experience:** North Carolina (1978-88)
- **Family:** *Wife* - Wanda; *Son* - Scott, *Daughter* - Kimberly, *Daughter-in-law* - Katie; *Grandsons* - Aiden, Court


ROY WILLIAMS


J.D. Lyon Jr.

- Naismith Hall of Famer
- Two-time NCAA champion
- Seven Final Fours
- Best winning percentage of any active NCAA coach
- Seven-time National Coach of the Year

NATIONAL COACH OF THE YEAR

1990 (USBWA)
 1991 (*Los Angeles Times*)
 1992 (AP)
 1997 (Naismith, *The Sporting News*)
 2005 (New York Athletic Club)
 2006 (AP, USBWA, Rupp)
 2009 (New York Athletic Club)

CONFERENCE COACH OF THE YEAR

1990 (Big Eight - AP/UPI)
 1992 (Big Eight - AP)
 1995 (Big Eight - coaches co-winner)
 1996 (Big Eight - coaches co-winner)
 1997 (Big 12 - AP/coaches)
 2002 (Big 12 - AP/coaches)
 2003 (Big 12 - AP/coaches)
 2006 (ACC)
 2011 (ACC)

For all his accomplishments as Carolina's head coach – including two NCAA championships, three Final Fours and more than 200 wins in just eight seasons – the 2010-11 season may have been Roy Williams' finest body of work. The Asheville, N.C., native led the Tar Heels to a 29-8 record, the ACC regular-season championship, a No. 2 seed in the NCAA East Regional and a spot in the NCAA Tournament's Elite Eight.

UNC accomplished that despite having lost 13 players in the previous two years, including the team's leading returning scorer a week before practice began in October and another starter midway through the conference schedule. The Tar Heels went 14-2 in ACC play, but did not have a single player make the All-ACC first-team or earn ACC Player of the Week honors even one time. Carolina started two freshmen, two sophomores and a junior for much of the season, and only one player who started a game in the 2010 NIT started in the 2011 NCAA Tournament.

The Tar Heels began the season ranked eighth in the Associated Press poll, fell out of the Top 25 completely for nine weeks at mid-season, but climbed back into the rankings in late January and finished No. 7 in the final poll.

Williams was named ACC Coach of the Year for the second time and also won district coach of the year honors by the USBWA. The Tar Heels finished atop the ACC standings for the fifth time in the last

seven years – Williams' teams have finished first in the Big 8/12 or ACC 14 times in his 23 seasons as a head coach.

A member of the Naismith Basketball Hall of Fame and College Basketball Hall of Fame, Williams has led Carolina to national championships in 2005 and 2009, another Final Four in 2008, additional Elite Eights in 2007 and 2011, four NCAA Tournament No. 1 seeds, six Associated Press Top 10 final rankings, five ACC regular-season titles, two ACC Tournament crowns, four 30-win seasons and developed nine first-round NBA draft picks.


ESPN, Sports Illustrated, The Sporting News and Fox Sports named him the Coach of the Decade for 2000-2009. Williams led Kansas and Carolina to 33 NCAA Tournament wins in the 2000s, eight more than any other coach.

Over the last 10 years, Williams has won 288 games, second-most in the country, and coached four National Players of the Year. He's won 33 NCAA Tournament games and led Kansas and UNC to the Final Four five times. That's more NCAA Tournament victories and more Final Fours than any coach in the nation in those 10 years.

His teams at Kansas and UNC

have a record of 643-163 and his winning percentage of .798 is the fourth highest in the history of college basketball and No. 1 among active coaches. No other coach in NCAA history has won 600 or more games in fewer than 24 seasons, a mark he hit in his 22nd season.

On April 6, 2009, the Tar Heels beat Michigan State to capture UNC's second NCAA Tournament title in five years. In 2005, Carolina beat top-ranked Illinois to win Williams' first national title. He is one of 13 coaches to win multiple national championships, joining an illustrious list that includes only two other ACC coaches – Dean Smith and Mike Krzyzewski.



Grant Halverson

In 2010, The Sporting News surveyed a panel of 50 former ACC standout players and asked them which current ACC coach they would want to play for other than their alma mater's – Williams received 19 votes. No other coach received more than 8.5 votes.

His Tar Heel teams are 225-62 (.784) and he's set UNC records for most wins for one year (36 in 2007-08), two years (70 in 2008-09), three years (101 from 2007-09), four years (124 from 2006-09), five years (157 from 2005-09), six years (176 from 2004-09), seven years (206 from 2005-11) and is tied for the most in any eight-year span (225, tied with 1991-98).

At Carolina, Williams has coached two National Players of the Year (Sean May in 2005, Tyler Hansbrough in 2008), two Bob Cousy Award recipients as the best point guard in the country (Raymond Felton in 2005, Ty Lawson in 2009), two ACC Players of the Year (Hansbrough in 2008, Lawson in 2009), two ACC Athletes of the Year (May in 2005, Hansbrough in 2008), four ACC Rookies of the Year (Marvin Williams in 2005, Hansbrough in 2006, Brandon Wright in 2007, Harrison Barnes in 2011), two Final Four MOPs (May in 2005, Wayne Ellington in 2009) and 12 NBA Draft picks.

Hansbrough set the all-time ACC scoring record and became the first player in league history to earn first-team All-America and first-team

ROY WILLIAMS BY THE NUMBERS

HIGHEST WINNING PERCENTAGE, ACTIVE COACHES
(minimum five years as a Division I head coach in Division I)

.798	Roy Williams	North Carolina	643-163
.792	Mark Few	Gonzaga	316-83
.783	Jamie Dixon	Pittsburgh	216-60
.779	Dave Rose	BYU	159-45
.768	Thad Matta	Ohio State	292-88

HIGHEST WINNING PERCENTAGE, ALL-TIME
(minimum 10 years as a head coach in Division I)

.826	Clair Bee	Rider, Long Island	412-87
.822	Adolph Rupp	Kentucky	876-190
.804	John Wooden	Indiana State, UCLA	664-162
.798	Roy Williams	Kansas, North Carolina	643-163
.792	Mark Few	Gonzaga	316-83

MOST WINS AFTER 23 SEASONS AS A HEAD COACH

643	Roy Williams	Kansas, North Carolina
599	Jerry Tarkanian	Long Beach State, UNLV
552	Rick Pitino	Boston Univ., Providence, Kentucky, Louisville
549	Jim Boeheim	Syracuse
546	Denny Crum	Louisville


MOST 30-WIN SEASONS

12	Mike Krzyzewski	Duke
9	Roy Williams	Kansas, North Carolina
8	Jim Calhoun	Connecticut
6	John Calipari	Massachusetts, Memphis, Kentucky
5	Rick Pitino	Boston Univ., Providence, Kentucky, Louisville

MOST WINS, ACTIVE COACHES

900	Mike Krzyzewski	Duke (2nd all-time)
856	Jim Boeheim	Syracuse (5th)
855	Jim Calhoun	Connecticut (6th)
691	Bob Huggins	West Virginia (20th)
643	Roy Williams	North Carolina (27th)

(source: NCAA)



The 1968-69 UNC Freshman Team, including Roy Williams (back row, third from left)

All-ACC honors in each of his four seasons. He also became Carolina's all-time leading rebounder and set the NCAA record for made free throws.

Williams is one of the most successful coaches in the history of the NCAA Tournament. His teams are 58-19 in 21 seasons and he has the third-highest winning percentage in NCAA Tournament history (.753) for coaches with at least 30 games.

Carolina is 24-5 in the NCAA Tournament under Williams, a winning percentage of .828 that is the highest for any coach with at least 25 NCAA Tournament games at one school. In the last seven years, the Tar Heels have advanced to at least the regional final five times – no other school has more than three appearances in the Final 8 in that same span.

The Williams ledger includes:

- 418 wins at Kansas and 225 at Carolina, the second-most at each school behind Phog Allen and Smith, respectively
- A record of 918-224 in 33 seasons as a collegiate head coach and assistant coach
- Seven Final Fours, fourth-most in history behind John Wooden, Smith and Krzyzewski
- Nine 30-win seasons, the second-most all-time (and 17 seasons with 25 or more wins)
- 21 seasons with 20 or more wins, including every year except when he won 19 in his first years at both Kansas and Carolina
- Three consecutive 30-win seasons, the first time Carolina has accomplished that
- 58 NCAA Tournament wins, third-most all-time behind Krzyzewski (73) and Smith (65)
- 77 NCAA Tournament games, third most in history
- 20 consecutive NCAA

Tournament appearances, the second-longest streak in NCAA history behind Smith's 23

- 20 consecutive seasons with a win in the NCAA Tournament, the only coach to accomplish that and 21 Tournaments with at least one win

- Seven seasons as the National Coach of the Year (1990, 1991, 1992, 1997, 2005, 2006 and 2009), nine years as conference Coach of the Year (1990, 1992, 1995, 1996, 1997, 2002, 2003, 2006 and 2011)

- Recipient of the 2003 John Wooden Legends of Coaching Award

- One of three coaches (with Frank McGuire and Larry Brown) to lead two different schools to the national championship game, but the only coach to lead two schools to two appearances in the finals (Kansas in 1991 and 2003; Carolina in 2005 and 2009)

- Five ACC regular-season championships in eight seasons, fourth most in ACC history (Smith won 17 in 36 years, Krzyzewski 11 in 31, McGuire six in 24 and Vic Bubas four in 10)

- 14 conference regular-season championships and 18 times in 23 years finishing either first or second in the conference standings

- Winning his 500th game on Dec. 9, 2006, in his 19th season (only coach to do so in less than 20 years)

- Also reached 100, 200, 300, 400 and 600 wins in fewer seasons than any coach

- Winning more games than any coach after eight, nine, 10, 11, 12, 13, 14, 15, 16, 17, 18, 19, 20, 21, 22 and 23 seasons

- 91-37 record in ACC regular-season games

- 165 wins in his first 200 games at an ACC school, more than any coach in history

- 314-32 record at home, a winning percentage of .908



Jim Bounds

ROY WILLIAMS



Jeffrey Camarati

ROY WILLIAMS' NCAA TOURNAMENT RANKINGS

MOST NCAA CHAMPIONSHIPS

10	John Wooden	UCLA (1964-65-67-68-69-70-71-72-73-75)
4	Adolph Rupp	Kentucky (1948-49-51-58)
4	Mike Krzyzewski	Duke (1991-92-2001-10)
3	Bob Knight	Indiana (1976-81-87)
3	Jim Calhoun	Connecticut (1999-2004-2011)
2	Roy Williams	North Carolina (2005-09)
2	Dean Smith (North Carolina, 1982-93), Billy Donovan (Florida, 2006-07), Denny Crum (Louisville, 1980-86), Ed Jucker (Cincinnati, 1961-62), Phil Woolpert (San Francisco, 1955-56), Branch McCracken (Indiana, 1940-53) and Henry Iba (Oklahoma A&M, 1945-46)	

MOST NCAA FINAL FOUR APPEARANCES

12	John Wooden, UCLA
11	Dean Smith, North Carolina
11	Mike Krzyzewski, Duke
7	Roy Williams, Kansas/North Carolina
6	Denny Crum, Louisville
6	Adolph Rupp, Kentucky
6	Tom Izzo, Michigan State

MOST NCAA TOURNAMENT APPEARANCES

28	Jim Boeheim	Syracuse	1977-active
28	Bob Knight	Indiana, Texas Tech	1973-2007
27	Dean Smith	North Carolina	1961-1997
27	Lute Olson	Iowa, Arizona	1979-2007
27	Mike Krzyzewski	Duke	1981-active
25	Eddie Sutton	four teams	1974-2005
23	Denny Crum	Louisville	1972-2000
21	Roy Williams	Kansas, North Carolina	1988-active
21	Jim Calhoun	Northeastern, Connecticut	1981-active

MOST CONSECUTIVE NCAA TOURNAMENT APPEARANCES

23	Dean Smith	North Carolina	1975-97
20	Roy Williams	Kansas, North Carolina	1990-2009
16	Rick Barnes	Clemson, Texas	1996-active
16	Mike Krzyzewski	Duke	1996-active
15	Bob Knight	Indiana	1986-2000

MOST NCAA TOURNAMENT GAMES

102	Mike Krzyzewski	Duke	1981-active
92	Dean Smith	North Carolina	1961-97
77	Roy Williams	Kansas, North Carolina	1988-active
73	Lute Olson	Iowa, Arizona	1979-2007
73	Jim Boeheim	Syracuse	1976-active

MOST NCAA TOURNAMENT WINS

79	Mike Krzyzewski, Duke
65	Dean Smith, North Carolina
58	Roy Williams, Kansas, North Carolina
49	Jim Calhoun, Northeastern, Connecticut
47	John Wooden, UCLA

HIGHEST NCAA TOURNAMENT WINNING PERCENTAGE (minimum 30 games)

.825	John Wooden	UCLA	47-10
.775	Mike Krzyzewski	Duke	79-23
.753	Roy Williams	Kansas, UNC	58-19
.735	Billy Donovan	Florida	25-9
.731	Jim Calhoun	Northeastern, UConn	49-18
.729	Tom Izzo	Michigan State	35-13
.717	Rick Pitino	four teams	38-15

- His teams have been ranked No. 1 in the nation in 10 seasons and at least No. 2 in the country in 15 seasons

- The Associated Press has ranked the Tar Heels in the Top 25 in 130 of 153 polls, including 90 Top 10 rankings, 70 times in the Top 5 and 24 weeks as the No. 1 team in the country.

- Teams have averaged 80 or more points 18 times

- Coaching four National Players of the Year, 13 first-team All-Americans, eight conference player or athletes of the year, two Bob Cousy Award winners, 25 first-team all-conference players, 34 academic all-conference selections and 20 NBA first-round draft picks.

Dan Wetzel, national columnist for Yahoo! Sports, wrote in April 2009: "There isn't a more perfect union in college basketball than Roy and Carolina; the ideal combination of style and substance, recruiting might and coaching acumen, of championships won and won and, most certainly, won again."

In February 2009, Forbes named Williams the best basketball coach in the country, choosing him by analyzing win-loss percentages, NCAA Tournament appearances, Final Fours, national championships and recruiting.

Forbes wrote: "A top-notch recruiter and motivator, Williams coaches with an unflappable cool, a trait reflected in his players' calm on the court."

Williams' ability to relate to players and their families, both in the recruiting process and throughout their careers, is something his players speak of when they account for his success.

On March 8, 2009, Senior Day at Carolina, an emotional Hansbrough thanked Williams for living up to a promise Williams made during his recruitment that the coach would always be honest with him.

"He always tells you the straight up truth about what you need to hear, not just what you want to hear," says Hansbrough. "That helped me not only as a player but also as a person."

Williams is one of nine Tar Heels to be enshrined in the Naismith Basketball Hall of Fame, joining a group that includes Dean Smith, Michael Jordan, Larry Brown, Billy Cunningham, James Worthy and Bob McAdoo. Twenty-three of his former players from Carolina and Kansas joined him in Springfield, Mass., for

the induction ceremony in 2007.

From 2007-2009 Carolina went 101-14, winning 21 more games than any other ACC school. Over the last six seasons, Carolina went 33-15 in ACC road games.

The 2009 Tar Heels won their fourth ACC regular-season title in the last five years, won their fourth straight game at Duke and landed a No. 1 seed in the NCAA Tournament for the third consecutive year. In the NCAA Tournament, Carolina put on a stunning display, winning six games by an average of 20.2 points, the highest margin in 13 years. UNC became the first team to win all six games by a dozen or more points.

UNC led the nation in winning percentage (89.5) and scoring margin (+17.8) and was second in scoring (89.9 ppg). That was the seventh time in eight years his teams had finished in the top four nationally in scoring (first in 2002 and 2005, second in 2007, 2008 and 2009, third in 2003 and fourth in 2004). His teams have averaged 84.3 points at UNC with the Tar Heels reaching 100 or more points 36 times.

His teams have finished in the Top 10 nationally in scoring 10 times, in scoring margin 15 times, in field goal percentage 12 times, in win-loss percentage 10 times and in field goal defense four times. Also, his squads have finished in the top seven nationally in assists per game in seven of the last 10 years and in the top eight nationally in rebounding margin in 10 of the last 15 years.

In 2008, Williams led the Tar Heels to a school-record 36 wins, ACC regular-season and Tournament titles and a berth in the Final Four with a win over Louisville in the regional final. Hansbrough won every major National Player of the Year award. He is the fourth to play for Williams – along with Jayhawks Drew Gooden and Nick Collison and UNC's Sean May – to win National Player of the Year honors since 2002.

The 2005 national championship capped a season in which the Tar Heels went 33-4, including a 14-2 mark in the ACC. Carolina led the nation in scoring average, scoring margin and assists and became the third team in history to lead the nation in scoring and win the NCAA championship.

In 2006, Carolina faced the loss of its top seven scorers, which was unprecedented in ACC history. Sports Illustrated predicted Carolina would miss the NCAA Tournament

and the Tar Heels were picked by the media to finish sixth in the ACC. However, Williams earned National and ACC Coach of the Year honors by leading the youngest team in Carolina history to a second-place ACC finish, a win at top-ranked Duke and a No. 3 seed in the NCAA Tournament.

Williams became the UNC head coach on April 14, 2003, 10 days after leading Kansas to the NCAA championship game against Syracuse.

Williams was assistant coach at Carolina from 1978-88. Working for Dean Smith, he helped coach such standouts as Mike O’Koren, Al Wood, James Worthy, Sam Perkins, Matt Doherty, Michael Jordan, Brad Daugherty, Kenny Smith, Joe Wolf, Steve Hale, Jeff Lebo, J.R. Reid and Scott Williams.

Carolina won the NCAA title in 1982, finished second in 1981 and won or shared six ACC regular-season titles and three ACC Tournament championships.

Kansas hired Williams on July 8, 1988, replacing another UNC Hall of Famer, Larry Brown. Williams coached a number of the finest Kansas players in history, including Mark Randall, Adonis Jordan, Rex Walters, Greg Ostertag, Scot Pollard, Jacque Vaughn, Raef LaFrentz, Paul Pierce, Drew Gooden, Nick Collison and Kirk Hinrich.

The Jayhawks averaged 27.9 wins per season with a high of 35 in 1997-98. He also won 30 in 1989-90, 34 in 1996-97, 33 in 2001-02 and 30 in 2002-03. The Jayhawks reached the Sweet 16 nine times and the Final Eight on five occasions.

In seven years of Big 12 Conference play, his teams went 94-18, capturing the regular-season title

in 1997, 1998, 2002 and 2003 and the postseason tournament crown in 1997, 1998 and 1999. In 2001-02, KU became the first Big 12 team to go 16-0 in league play. From 1995-98, Kansas was a combined 123-17 – an average of 30.8 wins per season. The Jayhawks went 201-17 (92.2) in Allen Fieldhouse, and won 62 consecutive games in Allen from February 1994 to December 1998.

Williams has coached players to 25 first-team all-conference honors, including eight UNC selections. Seven players – five Jayhawks, Hansbrough and Lawson – have won conference player of the year honors.

Hansbrough and Lawson earned first-team All-America honors in 2009. That marked the 12th and



The Williams Family — Scott, Aiden, Katie and Court (front); Roy, Kimberly and Wanda (back)

ROY WILLIAMS YEAR-BY-YEAR

AS A HEAD COACH											
Year	School	Overall			Big 8/12		Big 8/12	NCAA	AP	Coaches	
		W	L	Pct.	W	L	Tournament	Tournament	Poll	Poll	
1988-89	Kansas	19	12	61.3	6	8	6th	1st Round	NR	NR	
1989-90	Kansas	30	5	85.7	11	3	T-2nd	Semifinals	2nd Round	5	5
1990-91	Kansas	27	8	77.1	10	4	T-1st	Semifinals	Final Four, 2nd	12	12
1991-92	Kansas	27	5	84.4	11	3	1st	Champions	2nd Round	2	2
1992-93	Kansas	29	7	80.6	11	3	1st	Semifinals	Final Four, T-3rd	9	8
1993-94	Kansas	27	8	77.1	9	5	3rd	Semifinals	Sweet 16	13	12
1994-95	Kansas	25	6	80.8	11	3	1st	Semifinals	Sweet 16	5	10
1995-96	Kansas	29	5	85.3	12	2	1st	Finals	Final Eight	4	5
1996-97	Kansas	34	2	94.4	15	1	1st	Champions	Sweet 16	1	5
1997-98	Kansas	35	4	89.7	15	1	1st	Champions	2nd Round	2	8
1998-99	Kansas	23	10	69.7	11	5	T-2nd	Champions	2nd Round	22	23
1999-00	Kansas	24	10	70.6	11	5	5th	Semifinals	2nd Round	NR	NR
2000-01	Kansas	26	7	78.8	12	4	T-2nd	Semifinals	Sweet 16	12	7
2001-02	Kansas	33	4	89.2	16	0	1st	Finals	Final Four, T-3rd	2	2
2002-03	Kansas	30	8	78.9	14	2	1st	Semifinals	Final Four, 2nd	6	2
Year	School	Overall			ACC		ACC	NCAA	AP	Coaches	
		W	L	Pct.	W	L	Finish	Tournament	Tournament	Poll	Poll
2003-04	UNC	19	11	63.3	8	8	5th	Quarterfinals	2nd Round	18	22
2004-05	UNC	33	4	89.2	14	2	1st	Semifinals	Champions	2	1
2005-06	UNC	23	8	74.2	12	4	2nd	Semifinals	2nd Round	10	14
2006-07	UNC	31	7	81.6	11	5	T-1st	Champions	Final Eight	4	T-5
2007-08	UNC	36	3	92.3	14	2	1st	Champions	Final Four, T-3rd	1	3
2008-09	UNC	34	4	89.5	13	3	1st	Semifinals	Champions	2	1
2009-10	UNC	20	17	54.1	5	11	T-9th	First Round	(NIT finalists)	NR	NR
2010-11	UNC	29	8	78.4	14	2	1st	Finals	Final Eight	7	8
Career	23 seasons	643	163	79.8							
at Kansas	15 seasons	418	101	80.5	175	49					
at UNC	8 seasons	225	62	78.4	91	37	71.1				
AS AN ASSISTANT COACH											
Year	School	Overall			ACC		ACC	NCAA	AP	Coaches	
		W	L	Pct.	W	L	Finish	Tournament	Tournament	Poll	Poll
1978-79	UNC	23	6	79.3	9	3	T-1st	Champions	1st Round	9	3
1979-80	UNC	21	8	72.4	9	5	T-2nd	Semifinals	1st Round	15	15
1980-81	UNC	29	8	78.4	10	4	2nd	Champions	Final Four, 2nd	6	6
1981-82	UNC	32	2	94.1	12	2	T-1st	Champions	Champions	1	1
1982-83	UNC	28	8	77.8	12	2	T-1st	Semifinals	Final Eight	8	8
1983-84	UNC	28	3	90.3	14	0	1st	Semifinals	2nd Round	1	1
1984-85	UNC	27	9	75.0	9	5	T-1st	Finals	Final Eight	7	7
1985-86	UNC	28	6	82.4	10	4	3rd	Quarterfinals	Sweet 16	8	8
1986-87	UNC	32	4	88.9	14	0	1st	Finals	Final Eight	2	3
1987-88	UNC	27	7	79.4	11	3	1st	Finals	Final Eight	7	8
Totals	10 seasons	275	61	81.8	110	28					



Jeffrey Camarati

ROY WILLIAMS

WILLIAMS IN THE RECORD BOOK

NCAA CHAMPIONSHIPS, UNC COACHES

2	Roy Williams	2005, 2009
2	Dean Smith	1982, 1993
1	Frank McGuire	1957

NCAA FINAL FOURS, UNC COACHES

11	Dean Smith	1967, 1968, 1969, 1972, 1977, 1981, 1982, 1991, 1993, 1995, 1997
3	Roy Williams	2005, 2008, 2009
2	Bill Guthridge	1998, 2000
1	Ben Carnevale	1946
1	Frank McGuire	1957

MOST WINS, UNC COACHES

879	Dean Smith	1961-97
225	Roy Williams	2003-active
164	Frank McGuire	1952-61
100	Tom Scott	1947-52
85	Bill Lange	1940-44

MOST ACC REGULAR-SEASON WINS, UNC COACHES

364	Dean Smith	1961-97
91	Roy Williams	2003-active
84	Frank McGuire	1953-61
32	Bill Guthridge	1997-2000
23	Matt Doherty	2000-03

WILLIAMS' MOST WINS AGAINST OPPONENT (ALL YEARS)

35	Kansas State	35-4
33	Colorado	33-2
25	Nebraska	25-8
25	Iowa State	25-11
20	Oklahoma State	20-8

WILLIAMS' MOST WINS AGAINST OPPONENT (AT UNC)

16	NC State	16-1
13	Clemson	13-2
12	Florida State	12-3
10	Virginia	10-3
10	Miami	10-1

13th first-team All-America seasons by Williams's players.

Gooden (2002), Collison (2003), May (2005) and Hansbrough (2008) won National Player of the Year honors and LaFrentz (1997 and 1998), Pierce (1998), Gooden (2002), Collison (2003) and Hansbrough (2007, 2008 and 2009) have earned consensus first-team All-America honors.

The NBA has selected 20 of his players in the first round, including Hansbrough (13th), Lawson (18th) and Ellington (28th) in 2009 and Ed Davis (13th) in 2010. In 2005, UNC became the first program to have four players chosen in the NBA Lottery.

Williams emphasizes academic development, as well. Every Carolina senior in his tenure has either received his degree or is on track to do so. Sean May, the 2005 Final Four MVP, entered the NBA Draft after his junior year but later earned his degree. Marvin Williams, who went to the NBA in 2005 after just one season, has taken summer classes in Chapel Hill since and is a junior in academic standing.

Four players have earned first-team Academic All-America honors – Jayhawks Vaughn (twice), Haase and Ryan Robertson and Tar Heel Tyler Zeller – and 36 have earned first-team academic all-conference honors, including Zeller, a three-time recipient.

Williams grew up in the Biltmore area of south Asheville. He attended

T.C. Roberson High, where he played for Coach Buddy Baldwin. He played on Carolina's freshman team in 1968-69 and earned a bachelor's degree in education in 1972 and a master's in teaching in 1973.

He began his coaching career in 1973 at Owen High School in Swannanoa, N.C., and was inducted into Owen's Hall of Fame in 2010. He coached for USA Basketball teams in the 1991 World University Games, the 1992 U.S. Olympic Development Team, a U-22 tournament in Argentina in 1993, and the 2004 Olympics in Greece.


Several of his staff and players have gone on to head coaching positions, including Matt Doherty, the late Neil Dougherty, Jerry Green, Steve Robinson, Kevin Stallings, Mark Turgeon and Rex Walters.

Born August 1, 1950, he and his wife, Wanda, a 1972 Carolina graduate, have a son, Scott, and a daughter, Kimberly. Scott earned a business degree from UNC and played point guard on the basketball team in 1997-98 and 1998-99. He and his wife, Katie (Wolford), live in Charlotte, with their sons, Aiden (born in Jan., 2010) and Court (born Aug. 2011). Katie is a 2001 Carolina graduate and former cheerleader. She earned a doctorate in physical therapy from Boston University. Kimberly, who also lives in Charlotte, is a 2002 Carolina graduate with a degree in English and a former member of the UNC dance team.

"His willingness to understand the athlete and get the best out of the athlete is what makes Roy a Hall of Famer — his patience, his knowledge for the game, his effort and diligence to understand the game and understand the player and how they can co-exist.

"To me, that's a Hall of Fame-type guy, someone who makes adjustments according to the personnel rather than forcing his way of thinking on a team or a player. That's not Coach Williams."

– Former Tar Heel & Hall of Famer Michael Jordan



Roy Williams & the NBA
(player, last year under Williams)

Rick Calloway, 1990
Kevin Pritchard, 1990
Mark Randall, 1991
Adonis Jordan, 1993
Rex Walters, 1993
Darrin Hancock, 1994
Greg Ostertag, 1995
Scot Pollard, 1997
Jacque Vaughn, 1997
Raef LaFrentz, 1998
*Paul Pierce, 1998
Ryan Robertson, 1999
Eric Chenoweth, 2001
*Drew Gooden, 2002
*Nick Collison, 2003
*Kirk Hinrich, 2003
Wayne Simien, 2003
*Marvin Williams, 2005
*Raymond Felton, 2005
Sean May, 2005
Rashad McCants, 2005
Jawad Williams, 2005
David Noel, 2006
*Brandon Wright, 2007
*Tyler Hansbrough, 2009
*Ty Lawson, 2009
*Wayne Ellington, 2009
*Danny Green, 2009
*Ed Davis, 2010

(*indicates active NBA player as of end of 2010-11 season)

Roy Williams'
First-Round NBA Draft Picks

Mark Randall, 1991
Rex Walters, 1993
Greg Ostertag, 1995
Scot Pollard, 1997
Jacque Vaughn, 1997
Raef LaFrentz, 1998
Paul Pierce, 1998
Drew Gooden, 2002
Kirk Hinrich, 2003
Nick Collison, 2003
Marvin Williams, 2005
Raymond Felton, 2005
Sean May, 2005
Rashad McCants, 2005
Wayne Simien, 2005
Brandon Wright, 2007
Tyler Hansbrough, 2009
Ty Lawson, 2009
Wayne Ellington, 2009
Ed Davis, 2010

The Williams family has contributed more than \$400,000 to the Carolina Covenant, an initiative at UNC that allows low-income students to attend the University debt free. Roy and Wanda serve as honorary chairs of a \$10 million campaign to endow the program. Coach Williams hosts an annual Coaches vs. Cancer breakfast that has raised more than \$1.3 million and directs the autographed basketball program that has contributed more than \$650,000 to local charities.

ROY WILLIAMS FAST FACTS

- ✓ Inducted into the Naismith Hall of Fame in September 2007
- ✓ Reached 600 wins in fewer seasons than any coach in history
- ✓ No. 1 in the country in win percentage among active coaches (.798)
- ✓ Fourth all-time in win percentage
- ✓ One of 13 coaches all-time (four active) to win multiple NCAA championships
- ✓ Fourth all-time in Final Four appearances with seven, including five in the last 10 years
- ✓ Third all-time in NCAA Tournament wins with 58
- ✓ Only coach to win an NCAA Tournament game in 20 consecutive seasons (an NCAA record)
- ✓ Second among active coaches in NCAA Tournament win percentage (.753)
- ✓ Third coach in history to lead two schools to the NCAA championship game
- ✓ Second coach in history to lead two different teams to multiple Final Fours
- ✓ His teams have been a No. 1 seed in the NCAA Tournament nine times
- ✓ Won regular-season conference titles 14 times
- ✓ 34 wins in 2009 marked his ninth 30-win season, second-most all-time
- ✓ Won 20 or more games 21 times (and 19 or more in all 23 years)
- ✓ Averaged 80 points or more per game 18 times in 23

- years
- ✓ Unbeaten home record eight times
- ✓ Second-winningest coach in UNC and Kansas history
- ✓ Has won more games than any coach after eight, nine, 10, 11, 12, 13, 14, 15, 16, 17, 18, 19, 20, 21, 22 and 23 seasons as a head coach
- ✓ One of three UNC coaches (with Frank McGuire and Dean Smith) to win an NCAA title
- ✓ 32-year record as assistant and head coach – 889 wins, 216 losses
- ✓ Served as a 2004 United States Olympic Team assistant coach
- ✓ National Coach of the Year in 1990, 1991, 1992, 1997, 2005, 2006 and 2009
- ✓ Conference Coach of the Year nine times
- ✓ Received the John Wooden Legends of Coaching Award from the Los Angeles Athletic Club in 2003
- ✓ Home record (at Allen Fieldhouse and Dean E. Smith Center) of 314-32, a win rate of 90.8 percent
- ✓ Teams have been ranked No. 1 in the nation in 10 seasons and at least No. 2 in the country in 15 of 23 seasons
- ✓ Has coached four National Players of the Year, 12 first-team All-Americans, eight conference player or athletes of the year, 25 first-team all-conference players and 35 academic all-conference selections
- ✓ Has coached 20 first-round NBA Draft picks

Bob Donnan



ROY WILLIAMS



“What makes Coach Williams one of the great coaches isn’t just his extraordinary record, but his dedication to his players. He’s just as serious about making these guys into men and into leaders as he is into making them champions.”

— **President Barack Obama**

“His willingness to understand the athlete and get the best out of the athlete is what makes Roy a Hall of Famer — his patience, his knowledge for the game, his effort and diligence to understand the game and understand the player and how they can co-exist. To me, that’s a Hall of Fame-type guy, someone who makes adjustments according to the personnel rather than forcing his way of thinking on a team or a player. That’s not Coach Williams.”

— **Former Tar Heel & Hall of Famer Michael Jordan (UNC ‘86)**

“The amazing thing about Coach Williams is the person everyone sees on TV all the time is really the same guy we see every day. There’s nothing fake about him. He is the embodiment of hard work, a guy who never quits, is humble yet confident, is willing to give back to the game, and who teaches us every day the values of education and his players growing as people and players. He’s the best there is.”

— **Marcus Ginyard (UNC ‘10)**

“Roy Williams is one of the select few of the greatest coaches in the entire game of basketball. His move to North Carolina ensures for the foreseeable future excellence both on and off the court. The championships will now fall time after time to Chapel Hill.”

— **Hall-of-Famer and NBA analyst Bill Walton**

“I have never seen one player or one person or one coach who has out-competed Roy Williams.”

— **Jay Bilas, ESPN**

“Williams recruits to his very up-tempo style of play and uses the depth he recruits.”

— **ESPN.com**

“Coach Williams helped me become a man. He always held me accountable for my actions on the court. He’s a father figure and he’s my coach.”

— **Atlanta Hawk Marvin Williams**

“Williams is building a new monument to Carolina, which now sets the standard for every other program in the country.”

— **Dick Weiss, New York Daily News**

“There isn’t a more perfect union in college basketball than Roy Williams and Carolina; the ideal combination of style and substance, recruiting might and coaching acumen, of championships won and won and, most certainly, won again.”

— **Dan Wetzel, Yahoo! Sports**

“Roy has done a phenomenal job of sustaining this program to the highest level. He has a commitment to excellence, attention to detail and the ability to recruit some outstanding student-athletes.”

— **John Kuester (UNC ‘77), longtime NBA coach**

“I love honesty, and Coach Williams is going to give you that every time you talk to him about any subject. He is absolutely what he was when he came in my house to recruit me. I got lucky for someone to come into my house who is a great person, a great man and is still the same person today.”

— **Deon Thompson (UNC ‘10)**

“Williams is a winner, not only on the basketball court but also as a person. Collegiate sports need more coaches such as Williams, men and women who set an example for others to try and match.”

— **Lawrence (Kan.) Journal-World**

“Roy is as good as it gets in a person. There’s nothing deceptive about him. He is what he is — a wonderful person and a great coach. If you watch his teams, you know they’ve been coached. If you go to his practices, you know why his teams are successful. His players play the right way. They’re team-oriented. They play a fun way offensively. They’re aggressive. He changes defenses. He’s just a wonderful coach.”

— **Hall of Famer Jerry West, longtime NBA executive**

“Coach means so much to me. He’s been not only a coach but a positive role model and a father figure.”

— **Wayne Simien (Kansas ‘05)**

ROY WILLIAMS’ MILESTONE WINS

Win	Date	Score, Opponent	Note
1	11/25/88	94-81, Alaska-Anchorage	First win as college head coach
75	3/23/91	93-81, Arkansas	Advances to first Final Four
76	3/30/91	79-73, North Carolina	Advances to national championship game
100	3/13/92	84-66, Colorado	100th win in 129 games
102	3/15/92	66-57, Oklahoma State	First Big 8 Tournament championship
132	3/27/93	83-77, Indiana	Beats No. 1 ranked Hoosiers to reach 2nd Final Four
200	1/28/96	88-73, Nebraska	8th-fastest ever to 200 wins
285	11/21/98	91-67, Fort Hays State	Last of school-record 62 straight home wins
300	2/20/99	60-50, Oklahoma	Tied for 3rd-fastest to 300 behind Bee, Rupp
304	3/7/99	53-47, Oklahoma State	Third straight Big 12 Tournament title
388	3/24/02	104-86, Oregon	Returns Kansas to Final Four
400	1/15/03	98-70, Wyoming	4th fastest to 400 wins
417	3/29/03	78-75, Arizona	Earns second straight trip to Final Four
418	4/5/03	94-61, Marquette	Last win at Kansas, advances to national title game
419	1/22/03	90-64, Old Dominion	First win as head coach at North Carolina
463	3/6/05	75-73, Duke	Clinches first outright ACC regular-season title
468	3/27/05	88-82, Wisconsin	First Final Four as UNC head coach
470	4/4/05	75-70, Illinois	Beats No. 1-ranked Illinois for NCAA championship
500	12/9/06	94-69, High Point	Fastest to 500 wins
521	3/11/07	89-80, NC State	First ACC Tournament title
560	3/29/08	83-73, Louisville	Wins NCAA East Regional
583	2/15/09	69-65, Miami	Passes Frank McGuire as UNC’s second-winningest coach
590	3/21/09	84-70, LSU	First UNC coach to win 30 in three straight seasons
592	3/29/09	72-60, Oklahoma	Advances to fifth Final Four in eight years
594	4/6/09	89-72, Michigan State	Wins second NCAA championship
600	11/29/09	80-73, Nevada	Fastest to 600 wins
618	11/28/10	74-69, College of Charleston	200th win at UNC

Overall Record: 643-163

Conference Record: 266-86

Home Record: 314-32

Against Ranked Teams (AP poll): 115-81

Against No. 1-Ranked Teams: 6-4

In Conference Tournament: 35-17

In NCAA Tournament: 58-19

In Overtime: 16-15



steve

ROBINSON

**Assistant Coach
Ninth season at Carolina**

Steve Robinson

THE ROBINSON FILE

- Four times named one of the top 25 recruiters in the country among assistant coaches and named the fourth-best assistant in the nation in 2010
- Duties at UNC include recruiting, scouting and bench coaching
- Has seven years of head coaching experience, including two at Tulsa (1995-97) and five at Florida State (1997-2002)

- **Born:** October 29, 1957
- **Education:** Radford, 1981; Radford, 1985 (Master's)
- **Playing experience:** Ferrum JC (1976-78); Radford (1978-80)

- **Previous head coaching experience:** Tulsa (1995-97), Florida State (1997-2002)

- **Previous assistant coaching experience:** Radford (1983-86); Cornell (1986-88), Kansas (1988-95; 2002-03), North Carolina (2004-present)

- **Family:** Wife - Lisa; Has two sons, Tarron and Denzel, and two daughters, Shauna and Kiaya

Jeffrey Camarati

A former head coach and repeatedly recognized as one of the nation's top recruiters, Steve Robinson is in his ninth year as an assistant coach at Carolina and his 17th as a member of Roy Williams' coaching staff.

Williams' top assistant on the bench, Robinson has been named one of the top 25 recruiters in college basketball four times since coming to Carolina. In 2010, FoxSports.com named him the fourth-best high-major assistant coach in all of college basketball.

His primary responsibilities include scouting, recruiting and bench coaching. He helped recruit future NBA Draft Lottery picks Ed Davis, Marvin Williams, Brandan Wright and Paul Pierce to Carolina and Kansas. Robinson works directly with the Tar Heel perimeter players, helping to mentor Cousy Award-winning point guards Raymond Felton and Ty Lawson.

Robinson was head coach at the University of Tulsa for two years (1995-97) and at Florida State University for five years (1997-2002). As head coach at Florida State, he led the Seminoles to the second round of the 1998 NCAA Tournament. Robinson was head coach at Tulsa in 1995-96 and 1996-97. He led the Golden Hurricane to a 46-18 record and back-to-back appearances in the NCAA Tournament.

Robinson was an assistant at Kansas from 1988-95 and in 2002-03. Before joining Williams in 1988, Robinson spent two years as an assistant coach at Cornell and three seasons at his alma mater, Radford.

A native of Roanoke, Va., Robinson graduated from William Fleming High School, and attended Ferrum Junior College, where he played basketball for two seasons. He was team captain in 1980 and 1981. While at Radford, he earned his bachelor's degree in health and physical education in 1981 and his master's degree in counseling in 1985.

He is a member of both the Ferrum Junior College and Radford University Halls of Fame.

Robinson was born Oct. 29, 1957. He and his wife, Lisa, have four children – daughters Shauna and Kiaya and sons Tarron and Denzel.



The Robinson Family — Denzel, Tarron, Steve, Lisa, Kiaya and Shauna

Jeffrey Camarati


JEROD HAASE

THE HAASE FILE

- In his fifth season as head coach of the UNC junior varsity team
- Was a Naismith and Wooden Award candidate as a player at Kansas
- Was a first-team Academic All-America as a senior in 1997 at Kansas

- **Born:** April 1, 1974
- **Education:** Kansas, 1997; Kansas, 2000 (Master's)
- **Playing experience:** California, 1992-93; Kansas, 1994-97

- **Previous coaching experience:** Kansas (Administrative Assistant, 1999-2003); North Carolina (Assistant Coach, 2003-04, 2005-06, 2007-08 and 2009-present; Director of Basketball Operations, 2004-05, 2006-07 and 2008-09)

- **Family:** Wife - Mindy; Has two sons — Gavin, born in 2006, and Garrett, born in 2009



jerod HAASE

Jerod Haase

Assistant Coach Ninth season at Carolina

Jim Bounds

A 13th-year stalwart of Roy Williams' staff, Jerod Haase enters his ninth year with Williams at Carolina. He is a top recruiter and is in his fifth season as the head coach of the UNC junior varsity program.

Haase attended the University of California in 1992-93, and then transferred to Kansas. He helped lead the Jayhawks to three consecutive conference titles and finished his career ranked in the Top 10 among school leaders in assists, three-point field goals and steals.

He started 99 of 101 games at Kansas and scored 1,264 points, averaging 12.5 per game and reaching double figures 74 times.

As a senior, Haase started with Jacque Vaughn, Scot Pollard, Paul Pierce and Raef LaFrentz as Kansas went 34-2. He averaged 12.0 points despite playing with a broken wrist. As a sophomore in 1994-95, the South Lake Tahoe, Calif., native was named the Big Eight Conference Newcomer of the Year and was a second-team all-conference selection. He led Kansas with 15.0 points a game. He started 23 games in 1992-93 as a freshman at Cal, where he teamed in the backcourt with Jason Kidd.

A 1997 Kansas graduate in business administration, Haase was a first-team GTE Academic All-America as a senior. He was also a second-team Academic All-America in 1996 and was academic all-conference for three years. He earned a Master's of Science degree in business at KU in 2000.

Haase, who roomed with C.B. McGrath in college, co-wrote *Floor Burns*, detailing the 1996-97 KU season, which sold more than 30,000 copies. Floor burns are a statistic the Kansas stat crew created in honor of Haase, who had 165 of them as a junior. He has also produced a basketball instructional video.

Born April 1, 1974, Haase is one of five brothers and sisters to play intercollegiate sports. He is married to the former Mindy Meidinger of Lenexa, Kan. The couple has two sons, Gavin (born in September 2006) and Garrett (born in July 2009).



The Haase Family — Jerod, Gavin, Garrett and Mindy



C.B. McGrath

c.b.
McGRATH

Assistant Coach
Ninth season at Carolina

 **THE McGRATH FILE**

- Has served four seasons as head coach of the Carolina junior varsity team
 - Supervises the administrative aspects of team clinics and the Roy Williams Carolina Basketball Camp
 - Was a member of two NCAA Final Four teams at Kansas
 - Began his career as a walk-on but earned a scholarship prior to his freshman season
-
- **Born:** November 21, 1975
 - **Education:** Kansas, 1998; Kansas, 2000 (Master's)
 - **Playing experience:** Kansas, 1994-98
-
- **Previous coaching experience:** Kansas (Administrative Assistant, 1999-2003); North Carolina (Director of Basketball Operations, 2003-04, 2005-06 and 2007-08; Assistant Coach 2004-05, 2006-07, 2008-09 and 2009-10)
-
- **Family:** Wife - Kris; Has twin daughters, Kate and Addison, born in 2006, and a son, Hunter, born in 2008

A former point guard at Kansas under Roy Williams, assistant coach C.B. McGrath is in his ninth year at North Carolina and his 13th season as a member of Williams' staff. McGrath was a team captain in 1997-98 and lettered in four seasons.

In addition to his bench duties, McGrath oversees the Roy Williams Carolina Basketball Camp and the team's coaches clinic. He has served for four seasons as the head coach of the UNC junior varsity program.

McGrath earned a scholarship prior to the start of his freshman season at Kansas. He was the top reserve behind first-team All-America Jacque Vaughn in 1994-95 and Ryan Robertson as a senior. The Jayhawks were a perfect 58-0 at Allen Fieldhouse in McGrath's career. In 1997-98 McGrath was a tri-captain. McGrath roomed with current Tar Heel assistant coach Jerod Haase.

McGrath played in 112 career games, scored 82 points, had 113 assists and 35 steals. He had a better than 2:1 assist to turnover ratio, including 61 assists and just 24 turnovers as a senior. His first basket as a freshman came on a three-pointer at NC State's Reynolds Coliseum.

He was a two-time Academic All-Big 12 selection.

Colin Bryan (C.B.) McGrath was born Nov. 21, 1975, in Indianapolis, Ind. He is one of 20 members of his family who attended the University of Kansas.

McGrath attended Topeka West High School, where he earned 13 varsity letters in basketball, cross country, track and golf. He was the Kansas High School Player of the Year in basketball as a senior and placed in the top 10 in the state in cross country and golf.

He earned a B.A. in human biology and a master's degree in education. McGrath's wife, Kris, played tennis at KU, where she was the Big 12 Player of the Year. The couple have twin daughters, Kate and Addison, born in 2006. Their son, Hunter, was born in August 2008.



The McGrath Family — Hunter, C.B., Addison, Kris and Kate

Robert Crawford


JOE HOLLADAY
Joe Holladay
joe
HOLLADAY
**Director of Operations
Ninth season at Carolina**

Robert Crawford

One of the nation's most experienced college basketball minds, Joe Holladay is in his ninth season with the Tar Heels and his 19th as a member of Roy Williams' coaching staff. Holladay is in his third season as Director of Basketball Operations after 16 years as an assistant coach. Holladay's duties include a number of behind-the-scenes and operational duties, and he oversees the team's academic progress.

Holladay has worked closely over the years with the Tar Heel big men. Under Holladay's tutelage, Tyler Hansbrough and Sean May have earned national player-of-the-year honors. Eighteen of Holladay's players have been selected in the first round of the NBA Draft and he helped recruit future first-round picks Hansbrough, Ty Lawson and Wayne Ellington. He has coached 28 first-team academic all-conference honorees in the last 15 years.

Holladay joined Williams at the University of Kansas prior to the 1993-94 season after 23 years as a high school coach, teacher and administrator. A 1969 University of Oklahoma graduate with a degree in history, Holladay was a standout guard for the Sooners from 1966-69. As a senior he served as team captain. Holladay earned a master's degree in counseling in 1975 from East Central State University in Oklahoma.

He went to Kansas after working 13 years as head coach and eight years as athletics director at Jenks (Okla.) High School. Holladay previously served as a prep coach in the Oklahoma towns of Norman, Bartlesville, Tulsa, and Lindsay. In 1998 Holladay was inducted into the Oklahoma High School Coaches Association Hall of Fame, and in 2002 he was inducted into the Oklahoma Basketball Coaches Association Hall of Fame.

Holladay was selected by the Chicago White Sox in the Major League Baseball Draft. He and his wife, Roi, have a daughter, Heather, who is married to David Vigil. The couple's son, Boston Vigil, was born in 2009. The Holladays' son, Mathew, is a graduate of the U.S. Military Academy and UNC's Kenan-Flagler Business School who works for Bank of America. He and his wife, Mishelle, live in Charlotte.


THE HOLLADAY FILE


- In his third year as director of operations after 16 years as an assistant coach under Roy Williams
- Is in his 19th year as a member of Williams' staff
- Has been named one of the top 25 recruiters in the nation among assistant coaches

- **Born:** September 14, 1947
- **Education:** Oklahoma, 1969; East Central State, 1975 (Master's)
- **Playing experience:** Oklahoma (1966-69)

- **Previous head coaching experience:** Jenks (Okla.) HS, 13 seasons; also served as a prep head coach in the Oklahoma towns of Bartlesville, Tulsa and Lindsay

- **Previous assistant coaching experience:** Kansas (1993-2003); North Carolina (2004-09)

- **Family:** Wife - Roi; Has a daughter, Heather, and a son, Mathew. Has a grandson, Boston, born in April 2009.


Roi and Joe Holladay

JONAS SAHRATIAN
Strength & Conditioning
Coordinator



Well established as one of the top strength & conditioning coordinators in the college game, Jonas Sahratian (pronounced suh-RAY-shun) enters his eighth season with the Tar Heel men's basketball program. He also served in the same capacity at the

University of Kansas for five seasons.

Sahratian coordinates strength and conditioning for men's basketball and also works with the diving team. He has been a part of three Final Fours and NCAA championships in 2005 and 2009 at Carolina.

He worked with Carolina head coach Roy Williams at Kansas from January 1999 to April 2003. He also coordinated strength and conditioning for the volleyball, swimming and diving teams at Kansas and assisted with football from 1999-2001.

A native of Detroit, Mich., Sahratian graduated from Western Michigan University in 1997 with a bachelor of science degree in exercise science. In 2000 he received his master's in exercise physiology from Kansas.

In addition to working with Kansas athletics, Sahratian interned for two years at the Chicago Bulls/Vermeil's Sports and Fitness in Deerfield, Ill. He worked in Chicago during the Bulls' championship seasons in 1996-97 and 1997-98.

He is a certified strength and conditioning specialist through the National Strength and Conditioning Association and a certified club coach through USA Weightlifting.

Sahratian and his wife, Grechen, have a daughter, Natalie, born in March 2010.

Jeffrey Camarati



The Sahratian Family — Grechen, Natalie and Jonas

CHRIS HIRTH
Head Athletic Trainer



Chris Hirth is in his fourth season as the head athletic trainer for men's basketball at UNC and his 16th year overall working in the Carolina athletic department.

In addition to his duties with the basketball team, Hirth is the supervising

staff athletic trainer for the UNC swimming and diving teams, supervisor of the Smith Center athletic training room and a guest lecturer in the Exercise and Sport Science Department.

He is also a staff physical therapist with Carolina's Campus Health Services. In his tenure at UNC, Hirth has worked with the men's soccer, gymnastics, women's lacrosse and track and field squads. He was the athletic trainer for the 2001 Tar Heel men's soccer team that won the NCAA championship.

Hirth earned his BS in physical therapy from the University of Wisconsin-LaCrosse in 1989 and a MS in human movement science from UNC in 1994.


Hirth is a member of the National Athletic Trainers Association and the American Physical Therapy Association. He has a PES and CES through the National Academy of Sports Medicine.

Hirth is a native of Milwaukee, Wis. He and his wife Anna, have a son, Blake.



The Hirth Family — Chris, Blake and Anna

ERIC HOOTS
Director of Player Relations
Video Coordinator



Eric Hoots is in his eighth season as video coordinator and director of player relations in the UNC Basketball office.

His duties include serving as a primary contact for former Tar Heel players, taping games and practices and supervising day-to-day video needs.

Hoots, a 2004 UNC graduate with a degree in African-American Studies and Interpersonal Communications, was a three-year Tar Heel letterman as a varsity manager from 2001-04. He served as head manager as a senior in Roy Williams' first season as the head coach in Chapel Hill.

A native of Newton, N.C., Hoots attended Bandys High School in Catawba, where he played two years of varsity basketball.

Hoots earned his Master's in Sports Administration from Virginia Commonwealth University in 2010.

In 2009, he married the former Amy Howe, who works for the Rams Club and Tar Heel Monthly magazine. The couple's son, Brady, was born in May 2011.



The Hoots Family — Eric, Brady and Amy


BASKETBALL STAFF




Teon Watson
Head Manager




Kelly Dean
Manager



Sean Dwyer
Manager



Davis Fisher
Manager



Griffin Pugh
Manager



Maggie Wooten
Manager



Kaye Chase
Office Staff



Cynthia Friend
Office Staff




Nadia Lynch
Office Staff



Dr. Mario Ciocca
Director of
Sports Medicine



Dr. Tom Brickner
Team Physician



Dr. Alex Creighton
Team Orthopaedist



Angie Bitting
Smith Center
Director




Curt Brossman
Smith Center
Operations Assistant



Clara Perry
Smith Center
Operations Assistant



Randy Young
Smith Center
Maintenance Director



Ronnie Sykes
Smith Center Security



JENN TOWNSEND
Academic Advisor



Jenn Townsend is in her third season as an academic advisor at Carolina, currently working with the men's basketball, softball and men's tennis teams.

Townsend previously spent three years at the University of Minnesota, where she was an academic counselor for the men's and women's basketball and softball squads.

Prior to her stint with the Golden Gophers, she worked for nearly four years at Indiana University, where she was an academic advisor for the men's and women's basketball, men's and women's soccer, baseball and field hockey teams. She also spent one year as a high school social studies teacher in Ann Arbor, Mich.

A 1998 graduate of the University of Pittsburgh, Townsend earned an M.A. from the University of Michigan in 2000. She is a native of Saginaw, Mich.



Smith Center Maintenance Staff (left to right): Danny Maddox, Chris Sparrow, Mitchell Kivett, Ron Pendleton, Randy Young, Jonathan Guthrie, Chad Wade, Michael Copeland, David Thomas, Billy Modlin

Jeffrey Camarati

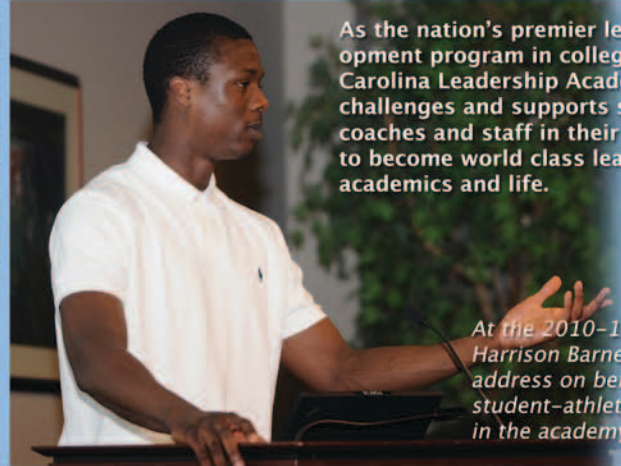
"I absolutely believe that what I learned as a Carolina basketball player is transferable to the business world. When I became CEO, we did a lot of leadership training. In that training I talked a good deal about the values of the Carolina program, and about what I learned and how I apply it to business. The discipline, values, teamwork and a lot of the organization can easily be applied to the business world from the culture that Coach Smith created and is still in practice at Carolina today."

- Bill Harrison (UNC '64), former CEO of JP Morgan/Chase



Tyler Zeller

- 2010-11 First-Team Academic All-America
- ACC's Skip Prosser Award (given to the conference's top men's basketball student-athlete)
- 2010-11 ACC Honor Roll
- 2010-11 Academic All-ACC Team



As the nation's premier leadership development program in collegiate athletics, the Carolina Leadership Academy develops, challenges and supports student-athletes, coaches and staff in their continual quest to become world class leaders in athletics, academics and life.



At the 2010-11 CLA banquet, Harrison Barnes delivered an address on behalf of all freshman student-athletes who participate in the academy's CREED program.

- The Academic Support Program assists Tar Heel student-athletes in exploring their interests and abilities, enjoying a broad educational experience and reaching their academic goals.
 - An emphasis is placed on freshmen transitioning from high school to college through a variety of academic programs such as academic counseling, individual tutoring, group review sessions and supplemental instruction.
 - 2011 Tar Heels Tyler Zeller, Patrick Crouch and Van Hatchell all earned spots on the National Association of Basketball Coaches' Honors Court, recognizing those collegiate basketball student-athletes who excelled academically during the 2010-11 season
 - Zeller, Crouch, Hatchell and David Dupont were named to the 2010-11 ACC Academic Honor Roll.



Tar Heel players at study hall in their hotel during the 2011 NCAA Tournament.

ACADEMIC EXCELLENCE



• In May 2011 the NCAA honored the Carolina's men's basketball team for having an Academic Progress Rate among the top 10 percent nationally. The team has been honored six years in a row. The Tar Heels scored a perfect 1,000 APR in 2008-09 and had the highest APR in the ACC for the four-year period from 2005-06 to 2008-09.

• The UNC men's basketball team posted a graduation success rate of 88 percent, 22 points higher than the national average, in the NCAA's latest GSR figures (released in Oct. 2010).

• **ACADEMIC AND ON-COURT NATIONAL CHAMPION**
The website Inside Higher Ed filled out a 2009 NCAA Tournament bracket based on the NCAA's APR ratings, and Carolina was declared champion.



“If a moviemaker needs an idyllic setting for a film about college life, Chapel Hill might just take the prize.”

— Newsweek magazine



Loudermilk Center for Excellence

In the fall of 2011, Carolina opened the Loudermilk Center for Excellence, a 150,000 square-foot facility that serves all of Carolina's nearly 800 student-athletes across 28 sports.

The Loudermilk Center's largest feature is the John W. Pope Student-Athlete Academic Support Center. This 29,000-square-foot facility provides classrooms for teaching and tutoring, advanced computer technology, a writing lab, reading rooms and office space.

It also is home to the Carolina Leadership Academy, which offers leadership training to Carolina student-athletes, coaches and staff.


THE FIRST STATE UNIVERSITY

- UNC has been ranked among the top five public universities in the nation by U.S. News & World Report in each of the last 11 years.
- NSCA Athletic Recruiting's Collegiate Power Rankings rated UNC among the top six percent of U.S. colleges and universities, citing Carolina's student-athlete graduation rates, academic rankings and athletic success.
- Carolina ranked second among major U.S. universities in the percentage of African-American students in the 2008 freshman class. UNC held the top spot for six of the previous nine years.
- The Kenan-Flagler Business School ranked eighth in Bloomberg BusinessWeek magazine's 2011 list of the best undergraduate business programs.
- The Daily Beast website in 2011 ranked Chapel Hill as the nation's second-smartest college town, behind only Harvard University's Cambridge, Mass.



With an array of restaurants, shops and entertainment spots, Franklin Street is the heart of Chapel Hill, considered one of the country's best college towns.



THE RAMS CLUB — A NEED FOR GROWTH

The cost of competing at the highest level and educating outstanding student-athletes continues to climb. The Rams Club must grow its membership and level of support to keep Carolina as one of the nation’s premier athletics programs both athletically and academically.

The Rams Club has witnessed impressive growth over the past several years—51% of members have joined within the last 10 years. Membership in The Rams Club is available through endowment and annual gifts. Gifts of all sizes are important—47% of all Annual Fund gifts are between \$100 and \$1,000. This growth must continue to meet the escalating needs of Carolina’s 28 varsity sports and its student-athletes.

Rams Club members provide a vital component to the success of Tar Heel student-athletes. Donations provide Carolina student-athletes the opportunity to proudly say, “I’m a Tar Heel.”

Annual Fund

Donations through the Annual Fund offers The Rams Club the opportunity to meet immediate funding needs—primarily the funds needed to bridge the difference between the endowment’s yield and the actual scholarship costs and other important projects for Carolina’s student-athletes.

Carolina Forever — Planned Giving

As the Rams Club’s planned giving program, Carolina Forever offers donors an opportunity to make a lasting impact by involving Carolina Athletics in their estate planning. Carolina Forever’s mission is to ensure that the university continues to provide in perpetuity the unique opportunity to experience what it means to be a Tar Heel student-athlete in a broad-based athletics program.

Scholarship Endowment

The Rams Club’s Scholarship Endowment Trust is the largest athletic scholarship endowment in the nation. The Scholarship Endowment Trust is built upon gifts from Carolina supporters who have endowed Full or Half Scholarships in support of student-athletes which provide in perpetuity the support to a broad-based athletics program.

Sports Endowments

The Sport Endowments program provides additional funding for the operating budgets of each of the 28 sports. Donors can make gifts to an individual sport with the yield from that trust made available to the appropriate coach for use in budget-enhancing activities like recruiting, team travel, assistant coaches’ salaries and more. With the gifts designated into an endowment, these gifts will provide a continuous stream of usable income in perpetuity.

Giving Level	Student Ram *	Tar Heel	Ram	Rameses	Big Ram	Big Ram	Super Ram	Coaches Circle	Annual Scholarship	Scholarship+
Minimum Gift Required	\$25	\$100	\$200	\$500	\$1,000	\$1,750	\$2,500	\$5,000	\$17,610	\$500,000
	ANNUAL								ENDOWMENT	
Season Basketball Tickets								2#	2#	4+
Season Football Tickets Priority		2~	4~	2^	4^	6^	8^	12^	16^	12^
Tar Heel Package Basketball Ticket Application		☑	☑	☑	☑	☑	☑	☑	☑	☑
Individual Game Basketball Ticket Application		☑	☑	☑	☑	☑	☑	☑	☑	☑
Away Game & Post-Season Football Ticket & Travel Info	☑	☑	☑	☑	☑	☑	☑	☑	☑	☑
Rams Club Lapel Pin/Car Decal/Membership Card	☑	☑	☑	☑	☑	☑	☑	☑	☑	☑
Tar Heel Monthly Magazine	☑	☑	☑	☑	☑	☑	☑	☑	☑	☑
Tar Heels Today Online Publication	☑	☑	☑	☑	☑	☑	☑	☑	☑	☑
Priority Points for Donations	☑	☑	☑	☑	☑	☑	☑	☑	☑	☑
Rams Room Pre-Game Football Reception	☑	☑	☑	☑	☑	☑	☑	☑	☑	☑
Super Saturday & Local Functions with Carolina Coaches	☑	☑	☑	☑	☑	☑	☑	☑	☑	☑
Discounts at Finley Golf Course (with membership card)	☑	☑	☑	☑	☑	☑	☑	☑	☑	☑
Heels Deals Discounts	☑	☑	☑	☑	☑	☑	☑	☑	☑	☑
Football and Men’s Basketball Media Guides			☑	☑	☑	☑	☑	☑	☑	☑
Football Parking Permit					☑	☑	☑	☑	☑	☑
Coaches Circle Social Functions								☑	☑	☑
Basketball Parking Permit									☑	☑
Scholarship Dinner (upon completion)									☑	☑

If available

~ Number of seats available to select in Priority Group B based on the Kenan Stadium Equity Seating Plan.

^ Number of seats available to select in Priority Group A based on the Kenan Stadium Equity Seating Plan.

+ Members have up to five years to fully fund an endowment commitment. Upon completion, donors must maintain a Coaches Circle membership to maintain benefits.

* Only applicable for current UNC-CH students


SUPPORTING THE TAR HEELS

I'M A TAR HEEL

*I respect what the words "Tar Heels" represent.
We play hard, we play smart and we play together.
I'm Kendall Marshall, and I'm a Tar Heel.*

I **RESPECT** what it means to wear the Carolina jersey. I respect that the Carolina jersey means winning, and winning the right way.

I **BELIEVE** it means something special to be a Tar Heel. It means winning championships while representing our University and its values.

I am **UNITED** with members of the Carolina Family. The Carolina Family united generations of past Tar Heels, unites Tar Heels today, and will unite future generations of Tar Heels.

I am **GRATEFUL** to call Chapel Hill home. I am grateful to be part of a campus rich with academic and athletic tradition.

I am **HONORED** to stand together with other Tar Heels as I cheer for my fellow student-athletes on game day and on graduation day.

I am **DETERMINED** to make our University and Carolina Athletics the best in the nation. It is what binds us together, and provides a faith in our University that is unmatched.

I am **COMMITTED** to Carolina through The Rams Club. I share a commitment to ensure the academic and athletic achievement of our more than 450 student-athletes.

I respect. I believe. I am united.

I am grateful. I am honored.

I am determined. I am committed.

I'M A TAR HEEL.






“What’s unique is the unity and the bond established in the short time you are at the University. It’s a family atmosphere. You find yourself taking care of family members. It’s hard for people outside of that to understand, but as long as people within understand it’s something we cherish, no matter what happens to us or where we go. You will always cherish that relationship from the University of North Carolina.

-Michael Jordan

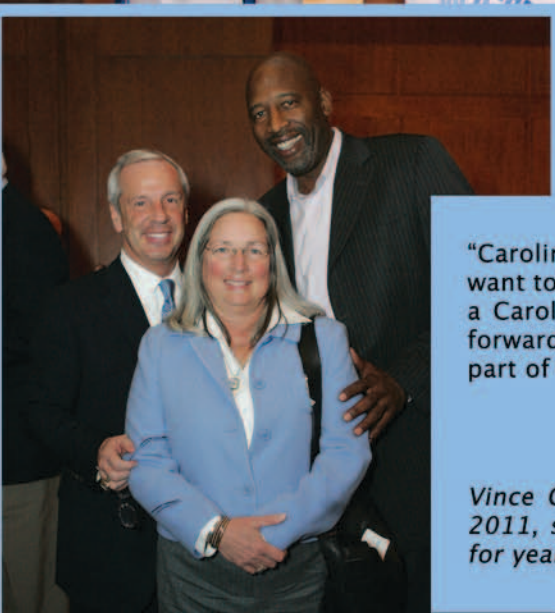


ONCE A TAR HEEL, ALWAYS A TAR HEEL

The Carolina basketball family gathered in the summer of 2011 for the wedding of Wes Miller, a letterwinner from 2005-07



Former Tar Heel King Rice is the new head coach at Monmouth University and is joined on his staff by UNC teammates Derrick Phelps and Brian Reese.



“Carolina gets in your blood. You see all the former guys coming back, and you want to be a part of that. It just seems like something you’re supposed to do as a Carolina guy, and no matter how long you stay in school, you always look forward to coming back. In the NBA, Carolina guys look after each other. We’re part of each others’ lives.”

- Vince Carter (UNC '01),
eight-time NBA All-Star

Vince Carter donated \$2.5 million to the Carolina Basketball Family Fund in 2011, supporting the operating endowment for the men’s basketball program for years to come.

PLAY HARD
PLAY SMART
PLAY TOGETHER



THE CAROLINA WAY



PLAY HARD, PLAY SMART, PLAY TOGETHER

"When we were here, we were young and we had no idea what the world was about and how much you learn at Carolina. But it paved the way for me to accomplish what I've accomplished, both as a person and as a basketball player. It's all because of this University and that Carolina brotherhood."

— Antawn Jamison, National Player of the Year and NBA All-Star





“Playing basketball for Carolina is like playing baseball for the Yankees or playing in the NBA for the Celtics or the Lakers. It’s right there with those programs in terms of their importance and the way that they sustain greatness over a long period of time.”

- Mitch Kupchak (UNC '76),
L.A. Lakers General Manager

The Nov. 2009 issue of ESPN the Magazine polled 100 Division I men’s basketball players. North Carolina was the overwhelming favorite as the “Best Program in the Country,” winning 62 percent of the vote. The rest of the top five – Duke (nine percent), Kentucky (seven), Kansas (five) and UCLA (four) – combined for 25 percent of the votes.



“I didn’t know it at the time, but when I chose to attend Carolina as a high school kid it was the best decision I’ve ever made in my life. I loved playing basketball, yes. But it has opened doors for me every day of my life – from the day I graduated until today – that I never could have imagined would be opened.”

- Dick Grubar (UNC '69)




TAR HEEL TRADITION OF EXCELLENCE

6 national championships
18 NCAA Final Fours
11 National Players of the Year
35 first-team All-Americans
17 ACC Tournament titles
28 ACC regular-season crowns
13 ACC Players of the Year
9 Naismith Hall of Famers
42 NBA championship rings
No. 3 all-time in NCAA wins
40 NBA first-round draft picks

“Simply put, North Carolina has everything you want in a basketball program: tradition, historical success, current success, an enormous and passionate fan base, quality facilities, complete national recruiting reach and a Hall of Fame coach who already has won a national title at the school.”

- ESPN.com

Sports Illustrated picked the best 25 sports franchises from the 2000s in and chose Carolina as its top men’s basketball team. The magazine called UNC “the nation’s most dominant program.”

“Carolina now sets the standard for every other program in the country.”

- Dick Weiss,
New York Daily News

The Sporting News in 2011 ranked Carolina as the best coaching job in college basketball, writing, “How many kids in America wouldn’t take Carolina’s call?”

Fan support for the Tar Heels is national and unsurpassed.

Carolina students receive approximately 6,000 tickets per home game, more than at any other ACC school.



TAR HEEL NATION LOVES ITS HOOPS



HEELS



BE MY VALENTINE
Kendall Mays

Be My Valentine
Harrison Barnes

Be MY VALENTINE
Reggie Miller

Be My Valentine
JOHN HENSON

Gameday in the Smith Center is “the culmination of a strong marriage between the city of Chapel Hill, the University of North Carolina and Tar Heels basketball. And the love affair has long attracted the nation’s attention,” writes ESPN.com.





**HOLDEN THORP
CHANCELLOR**

At Carolina, Holden Thorp has been an undergraduate student, a chemistry professor, a planetary director, an inventor and entrepreneur, as well as a dean. He graduated with honors, won teaching awards, chaired a powerhouse chemistry department, developed technology for electronic DNA chips, founded spin-off companies, and succeeded as an administrator. As the 10th chancellor, Thorp draws from those experiences in leading Carolina, one of the world's great research universities.

A North Carolina native, Thorp grew up in Fayetteville in a family steeped in UNC traditions dating to the 1800s. When he graduated from Terry Sanford High School, only one college was on his application list: Carolina, where he earned a bachelor of science degree with honors in 1986.

Attending a world-class research university — where research and teaching are done by the same people — allowed Thorp to work in chemistry labs with top faculty and inspired him to become a professor. He pursued that dream at the California Institute of Technology, where he earned a doctorate in chemistry in 1989, and at Yale University for post-graduate work. After teaching a year at NC State, he returned in 1993 to UNC, where he was dean of the College of Arts and Sciences and chair of the chemistry department before becoming chancellor in 2008.

Because he has lived it from both sides of the class- room, Thorp is passionate about the undergraduate experience. "Carolina is perfectly suited to leverage our students' interests in the great problems facing our world to enhance their academic success," he says.

The University's future depends on aspiring to global academic excellence and serving the needs of North Carolina's students and people. "We're the university of both-and: Both academic prominence and a commitment to our state," Thorp says.

Under Thorp, Carolina seeks to raise \$125 million in private gifts to implement "Innovate@Carolina: Important Ideas for a Better World," a roadmap developed by alumni and friends experienced in leading academia.

Thorp is a member of President Obama's National Advisory Council on Innovation and Entrepreneurship. He serves on the U.S. Manufacturing Competitiveness Initiative for the Council on Competitiveness. He has published 130 scholarly articles on the electronic properties of DNA and RNA and invented technology for electronic DNA chips that led to 19 issued or pending U.S. Patents.

An accomplished musician who plays jazz bass and keyboard, Thorp is married to Patti Worden Thorp, a Hope Mills native and UNC Greensboro graduate. Their children are John and Emma.



**DICK BADDOUR
ATHLETIC DIRECTOR**

Goldsboro native and Tar Heel alumnus Dick Baddour is in his 15th and final year as Director of Athletics and his 45th at the University of North Carolina. He directs one of the most successful and respected programs in the country, known for its commitment to academic integrity and competitive excellence in men's and women's sports.

Under his direction, the Tar Heels have won 13 national championships, including seven in women's soccer, three in field hockey, two in men's basketball and one in men's soccer, won three football bowl games and had numerous Top 10 national finishes in Olympic Sports. Nineteen UNC men's and women's teams have combined for 64 ACC championships, more than any other school in that time. UNC has led the league in the number of team championships seven times.

Last year, the Tar Heels finished sixth nationally in the Learfield Directors Cup. The sixth-place finish in the Directors Cup marked the ninth top 10 finish by the Tar Heels in the last 10 years, including top four showings in 2006, 2007 and 2009. By comparison, the other 11 ACC schools have combined for 11 top-10 finishes in the 18-year history of the Directors Cup.

Baddour began his UNC career in 1967 as assistant dean of men. He spent 11 years as John Swoford's top assistant before being named the Director of Athletics on June 25, 1997.

Baddour and his wife, Lynda, have three children. Allen, a superior court judge for Orange and Chatham Counties, and his wife, Holly, have two sons, Henry and Jack; David, an attorney with RTP-based Womble-Carlyle, and his wife, Carey, have two daughters, Lauren and Julia, and a son, Johnathan; Jennifer, a family therapist in private practice in Cary, and her husband, Kevin Snead, have a son, William, and a daughter, Lynley.

CAROLINA NACDA CUP FINISHES

1997-98	Tied 2nd
1998-99	Tied 17th
1999-2000	5th
2000-01	15th
2001-02	4th
2002-03	8th
2003-04	7th
2004-05	9th
2005-06	4th
2006-07	3rd
2007-08	14th
2008-09	2nd
2009-10	7th
2010-11	6th

CAROLINA'S NCAA CHAMPIONSHIPS SINCE 1997

Men's Basketball: 2005, 2009
Field Hockey: 1997, 2007, 2009
Women's Soccer: 1997, 1999, 2000, 2003, 2006, 2008, 2009
Men's Soccer: 2001

CAROLINA ATHLETICS EXECUTIVE STAFF

- Dick Baddour, *Athletic Director*
- Larry Gallo, *Senior Associate Athletic Director*
- Martina Ballen, *Senior Associate A.D./Chief Financial Officer*
- John Blanchard, *Senior Associate A.D./Student-Athlete Services*
- Beth Miller, *Senior Associate A.D./Olympic Sports*
- John Montgomery, *Senior Associate AD/Rams Club President*
- Willie Scroggs, *Senior Associate A.D./Operations & Facilities*
- Clint Gwaltney, *Associate A.D./Smith Center & Ticket Operations*
- Amy Herman, *Associate A.D./Compliance*
- Steve Kirschner, *Associate A.D./Communications*
- Rick Steinbacher, *Associate A.D./Marketing & Promotions*
- Michael Beale, *Assistant A.D./Director of Marketing*
- Kevin Best, *Assistant A.D./Communications*
- Mike Bunting, *Assistant A.D./Facility Planning & Management*
- Ellen Culler, *Assistant A.D./Football & Olympic Sports Operations*
- Crickit Lane, *Assistant A.D./Student-Athlete Development*
- Susan Maloy, *Assistant A.D./Eligibility & Certification*



Dan Sears

CAROLINA IN THE COMMUNITY

"I want our players to realize there is more than basketball in the world," says Roy Williams, who closes his postgame team prayer with the following reminder: "We realize we are more fortunate than others."

The Tar Heels devote time to community service, including a clinic for Special Olympians, a holiday kids clinic, a holiday shopping trip for underprivileged families and turkeys at Thanksgiving for area shelters.



- Antawn Jamison helped build a playground in Washington, D.C. with First Lady Michelle Obama.
- NBA champion Brendan Haywood established a fund to assist single-parent families.
- Marvin Williams is a two-time winner of the Jason Collier Award for his community service.
- Roy Williams was a guest of honor at the 2011 Dick Vitale Gala to raise funds for The V Foundation for Cancer Research. Williams also hosts an annual breakfast to raise money for UNC's Lineberger Cancer Center, raising over \$1.3 million over the years.





Over 80 percent of Carolina games in the last eight seasons have been nationally televised.




Officially-licensed UNC merchandise is annually among the best-selling in the nation.



Carolina's home game against NC State in 2011 was the first NCAA regular-season basketball game to be televised in China.

TAR HEELS STAY IN THE SPOTLIGHT



Upper Deck produced a set of Carolina basketball trading cards in 2011, making UNC the first basketball program to receive a school-exclusive set from the company.



No college basketball program receives more of the national spotlight than Carolina.

NCAA.com

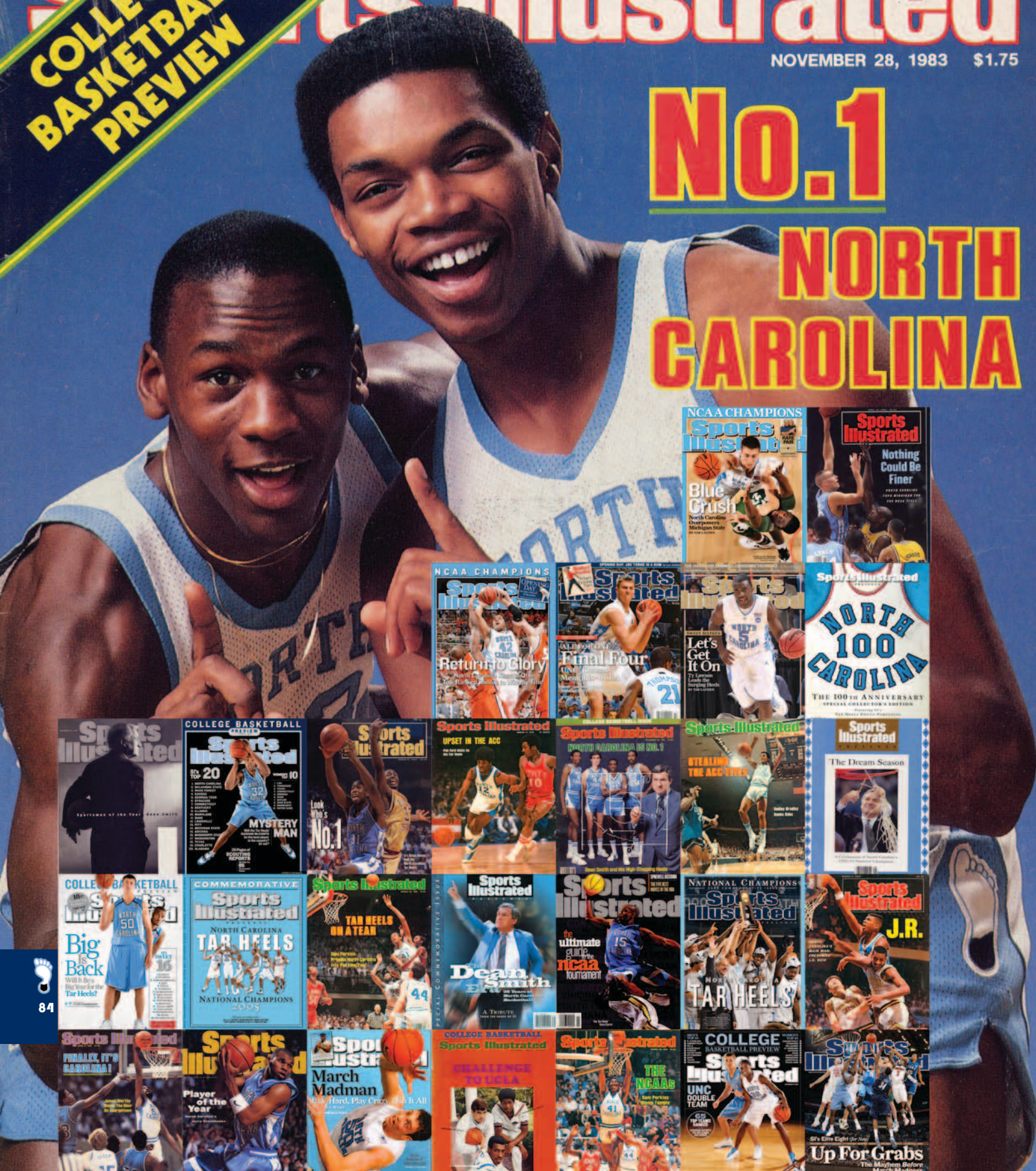


COLLEGE BASKETBALL PREVIEW

Sports Illustrated

NOVEMBER 28, 1983 \$1.75

No.1 NORTH CAROLINA



A collage of Sports Illustrated magazine covers related to college basketball, featuring various players and teams.

- Top Row:**
 - NCAA CHAMPIONS Sports Illustrated: Blue Crush (North Carolina Outraces Michigan State)
 - Sports Illustrated: Nothing Could Be Finer
- Second Row:**
 - NCAA CHAMPIONS Sports Illustrated: Return to Glory (North Carolina Wins 20th National Title)
 - Sports Illustrated: Final Four (UNC's Zangwill Named MVP)
 - Sports Illustrated: Let's Get It On (UNC Leads the Jumping Hoops)
 - Sports Illustrated: NORTH 100 CAROLINA (THE 100TH ANNIVERSARY SPECIAL COLLECTOR'S EDITION)
- Third Row:**
 - Sports Illustrated: COLLEGE BASKETBALL: TOP 20 (MYSTERY MAN)
 - Sports Illustrated: UPSET IN THE ACC
 - Sports Illustrated: STEALING THE ACC COVER
 - Sports Illustrated: The Dream Season
- Fourth Row:**
 - COLLEGE BASKETBALL Sports Illustrated: Big Back (What's So Big About the Tar Heels?)
 - COMMEMORATIVE Sports Illustrated: NORTH CAROLINA TAR HEELS (NATIONAL CHAMPIONS 2005)
 - Sports Illustrated: TAR HEELS ON A TEAR
 - Sports Illustrated: Dean Smith (A Tribute to the Coach)
 - Sports Illustrated: the ultimate guide to the ncaa tournament
 - NATIONAL CHAMPIONS Sports Illustrated: TAR HEELS (NORTH CAROLINA)
 - Sports Illustrated: J.R.
- Fifth Row:**
 - Sports Illustrated: FINALLY, IT'S CAROLINA!
 - Sports Illustrated: Player of the Year
 - Sports Illustrated: March Madman (It's Hard, Play Crazy, It's All)
 - COLLEGE BASKETBALL Sports Illustrated: CHALLENGE TO UCLA
 - Sports Illustrated: THE NCAAs (UNC Double Team)
 - COLLEGE BASKETBALL Sports Illustrated: UNC DOUBLE TEAM (GET THE TIME)
 - Sports Illustrated: Up For Grabs (The March Before March Madness)

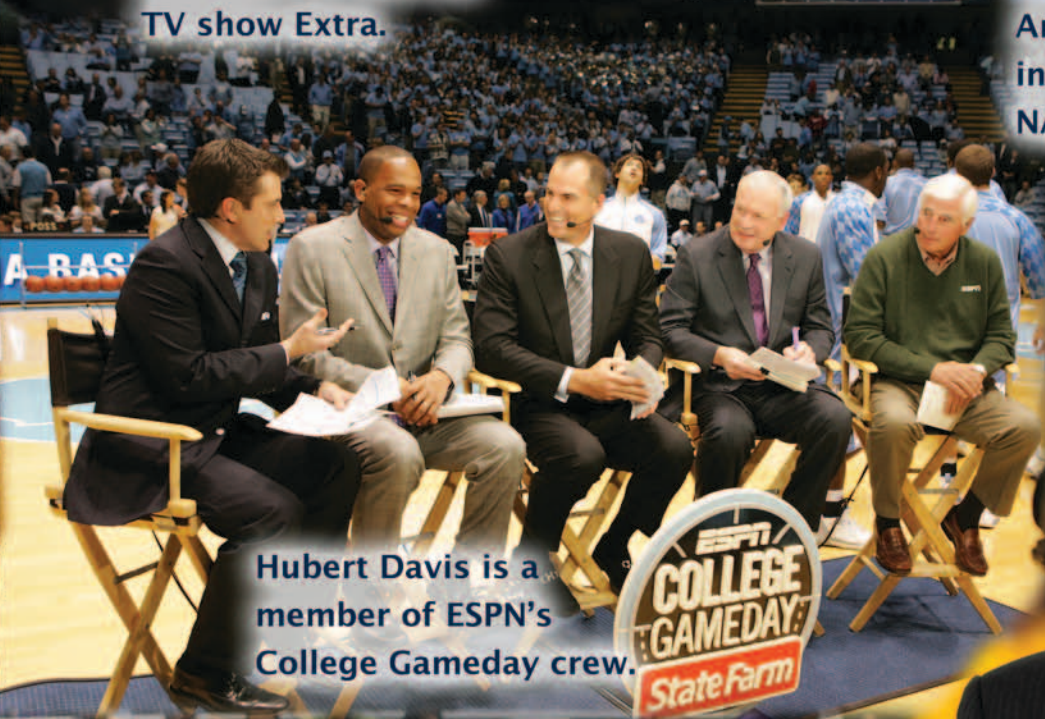
TAR HEELS IN BROADCASTING



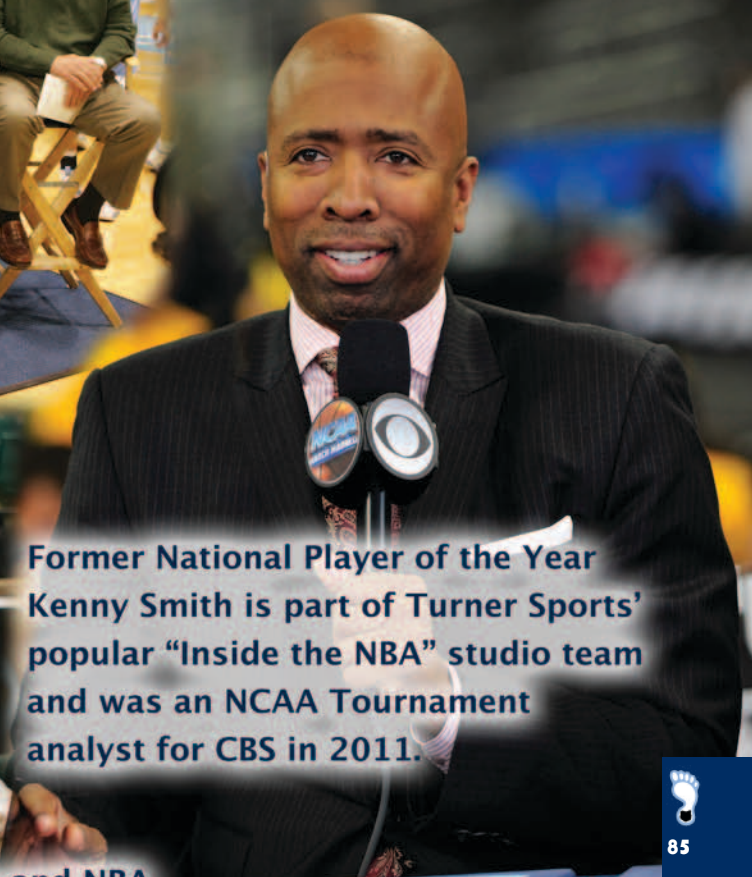
Rick Fox has worked with NBA TV and the TV show Extra.



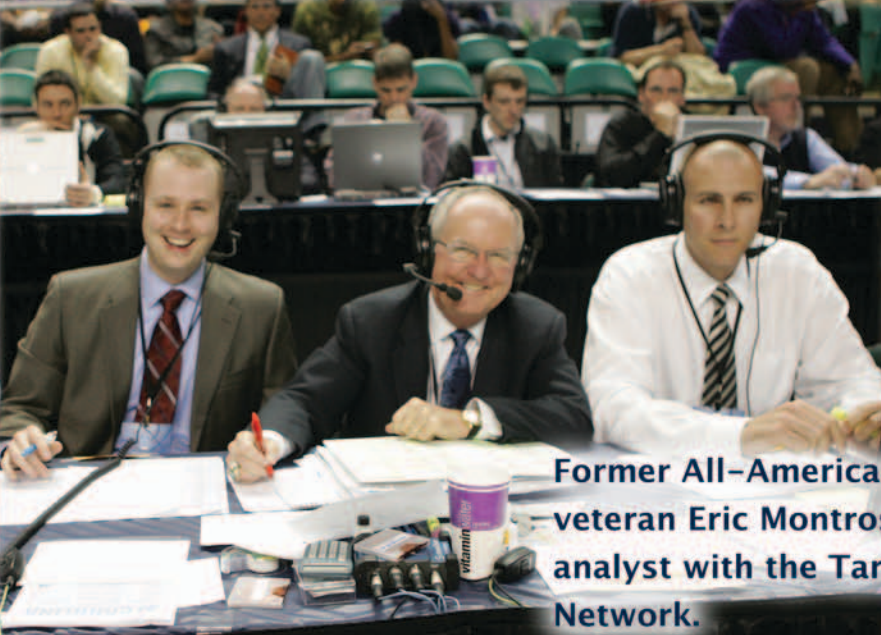
Brad Daugherty, a Tar Heel All-America and the No. 1 overall pick in the 1986 NBA Draft, is a top NASCAR analyst for ESPN.



Hubert Davis is a member of ESPN's College Gameday crew.



Former National Player of the Year Kenny Smith is part of Turner Sports' popular "Inside the NBA" studio team and was an NCAA Tournament analyst for CBS in 2011.



Former All-America and NBA veteran Eric Montross is an analyst with the Tar Heel Sports Network.

SMITH CENTER RENOVATIONS



Basketball Office Lounge



The Carolina Basketball offices and facilities underwent an \$8.5 million renovation prior to the 2010-11 season and now include state-of-the-art weight and training rooms and expanded space for tutoring sessions, team gatherings and film study.



Weight Room

A SPARKLING HOME FOR CAROLINA BASKETBALL



Basketball Office Lobby

Training Room

2009

NATIONAL CHAMPIONS





The Tar Heels have ranked in the top five nationally in home attendance in 24 of the last 25 years.


GAMEDAY EXCITEMENT



"This is one heck of a homecourt advantage."
 — UConn head coach Jim Calhoun



"I think I've never been in a building that was as loud as that building."
 — Ohio State head coach Thad Matta



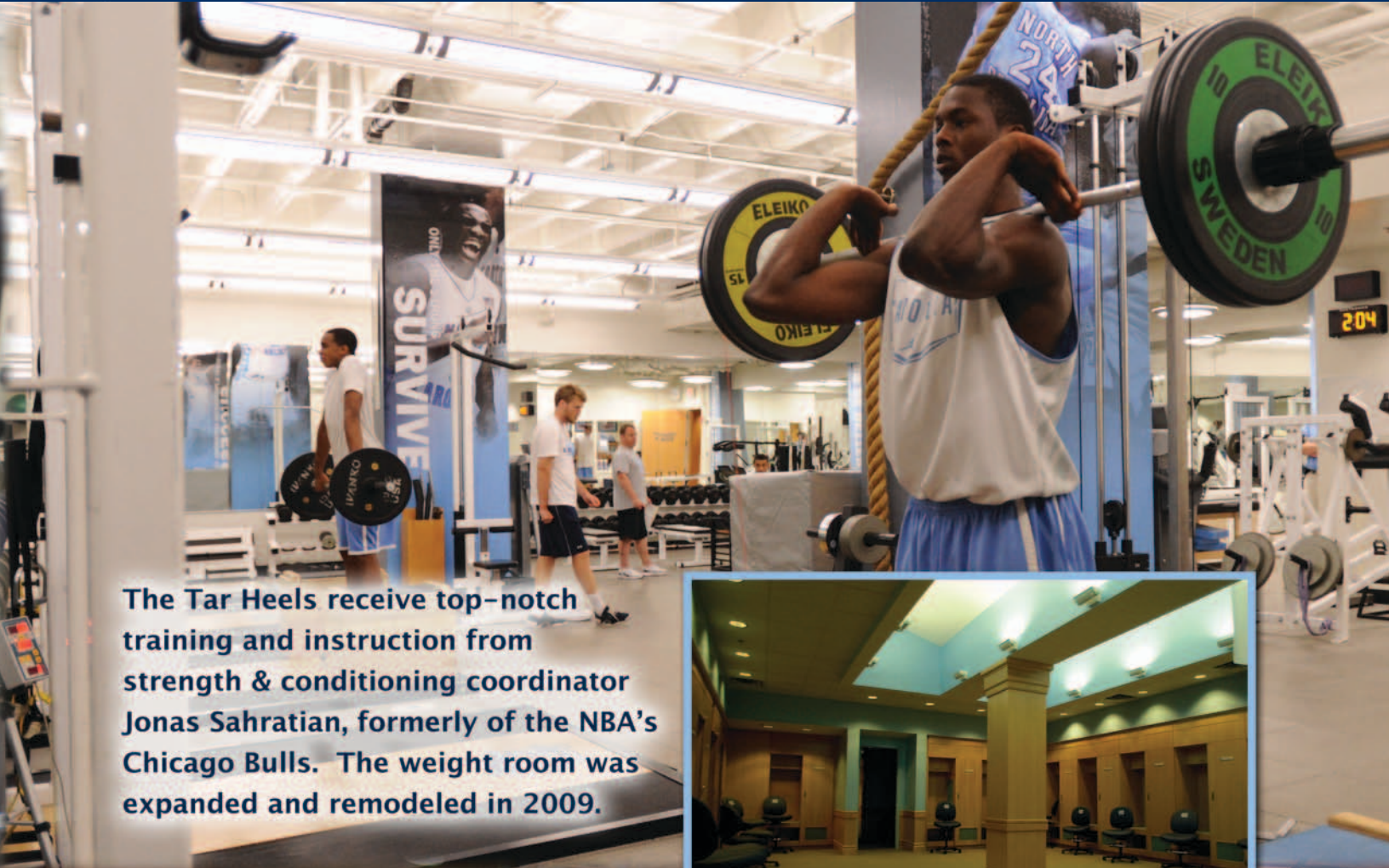
Weight room



Training room

Peebles Practice Gym

THE BEST OF EVERYTHING FOR THE TAR HEELS

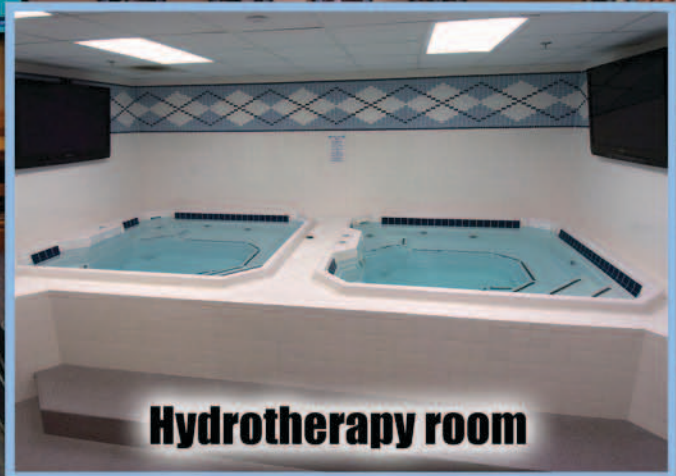
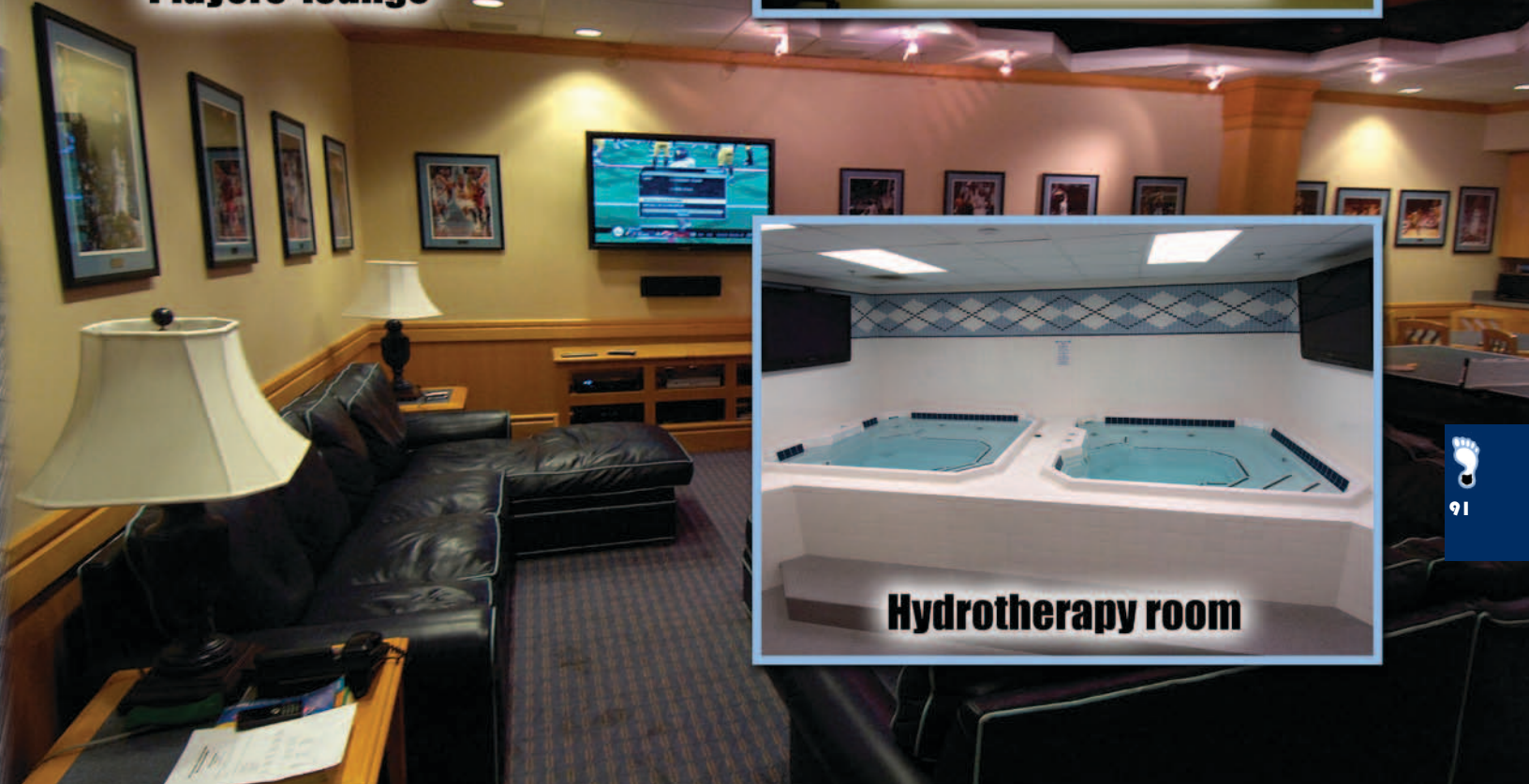


The Tar Heels receive top-notch training and instruction from strength & conditioning coordinator Jonas Sahratian, formerly of the NBA's Chicago Bulls. The weight room was expanded and remodeled in 2009.



Carolina lockerroom

Players' lounge



Hydrotherapy room

Jeffrey Camarati



The 2011-12 season is the 27th in which the Tar Heels will play in the Dean E. Smith Center. UNC has played 363 games in the Smith Center in front of a combined audience of over seven million fans. Carolina is 307-56 in the Smith Center, an impressive winning mark of 84.6 percent.

The Tar Heels have been in the top five in the national attendance leaders in 24 of the last 25 seasons.

The first game in the Smith Center featured No. 1 Carolina defeating No. 3 Duke, 95-92, in a battle of unbeaten teams on Jan. 18, 1986. The first Tar Heel basket was scored by Carolina center Warren Martin off a pass from Kenny Smith.

The Tar Heels have a 112-15 record (88.2) in the Smith Center in Roy Williams' eight years as head coach. Dean Smith led the Tar Heels to a 133-17 record (88.7) in the building that bears his name.

RECENT RENOVATIONS

The Smith Center has undergone a number of improvements to keep it on the cutting edge of basketball arenas.

The men's basketball offices were completely renovated and expanded prior to the 2010-11 season while the team's varsity hallway also received a face-lift.

The arena's lights and sound system were replaced and the training, weight and equipment rooms were expanded and renovated for 2009-10. A hydrotherapy room was added for the 2008-09 season.

In January 2008, the Carolina Basketball Museum opened in the new Williamson Athletics Center, adjacent to the Koury Natatorium. For photos and infor-

mation about the museum, see CarolinaBasketballMuseum.com.

In 2006-07, the seats in the lower level and upper level ring were replaced. The playing floor was completely refinished and refurbished for the 2007-08 campaign.

Four high-resolution video boards were installed for the 2005-06 season. The boards measure 17.8 feet x 23.6 feet. At the same time, two

CAROLINA IN THE SMITH CENTER

Year	Overall Record	ACC Record
1985-86	6-1	5-1
1986-87	13-0	7-0
1987-88	9-2	6-1
1988-89	12-2	6-1
1989-90	11-2	5-2
1990-91	11-2	5-2
1991-92	13-2	6-2
1992-93	12-0	8-0
1993-94	14-1	7-1
1994-95	12-1	7-1
1995-96	9-3	5-3
1996-97	11-1	7-1
1997-98	12-1	7-1
1998-99	12-2	6-2
1999-00	7-5	5-3
2000-01	12-2	7-1
2001-02	6-9	3-5
2002-03	13-5	5-3
2003-04	12-2	6-2
2004-05	15-0	8-0
2005-06	13-4	5-3
2006-07	16-1	7-1
2007-08	14-2	6-2
2008-09	14-1	7-1
2009-10	13-5	3-5
2010-11	15-0	8-0
Totals	307-56	149-44
	(84.6)	(74.6)

✓ Record versus non-conference opponents is 158-12 (92.9).
 ✓ All-time Smith Center attendance is 7,283,618

50-foot ribbon boards were added to the fascia around the upper level and a 40-foot video board was added to the front of the scorer's table.

In 2000-01, a standing-room-only section reserved for students opened on the baseline closest to the Carolina bench. The Rams Club funded a \$150,000 renovation that allowed approximately 400 students to move courtside.

In May 1980, the Department of Athletics, in conjunction with the Educational Foundation, embarked on a mission to raise millions of dollars from private donations to construct an arena. The real inspiration for the fund-raising effort came from the campaign chairman, the late Hargrove "Skipper" Bowles.

Six years, 2,362 donors and over \$34 million later, the premiere basketball arena in America became a reality. Dedicated in September 1986 as the Dean Edwards Smith Center, the 300,000-square-foot structure stands on seven and one-half acres of the University's south campus. Over 20,000 cubic yards of rock were removed to make room for the 340-foot-wide, 380-foot-long and 140-foot-high building.

Jeffrey Camarati



Robert Crawford



SMITH CENTER RECORDS

TEAM RECORDS: SINGLE-GAME

Note: The "vs." designation means the record was established by UNC; the "by" designation means the record was established by an opposing team or a team competing in an NCAA Tournament game at the Dean E. Smith Center.

MOST POINTS

129 vs. VMI, Dec. 17, 1994

MOST POINTS IN A HALF

77 vs. VMI, Dec. 17, 1994 (1st half)

FEWEST POINTS IN A HALF

13 by NC State, Jan. 12, 2008 (1st half)

FEWEST POINTS IN A HALF BY UNC

18 vs. Wake Forest, Jan. 27, 1996 (1st half)

FEWEST COMBINED POINTS IN A HALF

39 – Jan. 26, 1997 vs. Clemson (UNC 23, Clemson 16, first half)

LARGEST HALFTIME LEAD

47 vs. Florida Atlantic, Dec. 19, 2006 (65-18)

LARGEST MARGIN OF VICTORY BY UNC

68 vs. The Citadel, Feb. 18, 1991 (118-50)
68 vs. UNC Asheville, Nov. 30, 2008 (116-48)

MOST POINTS IN A LOSS BY UNC

114 vs. Wake Forest, Dec. 20, 2003 (114-119) (3OT)

LARGEST MARGIN OF DEFEAT FOR UNC

29 vs. Duke, Jan. 31, 2002 (58-87)

MOST OPPONENT POINTS

119 by Wake Forest, Dec. 20, 2003 (3OT)

FEWEST POINTS BY UNC

48 vs. Boston College, Feb. 19, 2011

FEWEST OPPONENT POINTS

39 by Clemson, Feb. 16, 1995

MOST POINTS, BOTH TEAMS

233 vs. Wake Forest, Dec. 20, 2003 (114-119) (3OT)

FEWEST POINTS, BOTH TEAMS

92 vs. Princeton, Dec. 13, 1997 (50-42)

MOST FIELD GOALS

53 vs. VMI, Dec. 17, 1994

MOST FIELD GOAL ATTEMPTS

91 by VMI, Dec. 17, 1995

HIGHEST FIELD GOAL PERCENTAGE

.754 vs. Old Dominion, Dec. 1, 1992

HIGHEST FIELD GOAL PCT. IN A HALF

.857 vs. Old Dominion, Dec. 1, 1992 (24 of 28, 2nd half)

MOST FREE THROWS MADE

41 vs. Clemson, Jan. 28, 1998

MOST FREE THROW ATTEMPTS

59 vs. Clemson, Jan. 28, 1998

MOST THREE-POINT FIELD GOAL ATTEMPTS

42 by Clemson, Jan. 15, 1994

MOST THREE-POINT FIELD GOALS MADE

17 vs. Florida State, Jan. 25, 1995
17 by Duke, March 2, 1997

HIGHEST THREE-POINT FIELD GOAL PERCENTAGE (min. eight made)

.889 vs. Stetson, Dec. 3, 1986 (8 for 9)

MOST BLOCKED SHOTS

14 on three occasions, most recently vs. VMI, Dec. 17, 1994

MOST REBOUNDS

61 vs. Virginia, Jan. 21, 1999

MOST ASSISTS

37 vs. VMI, Dec. 17, 1994

MOST PERSONAL FOULS

41 by Clemson, Jan. 28, 1998

TEAM RECORDS: SEASON

HIGHEST SCORING AVERAGE

95.2 in 1986-87 (1,238 in 13 games)

HIGHEST AVERAGE VICTORY MARGIN

26.6 in 2006-07

HIGHEST SCORING AVERAGE ALLOWED

83.2 in 1989-90 (1,082 in 13 games)

HIGHEST FIELD GOAL PERCENTAGE

.577 in 1985-86 (237 of 411)

HIGHEST THREE-POINT FIELD GOAL PERCENTAGE

.451 in 1986-87 (79 of 175)

HIGHEST FREE THROW PERCENTAGE

.754 in 2008-09 (343 of 455)

INDIVIDUAL RECORDS

MOST POINTS

40 Tyler Hansbrough vs. Ga. Tech, Feb. 15, 2006

MOST POINTS (CAREER)

1,321 Tyler Hansbrough (2005-09) (21.3 per game in 62 games)

MOST POINTS (SEASON)

385 Tyler Hansbrough (2007-08)

HIGHEST SCORING AVERAGE (SEASON)

24.1 Tyler Hansbrough (2007-08) (385 in 16 games)

MOST GAMES SCORING IN DOUBLE FIGURES

17 Rashad McCants (2002-03)
17 Tyler Hansbrough (2005-06)

CONSECUTIVE GAMES SCORING IN DOUBLE FIGURES

42 Tyler Hansbrough, 2005-09

MOST FG MADE (GAME)

16 Antawn Jamison vs. Maryland, Feb. 14, 1998
16 Derrick Chievous (Missouri) vs. Rhode Island, March 17, 1988

MOST FG MADE (SEASON)

128 Rashad McCants (2002-03)

HIGHEST FG PERCENTAGE (GAME)

1.000 Scott Williams vs. Virginia, Jan. 13, 1990 (12 of 12)



Sean May had 26 points and a Smith Center-record 24 rebounds vs. Duke on Mar. 6, 2005.

MOST THREE-POINT FG MADE (GAME)

9 on three occasions, most recently by Grayson Flittner (Gardner-Webb), Nov. 23, 2009

MOST THREE-POINT FG MADE (SEASON)

49 Rashad McCants (2002-03)

MOST THREE-POINT FG ATTEMPTS (GAME)

18 Dennis Scott (Georgia Tech) vs. UNC, Jan. 28, 1989

HIGHEST THREE-POINT FG PERCENTAGE (Game, min. 5 made)

1.000 Geoff Brower (Florida State) vs. UNC, Feb. 24, 1996 (5 of 5)

MOST FT MADE (GAME)

17 Tyler Hansbrough vs. Clemson, Feb. 10, 2008

MOST FT ATTEMPTS (GAME)

19 Tyler Hansbrough vs. Clemson, Feb. 10, 2008
19 Tyler Hansbrough vs. Georgia Tech, Feb. 15, 2006

BEST FT PERCENTAGE (GAME, MIN. 10 MADE)

1.000 six times, most recently by Tyler Hansbrough vs. Kent, Jan. 2, 2008 (11 of 11)

BEST FT PERCENTAGE (SEASON, MIN. 25 MADE)

.905 Jeff Lebo, 1988-89 (38 of 42)

MOST REBOUNDS (GAME)

24 Sean May vs. Duke, Mar. 6, 2005

MOST ASSISTS (GAME)

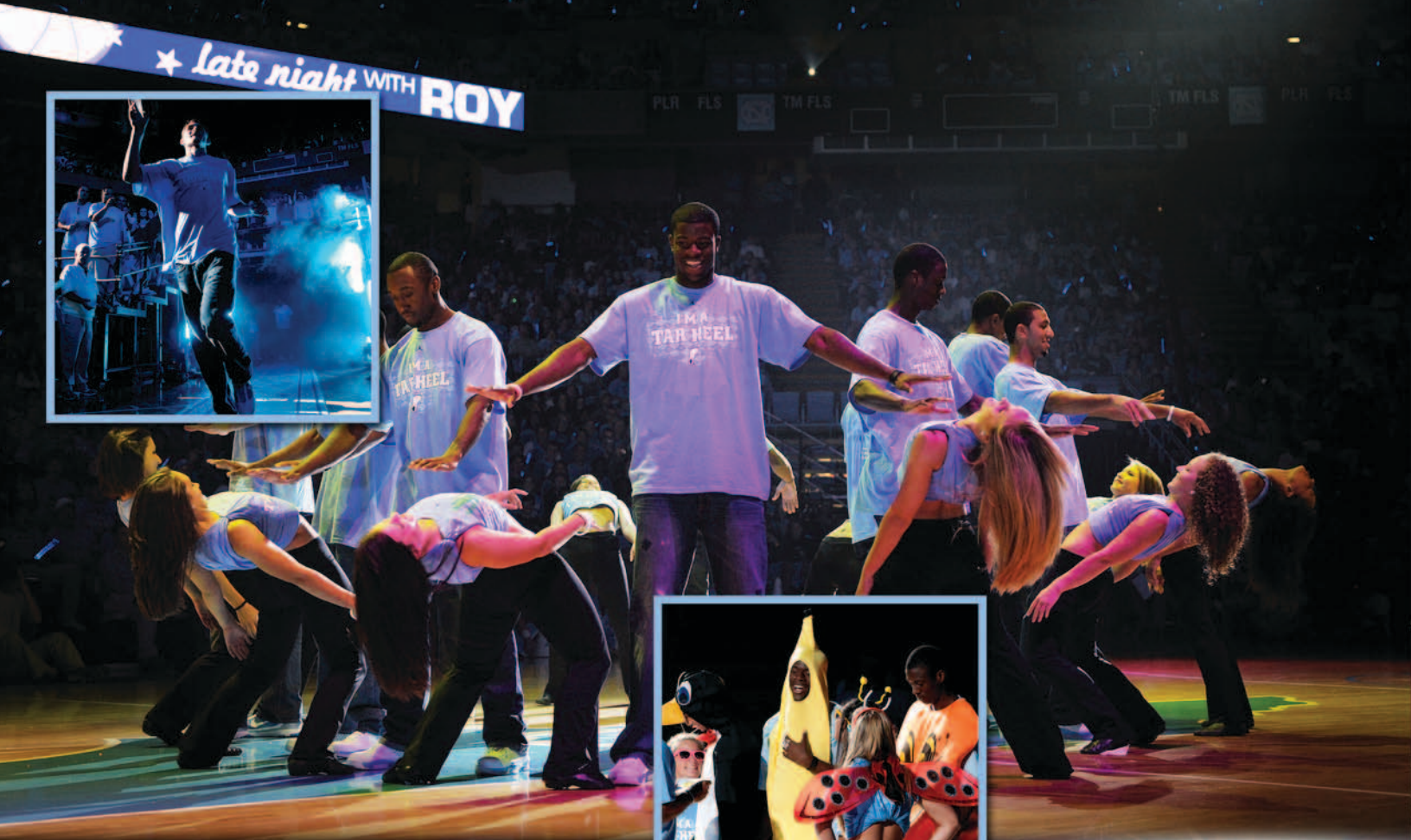
18 Raymond Felton vs. George Mason, Dec. 7, 2003

MOST STEALS (GAME)

8 Derrick Phelps vs. Central Florida, Dec. 7, 1991
8 Tyler Hansbrough vs. UNC Asheville, Dec. 28, 2005

MOST BLOCKED SHOTS (GAME)

10 Brendan Haywood vs. Miami (Fla.), Dec. 4, 2000



Before the Tar Heels open each season, they take to the court for an evening of fun at a packed Smith Center. Emceed by ESPN's Stuart Scott, a UNC alum, the event includes skits and other amusements.

CAROLINA BASKETBALL MUSEUM



NATIONAL CHAMPIONSHIPS

TAR HEELS IN THE NBA			
FIRST ROUND NBA DRAFT PICKS		FIRST ROUND NBA DRAFT PICKS	
LEONIE ROSENBLUTH 1957	1	PETE ORINMAN 1968	4
LEE CHAFFER 1966	2	BILLY CUMMINGHAM 1965	5
ROBERT MCARD 1972	3	HARRY JONES 1974	6
WITCH KAPCHAK 1970	4	WALTER BAVIS 1977	7
TOMMY LAGARDE 1977	5	PHIL FORD 1978	8
BUDLEY BRADLEY 1979	6	PAUL DYKSEN 1980	9
AL WOOD 1981	7	JAMES WORTHY 1982	10
MICHAEL JORDAN 1984	8	SAM PERKINS 1984	11
BRAD DAUGHERTY 1986	9	KENNY SMITH 1987	12
JOE WOLF 1987	10	J.R. NEED 1988	13
RICK FOX 1991	11	PETE COLLICOTT 1991	14
HURDY BAVIS 1992	12	GEORGE LYON 1992	15
ERIC MORTONDS 1994	13	KEVIN STACKHOUSE 1995	16
RASHIED WALLACE 1995	14	ANTHONY JAMISON 1996	17
VINCE CARTER 1998	15	BRENNAN HAYWOOD 2001	18
JOSEPH FORTE 2001	16	MARVIN WILLIAMS 2005	19
RAYMOND FELTON 2005	17	SEAN MAY 2005	20
RASHAD MCCARTS 2005	18	BRANDAN WRIGHT 2007	21

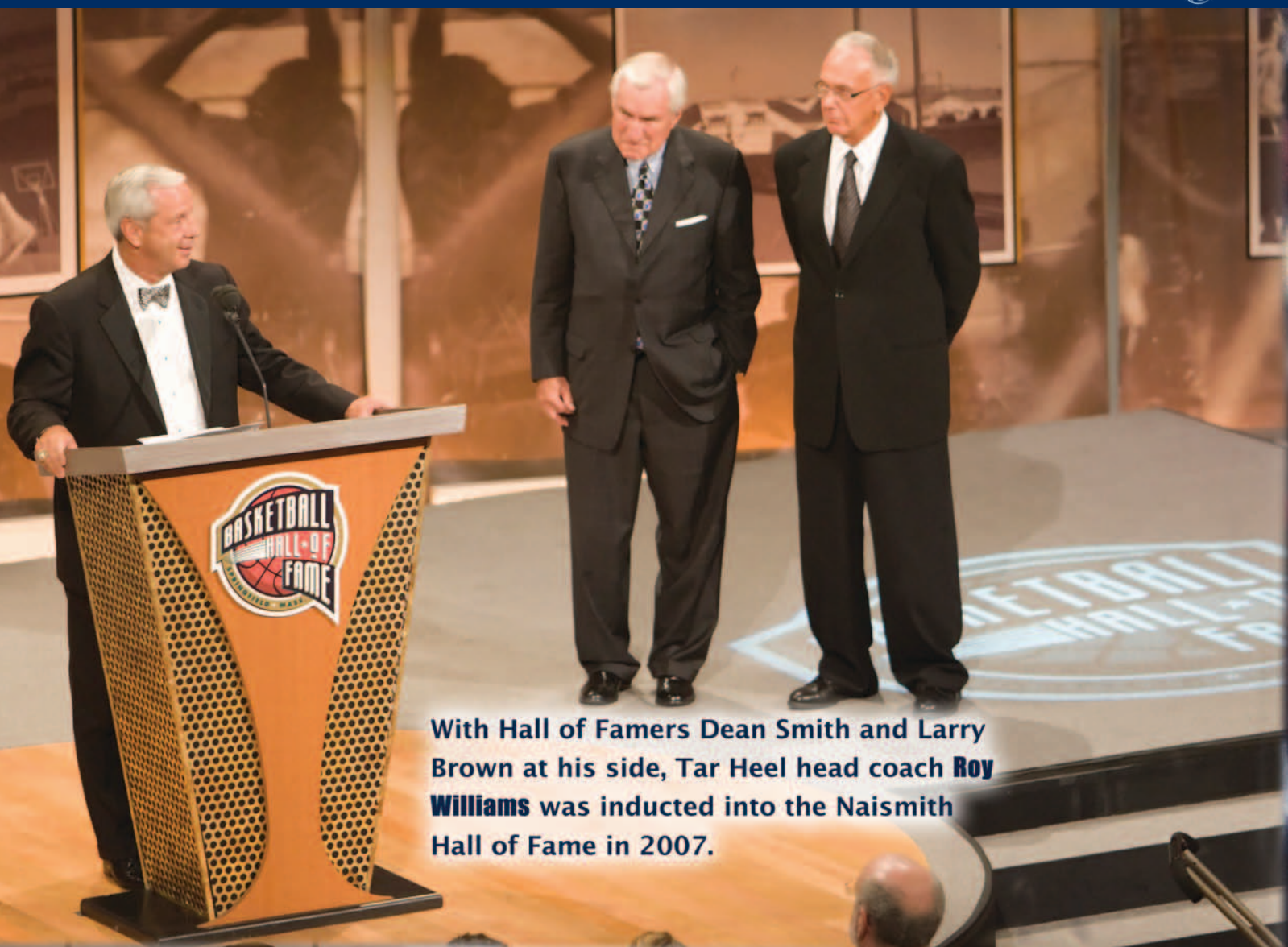
- Opened in January 2008, the Carolina Basketball Museum features artifacts, videos, photos and statistical and historical panels that highlight the history of the Carolina basketball program. The museum experience begins with a six-minute theater presentation and includes video tributes to Dean Smith, Roy Williams, Phil Ford, Tyler Hansbrough, Michael Jordan and the history of UNC Basketball.
- The museum includes interactive presentations highlighting Carolina's six national titles, 18 Final Four appearances, 17 Atlantic Coast Conference Tournament championships and many of the greatest games and most exciting finishes in Tar Heel history.
- The museum is open on game days and is a must-see attraction for Tar Heel fans.

CAROLINA BASKETBALL MUSEUM

DEAN SMITH

DEAN SMITH ACCOMPLISHMENTS

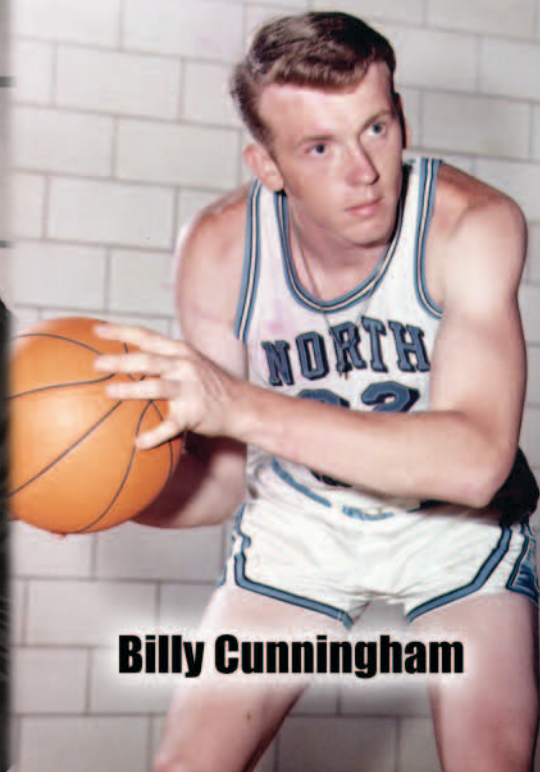
TAR HEELS IN THE HALL OF FAME




With Hall of Famers Dean Smith and Larry Brown at his side, Tar Heel head coach **Roy Williams** was inducted into the Naismith Hall of Fame in 2007.



Frank McGuire



Billy Cunningham



Bob McAdoo

TAR HEELS IN THE HALL OF FAME



Dean Smith

NBA.com




James Worthy

Michael Jordan



Larry Brown



Ben Carnevale

ACC Players of the Year

- Lennie Rosenbluth (1957)
- Pete Brennan (1958)
- Lee Shaffer (1960)
- Billy Cunningham (1965)
- Larry Miller (1967, 1968)
- Mitch Kupchak (1976)
- Phil Ford (1978)
- Michael Jordan (1984)
- Antawn Jamison (1998)
- Joseph Forte (2001)
- Tyler Hansbrough (2008)
- Ty Lawson (2009)



Phil Ford • 1978



Sean May • 2005



Michael Jordan • 1983, '84



Antawn Jamison • 1998



Tyler Hansbrough • 2008



Jerry Stackhouse • 1995


11 NATIONAL PLAYERS OF THE YEAR

Bob Cousy Award
(Nation's Best Point Guard)


Raymond Felton (2005)

Ty Lawson (2009)


James Worthy • 1982



George Glamack • 1940, '41




Lennie Rosenbluth • 1957



Jack Cobb • 1926



Kenny Smith • 1987



JACK COBB



#20 GEORGE GLAMACK



The Cobb File

- 1926 National Player of the Year
- UNC's first three-time first-team All-America
- Helped lead Carolina to the 1924 Helms Foundation national championship

The Glamack File

- 1940 and 1941 National Player of the Year
- 1940 and 1941 first-team All-America
- Nicknamed "The Blind Bomber"


RETIRED JERSEYS

#10 LENNIE ROSENBLUTH

#12 PHIL FORD



The Rosenbluth File

- 1957 National Player of the Year
- Led the Tar Heels to the '57 NCAA championship
- Carolina's single-season (28.0 ppg in 1956-57) and career (26.9) scoring average leader




The Ford File

- 1978 National Player of the Year
- Three-time first-team All-America
- Second-leading scorer in Carolina history and a 1976 Olympic gold medalist

#52 JAMES WORTHY

#23 MICHAEL JORDAN



The Worthy File

- 1982 National Player of the Year
- Naismith Hall of Fame
- Most Outstanding Player of 1982 Final Four, leading UNC to '82 NCAA championship


The Jordan File

- 1983 and 1984 National Player of the Year
- Naismith Hall of Fame
- Named ESPN's greatest athlete of the 20th Century
- Hit winning shot in 1982 NCAA title game

RETIRED JERSEYS

#33 ANTAWN JAMISON

#50 TYLER HANSBROUGH



Bob Donnan

The Jamison File

- Unanimous 1998 National Player of the Year
- Led Carolina to ACC titles and Final Four appearances in 1997 and 1998
- Three-time first-team All-ACC choice

The Hansbrough File

- 2008 National Player of the Year
- Four-time first-team All-America and All-ACC pick
- Led the Tar Heels to the 2009 NCAA championship
- ACC's all-time leading scorer

Grant Halverson



Vince Carter



Bill Chamberlain



Mike O'Koren




George Karl

- Carolina's Honored Jerseys**
- Cartwright Carmichael ('24)
 - #00 • Eric Montross ('94)
 - #00 • Brendan Haywood ('01)
 - #2 • Raymond Felton ('06)
 - #5 • Ty Lawson ('09)
 - #8 • Jim Jordan ('46)
 - #11 • Larry Brown ('63)
 - #12 • Lee Shaffer ('60)
 - #13 • John Dillon ('48)
 - #15 • Vince Carter ('98)
 - #21 • Mitch Kupchak ('76)
 - #21 • Donald Williams ('95)
 - #22 • York Larese ('61)
 - #22 • Bob Lewis ('67)
 - #22 • Wayne Ellington ('09)
 - #24 • Walter Davis ('77)
 - #30 • Al Wood ('81)
 - #30 • Kenny Smith ('87)
 - #30 • Rasheed Wallace ('95)
 - #31 • Bill Chamberlain ('72)
 - #31 • Mike O'Koren ('80)
 - #32 • Billy Cunningham ('65)
 - #32 • Rashad McCants ('05)
 - #33 • Charles Scott ('70)
 - #34 • Bobby Jones ('74)
 - #34 • J.R. Reid ('89)
 - #34 • George Lynch ('93)
 - #35 • Pete Brennan ('58)
 - #35 • Doug Moe ('61)
 - #35 • Robert McAdoo ('72)
 - #40 • Tommy Kearns ('58)
 - #40 • Joseph Forte ('01)
 - #41 • Sam Perkins ('84)
 - #42 • Brad Daugherty ('86)
 - #42 • Jerry Stackhouse ('95)
 - #42 • Sean May ('05)
 - #44 • Larry Miller ('68)
 - #44 • Dennis Wuycik ('72)
 - #45 • Tommy LaGarde ('77)


JERSEYS IN THE RAFTERS



Kenny Smith



Billy Cunningham



Larry Brown


Rasheed Wallace



Bobby Jones



Joseph Forte



Raymond Felton



Brad Daugherty


Criteria for Retired and Honored Jerseys

✓ Retired


- National Player of the Year (Associated Press, NABC, USBWA, The Sporting News, Wooden Award, Naismith Award)

✓ Honored

- ACC Player of the Year
- First- or second-team All-America
- Most valuable player of NCAA Tournament winning team (as voted by coaches and teammates)
- Most Outstanding Player of the NCAA Final Four
- Olympic gold medalist



Charles Scott



Lennie Rosenbluth
Pete Brennan



Mitch Kupchak

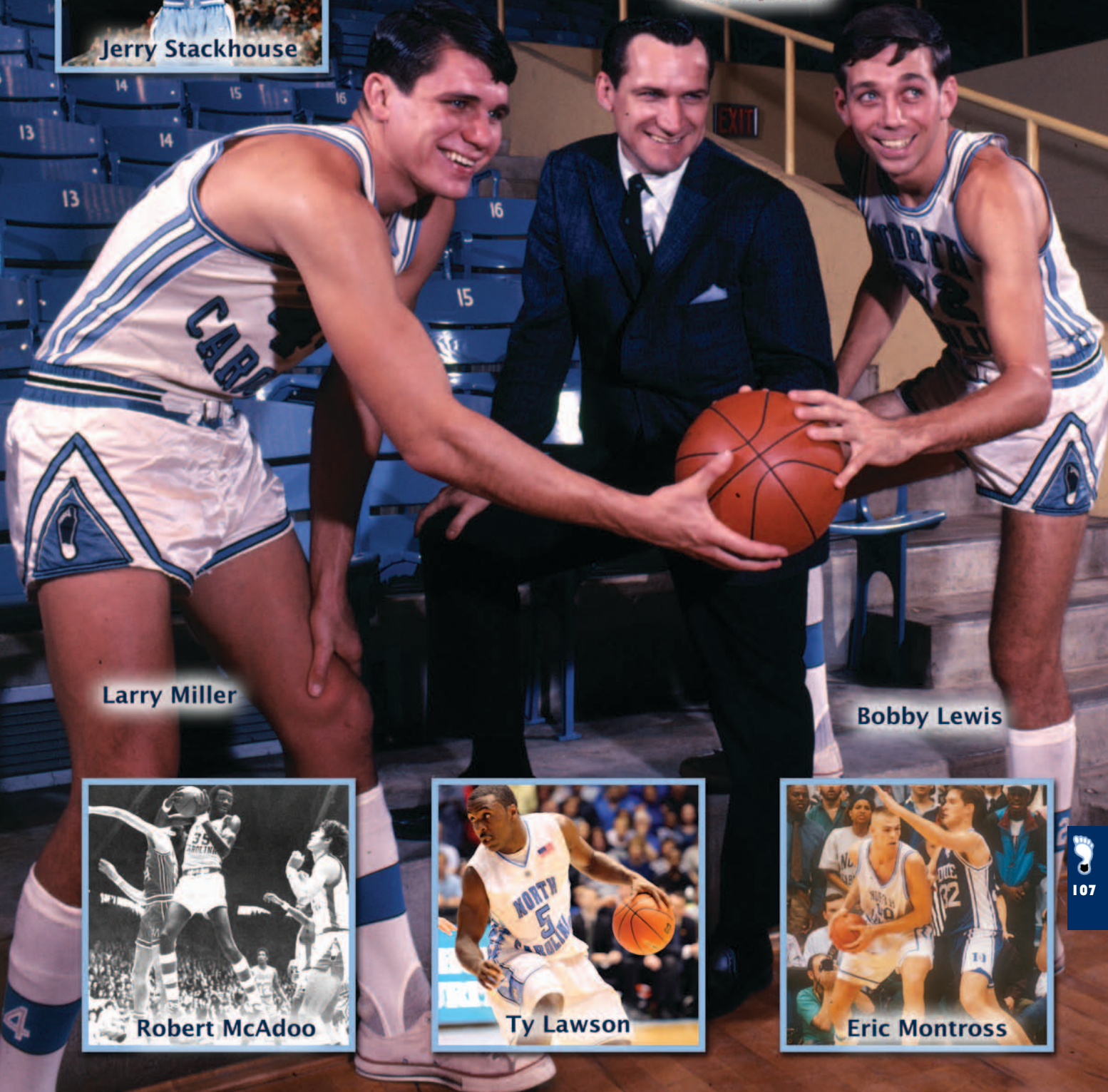
JERSEYS IN THE RAFTERS

“Every time I come in the Smith Center, I sneak a look up there every couple of minutes. I just have to make sure it’s still up there, that the big number 33 is still hanging. When I see it up there, it takes me back to coming into Carolina with a bald head and a little mustache. Even at the time, you knew you were going to treasure those memories forever. When I was walking off the court the night of the alumni game (in 2009), I grabbed my son and took a second and pointed out that jersey with ‘Jamison’ on the banner. There are no words to describe what that felt like. I felt like I was showing him the past and the future all at the same time.”

—Antawn Jamison




Jerry Stackhouse



Larry Miller


Bobby Lewis




Robert McAdoo



Ty Lawson



Eric Montross



Two-time All-America George "The Blind Bomber" Glamack once scored 45 points in a game and led Carolina to its first NCAA Tournament appearance in 1941.

Jan. 27, 1911: Carolina defeats Virginia Christian, 42-21, in first game.

Feb. 20, 1915: Lynchburg YMCA wins 63-20, the most lopsided loss in UNC history (43 points).

Feb. 28, 1922: Cartwright Carmichael and Monk McDonald lead UNC to a 40-26 win over Mercer for Southern Conference (SoCon) Tournament title.

March 4, 1924: 26-16 win over Alabama wins SoCon title and caps 26-0 season. Helms Foundation later selects Carolina as national champions.

Feb. 18, 1926: A 17-8 loss to NC State marks the fewest points in UNC history, but two weeks later, Carolina beats Mississippi State to win the SoCon Tournament.

Feb. 10, 1941: Two-time All-America George Glamack scores a record 45 points in 76-53 win over Clemson. Later that year, UNC loses to Pittsburgh and Dartmouth in first-ever NCAA Tournament appearance.

March 21, 1946: 57-49 win over NYU in Madison Square Garden is Carolina's first in the NCAA Tournament. Five days later, Oklahoma A&M beats UNC, 43-40, in NCAA championship game. "Hook" Dillon scores 16 for Tar Heels in title game, but Bob Kurland leads A&M with 23.

Dec. 3, 1951: 100-57 win over Furman marks the first of 169 games in which Carolina scores 100 or more points. The Tar Heels are 151-18 in those games.

Feb. 29, 1952: Duke's Dick Groat scores 48, Bernie Jernicki grabs 31 rebounds in 94-64 Blue Devil win.

Dec. 1, 1952: Frank McGuire Era begins with 70-50 win over The Citadel. McGuire would post a 164-58 record in nine seasons.

Dec. 12, 1953: 82-56 win over South Carolina is UNC's first ACC game and win.

Feb. 8, 1954: Virginia's Buzz Wilkinson scores 48 in 83-69 Wahoo win, most points ever vs. UNC in an ACC game.

March 4, 1954: UNC loses first-ever ACC Tournament game, 52-51, to eventual champion NC State.

Dec. 14, 1955: Lennie Rosenbluth scores 29 as 16th-ranked Carolina beats fifth-ranked Alabama, 99-77, in UNC's first game as ranked team in AP poll.

Jan. 14, 1956: Rosenbluth ties UNC record with 45 points in a 103-99 win at Clemson. The Bronx native goes 15 for 23 from the floor and 15 for 24 from the line.

Feb. 24, 1956: Rosenbluth has 31 points and 14 boards in 73-65 win over Duke that clinches UNC's first-ever ACC regular-season title. Tar Heels, 11-3 in ACC, get first ACC Tournament win (over Virginia in quarterfinal), but are upset by No. 20 Wake Forest in semifinals.

Dec. 4, 1956: Rosenbluth sets UNC scoring record with 47 in season-opening win over Furman. Rosenbluth makes 20 of 37 shots from the floor and adds 17 rebounds.

Dec. 29, 1956: Carolina beats Wake Forest, 63-55, to win Dixie Classic for first time, one of four UNC wins that year over the Deacons (by a combined 18 points).

Jan. 30, 1957: Tar Heels beat Western Carolina, 77-59, in UNC's first-ever game as No. 1 ranked team in the nation (poll released Jan. 22).

Feb. 5-9, 1957: Rosenbluth scores eight of UNC's extra-session points in double-overtime win at Maryland followed by a 75-73 win over Duke as Tommy Kearns hits two free throws in the final minute to keep their unbeaten streak alive.

March 1, 1957: Rosenbluth scores 40 at Duke to cap perfect 14-0 ACC record. Rosenbluth, the National Player of the Year, sets UNC record averaging 28.0 points for the season.

March 7-9, 1957: Carolina wins first ACC Tournament title with wins over Clemson, Wake Forest and South Carolina. Rosenbluth has 45 in first round over Tigers and hits three-point play to beat Deacs in semifinals. The 45 points stand today as the ACC Tournament single-game record.

March 22, 1957: Pete Brennan sends national semifinal vs. Michigan State into second overtime with four seconds left and UNC wins, 74-70 in triple overtime. Rosenbluth (31) and Bob Cunningham (19) lead the Tar Heels.

March 23, 1957: No. 1 Carolina beats No. 2 Kansas, 54-53, in another triple overtime classic. Kearns jumps center against 7-0 All-America center Wilt Chamberlain. Rosenbluth scores 20, but fouls out in regulation. UNC center Joe

**NCAA DIVISION I LEADERS IN ALL-TIME WINS
(entering the 2011-12 season)**

No.	School	Season	Yrs.	Won	Lost	Tied	Pct.
1.	Kentucky	1903	108	2,052	647	1	.760
2.	Kansas	1899	113	2,038	799	0	.718
3.	North Carolina	1911	101	2,033	728	0	.736
4.	Duke	1906	106	1,944	827	0	.702
5.	Syracuse	1901	110	1,810	819	0	.688
6.	Temple	1895	115	1,766	974	0	.645
7.	St. John's (NY)	1908	104	1,724	896	0	.658
8.	UCLA	1920	92	1,709	755	0	.694
9.	Notre Dame	1898	106	1,701	927	1	.647
10.	Penn	1897	111	1,677	986	2	.630

**NCAA DIVISION I LEADERS IN ALL-TIME WINNING PERCENTAGE
(entering the 2011-12 season)**

No.	School	Season	Yrs.	Won	Lost	Tied	Pct.
1.	Kentucky	1903	108	2,052	647	1	.760
2.	North Carolina	1911	101	2,033	728	0	.736
3.	Kansas	1899	113	2,038	799	0	.718
4.	UNLV	1959	53	1,107	447	0	.712
5.	Duke	1906	106	1,944	827	0	.702
6.	UCLA	1920	92	1,709	755	0	.694
7.	Syracuse	1901	110	1,810	819	0	.688
8.	Western Ky.	1915	92	1,639	809	0	.670
9.	St. John's (NY)	1908	104	1,724	896	0	.658
10.	Louisville	1912	97	1,632	854	0	.656

(source: NCAA)

CAROLINA BASKETBALL TIMELINE

CAROLINA'S FINAL NATIONAL POLL RANKINGS

Year	Media Poll (Started 1949)	Coaches Poll (Started 1951)
1955-56	13th	11th
1956-57	1st	1st
1957-58	13th	12th
1958-59	9th	6th
1959-60	Not Ranked	14th
1960-61	5th	6th
1966-67	4th	3rd
1967-68	4th	4th
1968-69	4th	2nd
1970-71	13th	13th
1971-72	2nd	2nd
1972-73	11th	12th
1973-74	12th	8th
1974-75	9th	10th
1975-76	8th	6th
1976-77	5th	3rd
1977-78	16th	10th
1978-79	9th	3rd
1979-80	15th	15th
1980-81	6th	6th
1981-82	1st	1st
1982-83	8th	8th
1983-84	1st	1st
1984-85	7th	7th
1985-86	8th	8th
1986-87	2nd	3rd
1987-88	7th	8th
1988-89	5th	4th
1990-91	4th	4th
1991-92	18th	12th
1992-93	4th	1st
1993-94	1st	9th
1994-95	4th	3rd
1995-96	25th	24th
1996-97	4th	4th
1997-98	1st	3rd
1998-99	13th	18th
1999-00	Not Ranked	11th
2000-01	6th	10th
2003-04	18th	22nd
2004-05	2nd	1st
2005-06	10th	14th
2006-07	4th	tied 5th
2007-08	1st	3rd
2008-09	2nd	1st
2010-11	7th	8th

Quigg hits the winning free throws with six seconds left in the third OT and Carolina caps perfect 32-0 season as national champions.

Dec. 21, 1957: Jerry West leads eighth-ranked West Virginia to 75-64 win over No. 1 Carolina in the finals of the Kentucky Invitational, ending UNC's 37-game win streak.

Jan. 14, 1959: Third-ranked UNC beats No. 1 NC State, 72-68, the first of an NCAA record 11 wins over No. 1 ranked teams.

Dec. 29, 1959: York Larese sets ACC record in 75-53 win over Duke by making 21 free throw attempts.

Dec. 2, 1961: Bryan McSweeney and Jim Hudock each score 20 and Larry Brown has 12 points and eight rebounds as Carolina beats Virginia, 80-46, in Dean Smith's first game as head coach.

Dec. 17, 1962: Yogi Poteet scores 17 and Billy Cunningham grabs 17 rebounds in Dean Smith's first of 13 wins against Kentucky (against only three losses), a 68-66 victory in Lexington.


Jan. 13, 1964: Cunningham scores 40 and has 28 rebounds in 97-88 win over Maryland, one of the Kangaroo Kid's 40 consecutive double-doubles.

Dec. 7, 1964: Bob Lewis and Cunningham score 23 and 22 points, respectively, and Carolina beats 11th-ranked Kentucky, 82-67, in Charlotte, Dean Smith's first win over a ranked opponent.

Dec. 4, 1965: UNC beats William and Mary, 82-68, in the first game played at Carmichael Auditorium.

Dec. 16, 1965: Lewis scores a UNC-record 49 points in 115-80 win over Florida State, a mark that stands today. Lewis goes 18 of 25 from the floor and 13 of 16 from the line and adds seven boards and five assists. He averages 27.4 points that year, second-best ever by a Tar Heel.

March 4, 1966: Mike Lewis hits a free throw to break a 20-all tie and give second-ranked Duke a 21-20 win in the ACC semifinals. John Yokley and Duke's Steve Vacendak share game-scoring honors with six points. Only a combined 36 field goal



Jan. 13, 1964: Billy Cunningham has 40 points and 28 rebounds against Maryland, one of his 40 consecutive double-doubles.

attempts are taken in a classic delay game. The Blue Devils led 7-5 at halftime.

March 11, 1967: Carolina had won the ACC regular-season title for the first time under Dean Smith, then beat Duke for the third time, 82-73, to win Smith's first ACC Tournament crown. MVP Larry Miller had 32 points and Lewis added 26.

March 17, 1967: Fourth-ranked Carolina beats No. 5 Princeton for Dean Smith's first NCAA Tournament win. Lewis earns regional MVP honors as UNC beats Boston College the next day to advance to the Final Four, where they lose to Dayton in the national semifinal.

Feb. 21, 1968: Rusty Clark sets UNC record with 30 rebounds in 83-60 win over Maryland.

March 2, 1968: Third-ranked UNC had already clinched its second straight ACC regular-season title, but lose in triple overtime at 10th-ranked Duke, 87-86. Miller plays all 55 minutes and has 15 points and 15 rebounds.

March 9, 1968: Miller (21 points) earns his second ACC Tournament MVP in a row as Carolina beats NC State, 87-50, still the largest margin in ACC championship game history.

March 15-16, 1968: Fourth-ranked Tar Heels beat No. 3 St. Bonaventure and No. 8 Davidson behind regional MVP Clark to advance to Final Four. Clark has 22 points and 17 rebounds in regional final. Tar Heels beat Ohio State in Final Four, but fall to Lew Alcindor and UCLA, 78-55, for national title in Los Angeles



March 23, 1957: Fans celebrate on Franklin Street in Chapel Hill after Carolina wins its first NCAA title.

Sports Arena.

Feb. 26, 1969: Bill Bunting leads balanced effort with 14 points as Tar Heels beat South Carolina in Columbia to wrap up third straight ACC regular-season title.

March 8, 1969: Charles Scott scores 40 points, 29 in the second half, as Carolina beats Duke, 85-74 in ACC title game. Duke leads by nine at the half, but Scott sets ACC championship game scoring record and wins MVP honors.

March 15, 1969: Scott hits the game-winning jumper at the buzzer to beat Lefty Driesell's Davidson Wildcats, 87-85, to win NCAA East Regional and advance to third consecutive Final Four. Carolina loses to Purdue behind Rick Mount's 36 points.

Jan. 17, 1970: Scott scores 43 in 91-90 loss to Wake Forest. Later that year, the ACC's leading scorer and co-Male Athlete of the Year scores 41 points in ACC Tournament loss to Virginia. Scott averages 27.1 points, the third-highest mark by a Tar Heel.

March 13, 1971: South Carolina beats UNC, 52-51, on a Tom Owens lay-up at the buzzer in the ACC championship game. Owens' basket followed a jump ball with just three seconds to play. Lee Dedmon shared MVP honors as a member of the second-place team.

March 27, 1971: Bill Chamberlain scores 34 points and has 10 rebounds as UNC beats Georgia Tech, 84-66, to win the NIT. The Tar Heels also beat Julius Erving and Massachusetts in the first round, Providence and Duke (in the semifinal), all in Madison Square Garden.

Jan. 29, 1972: A 92-72 win over Maryland is Carolina's 1,000th victory. The Terps won the rematch in overtime, but Carolina won the rubber match, 73-59, to win the ACC Tournament. MVP Robert McAdoo averaged 15 points in the Tournament and Dennis Wuycik scored 24 in the championship game.

March 18, 1972: Second-ranked Carolina beats No. 3 Penn, 73-59, to advance to the Final Four. Wuycik (18), McAdoo (17) and George

FOUR-YEAR STARTERS (since 1972-73)

Player	Seasons
Walter Davis	1974-77
Phil Ford	1975-78
Mike O'Koren	1977-80
Sam Perkins	1981-84
Brad Daugherty	1983-86
Kenny Smith	1984-87
Jeff Lebo	1986-89
Ademola Okulaja	1996-99
Jason Capel	1999-2002
Kris Lang	1999-2002
Tyler Hansbrough	2006-09

FIRST-GAME STARTERS (since 1972-73)

The following Carolina players started their first game as freshmen:

Name	Season
Phil Ford	1974-75
Mike O'Koren	1976-77
James Worthy	1979-80
Michael Jordan	1981-82
Kenny Smith	1983-84
J.R. Reid	1986-87
Pete Chilcutt	1987-88
Rick Fox	1987-88
Vince Carter	1995-96
Antawn Jamison	1995-96
Ed Cota	1996-97
Brendan Haywood	1997-98
Jason Capel	1998-99
Kris Lang	1998-99
Joseph Forte	1999-00
Adam Boone	2000-01
Jawad Williams	2001-02
Raymond Felton	2002-03
Sean May	2002-03
Rashad McCants	2002-03
Quentin Thomas	2004-05
Bobby Frasier	2005-06
Marcus Ginyard	2005-06
Tyler Hansbrough	2005-06
Wayne Ellington	2006-07
Brandan Wright	2006-07
Tyler Zeller	2008-09
Harrison Barnes	2010-11

a 12-foot jumper with two seconds to play. Ford scores 29 and UNC needs overtime again to knock out Clemson in semifinals, then scores 24 in championship game win over Norm Sloan's Wolfpack.

Feb. 14, 1976: Mitch Kupchak has 35 points and 21 rebounds and Davis has 26 points, 11 boards and six steals as Carolina works four overtimes to beat Tulane, 113-106, in the Louisiana Superdome. It is the longest game in Carolina history.

March 8, 1976: Wally Walker scores 21 points to lead sixth-seeded Virginia to 67-62 win over regular-season champion UNC in ACC championship game.


March 5, 1977: Ford scores 26 and freshman Mike O'Koren adds 21 as Carolina returns the favor from a year before, beating Virginia, 75-69, in the ACC final. Tournament MVP John Kuester handles the ball after Ford fouls out

Karl (16) lead Carolina past the Quakers. McAdoo has 24 points and 15 rebounds in Final Four loss to Florida State, but fouled out with 13 minutes to play. McAdoo declares for the NBA after his junior year, his only year as a Tar Heel, and was selected No. 1 in the NBA Draft.

Jan. 19, 1974: All-America Bobby Jones steals the ball and drives the length of the floor for a game-winning lay-up as time expires in 73-71 win at Duke.

March 2, 1974: Freshman Walter Davis banks in a 35-footer at the buzzer to send the game to overtime, where the Tar Heels beat Duke, 96-92. Carolina trails the Blue Devils by eight points with 17 seconds to play in regulation, but UNC rallies behind Jones, who had four points and a steal.

March 6-8, 1975: Phil Ford becomes first freshman to win ACC Tournament MVP honors after leading Carolina to the title with 70-66 victory over defending NCAA champion NC State and David Thompson. Tar Heels beat Wake Forest, 101-100, in overtime in the quarterfinal after trailing by eight points with 50 seconds to play. Brad Hoffman sends the game into overtime with



March 15, 1969: Charles Scott hits a game-winning jump shot to beat Davidson and send Carolina to a third consecutive Final Four.



George Karl and the 1971 NIT champion Tar Heels returned to Chapel Hill for a 40th-year reunion in 2011.

with 5:45 to play and goes 6 for 6 from the line. Ford scores 19 of his 26 in the first half. Bruce Buckley gives UNC the lead for good, breaking a 67-all tie.


CAROLINA BASKETBALL TIMELINE
MILESTONE WINS IN CAROLINA BASKETBALL HISTORY

Victory No.	Score	Opponent
1	42-21	Virginia Christian, Jan. 27, 1911
100	29-23	at Duke, March 7, 1922
200	45-14	Salisbury YMCA, Dec. 10, 1927
300	24-23	at Virginia, Jan. 29, 1934
400	42-38	at Asheboro McCrary Eagles, Dec. 30, 1939
500	55-28	NC State in Southern Conf. Tournament, Feb. 22, 1945
600	64-42	South Carolina, Jan. 18, 1950
700	63-55	Wake Forest in Dixie Classic, Dec. 29, 1956
800	100-71	Virginia at Greensboro, N.C., Jan. 13, 1962
900	82-54	Georgia Tech at Charlotte, N.C., Jan. 27, 1968
1,000	92-72	Maryland, Jan. 29, 1972
1,100	79-74	Georgia Tech at Charlotte, N.C., Feb. 6, 1976
1,200	73-70 (OT)	Rutgers at Madison Square Garden, Feb. 14, 1980
1,300	64-51	St. John's at Madison Square Garden, Dec. 29, 1983
1,400	96-80	Clemson, Feb. 21, 1987
1,500	92-70	N.C. State, Feb. 7, 1991
1,600	90-67	Pittsburgh, Nov. 29, 1994
1,700	60-45	Virginia, Feb. 11, 1998
1,800	68-65	Connecticut, Jan. 18, 2003
1,900	77-61	Georgia Tech, Jan. 20, 2007
2,000	69-62	Miami, March 2, 2010
1st ACC win	82-56	South Carolina, Dec. 12, 1953
1st ACC Tournament win	81-77	Virginia at Raleigh, N.C., March 1, 1956
1st ACC Championship	95-75	South Carolina at Raleigh, N.C., March 9, 1957
1st NCAA Tournament win	57-49	NYU at Madison Square Garden, March 21, 1946
1st NCAA championship	54-53 (3 OT)	Kansas at Kansas City, Mo., March 23, 1957
Dean Smith's 1st win	80-46	Virginia, Dec. 2, 1961
Dean Smith's 877th win	73-56	Colorado at Winston-Salem, N.C., March 15, 1997
Dean Smith's last win	97-74	Louisville at Syracuse, N.Y., March 23, 1997
Bill Guthridge's 1st win	84-56	Middle Tennessee State, Nov. 14, 1997
500th ACC win	61-60	Florida State, Feb. 8, 2003
Roy Williams' 1st win	90-64	Old Dominion, Nov. 22, 2003
Roy Williams' 1st NCAA title	75-70	Illinois at St. Louis, Mo., April 4, 2005
Roy Williams' 2nd NCAA title	89-72	Michigan State at Detroit, Mich., April 6, 2009
1st win in Carmichael Auditorium	82-68	William and Mary, Dec. 4, 1965
Last win in Carmichael Auditorium	80-72	William and Mary, March 16, 2010
1st win in Smith Center	95-92	Duke, Jan. 18, 1986

March 17, 1977: Ford hyper-extends his right elbow, but scores 29 points, including the winning free throw with two seconds left in 79-77 win over Notre Dame (on St. Patrick's Day) in the NCAA East Regional semifinal.

March 19, 1977: Davis, playing with a broken finger on his shooting hand, scores 21 points as fifth-ranked UNC beats No. 13 Kentucky, 79-72, to reach the Final Four.

March 26, 1977: O'Koren scores 31 as Tar Heels edge No. 4 UNLV, 84-83, in national semifinal. Carolina loses a second-half lead and the championship two days later to Al McGuire's Marquette Warriors, 67-59.

Jan. 7, 1978: The Tar Heels set an NCAA field goal percentage record by making 16 of 17 shots from the floor in the second half. Carolina shoots 94.1 percent in second half of 76-61 victory over Virginia.

Feb. 25, 1978: Ford scores a career-high 34 points on 13 of 19 shooting from the floor in his final game at Carmichael Auditorium, an 87-83 win over Duke. Ford clinches third straight ACC regular-season title with two free throws with six seconds left.

Dec. 16, 1978: O'Koren's 18 points and six assists out-duels "Magic" Johnson's 18 points, six assists and eight turnovers in UNC's 70-69

win over No. 3 Michigan State. The Spartans went on to win the 1979 NCAA title.

Jan. 17, 1979: Dudley Bradley steals the ball from Clyde Austin and dunks home the game-winner with seconds to play in a 70-69 win over NC State in a game that stuns the Reynolds Coliseum crowd. Carolina led 40-19, but the Pack came back to take the lead before Bradley's heroics.

Feb. 24, 1979: Carolina holds the ball in the first half and fails to score as Duke leads, 7-0, at intermission. The Tar Heels wait 12:25 into the game before attempting a shot. Both teams score 40 in the second half and Duke wins, 47-40, in one of the most famous delay games ever played.

March 3, 1979: One week after the 47-40 game in Durham, No. 7 Carolina beats No. 5 Duke, 71-63, in ACC Tournament final. Bradley, the MVP, had 16 points, seven steals and four assists and O'Koren led with 18 points.

March 11, 1979: ACC champion Tar Heels, ranked No. 3 in the nation, are upset by Penn, 72-71, in Raleigh in the NCAA Tournament. Quaker forward Tony Price scores 25. Duke loses to St. John's the same day in what was dubbed "Black Sunday."

Jan. 12, 1980: Al Wood scores 20 and Dave Colescott adds 18 as 15th-ranked Tar Heels knock off No. 1 Duke at Cameron.

Feb. 28, 1981: Duke's Gene Banks hit a turnaround baseline jumper to beat Carolina, 66-65, in overtime. Banks scored 25 points. Freshman Sam Perkins led UNC with 24.

March 7, 1981: Carolina overcomes a 36-32 halftime deficit by shooting 63 percent in the second half and beats Maryland, 61-60, in the ACC championship game. James Worthy leads with 19. Jimmy Black's steal and lay-up give Carolina the lead for good. Perkins scores 22 in quarterfinal vs. NC State and 18 in semifinal vs. Wake Forest and becomes the second freshman to earn ACC Tournament MVP honors.

March 28, 1981: Senior forward Wood, who was the West Regional MVP after a 21-point, 17-rebound effort in Final 8 win over Kansas State, torches Virginia for 39 points in the Final Four. Wood sets a national semifinal scoring record by making 14 of 19 from the floor and 11 of 13 from the line. Perkins holds National Player of the Year Ralph Sampson to three field goals and 11 points.

March 30, 1981: Isiah Thomas has 23 points, five assists and four steals to lead Indiana past UNC, 63-50, in the NCAA championship game in Philadelphia. Wood leads Carolina with 18 points. The game tips off less than eight hours after an assassination attempt on President Ronald Reagan. The game is almost postponed due to the events in Washington, D.C.

Nov. 28, 1981: Michael Jordan scores 12 points in his debut with the top-ranked Tar Heels, a 74-67 win over Kansas.

Dec. 26, 1981: Worthy (26), Perkins (21) and Jordan (19) combine for 66 points as No. 1 Carolina beats No. 2 Kentucky, 82-69, in the N.J. Meadowlands. It's the first and only time the two schools that rank 1-2 in all-time victories will play as the top two ranked teams in the AP poll.

Jan. 9, 1982: In another 1 vs. 2 match-up, top-rated Carolina edges Virginia, 65-60, despite Sampson's 30 points and 19 rebounds. Worthy and Jordan combine for 33 points.

March 7, 1982: Leading 44-43 with 7:34 to play, Carolina spreads the floor and beats the Cavaliers, 47-45, for the ACC championship. Matt Doherty makes three of four free throws in the final 28 seconds to secure the win and the ACC title. Virginia shoots 67 percent from the floor, but only gets 33 field goal attempts. Worthy leads UNC with 16 points.

March 27, 1982: Perkins scores 25 points and grabs 10 rebounds and Jordan drops in 18 as UNC beats Houston, 68-63, in the Final Four



semifinal in New Orleans. The Tar Heels shoot 59 percent from the floor.

March 29, 1982: Final Four MVP Worthy scores a game-high 28 points and Michael Jordan hits the game-winning shot from the left wing with 17 seconds to play as Carolina beats Georgetown, 63-62, in one of the Final Four's greatest championship games ever played. Worthy makes 13 of 17 shots from the floor and has three steals, including one at the end of the game that seals the victory. Jordan scores 16, and Georgetown's freshman center Patrick Ewing has 23 points and 11 rebounds. The win gives Dean Smith his first of two NCAA championships. The Tar Heels trail, 32-31, at halftime, but shoot 61 percent in the second half (11 of 18).

Nov. 30, 1982: Defending NCAA champs drop their first two games against St. John's and Missouri but avoid an 0-3 start when Jordan comes up with a steal and a spinning, 24-foot jumper at the buzzer to send the Tulane game into overtime. Tar Heels prevail, 70-68 in triple OT.

Jan. 15, 1983: Perkins scores 36 in Charlottesville and Tar Heels knock off second-ranked Virginia, 101-95.

Feb. 10, 1983: Top-ranked Carolina trails No. 3 Virginia by 16 points in the second half and by 10 with 4:12 to play, but pulls out an improbable 64-63 win, one of the most memorable ever in Carmichael Auditorium. Jordan's offensive rebound basket pulls the Tar Heels to within a point, then Jordan strips Rick Carlisle of the ball and slams home the go-ahead basket.

Dec. 3, 1983: Second-ranked Carolina wins at Stanford, 88-75, to give Dean Smith his 500th victory.

Feb. 12, 1984: Joe Klein scores 20 as Eddie Sutton's Arkansas Razorbacks upset No. 1 Carolina, 66-65, in Pine Bluff, Ark. Jordan scores 21 in defeat.

March 3, 1984: Playing his final home game, Doherty hits a runner in the lane that ties the game at the end of regulation and the Tar Heels beat Duke in two overtimes, 96-83, to preserve a perfect 14-0 mark in the ACC. Jordan and Perkins, also playing in their Carmichael finales, score 25 apiece and Steve Hale has 13 assists.

March 22, 1984: Freshman guard Steve Alford scores 27 points to lead unranked Indiana to a 72-68 win over No. 1 Carolina in the NCAA second round in Atlanta. Perkins scores 26 in his final game as a Tar Heel and finishes his career first at UNC in rebounding and second in scoring. Jordan battles foul trouble and an injured finger, scoring 13 points in just 26 minutes before fouling out. The Hoosiers shoot 69 percent (11 for 16) in the second half and 65

NCAA CHAMPIONSHIPS	
School	Titles
UCLA	11
Kentucky	7
North Carolina	5
Indiana	5
Duke	4
Connecticut	3
Kansas	3
Cincinnati	2
Louisville	2
Michigan State	2
NC State	2
Oklahoma State	2
San Francisco	2
Florida	2

Heinz Klutmeier/SI



March 29, 1982: Freshman Michael Jordan hits this game-winning jump shot to lift UNC to a 63-62 win over Georgetown in the 1982 NCAA championship game in New Orleans.

percent for the game.

Dec. 27, 1985: Ranzino Smith and Kevin Madden both score 17 points to lead nine players in double figures as Carolina scores a school-record 129 points in 129-45 win over Manhattan in Miami.

Jan. 4, 1986: Brad Daugherty scores 28 points in 90-79 win over NC State in the final regular-season game played in Carmichael Auditorium. The Tar Heels conclude play there with a 169-20 record.

Jan. 18, 1986: Hale scores 28 and Daugherty adds 23 and 11 rebounds as No. 1 Carolina beats No. 3 Duke, 95-92, in first game played in the Smith Center.

TAR HEELS IN THE OLYMPIC GAMES	
Player/Coach	Team
Larry Brown	1964
Charles Scott	1968
Bobby Jones	1972
Walter Davis	1976
Phil Ford	1976
Bill Guthridge (Assistant Coach)	1976
Mitch Kupchak	1976
Tommy LaGarde	1976
Dean Smith (Head Coach)	1976
Al Wood	1980
Michael Jordan	1984, 1992
Sam Perkins	1984
J.R. Reid	1988
Henrik Rodl (Germany)	1992
Vince Carter	2000
Larry Brown (Assistant Coach)	2000
Larry Brown (Head Coach)	2004
Roy Williams (Assistant Coach)	2004

Note: With the exception of Rodl, all other UNC players and coaches have represented the United States.

Feb. 4, 1986: Daugherty's 22 points and Joe Wolf's 14 points and 13 rebounds lead No. 1 UNC past No. 2 Georgia Tech, 78-77, in overtime in Atlanta.

Feb. 20, 1986: Len Bias scores 35 points to lead Maryland to a 77-72 overtime win, UNC's first defeat in the Smith Center.

March 7, 1987: Joe Wolf scores 27 and Jeff Lebo nets 22 in 84-82, double-overtime win over Virginia in the ACC semifinals. The next day, sixth-seeded NC State goes 14 for 14 from the line and beats the top-seeded Tar Heels, 67-66, for the ACC title.

March 21, 1987: No. 2 ranked Carolina is upset by No. 10 Syracuse, 79-75, in the NCAA East Regional final. Rony Seikaly leads the Orange with 26 points. Kenny Smith has 25 points and seven assists in his final game as a Tar Heel.

Nov. 21, 1987: In a rematch of the previous year's regional final, Carolina beats No. 1 ranked Syracuse, 96-93, in overtime in the Hall of Fame Classic. Playing without a suspended J.R. Reid, the Tar Heels rally from an 11-point halftime deficit. Ranzino Smith (21), Lebo (20) and freshmen Rick Fox (15) and Pete Chilcutt (14) lead UNC.

March 19, 1988: Carolina shoots a school-record 79.0 percent from the floor (49 of 62) in 123-97 rout over Loyola Marymount in NCAA Tournament second round. Ranzino Smith makes 11 of 14 shots en route to 27 points. UNC has 36 assists on 49 baskets. Carolina has 26 turnovers, 20 more than Loyola, and wins by 26.

Nov. 18, 1988: Lebo sets school record with 17 assists in 111-84 win over Chattanooga in Preseason NIT.

CAROLINA BASKETBALL TIMELINE

Jan. 18, 1989: Playing without Lebo, who was injured in 106-83 loss at Virginia the previous game, UNC beats No. 1 and unbeaten Duke, 91-71, in Durham. **Scott Williams** scores 22 to lead the Tar Heels.

March 12, 1989: **Steve Bucknall's** three-point play with 1:46 left breaks a 66-all tie and Tournament MVP Reid leads with 14 points as UNC beats Duke, 77-74, in Atlanta to win Carolina's first ACC championship in seven years. The game is one of the most intense in ACC history. Carolina commits 26 turnovers, but holds Duke to 39 percent shooting, including 3 of 23 from three-point range.

Nov. 24, 1989: **King Rice's** bank shot at the buzzer beats James Madison, 80-79, in the first round of the Maui Invitational. Carolina rallies from a 79-70 deficit with less than a minute to play.

Dec. 27, 1989: Rice (22) and Fox (20) lead seven Tar Heels in double figures as UNC beats Kentucky, 121-110, in Louisville.

March 17, 1990: Fox banks in the game-winner as time expires and eighth-seeded Carolina beats No. 1 ranked and top-seed Oklahoma, 79-77, in the NCAA second round.

Jan. 9, 1991: **Hubert Davis** scores 25 in a 105-73 win over Maryland, Dean Smith's 700th win. He is the first ACC coach to win 700 games.

Feb. 7, 1991: Carolina beats NC State, 92-70, in Chapel Hill. The night before, the same teams play in Raleigh, a 97-91 Wolfpack win. The Feb. 7 game, which is also Carolina's 1500th victory, is re-scheduled from Jan. 15, 1991, because of the outbreak of the Gulf War.

March 10, 1991: Tournament MVP Fox scores 25, Davis adds 17 and Rice has seven assists and no turnovers as Carolina routs Duke, 96-74, in ACC championship game. Duke had won both regular-season games.

March 24, 1991: NCAA East Regional MVP Fox and Davis each score 19 points as Carolina holds off Mark Macon and Temple, 75-72, to advance to the Final Four for the first time since 1982. Macon scores 31 and narrowly misses a long three-pointer at the buzzer that would have sent the game to overtime.

March 30, 1991: Davis leads all scorers with 25 points, but Carolina shoots 38 percent for the game (3 of 18 from three-point range) and falls to Kansas, 79-73, in Indianapolis in the Final Four. The Jayhawks are coached by former UNC assistant **Roy Williams**.

Feb. 2, 1992: **Derrick Phelps** sets UNC record for steals with nine in 86-76 win at Georgia Tech.

Bob Donnan



Feb. 5, 1992: A bloodied **Eric Montross** and UNC beat No. 1-ranked Duke, 75-73.

Feb. 5, 1992: In a game most remembered for blood streaming down the back of **Eric Montross's** head, UNC beats defending NCAA champion and No. 1 Duke, 75-73, causing the students to rush the floor for the first time ever at the Smith Center.

Feb. 8, 1992: Carolina trails Wake Forest by 22 points but rallies for an 80-78 win on **Brian Reese's** buzzer-beating jumper. The Deacons led by 11 with 6:17 to play, before a 10-0 run by UNC. Davis led the Tar Heels with 30.

Dec. 29, 1992: Jalen Rose's offensive rebound basket at the buzzer gives No. 6 Michigan a 79-78 win over No. 5 Carolina in the semifinals of the Rainbow Classic in Honolulu. The teams would meet again later that season.

Jan. 27, 1993: Florida State leads by 17 at halftime and 73-54 with less than nine minutes to play. Carolina reels off 15 straight points, however, and takes the lead for good on a **George Lynch** steal and dunk with just under two minutes to play. **Donald Williams** seals the win at the free throw line as UNC outscores the Seminoles, 28-4, over the last nine minutes.

March 28, 1993: Cincinnati's Nick Van Exel scores 21 first-half points and the Bearcats lead Carolina by as many as 15 in the first half. Then **Derrick Phelps** clamps down on Van Exel and East Regional MVP Lynch scores 21 and grabs 14 rebounds in 75-68 overtime win to send Carolina to the Final Four. Lynch had 22 against Arkansas in the regional semifinal. Williams had 22 and 20 in the two regional games.

April 5, 1993: Final Four MVP Williams score 25 points for the second Final Four game in a row, Montross scores 16 and Lynch posts his fourth straight double-double as Carolina avenges earlier loss to Michigan with 77-71 victory. The win gives Dean Smith his second NCAA championship. Williams hits 5 of 7 three-pointers in both Final Four games, including a 78-68 win over Roy Williams-led Kansas in the semifinal.

Feb. 3, 1994: Carolina prevails, 89-78, in the first-ever meeting against Duke in which the schools are ranked 1-2 in the country. Second-ranked Tar Heels get 18 points, six assists and no turnovers from Phelps.

March 12, 1994: ACC Tournament classic as UNC erases five-point deficit late in regulation and beats Wake Forest, 86-84 in overtime. **Dante Calabria** send the game to overtime and **Jerry Stackhouse** wins it. It is Dean Smith's 800th win.

March 20, 1994: No. 1 Carolina is knocked out of the NCAA Tournament in the second round, 75-72, by Boston College.

Feb. 2, 1995: Stackhouse (25), **Rasheed Wallace** (25) and Williams (24) combined for 74 points as Carolina beats Duke, 102-100, in double overtime. Blue Devil guard Jeff Capel sends the game into second overtime with a halfcourt three-pointer, but a **Jeff McInnis** steal and basket provides the winning margin for UNC.

March 11-12, 1995: Wallace scores 33 in overtime win over Maryland in ACC semifinals, then sprains an ankle late in the championship game against Wake Forest. The Deacons, led by 37 points from Randolph Childress, beat Carolina, 82-80, in overtime.

March 25, 1995: No. 4 Carolina beats No. 2 Kentucky, 74-61, in Birmingham to advance to Final Four. Regional MVP Stackhouse has 18 points, 12 rebounds, six assists, two steals and two blocks. UNC falls to Arkansas in the Final Four, in part due to a leg injury Stackhouse suffers 12 seconds into the national semifinal.

Jan. 8, 1997: Carolina leads Maryland in Chapel Hill by 22, but the Terps outscore UNC, 41-9, to win 85-75. UNC would begin ACC play 0-3 and avoids an 0-4 start by outscoring NC State 12-0 in the final two minutes of a 59-56 win on Jan. 15.

Feb. 12, 1997: Ed Cota's baseline floater with 4.5 seconds to play gives Carolina a 45-44 win at NC State. It is the fewest points ever by Carolina in a Dean Smith victory.



Grant Halverson

Jan. 27, 1993: George Lynch dunks to give UNC the lead in a 19-point, second-half comeback win over Florida State.

March 8-9, 1997: ACC Tournament MVP Shammond Williams scores 24 in semifinals vs. Wake Forest and 23 in championship vs. NC State as Carolina wins ACC Tournament for 13th and final time under Dean Smith.

March 15, 1997: Carolina beats Colorado, 73-56, in NCAA Tournament second round in Winston-Salem. The news of the day is Dean Smith's 877th, breaking Adolph Rupp's all-time record for coaches.

March 23, 1997: Shammond Williams scores 22 and Vince Carter adds 18 as Carolina beats Louisville, 97-74, to send Dean Smith to his 11th Final Four. Smith would coach his final game, a 66-58 loss to Arizona, in Indianapolis on March 29, 1997.

Oct. 9, 1997: Dean Smith retires after 36 years as head coach. Bill Guthridge, Smith's assistant for 30 years, is named head coach. Guthridge leads UNC to a 34-4 record, ACC title and Final Four berth, and is named National Coach of the Year.

Feb. 5, 1998: Antawn Jamison, the 1998 National Player of the Year, scores 35 points as No. 2 Carolina beats No. 1 Duke, 97-73.

Feb. 8, 1998: Shammond Williams scores 42 in 107-100 double overtime win at Georgia Tech.

Feb. 11, 1998: Carolina wins its 1700th game, a 60-45 victory at Virginia.

March 8, 1998: Jamison shakes off a leg injury and earns ACC Tournament MVP honors with 22 points and 18 rebounds. The Tar

Heels score last 15 points in 83-68 win over top-ranked Duke in ACC Tournament championship. Carolina later advances to Final Four as the top-ranked team with a 75-64 win over Connecticut, but is upset by 7th-ranked Utah, 65-59.

March 19, 2000: Joseph Forte scores 17 points and Cota has 10 assists to lead No. 8 seed Carolina to a 60-53 win over top seed Stanford in the NCAA second round.

March 24-26, 2000: Wins over Tennessee and Tulsa send Guthridge to his second Final Four in three years as head coach. Freshman Forte scores 28 in 59-55 regional final win over Tulsa. Guthridge retires in June 2000 with a three-year record of 80-28.

Nov. 10-11, 2000: Carolina beats Winthrop, 66-61, in Matt Doherty's first game as head coach. The next night, Forte drops 38 on Tulsa to set the Smith Center scoring record.

Dec. 4/17, 2000: Brendan Haywood and Jason Capel post triple-doubles in wins over Miami and Buffalo, respectively.

Feb. 1, 2001: Haywood hits two free throws with one second to play to give UNC an 85-83 win at Duke. Forte is sensational with 24 points, 16 rebounds, six assists and three steals.

Jan. 9, 2002: Juan Dixon scores 29 as Maryland beats UNC, 112-79, the most points ever allowed by Carolina in a regulation game. The Tar Heels would finish the year 8-20, missing the NCAA Tournament for the first time since 1974.

Nov. 18, 2002: Rashad McCants scores 28 points in his freshman debut and starts with Raymond Felton and Sean May – the first time in history the Tar Heels start three freshmen – in 85-55 win over Penn State.

Nov. 27, 2002: McCants scores 25 as Tar Heels upset Roy Williams and No. 2 Kansas, 67-56, in Preseason NIT semifinals. UNC knocks off Stanford two nights later to win the title.

Feb. 8, 2003: Jawad Williams scores 20 in 61-60 win over Florida State, making UNC the first school with 500 ACC victories.

March 14, 2003: Three weeks after losing by 40 points at Maryland, Carolina upsets the Terps, 84-72, in ACC quarterfinals behind 25 points from Jawad Williams and 20 points, 10 assists from Felton.

Nov. 22, 2003: Carolina beats Old Dominion, 90-64, in Roy Williams' first game as head coach. Williams took over the program on April 14, 2003, two weeks after Doherty resigned. Doherty went 53-43 in three seasons.

Dec. 7, 2003: Felton sets a UNC record with 18 assists against George Mason.

Dec. 20, 2003: Wake Forest tops Carolina, 119-114 in triple overtime, in one of the ACC's most memorable regular-season games ever played.


Jan. 17, 2004: No. 9 Carolina beats No. 1 Connecticut, 86-83, as McCants scores 27, including UNC's final 10 points. His three-pointer with six seconds to play beats the Huskies, who later that year win the NCAA title.

March 6, 2005: Marvin Williams' three-point play with 17 seconds left gives Carolina a 75-73 win over Duke as the Tar Heels clinch first in the ACC regular-season standings outright for the first time since 1993. May has a game-high 26 points and 24 rebounds, the most ever by a player in the Smith Center.

March 27, 2005: May earns Syracuse Regional MVP honors with 29 points and 12 rebounds in an 88-82 win over Wisconsin that sends Roy Williams to the Final Four for the first time as UNC's head coach. McCants hits a go-ahead three-pointer late and blocks a Badger three-point attempt to preserve the win.

April 2, 2005: Senior captain Jawad Williams scores 20 points and the Tar Heels hold Michigan State to 29 percent shooting from the floor in the second half in an 87-71 UNC win in the national semifinals.

April 4, 2005: Marvin Williams tips in the game-winner with 1:17 to play, Final Four MVP Sean May has a game-high 26 points and Raymond Felton makes key plays down the stretch as No. 2 Carolina beats No. 1 Illinois, 75-70,



Feb. 2, 1995: Jerry Stackhouse (above) and Rasheed Wallace both score 25 points in a 102-100, double-overtime win at Duke.

CAROLINA BASKETBALL TIMELINE

to win UNC's fourth NCAA title and the first for Coach Roy Williams. Felton hits a three to break a 65-all tie, then adds a steal and three clutch free throws in the final minute. The Illini went 12 for 40 from three-point range.

June 28, 2005: Carolina becomes the first school to have four lottery selections in one NBA Draft as Marvin Williams (2), Felton (5), May (13) and McCants (14) go in the first 14 picks.

Feb. 15, 2006: Tyler Hansbrough scores an ACC-freshman-record 40 points in an 82-75 win over Georgia Tech in the Smith Center.

March 4, 2006: Carolina beats No. 1 Duke 83-76 on Senior Night in Durham. The Tar Heels' four freshmen (**Bobby Frasier, Marcus Ginyard, Danny Green** and Hansbrough) out-scored Duke's four seniors (including first-team All-Americans J.J. Redick and Shelden Williams), 55-51.

Dec. 9, 2006: Hansbrough scores 24 and Carolina routs High Point, 94-69, to give Roy Williams his 500th win as a college head coach. Williams reached the mark in his 19th season, faster than any coach in history.

March 11, 2007: Brandan Wright becomes the fifth freshman to win ACC Tournament MVP honors after leading UNC to its first ACC title since 1998. Wright had 20 points in the semifinal and 16 in the championship against NC State.

March 16, 2008: Wayne Ellington scores 24 points as Carolina wins its 17th ACC Tournament with an 86-81 win over Clemson.

March 23, 2008: Hansbrough breaks Christian Laettner's ACC record for career free throws against Arkansas in the NCAA Tournament second round in Raleigh, N.C. Hansbrough set the UNC record on Feb. 3 at Florida State.

March 29, 2008: Hansbrough has 28 points and 13 rebounds and is named East Regional MVP as UNC beats Louisville to reach its 17th NCAA Final Four.

Dec. 18, 2008: Hansbrough scores with 7:42 to play in the first half against Evansville for his 2,292nd point, breaking Phil Ford's UNC scoring record.

Feb. 28, 2009: Hansbrough makes his 906th career free throw in UNC's win over Georgia Tech, breaking Dickie Hemric's (Wake Forest) NCAA record, set in 1955. Hansbrough finishes his career with 982 made free throws.

March 19, 2009: Hansbrough sinks a free throw in the first half of the NCAA Tournament first round win over Radford, giving him 2,770 points and breaking J.J. Redick's (Duke) ACC scoring mark. He passed Larry Bird in the national semifinal win over Villanova and finished with 2,872 points, 12th in NCAA history.

March 29, 2009: Ty Lawson, the 2009 Bob Cousy Award winner, scores 21 points and earns South Regional MVP honors as No. 1 seed UNC beats No. 2 seed Oklahoma, 72-60, in Memphis, Tenn., to send the Tar Heels to their record 18th Final Four.

April 6, 2009: Final Four MVP Ellington scores 17 of his 19 points in the first half, Lawson has a game-high 21 points and sets a Final Four record with eight steals, and Hansbrough scores 18 points to cap his brilliant career as the Tar Heels beat Michigan State, 89-72, in Detroit to win the national championship. Ellington sets a Final Four record by making 8 of 10 three-pointers in the two games. Carolina leads the Spartans, 55-34, at the half, setting championship game records for most points in a first half and largest lead at the break.

March 2, 2010: Ginyard registers his first career double-double with 12 points and 12 assists as Carolina beats Miami, 69-62, to become the second school in NCAA history to win its 2,000th game.

April 1, 2010: Forward Deon Thompson plays in his NCAA record-setting 152nd career game as the Tar Heels fall to Dayton, 79-68, in Madison Square Garden in the NIT championship game.

March 12, 2011: Harrison Barnes scores 40 points, an ACC Tournament record for a freshman, to lead the Tar Heels to a 92-87 overtime win in the semifinals over Clemson. Carolina advanced to the title game despite trailing by 19 points in the second half in the quarterfinals against Miami and by 10 at halftime against the Tigers.

March 18, 2011: Tyler Zeller scores 32 points, John Henson has 28 points, 11 rebounds and six blocks and Barnes adds 24 points as UNC beats Long Island, 102-87, in the second round of the NCAA Tournament. Henson is the first Tar Heel to ever have at least 25 points, 10 rebounds and five blocks in an NCAA Tournament game.

March 20, 2011: Freshman point guard Kendall Marshall hands out 14 assists as Carolina beats Washington, 86-83, to advance to the Sweet 16. The 14 assists are the most ever by a Tar Heel in the NCAA Tournament.

Getty Images



March 4, 2006: Freshman Tyler Hansbrough and UNC beats Duke on Senior Night at Duke, the first of four consecutive road wins over the Blue Devils.

Getty Images



April 6, 2009: Wayne Ellington wins Final Four MOP honors after scoring 19 points in the title-game victory over Michigan State.



36 Seasons 879-254 (-776)

EDUCATION

B.A., Communications
Kansas '53

✓ Smith retired with more wins (879) than any other coach in NCAA Division I history, a total since surpassed by Bob Knight.

✓ In 36 years, Smith coached Carolina to 11 Final Fours, two national titles and 13 ACC Tournament Championships.

✓ More than 95 percent of Smith's lettermen graduated.

✓ From 1981 to 1989, Carolina was ranked in the final Top 10 of both the Associated Press and coaches' poll each year.

✓ Smith was named the second-best coach in college basketball history (behind John Wooden) by the NABC in 2000.

✓ Smith was inducted into the Naismith Memorial Basketball Hall of Fame in Springfield, Mass., in 1983. He was also inducted into the North Carolina Hall of Fame in 1981. In 2006, he was named to the inaugural class of the National Collegiate Basketball Hall of Fame (along with James Naismith, John Wooden, Oscar Robertson and Bill Russell). He was inducted into the FIBA Hall of Fame in 2007.

✓ Smith was voted ACC Coach of the Year eight times - in 1967, 1968, 1971, 1976, 1977, 1979, 1988 and 1993.

When ESPN's award-winning SportsCentury program selected the greatest coaches of the 20th Century, it came as no surprise that Carolina basketball coach Dean Smith was among the top seven of all-time. Smith joined other legends Red Auerbach, Bear Bryant, George Halas, Vince Lombardi, John McGraw and John Wooden as the preeminent coaches in sports history.

Smith's tenure as Carolina's basketball coach from 1960-97 is a record of remarkable achievement and consistency. In 36 seasons at UNC, Smith's teams had a record of 879-254. His teams won more games than those of any other Division I men's basketball college coach in history, a record broken in 2007 by Bob Knight and surpassed again in 2011 by Mike Krzyzewski.

- Smith coached Carolina to the 1982 and 1993 NCAA championships and the 1971 NIT title.

- Under Smith, the Tar Heels won at least 20 games for 27 straight years and 30 of his final 31. No coach in history has ever produced that many consecutive 20-win seasons.

- Carolina was ranked in the final Top 10 of both the Associated Press and coaches' polls each year from 1981-89. That nine-year run is the second-longest streak of Top 10 finishes in history, exceeded only by UCLA's 13-year string from 1967 to 1979.

- The Tar Heels were ranked among the nation's final Top 15 teams in 28 of his last 31 seasons, missing only in 1970, 1990 and 1996, and were among the Top 10 on 23 occasions during that period. Smith's teams finished the season ranked No. 1 in at least one of the two major polls four times (1982, 1984, 1993 and 1994).

- Smith's teams were also the dominant force in the ACC. The Tar Heels under Smith had a record of 364-136 in ACC regular-season play, a winning percentage of .728.

- The Tar Heels finished at least third in the ACC regular-season standings for 33 successive seasons. In that span, Carolina finished first 17 times, second 11 times and third five times.

- Smith's teams finished in the ACC upper division all but one time. That was in 1964, when Carolina was fifth and had its only losing record in ACC regular-season play under Smith at 6-8.

- Carolina won 13 ACC Tournaments under Smith.

- His teams played in 11 Final Fours.

- Smith's teams made 23 consecutive appearances in the NCAA Tournament.

- In his last 31 years, Smith led the Tar Heels into the NCAA Tournament 27 times.

- Carolina reached the Sweet 16 of NCAA play each season from 1981-93. That 13-year streak is the second-longest in Tournament history to a 14-year stretch by UCLA from 1967 to 1980.

The awards and accolades continue to be given to Smith, even after he stepped down as Carolina's head coach on October 9, 1997. Smith was named Sportsman of the Year by Sports Illustrated and received the Arthur Ashe Award for Courage at the ESPY Awards. He was inducted into the FIBA Hall of Fame in 2007.

He received the Naismith Good Sportsmanship Award in 2011. Upon the announcement of that honor, Duke's Mike Krzyzewski said, "Dean set the standard for basketball - and not just college basketball - that everyone is still trying to reach. He demanded that his teams play as one. And what he got in return from all these guys who played for him was the intense loyalty that they feel toward him. And that's something I've admired since I started coaching. It's really one of the great things in all of sport: that intense loyalty the Tar Heel players have for Coach Smith."

In 2006, he was named to the inaugural class of the National Collegiate Basketball Hall of Fame (along with James Naismith, John Wooden, Oscar Robertson and Bill

Russell).

Smith also became the first recipient of the Mentor Award for Lifetime Achievement, given by the University of North Carolina Committee on Teaching Awards for "a broader range of teaching beyond the classroom."

He's recognized throughout the sports world for his character, his innovations to the game and his ability to have established Carolina's program as one of the greatest in college basketball. Smith's players consistently produce on the floor, in the classroom and in life.

When Smith broke Rupp's record in 1997, his coaching peers had this to say:

John Wooden: "What's more impressive to me about Dean than the record is how good he is as a teacher of basketball. I've always said he's a better teacher of basketball than anyone else. I couldn't begin to teach players the things Dean has taught them. I've admired him because there's more to him than just wins."

Bob Knight: "Let me say some things that he won't say. He's going to say an awful lot about teams and that's the way it should be. But let me put it in perspective. His being able to do that and do it at a single institution, do it through all the years without ever having a problem with any kind of recruiting violation or probation, is a very singular accomplishment in college basketball. I think it's a great achievement, indicative of a guy who really knows how to coach and has decided from day one that things are going to be done the absolute right way. He's not going to tell you, but just take my word for it. That's a great, great accomplishment for a coach."

Roy Williams: "He has a basketball program, he doesn't have a team. And when you have a program, you're concerned about the kids' entire lives, their entire existence ... and what they're going to do after they leave you and what kind of effect you can have on them as they mature."

Perhaps his greatest form of praise on a worldwide level came when a group of his peers, including Hall of Fame coaches Henry Iba, Pete Newell and Auerbach, chose Smith to coach the U.S. Olympic basketball team in the 1976 Montreal Games. The Americans finished a controversial second to the Soviet Union at Munich in 1972. Smith was given the challenge of trying to develop a team to regain the gold medal against a group of improving international teams.

Smith molded a group of college all-stars into a cohesive unit during a few short weeks in that summer of 1976 and led them to the gold medal, sweeping through the Games undefeated and beating Yugoslavia in the championship game. Emphasizing a tough pressure defense and a fast-breaking, attacking style on offense, the Americans returned to the top of the international game.

Just as Smith used his talents to develop that 1976 all-star team into an Olympic champion, he has prepared a host of players for successful careers in the NBA.

"UNC is a plus-four school," Orlando Magic Vice President of Basketball Operations-Player Personnel John Gabriel said about Smith's teams, "meaning that if I rate a player as the 10th-best player in the NBA Draft, being a Tar Heel automatically jumps him to number six. The plus-four rating is based upon the success of former Tar Heels in the NBA."

During his last 31 seasons, since Smith's Tar Heels won their first ACC title in 1967, the Tar Heels had a record of 813-207, winning 79.7 percent of their games.

In 23 of those 31 seasons, Carolina won either the ACC regular-season, tournament or both. Most schools are happy just to win 20 games in a season. At Carolina, it became a habit. No school in the country won more total




DEAN SMITH


games in that 31-year period than Carolina. UCLA was second with 751. The Tar Heels also had the most wins over his last 20 seasons with 539, and over his last 10 years with 268.

For Smith and his players, the word “class” applied to the team’s exemplary sportsmanship on the court, to its excellent academic performance and to Smith’s belief that basketball involves many complexities that must be learned over the course of time — that coaching and playing the game is a classroom situation in its own right.

Smith’s teams have won championships at every level. There were NCAA titles in 1982 and 1993 and the NIT in 1971. His gold medal-winning team at the 1976 Summer Olympic Games makes Smith one of only three men in history to coach teams to an NCAA title, NIT championship and Olympic victory. The others are Pete Newell and Knight.

He was inducted into the Naismith Memorial Basketball Hall of Fame in Springfield, Mass., in 1983. He was also inducted into the North Carolina Sports Hall of Fame in 1981.

A key to Smith’s success was his ability to change Carolina’s style to fit his personnel. He favored an offense which used the fast break whenever possible and featured a quick passing attack. But, he was also comfortable in a more disciplined style of play. He liked to play multiple defenses to confuse opponents. However, his preference was a pressure, man-to-man to speed up the action.

Among Smith’s many innovations were the Four Corners offense, crediting the passer, the run-and-jump defense, the scramble defense out of man-to-man pressure, the point zone, team huddles at the foul line, double-teaming the screen-and-roll, the freelance passing game and multiple screens against zone defenses.

Born February 28, 1931, in Emporia, Kan., Dean Edwards Smith grew up as the son of public school teachers. He graduated from Topeka High School in 1949 and went to the University of Kansas on an academic scholarship. He played varsity basketball and baseball and freshman football for the Jayhawks. He was a member of Jayhawk basketball teams that won the NCAA title in 1952 and finished second in 1953.

Smith was an assistant coach at Kansas to Phog Allen and Dick Harp, then served in the U.S. Air Force as a lieutenant. While in the service, he played and coached basketball in Germany. Smith served for three years as an assistant basketball coach under Bob Spear, recognized by his peers as one of the outstanding coaches in the history of the game, and one year each as head baseball and head golf coach at the United States Air Force Academy. In 1958, the late Frank McGuire asked him to join his staff at Carolina as an assistant coach. Smith served as an assistant under McGuire for three years before McGuire resigned to become head coach of the NBA’s Philadelphia Warriors in the summer of 1961. At that time, Carolina Chancellor William Aycock tapped the 30-year-old Smith to become UNC’s head coach.

Smith shared his knowledge of the game with a talented group of assistants. Many of his assistants went on to head coaching jobs, including Larry Brown, Roy Williams, John Lotz, Kenny Rosemond, Eddie Fogler, Randy Wiel and Bill Guthridge.

Smith’s talents do not lie solely in tutoring quality college coaches, as is evidenced by the number of outstanding players who have gone on to professional careers after their days in Chapel Hill. In Smith’s 36-year tenure, more than 50 of

YEAR-BY-YEAR WITH DEAN SMITH AT NORTH CAROLINA

Year	Overall W-L	Pct.	ACC W-L	ACC Regular Season Finish	ACC Tournament Finish	National Polls Media Coaches	Post-Season Finish
1961-62	8-9	.471	7-7	Tied 4th	Quarterfinalist		
1962-63	15-6	.714	10-4	3rd	Semifinalist		
1963-64	12-12	.500	6-8	5th	Semifinalist		
1964-65	15-9	.625	10-4	Tied 2nd	Quarterfinalist		
1965-66	16-11	.593	8-6	Tied 3rd	Semifinalist		
1966-67	26-6	.813	12-2	1st	Champion	4th 3rd	NCAA 4th Place
1967-68	28-4	.875	12-2	1st	Champion	4th 4th	NCAA Finalist
1968-69	27-5	.844	12-2	1st	Champion	4th 2nd	NCAA 4th Place
1969-70	18-9	.667	9-5	Tied 2nd	Quarterfinalist		NIT Final 16
1970-71	26-6	.813	11-3	1st	Finalist	13th 13th	NIT Champion
1971-72	26-5	.839	9-3	1st	Champion	2nd 2nd	NCAA 3rd Place
1972-73	25-8	.758	8-4	2nd	Quarterfinalist	11th 12th	NIT 3rd Place
1973-74	22-6	.786	9-3	Tied 2nd	Semifinalist	12th 8th	NIT Final 16
1974-75	23-8	.742	8-4	Tied 2nd	Champion	9th 10th	NCAA Final 16
1975-76	25-4	.862	11-1	1st	Finalist	8th 6th	NCAA Final 32
1976-77	28-5	.848	9-3	1st	Champion	5th 3rd	NCAA Finalist
1977-78	23-8	.742	9-3	1st	Semifinalist	16th 10th	NCAA Final 32
1978-79	23-6	.793	9-3	Tied 1st	Champion	9th 3rd	NCAA Final 32
1979-80	21-8	.724	9-5	Tied 2nd	Semifinalist	15th 15th	NCAA Final 32
1980-81	29-8	.784	10-4	2nd	Champion	6th 6th	NCAA Finalist
1981-82	32-2	.941	12-2	Tied 1st	Champion	1st 1st	NCAA Champion
1982-83	28-8	.778	12-2	Tied 1st	Semifinalist	8th 8th	NCAA Final 8
1983-84	28-3	.903	14-0	1st	Semifinalist	1st 1st	NCAA Final 16
1984-85	27-9	.750	9-5	Tied 1st	Finalist	7th 7th	NCAA Final 8
1985-86	28-6	.824	10-4	3rd	Quarterfinalist	8th 8th	NCAA Final 16
1986-87	32-4	.889	14-0	1st	Finalist	2nd 3rd	NCAA Final 8
1987-88	27-7	.794	11-3	1st	Finalist	7th 8th	NCAA Final 8
1988-89	29-8	.784	9-5	Tied 2nd	Champion	5th 4th	NCAA Final 16
1989-90	21-13	.618	8-6	Tied 3rd	Quarterfinalist		NCAA Final 16
1990-91	29-6	.829	10-4	2nd	Champion	4th 4th	NCAA Final 4
1991-92	23-10	.697	9-7	3rd	Finalist	18th 12th	NCAA Final 16
1992-93	34-4	.895	14-2	1st	Finalist	4th 1st	NCAA Champion
1993-94	28-7	.800	11-5	2nd	Champion	1st 9th	NCAA Final 32
1994-95	28-6	.823	12-4	Tied 1st	Finalist	4th 3rd	NCAA Final 4
1995-96	21-11	.656	10-6	3rd	Quarterfinalist	25th 24th	NCAA Final 32
1996-97	28-7	.800	11-5	Tied 2nd	Champion	4th 4th	NCAA Final 4
36 Years	879-254	.776	364-136	(.728)	13 ACC titles		2 NCAA titles 11 Final Fours

his players went on to play pro basketball in the NBA or ABA and more played in other professional leagues both in the U.S. and overseas.

“Coach taught me the game, when to apply speed, how to use your quickness, when to use that first step, or how to apply certain skills in certain situations,” says Jordan. “Dean Smith gave me the knowledge to score 37 points a game and that’s something people don’t understand.”

Smith coached players who went on to become doctors, lawyers and businessmen. Better than 95 percent of his lettermen earned their degrees.

Hall of Famer Michael Jordan: “The camaraderie that he has with his players goes a long way. He’s taught a lot of us similar traits and we’ve accepted that and we’ve moved on as players and people. That’s something we treasure more so than maybe our basketball experience — the things that we learned away from the game.

“He’s like a second father to me. When I first left school I was unsure, nervous, scared, going into a situation I wasn’t really comfortable with and I didn’t know if I was ready for it. He calmed me down with a fatherly attitude, taking me under his wing and teaching me a lot of things about being an adult.”

Phil Ford: “My first impression of Coach Smith was honesty. He didn’t promise me playing time. In fact, he told me I might have to play on the junior varsity my first year. That kind of set me back. But my mom really liked that because she said, ‘Phil, if he’s not out here promising you that you will start, that means you go there and work hard and do the best that you can do, then he won’t be out promising your job to another high school player.’ And if you think about it, that made a lot of sense.”

Smith was the winningest coach in the history of the NCAA Tournament with 65 victories (currently second). In 36 ACC Tournaments, he had a coaching record of 58-23, a winning percentage of .716.

Smith, who played for the legendary Phog Allen at Kansas in the early 1950s, and Knight are the only two men to both play on and coach an NCAA championship team. Smith was a member of the Jayhawk squad that won college basketball’s top prize in 1952. He then coached the Tar Heels to national titles in 1982 and 1993.

After taking Carolina to the NCAA championship game in 1977, Smith was named National Coach of the Year by the NABC. He received similar honors from the U.S. Basketball Writers Association and Basketball Weekly in 1979 and from Medalist in 1982. He was named the Naismith National Coach of the Year in 1993 after leading the Tar Heels to the national crown.

In 1993, the Atlantic Coast Sportswriters Association named Smith the ACC Coach of the Year, an honor he received on seven previous occasions as well—1967, 1968, 1971, 1976, 1977, 1979 and 1988.



Carolina and the NCAA Tournament

- 42 appearances (No. 2 all-time)
- Five championships (tied No. 3 all-time)
- 18 Final Fours (No. 1 all-time)
- 105 wins (tied for No. 1 all-time)
- .724 winning percentage (No. 3 all-time)
- 145 games (No. 2 all-time)
- 13 times a No. 1 seed (No. 1 all-time)


Tar Heel fans stormed Franklin Street to celebrate the 2009 NCAA title



NATIONAL CHAMPIONSHIPS

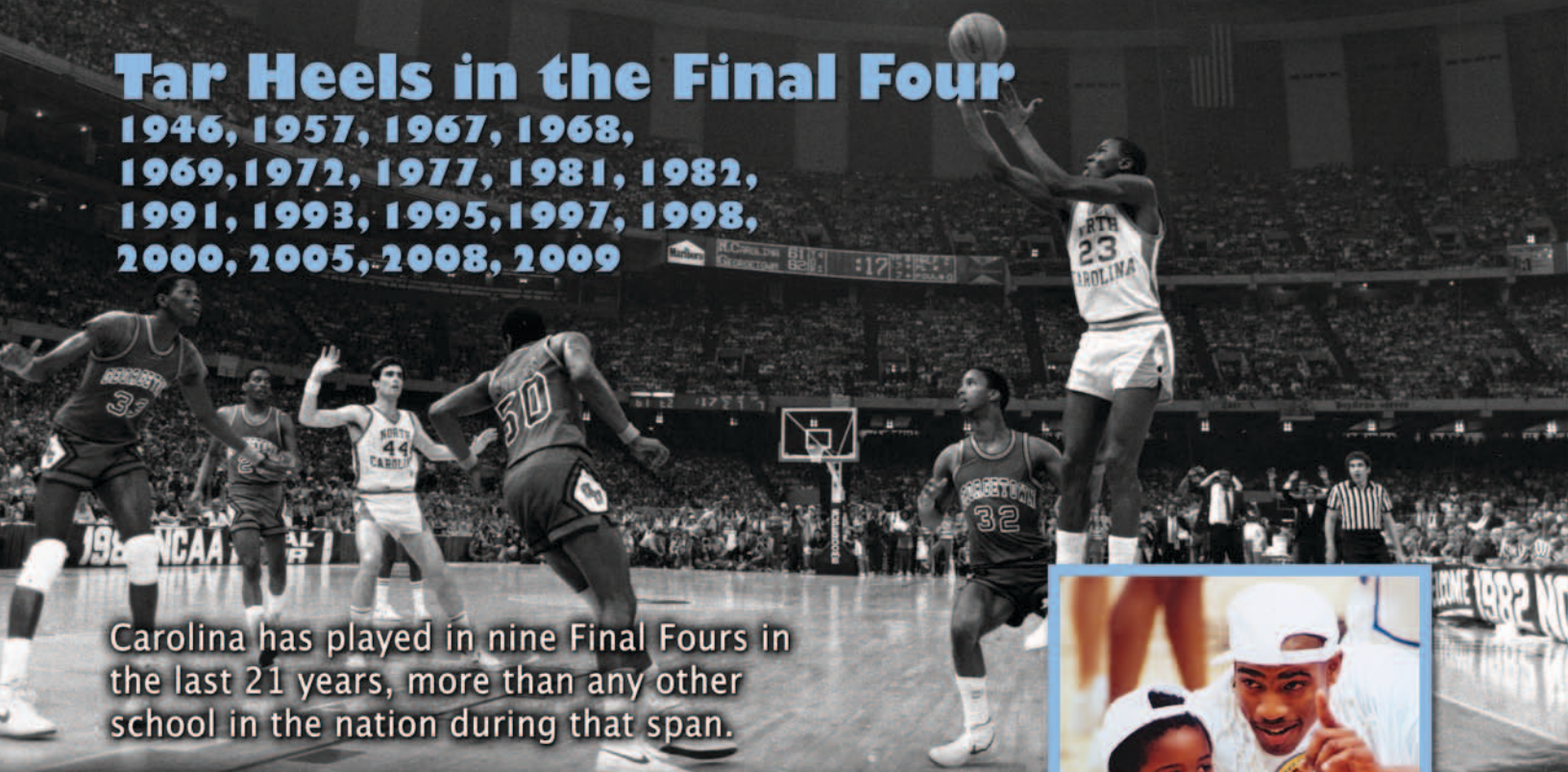


Carolina is one of only four schools – and the only one in the ACC – that has won five or more NCAA championships.



Tar Heels in the Final Four


1946, 1957, 1967, 1968,
1969, 1972, 1977, 1981, 1982,
1991, 1993, 1995, 1997, 1998,
2000, 2005, 2008, 2009



Carolina has played in nine Final Fours in the last 21 years, more than any other school in the nation during that span.



FINAL FOURS



All-Time Final Fours
North Carolina - 18
UCLA - 17
Duke - 15
Kentucky - 14
Kansas - 13

THE PERFECT SEASON



1946 UTAH • 1945 OKLAHOMA A. & M.
 1947 HOLY CROSS • 1948 KENTUCKY • 1949
 1951 KENTUCKY • 1952 KANSAS • 1953
 1955 SAN FRANCISCO • 1956 SAN FRAN
 1957 NORTH CAROLINA
 1958 OKLAHOMA A. & M. • 1959 HOLY CRO
 1960 KENTUCKY • 1961 COBY • 1962 KENTUCKY
 1963 LA SALLE • 1964 WISCONSIN
 1965 WISCONSIN
 1966 WISCONSIN
 1967 WISCONSIN
 1968 WISCONSIN
 1969 WISCONSIN
 1970 WISCONSIN
 1971 WISCONSIN
 1972 WISCONSIN
 1973 WISCONSIN
 1974 WISCONSIN
 1975 WISCONSIN
 1976 WISCONSIN
 1977 WISCONSIN
 1978 WISCONSIN
 1979 WISCONSIN
 1980 WISCONSIN
 1981 WISCONSIN
 1982 WISCONSIN
 1983 WISCONSIN
 1984 WISCONSIN
 1985 WISCONSIN
 1986 WISCONSIN
 1987 WISCONSIN
 1988 WISCONSIN
 1989 WISCONSIN
 1990 WISCONSIN
 1991 WISCONSIN
 1992 WISCONSIN
 1993 WISCONSIN
 1994 WISCONSIN
 1995 WISCONSIN
 1996 WISCONSIN
 1997 WISCONSIN
 1998 WISCONSIN
 1999 WISCONSIN
 2000 WISCONSIN
 2001 WISCONSIN
 2002 WISCONSIN
 2003 WISCONSIN
 2004 WISCONSIN
 2005 WISCONSIN
 2006 WISCONSIN
 2007 WISCONSIN
 2008 WISCONSIN
 2009 WISCONSIN
 2010 WISCONSIN
 2011 WISCONSIN
 2012 WISCONSIN

NATIONAL COLLEGIATE BASKETBALL CHAMPIONSHIP
 MUNICIPAL AUDITORIUM
 KANSAS CITY, MISSOURI
 MARCH 22, 23, 1957

WISCONSIN • 1948 STAMFORD • 1949
 OKLAHOMA A. & M. • 1946 OKLAHOMA A.
 1948 KENTUCKY • 1949 KENTUCKY • 1950
 1951 KANSAS • 1952 MISSOURI • 1953

50 CENTS


1957 NCAA CHAMPIONS
1956-57**Record: 32-0; H: 8-0, A: 8-0, N: 16-0****ACC 14-0, Regular-Season &****Tournament Champion****NCAA Champion****Coach: Frank McGuire**


D4 Furman	H	W	94-66
D8 Clemson	CHAR	W	94-75
D12 G. Washington (6/-)	NOR	W	82-55
D15 S. Carolina (6/-)	A	W*	90-86
D17 Maryland (6/-)	H	W	70-61
D20 NYU (3/-)	NYC	W	64-59
D21 Dartmouth (3/-)	BOS	W	89-61
D22 Holy Cross (3/-)	BOS	W	83-70
Dixie Classic			
D27 Utah (2/-)	RAL	W	97-76
D28 Duke (2/9)	RAL	W	87-71
D29 Wake Forest	RAL	W	63-55
J8 Wm. & Mary (2/-)	A	W	71-61
J11 Clemson (2/-)	H	W	86-54
J12 Virginia (2/-)	H	W	102-90
J15 NC State (2/-)	A	W	83-57
J30 W. Carolina (1/-)	A	W	77-59
F5 Maryland (1/-)	A	W**	65-61
F9 Duke (1/-)	H	W	75-73
F11 Virginia (1/-)	A	W	68-59
F13 Wake Forest (1/11)	H	W	72-69
F19 NC State (1/-)	H	W	86-57
F22 S. Carolina (1/-)	H	W	75-62
F26 Wake Forest (1/13)	A	W	69-64
M1 Duke (1/-)	A	W	86-72
ACC Tournament			
M7 Clemson (1/-)	RAL	W	81-61
M8 Wake Forest (1/20)	RAL	W	61-59
M9 S. Carolina (1/-)	RAL	W	95-75
NCAA East Regional			
M12 Yale (1/-)	NYC	W	90-74
M15 Canisius (1/20)	PHI	W	87-75
M16 Syracuse (1/-)	PHI	W	67-58
NCAA Final Four			
M22 Michigan St. (1/11)	KC	W***	74-70
M23 Kansas (1/2)	KC	W***	54-53


Monogram Winners: Pete Brennan, Bob Cunningham, Gehrman Holland, Tommy Kearns, Danny Lotz, Joe Quigg, Tony Radovich, Ken Rosemond, Lennie Rosenbluth, Roy Searcy, Bob Young

*indicates overtime period



JORDAN'S SHOT WINS SMITH'S FIRST TITLE




1982 NCAA CHAMPIONS
**1981-82****Record: 32-2; H: 9-1, A: 7-1, N: 16-0****ACC 12-2, Regular-Season &****Tournament Champion****NCAA Champion****Coach: Dean Smith**

N28 Kansas (1/-)	CHAR	W	74-67
N30 S. California (1/-)	GBO	W	73-62
D3 Tulsa (1/9)	H	W	78-70
D12 South Florida (1/-)	H	W	75-39
D19 Rutgers (1/-)	NYC	W	59-36
D26 Kentucky (1/2)	ERNJ	W	82-69

Cable Car Classic

D28 Penn State (1/-)	SC	W*	56-50
D29 Santa Clara (1/-)	A	W	76-57

J4 Wm. & Mary (1/-)	H	W	64-40
J6 Maryland (1/-)	A	W	66-50
J9 Virginia (1/2)	H	W	65-60
J13 NC State (1/12)	A	W	61-41
J16 Duke (1/-)	A	W	73-63
J21 Wake Forest (1/-)	H	L	48-55
J23 Ga. Tech (1/-)	A	W	66-54
J27 Clemson (2/-)	H	W	77-72
J30 NC State (2/17)	H	W	58-44
F3 Virginia (2/3)	A	L	58-74

North-South Doubleheader

F5 Furman (2/-)	CHAR	W	96-69
F6 The Citadel (2/-)	CHAR	W	67-46
F11 Maryland (2/-)	H	W	59-56
F14 Georgia (2/-)	GBO	W	66-57
F17 Wake Forest (2/14)	A-GBO	W	69-51
F20 Clemson (2/-)	A	W	55-49
F24 Ga. Tech (2/-)	H	W	77-54
F27 Duke (2/-)	H	W	84-66

ACC Tournament

M5 Ga. Tech (1/-)	GBO	W	55-39
M6 NC State (1/-)	GBO	W	58-46
M7 Virginia (1/3)	GBO	W	47-45

NCAA East Regional

M13 James Madison (1/-)	CHAR	W	52-50
M19 Alabama (1/13)	RAL	W	74-69
M21 Villanova (1/-)	RAL	W	70-60

NCAA Final Four

M27 Houston (1/-)	NO	W	68-63
M29 Georgetown (1/6)	NO	W	63-62

Monogram Winners: Jeb Barlow, Jimmy Black, Jim Braddock, John Brownlee, Chris Brust, Matt Doherty, Cecil Exum, Michael Jordan, Timo Makkonen, Warren Martin, Sam Perkins, Buzz Peterson, Lynwood Robinson, Dean Shaffer, James Worthy

*indicates overtime period



TAR HEELS WIN AGAIN IN THE BIG EASY




1993 NCAA CHAMPIONS
**1992-93**

Record: 34-4; H: 12-0 A: 10-2 N: 12-2
ACC 14-2, Regular-Season Champion;
NCAA Champion
Coach: Dean Smith

D1 Old Dominion (7/-) H W 119-82

Diet Pepsi Tournament Of Champions

D4 S. Carolina (7/-) CHAR W 108-67

D5 Texas (7/-) CHAR W 104-68

D9 Virginia Tech (5/-) ROA W 78-62

D13 Houston (5/-) H W 84-76

D20 Butler (5/-) A W 103-56

D22 Ohio State (5/-) A W 84-64

Rainbow Classic

D28 SW Louisiana a(5/-) HON W 80-59

D29 Michigan (5/6) HON L 78-79

D30 Hawaii (5/-) A W 101-84

J4 Cornell (5/-) H W 98-60

J7 NC State (6/-) A W 100-67

J9 Maryland (6/-) H W 101-73

J13 Ga. Tech (5/8) H W 80-67

J16 Clemson (5/-) A W 82-72

J20 Virginia (3/17) H W 80-58

J24 Seton Hall (3/10) A W 70-66

J27 Florida St. (3/19) H W 82-77

J30 Wake Forest (3/-) A L 62-88

F3 Duke (6/5) A L 67-81

F6 NC State (6/-) H W 104-58

F9 Maryland (6/-) A W 77-63

F14 Ga. Tech (6/-) A W 77-66

F17 Clemson (3/-) H W 80-67

F21 Virginia (3/23) A W 78-58

F23 Notre Dame (3/-) H W 85-56

F27 Florida St. (3/6) A W 86-76

M3 Wake Forest (1/14) H W 83-65

M7 Duke (1/6) H W 83-69

ACC Tournament

M12 Maryland (1/-) CHAR W 102-66

M13 Virginia (1/-) CHAR W 74-56

M14 Ga. Tech (1/-) CHAR L 75-77

NCAA East Regional

M18 E. Carolina (4/-) W-S W 85-65

M20 Rhode Island (4/-) W-S W 112-67

M26 Arkansas (4/12) ERNJ W 80-74

M28 Cincinnati (4/7) ERNJ W* 75-68

NCAA Final Four

A3 Kansas (4/9) NO W 78-68

A5 Michigan (4/3) NO W 77-71

Monogram Winners: Dante Calabria, Scott Cherry, Larry Davis, Ed Geth, George Lynch, Eric Montross, Derrick Phelps, Brian Reese, Henrik Rodl, Kevin Salvadori, Travis Stephenson, Pat Sullivan, Matt Wenstrom, Donald Williams

*indicates overtime period



MAY LEADS UNC TO WILLIAMS' FIRST TITLE



2005 NCAA CHAMPIONS

2004-05				
Record: 33-4; H: 15-0 A: 8-2 N: 10-2				
ACC 14-2, Regular-Season Champion;				
NCAA Champion				
Coach: Roy Williams				
N19 Santa Clara (4/-)	OAK	L		66-77
Maui Invitational				
N22 BYU (11/-)	MAUI	W		86-50
N23 Tennessee (11/-)	MAUI	W		94-81
N24 Iowa (11/-)	MAUI	W		106-92
N28 S. California (11/-)	H	W		97-65
ACC-Big Ten Challenge				
D1 Indiana (9/-)	A	W		70-63
D4 Kentucky (9/8)	H	W		91-78
D12 Loyola (8/-)	H	W		109-60
D19 Virginia Tech (5/-)	A	W		85-51
D21 Vermont (4/-)	H	W		93-65
D28 UNC Wilmington (9/-)	H	W		96-75
D30 Cleveland State (4/-)	H	W		107-64
J2 Wm. & Mary (4/-)	H	W		105-66
J8 Maryland (3/22)	H	W		109-75
J12 Georgia Tech (3/8)	H	W		91-69
J15 Wake Forest (3/4)	A	L		82-95
J19 Clemson (6/-)	A	W		77-58
J22 Miami (6/-)	H	W		87-67
J29 Virginia (3/-)	A	W		110-76
F3 NC State (2/-)	H	W		95-71
F6 Florida State (2/-)	A	W		81-60
F9 Duke (2/7)	A	L		70-71
F13 Connecticut (2/19)	HTF	W		77-70
F16 Virginia (4/-)	H	W		85-61
F19 Clemson (4/-)	H	W		88-56
F22 NC State (2/-)	A	W		81-71
F27 Maryland (2/-)	A	W		85-83
M3 Florida State (2/-)	H	W		91-76
M6 Duke (2/6)	H	W		75-73
ACC Tournament				
M11 Clemson (2/-)	DC	W		88-81
M12 Georgia Tech (2/-)	DC	L		75-78
NCAA East Regional				
M18 Oakland (2/-)	CHAR	W		96-68
M20 Iowa State (2/-)	CHAR	W		92-65
M25 Villanova (2/19)	SYR	W		67-66
M27 Wisconsin (2/20)	SYR	W		88-82
NCAA Final Four				
A2 Michigan St. (2/15)	STL	W		87-71
A4 Illinois (2/1)	STL	W		75-70
Monogram Winners: Charlie Everett, Raymond Felton, Brooks Foster, Damion Grant, Jesse Holley, C.J. Hooker, Jackie Manuel, Sean May, Rashad McCants, Wes Miller, David Noel, Byron Sanders, Melvin Scott, Reyshawn Terry, Quentin Thomas, Jawad Williams, Marvin Williams				



TAR HEELS WIN SECOND TITLE IN FIVE YEARS



2009 NCAA CHAMPIONS

2008-09

Record: 34-4; H: 14-1 A: 8-2 N: 12-1

**ACC 13-3, 1st Place;
NCAA Champion
Coach: Roy Williams**

N15 Penn (1/-)	H	W	86-71
N18 Kentucky (1/-)	H	W	77-58
N21 UC Santa Barbara (1/-)A	W		84-67

Maui Invitational

N24 Chaminade (1/-)	MAUI	W	115-70
N25 Oregon (1/-)	MAUI	W	98-69
N26 Notre Dame (1/8)	MAUI	W	102-87
N30 UNC Asheville (1/-)	H	W	116-48

ACC-Big Ten Challenge

D3 Michigan State (1/13)	DET	W	98-63
D13 Oral Roberts (1/-)	H	W	100-84
D18 Evansville (1/-)	H	W	91-73
D20 Valparaiso (1/-)	CHI	W	85-63
D28 Rutgers (1/-)	H	W	97-75
D31 Nevada (1/-)	A	W	84-61
J4 Boston College (1/-)	H	L	78-85
J7 Coll of Charleston (1/-)H	W		108-70
J11 Wake Forest (3/4)	A	L	89-92
J15 Virginia (5/-)	A	W	83-61
J17 Miami (5/-)	H	W	82-65
J21 Clemson (5/10)	H	W	94-70
J28 Florida State (5/-)	A	W	80-77
J31 NC State (5/-)	A	W	93-76
F3 Maryland (3/-)	H	W	108-91
F7 Virginia (3/-)	H	W	76-61
F11 Duke (3/6)	A	W	101-87
F15 Miami (3/-)	A	W	69-65
F18 NC State (3/-)	H	W	89-80
F21 Maryland (3/-)	A	L*	85-88
F28 Georgia Tech (4/-)	H	W	104-74
M4 Virginia Tech (2/-)	A	W	86-78
M8 Duke (2/7)	H	W	79-71

ACC Tournament

M13 Virginia Tech (1/-)	ATL	W	79-76
M14 Florida State (1/22)	ATL	L	70-73

NCAA South Regional

M19 Radford (2/-)	GBO	W	101-58
M21 LSU (2/21)	GBO	W	84-70
M27 Gonzaga (2/10)	MEM	W	98-77
M29 Oklahoma (2/8)	MEM	W	72-60

NCAA Final Four

A4 Villanova (2/11)	DET	W	83-69
A6 Michigan State (2/7)	DET	W	89-72

Monogram Winners: Marc Campbell, Mike Copeland, Ed Davis, Larry Drew II, Wayne Ellington, Bobby Frasor, Marcus Ginyard, Will Graves, Danny Green, Tyler Hansbrough, Ty Lawson, Patrick Moody, J.B. Tanner, Deon Thompson, Justin Watts, Jack Wooten, Tyler Zeller

*indicates overtime period



Allen Dean Steele/Daily Tar Heel 1982



**1982
NCAA
champions**

Elsa/Getty Images



**2005
NCAA
champions**

Getty Images



**2009
NCAA
champions**

NCAA TOURNAMENT RECORDS

ALL-TIME APPEARANCES

Team	No.
Kentucky	51
North Carolina	42
UCLA	42
Kansas	40
Louisville	37

ALL-TIME CONSECUTIVE APPEARANCES

Team	No.
North Carolina, 1975-2001	27
Kansas, 1990-present	22
Indiana, 1986-2003	18
Kentucky, 1992-2008	17
Duke, 1996-present	16

ALL-TIME TOURNAMENT GAMES

Team	No.
Kentucky	151
North Carolina	145
UCLA	130
Duke	127
Kansas	127

ALL-TIME TOURNAMENT WINS

Team	No.
North Carolina	105
Kentucky	105
UCLA	96
Duke	95
Kansas	88

TOURNAMENT WINNING PERCENTAGE

Team	Pct. (Record)
Duke	75.6 (96-31)
UCLA	73.1 (95-35)
North Carolina	72.4 (105-40)
Florida	70.7 (29-12)
Kentucky	69.5 (105-46)



**CAROLINA'S
NCAA TOURNAMENT SUCCESS**

NCAA Tournament Appearances (42)

1941, 1946, 1957, 1959, 1967, 1968, 1969, 1972, 1975, 1976, 1977, 1978, 1979, 1980, 1981, 1982, 1983, 1984, 1985, 1986, 1987, 1988, 1989, 1990, 1991, 1992, 1993, 1994, 1995, 1996, 1997, 1998, 1999, 2000, 2001, 2004, 2005, 2006, 2007, 2008, 2009, 2011

NCAA Championships (5)

1957, 1982, 1993, 2005, 2009

NCAA Championship Game Appearances (9)

1946, 1957, 1968, 1977, 1981, 1982, 1993, 2005, 2009

NCAA Final Four Appearances (18*)

1946, 1957, 1967, 1968, 1969, 1972, 1977, 1981, 1982, 1991, 1993, 1995, 1997, 1998, 2000, 2005, 2008, 2009

NCAA Regional Final Appearances (25)

1941, 1946, 1957, 1967, 1968, 1969, 1972, 1977, 1981, 1982, 1983, 1985, 1987, 1988, 1991, 1993, 1995, 1997, 1998, 2000, 2005, 2007, 2008, 2009, 2011

NCAA Sweet 16 Appearances (24*)

1975, 1977, 1981, 1982, 1983, 1984, 1985, 1986, 1987, 1988, 1989, 1990, 1991, 1992, 1993, 1995, 1997, 1998, 2000, 2005, 2007, 2008, 2009, 2011

*NCAA record

DECADES OF DOMINANCE



Jeffrey Camarati

FINAL FOURS

North Carolina	18
UCLA	17
Duke	15
Kentucky	14
Kansas	13



J.D. Lyon Jr.

**2008
Final Four**

Hugh Morton



The Tar Heels hoist the 1993 NCAA championship trophy.



Carolina reached its fourth Final Four in six years in 1972.

**MOST NO. 1 SEEDS
IN NCAA HISTORY**

◆ The 2008-09 season marked the 13th time Carolina was a No. 1 seed in the NCAA Tournament, the third year in a row and the fourth in five years.

◆ The Tar Heels have earned more No. 1 seeds than any team in NCAA Tournament history (Duke is second with 12).

◆ UNC's 13 No. 1 seeds have come in 1979, 1982, 1984, 1987, 1991, 1993, 1994, 1997, 1998, 2005, 2007, 2008 and 2009.

◆ The Tar Heels won the national championship as a No. 1 seed in 1982, 1993, 2005 and 2009, and also reached the Final Four as a No. 1 seed in 1991, 1997, 1998 and 2008.

◆ The 2008-09 season marked **Roy Williams's** ninth No. 1 seed in 23 years as a head coach, the second-most for any coach in history. Duke's Mike Krzyzewski is first with 12; UNC's Dean Smith is third with eight.

CAROLINA VS. OPPONENTS IN THE NCAA TOURNAMENT

Opponent	Record	Last Played	Opponent	Record	Last Played
Air Force	1-0	2004	Missouri	1-0	2000
Alabama-Birmingham	1-0	1986	Mount St. Mary's	1-0	2008
Alabama	2-1	1992	Murray State	2-0	2006
Arizona	0-2	1997	Navy	1-1	1998
Arkansas	2-2	2008	New Mexico State	1-0	1975
Auburn	1-0	1985	New Orleans	1-0	1996
Boston College	2-1	1994	New York	1-0	1946
California	1-0	1997	North Texas	1-0	1988
Canisius	1-0	1957	Northeastern	1-0	1991
Charlotte	1-0	1998	Notre Dame	3-0	1987
Cincinnati	1-0	1993	Oakland	1-0	2005
Colorado	1-0	1997	Ohio State	3-1	1992
Connecticut	1-0	1998	Oklahoma	2-0	2009
Dartmouth	0-1	1941	Oklahoma A&M	0-1	1946
Davidson	2-0	1969	Pennsylvania	2-1	1987
Dayton	0-1	1967	Penn State	0-1	2001
Drake	0-1	1969	Pittsburgh	1-1	1981
Dusquene	1-0	1969	Princeton	2-0	2001
East Carolina	1-0	1993	Purdue	1-1	1977
Eastern Kentucky	1-0	2007	Radford	1-0	2009
Eastern Michigan	1-0	1991	Rhode Island	1-0	1993
Fairfield	1-0	1997	San Francisco	0-1	1978
Florida	0-1	2000	South Carolina	1-0	1972
Florida State	0-1	1972	Southern	1-0	1989
George Mason	0-1	2006	Southern California (USC)	1-0	2007
Georgetown	2-1	2007	St. Bonaventure	1-0	1968
Georgia	0-1	1983	Southwest Missouri St.	1-0	1990
Gonzaga	1-0	2009	Stanford	1-0	2000
Houston	1-1	1992	Syracuse	1-2	1987
Illinois	1-0	2005	Temple	2-0	1991
Indiana	0-2	1984	Tennessee	1-0	2000
Iowa State	2-0	2005	Texas	0-1	2004
James Madison	2-0	1983	Texas A&M	0-1	1980
Kansas	2-2	2008	Texas Tech	0-1	1996
Kansas State	1-0	1981	Tulsa	1-0	2000
Kentucky	2-1	2011	UCLA	1-1	1989
Liberty	1-0	1994	UNLV	1-0	1977
Long Island	1-0	2011	Utah	2-1	1998
Louisiana State	1-0	2009	Villanova	4-1	2009
Louisville	3-1	2008	Virginia	1-0	1981
Loyola Marymount	1-0	1988	Washington	1-0	2011
Marquette	1-1	2011	Washington State	1-0	2008
Miami (Ohio)	1-0	1992	Weber State	0-1	1999
Michigan	3-1	1993	Wisconsin	1-0	2005
Michigan State	5-0	2009	Yale	1-0	1957
Middle Tennessee State	1-0	1985	Total	105-40	

HOW UNC PERFORMS (by seed)

Seed	W-L	Year(s)
1	47-9	1979, 1982, 1984, 1987, 1991, 1993, 1994, 1997, 1998, 2005, 2007, 2008, 2009
2	22-8	1981, 1983, 1985, 1988, 1989, 1995, 2001, 2011
3	3-4	1980, 1986, 1999, 2006
4	2-1	1992
6	2-2	1996, 2004
8	6-2	1990, 2000

UNC VS. SEEDS IN NCAA TOURNAMENT PLAY

Seed	W-L	Last Faced (opponent)
1	7-3	2008 (Kansas)
2	5-5	2009 (Michigan State)
3	6-5	2009 (Villanova)
4	6-5	2011 (Kentucky)
5	6-1	2007 (USC)
6	5-1	2005 (Wisconsin)
7	5-1	2011 (Washington)
8	5-1	2009 (LSU)
9	9-2	2008 (Arkansas)
10	4-0	1991 (Temple)
11	4-1	2011 (Marquette)
12	1-0	1991 (Eastern Michigan)
13	1-0	1992 (Miami of Ohio)
14	2-1	2006 (Murray State)
15	6-0	2011 (Long Island)
16	10-0	2009 (Radford)

UNC'S WON-LOSS RECORD AT NCAA TOURNAMENT SITES

Site	Record	Last
Atlanta, Ga.	3-2	1989
Austin, Texas	4-0	2000
Birmingham, Ala.	5-1	2000
Charlotte, N.C.	11-0	2011
Cincinnati, Ohio	2-0	1992
College Park, Md.	6-0	1977
Dallas, Texas	0-1	1990
Dayton, Ohio	1-2	2006
Denton, Texas	0-1	1980
Denver, Colo.	1-1	2004
Detroit, Mich.	2-0	2009
East Rutherford, N.J.	6-2	2007
El Paso, Texas	1-0	1981
Greensboro, N.C.	5-0	2009
Hartford, Conn.	2-0	1998
Houston, Texas	0-1	1986
Indianapolis, Ind.	0-3	2000
Kansas City, Mo.	2-0	1957
Landover, Md.	1-1	1994
Lexington, Ky.	0-2	1992
Los Angeles, Calif.	2-2	1972
Louisville, Ky.	0-4	1969
Madison, Wis.	0-2	1941
Memphis, Tenn.	2-0	2009
Morgantown, W.Va.	2-0	1972
Newark, N.J.	1-1	2011
New Orleans, La.	5-1	2001
New York, N.Y.	3-2	1959
Ogden, Utah	2-0	1986
Philadelphia, Pa.	3-1	1981
Providence, R.I.	1-1	1975
Raleigh, N.C.	7-1	2008
Richmond, Va.	1-1	1996
St. Louis, Mo.	2-0	2005
Salt Lake City, Utah	4-0	1988
San Antonio, Texas	0-2	2008
Seattle, Wash.	1-3	1999
South Bend, Ind.	2-0	1985
Syracuse, N.Y.	7-1	2005
Tallahassee, Fla.	2-0	1995
Tempe, Ariz.	0-1	1978
Winston Salem, N.C.	6-0	2007
Total	105-40	

Tom Copeland/Greensboro News & Record




NCAA TOURNAMENT RESULTS

Year	Date	Round	Opponent (Seeds-UNC/Opp.)	W/L	Score	Site	Arena
1941	March 21	East Semifinal	Pittsburgh	L	20-26	Madison, Wis.	Wisconsin Field House
1941	March 22	East Consolation	Dartmouth	L	59-60	Madison, Wis.	Wisconsin Field House
1946	March 21	East Semifinal	NYU	W	57-49	New York, N.Y.	Madison Square Garden
1946	March 23	FF- East Final	Ohio State	W (ot)	60-57	New York, N.Y.	Madison Square Garden
1946	March 26	FF- National Championship	Oklahoma A&M	L	40-43	New York, N.Y.	Madison Square Garden
1957	March 12	East First	Yale	W	90-74	New York, N.Y.	Madison Square Garden
1957	March 15	East Semifinal	Canisius	W	87-75	Philadelphia, Pa.	Palestra
1957	March 16	East Final	Syracuse	W	67-58	Philadelphia, Pa.	Palestra
1957	March 22	FF- National Semifinal	Michigan State	W (3ot)	74-70	Kansas City, Mo.	Municipal Auditorium
1957	March 23	FF- National Championship	Kansas	W (3ot)	54-53	Kansas City, Mo.	Municipal Auditorium
1959	March 10	East First Round	Navy	L	63-76	New York, N.Y.	Madison Square Garden
1967	March 17	East Semifinal	Princeton	W (ot)	78-70	College Park, Md.	Cole Field House
1967	March 18	East Final	Boston College	W	96-80	College Park, Md.	Cole Field House
1967	March 24	FF- National Semifinal	Dayton	L	62-76	Louisville, Ky.	Freedom Hall
1967	March 25	FF- National Consolation	Houston	L	62-84	Louisville, Ky.	Freedom Hall
1968	March 15	East Semifinal	St. Bonaventure	W	91-72	Raleigh, N.C.	Reynolds Coliseum
1968	March 16	East Final	Davidson	W	70-66	Raleigh, N.C.	Reynolds Coliseum
1968	March 22	FF- National Semifinal	Ohio State	W	80-66	Los Angeles, Calif.	Sports Arena
1968	March 23	FF- National Championship	UCLA	L	55-78	Los Angeles, Calif.	Sports Arena
1969	March 13	East Semifinal	Duquesne	W	79-78	College Park, Md.	Cole Field House
1969	March 15	East Final	Davidson	W	87-85	College Park, Md.	Cole Field House
1969	March 20	FF- National Semifinal	Purdue	L	65-92	Louisville, Ky.	Freedom Hall
1969	March 22	FF- National Consolation	Drake	L	84-104	Louisville, Ky.	Freedom Hall
1972	March 16	East Semifinal	South Carolina	W	92-69	Morgantown, W. Va.	WVU Coliseum
1972	March 18	East Final	Penn	W	73-59	Morgantown, W. Va.	WVU Coliseum
1972	March 23	FF- National Semifinal	Florida State	L	75-79	Los Angeles, Calif.	Sports Arena
1972	March 25	FF- National Consolation	Louisville	W	105-91	Los Angeles, Calif.	Sports Arena
1975	March 15	East First	New Mexico State	W	93-69	Charlotte, N.C.	Charlotte Coliseum
1975	March 20	East Semifinal	Syracuse	L	76-78	Providence, R.I.	Providence Civic Center
1975	March 22	East Consolation	Boston College	W	110-90	Providence, R.I.	Providence Civic Center
1976	March 13	Mideast First	Alabama	L	64-79	Dayton, Ohio	University of Dayton Arena
1977	March 12	East First	Purdue	W	69-66	Raleigh, N.C.	Reynolds Coliseum
1977	March 17	East Semifinal	Notre Dame	W	79-77	College Park, Md.	Cole Field House
1977	March 19	East Final	Kentucky	W	79-72	College Park, Md.	Cole Field House
1977	March 26	FF- National Semifinal	UNLV	W	84-83	Atlanta, Ga.	Omni
1977	March 28	FF- National Championship	Marquette	L	59-67	Atlanta, Ga.	Omni
1978	March 11	West Second	San Francisco	L	64-68	Tempe, Ariz.	University Activities Center
1979	March 11	East Second	Penn (1/9)	L	71-72	Raleigh, N.C.	Reynolds Coliseum
1980	March 9	Midwest Second	Texas A&M (3/6)	L (2ot)	61-78	Denton, Texas	NTSU Coliseum
1981	March 15	West Second	Pittsburgh (2/10)	W	74-57	El Paso, Texas	Special Events Center
1981	March 19	West Semifinal	Utah (2/3)	W	61-56	Salt Lake City, Utah	Special Events Center
1981	March 21	West Final	Kansas State (2/8)	W	82-68	Salt Lake City, Utah	Special Events Center
1981	March 28	FF- National Semifinal	Virginia (2/1)	W	78-65	Philadelphia, Pa.	Spectrum
1981	March 30	FF- National Championship	Indiana (2/3)	L	50-63	Philadelphia, Pa.	Spectrum
1982	March 13	East Second	James Madison (1/9)	W	52-50	Charlotte, N.C.	Charlotte Coliseum
1982	March 19	East Semifinal	Alabama (1/4)	W	74-69	Raleigh, N.C.	Reynolds Coliseum
1982	March 21	East Final	Villanova (1/3)	W	70-60	Raleigh, N.C.	Reynolds Coliseum
1982	March 27	FF- National Semifinal	Houston (1/6)	W	68-63	New Orleans, La.	Superdome
1982	March 29	FF- National Championship	Georgetown (1/1)	W	63-62	New Orleans, La.	Superdome
1983	March 19	East Second	James Madison (2/10)	W	68-49	Greensboro, N.C.	Greensboro Coliseum
1983	March 25	East Semifinal	Ohio State (2/3)	W	64-51	Syracuse, N.Y.	Carrier Dome
1983	March 27	East Final	Georgia (2/4)	L	77-82	Syracuse, N.Y.	Carrier Dome

NCAA TOURNAMENT RESULTS

Year	Date	Round	Opponent (Seeds-UNC/Opp.)	W/L	Score	Site	Arena
1984	March 17	East Second	Temple (1/8)	W	77-66	Charlotte, N.C.	Charlotte Coliseum
1984	March 22	East Semifinal	Indiana (1/4)	L	68-72	Atlanta, Ga.	Omni
1985	March 14	Southeast First	Middle Tennessee State (2/15)	W	76-57	South Bend, Ind.	Joyce Athletic Center
1985	March 16	Southeast Second	Notre Dame (2/7)	W	60-58	South Bend, Ind.	Joyce Athletic Center
1985	March 22	Southeast Semifinal	Auburn (2/11)	W	62-56	Birmingham, Ala.	Jefferson Coliseum
1985	March 24	Southeast Final	Villanova (2/8)	L	44-56	Birmingham, Ala.	Jefferson Coliseum
1986	March 13	West First	Utah (3/14)	W	84-72	Ogden, Utah	Dee Events Center
1986	March 15	West Second	Alabama-Birmingham (3/6)	W	77-59	Ogden, Utah	Dee Events Center
1986	March 20	West Semifinal	Louisville (3/2)	L	79-94	Houston, Texas	Summit
1987	March 12	East First	Penn (1/16)	W	113-82	Charlotte, N.C.	Charlotte Coliseum
1987	March 14	East Second	Michigan (1/9)	W	109-97	Charlotte, N.C.	Charlotte Coliseum
1987	March 19	East Semifinal	Notre Dame (1/5)	W	74-68	East Rutherford, N.J.	Meadowlands
1987	March 21	East Final	Syracuse (1/2)	L	75-79	East Rutherford, N.J.	Meadowlands
1988	March 17	West First	North Texas State (2/15)	W	83-65	Salt Lake City, Utah	Huntsman Center
1988	March 19	West Second	Loyola Marymount (2/10)	W	123-97	Salt Lake City, Utah	Huntsman Center
1988	March 25	West Semifinal	Michigan (2/3)	W	78-69	Seattle, Wash.	Kingdome
1988	March 27	West Final	Arizona (2/1)	L	52-70	Seattle, Wash.	Kingdome
1989	March 17	Southeast First	Southern (2/15)	W	93-79	Atlanta, Ga.	Omni
1989	March 19	Southeast Second	UCLA (2/7)	W	88-81	Atlanta, Ga.	Omni
1989	March 23	Southeast Semifinal	Michigan (2/3)	L	87-92	Lexington, Ky.	Rupp Arena
1990	March 15	Midwest First	SW Missouri State (8/9)	W	83-70	Austin, Texas	Erwin Center
1990	March 17	Midwest Second	Oklahoma (8/1)	W	79-77	Austin, Texas	Erwin Center
1990	March 22	Midwest Semifinal	Arkansas (8/4)	L	73-96	Dallas, Texas	Reunion Arena
1991	March 15	East First	Northeastern (1/16)	W	101-66	Syracuse, N.Y.	Carrier Dome
1991	March 17	East Second	Villanova (1/9)	W	84-69	Syracuse, N.Y.	Carrier Dome
1991	March 22	East Semifinal	Eastern Michigan (1/12)	W	93-67	East Rutherford, N.J.	Meadowlands
1991	March 24	East Final	Temple (1/10)	W	75-72	East Rutherford, N.J.	Meadowlands
1991	March 30	FF- National Semifinal	Kansas (1/3)	L	73-79	Indianapolis, Ind.	Hoosier Dome
1992	March 19	Southeast First	Miami (Ohio) (4/13)	W	68-63	Cincinnati, Ohio	Riverfront Coliseum
1992	March 21	Southeast Second	Alabama (4/5)	W	64-55	Cincinnati, Ohio	Riverfront Coliseum
1992	March 27	Southeast Semifinal	Ohio State (4/1)	L	73-80	Lexington, Ky.	Rupp Arena
1993	March 18	East First	East Carolina (1/16)	W	85-65	Winston-Salem, N.C.	Joel Coliseum
1993	March 20	East Second	Rhode Island (1/8)	W	112-67	Winston-Salem, N.C.	Joel Coliseum
1993	March 26	East Semifinal	Arkansas (1/4)	W	80-74	East Rutherford, N.J.	Meadowlands
1993	March 28	East Final	Cincinnati (1/2)	W (ot)	75-68	East Rutherford, N.J.	Meadowlands
1993	April 3	FF- National Semifinal	Kansas (1/2)	W	78-68	New Orleans, La.	Superdome
1993	April 5	FF- National Championship	Michigan (1/1)	W	77-71	New Orleans, La.	Superdome
1994	March 18	East First	Liberty (1/16)	W	71-51	Landover, Md.	US Air Arena
1994	March 20	East Second	Boston College (1/9)	L	72-75	Landover, Md.	US Air Arena
1995	March 17	Southeast First	Murray State (2/15)	W	80-70	Tallahassee, Fla.	Leon County Civic Center
1995	March 19	Southeast Second	Iowa State (2/7)	W	73-51	Tallahassee, Fla.	Leon County Civic Center
1995	March 23	Southeast Semifinal	Georgetown (2/6)	W	74-64	Birmingham, Ala.	Jefferson Civic Center
1995	March 25	Southeast Final	Kentucky (2/1)	W	74-61	Birmingham, Ala.	Jefferson Civic Center
1995	April 1	FF- National Semifinal	Arkansas (2/2)	L	68-75	Seattle, Wash.	Kingdome
1996	March 15	East First	New Orleans (6/11)	W	83-62	Richmond, Va.	Richmond Coliseum
1996	March 17	East Second	Texas Tech (6/3)	L	73-92	Richmond, Va.	Richmond Coliseum
1997	March 13	East First	Fairfield (1/16)	W	82-74	Winston-Salem, N.C.	Joel Coliseum
1997	March 15	East Second	Colorado (1/9)	W	73-56	Winston-Salem, N.C.	Joel Coliseum
1997	March 21	East Semifinal	California (1/5)	W	63-57	Syracuse, N.Y.	Carrier Dome
1997	March 23	East Final	Louisville (1/6)	W	97-74	Syracuse, N.Y.	Carrier Dome
1997	March 29	FF- National Semifinal	Arizona (1/4)	L	58-66	Indianapolis, Ind.	RCA Dome
1998	March 12	East First	Navy (1/16)	W	88-52	Hartford, Conn.	Hartford Civic Center
1998	March 14	East Second	UNC Charlotte (1/8)	W (ot)	93-83	Hartford, Conn.	Hartford Civic Center
1998	March 19	East Semifinal	Michigan State (1/4)	W	73-58	Greensboro, N.C.	Greensboro Coliseum
1998	March 21	East Final	Connecticut (1/2)	W	75-64	Greensboro, N.C.	Greensboro Coliseum
1998	March 28	FF- National Semifinal	Utah (1/2)	L	59-65	San Antonio, Texas	Alamodome
1999	March 11	West First	Weber State (3/14)	L	74-76	Seattle, Wash.	Key Arena

NCAA TOURNAMENT RESULTS

Year	Date	Round	Opponent (Seeds-UNC/Opp.)	W/L	Score	Site	Arena
2000	March 17	South First	Missouri (8/9)	W	84-70	Birmingham, Ala.	Jefferson Civic Center
2000	March 19	South Second	Stanford (8/1)	W	60-53	Birmingham, Ala.	Jefferson Civic Center
2000	March 24	South Semifinal	Tennessee (8/4)	W	74-69	Austin, Texas	Erwin Center
2000	March 26	South Final	Tulsa (8/7)	W	59-55	Austin, Texas	Erwin Center
2000	April 3	FF- National Semifinal	Florida (8/5)	L	59-71	Indianapolis, Ind.	RCA Dome
2001	March 16	South First	Princeton (2/15)	W	70-48	New Orleans, La.	Superdome
2001	March 18	South Second	Penn State (2/7)	L	74-82	New Orleans, La.	Superdome
2004	March 18	South First	Air Force (6/11)	W	63-52	Denver, Colo.	Pepsi Center
2004	March 20	South Second	Texas (6/3)	L	75-78	Denver, Colo.	Pepsi Center
2005	March 18	East First	Oakland (Mich.) (1/16)	W	96-68	Charlotte, N.C.	Charlotte Coliseum
2005	March 20	East Second	Iowa State (1/8)	W	92-65	Charlotte, N.C.	Charlotte Coliseum
2005	March 25	East Semifinal	Villanova (1/5)	W	67-66	Syracuse, N.Y.	Carrier Dome
2005	March 27	East Final	Wisconsin (1/6)	W	88-82	Syracuse, N.Y.	Carrier Dome
2005	April 2	FF- National Semifinal	Michigan State (1/5)	W	87-71	St. Louis, Mo.	Edward Jones Dome
2005	April 4	FF- National Championship	Illinois (1/1)	W	75-70	St. Louis, Mo.	Edward Jones Dome
2006	March 17	East First	Murray State (3/14)	W	69-65	Dayton, Ohio	University of Dayton Arena
2006	March 19	East Second	George Mason (3/11)	L	60-65	Dayton, Ohio	University of Dayton Arena
2007	March 15	East First	Eastern Kentucky (1/16)	W	86-65	Winston-Salem, N.C.	Joel Coliseum
2007	March 17	East Second	Michigan State (1/9)	W	81-67	Winston-Salem, N.C.	Joel Coliseum
2007	March 23	East Semifinal	Southern California (1/5)	W	74-64	East Rutherford, N.J.	Meadowlands
2007	March 25	East Final	Georgetown (1/2)	L (ot)	84-96	East Rutherford, N.J.	Meadowlands
2008	March 21	East First	Mount St. Mary's (1/16)	W	113-74	Raleigh, N.C.	RBC Center
2008	March 23	East Second	Arkansas (1/9)	W	108-77	Raleigh, N.C.	RBC Center
2008	March 27	East Semifinal	Washington State (1/4)	W	68-47	Charlotte, N.C.	Bobcats Arena
2008	March 29	East Final	Louisville (1/3)	W	83-73	Charlotte, N.C.	Bobcats Arena
2008	April 5	FF- National Semifinal	Kansas (1/1)	L	66-84	San Antonio, Texas	Alamodome
2009	March 19	South First	Radford (1/16)	W	101-58	Greensboro, N.C.	Greensboro Coliseum
2009	March 21	South Second	LSU (1/8)	W	84-70	Greensboro, N.C.	Greensboro Coliseum
2009	March 27	South Semifinal	Gonzaga (1/4)	W	98-77	Memphis, Tenn.	FedExForum
2009	March 29	South Final	Oklahoma (1/2)	W	72-60	Memphis, Tenn.	FedExForum
2009	April 4	FF- National Semifinal	Villanova (1/3)	W	83-69	Detroit, Mich.	Ford Field
2009	April 6	FF-National Championship	Michigan State (1/2)	W	89-72	Detroit, Mich.	Ford Field
2011	March 18	East Second	Long Island University (2/15)	W	102-87	Charlotte, N.C.	Time Warner Cable Arena
2011	March 20	East Third	Washington (2/7)	W	86-83	Charlotte, N.C.	Time Warner Cable Arena
2011	March 25	East Semifinal	Marquette (2/11)	W	81-63	Newark, N.J.	Prudential Center
2011	March 27	East Final	Kentucky (2/4)	L	69-76	Newark, N.J.	Prudential Center

Tom Copeland/Greensboro News & Record



Ed Cota (left) and Joseph Forte led No. 8 seed Carolina on a run to the 2000 Final Four.

J.D. Lyon Jr.



The Tar Heels beat Louisville in the 2008 East Regional final to reach their 17th Final Four.

Getty Images



Ed Davis dunks over Oklahoma on the way to the 2009 NCAA championship.

J.D. Lyon Jr.



Dexter Strickland dunks vs. Marquette in the 2011 Sweet 16.

Most Points

123 vs. Loyola Marymount, 1988 West 2nd
 113 vs. Pennsylvania, 1987 East 1st
 113 vs. Mount St. Mary's, 2008 East 1st

Fewest Points

20 vs. Pittsburgh, 1941 East Semifinal
 40 vs. Oklahoma A&M, 1946 NCAA Final

Most Points in a Half

65 vs. Loyola Marymount (1st), 1988 West 2nd
 62 vs. Rhode Island (2nd), 1993 East 2nd

Fewest Points in a Half

8 vs. Pittsburgh (2nd half), 1941 East Semifinal
 12 vs. Pittsburgh (1st half), 1941 East Semifinal

Largest Winning Margin

45 vs. Rhode Island (112-67), 1993 East 2nd
 43 vs. Radford (101-58), 2009 South 1st

Largest Margin in a Loss

27 vs. Purdue (65-92), 1969 NCAA Semifinal
 23 vs. UCLA (55-78), 1968 NCAA Final
 23 vs. Arkansas (73-96), 1990 Midwest Semifinal

Most Points, Both Teams Combined

220 – UNC 123, Loyola Marymount 97, 1988 West 2nd
 206 – UNC 109, Michigan 97, 1987 East 2nd

Fewest Points, Both Teams Combined

46 – Pittsburgh 26, UNC 20, 1941 East Semifinal
 83 – Oklahoma A&M 43, UNC 40, 1946 NCAA Final

Most Field Goals

49 vs. Loyola Marymount, 1988 West 2nd
 44 vs. Boston College, 1975 East 3rd Place
 44 vs. Arkansas, 2008 East 2nd

Fewest Field Goals

13 vs. Oklahoma A&M, 1946 NCAA Final
 17 vs. Syracuse, 1957 East Final

Most Field Goals Attempted

91 vs. Ohio State, 1946 East Final
 88 vs. Michigan State, 1957 NCAA Semifinal

Fewest Field Goals Attempted

38 vs. Kentucky, 1977 East Final
 38 vs. James Madison, 1982 East 2nd
 38 vs. James Madison, 1983 East 2nd

Highest Field Goal Percentage

79.0 vs. Loyola Marymount (49-62), 1988 West
 67.7 vs. Arkansas (44-65), 2008 East 2nd

Lowest Field Goal Percentage

25.3 vs. Ohio State (23-91), 1946 East Final
 28.2 vs. Houston (24-85), 1967 NCAA 3rd Place

Highest Field Goal Percentage in a Half

.790 vs. Loyola Marymount, 1st half (23-30), 1988 West 2nd
 .781 vs. Loyola Marymount, 2nd half (25-32), 1988 West 2nd

Lowest Field Goal Percentage in a Half

.244 vs. Houston, 1st half (10 of 41), 1967 NCAA 3rd Place
 .250 vs. Arkansas, 2nd half (6 of 24), 1995 NCAA Semifinal

Most Three-Point Field Goals Made

12 vs. Oakland, 2005 Syracuse 1st
 11 vs. Gonzaga, 2009 South Semifinal
 11 vs. Villanova, 2009 NCAA Semifinal

Fewest Three-Point Field Goals Made

0 vs. Alabama, 1992 Southeast 2nd
 1 vs. Notre Dame, 1987 East Semifinal

Most Three-Point Field Goal Attempts

30 vs. George Mason, 2006 East 2nd
 28 vs. Arkansas, 1995 NCAA Semifinal
 28 vs. Texas, 2004 South 2nd

Fewest Three-Point Field Goal Attempts

6 on three occasions, most recently vs. Liberty, 1994 East 1st
 7 on four occasions, most recently vs. Stanford, 2000 South 2nd

Highest Three-Point FG Percentage (min. 7 attempts)

71.4 vs. Kansas (5-7), 1993 NCAA Semifinal
 70.0 vs. Oklahoma (7-10), 1990 Midwest 2nd

Lowest Three-Point FG Percentage (min. 7 attempts)

12.5 vs. Ohio State (1-8), 1992 Southeast Semifinal
 13.0 vs. Utah (3-23), 1998 NCAA Semifinal

Most Free Throws Made

33 on four occasions, most recently vs. Pennsylvania, 1987 East 1st
 32 vs. Princeton, 1967 East Semifinal

Fewest Free Throws Made

2 vs. Utah, 1998 NCAA Semifinal
 4 on three occasions, most recently vs. George Mason, 2006 East 2nd

Most Free Throws Attempted

45 vs. Syracuse, 1957 East Final
 45 vs. Pennsylvania, 1987 East 1st
 44 vs. Louisville, 1972 NCAA 3rd Place

Fewest Free Throws Attempted

4 vs. George Mason, 2006 East 2nd
 6 vs. San Francisco, 1978 West 2nd

Highest Free Throw Percentage (min. 10 attempts)

93.8 vs. Oklahoma (15-16), 2009 South Final
 91.7 vs. Kentucky (33-36), 1977 East Final

Lowest Free Throw Percentage (min. 10 attempts)

48.3 vs. Ohio State (14-29), 1946 East Final
 52.2 vs. James Madison (12-23), 1982 East 2nd

Lowest Free Throw Percentage (min. 30 attempts)

59.5 vs. Iowa State (22-37), 1995 Southeast 2nd
 59.5 vs. Villanova (22-37), 2009 NCAA Semifinal

Most Rebounds

64 vs. Princeton, 1967 East Semifinal
 59 vs. Radford, 2009 South 1st

Fewest Rebounds

20 vs. James Madison, 1982 East 2nd
 21 vs. Notre Dame, 1987 East Semifinal

Largest Rebound Margin

26 vs. Mount St. Mary's (48-22), 2008 East 1st
 25 vs. Missouri (55-30), 2000 South 1st

Most Personal Fouls

36 vs. Texas A&M, 1980 Midwest 2nd
 27 on three occasions, most recently vs. Kansas, 1991 NCAA Semifinal

Fewest Personal Fouls

9 vs. Washington, 2011 East 3rd
 12 vs. San Francisco, 1978 West 1st
 12 vs. Louisville, 1997 East Final

Most Assists

36 vs. Boston College, 1975 East 3rd Place
 36 vs. Loyola Marymount, 1988 West 2nd
 30 vs. Pennsylvania, 1987 East 1st

Fewest Assists

4 vs. Texas A&M, 1980 Midwest 2nd
 7 vs. Dayton, 1967 NCAA Semifinal
 7 vs. Kansas, 2008 NCAA Semifinal

Most Turnovers

36 vs. Drake, 1969 NCAA 3rd Place
 30 vs. Louisville, 1972 NCAA 3rd Place

Bob Leverone



Deon Thompson and UNC scored 113 points vs. Mount St. Mary's in 2008.

Fewest Turnovers

2 vs. Fairfield, 1997 East 2nd
 7 on six occasions, most recently vs. Marquette, 2011 East Semifinal

Most Blocked Shots

11 vs. Georgetown, 1995 Southeast Semifinal
 10 on four occasions, most recently vs. Long Island, 2011 East 2nd

Fewest Blocked Shots

0 on five occasions, most recently vs. Michigan State, 2009 NCAA Final

Most Steals

16 vs. Alabama, 1976 Mideast 1st
 15 vs. New Mexico State, 1975 East 1st

Fewest Steals

1 vs. Loyola Marymount, 1988 West 2nd
 1 vs. Michigan State, 1998 East Semifinal

Most Overtimes Played

3 vs. Michigan State, 1957 NCAA Semifinal (UNC won, 74-70)
 3 vs. Kansas, 1957 NCAA Final (UNC won, 54-53)
 2 vs. Texas A&M, 1980 Midwest 2nd (Texas A&M won, 61-78)

Largest Halftime Lead

29 vs. Rhode Island, 1993 East 2nd (UNC led 50-21, won 112-67)
 26 vs. Oakland, 2005 East 1st (UNC led 59-33, won 96-68)

Largest Halftime Deficit

19 vs. Houston, 1967 NCAA 3rd Place (Houston led 23-42, won 62-84)
 17 vs. Kansas, 2008 NCAA Semifinal (KU led 27-44, won 66-84)

Largest Halftime Lead in a Carolina Loss

7 vs. George Mason, 2006 East 2nd (UNC led 27-20, GMU won 60-65)
 6 vs. Georgetown, 2007 East Final (UNC led 50-44, Georgetown won 84-96)

Largest Halftime Deficit in a Carolina Win

10 vs. Notre Dame, 1977 East Semifinal (ND led 30-40, UNC won 79-77)
 9 vs. Southern California, 2007 East Semi (USC led 33-42, UNC won 74-64)

NCAA TOURNAMENT INDIVIDUAL RECORDS

POINTS (30 OR MORE)

- 39 – Lennie Rosenbluth vs. Canisius, 1957 East Semifinal
 39 – Al Wood vs. Virginia, 1981 NCAA Semifinal
 36 – Mitch Kupchak vs. Boston College, 1975 East 3rd Place
 35 – Charles Scott vs. Drake, 1969 NCAA 3rd Place
 33 – Tyler Hansbrough vs. Michigan State, 2007 East 2nd
 32 – Charles Scott vs. Davidson, 1969 East Final
 32 – Shammond Williams vs. UNC Charlotte, 1998 East 2nd
 32 – Tyler Zeller vs. Long Island, 2011 East 2nd
 31 – George Glamack vs. Dartmouth, 1941 East Consolation
 31 – Bob Lewis vs. Boston College, 1967 East Final
 31 – Mike O’Koren vs. UNLV, 1977 NCAA Semifinal
 31 – J.R. Reid vs. Notre Dame, 1987 East Semifinal
 30 – Robert McAdoo vs. Louisville, 1972 NCAA 3rd Place

FIELD GOALS MADE

- 16 – Charles Scott vs. Drake, 1969 NCAA 3rd Place (16 of 26)
 15 – Lennie Rosenbluth vs. Canisius, 1957 East 1st (15 of 30)
 15 – J.R. Reid vs. Notre Dame, 1987 East Semifinal (15 of 18)
 14 on four occasions, most recently by Al Wood vs. Virginia, 1981 NCAA Semifinal (14 of 19)

FIELD GOAL ATTEMPTS

- 42 – Lennie Rosenbluth vs. Michigan State, 1957 NCAA Semifinal
 30 – Lennie Rosenbluth vs. Canisius, 1957 East 1st
 26 – Charles Scott vs. Drake, 1969 NCAA 3rd Place
 23 on four occasions, most recently by Rashad McCants vs. Texas, 2004 South 2nd

THREE-POINT FIELD GOALS MADE

- 6 – Shammond Williams vs. UNC Charlotte, 1998 East 2nd (6 of 9)
 5 on 10 occasions, most recently by Wayne Ellington vs. Villanova, 2009 NCAA Semifinal (5 of 7)

THREE-POINT FIELD GOAL ATTEMPTS

- 12 – Donald Williams vs. Arkansas, 1995 NCAA Semifinal
 12 – Ademola Okulaja vs. Weber State, 1999 West 1st
 12 – Rashad McCants vs. Texas, 2004 South 2nd
 11 – Kenny Smith vs. Syracuse, 1987 East Final
 10 on four occasions, most recently by Harrison Barnes vs. Long Island, 2011 East 2nd

HIGHEST THREE-POINT PERCENTAGE (MIN. 5 MADE)

- 1.000 – Hubert Davis vs. Eastern Michigan, 1991 East Semifinal (5 of 5)
 71.4 – Rick Fox vs. Oklahoma, 1990 Midwest 2nd (5 of 7)
 71.4 – Donald Williams vs. Kansas, 1993 NCAA Semifinal (5 of 7)
 71.4 – Donald Williams vs. Michigan, 1993 NCAA Final (5 of 7)
 71.4 – Wayne Ellington vs. Villanova, 2009 NCAA Semifinal (5 of 7)

FREE THROWS MADE

- 15 – Ty Lawson vs. Michigan State, 2009 NCAA Final (15 of 18)
 14 – Tommy Kearns vs. Syracuse, 1957 East Final (14 of 19)
 14 – Tyler Hansbrough vs. Georgetown, 2007 East Final (14 of 16)
 14 – Tyler Zeller vs. Long Island, 2011 East 2nd (14 of 19)
 13 – Tyler Hansbrough vs. Michigan State, 2007 East 2nd (13 of 17)
 13 – John Kuester vs. Kentucky, 1977 East Final (13 of 14)

FREE THROW ATTEMPTS

- 19 – Tommy Kearns vs. Syracuse, 1957 East Final
 19 – Tyler Zeller vs. Long Island, 2011 East 2nd
 18 – Ty Lawson vs. Michigan State, 2009 NCAA Final
 17 – Tyler Hansbrough vs. Michigan State, 2007 East 2nd
 17 – Ty Lawson vs. Villanova, 2009 NCAA Semifinal

HIGHEST FREE THROW PERCENTAGE (MIN. 10 MADE)

- 1.000 – Tyler Hansbrough vs. Radford, 2009 1st (12 of 12)
 1.000 – Hubert Davis vs. Miami (Ohio), 1992 Southeast 1st (11 of 11)
 1.000 – Phil Ford vs. Syracuse, 1975 East Semifinal (10 of 10)

REBOUNDS

- 19 – Lennie Rosenbluth vs. Yale, 1957 East 1st
 19 – Robert McAdoo vs. Louisville, 1972 NCAA 3rd Place
 18 – Rusty Clark vs. Boston College, 1967 East Semifinal
 18 – Mike O’Koren vs. Texas A&M, 1980 Midwest 2nd
 17 on four occasions, most recently by Sean May vs. Iowa State, 2005 East 2nd

ASSISTS

- 14 – Kendall Marshall vs. Washington, 2011 East 3rd
 12 – Kenny Smith vs. Notre Dame, 1987 East Semifinal
 11 – Kenny Smith vs. Pennsylvania, 1987 East 1st
 11 – Steve Bucknall vs. UCLA, 1989 Southeast 2nd
 11 – Jeff McInnis vs. New Orleans, 1996 East 1st
 10 on eight occasions, most recently by Kendall Marshall vs. Long Island, 2011 East 2nd

TURNOVERS

- 11 – Eddie Fogler vs. Drake, 1969 NCAA 3rd Place
 9 – Phil Ford vs. UNLV, 1977 NCAA Semifinal
 7 on 10 occasions, most recently by Ed Cota vs. Tulsa, 2000 South Final

BLOCKED SHOTS

- 6 – Warren Martin vs. Middle Tennessee State, 1985 Southeast 1st
 6 – Rasheed Wallace vs. Georgetown, 1995 Southeast Semifinal
 6 – John Henson vs. Long Island, 2011 East 2nd
 5 – Brandon Wright vs. Eastern Kentucky, 2007 East 1st
 5 – John Henson vs. Marquette, 2011 East Semifinal
 4 on 11 occasions, most recently by John Henson vs. Washington, 2011 East 3rd

STEALS

- 8 – Ty Lawson vs. Michigan State, 2009 NCAA Final
 6 – George Lynch vs. Cincinnati, 1993 East Final
 5 – Dave Hanners vs. Alabama, 1976 Mideast 1st
 4 on 14 occasions, most recently by Kendall Marshall vs. Kentucky, 2011 East Final



Kenny Smith posted two of the top three assist games in UNC's NCAA history.



Tyler Zeller scored 32 points and sank 14 free throws versus Long Island in the 2011 second round.



Ty Lawson had eight steals in the 2009 NCAA title game win over Michigan State.

J.D. Lyon Jr.

Jeffrey Camarati



✓ North Carolina has won 17 Atlantic Coast Conference Tournament championships and played in the championship game a record-tying 30 times.

✓ The Tar Heels have an 86-40 record and are second in most wins and titles in ACC Tournament history.

✓ Dean Smith won 13 Tournament titles, more than any other coach in history. Smith's teams were 58-23 and played in the championship game 21 times.

✓ The Tar Heels have been the No. 1 seed 23 times.

✓ Carolina is one of only two schools that have won three consecutive ACC regular-season titles and ACC Tournament championships. UNC accomplished that feat in 1967-68-69.

✓ Roy Williams is one of eight coaches to win back-to-back ACC Tournament titles (with Everett Case, Bones McKinney, Vic Bubas, Dean Smith, Norm Sloan, Dave Odom and Mike Krzyzewski).

✓ A Tar Heel has won the Most Valuable Player award 18 times. The MVPs include: Lennie Rosenbluth (1957), Larry Miller (1967, 1968), Charles Scott (1969), Lee Dedmon (1971), Robert McAdoo (1972), Phil Ford (1975), John Kuester (1977), Dudley Bradley (1979), Sam Perkins (1981), James Worthy (1982), J.R. Reid (1989), Rick Fox (1991), Jerry Stackhouse (1994), Shammond Williams (1997), Antawn Jamison (1998), Brandan Wright (2007) and Tyler Hansbrough (2008).

✓ Tyler Hansbrough earned first-team All-Tournament honors in 2009, making him the first Tar Heel and 13th player overall to earn first-team All-Tournament accolades in three seasons.

1957

Frank McGuire's eventual national champions ran the table in the regular season, winning all 14 games. That year marked the first time UNC reached the conference tournament final since the 1947 Southern Conference Tournament. The Tar Heels held off Wake Forest, 61-59, in the semifinal and defeated South Carolina by 20 to earn their first ACC championship. In the semifinal, Wake Forest took a one-point lead with less than a minute to play, but National Player of the Year Lennie Rosenbluth hit a hook shot from the circle and a free throw for a three-point play and the win.

Rosenbluth made 8 of 11 shots from the floor

CAROLINA'S ACC TOURNAMENT LEDGER

Record in:

First Round:	0-1
Quarterfinals:	39-12
Semifinals:	30-14
Championship:	17-13

Record as a:

#1 seed:	45-13
#2 seed:	24-8
#3 seed:	11-7
#4 seed:	4-5
#5 seed:	1-4
#7 seed:	1-2
#10 seed:	0-1

Record vs:

#1 seeds:	2-7
#2 seeds:	10-6
#3 seeds:	10-4
#4 seeds:	14-8
#5 seeds:	9-6
#6 seeds:	8-5
#7 seeds:	11-4
#8 seeds:	16-0
#9 seeds:	5-0
#10 seeds:	1-0

Record at:

Atlanta:	9-4
Charlotte:	21-7
Greensboro:	34-15
Landover:	6-2
Raleigh:	12-11
Tampa:	3-0
Washington, D.C.:	1-1
Overall Record:	86-40



Sally Sather

Carolina won the 1982 ACC title over Ralph Sampson and Virginia.

in the championship, scored 38 points and was named MVP.

1967

The Tournament moved to the Greensboro Coliseum for the first time and was the site of Dean Smith's first title. Fittingly, Carolina won the title by sweeping its in-state rivals, beating NC State by three points, Wake Forest by 10 and Duke by nine in

the title match. Larry Miller was selected MVP after scoring 25.7 points and grabbing 8.3 rebounds per game. Bob Lewis (18.0 points, 5.0 rebounds) joined Miller on the first-team all-tournament squad.

1968

The Tournament moved again in 1968 for the first year of a three-year stay in Charlotte. UNC's semifinal game against South Carolina was a fierce battle. The Gamecocks sent the

game into overtime with an 18-4 run to tie the score at 74. The Tar Heels came from behind in overtime and won on baskets by Grubar and Gerald Tuttle.

In the championship, Carolina led NC State by only five at the half, but the final tally was a lopsided 87-50 victory. Miller (25.3 points, 8.7 rebounds) became the second player ever (Len Chappell of Wake Forest) to repeat as MVP. Grubar (13.3 points, 4.7 rebounds) was also a first-team selection.

The 37-point margin of victory is the largest in championship game history.

1969

Carolina entered as the No. 1 seed for the third year in a row. Carolina's Charles Scott battled Wake's Charlie Davis in the semifinals. Davis won the first half, as the Deacons led 37-29 at intermission. Scott took over in the second stanza, enabling UNC to win, 80-72. Scott and Grubar led the Tar Heels with 23 points apiece.

Carolina and Duke squared off in the championship game. The Blue Devils led by nine at halftime and the Tar Heels lost Grubar to a first-

CAROLINA'S 17 ACC TOURNAMENT CHAMPIONSHIPS

Year	Tournament Site	Championship Game Result
1957	Raleigh, N.C.	North Carolina 95, South Carolina 75
1967	Greensboro, N.C.	North Carolina 82, Duke 73
1968	Charlotte, N.C.	North Carolina 87, N.C. State 50
1969	Charlotte, N.C.	North Carolina 85, Duke 74
1972	Greensboro, N.C.	North Carolina 73, Maryland 64
1975	Greensboro, N.C.	North Carolina 70, N.C. State 66
1977	Greensboro, N.C.	North Carolina 75, Virginia 69
1979	Greensboro, N.C.	North Carolina 71, Duke 63
1981	Landover, Md.	North Carolina 61, Maryland 60
1982	Greensboro, N.C.	North Carolina 47, Virginia 45
1989	Atlanta, Ga.	North Carolina 77, Duke 74
1991	Charlotte, N.C.	North Carolina 96, Duke 74
1994	Charlotte, N.C.	North Carolina 73, Virginia 66
1997	Greensboro, N.C.	North Carolina 64, N.C. State 54
1998	Greensboro, N.C.	North Carolina 83, Duke 68
2007	Tampa, Fla.	North Carolina 89, NC State 80
2008	Charlotte, N.C.	North Carolina 86, Clemson 81

CAROLINA IN THE ACC TOURNAMENT



Bob Demman

Wayne Ellington and the Tar Heels won back-to-back ACC championships in 2007 and 2008.

half knee injury. The second half featured one of the most memorable performances in ACC history as Scott scored 25 of his game-high 40 points on 12 of 13 shooting. Carolina won its third straight ACC title, 85-74, and Scott earned MVP honors.

1972

South Carolina's departure from the ACC left only seven teams, and Carolina received a bye into the semifinal against Duke. Four Tar Heels scored in double figures, led by Bobby Jones, who carded a double-double (14 points, 11 rebounds) as the Tar Heels won, 63-48.

Carolina was in the championship game for the fifth time in six years. Maryland was in the finals for the first time since 1958. Robert McAdoo (15 points, 7.5 rebounds per game) became the fifth Tar Heel in six years to earn the MVP award as Carolina held on for a 73-64 win. Dennis Wuycik (17.5 points, 5 rebounds) and George Karl (13 points, 2.5 rebounds) joined McAdoo on the all-tournament first team.

1975

The Tar Heels trailed Wake Forest in the quarterfinal by eight points with 50 seconds left. Freshman point guard Phil Ford (44 seconds to play), Mitch Kupchak (36 seconds), Walter Davis (30 seconds) and Brad Hoffman (two seconds) hit jump shots and the Deacs missed a pair of free throws to force overtime. In the extra session with the game tied at 96 Carolina took possession with 58 seconds to play. UNC went Four Corners and drew a technical against Wake Forest with 29 seconds to play for not forcing UNC to take action. Ford hit the free throw and another free throw six seconds later as Carolina triumphed, 101-100. Davis (31 points, 12 rebounds), Kupchak (16 points, 14 rebounds) and Ford (25 points) led the Tar Heels.

Clemson came back from 11 down at the half to force overtime in the semifinals. A tip-in by Kupchak gave Carolina an overtime lead it would not relinquish. Ford led UNC with 29, making 15 of 18 from the free throw line.

Ford was outstanding in the championship game against defending NCAA champion NC State. Carolina took the lead, 56-55, on a jumper by Davis with nine minutes left and then went into its delay offense. Ford hit two baskets in the next two and one-half minutes, and NC State did not score during a 5:18 stretch, leading to a 70-66 Tar Heel victory. Ford (26 points per game) was the MVP and was joined on the first-team by Kupchak (13.7 points, 13.7 rebounds). Davis netted 19 points and grabbed 7.7 rebounds over the three games.

1977

No. 1 seed Carolina met No. 7 Virginia in the finals in a rematch of the 1976 final won by the Cavaliers. Ford scored 19 points in the first half, but the Cavaliers led by one at the break. Virginia led 64-56 with 7:08 remaining, but over the next 5:03 the Tar Heels outscored the Wahoes, 15-1. Freshman Mike O'Koren and John Kuester led the final charge after Ford fouled out with 5:45 to play and Virginia still holding a 64-61 advantage. A layup by Bruce Buckley with 3:37 to play broke a 67-all tie and gave UNC the lead for good. Kuester's take-charge attitude and perfect free throw shooting earned him MVP honors after the Tar Heel title.

1979

Duke defeated UNC in the final game of the regular season to share the regular-season title, but the Tar Heels won the draw for the tournament's top seed and first-round bye. Carolina defeated Maryland, 102-79, in the semifinals, as

ACC TOURNAMENT SERIES RECORDS

Boston College	1-1
Clemson	15-1
Duke	8-12
Florida State	4-1
Georgia Tech	4-5
Maryland	12-3
Miami	1-0
NC State	11-4
South Carolina	4-2
Virginia	11-3
Virginia Tech	2-0
Wake Forest	13-8
Total	86-40

five Tar Heels scored in double figures. Al Wood led with 19 points on 8 of 10 shooting.

Carolina beat Duke in the finals, 71-63. Dudley Bradley scored 16 points with seven steals and four assists and earned MVP honors. O'Koren had 18 points and eight rebounds and was 10 for 11 from the free throw line. The Tar Heels turned the ball over just seven times and forced 14 Duke miscues. O'Koren and Dave Colescott, who averaged 15 and

12.5 points per game in the tournament, respectively, also were first-team selections.

1981

UNC beat Wake Forest, 58-57, in one semifinal as Mike Pepper nailed a 16-foot jumper with eight seconds to play. Sam Perkins scored 18 points and pulled down 15 rebounds and James Worthy added 12 points and 11 rebounds. The Deacons led 53-46 but Pepper and Perkins each hit two baskets. The second basket by Perkins gave UNC a 56-55 lead with 4:12 to play. Alvis Rogers hit an 11-foot jumper to give Wake the lead back with 1:30 to play, but Pepper hit the game-winner with eight seconds to go.

Carolina and Maryland met in the final in the Capital Centre in Landover, Md. The game was tied seven times in the second half, but the Tar Heels went ahead for good with 2:53 to play on a Jimmy Black steal and lay-up. Wood scored twice in the final two minutes to secure a 61-60 triumph.

Perkins (17.7 points, 8.3 rebounds) became just the second freshman ever, and first since Ford, to be named MVP. Worthy (13 points, 7.7 rebounds) joined Perkins as a first-team all-tournament selection.

1982

No. 1-ranked Carolina led No. 2 Virginia, 34-31, at halftime behind Worthy's 16 points. Michael Jordan scored four of the Tar Heels' first five field goals in the second half. His fourth straight field goal, with 8:44 to play, was Carolina's last of the game. Leading 44-43 with 7:34 remaining, Carolina spread the floor and held the ball. Virginia fouled six times over the next 7:06, finally putting Matt Doherty on the foul line for 1-and-1 with 28 seconds left. Doherty hit the first for a two-point edge. Virginia turned the ball over with three seconds to play. Doherty hit two free throws and Ralph Sampson had an uncontested dunk with one second left as Carolina prevailed, 47-45. The field goal by Sampson was the first by the Cavaliers since the 7:34 mark.

Worthy (13.3 points, 8 rebounds), Per-



Freshman and ACC Tournament MVP Phil Ford cuts the nets in Greensboro in 1975.

Sally Sather



Date	Site	Seeds (UNC-Opp.)	Opponent	W/L	Score	Round					
3/4/1954	RAL	5-4	NC State	L	51-52	Quarterfinals					
3/3/1955	RAL	5-4	Wake Forest	L	82-95	Quarterfinals					
3/1/1956	RAL	2-7	Virginia	W	81-77	Quarterfinals					
3/2/1956	RAL	2-3	Wake Forest	L	56-77	Semifinals					
3/7/1957	RAL	1-8	Clemson	W	81-61	Quarterfinals					
3/8/1957	RAL	1-4	Wake Forest	W	61-59	Semifinals					
3/9/1957	RAL	1-6	South Carolina	W	95-75	Championship					
3/6/1958	RAL	3-6	Clemson	W	63-51	Quarterfinals					
3/7/1958	RAL	3-2	NC State	W	64-58	Semifinals					
3/8/1958	RAL	3-4	Maryland	L	74-86	Championship					
3/5/1959	RAL	2-7	Clemson	W	93-69	Quarterfinals					
3/6/1959	RAL	2-3	Duke	W	74-71	Semifinals					
3/7/1959	RAL	2-1	NC State	L	56-80	Championship					
3/3/1960	RAL	1-8	Virginia	W	84-63	Quarterfinals					
3/4/1960	RAL	1-4	Duke	L	69-71	Semifinals					
3/1/1962	RAL	4-5	South Carolina	L	55-57	Quarterfinals					
2/28/1963	RAL	3-6	South Carolina	W	93-76	Quarterfinals					
3/1/1963	RAL	3-2	Wake Forest	L	55-56	Semifinals					
3/5/1964	RAL	5-4	South Carolina	W	80-63	Quarterfinals					
3/6/1964	RAL	5-1	Duke	L	49-65	Semifinals					
3/4/1965	RAL	4-5	Wake Forest	L	76-92	Quarterfinals					
3/3/1966	RAL	4-5	Maryland	W	77-70	Quarterfinals					
3/4/1966	RAL	4-1	Duke	L	20-21	Semifinals					
3/9/1967	GBO	1-8	NC State	W	56-53	Quarterfinals					
3/10/1967	GBO	1-5	Wake Forest	W	89-79	Semifinals					
3/11/1967	GBO	1-2	Duke	W	82-73	Championship					
3/7/1968	CH	1-8	Wake Forest	W	83-70	Quarterfinals					
3/8/1968	CH	1-4	South Carolina	W	82-79 (OT)	Semifinals					
3/9/1968	CH	1-3	NC State	W	87-50	Championship					
3/6/1969	CH	1-8	Clemson	W	94-70	Quarterfinals					
3/7/1969	CH	1-5	Wake Forest	W	80-72	Semifinals					
3/8/1969	CH	1-3	Duke	W	85-74	Championship					
3/5/1970	CH	2-7	Virginia	L	93-95	Quarterfinals					
3/11/1971	GBO	1-8	Clemson	W	76-41	Quarterfinals					
3/12/1971	GBO	1-5	Virginia	W	78-68	Semifinals					
3/13/1971	GBO	1-2	South Carolina	L	51-52	Championship					
3/10/1972	GBO	1-4	Duke	W	63-48	Semifinals					
3/11/1972	GBO	1-2	Maryland	W	73-64	Championship					
3/8/1973	GBO	2-7	Wake Forest	L	52-54 (OT)	Quarterfinals					
3/7/1974	GBO	3-6	Wake Forest	W	76-62	Quarterfinals					
3/8/1974	GBO	3-2	Maryland	L	85-105	Semifinals					
3/6/1975	GBO	2-7	Wake Forest	W	101-100 (OT)	Quarterfinals					
3/7/1975	GBO	2-3	Clemson	W	76-71 (OT)	Semifinals					
3/8/1975	GBO	2-4	NC State	W	70-66	Championship					
3/5/1976	CC	1-4	Clemson	W	82-74	Semifinals					
3/6/1976	CC	1-6	Virginia	L	62-67	Championship					
3/4/1977	GBO	1-5	NC State	W	70-56	Semifinals					
3/5/1977	GBO	1-7	Virginia	W	75-69	Championship					
3/2/1978	GBO	1-5	Wake Forest	L	77-82	Semifinals					
3/2/1979	GBO	1-4	Maryland	W	102-79	Semifinals					
3/3/1979	GBO	1-2	Duke	W	71-63	Championship					
2/28/1980	GBO	2-7	Wake Forest	W	75-62	Quarterfinals					
2/29/1980	GBO	2-6	Duke	L	61-75	Semifinals					
3/5/1981	CC	2-7	NC State	W	69-54	Quarterfinals					
3/6/1981	CC	2-3	Wake Forest	W	58-57	Semifinals					
3/7/1981	CC	2-4	Maryland	W	61-60	Championship					
3/5/1982	GBO	1-8	Georgia Tech	W	55-39	Quarterfinals					
3/6/1982	GBO	1-4	NC State	W	58-46	Semifinals					
3/7/1982	GBO	1-2	Virginia	W	47-45	Championship					
3/11/1983	OM	1-8	Clemson	W	105-79	Quarterfinals					
3/12/1983	OM	1-4	NC State	L	84-91 (OT)	Semifinals					
3/9/1984	GBO	1-8	Clemson	W	78-66	Quarterfinals					
3/10/1984	GBO	1-4	Duke	L	75-77	Semifinals					
3/8/1985	OM	2-7	Wake Forest	W	72-61 (OT)	Quarterfinals					
3/9/1985	OM	2-3	NC State	W	57-51	Semifinals					
3/10/1985	OM	2-1	Georgia Tech	L	54-57	Championship					
3/7/1986	GBO	3-6	Maryland	L	75-85	Quarterfinals					
3/6/1987	CC	1-8	Maryland	W	82-63	Quarterfinals					
3/7/1987	CC	1-4	Virginia	W	84-82 (2OT)	Semifinals					
3/8/1987	CC	1-6	NC State	L	67-68	Championship					
3/11/1988	GBO	1-8	Wake Forest	W	83-62	Quarterfinals					
3/12/1988	GBO	1-5	Maryland	W	74-64	Semifinals					
3/13/1988	GBO	1-3	Duke	L	61-65	Championship					
3/10/1989	OM	4-5	Georgia Tech	W	77-62	Quarterfinals					
3/11/1989	OM	4-8	Maryland	W	88-58	Semifinals					
3/12/1989	OM	4-2	Duke	W	77-74	Championship					
3/9/1990	CH	4-5	Virginia	L	85-92 (OT)	Quarterfinals					
3/8/1991	CH	2-7	Clemson	W	67-59	Quarterfinals					
3/9/1991	CH	2-6	Virginia	W	76-71	Semifinals					
3/10/1991	CH	2-1	Duke	W	96-74	Championship					
3/13/1992	CH	3-6	Wake Forest	W	80-65	Quarterfinals					
3/14/1992	CH	3-2	Florida State	W	80-76	Semifinals					
3/15/1992	CH	3-1	Duke	L	74-94	Championship					
3/12/1993	CH	1-8	Maryland	W	102-66	Quarterfinals					
3/13/1993	CH	1-5	Virginia	W	74-56	Semifinals					
3/14/1993	CH	1-6	Georgia Tech	L	75-77	Championship					
3/11/1994	CH	2-7	Florida State	W	83-69	Quarterfinals					
3/12/1994	CH	2-3	Wake Forest	W	86-84 (OT)	Semifinals					
3/13/1994	CH	2-4	Virginia	W	73-66	Championship					
3/10/1995	GBO	2-7	Clemson	W	78-62	Quarterfinals					
3/11/1995	GBO	2-3	Maryland	W	97-92 (OT)	Semifinals					
3/12/1995	GBO	2-1	Wake Forest	L	80-82 (OT)	Championship					
3/8/1996	GBO	3-6	Clemson	L	73-75	Quarterfinals					
3/7/1997	GBO	3-6	Virginia	W	78-68	Quarterfinals					
3/8/1997	GBO	3-2	Wake Forest	W	86-73	Semifinals					
3/9/1997	GBO	3-8	NC State	W	64-54	Championship					
3/6/1998	GBO	2-8	NC State	W	73-46	Quarterfinals					
3/7/1998	GBO	2-3	Maryland	W	83-73 (OT)	Semifinals					
3/8/1998	GBO	2-1	Duke	W	83-68	Championship					
3/5/1999	CH	3-6	Georgia Tech	W	78-49	Quarterfinals					
3/6/1999	CH	3-2	Maryland	W	86-79	Semifinals					
3/7/1999	CH	3-1	Duke	L	73-96	Championship					
3/10/2000	CH	4-5	Wake Forest	L	52-58	Quarterfinals					
3/9/2001	ATL	1-9	Clemson	W	99-81	Quarterfinals					
3/10/2001	ATL	1-5	Georgia Tech	W	70-63	Semifinals					
3/11/2001	ATL	1-2	Duke	L	53-79	Championship					
3/8/2002	CH	7-2	Duke	L	48-60	Quarterfinals					
3/14/2003	GBO	7-2	Maryland	W	84-72	Quarterfinals					
3/15/2003	GBO	7-3	Duke	L	63-75	Semifinals					
3/12/2004	GBO	5-4	Georgia Tech	L	82-83	Quarterfinals					
3/11/2005	DC	1-9	Clemson	W	88-81	Quarterfinals					
3/12/2005	DC	1-5	Georgia Tech	L	75-78	Semifinals					
3/10/2006	GBO	2-7	Virginia	W	79-67	Quarterfinals					
3/11/2006	GBO	2-3	Boston College	L	82-85	Semifinals					
3/9/2007	TAM	1-9	Florida State	W	73-58	Quarterfinals					
3/10/2007	TAM	1-4	Boston College	W	71-56	Semifinals					
3/11/2007	TAM	1-10	NC State	W	89-80	Championship					
3/14/2008	CHB	1-9	Florida State	W	82-70	Quarterfinals					
3/15/2008	CHB	1-4	Virginia Tech	W	68-66	Semifinals					
3/16/2008	CHB	1-3	Clemson	W	86-81	Championship					
3/13/2009	ATL	1-8	Virginia Tech	W	79-76	Quarterfinals					
3/14/2009	ATL	1-4	Florida State	L	70-73	Semifinals					
3/11/2010	GBO	10-7	Georgia Tech	L	58-62	First Round					
3/11/2011	GBO	1-9	Miami	W	61-59	Quarterfinals					
3/12/2011	GBO	1-4	Clemson	W	92-87 (OT)	Semifinals					
3/13/2011	GBO	1-2	Duke	L	58-75	Championship					

*UNC did not compete in the ACC Tournament in 1961

*UNC received Quarterfinal byes in 1972, '76, '77, '78, '79

Key to Sites: ATL=Omni/Georgia Dome (2001, 2009), Atlanta; CH=Charlotte Coliseum/Charlotte Bobcats Arena (2008), Charlotte, N.C.; DC=MCI Center, Washington, D.C.; GBO=Greensboro Coliseum, Greensboro, N.C.; MD= Capital Centre, Landover, Md.; RAL=Reynolds Coliseum, Raleigh, N.C.; TAM=St. Pete Times Forum, Tampa, Fla.

kings (9.7 points, 7.3 rebounds) and Jordan (11.7 points, 3 rebounds) were named to the first-team all-tournament team, and Worthy was named MVP.

1989

Carolina breezed to the championship game, recording a 15-point win over Georgia Tech and a 30-point rout of eighth-seeded Maryland, which had knocked off No. 1 seed NC State.

The 1989 ACC championship game was one of the most memorable and intense meetings ever between Carolina and Duke. Both teams

had won regular-season games on the other's home floor.

Stifling defense by both teams led to 44 turnovers, 26 of which the Tar Heels committed. J.R. Reid had 14 points and nine rebounds and Steve Bucknall had 10 points and five assists to lead UNC. The game was tied five times in the second half and Duke led just once, with 5:28 to play. Bucknall hit a driving basket and free throw with 1:46 remaining to break a 66-all tie. Bucknall and King Rice both went 4 for 4 from the line to clinch the win.

Reid (16.0 points, 8.0 rebounds per game)

won MVP honors. Senior point guard Jeff Lebo (10.7 points, 3.0 assists) joined him on the first-team.

1991

After hard-fought victories over Clemson and Virginia, the Tar Heels met a Duke team in the championship game that had swept the regular-season series from UNC. Carolina raced out to a 15-4 lead and thrashed Duke, 96-74. Fox made 10 of 16 field goal attempts for 25 points and Hubert Davis netted 17. Rice had 12 points and seven assists and did not commit a turnover. Fox

CAROLINA IN THE ACC TOURNAMENT

averaged 17.3 points and 9 rebounds over the three games and was named MVP. Davis averaged 13.7 points and hit nearly 64 percent from three-point range in the Tournament.

The win was the largest in the finals since Carolina beat NC State, 87-50, in 1968.

1994

Carolina faced Wake Forest in the semifinal in what proved to be one of the most exciting games in ACC Tournament history. Wake Forest led, 76-70, with 2:15 to play, but Derrick Phelps helped cut the deficit to three with 11 seconds left. Phelps then made the first of two free throws and rebounded his own miss on the second. He fed Dante Calabria who drove the lane and hit a twisting bank shot with three seconds remaining for a tie at 81.

Carolina led 84-81 in overtime, but a three-pointer by Rusty LaRue tied the game with 39 seconds left. UNC freshman Jerry Stackhouse, the Tournament's MVP, hit the game-winner on a baseline drive with five seconds to play. Wake Forest guard Randolph Childress, who scored 31 points, just missed a long three-pointer as the clock expired.

Stackhouse had 14 points and seven rebounds and Eric Montross added 12 points and nine rebounds to lead Carolina past Virginia, 73-66, in the title game.

1997

The Tar Heels lost their first three ACC regular-season games, but rallied to go 8-0 in the second half to finish tied for second place. Carolina then swept past Virginia, Wake Forest and NC State to claim its 14th Tournament title. Junior guard Shammond Williams earned MVP honors, averaging 20.0 points and 5.0 assists.

Antawn Jamison scored 24 points and grabbed 10 rebounds and point guard Ed Cota had 11 points and 10 assists in the 78-68 quarterfinal win over Virginia. Williams made eight of 11 shots, including four of seven three-pointers, in an 86-73 triumph over the Tim Duncan-led Demon Deacons in the semifinals.

In the championship game, Williams again led Carolina with 23 points, nine of which came on a trio of three-point baskets in a 2:02 span midway through the second half. Jamison added 17 points and a game-high 11 rebounds. Carolina shot 59.0 percent from the floor.

1998

Carolina repeated as Tournament champions for the first time since 1981-82 with victories over NC State, Maryland and Duke. Those wins avenged regular-season losses against the same three opponents. Jamison injured a muscle in the overtime win over the Terrapins in the semifinal, and was questionable for Sunday's championship game. However, Jamison was relentless against the Blue Devils, sparking UNC to a 15-point win over the nation's top-ranked team

CAROLINA'S ACC TOURNAMENT MATRIX											
Opp. Seed	#1	#2	#3	#4	#5	#6	#7	#8	#9	#10	Total
#1	—	4-3	3-1	10-4	7-2	1-3	1-0	13-0	5-0	1-0	45-13
UNC's #2	2-3	—	7-2	3-0	0-0	1-1	10-2	1-0	0-0	—	24-8
Seed #3	0-2	4-2	—	0-1	0-0	6-1	0-1	1-0	0-0	—	11-7
#4	0-1	1-0	0-0	—	2-4	0-0	0-0	1-0	0-0	—	4-5
#5	0-1	0-0	0-0	1-3	—	0-0	0-0	0-0	0-0	—	1-4
#7	—	1-1	0-1	—	—	—	—	—	—	—	1-2
#10	—	—	—	—	—	—	0-1	—	—	—	0-1
Overall Record											86-40

with a 22-point, 18-rebound effort that ranks as one of the finest in championship game history.

Jamison had 25 points in the opening round win over the Wolfpack. The Tar Heels trailed throughout much of the second half against Maryland, but rallied behind Shammond Williams to force overtime. Williams added 10 points in the extra stanza to lead Carolina to an 83-73 triumph.

Carolina's win over Duke in the championship game was UNC's sixth in title game matchups against the Blue Devils. The game was tied at 57 with less than 11 minutes to play, but the Tar Heels reeled off the next 13 points. Carolina finished the game shooting 54.4 percent from the floor, while Duke hit on just 32.8 percent of its field goal attempts. Williams and Vince Carter had 19 and 16 points, respectively.

2007

Carolina won its 16th ACC Tournament in 2007 in Tampa, Fla., with wins over Florida State, Boston College and NC State. Prior to 2007, the last time UNC had won both a share of the ACC regular season title and the ACC Tournament in the same season was 1982.

As the Tournament's top seed, Carolina beat No. 9 seed Florida State in the quarterfinals. Wayne Ellington scored 18 points to lead four double-figure scorers in the win over the Seminoles. Brandan Wright scored 20 points to lead the top-seeded Tar Heels to a 71-56 win over No. 4 seed Boston College in the semifinals.


All five Tar Heel starters scored in double figures as Carolina beat NC State, 89-80, in the final. Reyshawn Terry scored eight consecutive points in a late-game stretch to capture the win.

Wright was named MVP, becoming the fifth freshman and fourth Tar Heel freshman to do so. Wright joined UNC's Phil Ford (1978), Sam Perkins (1981) and Jerry Stackhouse (1994) and Duke's Jason Williams (2000) as those to accomplish the feat. Wright, Ellington and Ty Lawson made the All-ACC Tournament team, the first time three freshmen from the same team ever earned that honor.

2008

Carolina beat Florida State, Virginia Tech and Clemson to win the 2008 ACC title, its second in a row and an ACC-record 17th overall. The Tar Heels have won back-to-back ACC Tournament titles five times — 1967-68, 1968-69, 1981-82, 1997-98 and 2007-08.

Tyler Hansbrough, Wayne Ellington and Mar-



Vince Carter and Carolina won its second consecutive ACC title in 1998.



MVP Tyler Hansbrough celebrates his 2008 game-winner vs. Virginia Tech.

cus Ginyard were named to the ACC All-Tournament First Team.

Virginia Tech led most of the game in the semifinals. Ellington hit a pair of three-pointers late to tie the game before Hansbrough hit a baseline jump shot with 0.8 seconds left for a 68-66 win. Ellington made 10 of 13 shots from the floor and had 24 points in the championship game win over Clemson.

Hansbrough had 26 points and nine rebounds against the Hokies and 18 points and 11 rebounds in the finals to earn MVP honors.

Robert Crawford

Robert Crawford

1957 Season

The Tar Heels had to pull out numerous close games to preserve their perfect 32-0 record and NCAA title. Win No. 17 was a 65-61 triumph over Maryland in double overtime. Tommy Kearns' free throws provided the winning margin in the 18th consecutive win, 75-73, over Duke. The Tar Heels beat Wake Forest for the fourth time in that one year in the ACC Tournament semifinals. Carolina trailed with less than a minute left, but squeaked out a 61-59 win.

Those close games were nothing compared to the drama that unfolded in the Final Four in Kansas City. The Tar Heels won back-to-back triple overtime games against Michigan State and Kansas to capture UNC's first NCAA championship. Pete Brennan's jumper against Michigan State was a key play that extended the game into the second overtime. Joe Quigg's two free throws with six seconds remaining in the third overtime gave Carolina a 54-53 win over Kansas and Wilt Chamberlain in the final. In 1999, Sports Illustrated selected the 1957 NCAA title game as its second-favorite game of all-time.

**UNC 87, Davidson 85
March 15, 1969**

Charles Scott almost single-handedly carried the Tar Heels to victory in the NCAA East Regional final in College Park, Md. Scott connected on 10 of 14 field goal attempts in the second half. Davidson had the ball with 1:05 remaining and the score tied, 85-85, but Gerald Tuttle drew a charge for the Tar Heels. Scott hit a 20-footer with three seconds left and Carolina advanced to its third consecutive Final Four.

**UNC 73, Duke 71
January 19, 1974**

The Tar Heels defeated the Blue Devils on a last-second shot at Cameron Indoor Stadium. The Tar Heels rallied to tie the score and Duke had the ball at half-court with four seconds left. Bobby Jones stole the inbounds pass and hit an off-balance lay-up with one second left to give Carolina a 73-71 win.

**UNC 96, Duke 92 (OT)
March 2, 1974**

In one of the most famous comebacks in college basketball, the Tar Heels rallied from eight points down with 17 seconds remaining against Duke to force overtime. Trailing 86-78, Bobby Jones made both ends of a one-and-one with just 17 seconds left. John Kuester cut the deficit to four with 13 seconds to play with a lay-up after Duke threw away the inbounds pass. The Blue Devils again lost the inbounds pass and Jones cut the deficit to two on a put-back off an Ed Stahl miss. Six seconds remained. The Tar Heels fouled Pete Kramer with four seconds left, and he missed the front end of the one-and-one. Stahl grabbed the rebound and called a timeout with three ticks left. Mitch Kupchak in-bounded the ball to Walter Davis, who launched a 25-foot shot as time expired. The shot banked off the glass to tie the score at 86-86. Carmichael Au-



The UNC bench jumps for joy as Charles Scott hits the game-winner as time expires, giving the Tar Heels an 87-85 win over Davidson in the 1969 NCAA East Regional Final.

ditorium erupted and Carolina went on to win 96-92 in overtime.

**UNC 101, Wake Forest 100 (OT)
March 6, 1975**


Carolina trailed Wake Forest, 90-82, with 50 seconds remaining in the ACC quarterfinals. Phil Ford hit a 20-footer with 43 ticks left and Mitch Kupchak followed a Deacon turnover with a driving layup with 34 seconds to play. Wake Forest's inbounds pass grazed the scoreboard, turning the ball back to Carolina. Walter Davis scored to make it 90-88 with 29 seconds left. The Deacons failed to convert two one-and-one opportunities before Brad Hoffman drove the baseline and nailed a 12-footer to tie the game with two seconds left. The Tar Heels pulled out the 101-100 win in overtime and went on to capture the ACC title two days later.

**UNC 70, NC State 69
January 17, 1979**

Carolina charged out to a 40-19 halftime lead and led by 17 with 10:30 to play, but the Wolfpack got hot. Kenny Matthews hit a jumper with 32 seconds left that gave State a 69-68 lead. Dudley Bradley missed a jumper for the Tar Heels and State grabbed the rebound with 16 seconds left. Reynolds Coliseum celebrated. But Bradley stole the ball from Clyde Austin at mid-court and drove in for the game-winning dunk and a 70-69 triumph.

**UNC 63, Georgetown 62
March 29, 1982**

Michael Jordan hit a jumper from the left wing with 17 seconds to play to give Dean Smith his first national championship. Final Four MVP James Worthy had 28 points, but it



Dudley Bradley's steal and dunk in the final seconds gave the Tar Heels a 70-69 win at NC State on January 17, 1979.

Sally Sather

FANTASTIC FINISHES

was the freshman Jordan who took a pass from Jimmy Black and made the game-winning shot. Worthy stole an errant pass from Hoya forward Fred Brown in the final seconds to clinch the title.

UNC 70, Tulane 68 (3 OT) November 30, 1982

John Williams made two free throws with eight seconds to play to give Tulane a 53-51 edge. Michael Jordan was whistled for an offensive foul with four seconds remaining, and it appeared the Tar Heels would start a season with three successive losses for the first time since 1928-29. However, Jordan stole the inbounds pass and hit a 24-foot prayer at the buzzer to tie the game. Carolina prevailed, 70-68, in triple overtime.

UNC 64, Virginia 63 February 10, 1983

Carolina trailed second-ranked Virginia by 16 points in the second half and was down 63-53 with 4:12 remaining. Jimmy Braddock hit a three-pointer and Matt Doherty and Sam Perkins each converted one-and-ones to close the gap to 63-60 with 2:54 remaining. Virginia held the ball and Perkins was forced to foul Ralph Sampson with 1:20 left. The All-America center missed the front end of his one-and-one. Braddock missed a three-pointer, but Michael Jordan was there to put in the rebound. As Rick Carlisle dribbled up-court, Jordan stole the ball and slammed it home for a 64-63 Tar Heel lead. Carlisle missed a last-second shot and Jordan grabbed the rebound in front of a delirious Carmichael crowd.

UNC 75, Maryland 74 January 9, 1985

Lefty Driesell's Maryland Terrapins seemed poised to knock off Carolina at Carmichael Auditorium. The Terps led 72-69 with 23 seconds left and Keith Gatlin on the line for a one-and-one. The 83 percent foul shooter missed the front end and UNC's Kenny Smith sank a jump shot with 16 seconds left. Adrian Branch, a 78 percent free-throw shooter, also missed. Dave Popson provided the winning points with a high-arching jumper with nine seconds to play. Curtis Hunter's steal and free throws secured the win.

UNC 60, Notre Dame 58 March 16, 1985

In the second round of the NCAA Tournament, the higher-seeded Tar Heels had to play at Notre Dame. Tied at 58 with 1:38 left, the Irish held for the last shot. Irish point guard David Rivers lost control of the ball, enabling Curtis Hunter to scoop it up and make a lead pass to Kenny Smith. Smith slammed it home, then



Walter Davis (No. 24) capped a furious, eight-point comeback in the final 17 seconds of regulation with this 25-foot shot at the buzzer on March 2, 1974. Carolina went on to defeat Duke, 96-92, in overtime.

stole the inbounds pass to seal the win.

UNC 96, Syracuse 93 (OT) November 21, 1987

Undermanned Carolina faced top-ranked Syracuse in the Hall of Fame Tip-Off Classic and the Orange led by 14 with 15:39 to play. Carolina stormed back and sent the game into overtime when freshman Pete Chilcutt hit a turnaround jumper at the horn to tie the game at 85.

UNC 80, James Madison 79 November 24, 1989

The Tar Heels trailed Lefty Driesell's Dukes, 79-70, with less than a minute to play in the Maui Classic. An offensive rebound basket by Rick Fox and a steal and three-pointer by Hubert Davis cut the deficit to four with 48 seconds to play. Pete Chilcutt hit a three to pull within one with 10 ticks remaining. The Tar Heels had one last chance after a JMU player stepped out of bounds and King Rice tossed an off-balance runner from the top of the key that banked in at the buzzer.

UNC 79, Oklahoma 77 March 17, 1990

The Tar Heels trailed No. 1 ranked Oklahoma, 74-73, with 55 seconds to play when Rick Fox nailed a three-pointer from 25 feet away. The Sooners answered with a conventional three-point play and led, 77-76, but King Rice was fouled with 10 seconds left. Rice hit the first shot, but missed the second. The rebound went out-of-bounds to Carolina with eight seconds to

play. Fox hit a driving bank shot off the glass as time expired that gave the Tar Heels a 79-77 win and a 10th consecutive trip to the Sweet 16.

UNC 80, Wake Forest 78 February 8, 1992

Just three days after knocking off No. 1 Duke, Carolina rallied from 22 points behind to defeat Wake Forest, 80-78, on Brian Reese's jumper at the buzzer. The comeback was the largest in Tar Heel history. UNC trailed by 20 with 14:49 to play and by 11 with 6:17 to go before a 10-0 run cut the Deacs lead to 75-74. Pat Sullivan tied the game at 78 with a pair of free throws with 38 seconds left. Reese set up the final possession with a steal with 16 seconds to go. He drove the lane and missed, but grabbed his own rebound and launched a 12-footer at the buzzer for the win.

UNC 82, Florida State 77 January 27, 1993

The Seminoles jumped out to a 45-28 advantage at the half and later extended the lead to as many as 21 points. Carolina trailed 73-54 with less than nine minutes to play. The Tar Heels, keyed by a pair of three-pointers by Henrik Rodl, then ran off 15 straight points and Eric Montross hit a jump hook with 1:59 left to cut the FSU lead to 77-76. George Lynch stole a crosscourt pass by Charlie Ward and slammed the ball home to give Carolina a 78-77 lead. Clutch foul shooting by Donald Williams sealed the 82-77 victory. The Tar Heels outscored the Seminoles 28-4 over the last nine minutes.

1993 NCAA Tournament

In the run to the national championship, the Tar Heels had to overcome double-digit deficits on three different occasions. Carolina trailed Arkansas, 25-14, more than 10 minutes into the first half of the East Regional semifinal. Sparked by George Lynch and Donald Williams, the Tar Heels went on a 14-3 run to tie the game at 28. Carolina fell behind 38-31 before knotting the score at 45 at halftime and eventually prevailing 80-74.

The Tar Heels trailed Cincinnati 29-14 in the regional final with less than seven minutes remaining in the first half. The Bearcats' Nick Van Exel hit his sixth three-pointer of the half with 4:50 remaining to chalk up his 21st point and a 33-20 lead. Led by Derrick Phelps' defense, Carolina cut the deficit to one by halftime, held Van Exel to only two points in the final 20 minutes and pulled out a 75-68 overtime win.

The Tar Heels fell behind Michigan, 23-13, in the national championship game. Carolina went on a 12-2 run to tie the game, capped off by a three-pointer by Donald Williams. Carolina took a 42-36 halftime lead and went on to win

the title, 77-71. Williams finished with 25 points and hit four free throws in the final minutes to secure the win.

UNC 86, Wake Forest 84 (OT) **March 12, 1994**

The Tar Heels erased a five-point deficit in the final 1:15 of regulation to down the Demon Deacons, 86-84, in overtime in the ACC semifinals. Leading 81-78, Wake Forest chose to foul Derrick Phelps with 11.8 seconds left. Phelps made the first free throw and missed the second, but grabbed the rebound. He found Dante Calabria, whose baseline drive and basket with 3.8 ticks left tied the score at 81. Freshman Jerry Stackhouse took a pass from Phelps and hit a driving shot to win the game, 86-84. Carolina went on to win its 13th ACC title the next day with a 73-66 victory over Virginia.

UNC 62, Wake Forest 61 **January 28, 1995**

Winston-Salem was the stage for a battle between sophomore centers Rasheed Wallace and Tim Duncan. Duncan had 18 points, 17 rebounds and seven blocks, and Wallace countered with 17 points, 10 rebounds and three blocks. Carolina trailed Wake Forest 53-43 with 6:39 left. Strong inside play from Wallace and the three-point shooting of Jeff McInnis and Donald Williams brought UNC to within one at 61-60. Williams then hit a running one-hander from the right side of the lane with 5.5 seconds remaining for a 62-61 win.

UNC 102, Duke 100 (2 OT) **February 2, 1995**

The Tar Heels jumped out to a 26-9 lead on a spectacular reverse dunk by Jerry Stackhouse over two Blue Devils. Duke pulled within five at halftime and led by as many as 12 in the second half. UNC battled back from a nine-point deficit with 6:18 remaining to force overtime. The Tar Heels led by nine, but Duke made three three-pointers, including a 30-footer from Jeff Capel at the buzzer, to knot the score at 95 and force a second overtime. Donald Williams hit a pair of 12-footers in the second OT and Jeff McInnis had a steal and lay-up with under a minute to play to give Carolina a 102-100 win. Stackhouse and Rasheed Wallace each had 25 points and Williams added 24 in one of the greatest college basketball games ever played.

UNC 73, Duke 72 **January 31, 1996**

The Blue Devils' lead was three when Ademola Okulaja grabbed an offensive rebound and scored to make it 69-68 with 1:55 to go. Steve Wojciechowski hit a three-pointer for a 72-68 Duke lead with 1:13 to play, but Shammond Williams countered with a three of his own 15 seconds later. Duke turned the ball over and the Tar Heels nearly returned the favor, but Williams forced a jump ball after a scramble. Possession favored UNC and Jeff McInnis drove into the lane and fed Serge Zwikker, whose shot



Jerry Stackhouse scored 25 points in the 102-100, double-overtime win at Duke in 1995.

was blocked by Greg Newton. Dante Calabria tipped the loose ball in for a 73-72 lead. Duke had one final chance to win, but Ricky Price's baseline jumper at the buzzer hit the front of the rim.

UNC 59, NC State 56 **January 15, 1997**

The Tar Heels began ACC play with three straight losses for the first time in history. Carolina led 36-28 at halftime, but did not score a field goal in the second half until the 8:09 mark and had just two baskets in the first 18 minutes of the second stanza. The Wolfpack led 56-47 with 2:00 to play, but the Tar Heels went on a 12-0 run to finish the game. Antawn Jamison began the rally by forcing a steal and Shammond Williams hit a lay-up to pull within seven. Williams hit a three-pointer and Jamison added a lay-up to pull within two points with 50 seconds to play. Trailing by one with 28 seconds left, Carolina fouled and State missed the front end of a one-and-one. The Tar Heels went ahead for good with 12 seconds to play as Ademola Okulaja fed Jamison on the low block for a lay-up. Vince Carter stole the inbounds pass after the go-ahead score to secure the win.

UNC 45, NC State 44 **February 12, 1997**

This was the lowest scoring output in a win during Dean Smith's 36 years as head coach. The Tar Heels trailed 28-19 at the half, but pulled within 42-41 with 7:25 to play. Neither

team scored until a Damon Thornton basket with 2:03 left gave State a 44-41 advantage. Serge Zwikker scored for UNC to make it 44-43. With 12.3 seconds to play, Antawn Jamison forced a turnover and freshman point guard Ed Cota drove to the left baseline and lofted a float-er which found the net with 4.5 seconds remaining. Vince Carter blocked State's last shot at the buzzer to clinch the victory.

UNC 107, Ga. Tech 100 (2 OT) **February 8, 1998**

The Tar Heels let a seven-point lead slip away in the final minute of regulation, but Shammond Williams put on an awesome three-point shooting display as Carolina prevailed, 107-100, in double-overtime in Atlanta. Williams forced a second overtime with a pair of free throws with six seconds left in the first extra period. In the second OT, Williams scored 12 of his career-high 42 points, including two three-pointers.

UNC 74, Tennessee 69 **March 24, 2000**

Carolina was unranked for the first time in 10 years and entered the NCAA Tournament as the No. 8 seed. The Tar Heels trailed 10th-ranked Tennessee, 39-36, at halftime of the regional semifinal. The Vols led by two when UNC center Brendan Haywood fouled out with 8:03 left and led, 64-57, with 4:48 to play. But freshman Joseph Forte hit a three-pointer and Jason Capel had a steal and lay-up to make it 64-62 with 3:41 left. Ed Cota tied the game on a driving lay-up and followed with a jumper to give UNC the lead with 1:59 left. Forte, Julius Peppers and Cota each hit two free throws in the final 0:34 to cap a 15-3 Tar Heel run and a 74-69 win.

UNC 70, Wake Forest 69 **January 6, 2001**

Brendan Haywood grabbed a loose ball in the lane and scored with 3.3 seconds to play to give the Tar Heels the win over No. 4-ranked and previously undefeated Wake Forest. Haywood finished with 24 points and 10 rebounds. His basket marked the fourth lead change in the final 1:22.

UNC 85, Duke 83 **February 1, 2001**

Joseph Forte had 24 points, 16 rebounds (a UNC record for guards), six assists and three steals. The Tar Heels blistered the Cameron Indoor Stadium nets by shooting 51.5 percent from the floor. Carolina led by as many as 13 in the first half, but Duke took the lead midway through the second half. Ronald Curry scored six straight points in 48 seconds to give the Tar Heels a 63-59 lead. UNC later built a seven-point lead, but the Blue Devils tied the score with three seconds left. On the ensuing inbounds play, Shane Battier fouled Brendan Haywood and the UNC seven-footer hit both free throws with one second left for the win.

FANTASTIC FINISHES

UNC 86, Connecticut 83 January 17, 2004

Rashad McCants scored 27 points against the Huskies for the second straight year and for the second year in a row the Tar Heels upset Connecticut in the Smith Center. McCants scored the last 10 points of the game for Carolina, including a three-pointer with just over six seconds to play. The Huskies would go on to win the national championship. It was Roy Williams' first win as UNC's head coach over a No. 1 ranked team.

UNC 75, Duke 73 March 6, 2005

Carolina trailed, 73-64, after Blue Devil forward Lee Melchionni hit a three with 3:03 to play. But the Tar Heels outscored Duke, 11-0, the rest of the way to clinch the regular-season ACC title. Trailing by two with less than 30 seconds to play, David Noel stripped Daniel Ewing of the ball and Raymond Felton grabbed the loose ball and called timeout. On the ensuing possession, Felton hit the first of two free throws, Marvin Williams rebounded his missed second free throw and scored the go-ahead basket with 17 seconds to play. Sean May led UNC with 26 points and 24 rebounds.

UNC 75, Illinois 70 April 4, 2005

Final Four MVP Sean May led UNC with 26 points and 10 rebounds, while Raymond Felton's and Marvin Williams' late heroics gave Roy Williams his first NCAA title. Marvin Williams broke a 70-all tie with a tip-in basket with 1:27 to play. Leading 72-70, Felton, who earlier hit a three-pointer to break a 65-65 tie, stole an Illini pass with 31 seconds to play and hit three of four free throws to cap the win.



Marvin Williams' three-point play clinched the 2005 win over Duke.

UNC vs. Clemson 2007-08 Regular Season

Carolina beat Clemson in a pair of close games during the 2007-08 regular season. In the first meeting on Jan. 6, 2008, in Clemson, Wayne Ellington hit a three-pointer with 0.4 seconds remaining in overtime to give UNC a 90-88 win. Ellington scored a career-high 36 points in the game, connecting on five three-pointers. The final shot by Ellington marked UNC's first late game-winner since David Noel rattled in a three-pointer with 1.8 seconds left on Nov. 19, 2005, to beat Gardner-Webb in the Smith Center and marked Carolina's first overtime win under head coach Roy Williams.

In the return matchup in Chapel Hill on Feb. 10, Tyler Hansbrough scored 13 of his 39 points in the two overtime periods as Carolina rallied from 15 points down to beat the Tigers, 103-93, in double overtime. The Tar Heels trailed by 11 points with 3:12 left to play in regulation before scoring nine straight points to cut the lead

to 79-77. Quentin Thomas hit a driving layup to force the first overtime and UNC eventually won in the second extra stanza.

UNC 80, Florida State 77 Jan. 28, 2009

Ty Lawson sank a game-winning three-pointer as time expired to beat Florida State, 80-77, in Tallahassee in a game in which UNC led by 11 at the half, but trailed by as many as five with less than seven minutes to play. Danny Green's steal and three-point play tied the game at 77 with 1:12 to play, then Tyler Hansbrough forced a turnover by Toney Douglas with 3.2 seconds remaining. Hansbrough inbounded the ball to Lawson, who raced from his own free throw line to just outside the top of the key before launching a floater that found the bottom of the net as the buzzer rang.

2011 ACC Tournament

The Tar Heels trailed by 19 points against Miami in the quarterfinals but rallied for a 61-59 win on a buzzer-beating layup by Tyler Zeller after a drive and pass from freshman point guard Kendall Marshall. It was the largest comeback by UNC in ACC Tournament history. The Hurricanes led, 53-34, with 9:51 to play but Carolina scored 27 of the final 33 points.

The next day, fourth-seeded Clemson led the No. 1-seeded Tar Heels, 38-28, at the half before UNC rallied again for a 92-87 win in overtime. The 10-point halftime deficit is the largest Carolina has ever overcome to win at the ACC Tournament. Harrison Barnes scored 40 points, including 14 in overtime, to tie the ACC freshman scoring record and set a record for freshman scoring in an ACC Tournament game.



Ty Lawson sank this running three-pointer as time expired and the Tar Heels beat Florida State, 80-77, on Jan. 28, 2009.



James Worthy

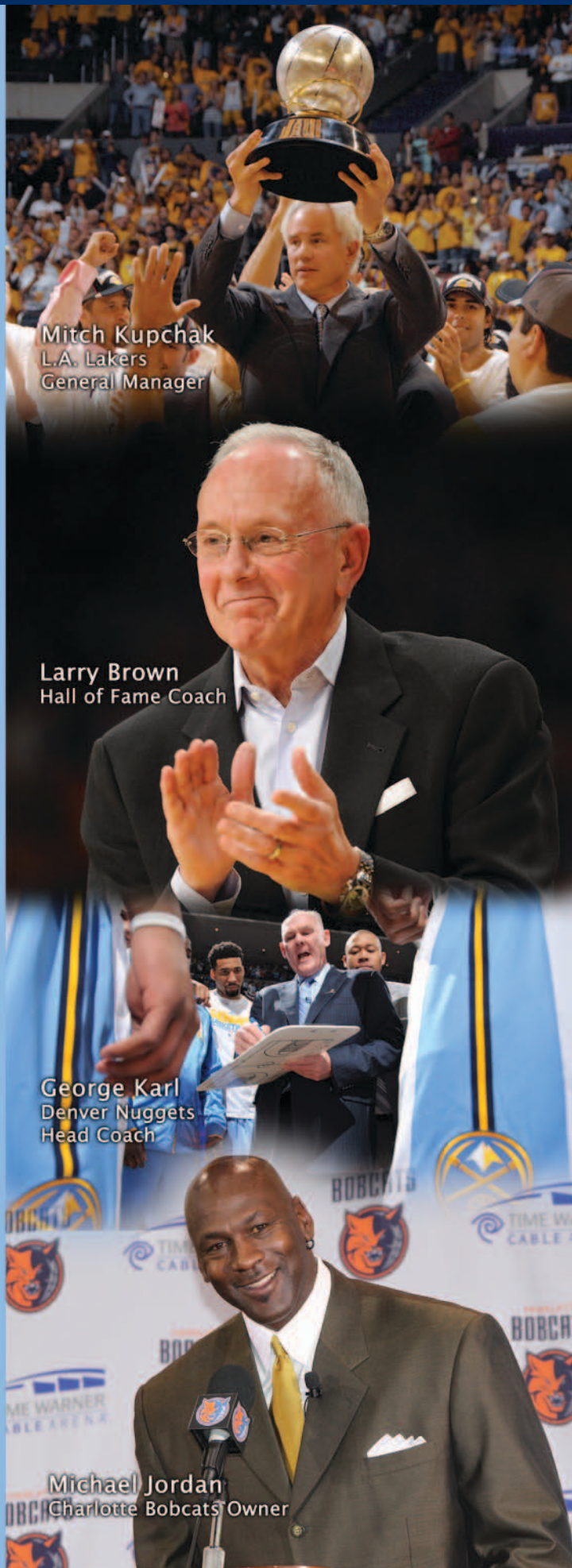
Billy Cunningham

Raymond Felton and Marvin Williams

Michael Jordan

Antawn Jamison and Vince Carter

Rasheed Wallace


NBA LEGACY


Mitch Kupchak
L.A. Lakers
General Manager

Larry Brown
Hall of Fame Coach

George Karl
Denver Nuggets
Head Coach

Michael Jordan
Charlotte Bobcats Owner

NBA Players

(as of Summer 2011)

Vince Carter, Phoenix
Ed Davis, Toronto
Wayne Ellington, Minnesota
Raymond Felton, Portland
Danny Green, San Antonio
Tyler Hansbrough, Indiana
Brendan Haywood, Dallas
Antawn Jamison, Cleveland
Ty Lawson, Denver
Marvin Williams, Atlanta
Brandan Wright, New Jersey

NBA Coaches/Administrators

Michael Jordan, Charlotte owner
George Karl, Denver head coach
John Kuester, L.A. Lakers assistant coach
Mitch Kupchak, L.A. Lakers general manager
Bob McAdoo, Miami assistant coach
Joe Wolf, Milwaukee assistant coach

Professional Players Overseas

Mike Copeland, Scotland
Marcus Ginyard, Germany
Will Graves, Argentina
Justin Knox, Belarus
Kris Lang, Italy
Jackie Manuel, Japan
Sean May, Croatia
David Noel, France
Byron Sanders, Switzerland
Reyshawn Terry, Ukraine
Deon Thompson, Slovenia
Jawad Williams, France



Vince Carter

Ed Davis

Antawn Jamison

Brendan Haywood

Danny Green

Marvin Williams

NBA PIPELINE



Ty Lawson



Raymond Felton



Tyler Hansbrough

"When it comes to impact on the NBA, one program clearly stands apart from the rest. Two schools, North Carolina and UCLA, have developed the most quality NBA talent over the span of the last 60 years of league history, and over the last 25 years the Tar Heels have left the Bruins far behind. Carolina has had more first round draft picks than any other program. Those draft picks have gone on to consistently meet or beat expectations for their performance in the NBA. As icing on the cake, Carolina has also had more former players develop into winning NBA coaches than any other college program, and in this regard there is not even a close second."

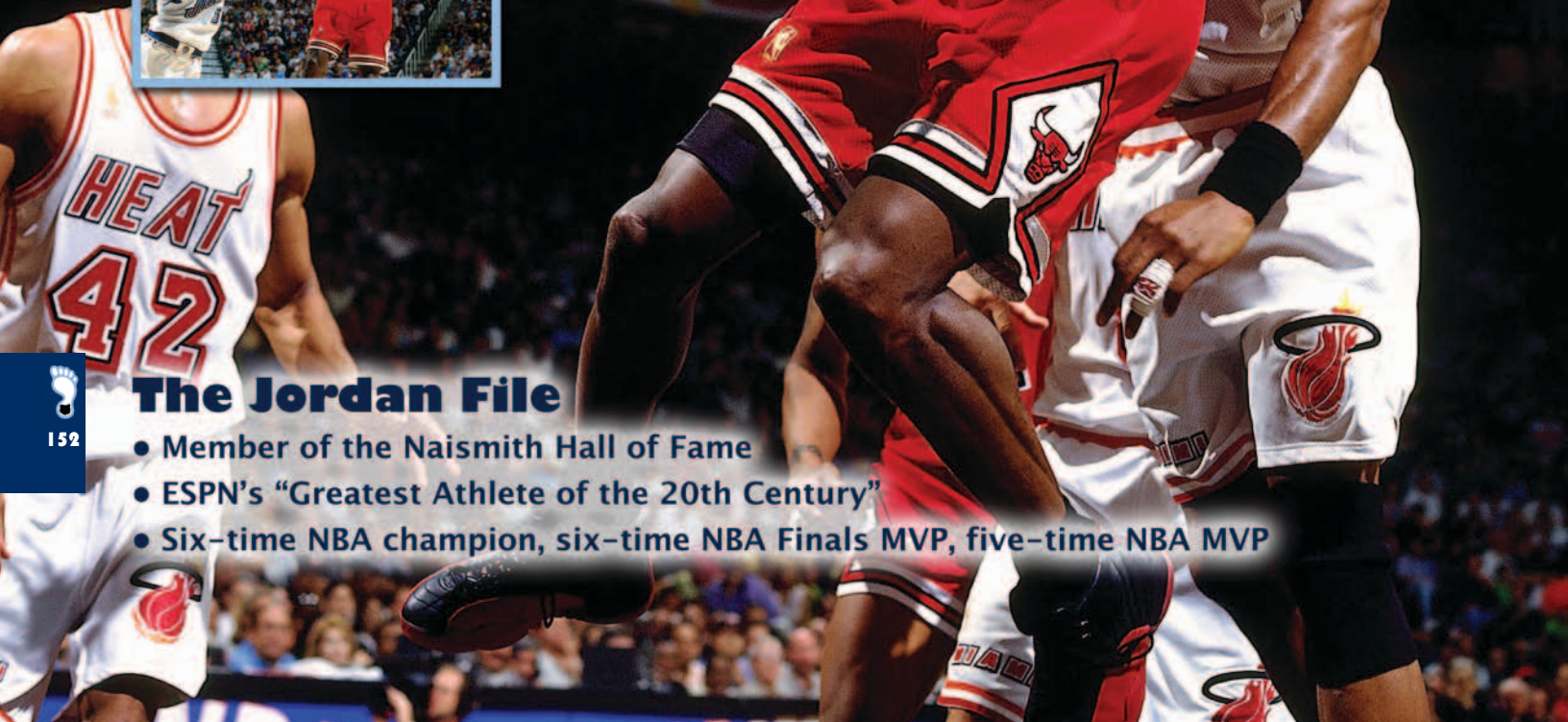
- DraftExpress.com



Brandon Wright



Wayne Ellington




The Jordan File

- Member of the Naismith Hall of Fame
- ESPN's "Greatest Athlete of the 20th Century"
- Six-time NBA champion, six-time NBA Finals MVP, five-time NBA MVP

VINCE CARTER • PHOENIX SUNS**The Carter File**

- Fifth overall pick in the 1998 NBA Draft
- Eight-time All-Star, receiving the most votes three times
- One of the top 35 scorers in NBA history with over 20,000 career points



The Jamison File


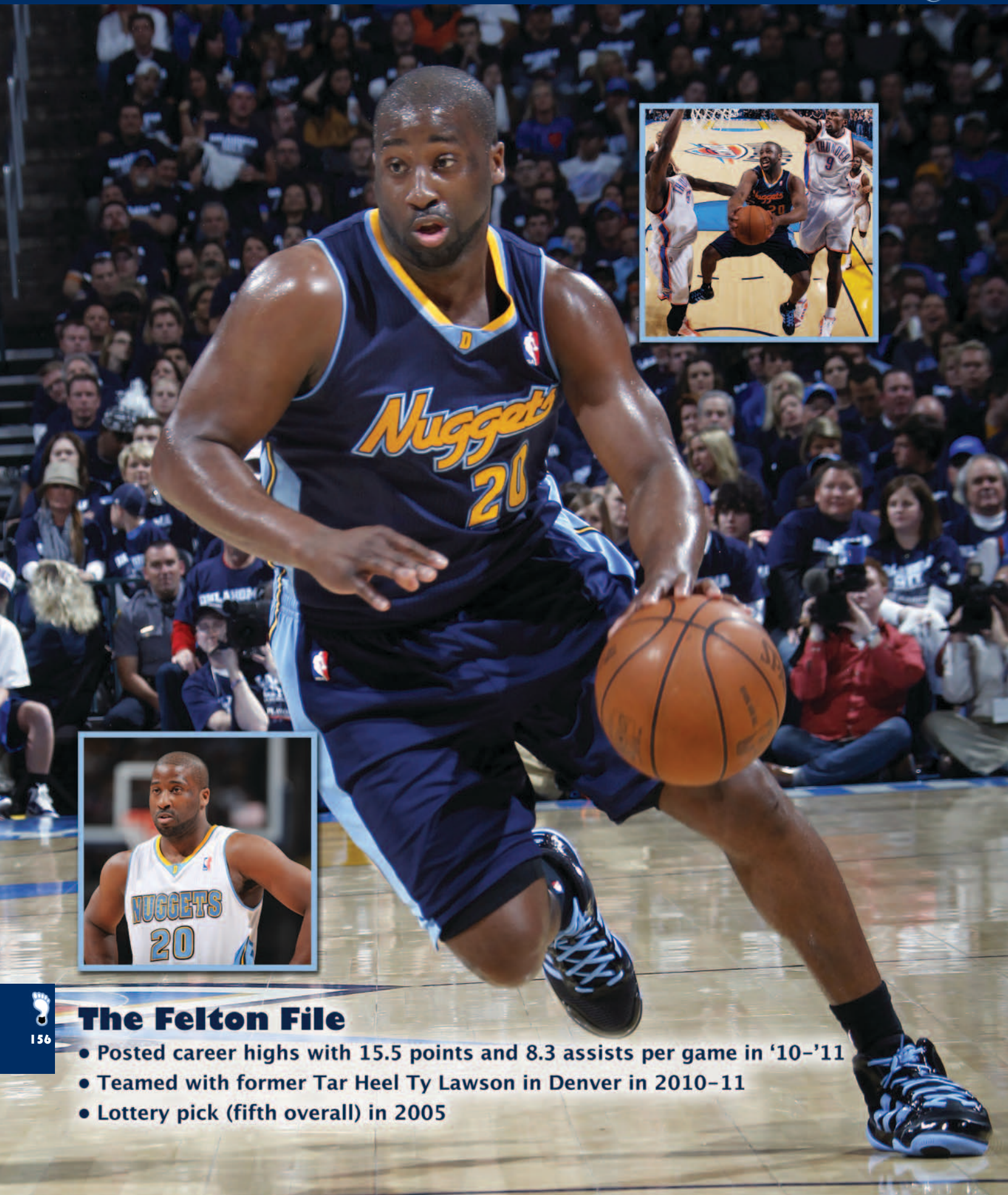
- Fourth overall pick in the 1998 NBA Draft
- Two-time All-Star
- Has averaged 19.7 points and 8.0 rebounds in his 13-year career

MARVIN WILLIAMS • ATLANTA HAWKS



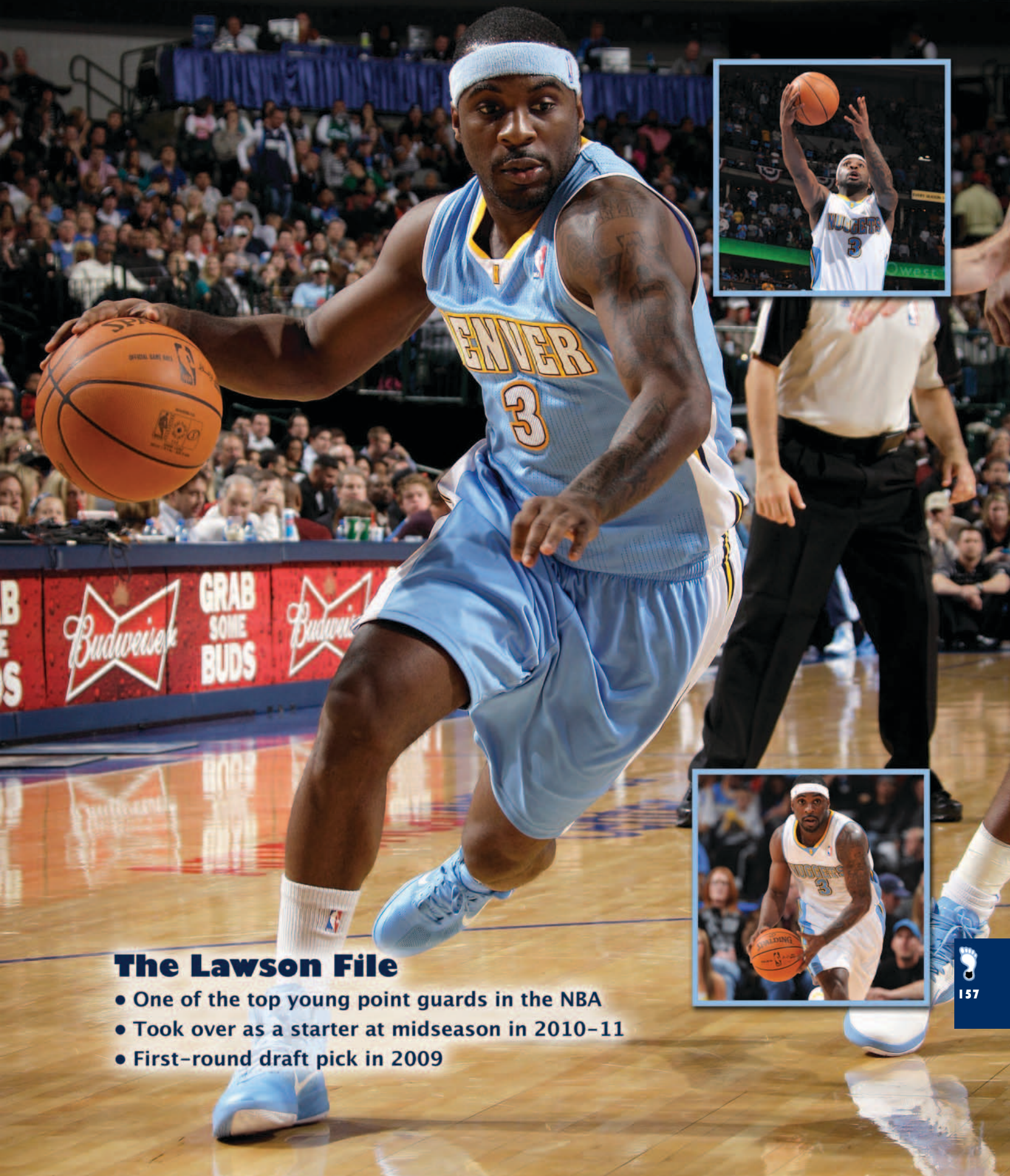
The Williams File

- Second overall pick in 2005 NBA Draft
- Helped lead Atlanta to the Eastern Conference semifinals in 2011
- Has averaged 11.7 points and 5.3 rebounds in his six-year career



The Felton File

- Posted career highs with 15.5 points and 8.3 assists per game in '10-'11
- Teamed with former Tar Heel Ty Lawson in Denver in 2010-11
- Lottery pick (fifth overall) in 2005

TY LAWSON • DENVER NUGGETS**The Lawson File**


- One of the top young point guards in the NBA
- Took over as a starter at midseason in 2010-11
- First-round draft pick in 2009



The Hansbrough File

- Helped Indiana to the 2011 NBA Playoffs
- A lottery pick in 2009
- Averaged 11 points and five rebounds per game in 2010-11

WAYNE ELLINGTON • MINNESOTA TIMBERWOLVES



The Ellington File


- First-round draft pick in 2009
- Hit 39.7 percent of his three-point tries in 2010-11
- Has averaged 6.6 points per game in his career



The Haywood File

- Won an NBA championship ring in 2011 with Dallas
- The 14th former Tar Heel to win an NBA title as a player
- First-round draft pick in 2001

ED DAVIS • TORONTO RAPTORS



The Davis File


- 13th overall choice in the 2010 NBA Draft
- One of seven Tar Heel lottery picks in the last seven years
- Carolina's 40th NBA first-round pick

BRANDAN WRIGHT/DANNY GREEN



The Wright File

- Lottery pick in 2007 (eighth overall)
- Has averaged 5.4 points and 3.0 rebounds per game in his career



The Green File

- Second-round pick in 2009 Draft
- Signed with San Antonio during the 2010-11 season and helped the Spurs to the best record in the Western Conference

NBA AWARD WINNERS

NBA MOST VALUABLE PLAYER

1974-75	Bob McAdoo	Buffalo Braves
1987-88	Michael Jordan	Chicago Bulls
1990-91	Michael Jordan	Chicago Bulls
1991-92	Michael Jordan	Chicago Bulls
1995-96	Michael Jordan	Chicago Bulls
1997-98	Michael Jordan	Chicago Bulls

NBA COACH OF THE YEAR

1987-88	Doug Moe	Denver Nuggets
2000-01	Larry Brown	Philadelphia 76ers

NBA ROOKIE OF THE YEAR

1972-73	Bob McAdoo	Buffalo Braves
1977-78	Walter Davis	Phoenix Suns
1978-79	Phil Ford	Kansas City Kings
1984-85	Michael Jordan	Chicago Bulls
1998-99	Vince Carter	Toronto Raptors

NBA DEFENSIVE PLAYER OF THE YEAR

1987-88	Michael Jordan	Chicago Bulls
---------	----------------	---------------

NBA SIXTH-MAN AWARD

1982-83	Bobby Jones	Philadelphia 76ers
2003-04	Antawn Jamison	Dallas Mavericks

NBA FINALS MOST VALUABLE PLAYER

1988	James Worthy	Los Angeles Lakers
1991	Michael Jordan	Chicago Bulls
1992	Michael Jordan	Chicago Bulls
1993	Michael Jordan	Chicago Bulls
1996	Michael Jordan	Chicago Bulls
1997	Michael Jordan	Chicago Bulls
1998	Michael Jordan	Chicago Bulls

ALL-NBA TEAM SELECTIONS

1968-69	Billy Cunningham	Philadelphia 76ers	First-team
1969-70	Billy Cunningham	Philadelphia 76ers	First-team
1970-71	Billy Cunningham	Philadelphia 76ers	First-team
1971-72	Billy Cunningham	Philadelphia 76ers	Second-team
1973-74	Bob McAdoo	Buffalo Braves	Second-team
1974-75	Bob McAdoo	Buffalo Braves	First-team
1977-78	Walter Davis	Phoenix Suns	Second-team
1978-79	Walter Davis	Phoenix Suns	Second-team
	Phil Ford	Kansas City Kings	Second-team
1984-85	Michael Jordan	Chicago Bulls	Second-team
1986-87	Michael Jordan	Chicago Bulls	First-team
1987-88	Michael Jordan	Chicago Bulls	First-team
1988-89	Michael Jordan	Chicago Bulls	First-team
1989-90	Michael Jordan	Chicago Bulls	First-team
	James Worthy	Los Angeles Lakers	Third-team
1990-91	Michael Jordan	Chicago Bulls	First-team
	James Worthy	Los Angeles Lakers	Third-team
1991-92	Michael Jordan	Chicago Bulls	First-team
	Brad Daugherty	Cleveland Cavaliers	Third-team
1992-93	Michael Jordan	Chicago Bulls	First-team
1995-96	Michael Jordan	Chicago Bulls	First-team
1996-97	Michael Jordan	Chicago Bulls	First-team
1997-98	Michael Jordan	Chicago Bulls	First-team
1999-00	Vince Carter	Toronto Raptors	Third-team
2000-01	Vince Carter	Toronto Raptors	Second-team

Totals: 25 All-NBA Team Selections (14 first-team, seven second-team, four third-team)

NBA ALL-ROOKIE TEAM SELECTIONS

1972-73	Bob McAdoo	Buffalo Braves	First-team
1976-77	Mitch Kupchak	Washington Bullets	First-team
1977-78	Walter Davis	Phoenix Suns	First-team
1978-79	Phil Ford	Kansas City Kings	First-team
1982-83	James Worthy	Los Angeles Lakers	First-team



Michael Jordan — Six-time NBA Finals MVP and five-time NBA MVP



NBA All-Stars Antawn Jamison and Vince Carter



Seven-time All-Star & Hall of Famer James Worthy

1984-85	Michael Jordan	Chicago Bulls	First-team
	Sam Perkins	Dallas Mavericks	First-team
1986-87	Brad Daugherty	Cleveland Cavaliers	First-team
1987-88	Kenny Smith	Sacramento Kings	First-team
1989-90	J.R. Reid	Charlotte Hornets	Second-team
1991-92	Rick Fox	Boston Celtics	Second-team
1994-95	Eric Montross	Boston Celtics	Second-team
1995-96	Jerry Stackhouse	Philadelphia 76ers	First-team
	Rasheed Wallace	Washington Bullets	Second-team
1998-99	Vince Carter	Toronto Raptors	First-team
	Antawn Jamison	Golden State Warriors	Second-team
2005-06	Raymond Felton	Charlotte Bobcats	Second-team
	Marvin Williams	Atlanta Hawks	Second-team

Totals: 18 All-Rookie Team Selections (11 1st-team, seven 2nd-team)

NBA ALL-DEFENSIVE TEAM SELECTIONS

1976-77	Bobby Jones	Denver Nuggets	First-team
1977-78	Bobby Jones	Denver Nuggets	First-team
1978-79	Bobby Jones	Philadelphia 76ers	First-team
1979-80	Bobby Jones	Philadelphia 76ers	First-team
1980-81	Bobby Jones	Philadelphia 76ers	First-team
	Dudley Bradley	Indiana Pacers	Second-team
1981-82	Bobby Jones	Philadelphia 76ers	First-team
1982-83	Bobby Jones	Philadelphia 76ers	First-team
1983-84	Bobby Jones	Philadelphia 76ers	First-team
1984-85	Bobby Jones	Philadelphia 76ers	Second-team
1987-88	Michael Jordan	Chicago Bulls	First-team
1988-89	Michael Jordan	Chicago Bulls	First-team
1989-90	Michael Jordan	Chicago Bulls	First-team
1990-91	Michael Jordan	Chicago Bulls	First-team
1991-92	Michael Jordan	Chicago Bulls	First-team
1992-93	Michael Jordan	Chicago Bulls	First-team
1995-96	Michael Jordan	Chicago Bulls	First-team
1996-97	Michael Jordan	Chicago Bulls	First-team
1997-98	Michael Jordan	Chicago Bulls	First-team

Totals: 19 All-Defensive Team Selections (17 first-team, two second-team)

ABA MOST VALUABLE PLAYER

1972-73	Billy Cunningham	Carolina Cougars
---------	------------------	------------------

TAR HEEL ALL-STAR GAME APPEARANCES

NBA All-Star Game Selections

Player	Number (Years)
Vince Carter	8 (2000, 2001, 2002, 2003, 2004, 2005, 2006, 2007)
Billy Cunningham	4 (1969, 1970, 1971, 1972)
Brad Daugherty	5 (1988, 1989, 1991, 1992, 1993)
Walter Davis	6 (1978, 1979, 1980, 1981, 1984, 1987)
Antawn Jamison	2 (2005, 2008)
Bobby Jones	4 (1977, 1978, 1981, 1982)
Michael Jordan	14 (1985, 1986, 1987, 1988*, 1989, 1990, 1991, 1992, 1993, 1996*, 1997, 1998*, 2002, 2003)
Robert McAdoo	5 (1974, 1975, 1976, 1977, 1978)
Charles Scott	3 (1973, 1974, 1975)
Lee Shaffer	1 (1963)
Jerry Stackhouse	2 (2000, 2001)
Rasheed Wallace	4 (2000, 2001, 2006, 2008)
James Worthy	7 (1986, 1987, 1988, 1989, 1990, 1991, 1992)

*Indicates NBA All-Star Game MVP

ABA All-Star Game Selections

Player	Number (Years)
Larry Brown	3 (1968*, 1969, 1970)
Billy Cunningham	1 (1973)
Bobby Jones	1 (1976)
Doug Moe	3 (1968, 1969, 1970)
Charles Scott	2 (1971, 1972)

*Indicates ABA All-Star Game MVP

(source: NBA)

ABA ROOKIE OF THE YEAR

1970-71	Charles Scott	Virginia Squires
---------	---------------	------------------

ABA COACH OF THE YEAR

1972-73	Larry Brown	Carolina Cougars
1974-75	Larry Brown	Denver Nuggets
1975-76	Larry Brown	Denver Nuggets

ALL-ABA TEAM SELECTIONS

Larry Brown (2nd team)
Billy Cunningham (1st team)
Bobby Jones (2nd team)
Doug Moe (1st team, 2nd team)
Charles Scott (1st team, 2nd team)




Ty Lawson and Raymond Felton formed one of the top point guard tandems in the NBA for Denver in 2010-11.

TAR HEEL NBA RETIRED JERSEYS


Player	Team
Billy Cunningham (player and coach)	Philadelphia 76ers
Brad Daugherty	Cleveland Cavaliers
Walter Davis	Phoenix Suns
Bobby Jones	Philadelphia 76ers
Michael Jordan	Chicago Bulls
Doug Moe (coach)	Denver Nuggets
James Worthy	Los Angeles Lakers

TAR HEELS IN THE NBA DRAFT


Year	Player	NBA Team	Round	# Pick	# Overall
1948	Norman Kohler	Indianapolis Olympians	n/a	n/a	n/a
1948	Bob Paxton	Indianapolis Olympians	n/a	n/a	n/a
1957	Lennie Rosenbluth	Philadelphia Warriors	1st	6	6
1958	Pete Brennan	New York Knicks	1st	4	4
1958	Joe Quigg	New York Knicks	2nd	4	12
1958	Tommy Kearns	Syracuse Nationals	4th	6	29
1960	Lee Shaffer	Syracuse Nationals	1st	5	5
1960	Doug Moe	Detroit Pistons	7th	4	52
1961	York Larese	Chicago Packers	2nd	11	20
1961	Doug Moe	Chicago Packers	2nd	13	22
1961	Dick Kepley	St. Louis Hawks	11th	7	98
1962	Jim Hudock	Philadelphia Warriors	6th	7	50
1962	Ken McComb	Philadelphia Warriors	10th	6	84
1962	Donnie Walsh	Philadelphia Warriors	11th	5	89
1963	Larry Brown	Baltimore Bullets	7th	2	55
1965	Billy Cunningham	Philadelphia 76ers	1st	4	4
1966	Bob Bennett	New York Knicks	13th	1	101
1967	Bob Lewis	San Francisco Warriors	4th	8	39
1967	Mark Mirken	New York Knicks	11th	4	117
1968	Larry Miller	Philadelphia 76ers	5th	12	62
1969	Bill Bunting	New York Knicks	2nd	11	26
1969	Dick Grubar	Los Angeles Lakers	6th	12	83
1969	Rusty Clark	Detroit Pistons	11th	4	145
1970	Charles Scott	Boston Celtics	7th	4	106
1971	Lee Dedmon	Los Angeles Lakers	5th	13	81
1972	Robert McAdoo	Buffalo Braves	1st	2	2
1972	Dennis Wuycik	Boston Celtics	2nd	14	27
1972	Bill Chamberlain	Golden State Warriors	3rd	13	43
1972	Steve Previs	Boston Celtics	7th	14	111
1973	George Karl	New York Knicks	4th	14	66
1973	Donn Johnston	Buffalo Braves	18th	1	207
1974	Bobby Jones	Houston Rockets	1st	5	5
1974	Darrell Elston	Atlanta Hawks	3rd	7	43
1974	John O'Donnell	New York Knicks	10th	14	174
1975	Donald Washington	New York Knicks	5th	8	80
1975	Ed Stahl	Kansas City-Omaha Kings	5th	13	85
1976	Mitch Kupchak	Washington Bullets	1st	13	13
1977	Walter Davis	Phoenix Suns	1st	5	5
1977	Tommy LaGarde	Denver Nuggets	1st	9	9
1977	John Kuester	Kansas City Kings	3rd	9	53
1977	Bruce Buckley	San Antonio Spurs	6th	15	125
1978	Phil Ford	Kansas City Kings	1st	2	2
1978	Geff Crompton	Kansas City Kings	4th	4	70
1978	Tom Zaliagiris	Milwaukee Bucks	8th	12	164
1979	Dudley Bradley	Indiana Pacers	1st	13	13
1980	Mike O'Koren	New Jersey Nets	1st	6	6
1980	John Virgil	Golden State Warriors	3rd	3	49
1980	Rich Yonakor	San Antonio Spurs	3rd	15	61
1980	Jeff Wolf	Milwaukee Bucks	4th	17	86
1980	Dave Colescott	Utah Jazz	7th	2	140
1981	Al Wood	Atlanta Hawks	1st	4	4
1981	Pete Budko	Dallas Mavericks	5th	1	93
1981	Mike Pepper	San Diego Clippers	6th	8	123
1982	James Worthy	Los Angeles Lakers	1st	1	1
1982	Jimmy Black	New Jersey Nets	3rd	13	59
1982	Chris Brust	Denver Nuggets	6th	16	131
1982	Jeb Barlow	Denver Nuggets	7th	15	153
1983	Jimmy Braddock	Denver Nuggets	5th	14	107
1984	Michael Jordan	Chicago Bulls	1st	3	3
1984	Sam Perkins	Dallas Mavericks	1st	4	4
1984	Matt Doherty	Cleveland Cavaliers	6th	8	119
1984	Cecil Exum	Denver Nuggets	9th	10	194
1985	Buzz Peterson	Cleveland Cavaliers	7th	8	147
1986	Brad Daugherty	Cleveland Cavaliers	1st	1	1
1986	Warren Martin	Cleveland Cavaliers	4th	3	73
1986	Steve Hale	New Jersey Nets	4th	11	81
1987	Kenny Smith	Sacramento Kings	1st	6	6
1987	Joe Wolf	Los Angeles Clippers	1st	13	13
1987	Dave Popson	Detroit Pistons	4th	19	88



**Ed Davis,
2010**



**Rasheed
Wallace,
1995**



**Tyler
Hansbrough,
2009**

TAR HEELS IN THE NBA DRAFT


Year	Player	NBA Team	Round	# Pick	# Overall
1987	Curtis Hunter	Denver Nuggets	7th	18	156
1989	J.R. Reid	Charlotte Hornets	1st	5	5
1991	Rick Fox	Boston Celtics	1st	24	24
1991	Pete Chilcutt	Sacramento Kings	1st	27	27
1992	Hubert Davis	New York Knicks	1st	20	20
1993	George Lynch	Los Angeles Lakers	1st	12	12
1994	Eric Montross	Boston Celtics	1st	9	9
1995	Jerry Stackhouse	Philadelphia 76ers	1st	3	3
1995	Rasheed Wallace	Washington Bullets	1st	4	4
1996	Jeff McInnis	Denver Nuggets	2nd	8	37
1997	Serge Zwikker	Houston Rockets	2nd	1	29
1998	Antawn Jamison	Toronto Raptors	1st	4	4
1998	Vince Carter	Golden State Warriors	1st	5	5
1998	Shammond Williams	Chicago Bulls	2nd	5	34
2001	Brendan Haywood	Cleveland Cavaliers	1st	20	20
2001	Joseph Forte	Boston Celtics	1st	21	21
2005	Marvin Williams	Atlanta Hawks	1st	2	2
2005	Raymond Felton	Charlotte Bobcats	1st	5	5
2005	Sean May	Charlotte Bobcats	1st	13	13
2005	Rashad McCants	Minnesota Timberwolves	1st	14	14
2006	David Noel	Milwaukee Bucks	2nd	9	39
2007	Brandan Wright	Charlotte Bobcats	1st	8	8
2007	Reyshawn Terry	Orlando Magic	2nd	14	44
2009	Tyler Hansbrough	Indiana Pacers	1st	13	13
2009	Ty Lawson	Minnesota Timberwolves	1st	18	18
2009	Wayne Ellington	Minnesota Timberwolves	1st	28	28
2009	Danny Green	Cleveland Cavaliers	2nd	16	46
2010	Ed Davis	Toronto Raptors	1st	13	13

97 Carolina players drafted by NBA teams 40 first-round picks

MOST NBA FIRST-ROUND DRAFT PICKS SINCE 1980

School	First-Round Picks
1. North Carolina	29
2. Duke	22
3. Kentucky	21
4. Arizona	16
5. Connecticut	15

(Source: NBA)



Jerry Stackhouse, 1995

2005 Lottery picks Rashad McCants, Sean May, Marvin Williams and Raymond Felton



ALL-TIME TAR HEEL NBA/ABA ROSTER

The following is a list of coaches, administrators or players who played at least one regular-season game in either the NBA (1947-present), the ABA (1968-76) the Basketball Association of America (1947-49) or the National Basketball League (1938-49).

(*Indicates active player/coach/administrator as of start of 2010-11 training camp)

Bradley, Dudley — Indiana, 1979-81; Phoenix, 1981-82; Chicago, 1982-83; Washington, 1984-86; Milwaukee, 1986-88; New Jersey, 1987-88; Atlanta, 1988-89

Brennan, Pete — New York, 1958-59

Brown, Larry — *Player*: New Orleans (ABA), 1967-68; Oakland (ABA), 1968-69; Washington Capitols (ABA), 1969-70; Virginia Squires (ABA), 1970-71; Virginia (ABA), 1970-71; Denver (ABA), 1970-72; *Head Coach*: Denver (ABA), 1974-76; Denver (NBA), 1976-79; New Jersey, 1981-83; San Antonio, 1988-1992; Los Angeles Clippers, 1992-93; Indiana, 1993-97; Philadelphia, 1997-2003; Detroit, 2003-2005; New York, 2005-06; Charlotte, 2008-10

Bucknall, Steve — Los Angeles Lakers, 1989-90

Bunting, Bill — Carolina (ABA), 1969-70; New Jersey (ABA), 1969-70; Virginia (ABA), 1969-71

***Carter, Vince** — Toronto, 1998-2005; New Jersey, 2005-09; Orlando, 2009-10; Phoenix, 2010-present

Chamberlain, Bill — Kentucky (ABA), 1972-73; Memphis (ABA), 1972-73; Phoenix, 1973-74

Chilcutt, Pete — Sacramento, 1991-94; Detroit, 1993-94; Houston, 1994-96; Vancouver, 1996-99; Utah, 1999-2000; Cleveland, 1999-2000; Los Angeles Clippers, 2000; Atlanta Hawks, 2000-01

Crompton, Geoff — Denver, 1978-79; Portland, 1980-81; Milwaukee, 1981-82; San Antonio, 1982-83; Cleveland, 1983-84

Cunningham, Billy — *Player*: Philadelphia, 1965-72; Carolina (ABA), 1972-74; Philadelphia, 1974-76; *Head Coach*: Philadelphia, 1977-1985; Owner: Miami, 1988-95

Daugherty, Brad — Cleveland, 1986-96

***Davis, Ed** — Toronto, 2010-present

Davis, Hubert — New York, 1992-96; Toronto, 1996-97; Dallas, 1997-2001; Washington, 2001-02; Detroit, 2002-03; New Jersey, 2003-04

Davis, Walter — Phoenix, 1977-1988; Denver, 1988-1991; Portland, 1990-91; Denver, 1991-92; *Advance Scout*: Washington, 2000-2005

Dillon, John — Washington, 1949-50

***Ellington, Wayne** — Minnesota, 2009-present

Elston, Darrell — Virginia (ABA), 1974-75; Indiana, 1976-77

***Felton, Raymond** — Charlotte, 2005-10; New York, 2010-11; Denver, 2011; Portland, 2011-present

Ford, Phil — Kansas City, 1978-1982; New Jersey, 1982-83; Milwaukee, 1982-83; Houston, 1983-85; *Assistant Coach*: Detroit, 2004-05; New York, 2005-07; Charlotte, 2007-10

Forte, Joseph — Boston, 2001-02; Seattle, 2002-2003

Fox, Rick — Boston, 1991-97; Los Angeles Lakers, 1997-2004

Glamack, George — Akron, 1941-42 (NBL); Rochester, 1945-47 (NBL); Indianapolis Kautskys, 1947-48 (NBL); Hammond 1948-49 (NBL); Indianapolis Jets, 1948-49 (NBL)

***Green, Danny** — Cleveland, 2009-10; San Antonio, 2011-present

Grubar, Dick — Indiana (ABA), 1969-70

Hanners, Dave — *Assistant Coach*: Philadelphia, 2000-2003; Detroit, 2003-2005; New York, 2005-08; Charlotte, 2008-10

***Hansbrough, Tyler** — Indiana, 2009-present

***Haywood, Brendan** — Washington, 2001-10; Dallas, 2010-present

***Jamison, Antawn** — Golden State, 1998-2003; Dallas, 2003-04;

Washington, 2004-10; Cleveland, 2010-present

Jones, Bobby — Denver (ABA), 1974-76; Denver (NBA), 1976-78; Philadelphia, 1978-86

***Jordan, Michael** — Chicago, 1984-93; 1994-98; Washington, 2001-2003; Part-Owner and President, Washington, 2000-03; Managing Member of Basketball Operations, Charlotte, 2006-present

***Karl, George** — *Player*: San Antonio (ABA), 1973-76; San Antonio (NBA), 1976-78; *Assistant Coach*: San Antonio, 1978-80; *Director of Player Acquisition*: Cleveland, 1983-84; *Head Coach*: Cleveland, 1984-86; Golden State, 1986-88; Seattle, 1991-98; Milwaukee, 1998-2003; Denver, 2005-present

TAR HEELS WITH NBA CHAMPIONSHIP RINGS

Name	Affiliation	Season	Team
Billy Cunningham	Player	1966-67	Philadelphia 76ers
Charles Scott	Player	1975-76	Boston Celtics
Mitch Kupchak	Player	1977-78	Washington Bullets
Tommy LaGarde	Player	1978-79	Seattle SuperSonics
Mitch Kupchak	Player	1981-82	Los Angeles Lakers
Bob McAdoo	Player	1981-82	Los Angeles Lakers
Billy Cunningham	Head Coach	1982-83	Philadelphia 76ers
Bobby Jones	Player	1982-83	Philadelphia 76ers
Mitch Kupchak	Player	1984-85	Los Angeles Lakers
Bob McAdoo	Player	1984-85	Los Angeles Lakers
James Worthy	Player	1984-85	Los Angeles Lakers
Mitch Kupchak	Asst. GM	1986-87	Los Angeles Lakers
James Worthy	Player	1986-87	Los Angeles Lakers
Mitch Kupchak	Asst. GM	1987-88	Los Angeles Lakers
James Worthy	Player	1987-88	Los Angeles Lakers
Michael Jordan	Player	1990-91	Chicago Bulls
Scott Williams	Player	1990-91	Chicago Bulls
Michael Jordan	Player	1991-92	Chicago Bulls
Scott Williams	Player	1991-92	Chicago Bulls
Michael Jordan	Player	1992-93	Chicago Bulls
Scott Williams	Player	1992-93	Chicago Bulls
Kenny Smith	Player	1993-94	Houston Rockets
Pete Chilcutt	Player	1994-95	Houston Rockets
Kenny Smith	Player	1994-95	Houston Rockets
Michael Jordan	Player	1995-96	Chicago Bulls
Michael Jordan	Player	1996-97	Chicago Bulls
Michael Jordan	Player	1997-98	Chicago Bulls
Rick Fox	Player	1999-00	Los Angeles Lakers
Mitch Kupchak	General Manager	1999-00	Los Angeles Lakers
Rick Fox	Player	2000-01	Los Angeles Lakers
Mitch Kupchak	General Manager	2000-01	Los Angeles Lakers
Rick Fox	Player	2001-02	Los Angeles Lakers
Mitch Kupchak	General Manager	2001-02	Los Angeles Lakers
Larry Brown	Head Coach	2003-04	Detroit Pistons
Dave Hanners	Assistant Coach	2003-04	Detroit Pistons
John Kuester	Assistant Coach	2003-04	Detroit Pistons
Pat Sullivan	Video Coordinator	2003-04	Detroit Pistons
Rasheed Wallace	Player	2003-04	Detroit Pistons
Bob McAdoo	Assistant Coach	2005-06	Miami Heat
Mitch Kupchak	General Manager	2008-09	Los Angeles Lakers
Mitch Kupchak	General Manager	2009-10	Los Angeles Lakers
Brendan Haywood	Player	2010-11	Dallas Mavericks

42 members of the last 45 NBA champions have been Carolina alumni.



Head coach George Karl and guards Raymond Felton and Ty Lawson helped Denver to the 2011 NBA Playoffs.



Robert Crawford

Tar Heel NBA All-Stars (l-r): James Worthy, Michael Jordan and Walter Davis

- Kearns, Tommy** — Syracuse, 1958-59
- Kuester, John** — *Player:* Kansas City, 1977-78; Denver, 1978-79; Indiana, 1979-80; *Assistant Coach:* Boston, 1996-97; Philadelphia, 1997-2003; Detroit, 2003-04; New Jersey, 2004-05; Philadelphia, 2005-06; Orlando, 2006-07; Cleveland, 2007-09; *Head Coach:* Detroit, 2009-11; *Assistant Coach:* L.A. Lakers, 2011-present
- *Kupchak, Mitch** — *Player:* Washington, 1976-1981; Los Angeles Lakers, 1981-86; *Assistant General Manager:* Los Angeles Lakers, 1986-92; *General Manager:* Los Angeles Lakers, 1992-present
- LaGarde, Tommy** — Denver, 1977-78; Seattle, 1978-80; Dallas, 1980-82; New Jersey, 1984-85
- Larese, York** — *Player:* Chicago Packers, 1961-62; Philadelphia Warriors, 1961-62; *Head Coach:* New York Nets (ABA), 1969-70
- *Lawson, Ty** — Denver, 2009-present
- Lebo, Jeff** — San Antonio, 1989-90
- Lewis, Bob** — San Francisco, 1967-70; Cleveland, 1970-71
- Lynch, George** — Los Angeles Lakers, 1993-96; Vancouver, 1996-98; Philadelphia 1998-2001; Charlotte/New Orleans, 2001-05
- May, Sean** — Charlotte, 2005-09; Sacramento, 2009-10
- *McAdoo, Bob** — *Player:* Buffalo, 1972-1977; New York, 1977-78; Boston, 1978-79; Detroit, 1979-81; New Jersey, 1980-81; Los Angeles Lakers, 1981-1985; Philadelphia, 1985-86; *Assistant Coach:* Miami, 1995-present
- McCants, Rashad** — Minnesota, 2005-09; Sacramento, 2009
- McGuire, Frank** — *Head Coach:* Philadelphia Warriors, 1961-62
- McInnis, Jeff** — Denver, 1996-97; Washington, 1998-99; Los Angeles Clippers, 2000-2002; Portland, 2002-2004; Cleveland, 2004-2005; New Jersey, 2005-07; Charlotte, 2007-08
- McKinney, Horace (Bones)** — *Player:* Washington, 1946-51; *Head Coach:* Washington, 1950-51; Boston, 1950-52
- Miller, Larry** — Los Angeles Stars (ABA), 1968-70; Carolina (ABA), 1969-72; San Diego (ABA), 1972-74; Virginia (ABA), 1973-74; Utah (ABA), 1974-75
- Moe, Doug** — *Player:* New Orleans (ABA), 1967-68; Oakland (ABA), 1968-69; Carolina (ABA), 1969-70; Virginia (ABA), 1970-72; *Assistant Coach:* Carolina (ABA), 1972-74; Denver (ABA), 1974-76, 1979-80; *Head Coach:* San Antonio, 1976-80; Denver, 1980-90; Philadelphia, 1992-93; *Assistant Coach:* Denver, 2005-08
- Montross, Eric** — Boston, 1994-96; Dallas, 1996-97; New Jersey, 1996-97; Philadelphia, 1997-98; Detroit, 1998-2001; Toronto, 2001-2003
- Ndiaye, Makhtar** — Vancouver, 1998-99
- Noel, David** — Milwaukee, 2006-08
- O’Koren, Mike** — New Jersey, 1980-86, Washington, 1986-87; New Jersey, 1987-88; *Assistant Coach:* New Jersey, 1999-2003; Washington, 2003-09; Philadelphia, 2009-10
- Perkins, Sam** — Dallas, 1984-90; Los Angeles Lakers, 1990-93; Seattle, 1993-98; Indiana, 1998-2001; *Vice President of Player Relations:* Indiana, 2008-10
- Peterson, Buzz** — *Director of Player Personnel,* Charlotte, 2007-09
- Phelps, Derrick** — Sacramento, 1994-95

- Popson, Dave** — Los Angeles Clippers, 1988-89; Miami, 1988-89; Boston, 1990-91; Milwaukee, 1991-92
- Previs, Steve** — Carolina (ABA), 1972-73
- Quigg, Joe** — New York, 1958-59
- Reid, J.R.** — Charlotte, 1989-93; San Antonio, 1992-96; New York, 1995-96; Charlotte, 1997-99; Los Angeles Lakers, 1999; Milwaukee, 1999-2000; Cleveland, 2000-01
- Rosenbluth, Lennie** — Philadelphia Warriors, 1957-59
- Rozier, Clifford** — Golden State, 1994-96; Orlando, 1996-97; Toronto, 1996-97; Minnesota, 1997-98
- Salvadori, Kevin** — Sacramento, 1996-98
- Scott, Charles** — Virginia (ABA), 1970-72; Phoenix, 1971-75; Boston, 1975-78; Los Angeles Lakers, 1977-78; Denver, 1978-80
- Shaffer, Lee** — Syracuse, 1961-63; Philadelphia, 1963-64
- Smith, Kenny** — Sacramento, 1987-90; Atlanta, 1989-90; Houston, 1990-96; Denver, 1996-97; Detroit, 1996-97
- Stackhouse, Jerry** — Philadelphia, 1995-98; Detroit, 1998-2002; Washington, 2002-04; Dallas, 2004-09; Milwaukee, 2010
- *Sullivan, Pat** — *Video Coordinator:* Detroit, 2003-2004; *Assistant Coach:* Detroit, 2004-2005; New Jersey, 2005-08; Detroit, 2008-11
- Wallace, Rasheed** — Washington, 1995-96; Portland, 1996-present; Atlanta, 2004; Detroit, 2004-09; Boston, 2009-10
- Walsh, Donnie** — *Assistant Coach:* Denver, 1978-81; Indiana, 1984-86; *General Manager:* Indiana, 1985-88; *President:* Indiana, 1988-2003; *CEO:* 2003-08; *President:* New York, 2008-11
- Washington, Donald** — Denver (ABA), 1974-75; Utah (ABA), 1975-76
- Wenstrom, Matt** — Boston, 1993-94
- Williams, Jawad** — Cleveland, 2008-10
- *Williams, Marvin** — Atlanta, 2005-present
- Williams, Scott** — Chicago, 1990-94; Philadelphia, 1994-99; Milwaukee, 1999-2001; Denver, 2001-02; Phoenix, 2002-04; Dallas, 2004; Phoenix, 2004; Cleveland, 2004-present
- Williams, Shammond** — Atlanta, 1998-99; Seattle, 1999-2002; Boston, 2002-2003; Denver, 2003; New Orleans, 2004, Los Angeles Lakers, 2006-07
- *Wolf, Joe** — Los Angeles Clippers, 1987-90; Denver, 1990-92; Boston, 1992-93; Portland, 1992-93; Charlotte, 1994-96; Orlando, 1995-96; Milwaukee, 1996-97; Denver, 1997-98; Charlotte, 1998-99; *Assistant Coach:* Milwaukee, 2009-present
- Wood, Al** — Atlanta, 1981-82; San Diego, 1981-83; Seattle, 1983-86; Dallas, 1986-87
- Worthy, James** — Los Angeles Lakers, 1982-94
- *Wright, Brandan** — Golden State Warriors, 2007-11; New Jersey, 2011-present
- Wuycik, Dennis** — Carolina (ABA), 1972-74; St. Louis (ABA), 1974-75
- Yonakor, Rich** — San Antonio, 1981-82

School	Number of Players With NBA Rings	Total Number of NBA Rings
North Carolina	14	30
NC State	4	5
Virginia	3	4
Maryland	3	3
Clemson	2	5
Florida State	2	5
Wake Forest	2	6
Duke	2	2
Georgia Tech	1	4
Miami	1	1
Virginia Tech	1	1
Boston College	1	1

TEAM RECORDS: SEASON

MOST GAMES PLAYED

39 in 2007-08 (36-3)
 38 in 1992-93 (34-4)
 38 in 1997-98 (34-4)
 38 in 2006-07 (31-8)
 38 in 2008-09 (34-4)
 37 in 1980-81 (29-8)
 37 in 1988-89 (29-8)
 37 in 2004-05 (33-4)
 37 in 2009-10 (20-17)
 37 in 2010-11 (29-8)

MOST WINS (30 or more)

36 in 2007-08 (36-3)
 34 in 1992-93 (34-4)
 34 in 1997-98 (34-4)
 34 in 2008-09 (34-4)
 33 in 2004-05 (33-4)
 32 in 1956-57 (32-0)
 32 in 1981-82 (32-2)
 32 in 1986-87 (32-4)
 31 in 2006-07 (31-7)
 30 in 1945-46 (30-5)

MOST WINS WITHOUT A LOSS IN A SEASON

32 in 1956-57
(Ties NCAA Record with Indiana, 1975-76)

MOST CONSECUTIVE WINS

37 (32 games in 1956-57 and five games in 1957-58)
(ACC Record)
 34 (1923-25)
 21 (1983-84)
 21 (1985-86)
 20 (1967-68)

MOST LOSSES

20 in 2001-02 (8-20)
 17 in 2009-10 (20-17)
 16 in 2002-03 (19-16)
 15 in 1950-51 (12-15)
 15 in 1951-52 (12-15)
 14 in 1999-00 (22-14)

MOST POINTS SCORED

3,454 in 2007-08
 3,413 in 2008-09
 3,331 in 1988-89
 3,285 in 1986-87
 3,272 in 1992-93

HIGHEST SCORING AVERAGE/GAME

91.3 in 1986-87 (3,285 points in 36 games)
 90.0 in 1988-89 (3,331 points in 37 games)
 89.9 in 2008-09 (3,413 points in 38 games)
 89.1 in 1971-72 (2,762 points in 31 games)
 88.9 in 1968-69 (2,844 points in 32 games)
 88.9 in 1969-70 (2,399 points in 27 games)

HIGHEST AVERAGE SCORING MARGIN

17.8 points in 2008-09 (89.8-72.0)
 17.8 points in 1992-93 (86.1-68.3)
 17.7 points in 1971-72 (89.1-71.4)
 17.7 points in 2004-05 (88.0-70.3)
 17.6 points in 1985-86 (86.6-69.0)

MOST POINTS ALLOWED

2,949 in 1988-89
 2,828 in 2007-08
 2,735 in 2008-09
 2,695 in 1986-87
 2,661 in 2009-10

HIGHEST SCORING AVERAGE PER GAME ALLOWED

79.7 in 1988-89 (2,949 points in 37 games)
 78.9 in 2001-02 (2,208 points in 28 games)
 78.8 in 1969-70 (2,128 points in 27 games)
 78.0 in 1974-75 (2,417 points in 31 games)
 77.9 in 1989-90 (2,650 points in 34 games)

MOST FIELD GOALS MADE

1,250 in 2007-08 (ACC record)
 1,238 in 1986-87
 1,228 in 1988-89
 1,219 in 1992-93
 1,205 in 2008-09

MOST FIELD GOALS ATTEMPTED

2,564 in 2007-08
 2,509 in 2008-09
 2,407 in 1992-93
 2,379 in 2006-07
 2,328 in 1988-89

HIGHEST FIELD GOAL PERCENTAGE

.559 in 1985-86 (1,197 of 2,140) (ACC Record)
 .543 in 1983-84 (966 of 1,779)
 .540 in 1984-85 (1,039 of 1,925)
 .537 in 1976-77 (1,054 of 1,961)
 .537 in 1986-87 (1,238 of 2,304)

MOST FREE THROWS MADE

817 in 1956-57
 739 in 2008-09
 738 in 2007-08
 724 in 2004-05
 700 in 1971-72

MOST FREE THROWS ATTEMPTED

1,167 in 1956-57 (ACC Record)
 1,108 in 1993-94
 998 in 2004-05
 983 in 2008-09
 975 in 2007-08

HIGHEST FREE THROW PERCENTAGE

.783 in 1983-84 (551 of 704)
 .761 in 1984-85 (569 of 748)
 .758 in 1959-60 (542 of 715)
 .757 in 2007-08 (738 of 975)
 .752 in 2008-09 (739 of 983)

MOST THREE-POINT FIELD GOALS MADE

290 in 2002-03
 277 in 2004-05
 266 in 1994-95
 264 in 2008-09
 235 in 1995-96

MOST THREE-POINT FIELD GOALS ATTEMPTED

822 in 2002-03
 687 in 2004-05
 682 in 2008-09
 648 in 1994-95
 606 in 2001-02

HIGHEST THREE-POINT FIELD GOAL PERCENTAGE


.437 in 1982-83 (132 of 302)
 .436 in 1986-87 (213 of 488)
 .430 in 1987-88 (169 of 393)
 .410 in 1994-95 (266 of 648)
 .403 in 2004-05 (277 of 687)

MOST REBOUNDS

1,695 in 2007-08
 1,597 in 2008-09
 1,578 in 2010-11
 1,561 in 1992-93
 1,553 in 2009-10

HIGHEST REBOUNDING AVERAGE PER GAME

49.9 in 1960-61 (1,148 rebounds, 23 games)
 48.8 in 1963-64 (1,171 rebounds, 24 games)
 48.1 in 1955-56 (1,106 rebounds, 23 games)
 47.2 in 1967-68 (1,511 rebounds, 32 games)
 47.0 in 1966-67 (1,505 rebounds, 32 games)



Jeffrey Camarati

John Henson has helped Carolina to two of its top three blocked shot seasons in 2009-10 and 2010-11.

MOST ASSISTS

855 in 1972-73 (ACC Record)
 800 in 1985-86
 788 in 1988-89
 782 in 1986-87
 706 in 2004-05

HIGHEST ASSIST AVERAGE PER GAME

25.9 in 1972-73 (855 assists, 33 games) (ACC Record)
 24.2 in 1973-74 (677 assists, 28 games)
 23.5 in 1985-86 (800 assists, 34 games)
 22.0 in 1971-72 (683 assists, 31 games)
 21.7 in 1986-87 (782 assists, 36 games)

MOST BLOCKED SHOTS

219 in 1993-94
 209 in 2009-10
 204 in 2010-11
 196 in 2008-09
 188 in 1997-98

MOST STEALS

362 in 2004-05
 357 in 1992-93
 356 in 1976-77
 325 in 2008-09
 319 in 1986-87

MOST PERSONAL FOULS

699 in 1974-75
 684 in 1976-77
 675 in 1972-73
 673 in 1982-83
 662 in 1986-87
 662 in 2004-05



Ty Lawson and Carolina shot nearly 71 percent from the floor on Nov. 23, 2007, vs. Old Dominion.

211 at Tulane, Dec. 23, 1977 (108-103)
211 vs. Iowa State, Dec. 1, 1990 (118-93) in Charlotte

FEWEST POINTS, BOTH TEAMS

24 vs. Elon, Jan. 11, 1915 (15-9)
25 at NC State, Feb. 18, 1926 (8-17)
29 vs. Davidson, Feb. 24, 1930 (19-10)
32 vs. Durham YMCA, Dec. 15, 1915 (18-14)
32 at NC State, Feb. 12, 1927 (19-13)

MOST FIELD GOALS MADE (50 OR MORE)

57 vs. Manhattan, Dec. 27, 1985 (57 of 78) in Miami, Fla.
56 vs. Dartmouth, Dec. 5, 1972 (56 of 93) in Greensboro
53 vs. VMI, Dec. 17, 1994 (53 of 80)
52 vs. Richmond, Dec. 8, 1965 (52 of 83)
52 vs. Rice, Dec. 12, 1971 (52 of 76)
51 vs. Virginia, Feb. 6, 1968 (51 of 99)
51 vs. Howard, Nov. 29, 1975 (51 of 82)
50 at St. Thomas, Dec. 28, 1973 (50 of 70)
50 at East Tennessee State, Dec. 20, 1975 (50 of 78)

FEWEST FIELD GOALS MADE (SINCE 1954)

7 vs. Duke, March 4, 1966 (7 of 15) in Raleigh
10 at NC State, Dec. 28, 1957 (10 of 22)
12 at Georgia Tech, Feb. 11, 1980 (12 of 32)
15 vs. Duke, March 8, 2002 (15 of 29) in Charlotte
15 at South Carolina, Feb. 20, 1971 (15 of 41)

MOST FIELD GOAL ATTEMPTS

102 vs. Clemson, Dec. 4, 1954 (38 of 102)
99 vs. Virginia, Feb. 6, 1968 (51 of 99)
97 at South Carolina, Feb. 1, 1958 (44 of 97)
95 at Tulane, Feb. 14, 1976 (43 of 95)
94 vs. Georgia, Dec. 18, 1963 (41 of 94)
94 vs. Georgia Tech, Feb. 9, 1973 (46 of 94) in Charlotte

HIGHEST FIELD GOAL PERCENTAGE (.700 OR BETTER)

.790 vs. Loyola Marymount, March 19, 1988 (49 of 62) in Salt Lake City, Utah
.767 at Virginia, Jan. 7, 1978 (33 of 43)
.754 vs. Old Dominion, Dec. 1, 1992 (43 of 57)
.750 vs. Dartmouth, Dec. 21, 1983 (45 of 60)
.736 vs. Wake Forest, Feb. 8 1986 (39 of 53)
.735 vs. Wake Forest, Jan. 25, 1989 (36 of 49) in Greensboro
.730 vs. Manhattan, Dec. 27, 1985 (57 of 78) in Miami, Fla.
.727 vs. East Tennessee State, Dec. 1, 1970 (40 of 55)
.720 vs. Virginia, Jan. 8, 1977 (36 of 50)
.714 at St. Thomas, Dec. 28, 1973 (50 of 70)
.711 vs. NC State, Jan. 8, 2000 (27 of 38)
.709 vs. Old Dominion, Nov. 23, 2007 (39 of 55) in Las Vegas, Nev.
.700 at Georgia Tech, Jan. 23, 1982 (28 of 40)

HIGHEST FIELD GOAL PERCENTAGE IN A HALF

.941 at Virginia, Jan. 7, 1978 (16 of 17, 2nd half) (NCAA Record)

LOWEST FIELD GOAL PERCENTAGE (UNDER 30 PERCENT)

.253 vs. Wake Forest, March 2, 1956 (19 of 75) in Raleigh
.253 at Alabama, Jan. 4, 1955 (19 of 75)
.257 at NC State, Dec. 31, 1955 (19 of 74)
.276 at Georgia Tech, Jan. 16, 2011 (16 of 58)
.282 vs. Houston, March 25, 1967 (24 of 85) in Louisville, Ky.
.290 vs. Maryland, Dec. 18, 1954 (18 of 62)
.291 vs. Duke, Feb. 4, 1955 (16 of 55)

.292 vs. Duke, March 11, 2001 (19 of 65) in Atlanta, Ga.
.295 at NC State, Feb. 22, 1964 (18 of 61)
.296 at Florida, Dec. 21, 1964 (21 of 71)
.297 at Duke, Feb. 28, 1958 (19 of 64)

MOST FREE THROWS MADE

43 at NC State, Jan. 15, 1957 (43 of 51)
43 vs. South Carolina, Dec. 5, 1959 (43 of 53)
41 vs. Clemson, Jan. 28, 1998 (41 of 59)
37 at NC State, Feb. 18, 1958 (37 of 46)
37 at NC State, Feb. 24, 1976 (37 of 46)
37 at Nevada, Dec. 30, 1987 (37 of 47)
37 vs. Louisville, Dec. 17, 1998 (37 of 54)
37 vs. Clemson, March 11, 2005 (37 of 47) in Washington, D.C.

MOST FREE THROW ATTEMPTS

59 at Clemson, Jan. 14, 1956 (33 of 59)
59 vs. Clemson, Jan. 28, 1998 (41 of 59)
54 at Duke, March 1, 1957 (36 of 54)
54 vs. Louisville, Dec. 17, 1998 (37 of 54)
53 vs. South Carolina, Dec. 5, 1959 (43 of 53)
51 at NC State, Jan. 15, 1957 (43 of 51)
51 at Clemson, Jan. 14, 1995 (34 of 51)
50 vs. Georgia Tech, Dec. 9, 1955 (26 of 50) in Charlotte
50 vs. Oregon State, Dec. 30, 1967 (34 of 50) in Portland, Ore.
50 vs. Maryland, Jan. 7, 1995 (30 of 50)
50 vs. Maryland, Feb. 15, 2004 (36 of 50)

FEWEST FREE THROWS MADE

2 vs. Clemson, March 2, 2004 (2 of 4)
2 at Wake Forest, Jan. 23, 1999 (2 of 6)
2 vs. Utah, March 28, 1998 (2 of 7) in San Antonio, Texas
2 vs. Duke, Jan. 17, 1990 (2 of 12)
2 vs. NC State, March 8, 1987 (2 of 4) in Landover, Md.

FEWEST FREE THROW ATTEMPTS

4 vs. George Mason, March 19, 2006 (4 of 4) in Dayton, Ohio
4 vs. Clemson, March 2, 2004 (2 of 4)
4 vs. NC State, March 8, 1987 (2 of 4) in Landover, Md.
5 at Virginia, Feb. 3, 1982 (4 of 5)
5 at Maryland, Jan. 14, 1986 (5 of 5)

HIGHEST FREE THROW PERCENTAGE (95 PERCENT OR BETTER, MIN. 10 ATT.)

1.000 at Duke, March 5, 1994 (16 of 16)
1.000 at LSU, Feb. 10, 1985 (13 of 13)
1.000 at Georgia Tech, Jan. 29, 2000 (12 of 12)
1.000 vs. Wake Forest, Feb. 24, 1998 (12 of 12)
1.000 at Georgia Tech, March 10, 1985 (12 of 12)
1.000 vs. Maryland, Feb. 19, 1984 (12 of 12)
1.000 vs. Rutgers, Dec. 22, 1980 (11 of 11) in Charlotte
.964 vs. Niagara, Dec. 30, 1978 (27 of 28) in Rochester, NY.
.958 vs. NC State, March 11, 2007 (23 of 24) in Tampa, Fla.
.950 vs. Maryland, Feb. 10, 2001 (19 of 20)
.950 vs. Florida State, Feb. 17, 1973 (19 of 20) in New York, N.Y.

LOWEST FREE THROW PERCENTAGE (MIN. 10 ATT.)

.167 vs. Duke, Jan. 17, 1990 (2 of 12)
.300 vs. South Florida, Dec. 3, 1979 (3 of 10) in St. Petersburg, Fla.
.316 at Virginia, Feb. 24, 1964 (6 of 19)
.364 at Virginia, Feb. 25, 2001 (4 of 11)
.364 vs. Duke, Dec. 2, 1978 (4 of 11) in Greensboro
.368 vs. NC State, Feb. 25, 2003 (7 of 19)
.400 at Duke, March 2, 1986 (6 of 15)
.412 vs. Virginia Tech, Jan. 13, 2011 (7 of 17)
.417 at Georgia Tech, Feb. 16, 2010 (10 of 24)
.421 at Michigan State, Nov. 29, 2000 (8 of 19)

MOST POINTS SCORED

129 vs. VMI, Dec. 17, 1994 (129-89)
129 vs. Manhattan, Dec. 27, 1985 (129-45) in Miami, Fla.
128 vs. Dartmouth, Dec. 5, 1972 (128-86) in Greensboro
127 vs. Richmond, Dec. 8, 1965 (127-76)
127 vs. Rice, Dec. 2, 1971 (127-69)

MOST POINTS SCORED IN A HALF

77 vs. VMI, Dec. 17, 1994 (1st half: 77-42)

LARGEST HALFTIME LEAD

47 vs. Florida Atlantic, Dec. 19, 2006 (65-18)

LARGEST MARGIN OF VICTORY

84 vs. Manhattan, Dec. 27, 1985 (129-45) in Miami, Fla. (ACC Record)
69 vs. Davidson, Feb. 7, 1945 (89-20)
68 vs. The Citadel, Feb. 18, 1991 (118-50)
68 vs. UNC Asheville, Nov. 30, 2008 (116-48)
65 vs. Florida Southern, Dec. 1, 1969 (112-47)

MOST POINTS SCORED IN A LOSS

114 vs. Wake Forest, Dec. 20, 2003 (114-119, 3 OT)
97 vs. West Virginia, Dec. 31, 1965 (97-102) in Raleigh
97 vs. Iowa, Jan. 7, 1989 (97-98)
96 vs. Duke, Jan. 3, 1975 (96-99) in Greensboro
96 vs. Wake Forest, Nov. 27, 1976 (96-97), in Greensboro
96 at Florida State, Feb. 27, 1992 (96-110)

LARGEST MARGIN OF DEFEAT

43 at Lynchburg Elks, Feb. 20, 1915 (20-63)
42 at Kentucky, Jan. 9, 1950 (44-86)
40 vs. NC State, Feb. 19, 1949 (39-79)
40 at Maryland, Feb. 22, 2003 (56-96)
39 at NC State, Feb. 3, 1948 (42-81)


FEWEST POINTS SCORED

8 at NC State, Feb. 18, 1926 (8-17)
13 at Roanoke, Feb. 9, 1916 (13-45)
14 at Virginia Tech, Feb. 19, 1919 (14-37)
14 vs. Duke, Feb. 1, 1930 (14-36)
15 on several occasions

MOST POINTS, BOTH TEAMS

233 vs. Wake Forest, Dec. 20, 2003 (114-119, 3OT)
231 vs. Kentucky, Dec. 27, 1989 (121-110) in Louisville, Ky.
220 vs. Loyola Marymount, March 19, 1988 (123-97) in Salt Lake City, Utah
219 at Tulane, Feb. 14, 1976 (113-106)
214 vs. Dartmouth, Dec. 5, 1972 (128-96) in Greensboro

TEAM RECORDS: SINGLE GAME



Getty Images

Rasheed Wallace (right) and UNC scored a school-record 129 points vs. VMI on December 17, 1994.



Brian Fleming

Wayne Ellington hit seven of Carolina's 16 three-pointers in a win over Maryland on Feb. 3, 2009.

MOST THREE-POINT FIELD GOALS MADE

17 vs. Florida State, Jan. 25, 1995 (17 of 25)
16 vs. North Carolina A & T, Dec. 27, 2001 (16 of 33)
16 vs. Maryland, Feb. 3, 2009 (16 of 25)
<i>ACC record for 20 feet, 9 inches</i>
14 vs. Clemson, March 11, 1983 (14 of 24) in Atlanta, Ga.
14 at NC State, Feb. 6, 1991 (14 of 25)
14 vs. VMI, Dec. 17, 1994 (14 of 28)
14 vs. Florida State, Feb. 24, 1996 (14 of 31)
14 at Georgia Tech, Feb. 2, 2002 (14 of 31)
14 at Virginia, Jan. 29, 2005 (14 of 23)
14 vs. UNC Asheville, Nov. 30, 2008 (14 of 27)

MOST THREE-POINT FIELD GOAL ATTEMPTS

35 vs. Davidson, Jan. 8, 2003 (13 of 35)
34 vs. Hampton, Nov. 16, 2001 (6 of 34)
34 vs. Wake Forest, Feb. 2, 2003 (10 of 34)
34 at Clemson, Feb. 15, 2003 (12 of 34)
33 vs. N.C. A & T, Dec. 27, 2001 (16 of 33)

HIGHEST THREE-POINT FIELD GOAL PERCENTAGE

.889 vs. Stetson, Dec. 3, 1986 (8 of 9)
.875 vs. Texas, Dec. 5, 1992 (7 of 8) in Charlotte
.857 at Virginia, Jan. 14, 1987 (6 of 7)
.833 vs. NC State, Jan. 5, 1994 (5 of 6)
.750 at Georgia Tech, Mar. 10, 1989 (6 of 8)
.750 at Florida State, Jan. 24, 1996 (6 of 8)

MOST REBOUNDS

78 vs. Furman, Dec. 4, 1956
72 vs. Clemson, Dec. 4, 1954
69 vs. Tulane, Dec. 9, 1966
68 at VMI, Dec. 15, 1996
68 vs. LSU, Jan. 3, 1956
68 vs. Georgia Tech, Dec. 9, 1955, in Charlotte
67 vs. Tulane, Dec. 10, 1964
65 vs. Maryland, Feb. 21, 1968
65 vs. Clemson, Feb. 16, 1968, in Charlotte
65 vs. Utah, Dec. 27, 1956, in Raleigh

MOST OFFENSIVE REBOUNDS (STATISTIC FIRST KEPT IN 1986-87)

32 at Pittsburgh, Dec. 20, 1993
28 vs. Boston College, Jan. 4, 2009
28 vs. LSU, Dec. 19, 1996, in Greensboro
27 vs. Rhode Island, March 30, 2010, in New York, N.Y.
26 vs. Missouri, March 17, 2000, in Birmingham, Ala.
26 at VMI, Dec. 15, 1996
26 vs. Georgetown, Dec. 7, 1989, in East Rutherford, N.J.
25 at Maryland, Feb. 21, 2009
25 vs. Akron, Dec. 14, 2003
25 vs. Duke, Feb. 3, 2000
25 vs. Connecticut, Dec. 6, 1990

MOST DEFENSIVE REBOUNDS (STATISTIC FIRST KEPT IN 1986-87)

47 vs. Loyola Marymount, March 19, 1988, in Salt Lake City, Utah
42 vs. Long Island, March 25, 2011, in Newark, N.J.
42 vs. Oregon, Nov. 25, 2008, in Maui
42 vs. Navy, March 15, 1998, in Hartford, Conn.
42 at VMI, Dec. 15, 1996
41 vs. Virginia, Jan. 21, 1999
41 vs. Texas, Dec. 5, 1992, in Charlotte
40 at Ohio State, Nov. 28, 2007
40 vs. Miami, Dec. 4, 2000
40 vs. VMI, Feb. 22, 1996

MOST ASSISTS

41 vs. Manhattan, Dec. 27, 1985, in Miami, Fla. (<i>Tied NCAA Record</i>)
41 vs. Rice, Dec. 2, 1971
40 at East Tennessee State, Dec. 20, 1975
40 vs. Dartmouth, Dec. 5, 1972, in Greensboro
39 vs. Howard, Nov. 29, 1975
38 vs. Oral Roberts, March 17, 1973, in New York, N.Y.
38 at Georgia Tech, Jan. 14, 1969
37 vs. VMI, Dec. 17, 1994

36 vs. Loyola Marymount, March 19, 1988 in Salt Lake City, Utah
36 vs. Florida State, Feb. 16, 1974, in Greenboro

MOST TURNOVERS

36 vs. Drake, March 22, 1969, in Louisville, Ky.
34 at NC State, Feb. 15, 1966
29 vs. Miami, Dec. 4, 2000
29 vs. Temple, Feb. 21, 1988
28 vs. Kentucky, Dec. 10, 1990
28 vs. Connecticut, Dec. 6, 1990
28 vs. South Carolina, Nov. 30, 1990, in Charlotte
28 at Hawaii-Loa, Nov. 29, 1986
26 vs. FIU, Nov. 9, 2009
26 at Clemson, Jan. 13, 2010
26 vs. Duke, March 12, 1989 in Atlanta, Ga.
26 vs. Loyola Marymount, March 19, 1988, in Salt Lake City, Utah
26 at Duke, March 6, 1988

FEWEST TURNOVERS

2 vs. Fairfield, March 13, 1997, in Winston-Salem
3 vs. Virginia, March 7, 1982, in Greensboro
5 vs. Wake Forest, Jan. 30, 1994
5 vs. NC State, March 12, 1983
6 at NC State, Feb. 22, 2006
6 at Wake Forest, Jan. 28, 1995
6 vs. Hawaii, Dec. 1, 1993
6 at Georgia Tech, Feb. 28, 1991
6 vs. Maryland, Feb. 11, 1982
6 at Duke, Jan. 16, 1982

MOST BLOCKED SHOTS

18 vs. Stanford, Dec. 20, 1985 (<i>ACC Record</i>)
15 at Duke, March 8, 2008
14 vs. NC State, Jan. 5, 1994
14 vs. Virginia, Feb. 19, 1994
13 vs. Maryland, Jan. 9, 1991

MOST STEALS

23 at Tulane, Feb. 14, 1976
21 vs. The Citadel, Nov. 24, 1991
21 vs. Clemson, Jan. 5, 1977, in Greensboro
20 vs. UNC Asheville, Dec. 28, 2005
20 vs. Marshall, Jan. 2, 1994
20 vs. Manhattan, Dec. 27, 1985, in Miami, Fla.
20 vs. Dartmouth, Dec. 21, 1983
20 vs. Oregon State, Nov. 28, 1971, in Charlotte
19 vs. Cleveland State, Dec. 30, 2004
19 vs. Coastal Carolina, Dec. 30, 2003
19 vs. NC State, Feb. 6, 1993

MOST PERSONAL FOULS

38 vs. NC State, Jan. 19, 1954
36 vs. Texas A&M, March 9, 1980, in Denton, Texas
34 at Maryland, Feb. 17, 1971
33 vs. Maryland, March 8, 1958, in Raleigh
32 at Hawaii, Nov. 28, 1986

FEWEST PERSONAL FOULS

5 vs. Princeton, Dec. 22, 1996
6 vs. UNC Asheville, Dec. 28, 1995
6 vs. NC State, Jan. 4, 1974, in Greensboro
7 vs. Kent State, Jan. 2, 2008
7 at Virginia, Feb. 11, 1998
7 vs. Stetson, Dec. 3, 1987
7 vs. Manhattan, Dec. 27, 1985, in Miami, Fla.

MOST OVERTIMES

4 at Tulane, Feb. 14, 1976 (113-106) <i>ties ACC record</i>
3 vs. Michigan State, March 22, 1957 (74-70) in Kansas City, Mo.
3 vs. Kansas, March 23, 1957 (54-53) in Kansas City, Mo.
3 at Duke, March 2, 1968 (86-87)
3 vs. Tulane, Nov. 30, 1982 (70-68)
3 vs. Wake Forest, Dec. 20, 2003 (114-119)



Lennie Rosenbluth (center) tallied five 40-point scoring games in his career.



Michael Jordan scored 721 points during the 1982-83 season.

Sally Saitter

SINGLE-GAME

MOST POINTS SCORED (40 or more)

49	Bob Lewis vs. Florida State, Dec. 16, 1965
48	Billy Cunningham vs. Tulane, Dec. 10, 1964
47	Lennie Rosenbluth vs. Furman, Dec. 3, 1956
45	George Glamack vs. Clemson, Feb. 10, 1941
45	Lennie Rosenbluth at Clemson, Jan. 14, 1956
45	Lennie Rosenbluth vs. William & Mary, Feb. 7, 1956
45	Lennie Rosenbluth vs. Clemson, March 7, 1957, in Raleigh
43	Bob Lewis vs. Richmond, Dec. 8, 1965
43	Charles Scott vs. Wake Forest, Jan. 17, 1970
42	Shammond Williams at Georgia Tech, Feb. 8, 1998
41	Charles Scott vs. Virginia, March 5, 1970, in Charlotte
41	Kenny Smith at Clemson, Jan. 28, 1987
40	Lennie Rosenbluth at Duke, March 1, 1957
40	Billy Cunningham vs. Maryland, Jan. 13, 1964
40	Charles Scott vs. Duke, March 8, 1969, in Charlotte
40	Tyler Hansbrough vs. Georgia Tech, Feb. 15, 2006
40	Harrison Barnes vs. Clemson, March 12, 2011 in Greensboro

MOST 40-POINT GAMES, CAREER

5	Lennie Rosenbluth
3	Charles Scott
2	Billy Cunningham
2	Bobby Lewis
1	George Glamack, Kenny Smith, Shammond Williams, Tyler Hansbrough, Harrison Barnes

MOST CONSECUTIVE 40-POINT GAMES

2	Lennie Rosenbluth (40 at Duke, March 1, 1957; 45 vs. Clemson, March 7, 1957 in Raleigh)
---	-----------------------------------------------------------------------------------------

MOST CONSECUTIVE 30-POINT GAMES

5	Bobby Lewis (34 vs. William and Mary, Dec. 4, 1965; 30 at Ohio State, Dec. 6, 1965; 43 vs. Richmond, Dec. 8, 1965; 33 at Vanderbilt, Dec. 11, 1965; 49 vs. Florida State, Dec. 16, 1965)
4	Charles Scott, 1969-70
3	Lennie Rosenbluth, 1956-57 (twice)
2	Lennie Rosenbluth, 1956 -57
2	York Lares in 1960-61
2	Billy Cunningham in 1964-65 (twice)
2	Bob Lewis, 1965-66 (twice)
2	Larry Miller, 1966-67 (twice)
2	Charles Scott, 1969-70
2	Dennis Wuycik, 1970-71
2	Phil Ford, 1977-78
2	Brad Daugherty, 1985-86
2	Hubert Davis, 1991-92
2	Antawn Jamison, 1997-98

TWO TAR HEELS SCORING 30 POINTS IN SAME GAME

Jan. 11, 1955 vs. Virginia (Lennie Rosenbluth 32, Tony Radovich 30)
Dec. 14, 1964 vs. Vanderbilt in Greensboro (Bob Lewis 31, Billy Cunningham 30)
Jan. 16, 1965 at Virginia (Bob Lewis 35, Billy Cunningham 33)
Feb. 9, 1965 vs. Wake Forest (Billy Cunningham 35, Bob Lewis 35)
Dec. 6, 1965 at Ohio State (Larry Miller 33, Bob Lewis 30)
Dec. 8, 1965 vs. Richmond (Bob Lewis 43, Larry Miller 32)
Feb. 8, 1998 at Georgia Tech (Shammond Williams 42, Antawn Jamison 31)

MOST 20-POINT GAMES, CAREER

78	Tyler Hansbrough, 2005-09 (ACC record)
63	Lennie Rosenbluth, 1954-57
60	Larry Miller, 1965-68
57	Phil Ford, 1974-78
50	Billy Cunningham, 1962-65
50	Charles Scott, 1967-70

MOST CONSECUTIVE 20-POINT GAMES

20	Lennie Rosenbluth in 1956-57
13	Lennie Rosenbluth in 1955-56
13	Charles Scott in 1969-70
12	Bobby Lewis in 1965-66
10	Larry Miller in 1966-67

MOST POINTS SCORED — ACC REGULAR-SEASON GAME

45	Lennie Rosenbluth at Clemson, Jan. 14, 1956
----	---------------------------------------------

MOST POINTS SCORED — ACC TOURNAMENT GAME

45	Lennie Rosenbluth vs. Clemson, quarterfinal, March 7, 1957, in Raleigh (ACC Record)
----	-------------------------------------------------------------------------------------

MOST POINTS SCORED — ACC CHAMPIONSHIP GAME

40	Charles Scott vs. Duke, March 8, 1969, in Charlotte (ACC Record)
----	------------------------------------------------------------------

MOST POINTS SCORED — NCAA TOURNAMENT CAREER

325	Tyler Hansbrough, 2005-09 (17 games)
-----	--------------------------------------

MOST POINTS SCORED — NCAA TOURNAMENT

39	Lennie Rosenbluth vs. Canisius, March 15, 1957, East Regional semifinal in Philadelphia
39	Al Wood vs. Virginia, March 28, 1981, NCAA semifinal in Philadelphia

MOST POINTS SCORED — NCAA CHAMPIONSHIP GAME

28	James Worthy vs. Georgetown, March 29, 1982, in New Orleans
----	-------------------------------------------------------------

MOST POINTS SCORED — SMITH CENTER GAME

40	Tyler Hansbrough vs. Georgia Tech, Feb. 15, 2006
----	--------------------------------------------------

MOST POINTS SCORED — BY A FRESHMAN

40	Tyler Hansbrough vs. Georgia Tech, Feb. 15, 2006 (ACC record)
40	Harrison Barnes vs. Clemson, March 12, 2011 in Greensboro
31	Walter Davis vs. Duke, March 2, 1974
31	Mike O'Koren vs. UNLV, March 26, 1977, NCAA Final Four in Atlanta, Ga.
31	J.R. Reid vs. NC State, Jan. 18, 1987
31	J.R. Reid vs. Notre Dame, March 19, 1987, NCAA East Regional semifinal in East Rutherford, N.J.
31	Antawn Jamison at Maryland, Jan. 6, 1996

SCORING RECORDS



Tyler Hansbrough is the leading scorer in Carolina and ACC history and led Carolina to the 2009 NCAA championship.



The 1983-84 Tar Heels featured 1,000-point scorers Brad Daugherty, Michael Jordan, Sam Perkins and Kenny Smith.

SEASON

MOST POINTS SCORED - SEASON (600 or more)

895	Lennie Rosenbluth, 1956-57
882	Tyler Hansbrough, 2007-08
822	Antawn Jamison, 1997-98
740	Bob Lewis, 1965-66
731	Charles Scott, 1969-70
721	Michael Jordan, 1982-83
717	Larry Miller, 1967-68
714	Charles Scott, 1968-69
707	Hubert Davis, 1991-92
704	Tyler Hansbrough, 2008-09
700	Larry Miller, 1966-67
699	Tyler Hansbrough, 2006-07
690	Joseph Forte, 2000-01
687	Brad Daugherty, 1985-86
669	Al Wood, 1980-81
668	Antawn Jamison, 1996-97
652	Jerry Stackhouse, 1994-95
647	Sean May, 2004-05
647	Wayne Ellington, 2007-08
637	Shammond Williams, 1997-98
625	Phil Ford, 1977-78
623	Brad Daugherty, 1984-85
623	Billy Cunningham, 1963-64
617	Phil Ford, 1976-77
614	Lennie Rosenbluth, 1955-56
609	Billy Cunningham, 1964-65
607	Michael Jordan, 1983-84
604	Robert McAdoo, 1971-72
602	Wayne Ellington, 2008-09
600	Joseph Forte, 1999-00
600	Eric Montross, 1992-93



Antawn Jamison, 1995-98

HIGHEST SCORING AVERAGE (20.0 points or more)

28.0	Lennie Rosenbluth, 1956-57
27.4	Bob Lewis, 1965-66
27.1	Charles Scott, 1969-70
26.7	Lennie Rosenbluth, 1955-56
26.0	Billy Cunningham, 1963-64
25.5	Lennie Rosenbluth, 1954-55
25.4	Billy Cunningham, 1964-65
23.1	York Larese, 1960-61
22.7	Billy Cunningham, 1962-63
22.6	Tyler Hansbrough, 2007-08
22.4	Larry Miller, 1967-68
22.3	Charles Scott, 1968-69
22.2	Antawn Jamison, 1997-98
21.9	Larry Miller, 1966-67
21.4	Hubert Davis, 1991-92
21.3	Pete Brennan, 1957-58
21.0	Bob Lewis, 1964-65
20.9	Joseph Forte, 2000-01
20.9	Larry Miller, 1965-66
20.8	Phil Ford, 1977-78
20.7	Tyler Hansbrough, 2008-09

20.4	Doug Moe, 1960-61
20.2	Brad Daugherty, 1985-86
20.0	Michael Jordan, 1982-83
20.0	Rashad McCants, 2003-04

MOST POINTS IN A SEASON (by class)

Senior	895 by Lennie Rosenbluth, 1956-57
Junior	882 by Tyler Hansbrough, 2007-08
Sophomore	721 by Michael Jordan, 1982-83
Freshman	600 by Joseph Forte, 1999-00

HIGHEST SCORING AVERAGE IN A SEASON (by class)

Senior	28.0 by Lennie Rosenbluth, 1956-57
Junior	27.4 by Bob Lewis, 1965-66
Sophomore	25.5 by Lennie Rosenbluth, 1954-55
Freshman	18.9 by Tyler Hansbrough, 2005-06

MOST POINTS BY TWO PLAYERS (same season)

1,529	Tyler Hansbrough (882) and Wayne Ellington (647), 2007-08
1,459	Antawn Jamison (822) and Shammond Williams (637), 1997-98
1,414	Antawn Jamison (822) and Vince Carter (592), 1997-98
1,366	Lennie Rosenbluth (895) and Pete Brennan (471), 1956-57
1,314	Michael Jordan (721) and Sam Perkins (593), 1982-83

MOST POINTS BY THREE PLAYERS (same season)

2,051	Antawn Jamison (822), Shammond Williams (637) and Vince Carter (592), 1997-98
1,976	Tyler Hansbrough (882), Wayne Ellington (647) and Danny Green (447), 2007-08
1,887	Tyler Hansbrough (704), Wayne Ellington (602), Ty Lawson (581), 2008-09
1,777	Lennie Rosenbluth (895), Pete Brennan (471) and Tommy Kearns (411), 1956-57
1,768	Larry Miller (717), Charles Scott (562) and Rusty Clark (489), 1967-68

HIGHEST AVERAGE BY TWO PLAYERS (same season)

48.3	Bob Lewis (27.4) and Larry Miller (20.9), 1965-66
46.4	Billy Cunningham (25.4) and Bob Lewis (21.0), 1964-65
43.5	York Larese (23.1) and Doug Moe (20.4), 1960-61
42.7	Lennie Rosenbluth (28.0) and Pete Brennan (14.7), 1956-57
41.1	Charles Scott (27.1) and Dennis Wuycik (14.0), 1969-70

HIGHEST AVERAGE BY THREE PLAYERS (same season)

58.1	Bob Lewis (27.4), Larry Miller (20.9), Tom Gauntlett (9.8), 1965-66
55.8	Larry Miller (22.4), Charles Scott (17.6), Rusty Clark (15.8), 1967-68
55.5	Lennie Rosenbluth (28.0), Pete Brennan (14.7), Tommy Kearns (12.8), 1956-57
55.1	Billy Cunningham (25.4), Bob Lewis (21.0), Ray Respass (8.7), 1964-65
55.1	York Larese (23.1), Doug Moe (20.4), Jim Hudock (11.6), 1960-61

SIX PLAYERS IN DOUBLE FIGURES (same season)

1988-89	J.R. Reid (15.9), Kevin Madden (14.6), Steve Bucknall (13.1), Jeff Lebo (12.2), Rick Fox (11.5) and Scott Williams (11.4)
---------	---------------------------------------------------------------------------------------------------------------------------

Sally Sather

Jeffrey Camarati





Billy Cunningham (left, 1,709 career points) and Bobby Lewis (1,836) outside Carmichael Auditorium during the arena's construction.



Walter Davis is 10th in Carolina history in scoring with 1,863 career points from 1973-77.

Sally Sather

FIVE PLAYERS IN DOUBLE FIGURES (same season)

2008-09	Tyler Hansbrough (20.7), Ty Lawson (16.6), Wayne Ellington (15.8), Danny Green (13.1) and Deon Thompson (10.6)
2004-05	Sean May (17.5), Rashad McCants (16.0), Jawad Williams (13.1), Raymond Felton (12.9) and Marvin Williams (11.3)
1994-95	Jerry Stackhouse (19.2), Rasheed Wallace (16.6), Donald Williams (15.5), Jeff McInnis (12.4) and Dante Calabria (10.5)
1986-87	Kenny Smith (16.9), Joe Wolf (15.2), J.R. Reid (14.7), Jeff Lebo (13.5) and Dave Popson (10.0)
1971-72	Robert McAdoo (19.5), Dennis Wuycik (18.0), George Karl (11.0), Bill Chamberlain (10.9) and Bobby Jones (10.2)
1958-59	York Larese (15.1), Lee Shaffer (13.2), Doug Moe (12.6), Harvey Salz (11.9) and Dick Kepley (10.6)

40.	George Karl (1970-73)	1,293
41.	Joseph Forte (1999-01)	1,290
42.	York Larese (1958-61)	1,287
43.	Vince Carter (1995-98)	1,267
44.	Bobby Jones (1971-74)	1,264
45.	Ed Cota (1996-2000)	1,261
46.	Raymond Felton (2002-05)	1,260
47.	Ademola Okulaja (1995-99)	1,254
48.	Joe Wolf (1983-87)	1,231
49.	James Worthy (1979-82)	1,219
50.	Sean May (2002-05)	1,213
51.	Jerry Vayda (1952-56)	1,187
52.	Matt Doherty (1980-84)	1,165
53.	Pete Chilcutt (1987-91)	1,150
54.	Jeff McInnis (1993-96)	1,128
55.	Brian Reese (1990-94)	1,113
56.	Dante Calabria (1992-96)	1,098
57.	Jerry Stackhouse (1993-95)	1,080
58.	Bill Bunting (1966-69)	1,069
59.	Lee Shaffer (1957-60)	1,053
60.	Lee Dedmon (1968-71)	1,019
61.	John "Hook" Dillon (1944-48)	1,021
62.	Vince Grimaldi (1950-53)	1,018
63.	Tommy LaGarde (1973-77)	1,007

CAREER

MOST POINTS SCORED (1,000 points or more)

Rk.	Name (Years Played)	Total Points
1.	Tyler Hansbrough (2005-09)	2,872 (ACC record)
2.	Phil Ford (1974-78)	2,290
3.	Sam Perkins (1980-84)	2,145
4.	Lennie Rosenbluth (1954-57)	2,045
5.	Al Wood (1977-81)	2,015
6.	Charles Scott (1967-70)	2,007
7.	Larry Miller (1965-68)	1,982
8.	Antawn Jamison (1995-98)	1,974
9.	Brad Daugherty (1982-86)	1,912
10.	Walter Davis (1973-77)	1,863
11.	Bobby Lewis (1964-67)	1,836
12.	Michael Jordan (1981-84)	1,788
13.	Mike O'Koren (1976-80)	1,765
14.	George Lynch (1989-93)	1,747
15.	Rashad McCants (2002-05)	1,721
16.	Billy Cunningham (1962-65)	1,709
17.	Rick Fox (1987-91)	1,703
18.	Wayne Ellington (2006-09)	1,694
19.	Kenny Smith (1983-87)	1,636
20.	Eric Montross (1990-94)	1,627
21.	Jawad Williams (2001-05)	1,626
22.	Hubert Davis (1988-92)	1,615
23.	Mitch Kupchak (1972-76)	1,611
24.	Jeff Lebo (1985-89)	1,567
25.	J.R. Reid (1986-89)	1,552
26.	Scott Williams (1986-90)	1,508
27.	Donald Williams (1991-95)	1,492
28.	Dennis Wuycik (1969-72)	1,469
29.	Jason Capel (1998-2002)	1,447
30.	Shammond Williams (1994-98)	1,445
31.	Deon Thompson (2006-10)	1,414
32.	Brendan Haywood (1998-2001)	1,411
33.	Kris Lang (1998-2002)	1,392
34.	Ty Lawson (2006-09)	1,375
35.	Danny Green (2005-09)	1,368
36.	Rusty Clark (1966-69)	1,339
37.	Pete Brennan (1955-58)	1,332
38.	Al Lifson (1952-55)	1,322
39.	Kevin Madden (1985-90)	1,296

MOST POINTS SCORED BY YEARS PLAYED

Four-year career: 2,872 by Tyler Hansbrough, 2005-09
Three-year career: 2,045 by Lennie Rosenbluth, 1954-57
Two-year career: 1,290 by Joseph Forte, 1999-2001

HIGHEST SCORING AVERAGE (20.0 points or more)

26.9	Lennie Rosenbluth, 1954-57
24.8	Billy Cunningham, 1962-65
22.1	Bobby Lewis, 1964-67
22.1	Charles Scott, 1967-70
21.8	Larry Miller, 1965-68

MISCELLANEOUS


MOST GAMES SCORING IN DOUBLE FIGURES (in a season)

39	Tyler Hansbrough, 2007-08
36	Eric Montross, 1992-93
36	Antawn Jamison, 1997-98

MOST GAMES SCORING IN DOUBLE FIGURES (in a career)

133	Tyler Hansbrough, 2005-09 (ACC record)
118	Sam Perkins, 1980-84
112	Phil Ford, 1974-78
104	Al Wood, 1977-81
100	Mike O'Koren, 1976-80

SCORING RECORDS



POINT GUARD GREATS — Raymond Felton (left) and Phil Ford totaled 26 double-doubles (points & assists) between them.

MOST CONSECUTIVE GAMES IN DOUBLE FIGURES

64	Larry Miller (all 32 games in both 1966-67 and 1967-68)
55	Tyler Hansbrough (last game in 2006-07, all 39 games in 2007-08 and his first 15 games in 2008-09)
52	Charles Scott (last 10 games in 1967-68, all 32 games in 1968-69 and first 10 games in 1969-70)
43	Al Wood
40	Bob Lewis
40	Billy Cunningham

MOST POINTS IN A SEASON BY A FRESHMAN

600	Joseph Forte, 1999-2000
594	Rashad McCants, 2002-03
587	Tyler Hansbrough, 2005-06
580	Harrison Barnes, 2010-11
550	Sam Perkins, 1980-81
545	Brandan Wright, 2006-07

HIGHEST SCORING AVERAGE AS A FRESHMAN

18.9	Tyler Hansbrough, 2005-06
17.0	Rashad McCants, 2002-03
16.7	Joseph Forte, 1999-2000
16.4	Phil Ford, 1974-75
15.7	Harrison Barnes, 2010-11

MOST POINTS IN FIRST GAME AS A FRESHMAN

28	Rashad McCants vs. Penn State in Preseason NIT, Nov. 18, 2002, in Chapel Hill
----	-------------------------------------------------------------------------------

MOST DOUBLE-FIGURE GAMES TO START A FRESHMAN SEASON

20	Rashad McCants, 2002-03
----	-------------------------

DOUBLE-DOUBLES

MOST DOUBLE-DOUBLES, POINTS & REBOUNDS (CAREER)

60	Billy Cunningham, 1962-65
51	Antawn Jamison, 1995-98
47	Tyler Hansbrough, 2005-09
47	Sam Perkins, 1980-84
44	Mitch Kupchak, 1972-76

MOST DOUBLE-DOUBLES, POINTS & REBOUNDS (SEASON)

22	Billy Cunningham, 1963-64
21	Antawn Jamison, 1997-98
21	John Henson, 2010-11
20	Doug Moe, 1960-61
20	Billy Cunningham, 1962-63
20	Mitch Kupchak, 1974-75

MOST CONSECUTIVE DOUBLE-DOUBLES (POINTS & REBOUNDS)

40	Billy Cunningham, last 20 games in 1962-63 and first 20 games in 1963-64 (<i>NCAA record</i>)
11	Doug Moe, last two games in 1959-60, first nine games in 1960-61
11	Doug Moe, 1960-61
10	Billy Cunningham, 1964-65
9	John Henson, 2010-11



Sean May averaged 15.8 points and 10.0 rebounds per game for his career and led Carolina to the 2005 NCAA championship.

MOST DOUBLE-DOUBLES, POINTS & ASSISTS, CAREER

15	Phil Ford, 1974-78
13	Ed Cota, 1996-2000
11	Raymond Felton, 2002-05
8	Kenny Smith, 1983-87
6	Jeff McInnis, 1993-96

MOST DOUBLE-DOUBLES, POINTS & ASSISTS, SEASON

9	Phil Ford, 1975-76
5	Raymond Felton, 2004-05
4	Raymond Felton, 2002-03
4	Ed Cota, 1999-2000
4	Jeff McInnis, 1995-96
4	Kenny Smith, 1986-87
4	Phil Ford, 1976-77

MOST CONSECUTIVE DOUBLE-DOUBLES, POINTS & ASSISTS

2	Phil Ford (three times, all in 1975-76)
2	Raymond Felton (three times)
2	Steve Bucknall, 1988-89
2	Jeff McInnis, 1995-96
2	Ed Cota, 1996-97

AVERAGED A DOUBLE-DOUBLE (in the same season)

John Henson	11.7 points & 10.1 rebounds, 2010-11
Tyler Hansbrough	22.6 points & 10.2 rebounds, 2007-08
Sean May	17.5 points & 10.7 rebounds, 2004-05
Antawn Jamison	22.2 points & 10.5 rebounds, 1997-98
Mitch Kupchak	17.6 points & 11.3 rebounds, 1975-76
Mitch Kupchak	18.5 points & 10.8 rebounds, 1974-75
Bobby Jones	15.0 points & 10.5 rebounds, 1972-73
Robert McAdoo	19.5 points & 10.1 rebounds, 1971-72
Rusty Clark	15.8 points & 11.0 rebounds, 1967-68
Rusty Clark	13.9 points & 10.3 rebounds, 1966-67
Larry Miller	20.9 points & 10.3 rebounds, 1965-66
Billy Cunningham	25.4 points & 14.3 rebounds, 1964-65
Billy Cunningham	26.0 points & 15.8 rebounds, 1963-64
Billy Cunningham	22.7 points & 16.1 rebounds, 1962-63
Jim Hudock	14.9 points & 10.1 rebounds, 1961-62
Doug Moe	20.4 points & 14.0 rebounds, 1960-61
Lee Shaffer	18.2 points & 11.2 rebounds, 1959-60
Doug Moe	16.8 points & 11.3 rebounds, 1959-60
Pete Brennan	21.3 points & 11.7 rebounds, 1957-58
Pete Brennan	14.7 points & 10.4 rebounds, 1956-57
Lennie Rosenbluth	26.7 points & 11.5 rebounds, 1955-56
Lennie Rosenbluth	25.5 points & 11.7 rebounds, 1954-55

AVERAGED A DOUBLE-DOUBLE (in a career)

Sean May	15.8 points & 10.0 rebounds, 2002-05
Robert McAdoo	19.5 points & 10.1 rebounds, 1971-72
Rusty Clark	14.7 points & 10.2 rebounds, 1966-69
Billy Cunningham	24.8 points & 15.4 rebounds, 1962-65
Doug Moe	16.5 points & 10.6 rebounds, 1958-61
Pete Brennan	16.4 points & 10.5 rebounds, 1955-58
Lennie Rosenbluth	26.9 points & 10.4 rebounds, 1954-57

FIELD GOALS MADE

MOST FIELD GOALS MADE — GAME

21	Billy Cunningham vs. Tulane, Dec. 10, 1964
20	Lennie Rosenbluth vs. Furman, Dec. 4, 1956

MOST FIELD GOALS MADE — ACC TOURNAMENT

19	Lennie Rosenbluth vs. Clemson, quarterfinal, March 7, 1957, in Raleigh (<i>ACC Record</i>)
----	----------------------------------------------------------------------------------------------

MOST FIELD GOALS MADE — NCAA TOURNAMENT

16	Charles Scott vs. Drake, NCAA 3rd place, March 22, 1969, in Louisville, Ky.
----	-----------------------------------------------------------------------------

MOST FIELD GOALS MADE — SMITH CENTER GAME

16	Antawn Jamison vs. Maryland, Feb. 14, 1998
----	--------------------------------------------

MOST FIELD GOALS MADE — SEASON

316	Antawn Jamison, 1997-98
305	Lennie Rosenbluth, 1956-57
290	Charles Scott, 1968-69
289	Tyler Hansbrough, 2007-08
284	Brad Daugherty, 1985-86
282	Michael Jordan, 1982-83
281	Charles Scott, 1969-70
278	Larry Miller, 1966-67
274	Al Wood, 1980-81
270	Antawn Jamison, 1996-97

MOST FIELD GOALS MADE — CAREER

939	Tyler Hansbrough, 2005-09
865	Phil Ford, 1974-78
825	Al Wood, 1977-81
805	Charles Scott, 1967-70
787	Antawn Jamison, 1995-98
786	Sam Perkins, 1980-84
765	Larry Miller, 1965-68
760	Brad Daugherty, 1982-86
754	Walter Davis, 1973-77
721	Lennie Rosenbluth, 1954-57

MOST CONSECUTIVE FIELD GOALS MADE

16	Brad Daugherty (first 16 att. in 1985-86 vs. UCLA and Iona)
----	-------------------------------------------------------------

MOST CONSECUTIVE FIELD GOALS MADE — GAME

13	Brad Daugherty vs. UCLA, Nov. 24, 1985
12	Scott Williams vs. Virginia, Jan. 13, 1990

FIELD GOALS ATTEMPTED

MOST FIELD GOALS ATTEMPTED — SEASON

631	Lennie Rosenbluth, 1956-57
611	Charles Scott, 1969-70
577	Charles Scott, 1968-69
558	Joseph Forte, 2000-01
553	Larry Miller, 1966-67
546	Antawn Jamison, 1997-98
545	Larry Miller, 1967-68
535	Tyler Hansbrough, 2007-08
527	Michael Jordan, 1982-83
526	Billy Cunningham, 1963-64

MOST FIELD GOALS ATTEMPTED — CAREER

1,752	Tyler Hansbrough, 2005-09
1,678	Charles Scott, 1967-70
1,640	Phil Ford, 1974-78
1,571	Lennie Rosenbluth, 1954-57
1,498	Larry Miller, 1965-68
1,474	Al Wood, 1977-81
1,420	Walter Davis, 1973-77
1,387	Billy Cunningham, 1962-65
1,369	George Lynch, 1989-93
1,364	Antawn Jamison, 1995-98
1,364	Sam Perkins, 1980-84



Al Wood made the third-most field goals in Carolina history.

Sally Sather

FIELD GOAL PERCENTAGE

HIGHEST FIELD GOAL PERCENTAGE — GAME (min. 10 made)

*1.000	Brad Daugherty vs. UCLA, Nov. 24, 1985 (13 of 13)
1.000	Scott Williams vs. Virginia, Jan. 13, 1990 (12 of 12)
1.000	Jeff McInnis vs. Cincinnati, Dec. 3, 1994, in Charlotte (10 of 10)

(*ACC Record, Most FGs Made in a Perfect Game)

HIGHEST FIELD GOAL PERCENTAGE — SEASON

.697	Brendan Haywood, 1999-2000 (191 of 274) (<i>ACC record</i>)
.668	Bobby Jones, 1971-72 (127 of 190)
.654	Rasheed Wallace, 1994-95 (238 of 364)
.648	Brad Daugherty, 1985-86 (284 of 438)
.648	Brendan Haywood, 1998-99 (160 of 247)
.646	Brandan Wright, 2006-07 (228 of 353)
.643	Mike O'Koren, 1977-78 (173 of 269)
.626	Sam Perkins, 1980-81 (199 of 318) (<i>ACC freshman record</i>)
.625	Brad Daugherty, 1984-85 (238 of 381)
.624	Antawn Jamison, 1995-96 (201 of 322)
.615	Eric Montross, 1992-93 (222 of 361)

HIGHEST FIELD GOAL PERCENTAGE — CAREER (min. 100 made and two seasons played)

Rk.	Name (Years Played)	Made	Att.	Pct.
1.	Brendan Haywood (1997-01)	541	849	.637*
2.	Rasheed Wallace (1993-95)	377	594	.635
3.	Brad Daugherty (1982-86)	760	1,226	.620
4.	Bobby Jones (1971-74)	522	859	.608
5.	J.R. Reid (1986-89)	584	972	.601
6.	Warren Martin (1981-86)	256	431	.594
7.	Dennis Wuycik (1969-72)	519	880	.590
8.	Mitch Kupchak (1972-76)	651	1,110	.589
9.	Eric Montross (1990-94)	626	1,070	.585
10.	Tommy LaGarde (1973-77)	367	630	.583
11.	Kevin Madden (1985-90)	519	893	.581
12.	Antawn Jamison (1995-98)	787	1,364	.577
13.	Sam Perkins (1980-84)	786	1,364	.576
14.	Mike O'Koren (1976-80)	643	1,124	.572
15.	Dave Chadwick (1968-71)	179	315	.568
16.	Curtis Hunter (1982-87)	201	357	.563
17.	Al Wood (1977-81)	825	1,474	.560
18.	John Virgil (1976-80)	233	419	.556
19.	Scott Williams (1986-90)	595	1,080	.551
20.	Joe Wolf (1983-87)	511	928	.551
21.	Ed Davis (2008-10)	210	383	.548
22.	Vince Carter (1995-98)	481	880	.547
23.	Charlie Shaffer (1961-64)	221	406	.544
24.	James Worthy (1979-82)	485	896	.541
25.	Bill Chamberlain (1969-72)	389	720	.540
	Michael Jordan (1981-84)	720	1,333	.540

THREE-POINT FIELD GOAL RECORDS

THREE-POINT FIELD GOALS MADE

MOST THREE-POINTERS — GAME

8	Hubert Davis at Florida State, Feb. 27, 1992
8	Dante Calabria vs. Florida State, Jan. 25, 1995
8	Jeff McInnis at Clemson, Feb. 14, 1996
8	Shammond Williams at Georgia Tech, Feb. 8, 1998
8	Raymond Felton at NC State, Jan. 26, 2003
8	Rashad McCants vs. Clemson, March 2, 2004
7	Jeff Lebo at Richmond, Nov. 28, 1987
7	Hubert Davis vs. Florida State, Dec. 15, 1991
7	Wayne Ellington vs. Miami, Jan. 17, 2009
7	Wayne Ellington vs. Maryland, Feb. 3, 2009
7	Will Graves vs. Dayton, April 1, 2010, in New York, N.Y.

MOST THREE-POINTERS — HALF

7	Wayne Ellington vs. Miami, Jan. 17, 2009 (2nd half)
6	Hubert Davis at Florida State, Feb. 27, 1992 (2nd half)
6	Danny Green vs. UNC Asheville, Nov. 30, 2008 (2nd half)

MOST THREE-POINTERS — ACC REGULAR SEASON GAME

8	Hubert Davis at Florida State, Feb. 27, 1992
8	Dante Calabria vs. Florida State, Jan. 25, 1995
8	Jeff McInnis at Clemson, Feb. 14, 1996
8	Shammond Williams at Georgia Tech, Feb. 8, 1998
8	Raymond Felton at NC State, Jan. 26, 2003
8	Rashad McCants vs. Clemson, March 2, 2004

MOST THREE-POINTERS — ACC TOURNAMENT GAME

6	Jason Capel vs. Clemson, quarterfinal, March 9, 2001, in Atlanta
6	Harrison Barnes vs. Clemson, semifinal, March 12, 2011, in Greensboro

MOST THREE-POINTERS — NCAA TOURNAMENT GAME

6	Shammond Williams vs. UNC Charlotte, East Regional 2nd round, March 14, 1998, in Hartford, Conn.
---	-----------------------------------------------------------------------------------------------------

MOST THREE-POINTERS — NCAA CHAMPIONSHIP GAME

5	Donald Williams vs. Michigan, April 5, 1993, in New Orleans, La.
---	------------------------------------------------------------------

MOST THREE-POINTERS — SMITH CENTER GAME

8	Dante Calabria vs. Florida State, Jan. 25, 1995
8	Rashad McCants vs. Clemson, March 2, 2004

MOST CONSECUTIVE GAMES WITH A THREE-POINTER

34	Rashad McCants (last 19 games in 2003-04, first 15 in 2004-05)
34	Shammond Williams (last 27 in 1996-97, first seven in 1997-98)
34	Hubert Davis (last 21 games in 1990-91, first 13 in 1991-92)
28	Kenny Smith (first 28 games in 1986-87)

MOST CONSECUTIVE THREE-POINTERS MADE

12	Raymond Felton, 2004-05 (<i>ACC Record</i>)
----	-----------------------------------------------

MOST THREE-POINTERS — SEASON

95	Shammond Williams, 1996-97
87	Kenny Smith, 1986-87
87	Donald Williams, 1994-95
86	Shammond Williams, 1997-98
85	Hubert Davis 1991-92
85	Wayne Ellington, 2008-09
83	Donald Williams, 1992-93
78	Jeff Lebo, 1987-88
78	Rashad McCants, 2003-04
78	Wayne Ellington, 2007-08

MOST THREE-POINTERS — CAREER

233	Shammond Williams, 1994-98
229	Wayne Ellington, 2006-09
221	Donald Williams, 1991-95
221	Rashad McCants, 2002-05
211	Jeff Lebo, 1985-89
197	Hubert Davis, 1988-92
193	Dante Calabria, 1992-96
184	Danny Green, 2005-09
183	Melvin Scott, 2001-05
174	Raymond Felton, 2002-05

THREE-POINT FIELD GOALS ATTEMPTED

MOST THREE-POINT ATTEMPTS — GAME

14	Shammond Williams vs. Maryland, Jan. 8, 1997
14	Kenny Smith vs. SMU, Dec. 30, 1986
14	Jeff Lebo vs. Temple, Feb. 21, 1988
14	Jeff Lebo vs. Iowa, Jan. 7, 1989
14	Rick Fox vs. NC State, Feb. 6, 1991
14	Rashad McCants at Florida State, Jan. 22, 2004



Shammond Williams holds Carolina records for most three-pointers made in a game, a season and a career.

MOST THREE-POINT ATTEMPTS — SEASON

227	Shammond Williams, 1996-97
218	Donald Williams, 1994-95
215	Shammond Williams, 1997-98
213	Kenny Smith, 1986-87
204	Wayne Ellington, 2008-09
199	Donald Williams, 1992-93
198	Hubert Davis, 1991-92
197	Will Graves, 2009-10
196	Rick Fox, 1990-91
195	Dante Calabria, 1995-96
195	Wayne Ellington, 2007-08

MOST THREE-POINT ATTEMPTS — CAREER

578	Shammond Williams, 1994-98
577	Wayne Ellington, 2006-09
572	Donald Williams, 1991-95
533	Rashad McCants, 2002-05
498	Melvin Scott, 2001-05
493	Jeff Lebo, 1985-89
491	Danny Green, 2005-09
469	Dante Calabria, 1992-96
464	Raymond Felton, 2002-05
453	Hubert Davis, 1988-92

THREE-POINT FIELD GOAL PERCENTAGE

HIGHEST THREE-POINT PCT. — GAME (min. 5 made)

1.000	Jason Capel vs. Clemson, March 9, 2001 (6 of 6), in Atlanta, Ga. (<i>ACC record</i>)
1.000	Hubert Davis at Alabama, Nov. 30, 1989 (5 of 5)
1.000	Hubert Davis vs. Eastern Michigan, March 22, 1991, in East Rutherford, N.J. (5 of 5)
.857	Jim Braddock vs. Rutgers, Jan. 5, 1983 (6 of 7), in Greensboro
.857	Michael Jordan vs. Georgia Tech, Jan. 29, 1983 (6 of 7), in Greensboro
.857	Dante Calabria vs. VMI, Dec. 17, 1994 (6 of 7)

HIGHEST THREE-POINT PCT. — SEASON (min. 50 made)

.496	Dante Calabria, 1994-95 (66 of 133)
.489	Hubert Davis, 1990-91 (64 of 131)
.472	Ty Lawson, 2008-09 (51 of 108)
.464	Jeff Lebo, 1987-88 (78 of 168)
.462	Jim Braddock, 1982-83 (43 of 93)
.450	Jeff Lebo, 1986-87 (67 of 149)
.447	Michael Jordan, 1982-83 (34 of 76)
.441	Wes Miller, 2005-06 (64 of 145)
.440	Raymond Felton, 2004-05 (70 of 159)
.438	Rick Fox, 1989-90 (70 of 160)

HIGHEST THREE-POINT PCT. — CAREER (min. 100 made)

.435	Hubert Davis, 1988-92 (197 of 453)
.428	Jeff Lebo, 1985-89 (211 of 493)
.419	Reyshawn Terry, 2003-07 (103 of 246)
.415	Rashad McCants, 2002-05 (221 of 533)
.412	Dante Calabria, 1992-96 (193 of 469)
.403	Shammond Williams, 1994-98 (233 of 578)
.403	Ty Lawson, 2006-09 (112 of 278)
.397	Jeff McInnis, 1993-96 (138 of 348)
.397	Wayne Ellington, 2006-09 (229 of 577)
.388	Rick Fox, 1987-91 (153 of 394)
.386	Donald Williams, 1991-95 (221 of 572)



Brian Fleming

Tyler Hansbrough made 982 free throws in his career, more than any player in NCAA history.

FREE THROWS MADE

MOST FREE THROWS MADE — GAME

21 York Larese vs. Duke, Dec. 29, 1959, in Raleigh (*Ties ACC Record*)

MOST FREE THROWS MADE — ACC TOURNAMENT GAME

17 Charles Scott vs. Virginia, quarterfinal, March 5, 1970, in Charlotte (*ACC Record*)

MOST FREE THROWS MADE — NCAA TOURNAMENT GAME

15 Ty Lawson vs. Michigan State, April 6, 2009, in Detroit, Mich. (national championship game)

MOST FREE THROWS MADE — SMITH CENTER

17 Tyler Hansbrough vs. Clemson, Feb. 10, 2008
 14 Tyler Hansbrough vs. NC State, Jan. 7, 2006
 14 Tyler Hansbrough vs. Georgia Tech, Feb. 15, 2006
 14 Tyler Hansbrough vs. Georgia Tech, Jan. 20, 2007
 14 Tyler Hansbrough vs. Virginia Tech, Feb. 13, 2007

MOST CONSECUTIVE FREE THROWS MADE

41 Jeff Lebo (from Jan. 3 to March 12, 1989)

MOST FREE THROWS MADE — SEASON

304 Tyler Hansbrough, 2007-08 (*ACC record*)
 285 Lennie Rosenbluth, 1956-57
 249 Tyler Hansbrough, 2008-09
 242 Tyler Hansbrough, 2006-07
 222 Bobby Lewis, 1965-66
 214 Pete Brennan, 1957-58
 191 Sean May, 2004-05
 189 Lennie Rosenbluth, 1954-55
 187 Tyler Hansbrough, 2005-06
 185 Pete Brennan, 1956-57
 185 Jerry Stackhouse, 1994-95

MOST FREE THROWS MADE — CAREER

982 Tyler Hansbrough, 2005-09 (*NCAA record*)
 603 Lennie Rosenbluth, 1954-57
 561 Sam Perkins, 1980-84
 560 Phil Ford, 1974-78
 512 Bobby Lewis, 1964-67
 506 Pete Brennan, 1955-58
 479 Mike O'Koren, 1976-80
 452 Larry Miller, 1965-68
 431 Dennis Wuycik, 1969-72
 397 Charles Scott, 1967-70
 397 Billy Cunningham, 1962-65

FREE THROWS ATTEMPTED

MOST FREE THROWS ATTEMPTED — GAME

24 Lennie Rosenbluth at Clemson, Jan. 14, 1956
 24 Billy Cunningham vs. Maryland, Jan. 13, 1964

MOST FREE THROWS ATTEMPTED — ACC TOURNAMENT GAME

21 Charles Scott vs. Virginia (made 17), quarterfinal, March 5, 1970, in Charlotte

MOST FREE THROWS ATTEMPTED — NCAA TOURNAMENT GAME

19 Tommy Kearns vs. Syracuse, East Regional final, March 16, 1957, in Philadelphia, Pa.
 19 Tyler Zeller vs. Long Island, East Regional 2nd round, March 25, 2011, in Charlotte

MOST FREE THROWS ATTEMPTED — SEASON

377 Tyler Hansbrough, 2007-08 (*ACC record*)
 376 Lennie Rosenbluth, 1956-57
 315 Tyler Hansbrough, 2006-07
 296 Tyler Hansbrough, 2008-09
 291 Pete Brennan, 1957-58
 276 Antawn Jamison, 1997-98
 274 Bobby Lewis, 1965-66
 262 Pete Brennan, 1956-57
 260 Jerry Stackhouse, 1994-95
 256 Larry Miller, 1967-68

MOST FREE THROWS ATTEMPTED — CAREER

1,241 Tyler Hansbrough, 2005-09 (*ACC record*)
 815 Lennie Rosenbluth, 1954-57
 715 Pete Brennan, 1955-58
 705 Sam Perkins, 1980-84
 693 Phil Ford, 1974-78
 661 Larry Miller, 1965-68
 660 Mike O'Koren, 1976-80
 660 Bobby Lewis, 1964-67
 635 Antawn Jamison, 1995-98
 633 Billy Cunningham, 1962-65

FREE THROW PERCENTAGE

HIGHEST FT PERCENTAGE — GAME (min. 15 made)

100.0 York Larese vs. Duke, Dec. 29, 1959 (21 of 21), in Raleigh
 100.0 Phil Ford at NC State, Feb. 24, 1976 (16 of 16)

HIGHEST FT PERCENTAGE — NCAA TOURNAMENT GAME (min. 10 made)

100.0 Tyler Hansbrough vs. Radford, March 19, 2009 (12 of 12), in Greensboro

HIGHEST FT PERCENTAGE — SEASON (min. 75 made)

.911 Shammond Williams, 1997-98 (133 of 146)
 .878 Jeff Lebo, 1987-88 (86 of 98)
 .876 Steve Hale, 1984-85 (85 of 97)
 .871 Darrell Elston, 1973-74 (81 of 93)
 .868 York Larese, 1959-60 (131 of 151)
 .860 Kenny Smith, 1984-85 (98 of 114)
 .858 Dennis Wuycik, 1970-71 (169 of 197)
 .856 Sam Perkins, 1983-84 (155 of 181)
 .854 Jason Capel, 1998-99 (76 of 89)
 .853 Joseph Forte, 2000-01 (133 of 156)
 .853 Phil Ford, 1976-77 (157 of 184)

HIGHEST FT PERCENTAGE — CAREER (min. 100 made)

Rk.	Name (Years Played)	Made	Att.	Pct.
1.	Shammond Williams (1994-98)	292	344	.849
2.	Marvin Williams (2004-05)	138	163	.847
3.	Danny Green (2005-2009)	202	239	.845
4.	Jeff Lebo (1985-89)	308	367	.839
5.	Jim Braddock (1979-83)	106	127	.835
6.	Dennis Wuycik (1969-72)	431	517	.834
7.	Darrell Elston (1971-74)	125	150	.833
8.	Ed Stahl (1972-75)	124	149	.832
9.	Ranzino Smith (1984-88)	136	165	.824
10.	Jason Capel (1998-02)	377	458	.823
	Kenny Smith (1983-87)	293	356	.823
12.	Hubert Davis (1989-92)	304	371	.819
13.	Steve Hale (1982-86)	230	283	.813
14.	Joseph Forte (1999-01)	221	273	.810
15.	Wayne Ellington (2006-09)	233	288	.809
16.	Phil Ford (1974-78)	560	693	.808
17.	York Larese (1958-61)	351	441	.796
	Sam Perkins (1980-84)	561	705	.796
19.	Tyler Hansbrough (2005-09)	982	1,241	.791
20.	Larry Brown (1960-63)	221	282	.784
21.	Tony Radovich (1952-56)	216	276	.783
22.	Ray Respass (1962-65)	110	141	.780
	George Karl (1970-73)	305	391	.780
	Ty Lawson (2006-09)	337	432	.780

REBOUNDBING RECORDS

SINGLE-GAME

MOST REBOUNDS — GAME

30	Rusty Clark vs. Maryland, Feb. 21, 1968
28	Billy Cunningham vs. Maryland, Jan. 13, 1964
27	Billy Cunningham vs. Clemson, Feb. 16, 1963
25	Lennie Rosenbluth vs. South Carolina, Dec. 9, 1954
25	Lennie Rosenbluth vs. Virginia, Jan. 11, 1955
25	Billy Cunningham vs. Tulane, Dec. 10, 1964

MOST REBOUNDS — ACC REGULAR SEASON GAME

30	Rusty Clark vs. Maryland, Feb. 21, 1968
----	-----------------------------------------

MOST REBOUNDS — ACC TOURNAMENT GAME

21	Lee Shaffer vs. Clemson, quarterfinal, March 5, 1959, in Raleigh
----	------------------------------------------------------------------

MOST REBOUNDS — ACC CHAMPIONSHIP GAME

19	Pete Brennan vs. South Carolina, March 9, 1957, in Raleigh
----	------------------------------------------------------------

MOST REBOUNDS — NCAA TOURNAMENT GAME

19	Lennie Rosenbluth vs. Yale, East 1st round, March 12, 1957, in New York, N.Y.
19	Robert McAdoo vs. Louisville, NCAA 3rd place, March 25, 1972, in Los Angeles, Calif.

MOST REBOUNDS — GAME (by a freshman)

20	Antawn Jamison at Virginia, Jan. 17, 1996
----	-------------------------------------------

MOST REBOUNDS — GAME (by a guard)

16	Joseph Forte at Duke, Feb. 1, 2001
----	------------------------------------

MOST REBOUNDS — SMITH CENTER

24	Sean May vs. Duke, March 6, 2005
21	Sean May vs. Akron, Dec. 14, 2003
21	Sean May vs. Duke, Feb. 5, 2004
19	Sean May vs. Kentucky, Dec. 4, 2004
18	Tyler Hansbrough vs. Duke, Feb. 6, 2008

SEASON

MOST REBOUNDS — SEASON (300 or more)

399	Tyler Hansbrough, 2007-08
397	Sean May, 2004-05
389	Antawn Jamison, 1997-98
379	Billy Cunningham, 1963-64
374	John Henson, 2010-11
365	George Lynch, 1992-93
349	Brad Daugherty, 1984-85
348	Bobby Jones, 1972-73
344	Billy Cunningham, 1964-65
341	Rusty Clark, 1967-68
339	Billy Cunningham, 1962-63
334	Mitch Kupchak, 1974-75
332	Pete Brennan, 1956-57
330	Sam Perkins, 1982-83
330	Rusty Clark, 1966-67
329	Antawn Jamison, 1996-97
321	Doug Moe, 1960-61
316	Mitch Kupchak, 1975-76
312	Robert McAdoo, 1971-72
309	Antawn Jamison, 1995-96
306	Brad Daugherty, 1985-86
303	Pete Brennan, 1957-58
301	James Worthy, 1980-81
301	Tyler Hansbrough, 2006-07

HIGHEST REBOUNDBING AVERAGE PER GAME — SEASON

16.1	Billy Cunningham, 1962-63 (339 reb. in 21 games)
15.8	Billy Cunningham, 1963-64
14.3	Billy Cunningham, 1964-65
14.0	Doug Moe, 1960-61
11.7	Lennie Rosenbluth, 1954-55
11.7	Pete Brennan, 1957-58
11.6	Bud Maddie, 1952-53
11.5	Lennie Rosenbluth, 1955-56
11.3	Mitch Kupchak, 1975-76
11.3	Doug Moe, 1959-60



Sally Sathner

Sam Perkins held the UNC career rebounding mark until Tyler Hansbrough broke the record in 2009.

CAREER

MOST REBOUNDS — CAREER (700 or more)

1,219	Tyler Hansbrough, 2005-2009
1,167	Sam Perkins, 1980-84
1,097	George Lynch, 1989-93
1,062	Billy Cunningham, 1962-65
1,027	Antawn Jamison, 1995-98
1,006	Mitch Kupchak, 1972-76
1,003	Brad Daugherty, 1982-86
941	Eric Montross, 1990-94
929	Rusty Clark, 1966-69
890	Ademola Okulaja, 1995-99
861	Scott Williams, 1986-90
854	Pete Brennan, 1955-58
839	Brendan Haywood, 1997-01
834	Larry Miller, 1965-68
817	Bobby Jones, 1971-74
815	Mike O'Koren, 1976-80
807	Jason Capel, 1998-02
790	Lennie Rosenbluth, 1954-57
771	Sean May, 2002-05
766	Pete Chilcutt, 1987-91
743	Deon Thompson, 2006-10
731	J.R. Reid, 1986-89
729	Lee Dedmon, 1968-71

HIGHEST REBOUNDBING AVERAGE PER GAME — CAREER

15.4	Billy Cunningham, 1962-65 (1,062 in 69 games)
10.6	Doug Moe, 1958-61
10.5	Pete Brennan, 1955-58
10.4	Lennie Rosenbluth, 1954-57
10.2	Rusty Clark, 1966-69
10.0	Bud Maddie, 1953-54
10.0	Sean May, 2002-05
9.9	Antawn Jamison, 1995-98
9.2	Larry Miller, 1965-68
8.9	Bobby Jones, 1971-74

DOUBLE-DIGIT REBOUNDBING GAMES

MOST GAMES IN DOUBLE-FIGURES — SEASON

22	Billy Cunningham, 1963-64
21	Billy Cunningham, 1962-63
21	Antawn Jamison, 1997-98
21	John Henson, 2010-11

MOST GAMES IN DOUBLE-FIGURES — CAREER

61	Billy Cunningham, 1962-65
----	---------------------------

CONSECUTIVE GAMES IN DOUBLE-FIGURES

40	Billy Cunningham (last 20 games in 1962-63 and first 20 games in 1963-64)
----	---------------------------------------------------------------------------



Ed Cota holds numerous Carolina assist records. He started on Final Four squads in 1997, 1998 and 2000.

SINGLE-GAME

MOST ASSISTS — SINGLE GAME

18	Raymond Felton vs. George Mason, Dec. 7, 2003
17	Jeff Lebo vs. UT Chattanooga, Nov. 18, 1988
17	Ed Cota vs. UNLV, Dec. 4, 1999, in Charlotte
16	Kendall Marshall vs. Florida State, Feb. 6, 2011
14	Phil Ford vs. Howard, Jan. 11, 1975
14	Phil Ford vs. Brigham Young, Dec. 20, 1976
14	Phil Ford at NC State, Feb. 23, 1977
14	Ed Cota vs. Appalachian State, Jan. 17, 1998
14	Ed Cota vs. Florida State, Jan. 24, 1998
14	Raymond Felton vs. Wyoming, March 24, 2003, NIT first round
14	Kendall Marshall vs. Long Island, East 2nd round, March 18, 2011, in Charlotte

MOST ASSISTS — ACC REGULAR-SEASON GAME

16	Kendall Marshall vs. Florida State, Feb. 6, 2011
14	Phil Ford at NC State, Feb. 23, 1977
14	Ed Cota vs. Florida State, Jan. 24, 1998

MOST ASSISTS — ACC TOURNAMENT GAME

13	Larry Brown vs. South Carolina, quarterfinal, Feb. 28, 1963, in Raleigh
----	-------------------------------------------------------------------------

MOST ASSISTS — NCAA TOURNAMENT GAME

14	Kendall Marshall vs. Long Island, East 2nd round, March 18, 2011, in Charlotte
-----------	---------------------------------------------------------------------------------------

MOST ASSISTS — SMITH CENTER GAME

18	Raymond Felton vs. George Mason, Dec. 7, 2003
17	Jeff Lebo vs. UT Chattanooga, Preseason NIT 1st round, Nov. 18, 1988

MOST ASSISTS BY A FRESHMAN — GAME

16	Kendall Marshall vs. Florida State, Feb. 6, 2011
14	Raymond Felton vs. Wyoming, March 24, 2003, NIT

MOST ASSISTS IN FIRST GAME AS A FRESHMAN

10	Raymond Felton vs. Penn State, Nov. 18, 2002, Preseason NIT <i>(ties ACC record)</i>
----	-----------------------------------------------------------------------------------------

SEASON

MOST ASSISTS — SINGLE SEASON

284	Ed Cota, 1999-2000
274	Ed Cota, 1997-98
249	Raymond Felton, 2004-05
238	Ed Cota, 1998-99
236	Raymond Felton, 2002-03
235	Kenny Smith, 1984-85
234	Ed Cota, 1996-97
230	Ty Lawson, 2008-09
230	Kendall Marshall, 2010-11
222	Larry Drew II, 2009-10

HIGHEST ASSIST AVERAGE PER GAME — SINGLE SEASON

8.1	Ed Cota, 1999-2000 (284 assists in 35 games)
7.44	Ed Cota, 1998-99
7.41	Ed Cota, 1997-98
7.1	Raymond Felton, 2003-04
7.0	Phil Ford, 1975-76

CAREER

MOST ASSISTS — CAREER (300 or more)

1,030	Ed Cota, 1996-2000
768	Kenny Smith, 1983-87
753	Phil Ford, 1974-78
698	Raymond Felton, 2002-05
637	Derrick Phelps, 1990-94
629	King Rice, 1987-91
608	Ty Lawson, 2006-09
580	Jeff Lebo, 1985-89
525	Jimmy Black, 1978-82
503	Steve Hale, 1982-86
446	Matt Doherty, 1980-84
435	Jeff McInnis, 1993-96
409	Walter Davis, 1973-77
399	Shammond Williams, 1994-98
394	George Karl, 1970-73
382	Steve Bucknall, 1985-89
378	Larry Drew II, 2008-11
370	John Kuester, 1973-77
348	Mike O'Koren, 1976-80
336	Dante Calabria, 1992-96
329	Jason Capel, 1998-02
327	Ademola Okulaja, 1995-99
323	Rick Fox, 1987-91

HIGHEST ASSIST AVERAGE PER GAME — CAREER

7.5	Ed Cota, 1996-2000 (1,030 assists in 138 games)
6.9	Raymond Felton, 2002-05
6.1	Phil Ford, 1974-78
6.1	Kenny Smith, 1983-87
5.8	Ty Lawson, 2006-09
5.2	Larry Brown, 1960-63
4.8	Derrick Phelps, 1990-94
4.5	King Rice, 1987-91
4.4	Jeff McInnis, 1993-96
4.4	Jeff Lebo, 1985-89

MISCELLANEOUS

MOST GAMES WITH 10 OR MORE ASSISTS — SEASON

12	Ed Cota, 1997-98
9	Phil Ford, 1975-76

MOST GAMES WITH 10 OR MORE ASSISTS — CAREER

32	Ed Cota, 1996-00
18	Raymond Felton, 2002-05
16	Phil Ford, 1974-78
13	Kenny Smith, 1983-87
10	Jeff McInnis, 1993-96

MOST ASSISTS IN THREE CONSECUTIVE GAMES

41	Ed Cota vs. Appalachian State (14), at NC State (13) and vs. Florida State (14), 1997-98
----	------------------------------------------------------------------------------------------

MOST ASSISTS — BY A FRESHMAN

236	Raymond Felton, 2002-03
234	Ed Cota, 1996-97

HIGHEST ASSIST AVERAGE — BY A FRESHMAN

6.9	Ed Cota, 1996-97
6.7	Raymond Felton, 2002-03

HIGHEST ASSIST-TURNOVER RATIO — CAREER (min. 300 assists)

2.78	Ty Lawson, 2006-09 (608 assists, 219 turnovers)
2.36	King Rice, 1987-91 (629 assists, 287b turnovers)
2.26	Matt Doherty, 1980-84 (446 assists, 197 turnovers)
2.21	Jeff Lebo, 1985-89 (580 assists, 263 turnovers)
2.19	Ed Cota, 1996-2000 (1,030 assists, 470 turnovers)

HIGHEST ASSIST-TURNOVER RATIO — SEASON (min. 200 assists)

3.49	Ty Lawson, 2008-09 (230 assists, 66 turnovers) <i>(ACC record)</i>
2.72	King Rice, 1990-91 (207 assists, 76 turnovers)
2.57	Ty Lawson, 2006-07 (213 assists, 83 turnovers)
2.50	Kendall Marshall, 2010-11 (230 assists, 92 turnovers)
2.47	Ed Cota, 1999-2000 (284 assists, 115 turnovers)


STEAL RECORDS

Andrew Cline/The Daily Tar Heel



The defense of Derrick Phelps was a key factor in the run to the 1993 NCAA title. Phelps tallied a UNC-record 247 steals from 1990-94.

Keith Worrell



George Lynch ranks second in Carolina history in steals.

SINGLE-GAME

MOST STEALS — SINGLE GAME

9	Derrick Phelps at Georgia Tech, Feb. 2, 1992
8	Derrick Phelps vs. Central Florida, Dec. 7, 1991
8	Dudley Bradley vs. Oregon State, Nov. 30, 1977
8	Tyler Hansbrough vs. UNC Asheville, Dec. 28, 2005
8	Ty Lawson vs. Michigan State, April 6, 2009, in Detroit, Mich.
7	Dudley Bradley vs. Wake Forest, Dec. 1, 1978, in Greensboro
7	Dudley Bradley vs. Duke, March 3, 1979, in Greensboro
7	Jimmy Black vs. Tulsa, Dec. 3, 1981
7	Derrick Phelps vs. Houston, Dec. 13, 1992
7	Derrick Phelps vs. Cornell, Jan. 4, 1993
7	George Lynch vs. Florida State, Jan. 27, 1993
7	Derrick Phelps vs. Maryland, Feb. 10, 1994
7	Ty Lawson vs. Michigan State, Dec. 3, 2008, in Detroit, Mich.

MOST STEALS — ACC REGULAR SEASON GAME

9	Derrick Phelps at Georgia Tech, Feb. 2, 1992
---	----------------------------------------------

MOST STEALS — ACC TOURNAMENT GAME

7	Dudley Bradley vs. Duke, championship, March 3, 1979, in Greensboro
---	---------------------------------------------------------------------

MOST STEALS — NCAA TOURNAMENT GAME

8	Ty Lawson vs. Michigan State, April 6, 2009, in Detroit, Mich. (NCAA championship game)
---	-----------------------------------------------------------------------------------------

MOST STEALS — SMITH CENTER GAME

8	Derrick Phelps vs. Central Florida, Dec. 7, 1991
8	Tyler Hansbrough vs. UNC Asheville, Dec. 28, 2005

MOST STEALS BY A FRESHMAN

8	Tyler Hansbrough vs. UNC Asheville, Dec. 28, 2005 (ACC freshman record)
---	-------------------------------------------------------------------------

SEASON

MOST STEALS — SINGLE SEASON

97	Dudley Bradley, 1978-79
89	George Lynch, 1992-93
82	Derrick Phelps, 1992-93
78	Derrick Phelps, 1991-92
78	Michael Jordan, 1982-83
78	Walter Davis, 1976-77
75	Ty Lawson, 2008-09
72	Raymond Felton, 2004-05
71	Walter Davis, 1975-76
70	Rick Fox, 1990-91

CAREER

MOST STEALS — CAREER

247	Derrick Phelps, 1990-94
241	George Lynch, 1989-93
197	Rick Fox, 1987-91
195	Kenny Smith, 1983-87
192	Ed Cota, 1997-00
192	Raymond Felton, 2002-05
190	Dudley Bradley, 1975-79
184	Ty Lawson, 2006-09
183	Mike O'Koren, 1976-80
180	Tyler Hansbrough, 2005-09

BLOCKED SHOT RECORDS

Robert Crawford

SINGLE-GAME

MOST BLOCKED SHOTS — SINGLE GAME

- 10 Brendan Haywood vs. Miami (Fla.), Dec. 4, 2000
- 9 Warren Martin vs. Stanford, Dec. 20, 1985

MOST BLOCKED SHOTS — ACC REGULAR-SEASON GAME

- 8 Warren Martin vs. NC State, Jan. 16, 1985

MOST BLOCKED SHOTS — ACC TOURNAMENT GAME

- 6 Eric Montross vs. Florida State, quarterfinal, March 11, 1994, in Charlotte

MOST BLOCKED SHOTS — NCAA TOURNAMENT GAME

- 6 Warren Martin vs. Middle Tennessee State, Southeast Regional 1st round, March 14, 1985, South Bend, Ind.
- 6 Rasheed Wallace vs. Georgetown, Southeast Regional semifinal, March 23, 1995, in Birmingham, Ala.
- 6 John Henson vs. Long Island, March 18, 2011, East 2nd round, in Charlotte

MOST BLOCKED SHOTS — SMITH CENTER GAME

- 10 Brendan Haywood vs. Miami (Fla.), Dec. 4, 2000

SEASON

MOST BLOCKED SHOTS — SINGLE SEASON

- 120 Brendan Haywood, 2000-01
- 118 John Henson, 2010-11**
- 93 Rasheed Wallace, 1994-95
- 91 Brendan Haywood, 1999-00
- 81 Warren Martin, 1985-86
- 81 Warren Martin, 1984-85
- 67 Sam Perkins, 1980-81
- 65 Sam Perkins, 1982-83
- 65 Brandan Wright, 2006-07
- 65 Ed Davis, 2008-09

CAREER

MOST BLOCKED SHOTS — CAREER

- 304 Brendan Haywood, 1997-2001
- 245 Sam Perkins, 1980-84
- 190 Warren Martin, 1981-86
- 178 John Henson, 2009-active**
- 174 Kevin Salvadori, 1990-94
- 169 Eric Montross, 1990-94
- 161 Scott Williams, 1986-90
- 156 Rasheed Wallace, 1993-95
- 155 Danny Green, 2005-2009
- 146 Brad Daugherty, 1982-86
- 141 Deon Thompson, 2006-10



Danny Green blocked seven shots at Duke in 2008 and finished his career eighth in school history in the category.

Tom Copeland/Greensboro News & Record



Brendan Haywood holds UNC records for blocks in a game, a season and a career.

MISCELLANEOUS RECORDS



Jeffrey Camarati

The 2009 senior class won 124 games, the most in Carolina history.



Jeffrey Camarati

Deon Thompson played in an NCAA-record 152 games from 2006-10.

MOST GAMES PLAYED — SINGLE SEASON

39	Tyler Hansbrough, Wayne Ellington, Danny Green, Deon Thompson, Marcus Ginyard in 2007-08
38	George Lynch, Eric Montross, Henrik Rodl, Kevin Salvadori, Pat Sullivan in 1992-93
38	Vince Carter, Brendan Haywood, Makhtar Ndiaye, Ademola Okulaja, Shammond Williams in 1997-98
38	Wayne Ellington, Tyler Hansbrough, Ty Lawson, Wes Miller, Alex Stepheson, Reyshawn Terry, Deon Thompson in 2006-07
38	Ed Davis, Larry Drew II, Wayne Ellington, Bobby Frason, Danny Green, Deon Thompson in 2008-09

MOST GAMES PLAYED — CAREER

152	Deon Thompson, 2006-10 (NCAA record)
145	Danny Green, 2005-09
143	Marcus Ginyard, 2005-10
142	Tyler Hansbrough, 2005-09
141	Brendan Haywood, 1997-2001
140	Pete Chilcutt, 1987-91
140	Rick Fox, 1987-91
140	King Rice, 1987-91
140	George Lynch, 1989-93
140	Henrik Rodl, 1989-93

MOST CAROLINA WINS PLAYED — SINGLE SEASON

36	Tyler Hansbrough, Wayne Ellington, Danny Green, Deon Thompson, Marcus Ginyard in 2007-08
34	George Lynch, Eric Montross, Henrik Rodl, Kevin Salvadori, Pat Sullivan in 1992-93
34	Vince Carter, Brendan Haywood, Makhtar Ndiaye, Ademola Okulaja, Shammond Williams in 1997-98
34	Ed Davis, Larry Drew II, Wayne Ellington, Bobby Frason, Danny Green, Deon Thompson in 2008-09

MOST CAROLINA WINS PLAYED — CAREER

123	Danny Green, 2005-09 (23 in 2005-06, 30 in 2006-07, 36 in 2007-08, 34 in 2008-09)
121	Deon Thompson, 2006-10 (30 in 2006-07, 36 in 2007-08, 34 in 2008-09, 20 in 2009-10)
120	Tyler Hansbrough, 2005-09 (23 in 2005-06, 31 in 2006-07, 36 in 2007-08, 30 in 2008-09)
115	Sam Perkins, 1980-84 (29 in 1980-81, 31 in 1981-82, 27 in 1982-83, 28 in 1983-84)

MOST ACC WINS PLAYED — CAREER (includes ACC Tournament games)

58	Danny Green, 2005-09
58	Tyler Hansbrough, 2005-09
57	Quentin Thomas, 2004-08
56	Sam Perkins, 1980-84
54	Eric Montross, 1990-94

TRIPLE-DOUBLE

(10 or More Points, Rebounds and Blocked Shots in Same Game)

Brendan Haywood vs. Miami (Fla.), Dec. 4, 2000 (18 points, 14 rebounds, 10 blocks)

TRIPLE-DOUBLE

(10 or More Points, Rebounds and Assists in Same Game)

Jason Capel vs. Buffalo, Dec. 17, 2000 (16 points, 11 rebounds, 10 assists)

(*Note: The *Charlotte Observer* reported that Billy Cunningham had 33 points, 16 rebounds and 11 assists vs. Virginia on Jan. 16, 1965. However, assists were not an official statistic at that point.)

ONLY PLAYER IN NCAA HISTORY WITH 1,000 POINTS, 1,000 ASSISTS AND 500 REBOUNDS

Ed Cota (1,261 points, 1,030 assists and 517 rebounds)

MOST WINS BY A CLASS (Four-year span)

124	2008-09
123	2007-08
121	2006-10
117	1983-84
116	1988-89

MOST PERSONAL FOULS

443 Scott Williams (1986-1990) (ACC record)

MOST GAMES PLAYED WITHOUT FOULING OUT

138 Ed Cota (1996-2000) (NCAA record)


TAR HEEL SINGLE-GAME BESTS

TOP 25 TAR HEEL SCORING GAMES


Pts.	Player	Opponent	Date and Site
49	Bob Lewis	Florida State	Dec. 16, 1965 in Chapel Hill
48	Billy Cunningham	Tulane	Dec. 10, 1964 in Chapel Hill
47	Lennie Rosenbluth	Furman	Dec. 4, 1956 in Chapel Hill
45	George Glamack	Clemson	Feb. 10, 1941 in Chapel Hill
45	Lennie Rosenbluth	Clemson	Jan. 14, 1956 at Clemson, S.C.
45	Lennie Rosenbluth	William & Mary	Feb. 7, 1956 in Chapel Hill
45*	Lennie Rosenbluth	Clemson	Mar. 7, 1957 at Raleigh, N.C.
43	Bob Lewis	Richmond	Dec. 8, 1965 in Chapel Hill
43	Charles Scott	Wake Forest	Jan. 17, 1970 in Chapel Hill
42	Shammond Williams	Georgia Tech	Feb. 8, 1998 at Atlanta, Ga.
41*	Charles Scott	Virginia	Mar. 5, 1970 at Charlotte, N.C.
41	Kenny Smith	Clemson	Jan. 28, 1987 at Clemson, S.C.
40	Lennie Rosenbluth	Duke	Mar. 1, 1957 at Durham, N.C.
40	Billy Cunningham	Maryland	Jan. 13, 1964 in Chapel Hill
40*	Charles Scott	Duke	Mar. 8, 1969 at Charlotte, N.C.
40	Tyler Hansbrough	Georgia Tech	Feb. 15, 2006 in Chapel Hill
40*	Harrison Barnes	Clemson	Mar. 12, 2011 in Greensboro, N.C.
39	Lennie Rosenbluth	William & Mary	Dec. 11, 1954 at Williamsburg, Va.
39 ^A	Lennie Rosenbluth	Canisius	Mar. 15, 1957 at Philadelphia, Pa.
39	Dennis Wuycik	Creighton	Dec. 12, 1970 at Charlotte, N.C.
39 ^A	Al Wood	Virginia	Mar. 28, 1981 at Philadelphia, Pa.
39	Michael Jordan	Georgia Tech	Jan. 29, 1983 at Greensboro, N.C.
39	Tyler Hansbrough	Clemson	Feb. 10, 2008 in Chapel Hill
38*	Lennie Rosenbluth	South Carolina	Mar. 9, 1957 at Raleigh, N.C.
38	Billy Cunningham	Virginia	Feb. 23, 1965 in Chapel Hill
38	Larry Miller	Virginia	Jan. 28, 1967 in Chapel Hill
38	Joseph Forte	Tulsa	Nov. 11, 2000 in Chapel Hill

TOP 25 TAR HEEL REBOUNING GAMES

Reb.	Player	Opponent	Date and Site
30	Rusty Clark	Maryland	Feb. 21, 1968 in Chapel Hill
28	Billy Cunningham	Maryland	Jan. 13, 1964 in Chapel Hill
27	Billy Cunningham	Clemson	Feb. 16, 1963 at Charlotte, N.C.
25	Lennie Rosenbluth	South Carolina	Dec. 9, 1954 in Chapel Hill
25	Lennie Rosenbluth	Virginia	Jan. 11, 1955 in Chapel Hill
25	Billy Cunningham	Virginia Tech	Jan. 18, 1964 in Chapel Hill
25	Billy Cunningham	South Carolina	Feb. 15, 1964 at Charlotte, N.C.
25	Billy Cunningham	Tulane	Dec. 10, 1964 in Chapel Hill
24	Billy Cunningham	Georgia	Dec. 3, 1964 at Athens, Ga.
24	Sean May	Duke	Mar. 6, 2005 in Chapel Hill
23	Lennie Rosenbluth	Clemson	Dec. 4, 1955 in Chapel Hill
23	Paul Likins	Clemson	Dec. 4, 1955 in Chapel Hill
23	Billy Cunningham	Virginia	Feb. 20, 1963 in Chapel Hill
22	Lennie Rosenbluth	William & Mary	Feb. 7, 1956 in Chapel Hill
22	Pete Brennan	Wake Forest	Jan. 4, 1958 in Chapel Hill
22	Billy Cunningham	Maryland	Feb. 18, 1964 at College Park, Md.
21	Lennie Rosenbluth	Virginia	Jan. 10, 1956 in Chapel Hill
21*	Lee Shaffer	Clemson	Mar. 5, 1959 at Raleigh, N.C.
21	Doug Moe	Virginia	Jan. 14, 1961 at Charlottesville, Va.
21	Billy Cunningham	South Carolina	Feb. 15, 1963 at Charlotte, N.C.
21	Billy Cunningham	South Carolina	Feb. 19, 1965 at Charlotte, N.C.
21	Bobby Jones	Duke	Jan. 20, 1973 in Chapel Hill
21	Mitch Kupchak	Tulane	Feb. 14, 1976 at New Orleans, La.
21	Sean May	Akron	Dec. 14, 2003 in Chapel Hill
21	Sean May	Duke	Feb. 5, 2004 in Chapel

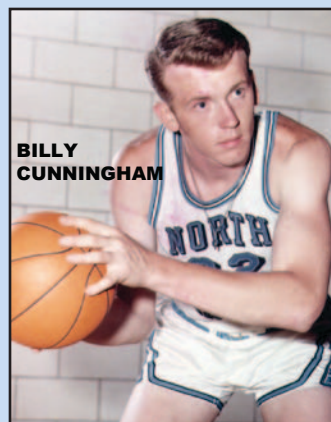


BOBBY LEWIS




KENDALL MARSHALL

Jeffrey Camarati



BILLY CUNNINGHAM




ED COTA

Jeffrey Camarati



Harrison Barnes scored 40 points in the 2011 ACC Tournament semifinal vs. Clemson.

Getty Images



Sean May had a career-high 24 rebounds in the win over Duke in 2005 in Chapel Hill.

Key to symbols: *ACC Tournament game #Dixie Classic game
^NCAA Tournament game ~NIT game

(**Bold** indicates active player)

TOP 25 TAR HEEL ASSIST GAMES

Ass.	Player	Opponent	Date and Site
18	Raymond Felton	George Mason	Dec. 7, 2003 in Chapel Hill
17	Jeff Lebo	Chattanooga	Nov. 18, 1988 in Chapel Hill
17	Ed Cota	UNLV	Dec. 4, 1999 at Charlotte, N.C.
16	Kendall Marshall	Florida State	Feb. 6, 2011 in Chapel Hill
14	Phil Ford	Howard	Nov. 29, 1975 in Chapel Hill
14	Phil Ford	Brigham Young	Dec. 20, 1976 in Chapel Hill
14	Phil Ford	NC State	Feb. 23, 1977 in Chapel Hill
14	Ed Cota	Appalachian State	Jan. 17, 1998 in Chapel Hill
14	Ed Cota	Florida State	Jan. 24, 1998 in Chapel Hill
14~	Raymond Felton	Wyoming	Mar. 24, 2003 in Chapel Hill
14^	Kendall Marshall	Washington	Mar. 20, 2011 in Charlotte, N.C.
13*	Larry Brown	South Carolina	Feb. 28, 1963 at Raleigh, N.C.
13	Steve Hale	Duke	Mar. 3, 1984 in Chapel Hill
13	Kenny Smith	Oral Roberts	Dec. 8, 1984 in Chapel Hill
13	Kenny Smith	SMU	Jan. 13, 1985 at Greensboro, N.C.
13	Kenny Smith	The Citadel	Feb. 1, 1985 at Charlotte, N.C.
13	Steve Hale	Clemson	Feb. 23, 1985 in Chapel Hill
13	Kenny Smith	UCLA	Nov. 24, 1985 in Chapel Hill
13	Jeff Lebo	Manhattan	Dec. 27, 1985 at Miami, Fla.
13	Kenny Smith	Miami (Fla.)	Dec. 6, 1986 in Chapel Hill
13	King Rice	Kentucky	Dec. 27, 1989 at Louisville, Ky.
13	Jeff McInnis	Florida State	Jan. 25, 1995 in Chapel Hill
13	Shammond Williams	Richmond	Nov. 19, 1997 at Richmond, Va.
13	Ed Cota	NC State	Jan. 21, 1998 at Raleigh, N.C.
13	Ed Cota	Georgia Tech	Feb. 8, 1998 at Atlanta, Ga.
13	Ed Cota	Hampton	Nov. 23, 1998 at Hampton, Va.
13	Ed Cota	Wake Forest	Feb. 12, 2000 in Chapel Hill
13	Ed Cota	Duke	Mar. 4, 2000 at Durham, N.C.

YEARLY LEADERS

FIELD GOAL PERCENTAGE (min. 85 field goals made)

Year	Player	FGM	FGA	Pct.
1951-52	Al Lifson	163	401	.406
1952-53	Jerry Vayda	111	266	.417
1953-54	Jerry Vayda	123	298	.413
1954-55	Tony Radovich	85	194	.438
1955-56	Lennie Rosenbluth	227	496	.456
1956-57	Lennie Rosenbluth	305	631	.483
1957-58	Pete Brennan	170	388	.438
1958-59	Lee Shaffer	128	273	.468
1959-60	Lee Shaffer	169	388	.436
1960-61	Jim Hudock	94	188	.500
1961-62	Donnie Walsh*	85	152	.559
1962-63	Billy Cunningham	186	380	.487
1963-64	Charlie Shaffer	117	221	.525
1964-65	Billy Cunningham	237	481	.491
1965-66	Larry Miller	219	400	.548
1966-67	Rusty Clark*	181	328	.552
1967-68	Charles Scott	234	470	.498
1968-69	Bill Bunting*	217	363	.598
1969-70	Dennis Wuycik	148	270	.548
1970-71	Dennis Wuycik*	182	300	.607
1971-72	Bobby Jones*	127	190	.668
1972-73	Mitch Kupchak	99	164	.604
1973-74	Bobby Jones*	189	326	.580
1974-75	Mitch Kupchak	239	397	.602
1975-76	Tommy LaGarde*	156	255	.612
1976-77	Tommy LaGarde	108	182	.593
1977-78	Mike O'Koren*	173	269	.643
1978-79	Al Wood*	210	367	.572
1979-80	Al Wood	216	378	.571
1980-81	Sam Perkins	199	318	.626
1981-82	Sam Perkins	174	301	.578
1982-83	Brad Daugherty	110	197	.558
1983-84	Brad Daugherty	128	210	.610
1984-85	Brad Daugherty	238	381	.625
1985-86	Brad Daugherty*#	284	438	.648
1986-87	J.R. Reid	198	339	.584
1987-88	J.R. Reid	222	366	.607
1988-89	J.R. Reid	164	267	.614
1989-90	Kevin Madden	120	211	.569
1990-91	Pete Chilcutt	175	325	.538
1991-92	Eric Montross	140	244	.574
1992-93	Eric Montross	222	361	.615
1993-94	Rasheed Wallace	139	230	.604
1994-95	Rasheed Wallace*	238	364	.654
1995-96	Antawn Jamison*	201	322	.624
1996-97	Antawn Jamison	270	496	.544
1997-98	Vince Carter*	224	379	.591
1998-99	Brendan Haywood	160	247	.648
1999-00	Brendan Haywood*#	191	274	.697
2000-01	Brendan Haywood	155	262	.592
2001-02	Jawad Williams	104	202	.515
2002-03	Rashad McCants	215	438	.491
2003-04	Rashad McCants	216	451	.479
2004-05	Sean May	228	402	.567
2005-06	Tyler Hansbrough	199	349	.570
2006-07	Brandon Wright*	228	353	.646
2007-08	Tyler Hansbrough	289	535	.540
2008-09	Ty Lawson	182	342	.532
2009-10	Ed Davis	111	192	.578
2010-11	Tyler Zeller*	210	384	.547

FREE THROW PERCENTAGE (min. 50 free throws made)

Year	Player	FTM	FTA	Pct.
1951-52	Al Lifson	99	140	.707
1952-53	Al Lifson	100	142	.704
1953-54	Al Lifson	74	97	.763
1954-55	Tony Radovich	60	80	.750
1955-56	Tony Radovich	63	76	.829
1956-57	Lennie Rosenbluth	285	376	.758
1957-58	Harvey Salz	64	84	.761
1958-59	Lee Shaffer	74	96	.770
1959-60	York Larese*	131	151	.868
1960-61	York Larese	124	158	.785
1961-62	Larry Brown	101	127	.795
1962-63	Larry Brown	95	122	.779
1963-64	Ray Respass	52	66	.788
1964-65	Bob Lewis	123	175	.703
1965-66	Bob Lewis	222	274	.810
1966-67	Bob Lewis	167	211	.791
1967-68	Dick Grubar	64	90	.711
1968-69	Bill Bunting	143	173	.827



Tyler Hansbrough led UNC in scoring and rebounding for four seasons in a row.

1969-70	Charles Scott	169	215	.786
1970-71	Dennis Wuycik	169	197	.858
1971-72	Kim Hubbard	53	57	.930
1972-73	Ed Stahl	73	88	.830
1973-74	Darrell Elston	81	93	.871
1974-75	Phil Ford	126	161	.783
1975-76	Tommy LaGarde	106	131	.809
1976-77	Phil Ford*	157	184	.853
1977-78	Phil Ford	149	184	.810
1978-79	Mike O'Koren	144	188	.766
1979-80	Al Wood	118	154	.766
1980-81	Jimmy Black	93	118	.788
1981-82	Matt Doherty	71	92	.772
1982-83	Jim Braddock	67	81	.827
1983-84	Sam Perkins*	155	181	.856
1984-85	Steve Hale*	85	97	.876
1985-86	Steve Hale	85	103	.825
1986-87	Jeff Lebo*	79	93	.849
1987-88	Ranzino Smith	52	58	.897
1988-89	Jeff Lebo	89	103	.864
1989-90	Hubert Davis	59	74	.797
1990-91	Hubert Davis	81	97	.835
1991-92	Hubert Davis*	140	169	.828
1992-93	Donald Williams*	97	117	.829
1993-94	Donald Williams	77	100	.770
1994-95	Jerry Stackhouse	185	260	.712
1995-96	Jeff McInnis	88	110	.800
1996-97	Shammond Williams	88	108	.815
1997-98	Shammond Williams*	133	146	.911
1998-99	Jason Capel	76	89	.854
1999-00	Jason Capel	116	140	.829
2000-01	Joseph Forte	133	156	.853
2001-02	Jason Capel	112	136	.824
2002-03	Jawad Williams	97	129	.752
2003-04	Raymond Felton	85	105	.810
2004-05	Marvin Williams	138	163	.847
2005-06	Reyshawn Terry	108	135	.800
2006-07	Wayne Ellington	51	61	.836
2007-08	Danny Green	69	79	.873
2008-09	Danny Green	52	61	.852
2009-10	Will Graves	50	62	.806
2010-11	Tyler Zeller	161	211	.763

THREE-POINT FIELD GOALS

Year	Player	Made	Att.	Pct.
1982-83	Jim Braddock	43	93	.462
1986-87	Kenny Smith	87	213	.408
1987-88	Jeff Lebo	78	168	.464
1988-89	Jeff Lebo	66	176	.375
1989-90	Rick Fox	70	160	.438
1990-91	Rick Fox	67	196	.342
1991-92	Hubert Davis	85	198	.429
1992-93	Donald Williams	83	199	.417
1993-94	Donald Williams	42	124	.339

1994-95	Donald Williams	87	218	.399
1995-96	Dante Calabria	77	195	.395
1996-97	Shammond Williams	95	227	.419
1997-98	Shammond Williams	86	215	.400
1998-99	Ademola Okulaja	59	137	.431
1999-00	Joseph Forte	56	156	.359
2000-01	Jason Capel	56	134	.418
2001-02	Brian Morrison	42	125	.336
2002-03	Rashad McCants	72	174	.414
2003-04	Rashad McCants	78	191	.408
2004-05	Rashad McCants	71	168	.423
2005-06	Wes Miller	64	145	.441
2006-07	Wayne Ellington	66	178	.371
2007-08	Wayne Ellington	78	195	.400
2008-09	Wayne Ellington	85	204	.417
2009-10	Will Graves	73	197	.371
2010-11	Harrison Barnes	67	195	.344

THREE-POINT FIELD GOAL PERCENTAGE (min. 25 field goals made)

Year	Player	Made	Att.	Pct.
1982-83	Jim Braddock	43	93	.462
1986-87	Jeff Lebo	67	149	.450
1987-88	Jeff Lebo	78	168	.464
1988-89	Steve Bucknall	62	148	.419
1989-90	Rick Fox	70	160	.438
1990-91	Hubert Davis*	64	131	.489
1991-92	Hubert Davis	85	198	.429
1992-93	Donald Williams	83	199	.417
1993-94	Jeff McInnis	27	65	.415
1994-95	Dante Calabria*	66	133	.496
1995-96	Shammond Williams	46	116	.397
1996-97	Shammond Williams	95	227	.419
1997-98	Vince Carter	44	107	.411
1998-99	Ademola Okulaja	59	137	.431
1999-00	Jason Capel	46	121	.380
2000-01	Jason Capel	56	134	.418
2001-02	Adam Boone	34	79	.430
2002-03	Rashad McCants	72	174	.414
2003-04	Rashad McCants	78	191	.408
2004-05	Raymond Felton*	70	159	.440
2005-06	Wes Miller	64	145	.441
2006-07	Reyshawn Terry	45	103	.437
2007-08	Wayne Ellington	78	195	.400
2008-09	Ty Lawson	51	108	.472
2009-10	Will Graves	73	197	.371
2010-11	Leslie McDonald	51	134	.381

SCORING AVERAGE

Year	Player	PPG
1951-52	Al Lifson	15.8
1952-53	Al Lifson	14.7
1953-54	Jerry Vayda	17.0
1954-55	Lennie Rosenbluth	25.5
1955-56	Lennie Rosenbluth*	26.7
1956-57	Lennie Rosenbluth	28.0
1957-58	Pete Brennan*	21.3
1958-59	York Larese	15.1
1959-60	Lee Shaffer*	18.2
1960-61	York Larese	23.1
1961-62	Larry Brown	16.5
1962-63	Billy Cunningham	22.7
1963-64	Billy Cunningham*	26.0
1964-65	Billy Cunningham*	25.4
1965-66	Bob Lewis*	27.4
1966-67	Larry Miller	21.9
1967-68	Larry Miller	22.4
1968-69	Charles Scott	22.3
1969-70	Charles Scott*	27.1
1970-71	Dennis Wuycik	18.4
1971-72	Robert McAdoo	19.5
1972-73	George Karl	17.0
1973-74	Bobby Jones	16.1
1974-75	Mitch Kupchak	18.5
1975-76	Phil Ford	18.6
1976-77	Phil Ford	18.7
1977-78	Phil Ford	20.8
1978-79	Al Wood	17.8
1979-80	Al Wood	19.0
1980-81	Al Wood	18.1
1981-82	James Worthy	15.6
1982-83	Michael Jordan	20.0
1983-84	Michael Jordan*	19.6
1984-85	Brad Daugherty	17.3
1985-86	Brad Daugherty	20.2

1986-87	Kenny Smith	16.9
1987-88	J.R. Reid	18.0
1988-89	J.R. Reid	15.9
1989-90	Rick Fox	16.2
1990-91	Rick Fox	16.9
1991-92	Hubert Davis	21.4
1992-93	Eric Montross	15.8
1993-94	Donald Williams	14.3
1994-95	Jerry Stackhouse	19.2
1995-96	Jeff McInnis	16.5
1996-97	Antawn Jamison	19.1
1997-98	Antawn Jamison*	22.2
1998-99	Ademola Okulaja	13.9
1999-00	Joseph Forte	16.7
2000-01	Joseph Forte	20.9
2001-02	Jason Capel	15.6
2002-03	Rashad McCants	17.0
2003-04	Rashad McCants*	20.0
2004-05	Sean May	17.5
2005-06	Tyler Hansbrough	18.9
2006-07	Tyler Hansbrough	18.4
2007-08	Tyler Hansbrough*	22.6
2008-09	Tyler Hansbrough	20.7
2009-10	Deon Thompson	13.7
2010-11	Tyler Zeller	15.7
	Harrison Barnes	15.7

REBOUNDING AVERAGE

Year	Player	RPG
1951-52	Howard Deasy	10.7
1952-53	Bud Maddie	11.6
1953-54	Paul Likins	10.9
1954-55	Lennie Rosenbluth	11.7
1955-56	Lennie Rosenbluth	11.5
1956-57	Pete Brennan	10.4
1957-58	Pete Brennan*	11.7
1958-59	Dick Kepley	7.3
1959-60	Doug Moe	11.3
1960-61	Doug Moe	14.0
1961-62	Jim Hudock	10.1
1962-63	Billy Cunningham*	16.1
1963-64	Billy Cunningham*	15.8
1964-65	Billy Cunningham*	14.3
1965-66	Larry Miller	10.3
1966-67	Rusty Clark	10.3
1967-68	Rusty Clark	11.0
1968-69	Rusty Clark	9.2
1969-70	Lee Dedmon	9.4
1970-71	Lee Dedmon	8.5
1971-72	Robert McAdoo	10.1
1972-73	Bobby Jones	10.5
1973-74	Bobby Jones	9.8
1974-75	Mitch Kupchak	10.8
1975-76	Mitch Kupchak*	11.3
1976-77	Tommy LaGarde	7.4
1977-78	Mike O'Koren	6.7
1978-79	Mike O'Koren	7.2
1979-80	Mike O'Koren	7.4
1980-81	James Worthly	8.4
1981-82	Sam Perkins	7.8
1982-83	Sam Perkins	9.4
1983-84	Sam Perkins	9.6
1984-85	Brad Daugherty*	9.7
1985-86	Brad Daugherty	9.0
1986-87	J.R. Reid	7.4
1987-88	J.R. Reid	8.9
1988-89	Scott Williams	7.3
1989-90	Scott Williams	7.3
1990-91	George Lynch	7.4
1991-92	George Lynch	8.8
1992-93	George Lynch	9.6
1993-94	Eric Montross	8.1
1994-95	Jerry Stackhouse	8.2
1995-96	Antawn Jamison	9.7
1996-97	Antawn Jamison	9.4
1997-98	Antawn Jamison*	10.5
1998-99	Ademola Okulaja	8.4
1999-00	Brendan Haywood	7.5
2000-01	Jason Capel	7.3
	Brendan Haywood	7.3
2001-02	Jason Capel	8.6
2002-03	Jawad Williams	5.6
2003-04	Sean May*	9.8
2004-05	Sean May	10.7
2005-06	Tyler Hansbrough	7.8
2006-07	Tyler Hansbrough	7.9
2007-08	Tyler Hansbrough*	10.2



Tyler Zeller led UNC in field goal and free throw percentage and scoring in 2010-11.

2008-09	Tyler Hansbrough	8.1
2009-10	Ed Davis	9.2
2010-11	John Henson	10.1

BLOCKED SHOTS

Year	Player	Blocks
1975-76	Mitch Kupchak	32
1976-77	Tommy LaGarde	31
1977-78	Jeff Wolf	23
1978-79	Pete Budko	27
1979-80	Jeff Wolf	28
1980-81	Sam Perkins	67
1981-82	Sam Perkins	53
1982-83	Sam Perkins	65
1983-84	Sam Perkins	60
1984-85	Warren Martin	81
1985-86	Warren Martin	81
1986-87	Dave Popson	27
	J.R. Reid	27
	Scott Williams	27
1987-88	Scott Williams	43
1988-89	Scott Williams	50
1989-90	Scott Williams	41
1990-91	Pete Chilcutt	35
1991-92	Kevin Salvadori	63
1992-93	Eric Montross	47
1993-94	Rasheed Wallace	63
1994-95	Rasheed Wallace	93
1995-96	Serge Zwikker	49
1996-97	Serge Zwikker	61
1997-98	Makhtar Ndiaye	54
1998-99	Brendan Haywood	60
1999-00	Brendan Haywood	91
2000-01	Brendan Haywood*	120
2001-02	Kris Lang	33
2002-03	Jawad Williams	37
2003-04	Sean May	37
2004-05	Sean May	38
2005-06	Danny Green	32
2006-07	Brandan Wright	65
2007-08	Deon Thompson	51
2008-09	Ed Davis	65
2009-10	Ed Davis	64
2010-11	John Henson*	118

ASSISTS

Year	Player	Assists
1968-69	Charles Scott	108
1969-70	Eddie Fogler	92
1970-71	Steve Previs	90
1971-72	Steve Previs	151

1972-73	George Karl	192
1973-74	Darrell Elston	158
1974-75	Phil Ford	161
1975-76	Phil Ford*	203
1976-77	Phil Ford*	217
1977-78	Phil Ford*	172
1978-79	Mike O'Koren	99
1979-80	Mike O'Koren	104
1980-81	Jimmy Black	188
1981-82	Jimmy Black*	213
1982-83	Matt Doherty	150
1983-84	Matt Doherty	124
1984-85	Kenny Smith	235
1985-86	Kenny Smith	210
1986-87	Kenny Smith	209
1987-88	Jeff Lebo	159
1988-89	Steve Bucknall	196
1989-90	King Rice	217
1990-91	King Rice	207
1991-92	Derrick Phelps	207
1992-93	Derrick Phelps	196
1993-94	Derrick Phelps	176
1994-95	Jeff McInnis	180
1995-96	Jeff McInnis	170
1996-97	Ed Cota*	234
1997-98	Ed Cota*	274
1998-99	Ed Cota*	238
1999-00	Ed Cota*	284
2000-01	Ronald Curry	119
2001-02	Adam Boone	89
2002-03	Raymond Felton	236
2003-04	Raymond Felton*	213
2004-05	Raymond Felton*	248
2005-06	Bobby Frasier	136
2006-07	Ty Lawson	213
2007-08	Ty Lawson	165
2008-09	Ty Lawson*	230
2009-10	Larry Drew II	222
2010-11	Kendall Marshall*	230

STEALS

Year	Player	Steals
1975-76	Walter Davis	71
1976-77	Walter Davis	78
1977-78	Dudley Bradley	61
1978-79	Dudley Bradley*	97
1979-80	Mike O'Koren	43
1980-81	Jimmy Black	64
1981-82	Jimmy Black	58
1982-83	Michael Jordan	78
1983-84	Michael Jordan	50
1984-85	Kenny Smith	64
1985-86	Steve Hale	55
1986-87	Kenny Smith	51
1987-88	Scott Williams	45
1988-89	Rick Fox	47
1989-90	Rick Fox	54
	King Rice	54
1990-91	Rick Fox	70
1991-92	Derrick Phelps	78
1992-93	George Lynch	89
1993-94	Derrick Phelps	60
1994-95	Jerry Stackhouse	50
1995-96	Jeff McInnis	38
1996-97	Ed Cota	57
1997-98	Ed Cota	58
1998-99	Ademola Okulaja	46
1999-00	Joseph Forte	54
2000-01	Joseph Forte	67
2001-02	Jason Capel	29
2002-03	Raymond Felton	56
2003-04	Raymond Felton	63
2004-05	Raymond Felton	72
2005-06	Tyler Hansbrough	38
2006-07	Ty Lawson	58
2007-08	Tyler Hansbrough	59
2008-09	Ty Lawson*	75
2009-10	Marcus Ginyard	44
2010-11	Dexter Strickland	46

*Denotes ACC leader

#Denotes NCAA leader


ANNUAL UNC TEAM STATISTICS

Year	GP	Field Goals Made-Att.	Pct.	3Pt. Field Goals Made-Att.	Pct.	Free Throws Made-Att.	Pct.	Rebounds Off-Def	Tot-Avg.	A	TO	BLK	STL	PF-D	Points-Avg.
1946-47															1433-53.1
1947-48															1452-53.8
1948-49															1486-59.4
1949-50	25	614				416								526	1652-57.0
1950-51	27	682-2025	.336			402-709	.668								1767-65.1
1951-52	27														1741-64.5
1952-53	27	659				423									2014-74.6
1953-54	21	499-1322	.377			441-701	.629		859-40.9					478	1439-68.5
1954-55	21	549-1386	.396			494-722	.684		794-37.8					396-21	1592-75.8
1955-56	23	623-1515	.411			593-862	.688		1106-48.1					417	1839-80.0
1956-57	32	860-1996	.431			817-1165	.701		1495-46.7					586	2537-79.3
1957-58	26	642-1621	.396			583-840	.694		1157-44.5					493	1867-71.8
1958-59	25	648-1509	.429			501-742	.691		1132-45.3					444	1797-71.9
1959-60	24	606-1467	.413			542-715	.758		1101-45.9					563	1754-73.1
1960-61	23	664-1497	.444			437-651	.671		1148-49.9					429	1765-76.7
1961-62	17	450-959	.469			330-495	.667		708-41.6					374	1230-72.4
1962-63	21	628-1368	.459			352-520	.676		918-43.7					390	1608-76.6
1963-64	24	731-1625	.450			399-607	.657		1171-48.8					477	1861-77.6
1964-65	24	757-1600	.473			400-605	.661		1092-45.5					438	1914-79.8
1965-66	27	838-1620	.517			508-693	.783		1007-37.3					453	2184-80.9
1966-67	32	1016-2154	.472			598-894	.669		1505-47.0					598	2630-82.2
1967-68	32	1028-2261	.455			624-916	.681		1511-47.2					570	2680-83.8
1968-69	32	1094-2228	.491			656-912	.717		1468-45.9	485				584	2844-88.9
1969-70	27	931-1936	.481			537-747	.719		1236-45.8	403				530	2399-88.9
1970-71	32	1010-1935	.522			686-923	.743		1382-43.2	586				654	2706-84.6
1971-72	31	1031-1954	.528			700-942	.743		1378-44.5	683				641	2762-89.1
1972-73	33	1150-2181	.527			496-703	.706		1405-42.6	855				675	2796-84.7
1973-74	28	1015-1952	.520			407-577	.705		1144-40.9	677				574	2437-87.0
1974-75	31	1037-1933	.536			549-556	.701		1090-35.2	391				699	2417-78.0
1975-76	29	966-1838	.526			537-715	.751		1086-37.4	598	74	279		567	2469-85.1
1976-77	33	1054-1961	.537			651-873	.746		1124-34.1	656	93	356		684	2759-83.6
1977-78	31	1008-1895	.532			497-756	.657		1111-35.8	595	93	294		633-18	2513-81.1
1978-79	29	861-1614	.533			496-688	.721		936-32.3	428	112	278		533-8	2218-76.5
1979-80	29	838-1603	.523			448-669	.670		994-32.6	462		110	225	559-18	2124-73.2
1980-81	37	1028-1969	.522			604-826	.731		1264-34.2	545		146	272	636-17	2660-71.9
1981-82	34	895-1668	.537			477-689	.692		999-29.4	583	438	110	239	471-6	2269-66.7
1982-83	36	1072-2082	.515			629-849	.741		1268-35.2	597	509	173	248	673-19	2905-80.7
1983-84	31	966-1779	.543			551-704	.783		1073-34.6	605	476	157	221	499-10	2483-80.1
1984-85	36	1039-1925	.540			569-748	.761		1215-33.8	702	556	159	220	604-24	2647-73.5
1985-86	34	1197-2140	.559			551-747	.738		1272-37.4	800	522	152	271	642-20	2945-86.6
1986-87	36	1238-2304	.537	213-488	.436	596-826	.722		1329-36.9	782	567	103	319	662-15	3285-91.3
1987-88	34	1013-1892	.535	169-393	.430	596-820	.727		1175-34.6	618	581	105	252	574-15	2791-82.1
1988-89	37	1228-2328	.527	186-478	.389	689-950	.725		1418-38.3	788	634	122	285	645-17	3331-90.0
1989-90	34	1044-2098	.498	206-565	.365	525-765	.686		1281-37.7	594	584	114	309	607-21	2808-82.6
1990-91	35	1134-2257	.502	192-483	.398	607-866	.701		1455-41.6	699	566	148	315	574-6	3067-87.6
1991-92	33	1039-2080	.500	232-599	.387	534-746	.716		1264-38.3	616	538	142	283	598-15	2756-83.5
1992-93	38	1219-2407	.506	168-452	.372	666-943	.706		1561-41.1	698	581	145	357	602-10	3272-86.1
1993-94	35	1091-2188	.499	144-437	.330	670-1008	.665		1531-43.7	649	532	219	285	579-11	2996-85.6
1994-95	34	1044-2055	.508	266-648	.410	517-763	.678		1290-37.9	576	437	177	211	476-5	2871-84.4
1995-96	32	919-1869	.492	235-593	.396	411-613	.670	420-823	1243-38.8	559	429	110	172	471-6	2484-77.6
1996-97	35	1018-2124	.479	188-506	.372	485-713	.680	530-925	1455-41.6	632	495	142	261	547-10	2709-77.4
1997-98	38	1131-2184	.518	185-511	.362	666-937	.711	490-1022	1512-39.8	699	493	188	259	533-13	3113-81.9
1998-99	34	868-1841	.471	175-460	.380	517-720	.718	435-923	1358-39.9	541	530	134	192	505-8	2428-71.4
1999-00	36	1014-2066	.491	169-492	.343	518-740	.700	438-956	1394-38.7	609	536	178	210	580-11	2715-75.4
2000-01	33	945-1972	.479	189-519	.364	532-794	.670	411-952	1363-41.3	576	518	184	244	576-8	2611-79.1
2001-02	28	707-1612	.439	212-606	.350	396-534	.690	305-666	971-34.7	477	461	99	167	508-14	2022-72.2
2002-03	35	900-2062	.436	290-822	.353	434-655	.663	400-796	1196-34.2	555	522	163	293	601-8	2524-72.1
2003-04	30	877-1913	.458	195-555	.351	515-749	.688	460-731	1191-39.7	540	462	120	285	554-11	2464-82.1
2004-05	37	1128-2260	.499	277-687	.403	724-998	.725	502-997	1499-40.5	706	594	142	362	662-9	3257-88.0
2005-06	31	863-1809	.477	215-573	.375	519-733	.708	432-805	1237-39.9	552	512	127	242	531-6	2460-79.4
2006-07	38	1187-2379	.499	215-600	.358	669-940	.712	522-1029	1551-40.8	696	524	173	309	647-7	3258-85.7
2007-08	39	1250-2564	.488	216-580	.372	738-975	.757	605-1090	1695-43.5	656	560	174	318	658-9	3454-88.6
2008-09	38	1205-2509	.480	264-682	.387	739-983	.752	556-1041	1597-42.0	685	472	196	325	609-6	3413-89.8
2009-10	37	1012-2294	.441	176-535	.329	558-854	.653	558-995	1553-42.0	576	562	209	250	564-4	2758-74.5
2010-11	37	1044-2318	.450	190-580	.328	590-878	.672	525-1053	1578-42.6	573	493	204	232	597-5	2868-77.5

ANNUAL OPPONENT TEAM STATISTICS 

Year	GP	Field Goals		3Pt. Field Goals		Free Throws		Rebounds		A	TO	BLK	STL	PF-D	Points-Avg.
		Made-Att.	Pct.	Made-Att.	Pct.	Made-Att.	Pct.	Off-Def	Tot-Avg.						
1953-54	21	422-1320	.320			491-725	.677		797-37.9					452	1335-63.6
1954-55	21	563-1542	.365			471-625	.754		993-47.3					422-20	1599-76.1
1955-56	23	569-1636	.348			495-747	.663		991-43.1					487	1633-71.0
1956-57	32	720-2043	.352			658-956	.688		1151-35.9					761	2098-65.5
1957-58	26	605-1563	.387			475-602	.789		106140.8					565	1688-64.9
1958-59	25	627-1606	.390			375-598	.627		1113-44.5					500	1629-65.2
1959-60	24	531-1415	.375			432-634	.681		1019-42.5					471	1494-62.3
1960-61	23	549-1381	.398			414-605	.684		922-40.1					450	1512-65.7
1961-62	17	472-1042	.453			291-475	.613		720-42.4					381	1235-72.6
1962-63	21	576-1316	.438			335-483	.694		878-41.8					404	1487-70.8
1963-64	24	723-1657	.436			413-602	.686		1054-44.0					477	1859-77.5
1964-65	24	752-1681	.447			359-531	.676		1057-44.0					463	1863-77.6
1965-66	27	818-1709	.479			369-551	.669		1035-39.0					533	2005-75.3
1966-67	32	873-1854	.471			531-772	.688		1392-43.5					701	2277-71.2
1967-68	32	912-2052	.444			492-708	.695		1370-42.8					684	2316-72.4
1968-69	32	937-2076	.451			547-781	.700		1295-40.5	319				672	2421-75.7
1969-70	27	798-1810	.441			532-742	.717		1201-44.5	255				567	2128-78.8
1970-71	16	437-1020	.428			248-378	.656		611-38.2					322	1122-70.1
1971-72	31	808-1918	.421			597-853	.700		1153-37.2	368				695	2213-71.4
1972-73	33	967-2161	.447			469-679	.691		1237-37.5	419				725	2403-72.8
1973-74	28	870-1895	.459			368-521	.706		1049-37.5	354				594	2108-75.3
1974-75	31	1014-2154	.471			389-556	.700		1090-35.2	391				699	2417-78.0
1975-76	29	886-1886	.470			382-541	.706		1010-34.8	403		170		699	2154-74.3
1976-77	33	978-2050	.477			440-626	.703		1078-32.7	417		218		762	2396-72.6
1977-78	31	875-1769	.495			442-618	.715		935-30.2	453		216		710-40	2192-70.7
1978-79	29	761-1620	.470			376-508	.740		847-29.2	336		171		619-27	1898-65.4
1979-80	29	798-1610	.496			375-542	.692		861-29.7	401		182		584-29	1971-68.0
1980-81	37	975-2128	.458			394-579	.680		1065-28.8	467	302	302		752-30	2344-63.4
1981-82	34	811-1742	.466			263-407	.646		873-25.7	418	493	188		641-22	1885-55.4
1982-83	36	945-2130	.444			476-701	.679		1151-32.0	489	569	233		779-33	2469-68.6
1983-84	31	851-1892	.450			308-476	.647		940-30.3	455	524	203		631-28	2010-64.8
1984-85	36	989-2197	.450			398-600	.663		1085-30.1	534	453	285		607-23	2376-66.0
1985-86	34	942-2163	.436			462-672	.688		1108-32.6	523	561	255		697-25	2346-69.0
1986-87	36	1043-2210	.472	130-342	.380	479-689	.695		1125-31.3	589	660	236		742-31	2695-74.9
1987-88	34	939-2063	.455	195-519	.376	417-605	.689		1043-30.7	490	536	260		687-21	2490-73.2
1988-89	37	1147-2530	.453	216-637	.339	439-648	.677		1338-36.2	603	654	343		808-21	2949-79.7
1989-90	34	996-2168	.459	206-565	.365	452-652	.693		1281-35.1	555	581	293		697-18	2650-77.9
1990-91	35	974-2329	.418	197-622	.317	362-568	.637		1225-35.0	519	635	270		708-21	2507-71.6
1991-92	33	909-2093	.434	232-599	.387	444-630	.705		1119-33.9	526	566	118		614-19	2494-75.6
1992-93	38	978-2370	.431	235-716	.328	405-603	.672		1222-32.2	536	581	138	273	750-20	2596-68.3
1993-94	35	923-2336	.395	273-802	.340	414-636	.651		1234-35.3	498	549	134	261	791-34	2533-72.4
1994-95	34	960-2326	.413	299-879	.340	297-423	.702		1230-36.2	503	434	95	226	652-22	2516-74.0
1995-96	32	826-2004	.412	308-857	.359	313-469	.667	401-642	1043-32.6	462	369	80	224	603-9	2273-71.0
1996-97	35	867-2154	.403	275-849	.324	325-523	.621	447-680	1127-32.2	453	479	98	256	644-19	2334-66.7
1997-98	38	923-2403	.384	282-879	.321	366-542	.675	525-703	1228-32.3	472	503	81	230	758-26	2494-65.6
1998-99	34	822-2091	.393	246-752	.327	316-480	.658	426-628	1054-31.0	434	378	121	267	615-13	2206-64.9
1999-00	36	953-2338	.408	229-744	.308	393-569	.691	510-735	1245-34.6	516	419	117	298	662-12	2528-70.2
2000-01	33	859-2196	.391	243-749	.324	380-578	.657	469-758	1227-37.2	461	447	108	298	669-16	2341-70.9
2001-02	28	803-1776	.452	216-596	.362	386-546	.707	362-685	1047-37.4	394	357	99	259	534-13	2208-78.9
2002-03	35	920-2103	.437	225-651	.346	427-618	.691	472-877	1349-38.5	489	581	153	288	637-15	2492-71.2
2003-04	30	799-1798	.444	229-650	.352	416-597	.697	364-697	1061-35.4	452	541	125	247	625-22	2243-74.8
2004-05	37	913-2274	.401	284-834	.341	490-689	.711	452-770	1222-33.0	500	658	173	328	808-30	2600-70.3
2005-06	31	779-1894	.411	200-605	.331	370-522	.708	377-609	986-31.8	406	465	114	282	639-10	2128-68.6
2006-07	38	962-2311	.416	254-751	.338	430-646	.666	425-802	1227-32.3	509	613	152	284	792-29	2608-68.6
2007-08	39	1061-2490	.426	278-852	.326	428-641	.668	446-820	1266-32.5	534	628	195	309	807-25	2828-72.5
2008-09	38	1013-2468	.410	274-814	.337	435-627	.694	494-863	1357-35.7	518	605	167	266	785-28	2735-72.0
2009-10	37	984-2389	.412	284-829	.343	558-854	.653	484-870	1354-36.6	536	508	168	318	713-21	2661-71.9
2010-11	37	948-2339	.405	267-806	.331	382-580	.659	454-889	1343-36.3	474	528	114	278	744-23	2545-68.8

CAROLINA HONOR ROLL



Roy Williams, Ty Lawson and Michael Jordan in Detroit after Lawson won the Cousy Award and Jordan was announced as a member of the Naismith Hall of Fame Class of 2009.

NAISMITH MEMORIAL BASKETBALL HALL OF FAME

Bernard Carnevale: Coach, 1970
Frank McGuire: Coach, 1977
Dean Smith: Coach, 1983
Billy Cunningham: Player, 1986
Robert McAdoo: Player, 2000
Larry Brown: Coach, 2002
James Worthy: Player, 2003
Roy Williams: Coach, 2007
Michael Jordan: Player, 2009

CONSENSUS FIRST-TEAM ALL-AMERICAS

Cartwright Carmichael: 1923, 1924
Jack Cobb: 1924, 1925, 1926
George Glamack: 1940, 1941
Lennie Rosenbluth: 1957
Larry Miller: 1968
Robert McAdoo: 1972
Phil Ford: 1977, 1978
James Worthy: 1982
Michael Jordan: 1983, 1984
Sam Perkins: 1983, 1984
Kenny Smith: 1987
J.R. Reid: 1988
Jerry Stackhouse: 1995
Antawn Jamison: 1998
Joseph Forte: 2001
Tyler Hansbrough: 2007, 2008, 2009

ALL-AMERICAS

(First-team selections unless noted)

Cartwright Carmichael: 1923, 1924
Jack Cobb: 1924, 1925, 1926
George Glamack: 1940, 1941
Jim Jordan: Helms Foundation, 1945 (2nd)
John "Hook" Dillon: The Sporting News, 1946; Maxwell, 1946; Converse, 1946
Lennie Rosenbluth: Associated Press, 1956 (2nd), 1957; United Press International, 1956 (2nd), 1957; Helms Foundation, 1956, 1957; NEA, 1956 (3rd), 1957; Colliers, 1956 (3rd), 1957; Converse, 1956 (2nd), 1957; USBWA, 1957
Tommy Kearns: Converse, 1957 (2nd); Associated Press, 1958 (3rd)
Pete Brennan: Associated Press, 1958; The Sporting News, 1958; USBWA, 1958; Converse, 1958; United Press International, 1958 (2nd), Helms Foundation, 1958 (2nd)
Lee Shaffer: American Weekly, 1959 (3rd); USBWA, 1960
York Larese: Associated Press, 1959 (3rd); Coaches, 1960 (3rd), 1961 (2nd); The Sporting News, 1961 (2nd); NEA, 1961 (2nd); United Press International,

1961 (3rd); Converse, 1961 (2nd)

Doug Moe: The Sporting News, 1959 (2nd); USBWA, 1961, The Sporting News, 1961 (2nd)

Billy Cunningham: USBWA, 1964, 1965; Helms Foundation, 1965; The Sporting News, 1965 (2nd)

Bob Lewis: Helms Foundation, 1966, 1967; Associated Press, 1966 (2nd)

Larry Miller: USBWA, 1967, 1968; Helms Foundation, 1967, 1968; Converse, 1967, 1968; Associated Press, 1968; United Press International, 1968; Coaches, 1968

Charles Scott: USBWA, 1969, 1970; Coaches, 1969, 1970; Helms Foundation, 1969, 1970; Converse, 1969, 1970; Basketball Weekly, 1969, 1970; NBA Coaches, 1970; Associated Press, 1970 (2nd); United Press International, 1970 (2nd); NEA, 1970

Bill Chamberlain: NBA Coaches, 1972 (2nd)

Robert McAdoo: NBA Coaches, 1972; Helms Foundation, 1972; NEA, 1972; The Sporting News, 1972; Associated Press, 1972 (2nd)

Dennis Wuycik: Helms Foundation, 1972; Basketball Weekly, 1972

Bobby Jones: USBWA, 1974; Coaches, 1974 (2nd); Associated Press, 1974 (2nd); United Press International, 1974 (2nd)

Mitch Kupchak: Citizen Savings (Helms Foundation), 1975, 1976; USBWA, 1976; Coaches, 1976; Converse, 1976; Associated Press, 1976 (2nd); United Press International, 1976 (2nd); Basketball Weekly, 1976 (3rd)

Phil Ford: Basketball Weekly, 1976, 1977, 1978; Coaches, 1976, 1977, 1978; Associated Press, 1976 (2nd), 1977, 1978; United Press International, 1976 (2nd), 1977 (2nd), 1978; Citizen Savings (Helms Foundation), 1976, 1977, 1978; Sporting News, 1976, 1977 (2nd), 1978; USBWA, 1977, 1978

Tommy LaGarde: The Sporting News, 1977 (2nd)

Mike O'Koren: Citizen Savings (Helms Foundation), 1978, 1979, 1980; Converse, 1978, 1979, 1980; Basketball Weekly, 1978 (2nd), 1979, 1980 (2nd); USBWA, 1979, 1980; The Sporting News, 1979, 1980; Coaches, 1979 (2nd), 1980 (2nd); United Press International, 1979 (2nd), 1980 (3rd)

Al Wood: Converse, 1980, 1981; USBWA, 1981; Citizen Savings (Helms Foundation), 1981; Associated Press, 1981 (2nd); NABC, 1981 (2nd)

James Worthy: USBWA, 1981, 1982; United Press International, 1982; NABC, 1982; The Sporting News, 1982; Basketball Weekly, 1982; Naismith,

11 NATIONAL PLAYERS OF THE YEAR

CONSENSUS NATIONAL PLAYERS OF THE YEAR

Phil Ford: 1978 (co-consensus with Butch Lee, Marquette)
Michael Jordan: 1984
Antawn Jamison: 1998
Tyler Hansbrough: 2008

BY PLAYER

Jack Cobb: 1926 (Helms Foundation)
George Glamack: 1940 (Helms Foundation), 1941 (Helms Foundation)
Lennie Rosenbluth: 1957 (Helms Foundation)
Phil Ford: 1978 (USBWA, NABC, Sporting News, John Wooden Award)
James Worthy: 1982 (Helms Foundation)
Michael Jordan: 1983 (The Sporting News), 1984 (Sporting News, Associated Press, United Press International, USBWA, NABC, Basketball Weekly, John Wooden Award, Naismith Award, Rupp Trophy)
Kenny Smith: 1987 (Basketball Times)
Jerry Stackhouse: 1995 (Sports Illustrated)
Antawn Jamison: 1998 (Associated Press, John Wooden Award, Naismith Award, NABC, USBWA, Sporting News, CBS/Chevrolet, Basketball America, Basketball Times, Basketball News, Rupp Trophy)
Sean May: 2005 (Sports Illustrated)
Tyler Hansbrough: 2008 (Associated Press, USBWA, NABC, John Wooden Award, Naismith Award, Sports Illustrated, Sporting News, ESPN.com, Rupp Trophy, CBS/Chevrolet, Basketball Times)

BY AWARD

Associated Press: Jordan (1984), Jamison (1998), Hansbrough (2008)
Wooden: Ford (1978), Jordan (1984), Jamison (1998), Hansbrough (2008)
Naismith: Jordan (1984), Jamison (1998), Hansbrough (2008)
Sporting News: Ford (1978), Jordan (1983, 1984), Jamison (1998), Hansbrough (2008)
NABC: Ford (1978), Jordan (1984), Jamison (1998), Hansbrough (2008)
USBWA: Ford (1978), Jordan (1984), Jamison (1998), Hansbrough (2008)
Helms Foundation: Cobb (1926), Glamack (1940, 1941), Rosenbluth (1957), Worthy (1982)
Rupp Trophy: Jordan (1984), Jamison (1998), Hansbrough (2008)
Sports Illustrated: Stackhouse (1995), May (2005), Hansbrough (2008)
Basketball Times: Smith (1987), Jamison (1998), Hansbrough (2008)
ESPN.com: Hansbrough (2008)
CBS/Chevrolet: Jamison (1998), Hansbrough (2008)
UPI: Jordan (1984)
Basketball Weekly: Jordan (1984)
Basketball America: Jamison (1998)
Basketball News: Jamison (1998)

1982; NBA Coaches, 1982; Converse, 1982; First Interstate Bank (Helms Foundation), 1982; Associated Press, 1982 (2nd)

Sam Perkins: USBWA, 1982, 1983, 1984; Converse, 1982, 1983, 1984; First Interstate Bank (Helms Foundation), 1982, 1983, 1984; United Press International, 1982 (2nd), 1983, 1984; Naismith, 1982 (2nd), 1983, 1984; The Sporting News, 1982 (2nd), 1983 (2nd), 1984; Basketball Weekly, 1982 (2nd), 1983 (2nd), 1984; NABC, 1982 (2nd), 1983 (2nd), 1984 (2nd); ESPN, 1983, 1984; ABAUSA, 1983, 1984; Associated Press, 1983 (3rd), 1984; Basketball Times, 1983 (3rd), 1984; NBA Coaches, 1984

Michael Jordan: Associated Press, 1983, 1984; United Press International, 1983, 1984; The Sporting News, 1983, 1984; USBWA, 1983, 1984; NABC, 1983, 1984; Naismith, 1983, 1984; NBA Coaches, 1983, 1984; Basketball Weekly, 1983, 1984; ESPN, 1983, 1984; ABAUSA, 1983, 1984; Basketball Times, 1983, 1984; First Interstate Bank (Helms Foundation), 1983, 1984; Converse, 1983, 1984

Brad Daugherty: USBWA, 1986; Basketball Weekly, 1986; Associated Press, 1986 (2nd); United Press International, 1986 (2nd); NABC, 1986 (2nd); The Sporting News, 1986 (2nd)

Kenny Smith: Associated Press, 1987; United Press International, 1987; USBWA, 1987; NABC, 1987; Basketball Times, 1987; Basketball Weekly, 1987; The Sporting News, 1987; Naismith Board, 1987; First Interstate Bank (Helms Foundation), 1987; Converse, 1987

J.R. Reid: Associated Press, 1988; Basketball Weekly, 1988; USBWA, 1988; United Press International,



1988 (2nd); The Sporting News, 1988 (2nd); Basketball Times, 1988, 1989 (3rd); NABC, 1988, 1989 (3rd)

Rick Fox: Sporting News, 1991 (3rd)

Eric Montross: Naismith, 1994; Classic Games John R. Wooden All-America Team, 1993, 1994; Associated Press, 1993 (2nd), 1994 (2nd); NABC, 1993 (2nd), 1994; The Sporting News, 1993 (2nd), 1994 (2nd); Basketball Weekly, 1993 (2nd), 1994; United Press International, 1993 (3rd); Basketball Times, 1993 (3rd), 1994; USBWA, 1994 (Honorable Mention)

George Lynch: United Press International, 1993 (Honorable Mention)

Derrick Phelps: Associated Press, 1994 (Honorable Mention)

Jerry Stackhouse: Associated Press, 1995; United Press International, 1995; USBWA, 1995; NABC, 1995; John Wooden Team, 1995; The Sporting News, 1995 (2nd); Basketball Times, 1995 (2nd)

Rasheed Wallace: The Sporting News, 1995; Basketball Times, 1995; John Wooden Team, 1995; Associated Press, 1995 (2nd); United Press International, 1995 (2nd); USBWA, 1995 (2nd); NABC, 1995 (2nd)

Antawn Jamison: Basketball Weekly, 1996 (Honorable Mention); John Wooden Team, 1997; Associated Press, 1997 (2nd); NABC, 1997 (2nd); The Sporting News, 1997 (2nd); Basketball Weekly, 1997 (2nd); Basketball Times, 1997 (3rd); Associated Press, 1998; NABC, 1998; USBWA, 1998; John Wooden Team, 1998; The Sporting News, 1998; Basketball Times, 1998; Basketball Weekly, 1998; Basketball America, 1998; Basketball News, 1998

Vince Carter: John Wooden Team, 1998; Associated Press, 1998 (2nd); The Sporting News, 1998 (2nd); Basketball Times, 1998 (2nd); Basketball Weekly, 1998 (3rd); Basketball News, 1998 (2nd); USBWA, 1998 (2nd)

Shammond Williams: Basketball News, 1998 (3rd); Associated Press, 1998 (Honorable Mention); The Sporting News, 1998 (Honorable Mention); Basketball Weekly, 1998 (Honorable Mention)

Ed Cota: Basketball Weekly, 1998 (Honorable Mention); USBWA, 1999 (Honorable Mention); Basketball Times, 1999 (Honorable Mention); The Sporting News (Honorable Mention), 2000

Ademola Okulaja: USBWA, 1999 (Honorable Mention)

Brendan Haywood: The Sporting News, 2001 (2nd); NABC (3rd)

Joseph Forte: Associated Press, 2001; NABC, 2001; USBWA, 2001; The Sporting News, 2001; Basketball Times, 2001; CBS Sportsline, 2001; ESPN, 2001

Sean May: Associated Press, 2004 (Honorable Mention); ESPN, 2004 (3rd); John Wooden Team, 2005; ESPN, 2005; Rupp, 2005; Associated Press, 2005 (2nd); Sports Illustrated, 2005 (2nd); USBWA, 2005 (2nd); The Sporting News (2nd); Basketball Times (2nd)

Rashad McCants: Associated Press, 2004 (3rd); Basketball Times, 2004 (2nd); CBS, 2004 (2nd); Sports Illustrated, 2004 (2nd); NABC, 2005 (3rd)

Raymond Felton: Associated Press, 2005 (3rd)

Tyler Hansbrough: The Sporting News, 2006, 2007, 2008, 2009; USBWA, 2007, 2008, 2009; Rupp Award, 2006, 2007, 2008, 2009; Associated Press, 2006 (3rd), 2007 (2nd), 2008, 2009; NABC 2006 (3rd), 2007, 2008, 2009; Basketball Times 2006 (3rd), 2007 (2nd), 2008, 2009 (2nd); John Wooden Team, 2007, 2008, 2009; Sports Illustrated, 2007 (2nd), 2008, 2009; Fox, 2008, 2009 (2nd)

Wayne Ellington: Associated Press, 2008 (Honorable Mention)



Phil Ford (center) won the Wooden Award and was the consensus National Player of the Year as a senior in 1978.

Ty Lawson: Associated Press, 2008 (Honorable Mention), 2009 (2nd); NABC, 2009; Wooden, 2009; Sports Illustrated, 2009; CBS Sportsline, 2009; Basketball Times, 2009; The Sporting News, 2009 (2nd); Rupp, 2009 (2nd); Fox, 2009 (3rd)

MULTIPLE FIRST-TEAM ALL-AMERICA SELECTIONS

FOUR TIMES
Tyler Hansbrough: 2006, 2007, 2008, 2009

THREE TIMES
Jack Cobb 1924, 1925, 1926
Phil Ford: 1976, 1977, 1978
Mike O'Koren: 1978, 1979, 1980
Sam Perkins: 1982, 1983, 1984

TWO TIMES
Cartwright Carmichael: 1923, 1924
George Glamack: 1940, 1941
Lennie Rosenbluth: 1956, 1957
Billy Cunningham: 1964, 1965
Bob Lewis: 1966, 1967
Larry Miller: 1967, 1968
Charles Scott: 1969, 1970
Mitch Kupchak: 1975, 1976
Al Wood: 1980, 1981
James Worthy: 1981, 1982
Michael Jordan: 1983, 1984
Eric Montross: 1993, 1994
Antawn Jamison: 1997, 1998

WAYMAN TISDALE AWARD
National Freshman of the Year as awarded by the USBWA

Marvin Williams: 2005
Tyler Hansbrough: 2006

FRESHMAN ALL-AMERICAS

Phil Ford: Basketball Weekly, 1975
Michael Jordan: Basketball Weekly, 1982; NBC, 1982
Brad Daugherty: Basketball Weekly, 1983 (2nd)
J.R. Reid: Basketball Times, 1987; Basketball Weekly, 1987
Jerry Stackhouse: Basketball Weekly, 1994; Basketball Times, 1994
Rasheed Wallace: Basketball Weekly, 1994 (4th)
Antawn Jamison: Basketball Weekly, 1996 (2nd); Basketball Times, 1996 (2nd)
Ed Cota: Basketball Weekly, 1997; Basketball Times, 1997 (2nd)
Kris Lang: College Hoops Insider, 1999
Joseph Forte: The Sporting News, 2000; Basketball Times, 2000 (2nd)
Marvin Williams: Basketball Times, 2005; The Sporting News, 2005

Tyler Hansbrough: The Sporting News, 2006; Basketball Times, 2006

Brandon Wright: The Sporting News, 2007; Basketball Times, 2007

Harrison Barnes: USBWA, 2011; FoxSports.com, 2011

Kendall Marshall: The Sporting News, 2011; USBWA, 2011 (2nd)

NATIONAL COACHES OF THE YEAR

Frank McGuire: United Press International, 1957

Dean Smith: National Association of Basketball Coaches, 1977; U.S. Basketball Writers Association, Basketball Weekly, 1979; Medalist, 1982; Naismith, 1993

Bill Guthridge: National Association of Basketball Coaches, Naismith Award, The Sporting News, CBS/Chevrolet, 1998

Matt Doherty: Associated Press, 2001
Roy Williams: New York Athletic Club, 2005, 2009; Associated Press, USBWA, Rupp Award, Sports Illustrated.com, 2006

ACC 50TH ANNIVERSARY TEAM

Lennie Rosenbluth: 1955-57
Billy Cunningham: 1963-65
Larry Miller: 1966-68
Charles Scott: 1968-70
Bobby Jones: 1972-74
Walter Davis: 1974-77
Phil Ford: 1974-78
James Worthy: 1980-82
Sam Perkins: 1981-84
Michael Jordan: 1982-84
Brad Daugherty: 1983-86
Antawn Jamison: 1996-98

ACC PLAYERS OF THE YEAR

Lennie Rosenbluth: 1957
Pete Brennan: 1958
Lee Shaffer: 1960
Billy Cunningham: 1965
Larry Miller: 1967, 1968
Mitch Kupchak: 1976
Phil Ford: 1978
Michael Jordan: 1984
Antawn Jamison: 1998
Joseph Forte: 2001 (co-winner)
Tyler Hansbrough: 2008
Ty Lawson: 2009

ACC COACHES OF THE YEAR

Frank McGuire: 1957
Dean Smith: 1967, 1968, 1971, 1976, 1977, 1979, 1988, 1993
Bill Guthridge: 1998
Roy Williams: 2006, 2011

ACC ATHLETES OF THE YEAR

Lennie Rosenbluth: 1957
Larry Miller: 1967
Charles Scott: 1970 (co-winner)
Phil Ford: 1977, 1978
James Worthy: 1982
Michael Jordan: 1984
Antawn Jamison: 1998
Sean May: 2005
Tyler Hansbrough: 2008

ACC TOURNAMENT MVPs

Lennie Rosenbluth: 1957
Larry Miller: 1967, 1968
Charles Scott: 1969
Lee Dedmon: 1971 (co-winner)
Robert McAdoo: 1972
Phil Ford: 1975
John Kuester: 1977
Dudley Bradley: 1979
Sam Perkins: 1981

CAROLINA HONOR ROLL



Brian Fleming

Tyler Hansbrough was a three-time consensus first-team All-America and the 2008 National Player of the Year.

- James Worthy: 1982
- J.R. Reid: 1989
- Rick Fox: 1991
- Jerry Stackhouse: 1994
- Shammond Williams: 1997
- Antawn Jamison: 1998
- Brandan Wright: 2007
- Tyler Hansbrough: 2008

ALL-ATLANTIC COAST CONFERENCE TEAMS

- Jerry Vayda: 1954 (2nd)
- Lennie Rosenbluth: 1955, 1956, 1957
- Tommy Kearns: 1957, 1958
- Pete Brennan: 1957 (2nd), 1958
- Doug Moe: 1959, 1961
- Lee Shaffer: 1959 (2nd), 1960
- York Larese: 1959, 1960, 1961
- Larry Brown: 1962 (2nd), 1963
- Jim Hudock: 1962 (2nd)
- Billy Cunningham: 1963, 1964, 1965
- Bob Lewis: 1965 (2nd), 1966, 1967
- Larry Miller: 1966 (2nd), 1967, 1968
- Rusty Clark: 1968 (2nd)
- Charles Scott: 1968, 1969, 1970
- Bill Bunting: 1969
- Dick Grubar: 1969 (2nd)
- Dennis Wuycik: 1971, 1972
- George Karl: 1971 (2nd), 1972 (2nd), 1973
- Robert McAdoo: 1972
- Bill Chamberlain: 1972 (2nd)
- Bobby Jones: 1973 (2nd), 1974
- Darrell Elston: 1974 (2nd)
- Mitch Kupchak: 1975, 1976
- Walter Davis: 1976 (2nd), 1977
- Phil Ford: 1976, 1977, 1978
- Tommy LaGarde: 1977 (2nd)
- Mike O'Koren: 1978, 1979 (2nd), 1980
- Al Wood: 1979, 1980 (2nd), 1981
- James Worthy: 1981 (2nd), 1982
- Sam Perkins: 1982, 1983, 1984
- Michael Jordan: 1983, 1984
- Brad Daugherty: 1985, 1986
- Kenny Smith: 1985 (2nd), 1986 (2nd), 1987
- Steve Hale: 1986 (2nd)
- Joe Wolf: 1987
- J.R. Reid: 1987 (2nd), 1988
- Jeff Lebo: 1988 (2nd)
- Steve Bucknall: 1989 (2nd)



J.D. Lyon Jr.

Harrison Barnes was the 2011 ACC Rookie of the Year.

- Kevin Madden: 1989 (2nd)
- Rick Fox: 1990 (3rd), 1991
- Pete Chilcutt: 1991 (3rd)
- Hubert Davis: 1992 (2nd)
- George Lynch: 1992 (3rd), 1993
- Eric Montross: 1993, 1994 (2nd)
- Derrick Phelps: 1994 (2nd)
- Rasheed Wallace: 1995
- Jerry Stackhouse: 1995
- Dante Calabria: 1996 (3rd)
- Jeff McInnis: 1995 (3rd), 1996 (2nd)
- Antawn Jamison: 1996, 1997, 1998
- Serge Zwikker: 1997 (3rd)
- Vince Carter: 1997 (3rd), 1998
- Shammond Williams: 1997 (3rd), 1998 (2nd)
- Ed Cota: 1998 (2nd), 1999 (2nd), 2000 (2nd)
- Ademola Okulaja: 1999
- Brendan Haywood: 2000 (3rd), 2001 (2nd)
- Joseph Forte: 2000 (2nd), 2001
- Jason Capel: 2001 (3rd), 2002 (3rd)
- Raymond Felton: 2003 (3rd), 2004 (3rd), 2005
- Sean May: 2004 (2nd), 2005
- Rashad McCants: 2004, 2005 (3rd)
- Jawad Williams: 2005 (3rd)
- David Noel: 2006 (2nd)
- Reyshawn Terry: 2006 (3rd)
- Tyler Hansbrough: 2006, 2007, 2008, 2009
- Brandan Wright: 2007 (2nd)
- Wayne Ellington: 2008 (2nd)
- Ty Lawson: 2009
- Danny Green: 2009 (3rd)
- Harrison Barnes: 2011 (2nd)
- John Henson: 2011 (2nd)
- Tyler Zeller: 2011 (2nd)

MULTIPLE

FIRST-TEAM ALL-ACC SELECTIONS

- FOUR TIMES**
- Tyler Hansbrough: 2006, 2007, 2008, 2009
- THREE TIMES**
- Lennie Rosenbluth: 1955, 1956, 1957
- York Larese: 1959, 1960, 1961
- Billy Cunningham: 1963, 1964, 1965
- Charles Scott: 1968, 1969, 1970
- Phil Ford: 1976, 1977, 1978
- Sam Perkins: 1982, 1983, 1984
- Antawn Jamison: 1996, 1997, 1998

TWO TIMES

- Tommy Kearns: 1957, 1958
- Doug Moe: 1959, 1961
- Bob Lewis: 1966, 1967
- Larry Miller: 1967, 1968
- Dennis Wuycik: 1971, 1972
- Mitch Kupchak: 1975, 1976
- Mike O'Koren: 1978, 1980
- Al Wood: 1979, 1981
- Michael Jordan: 1983, 1984
- Brad Daugherty: 1985, 1986

ALL-ACC TOURNAMENT TEAMS

- Skippy Winstead: 1954
- Lennie Rosenbluth: 1956, 1957
- Tommy Kearns: 1957 (2nd), 1958
- Joe Quigg: 1957 (2nd)
- Bob Cunningham: 1957 (2nd)
- Pete Brennan: 1957, 1958
- Ray Stanley: 1958 (2nd)
- Lee Shaffer: 1959, 1960
- Doug Moe: 1959 (2nd)
- York Larese: 1959 (2nd), 1960
- Larry Brown: 1963 (2nd)
- Billy Cunningham: 1963, 1964
- Bob Lewis: 1966 (2nd), 1967
- Larry Miller: 1966 (2nd), 1967, 1968
- Rusty Clark: 1967 (2nd), 1968 (2nd)
- Dick Grubar: 1967 (2nd), 1968, 1969 (2nd)
- Charles Scott: 1968, 1969, 1970 (2nd)
- Bill Bunting: 1969 (2nd)
- Lee Dedmon: 1971
- George Karl: 1971 (2nd), 1972
- Robert McAdoo: 1972
- Steve Previs: 1972 (2nd)
- Dennis Wuycik: 1972
- Mitch Kupchak: 1975, 1976
- Walter Davis: 1975 (2nd), 1976 (2nd), 1977 (2nd)
- Phil Ford: 1975, 1977, 1978 (2nd)
- John Kuester: 1977
- Mike O'Koren: 1977, 1979
- Dudley Bradley: 1979
- Dave Colescott: 1979
- Al Wood: 1979 (2nd), 1980, 1981 (2nd)
- Jimmy Black: 1981 (2nd)
- James Worthy: 1981, 1982
- Sam Perkins: 1981, 1982, 1983 (2nd)
- Michael Jordan: 1982, 1983 (2nd), 1984 (2nd)
- Matt Doherty: 1982 (2nd), 1983 (2nd), 1984
- Brad Daugherty: 1985
- Kenny Smith: 1985, 1987 (2nd)
- Joe Wolf: 1987
- Jeff Lebo: 1987, 1988 (2nd), 1989
- J.R. Reid: 1987 (2nd), 1988, 1989
- Scott Williams: 1988
- Steve Bucknall: 1989 (2nd)
- Rick Fox: 1989 (2nd), 1991
- Hubert Davis: 1991, 1992
- Pete Chilcutt: 1991 (2nd)
- King Rice: 1991 (2nd)
- George Lynch: 1992, 1993 (2nd)
- Eric Montross: 1993, 1994 (2nd)
- Brian Reese: 1993
- Donald Williams: 1993 (2nd), 1995 (2nd)
- Derrick Phelps: 1994
- Jerry Stackhouse: 1994, 1995
- Rasheed Wallace: 1994 (2nd), 1995
- Dante Calabria: 1995 (2nd)
- Jeff McInnis: 1995 (2nd)
- Antawn Jamison: 1997, 1998
- Shammond Williams: 1997, 1998
- Ed Cota: 1997 (2nd), 1998 (2nd), 1999 (2nd)
- Serge Zwikker: 1997 (2nd)
- Vince Carter: 1998 (2nd)
- Ademola Okulaja: 1998 (2nd), 1999
- Kris Lang: 1999 (2nd)
- Max Owens: 1999
- Joseph Forte: 2001
- Brendan Haywood: 2001 (2nd)
- Jason Capel: 2001 (2nd)
- Raymond Felton: 2003, 2005
- Jawad Williams: 2003 (2nd)
- Reyshawn Terry: 2006 (2nd)
- Tyler Hansbrough: 2006, 2008, 2009

- Wayne Ellington: 2007, 2008, 2009 (2nd)
- Ty Lawson: 2007
- Brandon Wright: 2007
- Marcus Ginyard: 2008
- Harrison Barnes: 2011
- Tyler Zeller: 2011
- John Henson: 2011 (2nd)
- Kendall Marshall: 2011 (2nd)

ACC ROOKIES OF THE YEAR

- Sam Perkins: 1981
- Michael Jordan: 1982
- J.R. Reid: 1987
- Ed Cota: 1997
- Joseph Forte: 2000
- Marvin Williams: 2005
- Tyler Hansbrough: 2006
- Brandon Wright: 2007
- Harrison Barnes: 2011

ALL-ACC FRESHMAN TEAMS

- Dante Calabria: 1993 (2nd)
- Jerry Stackhouse: 1994
- Rasheed Wallace: 1994
- Jeff McInnis: 1994 (Honorable Mention)
- Antawn Jamison: 1996
- Ed Cota: 1997
- Kris Lang: 1999
- Joseph Forte: 2000
- Jawad Williams: 2002
- Raymond Felton: 2003
- Rashad McCants: 2003
- Marvin Williams: 2005
- Tyler Hansbrough: 2006
- Bobby Frason: 2006
- Ty Lawson: 2007
- Brandon Wright: 2007
- Ed Davis: 2009
- Harrison Barnes: 2011
- Kendall Marshall: 2011

ACC DEFENSIVE PLAYER OF THE YEAR

- John Henson: 2011

ALL-ACC DEFENSIVE TEAMS

- Brendan Haywood: 2001
- Jackie Manuel: 2004, 2005
- Marcus Ginyard: 2008
- Danny Green: 2009
- John Henson: 2011

ACC PLAYERS OF THE WEEK

(three or more selections)

- Antawn Jamison: 12 (1 in 1996, 4 in 1997, 7 in 1998)
- Tyler Hansbrough: 10 (1 in 2006, 8 in 2008, 1 in 2009)
- Phil Ford: 6 (1 in 1976, 2 in 1977, 3 in 1978)
- Michael Jordan: 5 (3 in 1983, 2 in 1984)
- Mike O'Koren: 5 (2 in 1978, 2 in 1979, 1 in 1980)
- Joseph Forte: 4 (4 in 2001)
- Sam Perkins: 4 (2 in 1982, 2 in 1984)
- Brad Daugherty: 3 (1 in 1985, 2 in 1986)
- Hubert Davis: 3 (3 in 1992)
- Bobby Jones: 3 (1 in 1973, 2 in 1974)
- Sean May: 3 (2 in 2004, 1 in 2005)
- Robert McAdoo: 3 (3 in 1972)
- Mitch Kupchak: 3 (1 in 1975, 2 in 1976)

JOE LAPCHICK TROPHY

(Top senior college basketball player)

- Sam Perkins: 1984

BOB COUSY AWARD

(Top college point guard)

- Raymond Felton: 2005
- Ty Lawson: 2009

Peyton Williams



Kendall Marshall
2011 ACC All-Freshman Team

ALL-SOUTHERN CONFERENCE TEAMS

- Cartwright Carmichael: 1922, 1923, 1924
- Monk McDonald: 1922, 1924
- Jack Cobb: 1924, 1925, 1926
- Bill Dodderer: 1924, 1925, 1926
- Artie Newcombe: 1926
- Tom Alexander: 1932
- Virgil Weathers: 1932
- Jim McCachren: 1934, 1935, 1936
- Stewart "Snooks" Aitken: 1935
- Ivan "Jack" Glace: 1935
- Earl Ruth: 1937
- Paul Severin: 1940
- George Glamack: 1940, 1941
- Bob Rose: 1941, 1942
- Boyce Box: 1944
- Bernie Mock: 1944
- Manny Alvarez: 1945
- Jim Jordan: 1945
- John "Hook" Dillon: 1946
- Jim White: 1947
- Bob Paxton: 1947, 1948
- Coy Carson: 1949
- Hugo Kappler: 1949

ALL-SOUTHERN CONFERENCE TOURNAMENT TEAMS

- Cartwright Carmichael: 1924
- Monk McDonald: 1924
- Jack Cobb: 1925, 1926
- Bunn Hackney: 1926, 1927 (2nd)
- Artie Newcombe: 1926
- Bill Dodderer: 1926 (2nd)
- John Purser: 1927 (2nd)
- Tom Alexander: 1932
- Virgil Weathers: 1932, 1933 (2nd), 1934
- Wilmer Hines: 1932 (2nd), 1933 (2nd)
- Stewart "Snooks" Aitken: 1934, 1935
- Ivan "Jack" Glace: 1934, 1935
- Jim McCachren: 1934, 1935, 1936
- Melvin Nelson: 1935 (2nd)
- Andy Bershak: 1936 (2nd), 1937 (2nd)

- Earl Ruth: 1936 (2nd), 1937, 1938 (2nd)
- Ramsay Potts: 1937 (2nd)
- George Glamack: 1940, 1941 (2nd)
- Jimmy Howard: 1940 (2nd)
- Bob Rose: 1941
- Bernie Mock: 1944
- Boyce Box: 1944
- John Dewell: 1944 (2nd)
- Jack Fitch: 1944 (2nd)
- Manny Alvarez: 1945
- Jim Jordan: 1945, 1946 (2nd)
- John Dillon: 1945 (2nd), 1946 (2nd)
- Bob Paxton: 1945 (2nd), 1947, 1948
- Horace "Bones" McKinney: 1946 (2nd)
- Jim White: 1947
- Jim Hamilton: 1947 (2nd)

USBWA

DISTRICT COACH OF THE YEAR

- Dean Smith: 1993
- Matt Doherty: 2001
- Roy Williams: 2006, 2011

USBWA

ALL-DISTRICT TEAMS

- Lennie Rosenbluth: 1956, 1957
- Pete Brennan: 1958
- Lee Shaffer: 1960
- York Laese: 1961
- Doug Moe: 1961
- Billy Cunningham: 1963, 1964, 1965
- Bob Lewis: 1966
- Larry Miller: 1967, 1968
- Charles Scott: 1969, 1970
- Dennis Wuycik: 1971, 1972
- Robert McAdoo: 1972
- George Karl: 1973
- Bobby Jones: 1974
- Mitch Kupchak: 1976
- Phil Ford: 1976, 1977, 1978
- Mike O'Koren: 1979, 1980

- Al Wood: 1979, 1981
- James Worthy: 1981, 1982
- Sam Perkins: 1982, 1983, 1984
- Michael Jordan: 1983, 1984
- Brad Daugherty: 1985, 1986



John Henson
2011 ACC Defensive Player of the Year

Robert Crawford

CAROLINA HONOR ROLL

Kenny Smith: 1985, 1986, 1987
Steve Hale: 1986
Joe Wolf: 1987
J.R. Reid: 1987, 1988, 1989
Jeff Lebo: 1988
Rick Fox: 1990, 1991
Hubert Davis: 1992
George Lynch: 1993
Eric Montross: 1993, 1994
Derrick Phelps: 1994
Jerry Stackhouse: 1995
Rasheed Wallace: 1995
Antawn Jamison: 1996, 1997, 1998
Jeff McInnis: 1996
Vince Carter: 1998
Ed Cota: 1998, 1999, 2000 (2nd)
Ademola Okulaja: 1999
Brendan Haywood: 2001
Joseph Forte: 2001
Sean May: 2004 (2nd), 2005
Rashad McCants: 2004, 2005
Raymond Felton: 2005
David Noel: 2006
Tyler Hansbrough: 2006, 2007, 2008, 2009
Wayne Ellington: 2008
Ty Lawson: 2009
Harrison Barnes: 2011
John Henson: 2011
Tyler Zeller: 2011

NABC

ALL-DISTRICT TEAMS

Al Wood: 1981
James Worthy: 1981 (2nd), 1982
Sam Perkins: 1982, 1983, 1984
Michael Jordan: 1983, 1984
Eric Montross: 1993, 1994
George Lynch: 1993
Derrick Phelps: 1994 (2nd)
Jerry Stackhouse: 1995
Rasheed Wallace: 1995
Jeff McInnis: 1996
Dante Calabria: 1996 (2nd)
Antawn Jamison: 1996 (2nd), 1997, 1998
Vince Carter: 1998
Shammond Williams: 1998 (2nd)
Brendan Haywood: 2001
Joseph Forte: 2001
Rashad McCants: 2003 (2nd); 2004 (2nd), 2005
Raymond Felton: 2004, 2005
Sean May: 2004 (2nd), 2005 (2nd)
Tyler Hansbrough: 2006, 2007, 2008, 2009
Brandon Wright: 2007
Ty Lawson: 2008, 2009
Harrison Barnes: 2011
Tyler Zeller: 2011

MOST VALUABLE PLAYERS OF POSTSEASON TOURNAMENTS

Lennie Rosenbluth: NCAA East Regional, 1957
Bob Lewis: NCAA East Regional, 1967
Rusty Clark: NCAA East Regional, 1968
Charles Scott: NCAA East Regional, 1969
Bill Chamberlain: NIT, 1971
Dennis Wuycik: NCAA East Regional, 1972
John Kuester: NCAA East Regional, 1977
Al Wood: NCAA West Regional, 1981
James Worthy: NCAA East Regional, 1982; NCAA Final Four, 1982
Brad Daugherty: NCAA Southeast Regional, 1985
George Lynch: NCAA East Regional, 1993
Donald Williams: NCAA Final Four, 1993

Bob Donnan




2011 First-team Academic All-America Tyler Zeller

Jerry Stackhouse: NCAA Southeast Regional, 1995
Shammond Williams: NCAA East Regional, 1997
Antawn Jamison: NCAA East Regional, 1998
Joseph Forte: NCAA South Regional, 2000
Sean May: NCAA East Regional, 2005; NCAA Final Four, 2005
Tyler Hansbrough: NCAA East Regional, 2008
Ty Lawson: NCAA South Regional, 2009
Wayne Ellington: NCAA Final Four, 2009

POSTSEASON ALL-TOURNAMENT TEAMS

Lennie Rosenbluth: NCAA Final Four, 1957
Pete Brennan: NCAA Final Four, 1957
Bob Lewis: NCAA East Regional, 1967
Rusty Clark: NCAA East Regional, 1967, 1968; NCAA Final Four, 1967 (2nd)
Larry Miller: NCAA East Regional, 1967, 1968; NCAA Final Four, 1968
Charles Scott: NCAA East Regional, 1968, 1969; NCAA Final Four, 1968 (2nd)
Bill Bunting: NCAA East Regional, 1969
Bill Chamberlain: NIT, 1971
Dennis Wuycik: NCAA East Regional, 1972
Robert McAdoo: NCAA East Regional, 1972; NCAA Final Four, 1972
George Karl: NCAA East Regional, 1972; NIT, 1973
Bobby Jones: NIT, 1973
Brad Hoffman: NCAA East Regional, 1975
Mitch Kupchak: NCAA East Regional, 1975
Phil Ford: NCAA East Regional, 1975 (2nd)
Walter Davis: NCAA East Regional, 1977
John Kuester: NCAA East Regional, 1977
Mike O'Koren: NCAA Final Four, 1977
Al Wood: NCAA West Regional, 1981; NCAA Final Four, 1981
James Worthy: NCAA West Regional, 1981; NCAA East Regional, 1982; NCAA Final Four, 1982
Sam Perkins: NCAA West Regional, 1981; NCAA East Regional, 1982;



Two-time ACC Player of the Year Larry Miller

NCAA Final Four, 1982
Jimmy Black: NCAA East Regional, 1982
Michael Jordan: NCAA Final Four, 1982; NCAA East Regional, 1983
Brad Daugherty: NCAA Southeast Sub-Regional, 1985; NCAA Southeast Regional, 1985; NCAA West Regional, 1986
Kenny Smith: NCAA Southeast Sub-Regional, 1985; NCAA Southeast Regional, 1985
J.R. Reid: NCAA East Regional, 1987; NCAA West Regional, 1988; NCAA Southeast Regional, 1989
Rick Fox: NCAA East Regional, 1991
Hubert Davis: NCAA East Regional, 1991
Eric Montross: NCAA Southeast Regional, 1992; NCAA East Regional, 1993; NCAA Final Four, 1993
George Lynch: NCAA East Regional, 1993; NCAA Final Four, 1993
Donald Williams: NCAA East Regional, 1993; NCAA Final Four, 1993; NCAA Southeast Regional, 1995
Jerry Stackhouse: NCAA Southeast Regional, 1995
Rasheed Wallace: NCAA Southeast Regional, 1995
Shammond Williams: NCAA East Regional, 1997; NCAA East Regional, 1998
Antawn Jamison: NCAA East Regional, 1997; NCAA East Regional, 1998
Vince Carter: NCAA East Regional, 1997; NCAA East Regional, 1998
Ed Cota: NCAA East Regional, 1997; NCAA East Regional, 1998; NCAA South Regional, 2000
Jason Capel: NCAA South Regional, 2000
Joseph Forte: NCAA South Regional, 2000
Sean May: NCAA East Regional, 2005; NCAA Final Four, 2005
Rashad McCants: NCAA East Regional, 2005; NCAA Final Four, 2005
Raymond Felton: NCAA Final Four, 2005
Tyler Hansbrough: NCAA East Regional, 2007, 2008; NCAA South Regional, 2009; NCAA Final Four, 2009
Brandon Wright: NCAA East Regional, 2007
Wayne Ellington: NCAA East Regional, 2008; NCAA Final Four, 2009

Ty Lawson: NCAA East Regional, 2008; NCAA South Regional, 2009; NCAA Final Four, 2009
Danny Green: NCAA South Regional, 2009
Will Graves: NIT, 2010
Deon Thompson: NIT, 2010
Harrison Barnes: NCAA East Regional, 2011
Tyler Zeller: NCAA East Regional, 2011

CoSIDA ACADEMIC ALL-AMERICA TEAMS

Billy Cunningham: 1965
Charles Scott: 1970
Steve Previs: 1972
Dennis Wuycik: 1972
Kim Huband: 1972 (3rd)
Brad Hoffman: 1975 (2nd)
Ed Stahl: 1975 (2nd)
Tommy LaGarde: 1975 (2nd), 1976
Bruce Buckley: 1976 (2nd)
Steve Hale: 1986
Henrik Rodl: 1993 (3rd)
Eric Montross: 1994
Tyler Zeller: 2011

NCAA POST-GRADUATE SCHOLARSHIP WINNERS

Bob Bennett: 1966
John O'Donnell: 1974
Bruce Buckley: 1977
Steve Hale: 1986
Pearce Landry: 1995

ACADEMIC ALL-ACC TEAM

Charlie Shaffer: 1963, 1964
Billy Cunningham: 1965
Tom Gauntlett: 1967
Charles Scott: 1970
Dave Chadwick: 1971
Kim Huband: 1972
Steve Previs: 1972
Dennis Wuycik: 1972
John O'Donnell: 1973, 1974
Brad Hoffman: 1975
Ed Stahl: 1975
Tommy LaGarde: 1975, 1976, 1977
Bruce Buckley: 1976, 1977
Eric Kenny: 1981
Matt Doherty: 1984
Steve Hale: 1984, 1985, 1986
James Daye: 1986
Jeff Lebo: 1988
David May: 1988, 1989
Henrik Rodl: 1990, 1991, 1992, 1993
Jason Burgess: 1992
Eric Montross: 1993, 1994
Matt Wenstrom: 1993
Pearce Landry: 1994, 1995
Pat Sullivan: 1995
Will Johnson: 2001, 2003
Jason Capel: 2002
Kris Lang: 2002
Byron Sanders: 2004, 2006
Melvin Scott: 2005
Tyler Zeller: 2009, 2010, 2011

STATS FOR 1,000-POINT SCORERS 

Year	Name	G	FG	FGA	PCT	3PT	3PA	PCT	FT	FTA	PCT	OR	TR	AVG	AST	TO	PF	STL	BLK	PTS	AVG
05-09	Hansbrough, Tyler	142	939	1752	.536	12	38	.316	982	1241	.791	482	1219	8.6	154	297	348	180	65	2872	20.2
74-78	Ford, Phil	123	865	1640	.527	0	0	—	560	693	.808	0	261	2.1	753	0	228	163	5	2290	18.6
80-84	Perkins, Sam	135	786	1364	.576	12	28	.429	561	705	.796	0	1167	8.6	160	185	350	125	245	2145	15.9
54-57	Rosenbluth, Lennie	76	721	1571	.459	0	0	—	603	815	.740	0	790	10.4	0	0	210	0	0	2045	26.9
77-81	Wood, Al	126	825	1474	.560	0	0	—	365	478	.764	0	624	5.0	171	0	328	126	64	2015	16.0
67-70	Scott, Charles	91	805	1678	.480	0	0	—	397	547	.726	0	649	7.1	193	0	217	0	0	2007	22.1
65-68	Miller, Larry	91	765	1498	.511	0	0	—	452	661	.684	0	834	9.2	0	0	224	0	0	1982	21.8
95-98	Jamison, Antawn	104	787	1364	.577	8	27	.296	392	635	.617	376	1027	9.9	93	183	256	93	85	1974	19.0
82-86	Daugherty, Brad	135	760	1226	.620	0	1	—	392	560	.700	0	1003	7.4	214	295	402	92	146	1912	14.2
73-77	Davis, Walter	119	754	1420	.531	0	0	—	355	459	.773	0	670	5.6	409	0	247	149	38	1863	15.7
64-67	Lewis, Bob	83	662	1352	.490	0	0	—	512	660	.776	0	510	6.1	0	0	194	0	0	1836	22.1
81-84	Jordan, Michael	101	720	1333	.540	34	76	.447	314	420	.748	0	509	5.0	181	200	271	169	71	1788	17.7
76-80	O'Koren, Mike	117	643	1124	.572	0	0	—	479	660	.726	0	815	7.0	348	0	327	183	37	1765	15.1
89-93	Lynch, George	140	711	1369	.519	11	32	.344	314	482	.651	431	1097	7.8	233	318	386	241	60	1747	12.5
02-05	McCants, Rashad	98	614	1263	.486	221	553	.415	272	377	.721	147	397	4.1	204	221	237	145	61	1721	17.6
62-65	Cunningham, Billy	69	656	1387	.473	0	0	—	397	633	.627	0	1062	15.4	0	0	262	0	0	1709	24.8
87-91	Fox, Rick	140	633	1221	.518	153	394	.388	284	375	.757	0	594	4.2	323	339	405	197	44	1703	12.2
06-09	Ellington, Wayne	115	616	1331	.463	229	577	.397	233	288	.809	126	469	4.1	258	175	168	109	14	1694	14.7
83-87	Smith, Kenny	127	628	1226	.512	87	213	.408	293	356	.823	0	283	2.2	768	373	185	195	6	1636	12.9
90-94	Montross, Eric	139	626	1070	.585	0	0	—	375	601	.624	381	941	6.8	86	211	408	63	169	1627	11.7
01-05	Williams, Jawad	128	591	1214	.487	124	355	.349	320	442	.724	231	615	4.8	192	288	225	90	86	1626	12.7
88-92	Davis, Hubert	137	557	1118	.498	197	453	.435	304	371	.819	98	248	1.8	179	135	129	108	23	1615	11.8
72-76	Kupchak, Mitch	119	651	1110	.586	0	0	—	309	465	.665	0	1006	8.5	160	0	214	15	32	1611	13.5
85-89	Lebo, Jeff	133	524	1095	.479	211	493	.428	308	367	.839	0	327	2.5	580	263	284	159	7	1567	11.8
86-89	Reid, J.R.	96	584	972	.601	0	0	—	384	575	.668	0	731	7.6	159	292	304	109	86	1552	16.2
86-90	Williams, Scott	138	595	1080	.551	4	17	.235	314	496	.633	0	861	6.2	124	266	443	140	161	1508	10.9
91-95	Williams, Donald	126	516	1192	.433	221	572	.386	239	321	.745	62	252	2.0	202	132	130	93	6	1492	11.8
69-72	Wuycik, Dennis	87	519	880	.590	0	0	—	431	517	.834	0	556	6.4	193	0	266	0	0	1469	16.9
98-02	Capel, Jason	120	453	1022	.443	164	437	.375	377	458	.823	214	807	6.7	329	257	302	123	23	1447	12.1
94-98	Williams, Shammond	134	460	1012	.455	233	578	.403	292	344	.849	55	332	2.5	399	271	164	92	2	1445	10.8
06-10	Thompson, Deon	152	579	1171	.494	0	2	.000	256	390	.656	290	743	4.9	114	202	323	118	141	1414	9.3
97-01	Haywood, Brendan	141	541	849	.637	0	0	—	329	554	.592	323	839	6.0	118	223	345	47	304	1411	10.0
98-02	Lang, Kris	128	576	1078	.534	0	1	.000	240	387	.620	219	678	5.3	74	155	216	81	81	1392	10.9
06-09	Lawson, Ty	105	463	896	.517	112	278	.403	337	432	.780	65	303	2.9	608	219	205	184	10	1375	13.1
05-09	Green, Danny	145	491	1079	.455	184	491	.375	202	239	.845	204	590	4.1	256	209	277	160	155	1368	9.4
66-69	Clark, Rusty	91	513	1003	.511	0	0	—	313	448	.699	0	929	10.2	35	0	282	0	0	1339	14.7
55-58	Brennan, Pete	81	413	991	.417	0	0	—	506	715	.708	0	854	10.5	0	0	248	0	0	1332	16.4
51-55	Lifson, Al	90	477	1211	.394	0	0	—	368	581	.633	0	154	3.9	0	0	0	0	0	1322	14.7
85-90	Madden, Kevin	134	519	893	.581	29	84	.345	229	346	.662	0	475	3.5	217	210	199	100	35	1296	9.7
70-73	Karl, George	94	494	964	.512	0	0	—	305	391	.780	0	279	3.0	394	0	278	0	0	1293	13.8
99-01	Forte, Joseph	69	479	1055	.454	111	302	.368	221	273	.810	99	399	5.8	210	169	138	121	12	1290	18.7
58-61	Larese, York	72	468	1057	.443	0	0	—	351	441	.796	0	407	5.7	73	0	206	0	0	1287	17.9
95-98	Carter, Vince	103	481	880	.547	99	269	.368	206	292	.705	183	466	4.5	197	123	190	114	80	1267	12.3
71-74	Jones, Bobby	92	522	859	.608	0	0	—	220	343	.641	0	817	8.9	285	0	239	0	0	1264	13.7
96-00	Cota, Ed	138	438	969	.452	93	250	.372	292	398	.734	106	517	3.7	1030	470	176	192	25	1261	9.1
02-05	Felton, Raymond	101	414	978	.423	174	464	.375	258	353	.731	69	417	4.1	698	233	233	192	27	1260	12.5
95-99	Okulaja, Ademola	139	424	967	.438	143	382	.374	263	387	.680	310	890	6.4	327	256	273	175	33	1254	9.0
83-87	Wolf, Joe	128	511	928	.551	23	40	.575	186	243	.765	0	707	5.5	243	207	279	84	39	1231	9.6
79-82	Worthy, James	84	485	896	.541	0	0	—	249	382	.652	0	620	7.4	208	94	211	117	94	1219	14.5
02-05	May, Sean	77	442	862	.513	0	11	.000	329	459	.717	267	771	10.0	113	183	188	100	94	1213	15.8
53-56	Vayda, Jerry	92	398	981	.406	0	0	—	391	584	.670	0	508	7.8	64	81	185	27	4	1187	12.9
80-84	Doherty, Matt	129	418	876	.477	20	49	.408	309	406	.761	0	446	3.5	446	197	230	110	30	1165	9.0
87-91	Chilcutt, Pete	140	483	904	.534	20	58	.345	164	231	.710	0	766	5.5	188	226	155	115	83	1150	8.2
93-96	McInnis, Jeff	100	403	878	.459	138	348	.397	184	256	.719	63	277	2.8	435	200	177	108	0	1128	11.3
90-94	Reese, Brian	134	435	869	.501	47	148	.318	196	305	.643	185	436	3.3	266	260	140	70	17	1113	8.3
92-96	Calabria, Dante	135	373	825	.452	193	469	.412	159	221	.719	115	426	3.2	336	195	226	115	8	1098	8.1
93-95	Stackhouse, Jerry	69	353	712	.496	39	110	.355	335	465	.720	171	456	6.6	162	198	129	92	76	1080	15.7
66-69	Bunting, Bill	95	398	774	.514	0	0	—	273	369	.740	0	612	6.4	42	0	264	0	0	1069	11.3
57-60	Shaffer, Lee	75	400	901	.444	0	0	—	253	330	.767	0	606	8.1	30	0	199	0	0	1053	14.0
68-71	Dedmon, Lee	89	378	786	.481	0	0	—	263	388	.678	0	729	8.2	180	0	303	0	0	1019	11.4
44-48	Dillon, John		380			0	0	—	258											1018	
50-53	Grimaldi, Vince	81	424	1261	.336	0	0	—	170	310	54.8									1018	12.6
73-77	LaGarde, Tommy	102	367	630	.583	0	0	—	273	358	76.3	0	545	5.3	82	0	191	44	46	1007	9.9

Note: Complete statistics are not available for players prior to the formation of the Atlantic Coast Conference in 1953-54.


ALL-TIME LETTERMEN
AAAA

Aitken, Stewart	1933-1935
Alexander, Tom	1930-32
Allen, Bill	1945
Altomose, Bob	1943-44
Alvarez, Manny	1945
Anderson, Don	1944-46
Andrews, Ezra	1914-16
Austin, John	1971

BBBB

Barber, Howard	1925
Barlow, Jeb	1981-82
Barnes, Harrison	2011
Barnes, Octavus	1995
Barrett, Jon	1971-72
Beale, William	1933-34
Bell, Mickey	1973-75
Bennett, Benton	1949-50
Bennett, Bob	1964-66
Bershak, Andy	1936-38
Bersticker, Brian	1998-99, 01-02
Black, Jimmy	1979-82
Blood, Ernest	1934-35
Bohlender, Justin	2004
Bolick, Daniel	2011
Boone, Adam	2001-02
Boone, Pete	1938
Bostick, Jim	1967
Bowers, Bruce	1962
Bowman, Dave	1940
Box, Boyce	1944
Braddock, Jim	1980-83
Bradley, Dudley	1976-79
Brandt, George	1932-33
Branson, Les	1939
Brennan, Pete	1956-58
Brooker, Michael	1998-01
Brown, Bill	1963-65
Brown, Joe	1967-69
Brown, Larry	1961-63
Brown, Lou	1959-60
Brown, William	1929-30
Brownlee, John	1982-83
Brust, Chris	1979-82
Buckley, Bruce	1974-77
Bucknall, Steve	1986-89
Budko, Pete	1978-81
Bullock, Reggie	2011
Bunting, Bill	1967-69
Burgess, Jason	1992
Burke, Dewey	2006-07
Burns, Charlie	1962-63

CCCC

Calabria, Dante	1993-96
Callahan, Peppy	1962-63
Campbell, Greg	1966
Campbell, Marc	2008-10
Capel, Jason	1999-02
Carmichael, Billy	1920-22
Carmichael, Cartwright	1922-24
Carrington, George	1911-13
Carson, Coy	1948-49
Carter, Jippy	1951, 1953
Carter, Vince	1996-98
Cathey, George	1928-29
Chadwick, Dave	1969-71
Chamberlain, Bill	1970-72
Chambers, Bill B.	1973-76
Chambers, Bill L.	1970-72
Chambers, Lenoir	1912-14
Chandler, Stuart	1931-33
Cherry, Scott	1990-93
Chilcutt, Pete	1988-91
Choate, Page	1930-31
Clark, Buddy	1955
Clark, Franklin "Rusty"	1967-69
Cleland, Thomas	1930-31
Cobb, Jack	1924-26
Cole, Mervin	1948
Colescott, Dave	1977-80
Coley, Woody	1975-77
Conlon, Martin	1961
Cooke, Mike	1962-64
Cooper, Stewart	2011
Copeland, Mike	2006-09
Corson, Craig	1970-72
Cota, Ed	1997-00
Cox, John	1971
Creticos, Soc	1944
Crompton, Geff	1974, 1978
Crotty, John	1958-60
Crouch, Patrick	2011
Cuneo, Frank	1940
Cunningham, Billy	1963-65
Cunningham, Bob	1956-58
Curry, Ronald	1999, 2001
Cuthbertson, Reynolds	1917-19

DDDD

Dameron, Emerson	1930-31
Daugherty, Brad	1983-86
Davis, Ed	2009-10
Davis, Hubert	1989-92
Davis, Larry	1993-94
Davis, Robert	1914-16
Davis, Walter	1974-77
Daye, James	1985-86
Deasy, Howard	1949-52

Dedmon, Lee	1969-71
Delany, Jim	1968-70
Denny, Jeff	1987-90
Devin, Billy	1924-25
Dewell, John	1944
Dillon, John "Hook"	1945-48
Dilworth, Ben	1938-40
Dodderer, Bill	1924-26
Doherty, Matt	1981-84
Donnan, Dick	1944
Donohue, Hugh	1959-60, 62
Donohue, Jim	1960-62
Doughton, Ged	1976-79
Dowd, William	1914, 1919
Drew, Larry II	2009-11
Duis, Ferdinand	1911
Dupont, David	2011

EEEE

Earey, Mike	1970
Edwards, Ben	1913-14
Edwards, Jesse	1930-32
Eggleston, Don	1969-71
Ellington, Wayne	2007-09
Elston, Darrell	1972-74
Elstun, Doug	1988
Erwin, Roy	1912
Erwin, Jesse	1920
Everett, Charlie	2005
Everett, Jim	2000-01
Everett, Joe	2002
Evtimov, Vasco	1997, 1999
Exum, Cecil	1981-84

FFFF

Ferraro, Hal	1949-51
Felton, Raymond	2003-05
Fingleton, Neil	2002
Fitch, Jack	1944
Fletcher, Ralph	1966-68
Floyd, John	1911
Fogler, Eddie	1968-70
Ford, Phil	1975-78
Forté, Joseph	2000-01
Foster, Brooks	2005
Fox, Rick	1988-91
Frasor, Bobby	2006-09
Frederick, Brad	1997-99
Freedman, Ellis	1943
Frye, Jim	1966-68
Fuller, Walter	1915

GGGG

Galantai, Bill	1963-64
Gallagher, James	2010
Garvin, Dick	1945
Gauntlett, Tom	1965-67
Gersten, Bobby	1940-42
Geth, Ed	1993, 1995-96
Ginyard, Marcus	2006-08, 10
Gipple, Dale	1969-71
Glance, Ivan "Jack"	1933-35
Glamack, George	1939-41
Giancy, Gene	1953
Goodwin, Frank	1955
Graham, Tom	1923
Grandin, Elliott	1916
Grant, Damion	2003-05
Graves, Will	2008-10
Green, Danny	2006-09
Green, John	1930
Green, Winton	1922-23
Greene, Hilliard	1955-56
Greene, John	1989-90
Gribble, Dickson	1966
Griffith, James	1919-20
Grimaldi, Vince	1951-53
Grubar, Dick	1967-69
Grubb, Foy	1937-38

HHHH

Hackney, Bunn	1925-27
Hackney, Rufus	1927-29
Hale, Steve	1983-86
Hamilton, Jim	1947
Hanby, Howard	1921
Hanners, Dave	1974-76
Hansbrough, Tyler	2006-09
Harper, Puny	1929-30
Harris, Kenny	1990-91
Harris, William	1935
Harrison, Ray	1973-74
Harrison, William	1935
Harrison, William Jr.	1964
Harry, Eric	1975-76
Hartley, Dick	1943, 1947
Harvel, William	1926
Hassell, Pud	1964-65
Hassell, Ray	1964-66
Hatchell, Van	2011
Haywood, Brendan	1998-01
Hayworth, Jim	1946-47
Hayworth, Lewis	1942-44
Henderson, Willis	1955
Heny, David	1932-33
Hensley, Marty	1987, 89-90
Henson, John	2010-11
Hines, Wilmer	1931-33
Hite, Ray	1972-74
Hoffman, Brad	1973-75

Holland, Gehrman	1957, 1959
Holley, Jesse	2004-05
Holmes, Jonathan	2000-03
Homewood, Roy	1913-15
Hooker, C.J.	2004-05
Hoover, Jimmy	1939-41
Huband, Kim	1970-72
Huddock, Jim	1960-62
Hughes, Red	1946
Hunter, Curtis	1983, 85-87
Hutchinson, Joel	1930
Hyatt, Rodney	1987-88

JJJJ

Jamison, Antawn	1996-98
Jamison, Raoger	1972
Jenkins, Joe	1988
Johnson, Earl	1964
Johnson, John	1916
Johnson, Will	2000-03
Johnston, D.J.	2011
Johnston, Donn	1971-73
Jones, Bobby	1972-74
Jones, Charles	1932
Jones, Harry	1961-62
Jordan, Jim	1945-46
Jordan, Michael	1982-84

KKKK

Kappler, Hugo	1949-51
Karl, George	1971-73
Katz, Art	1962-64
Kaveny, Paul	1935-36
Kearns, Tommy	1956-58
Kenny, Eric	1979-81
Kepley, Dick	1958-59, 1961
Knox, Justin	2011
Kocornik, Dick	1954
Koehler, Norm	1947-48
Koonce, Donald	1924
Kracfsin, Steve	1977
Krause, Dieter	1961-63
Kuester, John	1974-77
Kupchak, Mitch	1973-76

LLLL

Laczkowski, Matt	2000
LaGarde, Tommy	1974-77
Landry, Pearce	1994-95
Lang, Kris	1999-02
Larese, York	1959-61
Lawson, Ty	2007-09
Lebo, Jeff	1986-89
Lewis, Bob	1965-67
Lifson, Al	1952-55
Likins, Paul	1952-55
Lineberger, Henry	1924, 26
Lipfert, Benjamin	1918-21
Little, Greg	2008
Lobin, Ben	1955
Long, Albert	1954
Long, Henry	1911-14
Long, Meb	1913-16
Long, Morris	1933-34
Lotz, Danny	1957-59
Lougee, Edgar	1943
Lutz, Loren	1976
Lynch, George	1990-93
Lynch, Percy	1918-19
Lynn, Clyde	1995-96

MMMM

Madden, Kevin	1986, 1988-90
Maddie, Bud	1951, 1953-54
Mahler, Carl	1922-23
Makkonen, Timo	1981-84
Manuel, Jackie	2002-05
Markham, William	1932
Markin, Walter	1945
Marks, Don	1943
Marpert, Artie	1929-31
Marshall, Kendall	2011
Martin, Warren	1982-83, 85-86
Mathes, Albert	1940
May, David	1988-89
May, Sean	2003-05
McAdoo, Robert	1972
McCabe, Gerry	1954-56
McCachren, Dave	1932-34
McCachren, George	1943
McCachren, Jim	1934-36
McCachren, William	1937, 39
McCants, Rashad	2003-05
McComb, Ken	1961
McDonald, Leslie	2010-11
McDonald, Monk	1921-24
McDonald, Sam	1923-26
McDuffie, Lewis	1917
McInnis, Jeff	1994-96
McKinney, Bones	1946
McKnight, Roy	1911-12
McLamb, Phillip	2002-04
McNairy, Charlie	1995-97
McSweeney, Bryan	1962-64
Melendez, Orlando	1999-02
Meroney, David	1937
Miller, Jonathan	2003-04
Miller, Larry	1966-68
Miller, Wes	2005-07
Minor, William	1935

Mirken, Mark	1965-67
Mock, Bernie	1944
Moe, Doug	1959-61
Moe, Donnie	1966-67
Montross, Eric	1991-94
Moody, Patrick	2008-09
Moore, James	1931
Moore, Jim	1966
Morris, Billy	1926-28
Morris, Cliff	1984-85
Morris, John	1919-21
Morrison, Brian	2001-02
Morrison, Ian	1965
Mullis, Pete	1936-38

NNNN

Nagy, Fritz	1943
Nathan, Mark	1948
Ndiaye, Makhtar	1997-98
Neal, David	1995-96
Nearman, Sherman "Nemo"	1947-50
Neiman, Abe	1922
Neiman, David	1930
Nelson, Melvin	1934-36
Newby, Terrence	1997-00
Newcombe, Arthur	1926
Noel, David	2003-06
Norfolk, Ira	1945
Norwood, Michael	1986-87
Nymicic, Dan	1948-49

OOOO

O'Donnell, John	1972-74
O'Koren, Mike	1977-80
Okulaja, Ademola	1996-99
Owens, Max	1998-01

PPPP

Paine, George	1941-42
Patterson, Richard	1950-51
Paxton, Bob	1945-48
Pepper, Mike	1978-81
Peppers, Julius	2000-01
Perkins, Sam	1981-84
Perry, Henry	1917-18
Perry, Sidney	1922
Pessar, Hank	1940-41
Peterson, Buzz	1982-85
Petree, Terrence	2010
Phelps, Derrick	1991-94
Phillips, Bob	1951-53
Poole, Jimmy	1923-25
Poole, Grey	1958-60
Popson, David	1984-87
Poteet, Yogi	1960-61, 1963
Potts, Ramsay	1936-37
Previs, Steve	1970-72
Price, Damien	2002-04
Price, James	1927-29
Purser, Carr	1927-28
Purser, John	1922-23, 1925

QQQQ

Quigg, Joe	1956-57
------------	---------

RRRR

Radovich, Tony	1953-57
Ranson, Lucius	1913
Redding, Frank	1952
Redmon, Herman	1913
Reese, Brian	1991-94
Reid, J.R.	1987-89
Respses, Ray	1963-65
Rice, King	1988-91
Ritch, Marvin	1911
Roberson, Foy	1939-40
Robinson, Lynwood	1982
Robinson, Will	2006
Rodl, Henrik	1990-93
Roper, Gary	1985
Rose, Bob	1940-42
Rosemond, Ken	1956-57
Rosenbluth, Lennie	1955-57
Rourk, William	1920
Rozier, Clifford	1991
Ruth, Earl	1936-38
Ryan, Fred	1949

SSSS

Salvadori, Kevin	1991-94
Salz, Harvey	1958-60
Sanders, Byron	2003-06
Satterfield, Henry	1928-29
Scholbe, Roger	1946-48
Schwartz, Ernie	1951-53
Scott, Charles	1968-70
Scott, Melvin	2002-05
Scruggs, Boyce	1916
Searcy, Roy	1956-58
Severin, Paul	1939-41
Shaffer, Charlie	1962-64
Shaffer, Dean	1981-82
Shaffer, Lee	1958-60
Shaver, Tony	1974
Shepard, Carlyle	1917, 20-21
Shylie, Ed	1941-42
Sides, Robert	1927
Smith, James	1974
Smith, Julian	1941-42
Smith, Junius	1911-13

Smith, Kenny	1984-87
Smith, Larry	1992
Smith, Mike	1966
Smith, Ranzino	1985-88
Smith, Winslow	1931
Smithwick, Jim	1965-66
Stackhouse, Jerry	1994-95
Stahl, Ed	1973-75
Stanley, Ray	1958-60
Stephenson, Travis	1992-93
Stephenson, Alex	2007-08
Stevenson, Buster	1944
Strickland, Dexter	2010-11
Strong, George	1913
Suggs, Reid	1941-42
Sullivan, Pat	1991-93, 95
Sullivan, Ryan	1996-97
Sutton, Ed	

0
Jesse Holley

00
Eric Montross[^], Brendan Haywood[^]

1
Melvin Scott, Marcus Ginyard,
Dexter Strickland

2
Raymond Felton[^], Wayne Ellington,
Marc Campbell, **Leslie McDonald**

3
Jimmy Howard, Herbert Porter,
Clive Thompson, Taylor Thorne,
Charlie Thorne, Irving Turk, Jeff
Denny, Pat Sullivan, Shammond
Williams, Vasco Evtimov, Brian
Morrison, Reyshawn Terry, Daniel
Bolick

4
Wray Lewis, Lewis Hayworth,
Vic Seixas, Bob Paxton, William
White, Lynwood Robinson, James
Daye, Kenny Harris, Larry Davis,
David Neal, Makhtar Ndiaye, Scott
Williams, Brooks Foster, Bobby
Frasor

5
Ed Antolini, George Paine, Larry
James, Ira Norfolk, Vic Seixas,
Dan Nymicz, Marion Godwin,
Richard Patterson, Henrik Rodl, Jeff
McInnis, Ed Cota, Jackie Manuel,
Ty Lawson[^], Dexter Strickland,
Kendall Marshall

6
Julian Smith, Dick Hartley, Walker
Markin, E.B. Stevenson, Mark
Nathan

7
Bobby Gersten, P.A. Lee, Jim
White, Don Anderson, Mervin Cole,
Simon Terrell

8
Bob Rose, Jim Jordan[^], James
Hamilton, Fred Ryan

9
Chuck Harnden, Ellis Freedman,
Jim Hayworth, Fred Bauer, Norman
Mitchell

10 (retired)
George Paine, Bobby Gersten,
Cam Rodman, Roger Scholbe,
Darius Wells, Lennie Rosenbluth^{*}

11
Paul Seberin, James White, Harvey
Weinstein, John Tsantes, Richard
Patterson, Wayne Harpold, Charles
Ellenwood, Ken Rosemond, John
Crotty, Larry Brown[^], Ray Hassell,
Gerald Tuttle, John Austin, Tony
Shaver, Keith Valentine, Mike
Pepper, Rodney Hyatt, Scott Cherry,
Michael Brooker, Quentin Thomas,
Larry Drew II, **Stilman White**

12 (retired)
George McCachren, Vincent
DiLorenzo, Coy Carson, Hal

Ferraro, Al Lifson, Lee Shaffer[^],
Harry Jones, Ray Respass, Jim
Frye, Richard Tuttle, Ray Hite, Phil
Ford^{*}

13
Ed Shytle, Ellis Freedman, John
Dillon[^], Benton Bennett, William
White, Vince Grimaldi, Ian Morrison,
Dick Grubar, Steve Previs, Brad
Hoffman, Ademola Okulaja, Neil
Fingleton, Will Graves

14
Hugo Kappler, Simon Terrell,
Skippy Winstead, Dave Hanners,
Derek McAllister, Jeff Lebo, Derrick
Phelps, Ryan Sullivan, Jonathan
Holmes, Danny Green, Terrence
Petree, **Desmond Hubert**

15
Hank Feimster, Reid Suggs, Bob
Altemoso, Bill Voris, Jack Fitch,
Hank Lebed, Hugo Kappler, Bill
Smith, Vince Grimaldi, Willis
Henderson, John Kuester, Brian
Ellerby, Courtney Dupree, Jason
Burgess, Shammond Williams,
Vince Carter[^], Kenny White,
Damien Price, Charlie Everett,
Dewey Burke, J.B. Tanner, Leslie
McDonald, Stewart Cooper, **P.J.
Hairston**

16
Reid Suggs, Ed Shytle, Dan Marks,
Michael Fisher, Norman Kohler

17
Joe Nelson, Don Wilson, Manuel
Alvarez, Miles Hall, Ed Wagner,
Irving Turk

18
Bob Rose, Bill Wood, Harold
Spurlock, Sherman Nearman

19
Hank Pessar, Cam Rodman, Bob
Shuford, W.G. Allen, Mark Nathan,
Norman Kohler, Fred Swartzberg

20 (retired)
George Glamack^{*}, Don Marks,
Frank Wideman, Lester Hughes,
Dan Nymicz, Hal Ferraro, Ike
Neeley, Cooper Taylor, Paul Anisko,
Gene Glancy, Bob Young, Wallace
Graham, Don Walsh, Peppy
Callahan, John Yokley, Ed Fogler,
Bill Chambers, Ray Harrison,
David Colescott, Cliff Morris, Steve
Bucknell

21
Bill Locke, Wray Lewis, John Fields,
Fred Ryan, Bill Miller, Howard
Deasy, Jerry Vayda, Albert Lifson,
Mitch Kupchak[^], Jimmy Black,
Michael Norwood, King Rice,
Donald Williams[^], Terrence Newby,
Jawad Williams, Deon Thompson,
Jackson Simmons

22
Junie Bailey, Benton Bennett, Paul
Likins, Edward Sutton, Roy Searcy,
York Larese[^], Mike Cooke, Bob
Lewis[^], Jim Delany, George Karl,

Dudley Bradley, Buzz Peterson,
Kevin Madden, Pearce Landry,
Webb Tyndall, Scott Williams,
Ronald Curry, Justin Bohlander,
Wes Miller, Wayne Ellington[^],
David Dupont

23 (retired)
John Tsantes, Bud Maddie, Skippy
Winstead, Buddy Clarke, Jimmy
Guill, Ged Doughton, Michael
Jordan^{*}

24
Ernie Schwarz, Walter Davis[^], Jim
Braddock, Joe Wolf, Doug Elstun,
Dante Calabria, Max Owens, Jesse
Holley, Marvin Williams, Surry
Wood, **Justin Watts**

25
Jippy Carter, Albert Long, James
Smith, Donnie Smith, Randy Weil,
Steve Hale, Jason Capel, Damion
Grant, Justin Knox

30
Darius Wells, Jack Wallace,
Cliff Walker, Bill Hathaway, Ray
Stanley, Dieter Krause, Jim Moore,
Mike Iannarella, Greg Campbell,
Al Armour, Dale Gipple, John
O'Donnell, Woody Coley, Al Wood[^],
Kenny Smith[^], Rasheed Wallace[^],
Phillip McLamb, Will Robinson,
Jack Wooten, Thomas Thornton,
Patrick Crouch

31
Charlie Thorne, Tom Gaines, Al
Lifson, Gerry McCabe, Gehrmann
Holland, Ken McComb, Bruce
Bowers, Bill Taylor, Charlie Burns,
Bob Bennett, Bill Bunting, Bill
Chamberlain[^], Mickey Bell, Loren
Lutz, Mike O'Koren[^], Matthew
Brust, David May, Brian Reese,
Adam Boone, Jonathan Miller,
Thomas Wilkins, **John Henson**

32
Leonard Guyes, Frank Redding,
Bob Phillips, Gerry McCabe, Bob
Cunningham, Lou Brown, Peppy
Callahan, Billy Cunningham[^], Mark
Mirken, Dave Chadwick, Darrell
Elston, Tom Zaliagiris, Eric Kenny,
John Brownlee, Pete Chilcutt,
Orlando Melendez, Rashad
McCants[^], Alex Stepeson, Ed
Davis, D.J. Johnston

33 (retired)
Sherman Nearman, Bob Phillips,
Gerry McCabe, Danny Lotz, Jim
Hudock, Bill Brown, Charles Scott[^],
Roger Jamison, Ranzino Smith,
Kevin Salvadori, Antawn Jamison^{*}

34
Frank Redding, Bill Ellington,
Francis Goodwin, Dick Kepley,
Richard Vinroot, Bruce Bowers,
Charles Hassell, Terry Ronner, Jim
Moore, Jim Bostick, Don Eggleston,
Bobby Jones[^], Pete Budko, J.R.
Reid[^], George Lynch[^], Charlie
McNairy, David Noel, Brandon
Wright, David Wear, **Stewart
Cooper**

35
Cooper Taylor, Pete Brennan[^],
Doug Moe[^], Charlie Burns, Bill
Galanti, Ralph Fletcher, Lee
Dedmon, Robert McAdoo[^], Charles
Waddell, Dave Popson, Joe
Jenkins, Travis Stephenson, Brad
Frederick, Jim Everett, C.J. Hooker,
Patrick Moody, James Gallagher,
Reggie Bullock

40
Dick Kocornik, Tommy Kearns[^],
Yogi Poteet, Bill Harrison, Earl
Johnson, Donnie Moe, Ricky Webb,
Bill Chambers, Donn Johnston,
Bruce Buckley, Gary Roper, Hubert
Davis, Ed Geth, Joseph Forte[^],
Mike Copeland, **Harrison Barnes**

41
Paul Likins, Joe Quigg, Hugh
Donahue, Terry Ronner, Jim
Smithwick, Joe Brown, Mike Earey,
Joe Cox, Jeff Crompton, Sam
Perkins[^], Byron Sanders

42
Bud Maddie, Walter Green,
Hilliard Green, Harvey Salz,
Charlie Schaffer, Tom Gauntlet,
Gra Whitehead, Kim Huband,
Bill Chambers, Jeff Wolf, Brad
Daugherty[^], Scott Williams, Jerry
Stackhouse[^], Kris Lang, Sean May[^]

43
Jerry Vayda, Grey Poole, Art Katz,
Mike Smith, Rusty Clark, Craig
Corson, Ed Stahl, John Virgil,
Jeb Barlow, Curtis Hunter, Matt
Laczkowski, Travis Wear, **James
Michael McAdoo**

44
Tony Radovich, Mike Steppe, Brian
McSweeney, Mark Mirken, Larry
Miller[^], Dennis Wuycik[^], Donald
Washington, Eric Harry, Matt
Doherty, Rick Fox, Clyde Lynn, Will
Johnson, **Tyler Zeller**

45
Tommy LaGarde[^], Chris Brust,
Marty Hensley, Clifford Rozier,
Serge Zwiikker, Julius Peppers,
Jesse Holley

50 (retired)
Rich Yonaker, Cecil Exum, Bill
Akins, Octavus Barnes, Brian
Bersticker, Tyler Hansbrough^{*}

51
Timo Makkonen

52 (retired)
James Worthy^{*}

54
Steve Kraficisin, Warren Martin,
John Greene, Vasco Evtimov

55
Matt Wenstrom

Bold indicates current player
[^]indicates retired jersey
^{}indicates honored jersey*

COACHING HISTORY

FRANK MCGUIRE



Frank McGuire came to Chapel Hill prior to the 1952-53 season after five seasons at St. John's. His 1952 team had reached the NCAA championship game before losing to Kansas.

His nine-year record was 164-58. Carolina finished first or tied for first place in the Atlantic Coast Conference standings five times in this period.

With his many contacts among New York high school coaches, he developed a pipeline of top talent for Carolina. This "underground railroad" brought players like Lennie Rosenbluth, Tommy Kearns, Pete Brennan, Joe Quigg and Bob Cunningham to Chapel Hill. They were the starters on McGuire's greatest team — the 1957 squad that went 32-0 and swept the NCAA title.

McGuire also brought New York-area stars like York Larese, Doug Moe, Donnie Walsh, Larry Brown and Billy Cunningham to Carolina.

UNC COACHING RECORD

164-58, nine seasons

EDUCATION

✓ St. John's '36

COACHING HIGHLIGHTS

- ✓ Is the only coach in history to win ACC championships at two different schools.
- ✓ Is a member of the Naismith Hall of Fame
- ✓ Coached Carolina to the 1957 NCAA championship
- ✓ Was a three-time national coach of the year.

The highlight of McGuire's Tar Heel career was the 1957 season. Rosenbluth was one of the national scoring leaders, averaging 28.0 points a game. Of Carolina's 32 victories, 13 were by 10 points or less.

The 1957 Final Four in Kansas City is regarded as one of the most exciting ever played. Carolina topped Michigan State, 74-40, in a triple-overtime semifinal game. The next game the Tar Heels had to go three overtimes again before outlasting Kansas, featuring Wilt Chamberlain, 54-53.


McGuire hired Dean Smith to be his top assistant prior to the 1958-59 season. Smith replaced McGuire when he moved to the NBA in 1961.

As coach of the Philadelphia Warriors, he led his team to a 49-31 record. The Warriors—with Hall of Famers Paul Arizin, Tom Gola and Chamberlain—lost to the Boston Celtics in the Eastern Conference finals.

McGuire returned to the college ranks for the 1964-65 season at South Carolina. He compiled a 283-142 record in 16 seasons with the Gamecocks. That gave him a career record of 549-236 in 30 years. He led South Carolina to its only ACC regular-season title in 1970 and only ACC Tournament championship in 1971.

McGuire, a member of the Naismith Hall of Fame, was the first coach in history to win 100 games at three schools and also to take two schools to the NCAA championship game. He remains the only man in history to win ACC titles at two schools.

He was named national coach of the year three times—in 1952 at St. John's, 1957 at Carolina and 1970 at South Carolina.



McGuire led the Tar Heels to the 1957 NCAA title.

BILL GUTHRIDGE



Bill Guthridge led the Tar Heels to two Final Fours in three years as head coach and was consensus National Coach of the Year in 1998. He won more games than any college head coach in history after two seasons and tied Everett Case for most coaching victories after three years. He played or coached in 14 Final Fours, more than any person in NCAA history. That includes two as a head coach at Carolina, 10 as a Tar Heel assistant coach, and one each as a player and assistant coach at his alma mater, Kansas State.

Guthridge was Dean Smith's assistant for 30 years. He joined the UNC staff in 1967 after five years as assistant to Tex Winter at Kansas State. In his 33 seasons at Carolina, the Tar Heels won two NCAA championships (1982 and 1993), played in 12 Final Fours, won the ACC Tournament championship 13 times and played in the ACC Tournament championship game a total of 22 times.

He was a part of 867 wins in 33 seasons at Carolina and 960 college coaching victories overall, including 93 wins on the staff at Kansas State.

The Parsons, Kan., native posted an 80-28 record in three seasons as Carolina's head coach. Guthridge led the 1998 and 2000 UNC teams to the Final Four. He joined Ohio State's Fred Taylor as just the second man in history to lead teams to two Final Fours in his first three seasons as a head coach. He was named National Coach of the Year in 1997-98 by the National Association of Basketball Coaches, the Atlanta Tipoff Club (Naismith Award), CBS/Chevrolet, the Columbus (Ohio) Touchdown Club and The Sporting News. That year, UNC went 34-4 and Guthridge set the NCAA record for wins by a first-year head coach with 34. He directed UNC to the 1998 Atlantic Coast Conference Tournament championship and was named the ACC Coach of the Year.

He coached 1997-98 National Player of the Year Antawn Jamison and 1998-99 NBA Rookie of the Year Vince Carter, both of whom entered the NBA Draft after their junior seasons. In his tenure at UNC, he coached five National Players of the Year, six ACC Players of the Year, five ACC Rookies of the Year and 28 first-team All-ACC players. He also coached 66 players who were selected in the NBA and/or ABA Drafts.

Guthridge was an assistant coach along with Hall of Famer John Thompson under Dean Smith in 1976 when the United States won the Olympic gold medal in Montreal.

HEAD COACHING RECORD

80-28, three seasons

EDUCATION

- ✓ B.S., Mathematics
Kansas State '60
- ✓ M.A., Education
Kansas State '63

COACHING HIGHLIGHTS

- ✓ Won more games (58) in his first two years than any coach in NCAA history and shares the NCAA record for most wins by a three-year coach (80).
- ✓ Was just the second coach in history to lead teams to two Final Fours in his first three seasons as a head coach.
- ✓ Was the consensus national coach of the year in 1997-98.
- ✓ Was a part of 14 Final Fours, including one as a player, 11 as an assistant coach and two as a head coach.

Dan Sears



CAROLINA BASKETBALL HEAD COACHING RECORDS					
Seasons	Name	No. of Years	W-L	Pct.	
1911-14	Nat Cartmell	4	25-24	51.0	
1915-16	Charles Doak	2	18-16	52.9	
1917-19	Howell Peacock	3	23-14	62.2	
1920-21	Fred Boye	2	19-17	52.8	
1922-23	No Coach	2	30-7	81.1	
1924	Norman Shepard	1	26-0	100.0	
1925	Monk McDonald	1	20-5	80.0	
1926	Harlan Sanborn	1	20-5	80.0	
1927-31	James Ashmore	5	80-37	68.4	
1932-35	George Shepard	4	69-16	81.2	
1936-39	Walter Skidmore	4	65-25	72.2	
1940-44	Bill Lange	5	85-41	67.5	
1945-46	Ben Carnevale	2	52-11	82.5	
1947-52	Tom Scott	6	100-65	60.6	
1953-61	Frank McGuire	9	164-58	73.9	
1962-97	Dean Smith	36	879-254	77.6	
1997-2000	Bill Guthridge	3	80-28	74.1	
2000-03	Matt Doherty	3	53-43	55.2	
2003-present	Roy Williams	8	225-62	78.4	
Totals		101	2,033-728	73.6	

Year	Overall W-L	Southern Conference W-L	SC Tournament Finish	Writers Poll	Coaches Poll	Postseason Results	Head Coach	Captains
1910-11	7-4						Nat Cartmell	Marvin Ritch
1911-12	4-5						Nat Cartmell	Junius Smith
1912-13	4-7						Nat Cartmell	Ben Edwards
1913-14	10-8						Nat Cartmell	Meb Long
1914-15	6-10						Charles Doak	Meb Long
1915-16	12-6						Charles Doak	John Johnson
1916-17	5-4						Howell Peacock	George Tennent
1917-18	9-3						Howell Peacock	George Tennent
1918-19	9-7						Howell Peacock	Reynolds Cuthbertson
1919-20	7-9						Fred Boye	Billy Carmichael
1920-21	12-8						Fred Boye	Carlyle Shepard
1921-22	15-6	3-3, Tied 7th	Champion				No Coach	Cartwright Carmichael
1922-23	15-1	5-0, Tied 1st	Second Round				No Coach	Monk McDonald
1923-24	26-0	7-0, Tied 1st	Champion				Norman Shepard	Winton Green
1924-25	20-5	8-0, 1st	Champion				Monk McDonald	Jack Cobb
1925-26	20-5	7-0, Tied 1st	Champion				Harlan Sanborn	Bill Dodderer
1926-27	17-7	7-3, 8th	Semifinalist				James Ashmore	Bunn Hackney
1927-28	17-2	8-1, Tied 3rd	Round of 16				James Ashmore	Billy Morris
1928-29	17-8	12-2, 2nd	Quarterfinalist				James Ashmore	Rufus Hackney
1929-30	14-11	4-7, 16th	Round of 16				James Ashmore	Puny Harper
1930-31	15-9	6-6, Tied 9th	Quarterfinalist				James Ashmore	Artie Marpet
1931-32	16-5	6-3, Tied 5th	Finalist				George Shepard	Tom Alexander
1932-33	12-5	5-3, Tied 5th	Semifinalist				George Shepard	Wilmer Hines
1933-34	18-4	12-2, Tied 2nd	Semifinalist				George Shepard	Dave McCachren
1934-35	23-2	12-1, 1st	Champion				George Shepard	Stewart Aitken
1935-36	21-4	13-3, 2nd	Champion				Walter Skidmore	Jim McCachren
1936-37	18-5	14-3, 2nd	Finalist				Walter Skidmore	Earl Ruth
1937-38	16-5	13-3, 1st	Quarterfinalist				Walter Skidmore	Earl Ruth
1938-39	10-11	8-7, 7th	First Round				Walter Skidmore	Bill McCachren
1939-40	23-3	11-2, 2nd	Champion				Bill Lange	Ben Dilworth
1940-41	19-9	14-1, 1st	Quarterfinalist			NCAA Final 8	Bill Lange	George Glamack
1941-42	14-9	9-5, 7th	Quarterfinalist				Bill Lange	Bob Rose
1942-43	12-10	8-9, 11th	Did Not Compete				Bill Lange	George McCachren, George Payne
1943-44	17-10	9-1, 1st	Finalist				Bill Lange	Game Captains
1944-45	22-6	11-3, 4th	Champion				Ben Carnevale	Game Captains
1945-46	30-5	13-1, 1st	Semifinalist			NCAA Finalist	Ben Carnevale	Jim Hayworth
1946-47	19-8	10-2, 2nd	Finalist				Tom Scott	Jim Hamilton, Jim White
1947-48	20-7	11-4, 3rd	Semifinalist				Tom Scott	Bob Paxton
1948-49	20-8	13-5, 3rd	Semifinalist				Tom Scott	Dan Nyimicz
1949-50	17-12	13-6, 5th	Quarterfinalist				Tom Scott	Nemo Nearman
1950-51	12-15	9-8, 9th	Did Not Compete				Tom Scott	Hugo Kappler, Charlie Thorne
1951-52	12-15	8-11, 11th	Did Not Compete				Tom Scott	Howard Deasy
1952-53	17-10	15-6, 8th	Quarterfinalist				Frank McGuire	Vince Grimaldi, Jack Wallace

SOUTHERN CONFERENCE TOTALS:

43 seasons 304-111 (73.3)

9 Regular-Season Titles, 8 Tournament Championships

Year	Overall W-L	ACC W-L	ACC Tournament Finish	Writers Poll	Coaches Poll	Postseason Results	Head Coach	Captains
1953-54	11-10	5-6, 5th	Quarterfinalist				Frank McGuire	Game Captains
1954-55	10-11	8-6, Tied 4th	Quarterfinalist				Frank McGuire	Al Lifson, Paul Likins
1955-56	18-5	11-3, Tied 1st	Semifinalist	13th	11th		Frank McGuire	Jerry Vayda
1956-57	32-0	14-0, 1st	Champion	1st	1st	NCAA Champs	Frank McGuire	Lennie Rosenbluth
1957-58	19-7	10-4, Tied 2nd	Finalist	13th	12th		Frank McGuire	Pete Brennan
1958-59	20-5	12-2, Tied 1st	Finalist	9th	6th	NCAA 1st Rd.	Frank McGuire	Danny Lotz
1959-60	18-6	12-2, Tied 1st	Semifinalist		14th		Frank McGuire	Harvey Salz
1960-61	19-4	12-2, 1st	Did Not Compete	5th	6th		Frank McGuire	Doug Moe, York Larese, Dick Kepley
1961-62	8-9	7-7, Tied 4th	Quarterfinalist				Dean Smith	Jim Hudock
1962-63	15-6	10-4, 3rd	Semifinalist				Dean Smith	Larry Brown, Yogi Poteet
1963-64	12-12	6-8, 5th	Semifinalist				Dean Smith	Mike Cooke, Charlie Shaffer
1964-65	15-9	10-4, Tied 2nd	Quarterfinalist				Dean Smith	Billy Cunningham
1965-66	16-11	8-6, Tied 3rd	Semifinalist				Dean Smith	Bob Bennett, John Yokley
1966-67	26-6	12-2, 1st	Champion	4th	3rd	NCAA 4th Place	Dean Smith	Tom Gauntlett, Bob Lewis
1967-68	28-4	12-2, 1st	Champion	4th	4th	NCAA Finalist	Dean Smith	Larry Miller
1968-69	27-5	12-2, 1st	Champion	4th	2nd	NCAA 4th Place	Dean Smith	Joe Brown, Bill Bunting, Rusty Clark, Dick Grubar, Gerald Tuttle
1969-70	18-9	9-5, Tied 2nd	Quarterfinalist			NIT First Round	Dean Smith	Jim Delany, Eddie Fogler, Charles Scott
1970-71	26-6	11-3, 1st	Finalist	13th	13th	NIT Champion	Dean Smith	Lee Dedmon, Dale Gipple
1971-72	26-5	9-3, 1st	Champion	2nd	2nd	NCAA 3rd Place	Dean Smith	Steve Previs, Dennis Wuycik
1972-73	25-8	8-4, 2nd	First Round	11th	12th	NIT 3rd Place	Dean Smith	Donn Johnston, George Karl
1973-74	22-6	9-3, Tied 2nd	Semifinalist	12th	8th	NIT First Round	Dean Smith	Darrell Elston, Bobby Jones

YEAR-BY-YEAR RECORDS

Year	Overall W-L	ACC W-L	ACC Tournament Finish	Writers Poll	Coaches Poll	Postseason Results	Head Coach	Captains
1974-75	23-8	8-4, Tied 2nd	Champion	9th	10th	NCAA Final 16	Dean Smith	Mickey Bell, Brad Hoffman, Ed Stahl
1975-76	25-4	11-1, 1st	Finalist	8th	6th	NCAA 1st Rd.	Dean Smith	Bill Chambers, Dave Hanners, Mitch Kupchak
1976-77	28-5	9-3, 1st	Champion	5th	3rd	NCAA Finalist	Dean Smith	Bruce Buckley, Woody Coley, Walter Davis, John Kuester, Tommy LaGarde
1977-78	23-8	9-3, 1st	Semifinalist	16th	10th	NCAA 1st Rd.	Dean Smith	Phil Ford, Tom Zaliagiris
1978-79	23-6	9-3, Tied 1st	Champion	9th	3rd	NCAA 2nd Rd.	Dean Smith	Dudley Bradley, Ged Doughton
1979-80	21-8	9-5, Tied 2nd	Semifinalist	15th	15th	NCAA 2nd Rd.	Dean Smith	Dave Colescott, Mike O'Koren, John Virgil, Jeff Wolf, Rich Yonakor
1980-81	29-8	10-4, 2nd	Champion	6th	6th	NCAA Finalist	Dean Smith	Pete Budko, Eric Kenny, Mike Pepper, Al Wood
1981-82	32-2	12-2, Tied 1st	Champion	1st	1st	NCAA Champion	Dean Smith	Jeb Barlow, Jimmy Black, Chris Brust
1982-83	28-8	12-2, Tied 1st	Semifinalist	8th	8th	NCAA Final 8	Dean Smith	Jim Braddock
1983-84	28-3	14-0, 1st	Semifinalist	1st	1st	NCAA Final 16	Dean Smith	Matt Doherty, Cecil Exum, Sam Perkins
1984-85	27-9	9-5, Tied 1st	Finalist	7th	7th	NCAA Final 8	Dean Smith	Buzz Peterson
1985-86	28-6	10-4, 3rd	Quarterfinalist	8th	8th	NCAA Final 16	Dean Smith	Brad Daugherty, Steve Hale
1986-87	32-4	14-0, 1st	Finalist	2nd	3rd	NCAA Final 8	Dean Smith	Kenny Smith, Joe Wolf
1987-88	27-7	11-3, 1st	Finalist	7th	8th	NCAA Final 8	Dean Smith	Joe Jenkins, Ranzino Smith
1988-89	29-8	9-5, Tied 2nd	Champion	5th	4th	NCAA Final 16	Dean Smith	Steve Bucknall, Jeff Lebo
1989-90	21-13	8-6, Tied 3rd	Quarterfinalist			NCAA Final 16	Dean Smith	Kevin Madden, Scott Williams
1990-91	29-6	10-4, 2nd	Champion	4th	4th	NCAA Final 4	Dean Smith	Pete Chilcutt, Rick Fox, King Rice
1991-92	23-10	9-7, 3rd	Finalist	18th	12th	NCAA Final 16	Dean Smith	Hubert Davis
1992-93	34-4	14-2, 1st	Finalist	4th	1st	NCAA Champion	Dean Smith	George Lynch, Henrik Rodl
1993-94	28-7	11-5, 2nd	Champion	1st	9th	NCAA 2nd Rd.	Dean Smith	Eric Montross, Derrick Phelps
1994-95	28-6	12-4, Tied 1st	Finalist	4th	3rd	NCAA Final 4	Dean Smith	Pearce Landry, Pat Sullivan, Donald Williams
1995-96	21-11	10-6, 3rd	Quarterfinalist	25th	24th	NCAA 2nd Rd.	Dean Smith	Dante Calabria
1996-97	28-7	11-5, Tied 2nd	Champion	4th	4th	NCAA Final 4	Dean Smith	Serge Zwikker, Shammond Williams
1997-98	34-4	13-3, 2nd	Champion	1st	3rd	NCAA Final 4	Bill Guthridge	Shammond Williams, Makhtar Ndiaye
1998-99	24-10	10-6, 3rd	Finalist	13th	18th	NCAA 1st Rd.	Bill Guthridge	Ademola Okulaja
1999-00	22-14	9-7, Tied 3rd	Quarterfinalist		11th	NCAA Final 4	Bill Guthridge	Ed Cota
2000-01	26-7	13-3, Tied 1st	Finalist	6th	10th	NCAA 2nd Rd.	Matt Doherty	Brendan Haywood
2001-02	8-20	4-12, Tied 7th	Quarterfinalist				Matt Doherty	Jason Capel, Kris Lang
2002-03	19-16	6-10, Tied 6th	Semifinalist			NIT Quarterfinalist	Matt Doherty	Jonathan Holmes, Will Johnson
2003-04	19-11	8-8, 5th	Quarterfinalist	18th	22nd	NCAA 2nd Rd.	Roy Williams	(no captains selected)
2004-05	33-4	14-2, 1st	Semifinalist	2nd	1st	NCAA Champion	Roy Williams	Jackie Manuel, Melvin Scott, Jawad Williams
2005-06	23-8	12-4, 2nd	Semifinalist	10th	14th	NCAA 2nd Rd.	Roy Williams	David Noel, Byron Sanders
2006-07	31-7	11-5, Tied 1st	Champion	4th	Tied 5th	NCAA Final 8	Roy Williams	Wes Miller, Reyshawn Terry
2007-08	36-3	14-2, 1st	Champion	1st	Tied 3rd	NCAA Final 4	Roy Williams	Quentin Thomas, Marcus Ginyard
2008-09	34-4	13-3, 1st	Semifinalist	2nd	1st	NCAA Champion	Roy Williams	Bobby Frasor, Danny Green, Tyler Hansbrough
2009-10	20-17	5-11, Tied ninth	First Round			NIT Finalist	Roy Williams	Marcus Ginyard, Deon Thompson
2010-11	29-8	14-2, 1st	Finalist	7th	8th	NCAA Final 8	Roy Williams	Justin Knox, Justin Watts, Tyler Zeller

OVERALL & ACC TOTALS

101 seasons
2,033-728 (73.6)
594-239 (71.3)

28 ACC Regular-Season Titles
44 Top 25 Media Poll Finishes

17 ACC Tournament Championships

46 Top 25 Coaches Poll Finishes

42 NCAA, 6 NIT Appearances

Five NCAA Championships
18 NCAA Final Fours





(Note: Scores from previous years are available at TarHeelBlue.com)

*Indicates overtime game
**Indicates double-overtime game
***Indicates triple-overtime game

2003-04

Record: 19-11; H: 12-2; A: 4-7; N: 3-2
ACC 8-8, 5th Place
NCAA Second Round
Coach: Roy Williams

N22	Old Dominion (9/-)	H	W	90-64
N24	at Davidson (9/-)	CHAR	W	91-68
N29	at Cleveland St. (9/-)	A	W	82-76
ACC-Big Ten Challenge				
D2	Illinois (10/11)	GBO	W	88-81
D7	George Mason (10/-)	H	W	115-81
D14	Akron (7/-)	H	W	64-53
D20	Wake Forest (4/14)	H	L***	114-119
D28	UNC Wilmington (9/-)	MYR	W	71-54
D30	Coastal Carolina (9/-)	H	W	105-72
J3	at Kentucky (9/8)	A	L	56-61
J7	Miami (12/-)	H	W	89-64
J11	Georgia Tech (12/8)	H	W	103-88
J14	at Maryland (9/-)	A	L	84-90
J17	Connecticut (9/1)	H	W	86-83
J22	at NC State (7/-)	A	L*	81-90
J24	Virginia (7/-)	H	W	96-77
J28	NC State (12/-)	H	W	68-66
J31	at Clemson (12/-)	A	L	72-81
F5	Duke (17/1)	H	L*	81-83
F7	at Wake Forest (17/16)	A	W	79-73
F10	at Ga. Tech (14/15)	A	L	77-88
F15	Maryland (14/-)	H	W	97-86
F21	Florida State (16/-)	H	W	78-71
F24	at Virginia (12/-)	A	L	72-74
F29	at NC State (12/14)	A	W	71-64
M2	Clemson (14/-)	H	W	69-53
M6	at Duke (14/3)	A	L	65-70
ACC Tournament				
M12	Georgia Tech (16/14)	GBO	L	82-83
NCAA South Regional				
M18	Air Force (18/-)	DEN	W	63-52
M20	Texas (18/12)	DEN	L	75-78

Monogram Winners: Justin Bohlander, Raymond Felton, Damion Grant, Jesse Holley, C.J. Hooker, Jackie Manuel, Sean May, Rashad McCants, Phillip McLamb, Jonathan Miller, David Noel, Damien Price, Byron Sanders, Melvin Scott, Reyshawn Terry, Jawad Williams

2004-05

Record: 33-4; H: 15-0 A: 8-2 N: 10-2
ACC 14-2, 1st Place
NCAA Champion
Coach: Roy Williams

N19	Santa Clara (4/-)	OAK	L	66-77
N22	BYU (11/-)	MAUI	W	86-50
N23	Tennessee (11/-)	MAUI	W	94-81
N24	Iowa (11/-)	MAUI	W	106-92

N28	S. California (11/-)	H	W	97-65
ACC-Big Ten Challenge				
D1	Indiana (9/-)	A	W	70-63
D4	Kentucky (9/8)	H	W	91-78
D12	Loyola (8/-)	H	W	109-60
D19	Virginia Tech (5/-)	A	W	85-51
D21	Vermont (4/-)	H	W	93-65
D28	UNC Wilmington (9/-)	H	W	96-75
D30	Cleveland State (4/-)	H	W	107-64
J2	Wm. & Mary (4/-)	H	W	105-66
J8	Maryland (3/22)	H	W	109-75
J12	Georgia Tech (3/8)	H	W	91-69
J15	Wake Forest (3/4)	A	L	82-95
J19	Clemson (6/-)	A	W	77-58
J22	Miami (6/-)	H	W	87-67
J29	Virginia (3/-)	A	W	110-76
F3	NC State (2/-)	H	W	95-71
F6	Florida State (2/-)	A	W	81-60
F9	Duke (2/7)	A	L	70-71
F13	Connecticut (2/19)	HTF	W	77-70
F16	Virginia (4/-)	H	W	85-61
F19	Clemson (4/-)	H	W	88-56
F22	NC State (2/-)	A	W	81-71
F27	Maryland (2/-)	A	W	85-83
M3	Florida State (2/-)	H	W	91-76
M6	Duke (2/6)	H	W	75-73
ACC Tournament				
M11	Clemson (2/-)	DC	W	88-81
M12	Georgia Tech (2/-)	DC	L	75-78
NCAA East Regional				
M18	Oakland (2/-)	CHAR	W	96-68
M20	Iowa State (2/-)	CHAR	W	92-65
M25	Villanova (2/19)	SYR	W	67-66
M27	Wisconsin (2/20)	SYR	W	88-82
NCAA Final Four				
A2	Michigan St. (2/15)	STL	W	87-71
A4	Illinois (2/1)	STL	W	75-70

Monogram Winners: Charlie Everett, Raymond Felton, Brooks Foster, Damion Grant, Jesse Holley, C.J. Hooker, Jackie Manuel, Sean May, Rashad McCants, Wes Miller, David Noel, Byron Sanders, Melvin Scott, Reyshawn Terry, Quentin Thomas, Jawad Williams, Marvin Williams

2005-06

Record: 23-8; H: 13-4 A: 8-2 N: 2-2
ACC 12-4, 2nd Place
NCAA Second Round
Coach: Roy Williams

N19	Gardner-Webb	H	W	83-80
N22	Cleveland State	H	W	112-55
N25	UC Santa Barbara	H	W	83-66
N29	Illinois (-12)	H	L	64-68
D3	Kentucky (-10)	A	W	83-79
D7	Saint Louis (23/-)	H	W	75-63
D17	Santa Clara (19/-)	H	W	76-58
D21	S. California (17/-)	A	L	59-74
D28	UNC Asheville (23/-)	H	W	89-47
J3	Davidson (25/-)	H	W	82-58
J7	NC State (25/13)	H	W	82-69
J10	Virginia Tech (20/-)	A	W	64-61
J14	Miami (20/-)	H	L	70-81



David Noel dunks in the win at No. 10 Kentucky on Dec. 3, 2005.

J19	Virginia (24/-)	A	L	68-72
J22	Florida State (24/-)	A	W	81-80
J25	Boston College (-/20)	H	L	74-81
J28	Arizona	H	W	86-69
F2	Maryland	A	W	77-62
F4	Clemson	H	W	76-61
F7	Duke (23/2)	H	L	83-87
F12	Miami (23/-)	A	W	80-70
F15	Georgia Tech (23/-)	H	W	82-75
F19	Wake Forest (23/-)	A	W	83-72
F22	NC State (21/15)	A	W	95-71
F26	Maryland (21/-)	H	W	81-57
M1	Virginia (13/-)	H	W	99-54
M4	Duke (13/1)	A	W	83-76
ACC Tournament				
M10	Virginia (10/-)	GBO	W	79-67
M11	Boston College (10/11)	GBO	L	82-85
NCAA East Regional				
M17	Murray State (10/-)	DAY	W	69-65
M19	George Mason (10/-)	DAY	L	60-65

Monogram Winners: Dewey Burke, Mike Copeland, Bobby Frasier, Marcus Ginyard, Danny Green, Tyler Hansbrough, Wes Miller, David Noel, Will Robinson, Byron Sanders, Reyshawn Terry, Quentin Thomas, Thomas Wilkins, Surry Wood

2006-07

Record: 31-7; H: 16-1 A: 6-4 N: 9-2
ACC 11-5, Tied 1st Place
NCAA Final Eight
Coach: Roy Williams

Preseason NIT Tipoff				
N14	Sacred Heart (2/-)	CHAR	W	103-81
N15	Winthrop (2/-)	CHAR	W	73-66
N19	Gardner-Webb (2/-)	H	W	103-50
Preseason NIT Tipoff				
N22	Gonzaga (2/-)	NYC	L	74-82
N24	Tennessee (2-22)	NYC	W	101-87
ACC-Big Ten Challenge				
N29	Ohio State (7/3)	H	W	98-89
D2	Kentucky (7/-)	H	W	75-63
D9	High Point (3/-)	H	W	94-69
D16	UNC Asheville (3/-)	H	W	93-62
D19	Florida Atlantic (2/-)	H	W	105-52
D22	Saint Louis (2/-)	A	W	69-48
D28	Rutgers (2/-)	H	W	87-48
D31	Dayton (2/-)	H	W	81-51
J2	Penn (2/-)	H	W	102-64
J7	Florida State (2/-)	H	W	84-58
J10	Virginia (1/-)	H	W	79-69
J13	Virginia Tech (1/-)	A	L	88-94

J17	Clemson (4/19)	A	W	77-55
J20	Georgia Tech (4/-)	H	W	77-61
J24	Wake Forest (4/-)	A	W	88-60
J27	Arizona (4/17)	A	W	92-64
J31	Miami (3/-)	H	W	105-64
F2	NC State (3/-)	A	L	79-83
F7	Duke (5/16)	A	W	79-73
F10	Wake Forest (5/-)	H	W	104-67
F13	Virginia Tech (4/-)	H	L*	80-81
F17	Boston College (4/-)	A	W	77-72
F21	NC State (5/-)	H	W	83-64
F25	Maryland (5/-)	A	L	87-89
M1	Georgia Tech (8/-)	A	L	77-84
M4	Duke (8/14)	H	W	86-72

ACC Tournament
M9 Florida State (8/-) SPF W 73-58
M10 Boston College (8/-) SPF W 71-56
M11 NC State (8/-) SPF W 89-80

NCAA East Regional
M15 Eastern Kentucky (4/-) W-S W 86-65
M17 Michigan State (4/-) W-S W 81-67
M23 S. California (4/23) ERNJ W 74-64
M25 Georgetown (4/8) ERNJ L* 84-96

Monogram Winners: Dewey Burke, Mike Copeland, Wayne Ellington, Bobby Frasier, Marcus Ginyard, Danny Green, Tyler Hansbrough, Ty Lawson, Wes Miller, Alex Stepheson, Reyshawn Terry, Quentin Thomas, Deon Thompson, Surry Wood, Brandon Wright

2007-08

Record: 36-3; H: 14-2 A: 13-0 N: 9-1
ACC 14-2, 1st Place
NCAA Final Four
Coach: Roy Williams

N14	Davidson (1/-)	A	W	72-68
Las Vegas Invitational				
N18	Iona (1/-)	H	W	107-72
N20	SC State (1/-)	H	W	110-64
N23	Old Dominion (1-)	LV	W	99-82
N24	BYU (1/-)	LV	W	73-63

ACC/Big Ten Challenge				
N28	Ohio State (1/-)	A	W	66-55
D1	Kentucky (1/-)	A	W	86-77
D4	Penn (1/-)	A	W	106-71
D16	Rutgers (1/-)	A	W	93-71
D19	Nicholls (1/-)	H	W	88-78
D22	UC Santa Barbara (1/-)	H	W	105-70
D27	Nevada (1/-)	H	W	106-70
D30	Valparaiso (1/-)	H	W	90-58
J2	Kent State (1/-)	H	W	90-61
J6	Clemson (1/19)	A	W*	90-88
J9	UNC Asheville (1/-)	H	W	93-81
J12	NC State (1/-)	H	W	93-62
J16	Georgia Tech (1/-)	A	W	83-82
J19	Maryland (1/-)	H	L	80-82
J23	Miami (5/-)	A	W	98-82
J31	Boston College (4/-)	H	W	91-69
F3	Florida State (4/-)	A	W*	84-73
F6	Duke (3/2)	H	L	78-89
F10	Clemson (3/-)	H	W**	103-93
F12	Virginia (5/-)	A	W	75-74
F16	Virginia Tech (5/-)	H	W	92-53
F20	NC State (3/-)	A	W	84-70
F24	Wake Forest (3/-)	H	W	89-73
M1	Boston College (3/-)	A	W	90-80
M4	Florida State (1/-)	H	W	90-77
M8	Duke (1/6)	A	W	76-68

ACC Tournament
M14 Florida State (1/-) CHAR W 82-70
M15 Virginia Tech (1/-) CHAR W 68-66
M16 Clemson (1/22) CHAR W 86-81

NCAA East Regional
M21 Mt. St. Mary's (1/-) RAL W 113-74
M23 Arkansas (1/-) RAL W 108-77
M27 Washington St (1/21) CHAR W 68-47
M29 Louisville (1/13) CHAR W 83-73

NCAA Final Four
A5 Kansas (1/4) SA L 66-84

Monogram Winners: Marc Campbell, Mike Copeland, Wayne Ellington, Bobby Frasier, Marcus Ginyard, Will Graves, Danny Green, Tyler Hansbrough, Ty Lawson, Greg Little, Patrick Moody, Alex Stepheson, J.B. Tanner, Quentin Thomas, Deon Thompson, Surry Wood, Jack Wooten



Raymond Felton celebrates the 2005 home win over Duke that brought Roy Williams his first ACC regular season championship.

Jeffrey Camarati

SCORES IN THE ROY WILLIAMS ERA

2008-09

Record: 34-4; H: 14-1 A: 8-2 N: 12-1
ACC 13-3, 1st Place
NCAA Champion
Coach: Roy Williams

N15 Penn (1/-)	H	W	86-71
N18 Kentucky (1/-)	H	W	77-58
N21 UC Santa Barbara (1/-)	A	W	84-67

EA Sports Maui Invitational

N24 Chaminade (1/-)	MAUI	W	115-70
N25 Oregon (1/-)	MAUI	W	98-69
N26 Notre Dame (1/8)	MAUI	W	102-87
N30 UNC Asheville (1/-)	H	W	116-48

ACC/Big Ten Challenge

D3 Michigan State (1/13)	DET	W	98-63
D13 Oral Roberts (1/-)	H	W	100-84
D18 Evansville (1/-)	H	W	91-73
D20 Valparaiso (1/-)	CHI	W	85-63
D28 Rutgers (1/-)	H	W	97-75
D31 Nevada (1/-)	A	W	84-61
J4 Boston College (1/-)	H	L	78-85
J7 Coll of Charleston (1/-)	H	W	108-70
J11 Wake Forest (3/4)	A	L	89-92
J15 Virginia (5/-)	A	W	83-61
J17 Miami (5/-)	H	W	82-65
J21 Clemson (5/10)	H	W	94-70
J28 Florida State (5/-)	A	W	80-77
J31 NC State (5/-)	A	W	93-76
F3 Maryland (3/-)	H	W	108-91
F7 Virginia (3/-)	H	W	76-61
F11 Duke (3/6)	A	W	101-87
F15 Miami (3/-)	A	W	69-65
F18 NC State (3/-)	H	W	89-80
F21 Maryland (3/-)	A	L*	85-88
F28 Georgia Tech (4/-)	H	W	104-74
M4 Virginia Tech (2/-)	A	W	86-78
M8 Duke (2/7)	H	W	79-71

ACC Tournament

M13 Virginia Tech (1/-)	ATL	W	79-76
M14 Florida State (1/22)	ATL	L	70-73

NCAA South Regional

M19 Radford (2/-)	GBOW	W	101-58
M21 LSU (2/21)	GBOW	W	84-70
M27 Gonzaga (2/10)	MEM	W	98-77
M29 Oklahoma (2/8)	MEM	W	72-60

NCAA Final Four

A4 Villanova (2/11)	DET	W	83-69
A6 Michigan State (2/7)	DET	W	89-72

Monogram Winners: Marc Campbell, Mike Copeland, Ed Davis, Larry Drew II, Wayne Ellington, Bobby Frasier, Marcus Ginyard, Will Graves, Danny Green, Tyler Hansbrough, Ty Lawson, Patrick Moody, J.B. Tanner, Deon Thompson, Justin Watts, Jack Wooten, Tyler Zeller

Getty Images



Bobby Frasier, Danny Green and Roy Williams won the NCAA championship in 2009.

2009-10

Record: 20-17; H: 14-5 A: 4-8 N: 2-4
ACC 5-11, Tied 10th Place
NIT Finalist
Coach: Roy Williams

Coaches vs. Cancer

N9 FIU (6/-)	H	W	88-72
N11 NC Central (6/-)	H	W	89-42
N15 Valparaiso (6/-)	H	W	88-77

Coaches vs. Cancer

N19 Ohio State (6/15)	NYC	W	77-73
N20 Syracuse (6/-)	NYC	L	71-87
N23 Gardner-Webb (11/-)	H	W	93-72
N29 Nevada (11/-)	H	W	80-73

ACC/Big Ten Challenge

D1 Michigan State (10/9)	H	W	89-82
D5 Kentucky (10/5)	A	L	66-68
D12 Presbyterian (11/-)	H	W	103-64
D19 Texas (10/2)	ARL	L	90-103
D22 Marshall (10/-)	H	W	98-61
D28 Rutgers (9/-)	H	W	81-67
D30 Albany (9/-)	H	W	87-70
J4 Coll. of Charleston (9/-)	A	L*	79-82

J10 Virginia Tech (9/-)	H	W	78-64
J13 Clemson (12/24)	A	L	64-83
J16 Georgia Tech (12/20)	H	L	71-73
J20 Wake Forest (12/-)	H	L	69-82
J26 NC State (-/-)	A	W	77-63
J31 Virginia (-/-)	H	L	60-75
F4 Virginia Tech (-/-)	A	L	70-74
F7 Maryland (-/-)	A	L	71-92
F10 Duke (-/8)	H	L	54-64
F13 NC State (-/-)	H	W	74-61
F16 Georgia Tech (-/-)	A	L	51-68
F20 Boston College (-/-)	A	L	67-71
F24 Florida State (-/-)	H	L	67-77
F27 Wake Forest (-/-)	A	W	77-68
M2 Miami (-/-)	H	W	69-62
M6 Duke (-/4)	A	L	50-82

ACC Tournament

M11 Georgia Tech (-/-)	GBOW	L	58-62
------------------------	------	---	-------

NIT

M16 William and Mary (-/-)	H*	W	80-72
M20 Mississippi State (-/-)	A	W	76-74
M23 UAB (-/-)	A	W	60-55
M30 Rhode Island (-/-)	NYC	W*	68-67
A1 Dayton (-/-)	NYC	L	68-79

* denotes home game played in Carmichael Arena

Monogram Winners: Marc Campbell, Ed Davis, Larry Drew II, James Gallagher, Marcus Ginyard, Will Graves, John Henson, Leslie McDonald, Terrence Petree, Dexter Strickland, Deon Thompson, Thomas Thornton, Justin Watts, David Wear, Travis Wear, Tyler Zeller

2010-11

Record: 29-8; H: 15-0; A: 7-3; N: 7-5
ACC 14-2, 1st Place
NCAA East Final Eight
Coach: Roy Williams

N12 Lipscomb (8/-)	H	W	80-66
N18 Hofstra (8/-)	PR	W	107-63
N19 Minnesota (8/-)	PR	L	67-72
N21 Vanderbilt (8/-)	PR	L	65-72
N23 UNC Asheville (25/-)	H	W	80-69
N28 Coll. of Charleston (25/-)	H	W	74-69

ACC/Big Ten Challenge

N30 Illinois (-/20)	A	L	67-79
D4 Kentucky (-/10)	H	W	75-73
D8 Evansville (-/-)	A	W	76-49
D11 Long Beach State (-/-)	H	W	96-91
D18 Texas (-/22)	GBOW	L	76-78
D21 William and Mary (-/-)	H	W	85-60
D28 Rutgers (-/-)	NYC	W	78-55
J2 St. Francis (Pa.) (-/-)	H	W	103-54
J8 Virginia (-/-)	A	W	62-56
J13 Virginia Tech (-/-)	H	W	64-61
J16 Georgia Tech (-/-)	A	L	58-78
J18 Clemson (-/-)	H	W	75-65
J26 Miami (-/-)	A	W	74-71
J29 NC State (-/-)	H	W	84-64
F1 Boston College (23/-)	A	W	106-74
F6 Florida State (23/-)	H	W	89-69
F9 Duke (20/5)	A	L	73-79
F12 Clemson (20/-)	A	W	64-62
F15 Wake Forest (19/-)	H	W	78-64
F19 Boston College (19/-)	H	W	48-46
F23 NC State (19/-)	A	W	75-63
F27 Maryland (19/-)	H	W	87-76
M2 Florida State (13/-)	A	W	72-70
M5 Duke (13/4)	H	W	81-67

ACC Tournament

M11 Miami (6/-)	GBOW	W	61-59
M12 Clemson (6/-)	GBOW*	W	92-87
M13 Duke (6/5)	GBOW	L	58-75

NCAA East Regional

M18 Long Island (7/-)	CHAR	W	102-87
M20 Washington (7/23)	CHAR	W	86-83
M25 Marquette (7/-)	NWK	W	81-63
M27 Kentucky (7/11)	NWK	L	69-76

Monogram Winners: Harrison Barnes, Daniel Bolick, Reggie Bullock, Stewart Cooper, Patrick Crouch, Larry Drew II, David Dupont, Van Hatchell, John Henson, D.J. Johnston, Justin Knox, Kendall Marshall, Leslie McDonald, Dexter Strickland, Justin Watts, Tyler Zeller

Peyton Williams



Justin Knox dunks against Saint Francis in 2010-11.

LEGEND FOR NEUTRAL SITES

- ARL– Arlington, Texas (Cowboys Stadium)
- ATL– Atlanta, Ga. (Omni, 1977-89; Georgia Dome, 2001-2009)
- CHAR– Charlotte, N.C.
- CHI– Chicago, Ill. (Chicago Stadium, 1958; United Center 1998, 2000, 2009)
- DAY– Dayton, Ohio (Dayton Arena)
- DC– Washington, D.C. (MCI Center)
- DEN– Denver, Colo. (McNichols Arena/ Pepsi Center)
- DET– Detroit, Mich. (Ford Field)
- ERNJ– East Rutherford, N.J. (Meadowlands)
- GBOW– Greensboro, N.C. (Greensboro Coliseum)
- HTF– Hartford, Conn. (Hartford Civic Center)
- LV– Las Vegas, Nev. (Orleans Arena)
- MAUI– Maui, Hawaii (Lahaina Civic Center)
- MEM– Memphis, Tenn., (FedExForum)
- MYP– Myrtle Beach, S.C.
- NWK– Newark, N.J. (Prudential Center)
- NYC– New York, N.Y. (Madison Square Garden)
- OAK– Oakland, Calif. (The Arena)
- PR– San Juan, Puerto Rico (Coliseo de Puerto Rico)
- RAL– Raleigh, N.C. (Memorial Auditorium through 1946; Reynolds Coliseum through 1999; RBC Center since 2000)
- SA– San Antonio, Texas (Alamodome)
- SPF– Tampa, Fla. (St. Pete Times Forum)
- STL– St. Louis, Mo. (Checkerdome, 1983; Edward Jones Dome, 2005)
- SYR– Syracuse, N.Y. (Carrier Dome)
- W-S– Winston-Salem, N.C. (Lawrence Joel Coliseum)

Jeffrey Camarati



Tyler Hansbrough swept every major National Player of the Year award in 2008.



The 1981-82 team spent 11 weeks at No. 1, topping the preseason and final polls and winning the NCAA championship.

CAROLINA AND THE AP POLL

- ◆ Since the inception of the Associated Press poll prior to the 1948-49 season, Carolina basketball has been a fixture in the rankings of the nation's elite. The Tar Heels have been ranked in the AP poll 782 times, more than any school in the nation.
- ◆ Carolina has been ranked in the top 10 of the AP poll for 602 weeks, most in ACC history.
- ◆ The Tar Heels have achieved a top-10 ranking in the AP poll for at least one week in 49 of the poll's 63 seasons, including 43 of the last 45.
- ◆ Carolina has finished in the top 10 of the AP poll 33 times, including 22 of the last 31 years.

THE TAR HEELS AND THE NO. 1 RANKING IN THE AP POLL

- ◆ The March 9, 2009, poll was the 105th in which the Tar Heels were No. 1 in the AP rankings. That is third-best all-time behind UCLA (134) and Duke (111).
- ◆ Carolina has an all-time record of 180-30 as the No. 1 team in the AP poll.
- ◆ UNC, which was the first-ever unanimous preseason No. 1 in the AP poll in 2008-09, also took the top spot in the preseason AP poll in 2007-08. UNLV (1989-90 and 1990-91) is the only other school to be ranked preseason No. 1 in back-to-back campaigns.
- ◆ The Tar Heels in 2008-09 were the first unanimous preseason No. 1 pick by the AP since the preseason poll began in 1981-82.
- ◆ Carolina has been ranked No. 1 in the final AP poll six times — in 2007-08, 1997-98, 1993-94, 1983-84, 1981-82 and 1956-57.
- ◆ Prior to UNC in 2008-09, the last time a school began No. 1 in the preseason AP poll after finishing No. 1 in the previous season's final AP poll was Duke (No. 1 in the final AP poll of 2000-01 and No. 1 in the preseason AP poll of 2001-02).
- ◆ The 2008-09 preseason AP poll also marked Carolina's record sixth time atop the preseason rankings, most of any school in the nation. Duke is second with five. UNC was also No. 1 in the initial AP poll in 1981-82, 1983-84, 1986-87, 1993-94 and 2007-08.
- ◆ The Tar Heels have spent a combined 23 weeks ranked No. 1 in the AP poll over the past three seasons—and had spent a combined 22 weeks ranked No. 1 in the AP poll in the 14 seasons prior to that.
- ◆ Carolina has been ranked No. 1 in the AP poll in three of the last four seasons and eight of the last 18 campaigns.
- ◆ The No. 1 ranking in 2008-09 marked the 18th different season in which the Tar Heels have reached the No. 1 spot in at least one AP poll. Carolina has been ranked No. 1 by the AP in the following seasons: 1956-57, 1957-58, 1958-59, 1977-78, 1981-82, 1982-83, 1983-84, 1985-86, 1986-87, 1987-88, 1992-93, 1993-94, 1994-95, 1997-98, 2000-01, 2006-07, 2007-08 and 2008-09.
- ◆ The 2008-09 campaign was the 10th season in 22 years as a head coach that **Roy Williams** has guided his team to No. 1 in the AP poll for at least one week.
- ◆ Williams has a 42-5 record as head coach at Carolina in 24 weeks as the No. 1 team in the AP poll
- ◆ Prior to 2007-08 and 2008-09, Williams-led teams had never captured the top spot in the preseason AP poll. Kansas was never preseason No. 1 by the AP during Williams' tenure.
- ◆ Carolina has defeated the No. 1 team in the AP poll 12 times, most in NCAA history.

CAROLINA IN THE AP POLL

Total Polls Ranked	782
Top 10 Rankings	602
Longest Streak of Weeks Ranked	172
Seasons Ranked	54
Seasons With Top 10 Rankings	49
Seasons in Final Top 10	33

CAROLINA AT NO. 1 IN THE ASSOCIATED PRESS POLL

Season	Weeks as No. 1	Record as No. 1
1956-57	8	17-0
1957-58	2	5-1
1958-59	1	1-1
1977-78	1	1-0
1981-82	11	22-1
1982-83	2	4-1
1983-84	16	26-3
1985-86	13	24-3
1986-87	3	5-2
1987-88	1	1-1
1992-93	2	4-1
1993-94	5	6-4
1994-95	6	7-2
1997-98	8	13-3
2000-01	2	2-1
2006-07	1	1-1
2007-08	14	27-2
2008-09	9	14-2
Total:	105	180-30

Record as No. 1: 180-30

- 1950s: 23-2
- 1960s: 0-0
- 1970s: 1-0
- 1980s: 82-11
- 1990s: 30-10
- 2000s: 44-7

Record as No. 1 vs.:

- Boston College: 0-2
- Clemson: 13-1
- Duke: 8-1
- Florida State: 3-1
- Georgia Tech: 9-3
- Maryland: 9-5
- Miami: 1-0
- NC State: 7-3
- Virginia: 10-1
- Virginia Tech: 2-1
- Wake Forest: 9-1

- Home: 65-7
- Away: 46-12
- Neutral: 69-11
- ACC Tournament: 13-3
- NCAA Tournament: 20-5

Most Consecutive Weeks at No. 1 15
(in 1983-84)

NO. 1 VS. NO. 2

Carolina has played in seven games involving the No. 1 vs. the No. 2 team in the AP poll, going 7-0 in those games

Date	Result
3/23/57	No. 1 UNC 54, No. 2 Kansas 53 (3 OT)
12/26/81	No. 1 UNC 82, No. 2 Kentucky 69
1/9/82	No. 1 UNC 65, No. 2 Virginia 60
2/4/86	No. 1 UNC 78, No. 2 Georgia Tech 77 (OT)
2/3/94	No. 2 UNC 89, No. 1 Duke 78
2/5/98	No. 2 UNC 97, No. 1 Duke, 73
4/4/05	No. 2 UNC 75, No. 1 Illinois 70



ALL-TIME AP POLL RANKINGS

Year	Preseason	1	2	3	4	5	6	7	8	9	10	11	12	13	14	15	16	17	18	19	Poll Dates	
1948-49	-Not Ranked-																				1/20-3/8	
1949-50	-Not Ranked-																					1/5-3/7
1950-51	-Not Ranked-																					12/19-3/7
1951-52	-Not Ranked-																					12/11-3/4
1952-53	-	-	-	-	-	-	-	18	12	-	-	-	-	-								12/16-3/10
1953-54	-Not Ranked-																					12/8-3/23
1954-55	-Not Ranked-																					12/7-3/8
1955-56	-	16	6	4	5	9	9	8	9	12	10	9	8	15								12/6-3/6
1956-57	6	3	2	2	2	2	1	1	1	1	1	1	1	1								12/11-3/12
1957-58	1	1	4	4	3	6	8	7	7	11	16	9	13	13								12/10-3/11
1958-59	13	10	3	4	3	3	2	2	2	2	1	3	5	9								12/9-3/9
1959-60	-	-	19	16	12	12	17	13	19	-	16	-										12/22-3/8
1960-61	5	10	11	6	7	6	4	5	6	7	7	5	5									12/13-3/7
1961-62	-Not Ranked-																					12/19-3/13
1962-63	-	-	-	-	-	-	10	-	-	-	-	-	-	-	-	-						12/4-3/12
1963-64	-Not Ranked-																					12/10-3/10
1964-65	13	-	-	-	-	-	-	-	-	-	-	-	-	-	-							12/8-3/9
1965-66	-Not Ranked-																					12/7-3/8
1966-67	9	8	6	3	3	3	5	4	2	2	2	4	5	3	4							12/6-3/7
1967-68	4	5	7	4	5	3	3	3	3	3	3	3	3	5	4							12/5-3/12
1968-69	2	2	2	2	4	2	2	2	2	2	2	3	2	4								12/3-3/4
1969-70	7	5	7	4	4	7	9	9	7	10	13	19	-									12/9-3/10
1970-71	-	-	20	17	-	20	15	20	20	16	11	8	13	12	13	13						12/8-3/16
1971-72	2	3	4	4	4	3	3	3	3	4	3	3	5	3	3	2						12/7-3/14
1972-73	-	13	11	13	11	9	7	4	3	8	6	6	6	7	8	11						12/5-3/13
1973-74	5	5	5	4	4	4	5	5	4	4	4	6	4	6	8	10	12					12/4-3/27
1974-75	11	9	8	10	8	8	15	14	14	10	12	11	13	14	12	7	6	9	9			12/3-4/2
1975-76	5	4	4	4	3	3	6	7	5	4	4	3	3	4	4	5	8					12/2-3/16
1976-77	3	9	12	11	10	9	6	5	4	4	13	14	13	9	6	4	5					11/30-3/15
1977-78	1	2	2	5	3	2	2	2	5	3	6	7	11	8	10	11	16					11/29-3/13
1978-79	16	14	14	13	6	5	3	3	2	4	6	4	4	7	3	9						11/28-3/13
1979-80	6	8	8	8	6	6	15	9	13	11	11	8	10	15								12/4-3/4
1980-81	13	10	10	8	6	6	16	17	17	12	11	10	13	11	12	6						12/2-3/10
1981-82	1	1	1	1	1	1	1	1	1	2	2	2	2	2	1	1						12/1-3/9
1982-83	3	15	17	17	-	-	18	11	3	3	1	1	3	11	8	5	8					11/30-3/15
1983-84	1	2	1	1	1	1	1	1	1	1	1	1	1	1	1	1						11/29-3/13
1984-85	-	19	16	13	10	7	9	5	6	8	11	15	13	13	8	6	7					11/27-3/12
1985-86	2	1	1	1	1	1	1	1	1	1	1	1	1	1	3	4	8					11/26-3/11
1986-87	1	1	5	4	4	4	3	3	2	1	3	3	3	2	2	2						12/2-3/10
1987-88	3	1	5	4	4	4	4	2	2	3	8	6	5	9	6	9	7					12/1-3/15
1988-89	6	5	10	8	8	8	7	6	8	13	7	3	6	8	5	5	9	5				11/22-3/14
1989-90	7	12	17	-	-	24	-	-	-	-	25	-	-	-	-	-						11/27-3/13
1990-91	5	4	10	9	8	7	7	5	5	7	9	9	8	6	4	7	4					11/27-3/12
1991-92	8	6	5	5	9	8	8	8a	14	10	11	9	6	4	10	16	20	18				11/25-3/16
1992-93	7	8	7	5	5	5	5	6	5	3	3	6	6	3	3	1	1	4				11/23-3/15
1993-94	1	1	4	2	2	2	2	2	1	4	4	2	1	2	4	5	4	1				11/22-3/14
1994-95	2	2	2	1	1	1	1	1	4	3	3	2	1	2	3	2	4	4				11/21-3/13
1995-96	20	20	17	13	10	11	11	16	10	10	11	8	12	17	17	19	20	25				11/20-3/11
1996-97	8	7	14	14	11	12	11	11	13	22	19	19	20	16	12	8	5	4				11/19-3/10
1997-98	4	4	4	3	2	1	1	1	1	1	2	2	2	1	1	3	4	1				11/16-3/8
1998-99	11	10	9	3	7	7	7	9	11	9	10	10	12	12	14	14	15	13				11/15-3/8
1999-00	6	5	5	2	7	7	6	13	14	13	21	-	-	-	-	-	-	-				11/15-3/13
2000-01	6	7	7	6	14	15	15	14	13	9	6	5	4	1	1	2	4	6	6			11/13-3/12
2001-02	19	-	-	-	-	-	-	-	-	-	-	-	-	-	-	-	-	-				11/12-3/11
2002-03	-	-	12	22	23	22	-	-	-	-	-	-	-	-	-	-	-	-				11/25-3/17
2003-04	9	9	9	10	7	4	9	9	12	9	7	12	17	14	16	12	14	16	18			11/17-3/15
2004-05	4	11	9	8	5	4	4	3	3	6	3	2	2	4	2	2	2	2				11/22-3/15
2005-06	-	-	-	-	23	19	17	23	25	20	24	-	-	23	23	21	13	10				11/14-3/13
2006-07	2	2	2	7	3	3	2	2	2	1	4	4	3	5	4	5	8	8	4			11/14-3/12
2007-08	1	1	1	1	1	1	1	1	1	1	1	5	4	3	5	3	3	1	1	1		11/12-3/17
2008-09	1	1	1	1	1	1	1	1	3	5	5	3	3	3	4	2	1	2				11/17-3/16
2009-10	6	6	11	10	11	10	10	9	9	12	24	-	-	-	-	-	-	-				11/16-3/15
2010-11	8	8	25	-	-	-	-	-	-	-	-	-	23	20	19	19	13	6	7			11/15-3/14



Tyler Zeller

Peyton Williams



Harrison Barnes

Peyton Williams

Overall record: 29-8; ACC: 14-2
Home: 15-0; Away: 7-3; Neutral Sites: 7-5
Puerto Rico Tip-Off: 1-2; ACC Tournament: 2-1; NCAA Tournament: 3-1

November							
Day	Opponent	Site	W/L	Score	Leading Scorer	Leading Rebounder	Assist Leader
12	Lipscomb	Home	W	80-66	Zeller 15	Henson 17	Marshall 3
18	vs. Hofstra	San Juan-1	W	107-63	Barnes 19	Henson 11	Marshall 9
19	vs. Minnesota	San Juan-1	L	67-72	Zeller 16	Henson 12	Marshall 4
21	vs. Vanderbilt	San Juan-1	L	65-72	Zeller 20	Zeller 10	Barnes, Marshall 2
23	UNC Asheville	Home	W	80-69	Zeller 23	Henson 11	Drew, Marshall 4
28	Coll. of Charleston	Home	W	74-69	Henson 19	Zeller 10	Marshall 4
30	at Illinois	Away-2	L	67-69	Henson 16	Knox 7	Drew 7
December							
4	Kentucky	Home	W	75-73	Zeller 27	Henson 12	Drew 4
8	at Evansville	Away	W	76-49	Zeller 18	Zeller 8	Drew 4
11	Long Beach State	Home	W	96-91	Barnes 19	Barnes 10	Drew 8
18	vs. Texas	Greensboro	L	76-78	Strickland 18	Henson 8	Three with 3
21	William & Mary	Home	W	85-60	Strickland 19	Zeller 9	Marshall 8
28	vs. Rutgers	New York	W	78-55	McDonald 14	Zeller 10	Marshall 6
January							
2	Saint Francis	Home	W	103-54	Henson, Strickland 13	Zeller, Henson 6	Marshall 8
8	at Virginia	Away	W	62-56	Zeller 12	Strickland 6	Drew, Marshall 2
13	Virginia Tech	Home	W	64-61	Henson 17	Zeller 9	Marshall 9
16	at Georgia Tech	Away	L	58-78	Henson, Barnes 11	Strickland 7	Marshall 6
18	Clemson	Home	W	75-65	Bullock 18	Henson 8	Marshall 5
26	at Miami	Away	W	74-71	Barnes 13	Henson 7	Drew 5
29	NC State	Home	W	84-64	Barnes 25	Henson 16	Strickland, Drew 4
February							
1	at Boston College	Away	W	106-74	Barnes 26	Henson 7	Drew 9
6	Florida State	Home	W	89-69	Barnes 17	Barnes, Henson 10	Marshall 16
9	at Duke	Away	L	73-79	Zeller 24	Zeller 13	Marshall 6
12	at Clemson	Away	W	64-62	Barnes 20	Henson 12	Marshall 3
15	Wake Forest	Home	W	78-64	Zeller 18	Henson 13	Marshall 8
19	Boston College	Home	W	48-46	Zeller 16	Henson 12	Marshall 7
23	at NC State	Away	W	75-63	Barnes 16	Henson 15	Marshall 5
27	Maryland	Home	W	87-76	Zeller 25	Henson 15	Marshall 10
March							
2	at Florida State	Away	W	72-70	Henson 19	Henson 12	Marshall 8
5	Duke	Home	W	81-67	Barnes 18	Henson 12	Marshall 11
11	vs. Miami	Greensboro-3	W	61-59	Barnes 18	Henson 13	Marshall 10
12	vs. Clemson	Greensboro-3	W	92-87 ot	Barnes 40	Henson 11	Marshall 9
13	vs. Duke	Greensboro-3	L	58-75	Barnes 16	Henson 18	Marshall 4
18	vs. Long Island	Charlotte-4	W	102-87	Zeller 32	Barnes 16	Marshall 10
20	vs. Washington	Charlotte-4	W	86-83	Zeller 23	Henson 10	Marshall 14
25	vs. Marquette	Newark-5	W	81-63	Zeller 27	Henson, Zeller 12	Marshall 7
27	vs. Kentucky	Newark-5	L	69-76	Zeller 21	Henson, Zeller 9	Marshall 8

Neutral Site Key

- 1 – Puerto Rico Tip-Off, San Juan, P.R.
- 2 – ACC/Big Ten Challenge, Champaign, Ill.
- 3 – ACC Tournament, Greensboro, N.C.
- 4 – NCAA Tournament, Charlotte, N.C.
- 5 – NCAA Tournament, Newark, N.J.

Individual Statistics

Player	GP-GS	MIN	AVG	FG	FG%	3FG	3FG%	FT	FT%	OFF	DEF	REB	AVG	PF	A	TO	BL	ST	PTS	AVG
Zeller	37-36	1041	28.1	210-384	.547	0-0	—	161-211	.763	107	161	268	7.2	100	23	50	45	27	581	15.7
Barnes	37-36	1087	29.4	210-497	.423	67-195	.344	93-124	.750	75	141	216	5.8	72	53	72	16	27	580	15.7
Henson	37-36	989	26.7	182-364	.500	1-6	.167	68-142	.479	120	254	374	10.1	65	30	76	118	22	433	11.7
Strickland	37-36	1000	27.0	94-206	.456	8-32	.250	83-121	.686	34	82	116	3.1	71	82	54	0	46	279	7.5
McDonald	36-0	565	15.7	86-223	.386	51-134	.381	29-39	.744	28	49	77	2.1	63	20	30	2	19	252	7.0
Marshall	37-20	912	24.6	76-182	.418	20-53	.377	58-84	.690	6	71	77	2.1	50	230	92	3	40	230	6.2
Bullock	27-0	392	14.5	62-169	.367	29-98	.296	13-23	.565	22	54	76	2.8	25	16	13	3	18	166	6.1
Knox	37-1	534	14.4	63-120	.525	0-0	—	43-67	.642	40	78	118	3.2	70	13	42	12	8	169	4.6
Drew II	21-17	479	22.8	33-86	.384	6-29	.207	21-31	.677	4	45	49	2.3	41	82	38	0	23	93	4.4
Watts	34-0	314	9.2	21-56	.375	7-21	.333	16-30	.533	22	42	64	1.9	29	18	15	4	2	65	1.9
Crouch	12-0	20	1.7	4-8	.500	1-3	.333	0-0	—	0	1	1	0.1	5	0	3	0	0	9	0.8
Bolick	14-1	19	1.4	1-4	.250	0-1	.000	4-4	1.000	0	5	5	0.4	1	2	1	0	0	6	0.4
Johnston	13-1	21	1.6	2-8	.250	0-1	.000	0-0	—	2	6	8	0.6	0	1	1	1	0	4	0.3
Hatchell	11-1	16	1.5	0-5	.000	0-4	.000	1-2	.500	1	3	4	0.4	2	1	2	0	0	1	0.1
Dupont	12-0	18	1.5	0-4	.000	0-3	.000	0-0	—	2	3	5	0.4	1	1	1	0	0	0	0.0
Cooper	12-0	17	1.4	0-2	.000	0-0	—	0-0	—	1	3	4	0.3	2	1	1	0	0	0	0.0
Team										61	55	116				2				
UNC	37	7424		1044-2318	.450	190-580	.328	590-878	.672	525	1053	1578	42.6	597	573	493	204	232	2868	77.5
Opponents	37	7424		948-2339	.405	267-806	.331	382-580	.659	454	889	1343	36.3	744	474	528	114	278	2545	68.8


2010-11 TEAM STATISTICS (GAME-BY-GAME)

	PTS	FG	FG%	1st	2nd	3FG	3FG%	FT	FT%	O-D-REB	PF	A	TO	B	ST
Carolina, W	80	30-63	.476	.517	.441	4-13	.308	16-29	.552	15-33-48	20	12	14	10	6
Lipscomb	66	22-63	.349	.351	.346	9-29	.310	13-21	.619	14-25-39	25	15	17	2	9
Carolina, W	107	40-71	.563	.541	.588	12-17	.706	15-26	.577	21-29-50	16	29	12	3	6
vs. Hofstra	63	26-63	.413	.519	.333	5-13	.385	6-14	.429	11-18-29	20	11	16	4	6
Carolina, L	67	24-65	.369	.290	.441	4-18	.222	15-25	.600	15-24-39	24	13	16	5	5
vs. Minnesota	72	23-55	.418	.346	.483	7-25	.280	19-31	.613	13-33-46	21	13	19	1	8
Carolina, L	65	22-54	.407	.429	.385	3-11	.273	18-27	.667	15-20-35	25	8	22	3	8
vs. Vanderbilt	72	22-47	.468	.636	.320	7-18	.389	21-27	.778	10-24-34	20	14	21	4	5
Carolina, W	80	27-58	.466	.536	.400	3-9	.333	23-31	.742	17-34-51	15	14	19	8	5
UNC Asheville	69	27-73	.370	.400	.342	6-21	.286	9-13	.692	13-19-32	24	9	10	3	13
Carolina, W	74	28-60	.393	.393	.531	2-8	.250	16-27	.593	15-28-43	14	15	14	4	5
College of Charleston	69	27-71	.380	.367	.390	9-30	.300	6-12	.500	19-23-42	20	10	14	3	4
Carolina, L	67	27-58	.466	.412	.542	5-15	.333	8-17	.471	10-24-34	15	15	18	1	6
at Illinois	79	32-63	.508	.469	.548	8-12	.667	7-9	.778	9-26-35	17	19	14	2	10
Carolina, W	75	24-58	.414	.455	.360	1-11	.091	26-37	.703	9-34-43	20	13	12	9	4
Kentucky	73	24-62	.387	.469	.300	9-21	.429	16-21	.762	8-29-37	26	12	11	3	8
Carolina, W	76	23-54	.426	.500	.333	4-18	.222	26-36	.722	11-31-42	14	13	12	9	8
at Evansville	49	19-60	.317	.333	.300	3-20	.150	8-9	.889	11-24-35	24	11	23	2	6
Carolina, W	96	36-64	.562	.529	.600	11-23	.478	13-22	.591	7-28-35	13	22	11	0	6
Long Beach State	91	37-73	.507	.441	.564	10-31	.323	7-13	.538	12-25-37	21	21	12	0	5
Carolina, L	76	29-66	.439	.375	.500	3-11	.273	15-20	.750	13-24-37	19	13	12	2	3
vs. Texas	78	30-68	.441	.353	.529	5-14	.357	13-19	.684	16-24-40	22	13	11	1	3
Carolina, W	85	32-73	.438	.444	.432	7-23	.304	14-21	.667	19-28-47	15	20	12	6	14
William and Mary	60	23-62	.371	.267	.469	6-26	.231	8-12	.667	13-26-39	18	14	21	3	6
Carolina, W	78	29-62	.468	.567	.375	11-23	.478	9-18	.500	11-35-46	14	16	16	7	9
vs. Rutgers	55	20-59	.339	.300	.379	5-22	.227	10-16	.625	7-24-31	21	10	16	4	11
Carolina, W	103	39-66	.591	.625	.559	8-17	.471	17-27	.630	13-31-44	12	22	10	10	9
Saint Francis (Pa.)	54	22-67	.328	.406	.257	1-15	.067	9-11	.818	13-19-32	22	13	16	0	5
Carolina, W	62	20-54	.370	.464	.269	3-11	.273	19-27	.704	11-28-39	13	7	8	3	7
at Virginia	56	21-51	.412	.536	.261	6-17	.353	8-12	.667	4-28-32	22	8	11	4	5
Carolina, W	64	26-63	.413	.370	.444	5-21	.238	7-17	.412	18-28-46	17	17	17	6	6
Virginia Tech	61	21-53	.396	.407	.385	11-23	.478	8-15	.533	8-25-33	21	9	18	3	13
Carolina, L	58	16-58	.276	.333	.200	2-12	.167	24-32	.750	14-26-40	18	9	18	3	5
at Georgia Tech	78	32-65	.492	.452	.529	7-21	.333	7-12	.583	10-30-40	21	15	13	5	13
Carolina, W	75	27-58	.466	.514	.391	4-16	.250	17-25	.680	10-33-43	12	12	14	8	10
Clemson	65	25-71	.352	.457	.250	10-29	.345	5-10	.500	17-24-41	19	11	15	1	7
Carolina, W	74	28-58	.483	.581	.370	6-16	.375	12-14	.857	14-20-34	14	15	11	6	4
at Miami	71	26-57	.456	.536	.379	13-28	.464	6-10	.600	13-17-30	15	14	12	3	5
Carolina, W	84	33-70	.471	.378	.576	4-16	.250	14-24	.583	20-33-53	18	19	15	8	7
NC State	64	24-66	.364	.233	.472	3-12	.250	13-19	.684	14-25-39	21	12	16	4	7
Carolina, W	106	39-68	.574	.588	.559	11-21	.524	17-20	.850	10-30-40	16	27	9	4	6
at Boston College	74	24-68	.353	.394	.314	13-33	.394	13-21	.619	19-21-40	15	18	16	4	5
Carolina, W	89	34-61	.557	.485	.643	8-20	.400	13-21	.619	10-27-37	19	23	11	2	4
Florida State	69	28-60	.467	.500	.438	4-21	.400	9-18	.500	11-20-31	22	15	14	7	5
Carolina, L	73	29-68	.426	.472	.375	2-14	.143	13-22	.591	15-32-47	23	10	14	4	5
at Duke	79	28-68	.412	.333	.500	8-26	.308	15-23	.652	15-26-41	16	11	12	4	5
Carolina, W	64	20-53	.377	.357	.400	2-14	.143	22-32	.688	8-28-36	17	7	9	5	10
at Clemson	62	21-61	.344	.273	.429	9-29	.310	11-17	.647	15-32-47	23	10	16	3	7
Carolina, W	78	26-71	.366	.382	.351	5-27	.185	21-28	.750	20-30-50	12	20	8	7	6
Wake Forest	64	23-61	.377	.367	.387	8-20	.400	10-10	1.000	8-27-35	25	8	13	4	5
Carolina, W	48	21-57	.368	.333	.400	2-11	.182	4-8	.500	15-29-44	14	10	13	4	3
Boston College	46	14-52	.269	.280	.259	7-27	.259	11-14	.786	9-21-30	12	9	9	2	11
Carolina, W	75	28-66	.424	.364	.485	5-16	.313	14-18	.778	19-28-47	12	9	11	7	6
at NC State	63	28-65	.431	.400	.457	3-14	.214	4-10	.400	12-21-33	17	17	10	4	7
Carolina, W	87	32-80	.400	.347	.484	6-21	.286	17-22	.773	20-29-49	15	23	11	9	8
Maryland	76	30-73	.411	.342	.486	2-12	.167	14-18	.778	15-28-43	20	12	13	4	9
Carolina, W	72	26-55	.473	.516	.417	6-12	.500	14-18	.778	13-26-39	16	13	15	6	3
at Florida State	70	29-60	.483	.516	.448	5-12	.417	7-13	.538	9-19-28	16	13	10	6	9
Carolina, W	81	33-63	.524	.579	.440	4-9	.444	11-21	.524	12-30-42	18	18	10	1	3
Duke	67	22-62	.355	.371	.333	6-27	.222	17-22	.773	12-23-35	21	9	9	2	4
Carolina, W	61	22-50	.440	.304	.556	10-21	.476	7-10	.700	11-28-39	13	17	20	5	1
vs. Miami (ACC)	59	22-60	.367	.414	.323	9-26	.346	6-9	.667	13-18-31	14	9	13	1	12
Carolina, W	92	30-62	.484	.391	.567	8-16	.500	24-34	.706	18-21-39	17	17	15	4	8
vs. Clemson (ACC) (OT)	87	33-66	.500	.556	.500	12-24	.500	9-16	.563	15-20-35	25	16	16	1	12
Carolina, L	58	21-62	.339	.300	.375	2-8	.250	14-21	.667	19-25-44	16	8	16	5	4
vs. Duke (ACC)	75	29-58	.500	.621	.379	9-20	.450	8-15	.533	9-27-36	20	14	12	4	7
Carolina, W	102	34-67	.507	.528	.484	3-17	.176	31-42	.738	12-42-54	19	21	18	10	3
vs. Long Island (NCAA)	87	31-85	.365	.390	.341	8-31	.258	17-25	.680	16-23-39	28	19	14	1	11
Carolina, W	86	31-66	.470	.444	.500	6-12	.500	18-23	.783	12-25-37	9	18	9	5	7
vs. Washington (NCAA)	83	33-72	.458	.450	.469	10-19	.526	7-7	1.000	14-26-40	20	17	13	2	6
Carolina, W	81	31-74	.419	.450	.382	5-16	.313	14-21	.667	22-26-48	16	15	7	8	11
vs. Marquette (NCAA)	63	23-63	.365	.200	.515	2-16	.125	15-20	.750	18-24-42	17	8	18	8	4
Carolina, L	69	27-62	.435	.367	.500	3-16	.188	12-15	.800	11-25-36	17	13	13	5	9
vs. Kentucky (NCAA)	76	27-56	.482	.467	.500	12-22	.545	10-16	.625	9-25-34	13	16	14	5	10



TEAM

CAROLINA	High	Low
Field Goals	40 vs. Hofstra	16 at Georgia Tech
Field Goal Attempts	80 vs. Maryland	50 vs. Miami (ACC Tourney)
FG Percentage	.591 vs. Saint Francis (39x66)	.276 at Georgia Tech (16x58)
FG Percentage in a Half	.643, 2nd half vs. Florida State (18x28) (h)	.200, 2nd half at Georgia Tech (5x25)
3-Point Field Goals	12 vs. Hofstra	1 vs. Kentucky
3-Point Attempts	27 vs. Wake Forest	8 vs. College of Charleston, vs. Duke (ACC Tourney)
3-Point Percentage	.706 vs. Hofstra (12x17)	.091 vs. Kentucky (1x11) (h)
Free Throws Made	31 vs. LIU	4 vs. Boston College (h)
Free Throw Attempts	42 vs. LIU	8 vs. Boston College (h)
FT Pct. (min. 10 att.)	.857 at Miami (12x14)	.412 vs. Virginia Tech (7x17)
Offensive Rebounds	22 vs. Marquette	7 vs. Long Beach
Defensive Rebounds	42 vs. LIU	20 vs. Vanderbilt, at Miami
Total Rebounds	54 vs. LIU	34 at Illinois, at Miami
Rebound Margin	+21 vs. Hofstra (50-29)	-11 at Clemson (36-47)
Assists	29 vs. Hofstra	7 at Virginia, at Clemson
Turnovers	22 vs. Vanderbilt	7 vs. Marquette
Blocked Shots	10 vs. Lipscomb, Saint Francis, LIU	0 vs. Long Beach
Steals	14 vs. William & Mary	1 vs. Miami (ACC Tourney)
Points	107 vs. Hofstra	48 vs. Boston College (h)
Points in a Half	58, 1st half vs. Hofstra	21, 1st half vs. Boston College (h)
Scoring Margin	+44 vs. Hofstra (107-63)	-20 at Georgia Tech (58-78)

OPPONENTS	High	Low
Field Goals	37 by Long Beach	14 by Boston College (h)
Field Goal Attempts	85 by LIU	47 vs. Vanderbilt
FG Percentage	.508 at Illinois (32x63)	.269 by Boston College (h) (14x52)
FG Percentage in a Half	.636, 1st half by Vanderbilt (14x22)	.200, 1st half by Marquette (6x30)
3-Point Field Goals	13 at Miami, at Boston College	1 Saint Francis
3-Point Attempts	33 at Boston College	12 at Illinois, by NC State (h), Maryland, at Florida State
3-Point Percentage	.667 at Illinois (8x12)	.067 by Saint Francis (1x15)
Free Throws Made	21 by Vanderbilt	4 at NC State
Free Throw Attempts	31 by Minnesota	7 by Washington
FT Pct. (min. 10 att.)	1.000 by Wake Forest (10x10)	.400 at NC State (4x10)
Offensive Rebounds	19 by College of Charleston, at Boston College	4 by Virginia
Defensive Rebounds	33 by Minnesota	11 by Hofstra
Total Rebounds	47 at Clemson	28 at Florida State
Assists	21 by Long Beach	8 at Virginia, by Wake Forest
Turnovers	23 at Evansville	9 by Boston College (h), Duke (h)
Blocked Shots	8 by Marquette	0 by Long Beach, Saint Francis
Steals	13 by UNC Asheville, Virginia Tech, at Georgia Tech	3 by Texas
Points	91 by Long Beach	46 by Boston College (h)
Points in a Half	57, 2nd half by Long Beach	19, 2nd half at Virginia

INDIVIDUAL

	NORTH CAROLINA	OPPONENTS
Points	40 by Harrison Barnes vs. Clemson (ACC Tourney)	34 by Nolan Smith at Duke
Field Goals	12 by Harrison Barnes vs. Clemson (ACC Tourney)	13 by T.J. Robinson, Long Beach 13 by Iman Shumpert, at Georgia Tech 13 by Nolan Smith at Duke
Field Goal Attempts	23 by Harrison Barnes vs. Maryland	27 by Andrew GoudeLOCK, College of Charleston
Field Goal Percentage (min. 10 att.)	.800 by John Henson vs. Virginia Tech (8x10)	.786 by Kyle Gaillard, William and Mary (11x14)
3-Point Field Goals	6 by Harrison Barnes vs. Clemson (ACC Tourney)	7 by Malcolm Delaney, Virginia Tech
3-Field Goal Attempts	10 by Harrison Barnes vs. Maryland, Miami (ACC Tourney), LIU	15 by Andrew GoudeLOCK, College of Charleston
3-Point Field Goal Pct (min. 3 made)	1.000 by Harrison Barnes vs. UNC Asheville (3x3)	1.000 by D.J. Richardson, at Illinois (3x3)
Free Throws Made	14 by Tyler Zeller vs. LIU	12 by Nolan Smith, Duke (h)
Free Throw Attempts	19 by Tyler Zeller vs. LIU	13 by Nolan Smith, Duke (h)
Free Throw Percentage (min. 5 made)	1.000 by Tyler Zeller vs. Washington (7x7)	1.000 by Nolan Smith, Duke (7x7) (ACC Tourney)
Offensive Rebounds	7 by John Henson vs. Hofstra, Duke (ACC Tourney) 7 by Tyler Zeller at Duke, vs. Marquette 7 by Harrison Barnes vs. Marquette	9 by Joe Trapani, at Boston College
Defensive Rebounds	14 by John Henson vs. Lipscomb	9 by Colton Iverson, Minnesota 9 by Mike Davis, at Illinois 9 by Assane Sene, at Virginia 9 by Julian Boyd, LIU
Total Rebounds	18 by John Henson vs. Duke (ACC Tourney)	19 by Jordan Williams, Maryland
Assists	16 by Kendall Marshall vs. Florida State	10 by Casper Ware, Long Beach 10 by Nolan Smith, Duke (ACC Tourney)
Turnovers	6 by John Henson vs. Vanderbilt 6 by Harrison Barnes vs. Virginia Tech, Clemson	6 by Marcus Kitts, William and Mary 6 by Brandon Knight, Kentucky (h)
Blocked Shots	7 by John Henson vs. Lipscomb, NC State, Maryland	4 by Ty Walker, Wake Forest 4 by Bernard James, at Florida State
Steals	4 by Larry Drew II vs. Clemson (h) 4 by Dexter Strickland vs. Marquette 4 by Kendall Marshall vs. Kentucky (NCAAs)	4 by D.J. Cunningham, UNC Asheville 4 by Malcolm Delaney, Virginia Tech 4 by Maurice Miller, at Georgia Tech 4 by Malcolm Grant, Miami (ACC Tourney) 4 by Demontez Stitt, Clemson (ACC Tourney)
Minutes Played	41 by Harrison Barnes vs. Clemson (ACC Tourney)	43 by Tanner Smith, Clemson (ACC Tourney)


MISCELLANEOUS 2010-11 STATISTICS

Miscellaneous Stats

Games as Leading Scorer	Season/Career
Tyler Zeller	15/17
Harrison Barnes	13/13
John Henson	6/8
Dexter Strickland	3/5
Leslie McDonald	1/2
Larry Drew II	0/2
Reggie Bullock	1/1

Games as Leading Rebounder	Season/Career
John Henson	25/30
Tyler Zeller	10/11
Harrison Barnes	3/3
Dexter Strickland	2/3
Justin Knox	1/1

Games as Leading in Assists	Season/Career
Larry Drew II	10/49
Kendall Marshall	30/30
Dexter Strickland	2/4
Harrison Barnes	1/1
John Henson	0/1
Tyler Zeller	0/1

Double-Doubles	Season/Career
John Henson	18/19
Tyler Zeller	4/5
Harrison Barnes	3/3
Kendall Marshall	2/2

Double-Figure Scoring Games	Season/Career
Tyler Zeller	32/44
John Henson	26/34
Harrison Barnes	30/30
Dexter Strickland	11/16
Larry Drew II	2/16
Leslie McDonald	10/12
Reggie Bullock	7/7
Kendall Marshall	6/6
Justin Knox	4/4
Justin Watts	2/2

40-Point Games	Season/Career
Harrison Barnes	1/1

30-Point Games	Season/Career
Tyler Zeller	1/1

20-Point Games	Season/Career
Tyler Zeller	9/9
Harrison Barnes	8/8
John Henson	1/1

10-Rebound Games	Season/Career
John Henson	21/26
Tyler Zeller	5/6
Harrison Barnes	3/3

10-Assist Games	Season/Career
Kendall Marshall	6/6
Larry Drew II	0/1

Carolina's Largest Lead in a Win: 49 vs. Saint Francis (won 103-54)

Carolina's Largest Lead in a Loss: 16 at Duke (led 43-27 in the first half, lost 73-79)

Carolina's Largest Deficit Overcome to Win: 19 (trailed Miami, 34-53, with 9:51 to play in the second half of the ACC Tournament, won 61-59)

Carolina's Largest Deficit: 20 at Georgia Tech (58-78)

Carolina's Largest Halftime Lead: 25 vs. Hofstra (led 58-33, won 107-63) and 25 vs. Marquette (led 40-15, won 81-63)

Carolina's Largest Halftime Deficit: 14 vs. Duke, ACC Tournament (trailed 28-42, lost 58-75)

Carolina's Largest Halftime Deficit Overcome to Win: 10 vs. Clemson in ACC Semifinal (trailed 28-38, won 92-87 in overtime)

Carolina's Largest Halftime Lead in a Loss: 14 (led at Duke, 43-29, lost 73-79)

UNC's Record When ...

Home	15-0
Away	7-3
Neutral Site	7-5
UNC Leads at the Half	21-2
UNC Trails at the Half	7-6
Tied at the Half	1-0
Overtime	1-0
UNC Shoots 50 Percent or Better from the Floor	6-0
UNC Shoots 40-49.9 Percent from the Floor	19-5
UNC Shoots Less Than 40 Percent from the Floor	4-3
Opponents Shoots 50 Percent or Better from the Floor	3-2
Opponents Shoots 40-49.9 Percent from the Floor	8-6
Opponents Shoots Less Than 40 Percent from the Floor	19-0
UNC Has More Rebounds	25-3
Opponents Have More Rebounds	3-4
UNC Has More Offensive Rebounds	17-6
Opponents Have More Offensive Rebounds	9-1
UNC Commits More Turnovers	8-6
Opponents Commit More Turnovers	19-2
UNC Scores 80 or More Points	15-0
UNC Scores Less Than 80 Points	14-8
Opponent Scores 80 or More Points	4-0
Opponent Scores Less Than 80 Points	25-8

Miscellaneous Stats

2nd Chance Points			Points Off Turnovers	
UNC	OPP		UNC	OPP
22	9	Lipscomb	27	13
19	14	vs. Hofstra	27	18
14	18	vs. Minnesota	20	14
11	10	vs. Vanderbilt	27	31
16	11	UNC Asheville	11	14
11	22	College of Charleston	13	15
6	8	at Illinois	8	26
11	7	Kentucky	14	17
15	4	at Evansville	17	5
6	15	Long Beach	15	10
14	14	vs. Texas	6	13
21	4	William & Mary	20	10
13	7	vs. Rutgers	23	11
15	10	Saint Francis	26	10
15	4	at Virginia	13	8
19	8	Virginia Tech	17	16
12	12	at Georgia Tech	12	25
11	13	Clemson	16	11
16	7	at Miami	20	14
18	6	NC State	12	12
20	12	at Boston College	33	9
10	10	Florida State	15	8
18	21	at Duke	9	10
9	11	at Clemson	11	11
16	10	Wake Forest	13	7
11	12	Boston College	7	11
20	6	at NC State	16	14
18	21	Maryland	13	12
10	6	at Florida State	7	18
20	16	Duke	11	15
7	12	vs. Miami (ACC)	17	27
29	8	vs. Clemson (ACC)	15	27
20	12	vs. Duke (ACC)	11	19
16	8	vs. LIU (NCAA)	17	19
14	14	vs. Washington (NCAA)	15	8
23	11	vs. Marquette (NCAA)	29	15
12	16	vs. Kentucky (NCAA)	19	9

ATHLETIC COMMUNICATIONS

Steve Kirschner
Associate Athletic Director
for Communications
(Basketball Contact -
Roy Williams/Credentials)

Office: (919) 962-2123
Direct: (919) 962-7258
Home: (919) 968-1531
Mobile: (919) 475-2695
stevekirschner@unc.edu



Matt Bowers
Associate Athletic
Communications Director,
Director of Internet Services
(Basketball Contact -
Players)

Office: (919) 962-2123
Direct: (919) 962-7259
Home: (919) 929-7814
Mobile: (919) 619-7021
mattbowers@unc.edu

CREDENTIALS

Please send requests to Steve Kirschner. Mailing address is University of North Carolina, P.O. Box 2126, Chapel Hill, NC 27515-2126. Fax requests on letterhead stationery to (919) 962-0612 or e-mail stevekirschner@unc.edu.

Credentials will be mailed or held at media will call located in the athletic communications office, which is at the front of Koury Natatorium, adjacent to the Smith Center.

Media with season credentials must contact Kirschner in advance to guarantee a press row seat at individual games.

INTERVIEWS & PRACTICE

All requests for interviews must be made through the athletic communications office. Contact Kirschner with interview requests for Roy Williams or to attend practice. Throughout the season Williams holds regular press conferences at the Smith Center. These typically begin at 2 p.m. and parking is located in the Manning Lot off Tar Heel Boulevard. Out-of-town media may watch press conferences live on TarHeelBlue.com and ask questions by contacting Kirschner or Matt Bowers in advance. Due to contractual obligations, Williams is unable to participate in live radio call-in shows.

Media should make player interview requests to Matt Bowers. Player interviews occur before practice. Newcomers are available to the media once they've played in a regular-season game.

Players are not available for interviews on game day or on non-practice days. Players will not participate in radio call-in shows, but are available to tape radio interviews.

POSTGAME PRESS CONFERENCES

Williams holds his postgame press conference in the media room. Players are available in the lounge adjacent to the lockerroom for 20 minutes following each home game.

ACC TELECONFERENCE

During ACC play, Roy Williams is available each Monday at 11:40 a.m. for 10 minutes on the ACC teleconference (although the first teleconference is on Tuesday Jan. 3, 2012). Please call Kirschner or Brian Morrison at the ACC at (336) 851-6062 for the number.

PHOTO COMPOUND

Photographers may transmit from the "Orange" locker room. Jeffrey Camarati, director of athletic photography, coordinates this compound. Wireless internet, 24 ethernet lines and an analog phone line are available. Statistics are brought to the photo compound at halftime and after the game.

PHOTO SPOTS

The athletic communications staff assigns shooting locations around the court. Specific requests for special camera placements should be made in advance to Kirschner or Camarati. For safety reasons, cameras are not permitted on the blue padding on the basket supports. Floor remotes must be removable. They may not be fixed to the floor and will only be allowed if a photographer is seated with the camera.

PHONES, WIRELESS

There are several telephones available in the media room. No courtside phone hookups are permitted at the Smith Center. High-speed, wireless Internet access is available in the arena, media room and photo compound.

Robert Crawford

**PARKING, SMITH CENTER ENTRANCE**

Media park in the Bowles Lot on Skipper Bowles Drive, adjacent to the Kenan-Flagler Business School. Spaces are not reserved.

Directions: NC Hwy 15-101 to Manning Drive, turn onto Bowles Drive and the Bowles Lot will be on your right at the bottom of the hill. The media entrance to the Smith Center is located at Entrance B, up the stairs from the Bowles parking lot.

All briefcases, computer bags and photo equipment are subject to search for security purposes.

**TARHEELBLUE.COM/TWITTER**

Carolina's official website is TarHeelBlue.com, which features the team yearbook, statistics, game notes, roster, schedule, past season archives and other information. Video feeds of the weekly and postgame press conferences are posted to the site.

Follow the Tar Heels on Twitter:
[@UNC_Basketball](https://twitter.com/UNC_Basketball)

TAR HEEL SPORTS PROPERTIES

Learfield Communications is the rights-holder for game broadcasts, Coach Williams' weekly live call-in show (each Monday evening at 7 p.m.) and TV show.

Jones Angell and former Tar Heel All-America center Eric Montross form the Tar Heel Sports Network broadcast team.

Angell is in his 11th year with the Tar Heel Sports Network, his sixth on the men's basketball broadcasts and his first doing play-by-play. Montross earned All-America honors at Carolina in 1993 and 1994 and was the starting center on the '93 NCAA champions. He is in his seventh season providing analysis.

Check TarHeelBlue.com for more information on the Roy Williams TV show and for a list of radio stations that carry Carolina broadcasts.

VISITING RADIO

Radio network rights-holders for opposing teams are provided four seats on the scorer's table adjacent to the visitors' bench. A stat monitor is available and printed stats are provided at each media timeout. UNC provides two ISDN lines and two analog lines at no charge.

NBA SCOUTS

There are no scouting seats on press row. Seats for scouts in the stands are available by contacting Nadia Lynch in the men's basketball office at (919) 962-1154 or by e-mail at nlynch@unca.unc.edu. Due to limited space, scouts are not permitted in the media room. Pregame notes, rosters and statistics will be provided when you pick up your ticket at the entrance to the arena for scouts.

Reggie BULLOCK



Harrison BARNES



Kendall MARSHALL



NCAA Tournament Success

18 Final Fours, most in history • 105 Tournament wins, most in history



5 NCAA Championships, third in history • 13 No. 1 seeds, most in history



72.4 tournament winning percentage, third in history • 24-5 under Coach Roy Williams



42 NCAA Tournament appearances, 2nd in history • 145 tournament games, 2nd in history