



2020-2021

# CAROLINA

◆◆ B A S K E T B A L L ◆◆



# RECORD BOOK





# TABLE OF CONTENTS

	Page
2020-21 Quick Facts .....	3
2020-21 Schedule .....	4
2020-21 Rosters, Pronunciation Guide .....	5
No. 0 Anthony Harris .....	6
No. 1 Rechon "Leaky" Black .....	7
No. 2 Caleb Love .....	8
No. 3 Andrew Platek .....	9
No. 4 RJ Davis .....	11
No. 5 Armando Bacot .....	12
No. 11 Day/Ron Sharpe .....	13
No. 13 Walker Kessler .....	14
No. 14 Donovan "Puff" Johnson .....	15
No. 15 Garrison Brooks .....	16
No. 21 Sterling Manley .....	19
No. 22 Walker Miller .....	20
No. 24 Kerwin Walton .....	21
No. 25 Creighton Lebo & No. 34 Duwe Farris.....	22
No. 30 K.J. Smith .....	23
No. 35 Ryan McAdoo .....	25
Career Highs Entering 2020-21 .....	26
<b>HEAD COACH ROY WILLIAMS</b>	
Bio .....	27
NCAA Tournament Rankings .....	27
Year-by-Year Record .....	28
Coaching Rankings .....	29
Milestone Wins .....	30
By the Numbers .....	31
In the AP Poll.....	31
<b>NBA Players</b> .....	33
<b>UNC Record by Month</b> .....	34
Records vs. Opponents.....	36
NCAA Tournament Results .....	38
NCAA, ACC Tournament vs. Opponents .....	39
UNC Single-Game Highs and Lows .....	40
<b>Top 5 UNC/Opponent Performances in Williams Era</b> .....	42
UNC Record When .....	48
17 Years of Excellence .....	49
Assistant Coaches, Basketball Staff .....	50
<b>2019-20 REVIEW</b>	
Final Statistics .....	52
Highs and Lows .....	53
Cole Anthony Bio .....	54
Brandon Robinson Bio .....	55
Last Time It Happened.....	56
<b>Last Time, UNC Freshmen</b> .....	58
Last Time, Opponents .....	58
Game-by-Game Team Stats .....	60
2018-19 to 2003-04 Game-by-Game .....	
Team Stats .....	61
<b>RECORDS, HISTORY</b>	
Historical Timeline .....	77
Yearly Summary .....	88
Yearly Stats – UNC .....	90
Yearly Stats – Opponents .....	91
Single-Season Team .....	92
Single-Game Team .....	96
Career Records (top five) .....	101
Season Records (top five) .....	103
Single-Game Records (top five) .....	105
Records Progression .....	106
Scoring .....	107
Field Goals .....	114
Three-Point Field Goals .....	116
Free Throws .....	118
Rebounds .....	120
Assists .....	122
Blocks and Steals .....	124
Double-Doubles, Triple-Doubles .....	125
Miscellaneous Records .....	128
<b>Freshman Records</b> .....	129
Single-Game Scoring (30+), Rebounds (15+), .....	
Assists (10+) .....	132
Annual Leaders .....	137

	Page
<b>ATLANTIC COAST CONFERENCE, NCAA</b>	
<b>NCAA and ACC Records, Annual Leaders</b> .....	141
Top-Five Performances (Points, Rebounds, .....	
Assists) Against ACC Opponents .....	144
Single-Game Bests vs. the ACC .....	147
<b>Career Leaders vs. the ACC</b> .....	149
<b>ACC Regular-Season Top 5 Performances</b> .....	153
<b>ACC Away Games Top 5 Performances</b> .....	154
Annual ACC Finishes .....	155
<b>Largest Margin of Wins/Losses vs. ACC</b> .....	156
ACC-Big Ten Challenge .....	158
<b>OPPONENTS</b>	
Opponents Season Records .....	160
Opponents Single-Game Records .....	162
<b>SMITH CENTER, HOME ARENAS</b>	
Home Arenas .....	165
Smith Center Record by Seasons.....	165
<b>Smith Center Record vs. Opponents</b> .....	166
<b>All Home Venues Single-Game Records</b> .....	167
Dean E. Smith Center Records .....	168
Career Stats, All Tar Heels .....	176
Scoring Leaders.....	184
Scoring Average Leaders .....	185
Field Goal Percentage Leaders.....	186
Three-Point Field Goals Leaders .....	187
Three-Point Percentage Leaders .....	188
Free Throw Percentage Leaders.....	189
Rebound Leaders.....	190
Assist Leaders .....	191
Year-by-Year Final Stats .....	192
KenPom Stats by Year .....	222
Select Player Highlights .....	223
Honors and Awards .....	234
Team Awards .....	243
Retired and Honored Numbers .....	245
All-Time Roster .....	253
<b>Starters</b> .....	258
Jersey Numbers .....	260
Birthdays .....	262
All-Time Scores .....	264
<b>Best/Worst Records After _ Games</b> .....	284
Neutral Site Legend .....	285
Series Record Summary .....	286
Series Records .....	288
Win-Loss Records by Venues .....	313
<b>Games in Charlotte</b> .....	315
<b>Games in Greensboro</b> .....	316
<b>Games in Dorned Stadiums</b> .....	317
<b>Games in Metropolitan New York</b> .....	318
Streaks .....	319
100-Point Games .....	320
Overtime Games .....	322
Comebacks, Buzzer Beaters .....	323
Milestone Wins .....	327
Coaching Records .....	328
Dean Smith Bio .....	330
Frank McGuire, Bill Guthridge Bios .....	333
List of Assistant Coaches .....	334
<b>NCAA TOURNAMENT</b>	
General Facts and Figures .....	335
Records vs. Opponents .....	335
Records by Seed, by Venue, Seed History .....	336
Trivia .....	337
Game-by-Game Results .....	338
Round-by-Round Results .....	341
UNC Game-by-Game Statistics .....	344
UNC Highs and Lows .....	347
Single-Game Highs by Round .....	350
UNC Career Records .....	351
UNC Multi-Game Season Averages .....	354
UNC Last Time it Happened .....	356
Opponents Game-by-Game Stats .....	357
Opponents Highs and Lows .....	359
Opponents Last Time it Happened .....	361

	Page
1957 NCAA Champions .....	362
1982 NCAA Champions .....	363
1993 NCAA Champions .....	364
2005 NCAA Champions .....	365
2009 NCAA Champions .....	366
2017 NCAA Champions .....	367
Final Fours .....	368
Box Scores .....	371
<b>ACC TOURNAMENT</b>	
Facts and Figures .....	416
Game-by-Game Results .....	419
Leading Scorer, Rebounder, Assists .....	420
Team Highs and Lows .....	422
Individual Bests.....	424
Records Held by UNC .....	426
Last Time it Happened .....	429
Regular-Season Tournament Titles, MVPs .....	430
NIT Results .....	430
<b>POLLS</b>	
Final Rankings .....	431
Media, Coaches' Poll Notes .....	432
<b>AP Poll Rankings Charts</b> .....	433
Associated Press Weekly Polls .....	434
Coaches' Weekly Polls .....	435
Carolina as No. 1 in AP Poll .....	436
UNC vs. Ranked Opponents .....	438
<b>Largest Upsets by Poll Rankings</b> .....	442
<b>TAR HEELS IN THE NBA</b>	
All-Time List .....	444
NBA Champions .....	445
<b>Tar Heels by Teams</b> .....	446
Award Winners .....	448
Draft History .....	451
Career Stats .....	452
Career Stat Leaders.....	462
Media Guide Covers, 1957-2020 .....	463
Media Information .....	467
<b>Opponent SID Contact Info, Media List</b> .....	468
<b>MISCELLANEOUS CHARTS</b>	
McDonald's All-Americans .....	8
<b>Maui Invitational Results</b> .....	11
Top 10 in Wins, Winning Percentage .....	77
Average ACC Finishes .....	78
Tar Heels in the Olympics .....	79
Academic All-Americans by School .....	80
1,000-Point Scorers by School .....	87
First-Game Starters, Four-Year Starters .....	261
Wins Over AP No. 1 Teams .....	441
<b>Most Wins Over AP No. 1 Teams</b> .....	441

**bold denotes additions to record book**

**Special thanks to:** Matt Bowers, Rick Brewer, Lauren Brownlow, Mike DeGeorge (Duke), Brabdon Gray (front cover design), Nolan Hayes, Freddie Kiger, Dave Lohse, Adam Lucas, Ron Smith, Freddy Stanley, Jody Zeugner, Andy Fledderjohann (ACC), Brian Morrison (ACC), J.D. Hamilton (NCAA).

Many of the photos were the work of Jeff Camarati, JD Lyon, Robert Crawford, Bob Donnan, Jim Hawkins, Hugh Morton, Jack Morton and Peyton Williams.

Please submit corrections to Steve Kirschner at [stevekirschner@unc.edu](mailto:stevekirschner@unc.edu)



## UNIVERSITY OF NORTH CAROLINA 2020-21 QUICK FACTS

### GENERAL INFO

<b>Location</b>	Chapel Hill, NC 27514
<b>Chartered</b>	1789
<b>Enrollment</b>	19,117 undergraduate
<b>Nickname</b>	Tar Heels
<b>School Colors</b>	Carolina Blue & White
<b>Affiliation</b>	NCAA I
<b>Conference</b>	Atlantic Coast
<b>Chancellor</b>	Kevin Guskiewicz
<b>Athletic Director</b>	Bubba Cunningham
<b>Men's Basketball Administrators</b>	Clint Gwaltney (cgwaltney@unc.edu) Steve Kirschner (stevekirschner@unc.edu)
<b>Arena</b>	Roy Williams Court at the Dean E. Smith Center
<b>First Game in the Smith Center</b>	Jan. 18, 1986
<b>Record in the Smith Center</b>	426-80 (.842)
<b>ACC Record in the Smith Center</b>	218-63 (.776)
<b>Capacity</b>	21,750
<b>Athletic Department Phone</b>	(919) 962-6000
<b>Ticket Office Phone</b>	(919) 962-2296

### CAROLINA BASKETBALL HISTORY

<b>First Year of Basketball</b>	1910-11
<b>Seasons of Basketball</b>	2020-21 is the 110th season
<b>All-time Record</b>	2276-818 (.736)
<b>Years in NCAA Tournament</b>	50
<b>Last Appearance</b>	2019
<b>NCAA Titles</b>	6
	1957, 1982, 1993, 2005, 2009, 2017
<b>NCAA Final Four Appearances</b>	20
	1946, 1957, 1967, 1968, 1969, 1972, 1977, 1981, 1982, 1991, 1993, 1995, 1997, 1998, 2000, 2005, 2008, 2009, 2016, 2017
<b>ACC Regular-Season First-Place Finishes</b>	32
	Outright – 1957, 1961, 1967, 1968, 1969, 1971, 1972, 1976, 1977, 1978, 1984, 1987, 1988, 1993, 2005, 2008, 2009, 2011, 2012, 2016, 2017; Shared – 1956, 1959, 1960, 1979, 1982, 1983, 1985, 1995, 2001, 2007, 2019
<b>ACC Tournament Championships</b>	18
	1957, 1967, 1968, 1969, 1972, 1975, 1977, 1979, 1981, 1982, 1989, 1991, 1994, 1997, 1998, 2007, 2008, 2016

### COACHES, BASKETBALL STAFF

<b>Head Coach (Alma Mater, Year)</b>	Roy Williams (North Carolina, '72)
<b>Record at Carolina</b>	467-152 (17 years)
<b>Record Overall</b>	885-253 (32 years)
<b>Basketball Office Phone</b>	(919) 962-1154
<b>Best Time to Contact Williams</b>	Contact Steve Kirschner/ Athletic Communications or ACC Conference Calls, Weekly UNC Press Conference
<b>Assistant Coaches (Alma Mater, Year)</b>	Steve Robinson (Radford, '81) Hubert Davis (North Carolina '92) Brad Frederick (North Carolina '99)
<b>Director of Basketball Operations</b>	Sean May (North Carolina '09)
<b>Asst. Director of Basketball Operations</b>	Kendall Marshall (North Carolina '18)
<b>Director of Player Development</b>	Eric Hoots (North Carolina '04)
<b>Strength &amp; Conditioning Coordinator</b>	Jonas Sahrtian (Western Michigan '97)
<b>Athletics Trainer</b>	Doug Halverson (North Carolina '02)

### TEAM INFORMATION

<b>2019-20 Record</b>	14-19
<b>2019-20 ACC Record</b>	6-14
<b>2019-20 ACC Finish</b>	Tied 13th
<b>2019-20 Final Rankings</b>	none
<b>2020 ACC Tournament</b>	Second Round (1-1)
<b>2020 Post-Season</b>	none

### STARTERS RETURNING (3)

No. 1	Leaky Black (Jr., Guard/Forward, Concord, N.C.)
No. 5	Armando Bacot (So., Forward/Center, Richmond, Va.)
No. 15	Garrison Brooks (Sr. Forward, LaFayette, Ala.)

### STARTERS LOST (2)

No. 2	Cole Anthony (Fr., Guard, New York, N.Y.)
No. 4	Brandon Robinson (Sr., Guard, Douglasville, Ga.)

### OTHER RETURNING PLAYERS (6)

No. 0	Anthony Harris (R-Fr., Guard, Woodbridge, Va.)
No. 3	Andrew Platek (Sr., Guard, Guilford, N.Y.)
No. 21	Sterling Manley (R-Jr., Forward/Center, Pickerington, Ohio)
No. 22	Walker Miller (Sr., Forward/Center, Greensboro, N.C.)
No. 30	K.J. Smith (R-Sr., Guard, Calabasas, Calif.)
No. 35	Ryan McAdoo (R-Jr., Forward, Boca Raton, Fla.)

### OTHERS LOST (6)

No. 13	Jeremiah Francis (Fr., Guard, Reynoldsburg, Ohio)
No. 25	Caleb Ellis (Gr., Forward, Apex, N.C.)
No. 32	Justin Pierce (Gr., Forward, Glen Ellyn, Ill.)
No. 34	Robbie O'Han (Sr., Guard, Raleigh, N.C.)
No. 42	Brandon Huffman (Jr., Forward, Goldsboro, N.C.)
No. 55	Christian Keeling (Gr., Guard, Augusta, Ga.)

### NEWCOMERS (8)

No. 2	Caleb Love (Fr., Guard, St. Louis, Mo.)
No. 4	RJ Davis (Fr., Guard, White Plains, N.Y.)
No. 11	Day'Ron Sharpe (Fr., Forward/Center, Greenville, N.C.)
No. 13	Walker Kessler (Fr., Forward/Center, Newnan, Ga.)
No. 14	Puff Johnson (Fr., Guard, Moon Township, Pa.)
No. 24	Kerwin Walton (Fr., Guard, Hopkins, Minn.)
No. 25	Creighton Lebo (Fr., Guard, Wilson, N.C.)
No. 34	Duwe Farris (So., F, Charlotte, N.C.)

### RETURNING STAT LEADERS (2019-20 stats)

Minutes	Garrison Brooks	34.9
Scoring	Garrison Brooks	16.8
Field Goals	Garrison Brooks	207
Field Goal Percentage	Garrison Brooks	.535
Three-Pointers	Leaky Black	16
Free Throws	Garrison Brooks	123
Offensive Rebounds	Garrison Brooks	103
Total Rebounds	Garrison Brooks	273
Rebounds Per Game	Garrison Brooks	8.5
Assists	Leaky Black	83
Blocks	Armando Bacot	36
Steals	Leaky Black	40

### MEDIA RELATIONS & SPORTS INFORMATION

<b>Senior Associate AD</b>	Steve Kirschner
<b>Office and Cell Phones</b>	(919) 962-7258 office, (919) 475-2695 cell
<b>Email</b>	stevekirschner@unc.edu
<b>Associate Director</b>	Matt Bowers
<b>Cell Phone</b>	(919) 619-7021
<b>Email</b>	mattbowers@unc.edu
<b>Office Phone</b>	(919) 962-2123
<b>To Apply for Credentials</b>	email stevekirschner@unc.edu
<b>Web Site</b>	GoHeels.com
<b>Twitter</b>	UNC_Basketball
<b>Stats and Notes Twitter</b>	UNCMBBStats
<b>Instagram</b>	UNC_Basketball
<b>YouTube</b>	UNCTarHeelsAthletics

### RADIO BROADCASTS

<b>Rightsholder</b>	Tar Heel Sports Properties (Learfield Communications)
<b>Phone</b>	(919) 419-8100
<b>Play-by-Play</b>	Jones Angell (jangell@unc.edu)
<b>Analyst</b>	Eric Montross (eric@ramclub.com)
<b>General Manager</b>	Chuck Schroeder (cschroeder@tarheelsports.com)



# UNIVERSITY OF NORTH CAROLINA

## 2020-21 MEN'S BASKETBALL SCHEDULE

DAY	DATE	OPPONENT	SITE	TIME (Eastern)	TV
Wed.	Nov. 25	College of Charleston	Chapel Hill	6 p.m.	ACC Network
<b>Camping World Maui Invitational (Harrah's Cherokee Center)</b>					
Mon.	Nov. 30	vs. UNLV	Asheville, N.C.	7 p.m.	ESPN2
Tue.	Dec. 1	vs. Alabama or Stanford	Asheville, N.C.	4 or 9:30 p.m.	ESPN or ESPN2
Wed.	Dec. 2	vs. Davidson, Indiana, Providence or Texas	Asheville, N.C.		
<b>ACC-Big Ten Challenge</b>					
Tue.	Dec. 8	at Iowa (Carver-Hawkeye Arena)	Iowa City, Iowa	7:30 p.m.	ESPN
Sat.	Dec. 12	Elon	Chapel Hill	3 p.m.	RSN
<b>CBS Sports Classic (Rocket Mortgage Fieldhouse)</b>					
Sat.	Dec. 19	vs. Ohio State	Cleveland, Ohio	2 p.m.	CBS
Tue.	Dec. 22	at NC State	Raleigh, N.C.		
Wed.	Dec. 30	at Georgia Tech (McCamish Pavilion)	Atlanta, Ga.		
Sat.	Jan. 2	Syracuse	Chapel Hill		
Tue.	Jan. 5	at Miami (Watsco Center)	Coral Gables, Fla.		
Sat.	Jan. 9	Clemson	Chapel Hill		
Sat.	Jan. 16	at Florida State (Tucker Center)	Tallahassee, Fla.		
Wed.	Jan. 20	Wake Forest	Chapel Hill		
Sat.	Jan. 23	NC State	Chapel Hill		
Tue.	Jan. 26	at Pittsburgh (Petersen Events Center)	Pittsburgh, Pa.		
Sat.	Jan. 30	Notre Dame	Chapel Hill		
Tue.	Feb. 2	at Clemson (Littlejohn Coliseum)	Clemson, S.C.		
Sat.	Feb. 6	at Duke (Cameron Indoor Stadium)	Durham, N.C.		
Mon.	Feb. 8	Miami	Chapel Hill		
Sat.	Feb. 13	at Virginia (John Paul Jones Arena)	Charlottesville, Va.		
Tue.	Feb. 16	Virginia Tech	Chapel Hill		
Sat.	Feb. 20	Louisville	Chapel Hill		
Tue.	Feb. 23	at Boston College (Conte Forum)	Chestnut Hill, Mass.		
Sat.	Feb. 27	Florida State	Chapel Hill		
Mon.	March 1	at Syracuse (Carrier Dome)	Syracuse, N.Y.		
Sat.	March 6	Duke	Chapel Hill		
<b>Atlantic Coast Conference Tournament (Greensboro Coliseum)</b>					
Tue.	March 9	First Round	Greensboro, N.C.		
Wed.	March 10	Second Round	Greensboro, N.C.		
Thu.	March 11	Quarterfinals	Greensboro, N.C.		
Fri.	March 12	Semifinals	Greensboro, N.C.		
Sat.	March 13	Championship	Greensboro, N.C.		

### NCAA Tournament Sites

**First Four:** March 16-17

**First & Second Rounds:** March 18-21

**Regionals:** March 25-28

**Final Four:** April 3 and 5– Indianapolis, Ind.

*Home games at the Dean E. Smith Center*

*RSN is the Regional Sports Networks (primary carriers include FOX Sports South, FOX Sports Sun or FOX Sports Florida, FOX Sports Midwest, YES, NESN, AT&T Sportsnet Pittsburgh, Marquee and MASN)*

### SCHEDULE NOTES

- The November 25 opener vs. the College of Charleston is the latest season opener since UNC beat Texas in Chapel Hill on Nov. 26, 1994.
- Carolina is 20-3 in the Maui Invitational, including 2-0 in games played in Chapel Hill. The Tar Heels have won four Maui titles. A complete list of UNC's participation in the Maui Invitational is on page 11.
- Carolina is playing in Asheville for the first time since Nov. 13, 2011, when it defeated UNC Asheville in the first game in UNCA's Kimmel Arena.
- The Tar Heels play at Iowa for the first time since 1989. UNC is 10-11 in the ACC-Big Ten Challenge (10-7 under head coach Roy Williams). A list of UNC's previous ACC-Big Ten Challenge results is on pages 158-159.
- Carolina is 4-2 in the CBS Sports Classic. This is the first time the Classic is being played in Cleveland. UNC is 2-0 vs. Ohio State in this event. A full list of UNC's results in the CBS Sports Classic is on page 14.
- This is Carolina's first game in Cleveland since defeating Cleveland State on Nov. 29, 2003, and its first game ever in Rocket Mortgage Fieldhouse.
- Carolina opens ACC play vs. NC State for the first time since 2005-06. It is the first time UNC and NC State are scheduled to play in November or December since meeting in the Big Four Tournament in Greensboro on Nov. 30, 1979.
- Carolina plays two ACC road games to start league play for the third time in the last five seasons (2016-17, 2018-19 and 2020-21).





# 2020-21 ROSTERS

## ALPHABETICAL

No.	Player	Yr.	Pos.	Ht.	Wt.	Hometown	High School
5	Armando Bacot	So.	F/C	6-10	240	Richmond, Va.	IMG Academy (Bradenton, Fla.)
1	Rechon "Leaky" Black	Jr.	G/F	6-8	195	Concord, N.C.	Cox Mill
15	Garrison Brooks	Sr.	F	6-10	240	LaFayette, Ala.	Auburn (Auburn, Ala.)
4	RJ Davis	Fr.	G	6-0	160	White Plains, N.Y.	Archbishop Stepinac
34	Duwe Farris	So	F	6-6	205	Charlotte, N.C.	Myers Park
0	Anthony Harris	R-Fr.	G	6-4	196	Woodbridge, Va.	Paul VI (Fairfax, Va.)
14	Donovan "Puff" Johnson	Fr.	G	6-8	190	Moon Township, Pa.	Hillcrest Prep (Phoenix, Ariz.)
13	Walker Kessler	Fr.	F/C	7-1	245	Newnan, Ga.	Woodward Academy (College Park, Ga.)
25	Creighton Lebo	Fr.	G	6-1	160	Wilson, N.C.	Greenfield School
2	Caleb Love	Fr.	G	6-4	195	St. Louis, Mo.	Christian Brothers College
21	Sterling Manley	R-Jr.	F/C	6-11	250	Pickerington, Ohio	Pickerington Central
35	Ryan McAdoo	R-Jr.	F	6-5	200	Boca Raton, Fla.	Saint Andrew's School
22	Walker Miller	Sr.	F/C	6-11	235	Greensboro, N.C.	New Hampton Prep (New Hampton, N.H.)
3	Andrew Platek	Sr.	G	6-4	205	Guilford, N.Y.	Northfield Mount Hermon School (Mount Hermon, Mass.)
11	Day'Ron Sharpe	Fr.	F/C	6-10	265	Greenville, N.C.	Montverde Academy (Montverde, Fla.)
30	K.J. Smith	R-Sr.	G	6-2	170	Calabasas, Calif.	IMG Academy (Bradenton, Fla.)
24	Kerwin Walton	Fr.	G	6-5	205	Hopkins, Minn.	Hopkins (Minnetonka, Minn.)

**Head Coach:** Roy Williams (18th year as UNC's head coach, 33rd as a college head coach); **Assistant Coaches:** Steve Robinson (18th year at UNC), Hubert Davis (9th year), Brad Frederick (8th year); **Director of Operations:** Sean May (6th year), **Assistant Director of Operations:** Kendall Marshall (3rd year); **Director of Strength and Conditioning:** Jonas Sahratian (17th year), **Director of Player Development:** Eric Hoots (17th year), **Athletics Trainer:** Doug Halverson (8th year); **Managers:** Kiersten Steinbacher (head manager), Shaylen Atma, Cole Chapman, Drew Goforth, Billy Kanos, Virginia Lucas, Rob Neill, Robby Ruffolo

## NUMERICAL

No.	Player	Yr.	Pos.	Ht.	Wt.	Hometown	High School
0	Anthony Harris	R-Fr.	G	6-4	196	Woodbridge, Va.	Paul VI (Fairfax, Va.)
1	Rechon "Leaky" Black	Jr.	G/F	6-8	195	Concord, N.C.	Cox Mill
2	Caleb Love	Fr.	G	6-4	195	St. Louis, Mo.	Christian Brothers College
3	Andrew Platek	Sr.	G	6-4	205	Guilford, N.Y.	Northfield Mount Hermon School (Mount Hermon, Mass.)
4	RJ Davis	Fr.	G	6-0	160	White Plains, N.Y.	Archbishop Stepinac
5	Armando Bacot	So.	F/C	6-10	240	Richmond, Va.	IMG Academy (Bradenton, Fla.)
11	Day'Ron Sharpe	Fr.	F/C	6-10	265	Greenville, N.C.	Montverde Academy (Montverde, Fla.)
13	Walker Kessler	Fr.	F/C	7-1	245	Newnan, Ga.	Woodward Academy (College Park, Ga.)
14	Donovan "Puff" Johnson	Fr.	G	6-8	190	Moon Township, Pa.	Hillcrest Prep (Phoenix, Ariz.)
15	Garrison Brooks	Sr.	F	6-10	240	LaFayette, Ala.	Auburn (Auburn, Ala.)
21	Sterling Manley	R-Jr.	F/C	6-11	250	Pickerington, Ohio	Pickerington Central
22	Walker Miller	Sr.	F/C	6-11	235	Greensboro, N.C.	New Hampton Prep (New Hampton, N.H.)
24	Kerwin Walton	Fr.	G	6-5	205	Hopkins, Minn.	Hopkins (Minnetonka, Minn.)
25	Creighton Lebo	Fr.	G	6-1	160	Wilson, N.C.	Greenfield School
30	K.J. Smith	R-Sr.	G	6-2	170	Calabasas, Calif.	IMG Academy (Bradenton, Fla.)
34	Duwe Farris	So.	F	6-6	205	Charlotte, N.C.	Myers Park
35	Ryan McAdoo	R-Jr.	F	6-5	200	Boca Raton, Fla.	Saint Andrew's School

## PRONUNCIATIONS

**Players:** Rechon "Leaky" Black (RAY-shon LEE-key) – *Leaky Black* is acceptable first reference (his middle name is Malik); Armando Bacot (are-MAHN-doe BAY-cot); Duwe Farris (Dewey FAIR-uss); Donovan "Puff" Johnson – *Puff* is acceptable first reference; Caleb Love (KAY-lib); Creighton Lebo (KRAY-ton LEE-boe); Ryan McAdoo (MACK-uh-dew); Andrew Platek (PLAY-teck); Day'Ron Sharpe (DAY-ron)

**Staff:** Jonas Sahratian (JOE-nus suh-RAY-shun)

**Hometowns:** Leaky Black– Concord, N.C. (KON-kord); Garrison Brooks– LaFayette, Ala. (luh-FET); K.J. Smith– Calabasas, Calif. (KAL-uh-BASS-is)

## SOCIAL MEDIA

Armando Bacot  
Leaky Black  
Garrison Brooks  
RJ Davis  
Anthony Harris  
Puff Johnson  
Walker Kessler  
Creighton Lebo  
Caleb Love  
Sterling Manley  
Ryan McAdoo  
Walker Miller  
Andrew Platek  
Day'Ron Sharpe  
K.J. Smith  
Kerwin Walton

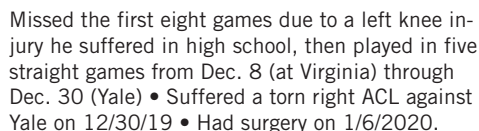
## TWITTER

iget\_buckets35  
rechonblack  
\_garro  
ariidavis\_  
manzant3  
walkeressler13  
lebocreighton  
caleb2love  
sterling\_manley  
mcadooryan  
platekfor3  
dayron\_sharpe  
k30smith  
doctork24\_

## INSTAGRAM

armando  
leakzaddy  
garrison\_brooks  
ariidavis\_  
ant\_harris0  
puffjohnson5  
kidkessler  
creighton\_lebo  
caleb  
bigster15  
ryan\_mcadoo35  
walkermiller22  
platekfor3  
d.sharpe23  
kjesus  
doctork.24





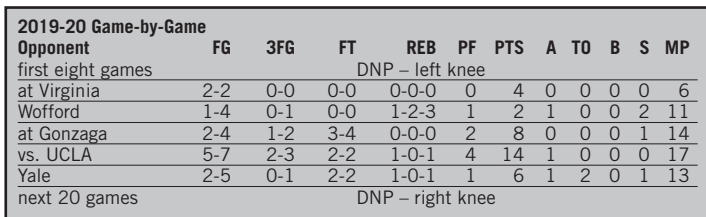
Was plus 41 and averaged 9.3 points against Gonzaga, UCLA and Yale • Had six points in 13 minutes and was a team-high plus 10 against Yale before being injured.

Season-high 14 points, all in the second half, in UNC's win over UCLA • Scored eight straight Tar Heel points in a 10-2 run that extended UNC's

lead from four to 12 • Was plus 15 against the Bruins • Also won his first defensive player of the game award • Eight points in 14 minutes at Gonzaga • Saw his first action on 12/8 at Virginia, scoring four points in six minutes • First game action since injuring his left knee as a high school senior on 12/1/18.

Played at Paul VI Catholic High School in Fairfax, Va., for Coach Glenn Farello • Missed most of his senior season due to a knee injury • Averaged 12.9 points his junior year • Played for Team Takeover in the EYBL with fellow Tar Heel freshman Armando Bacot • Averaged 8.2 points per game, shooting 43 percent from three-point range • Won of the 2018 EYBL Peach Jam Classic • Won the WCAC regular season championship with Paul VI Catholic his junior year.

Born Anthony Jy'el Harris on July 6, 2000, in Washington, D.C. • Is the son of Anthony and Meecsha Harris • Majoring in exercise and sports science/sports administration.



2019-20 Game-by-Game												
Opponent	FG	3FG	FT	REB	PF	PTS	A	TO	B	S	MP	
first eight games	DNP – left knee											
at Virginia	2-2	0-0	0-0	0-0-0	0	4	0	0	0	0	6	
Wofford	1-4	0-1	0-0	1-2-3	1	2	1	0	0	2	11	
at Gonzaga	2-4	1-2	3-4	0-0-0	2	8	0	0	0	1	14	
vs. UCLA	5-7	2-3	2-2	1-0-1	4	14	1	0	0	0	17	
Yale	2-5	0-1	2-2	1-0-1	1	6	1	2	0	1	13	
next 20 games	DNP – right knee											



HARRIS'S STATS																			
Year	GP-GS	Min.	Ave.	FGM-A	Pct.	3FGM-A	Pct.	FTM-A	Pct.	Off	Def	Reb	Ave.	A	TO	B	S	Pts	Ave.
2019-20	5-0	61	12.2	12-22	.545	3-7	.429	7-8	.875	3	2	5	1.0	3	2	0	4	34	6.8





## #1 – RECHON “LEAKY” BLACK

### 6-8, 195, Junior, Guard/Forward, Concord, N.C.



**2019-20:** Averaged 6.5 points, 5.0 rebounds and 2.6 assists • Started 31 games – 25 at small forward and six (Clemson through Boston College) at the point • Led the team with 40 steals and was second in assists with 83 • Scored in double figures four times with a career-high 14 points against Syracuse in the ACC Tournament, three 3FGs at Virginia Tech, 10 rebounds at Notre Dame and nine assists at home vs. Duke • Played 30 or more minutes 15 times and 40-plus twice.

**2019-20 Game Highlights:** Tied his career high with five field goals in 10 attempts and scored a career-best 14 in the season finale vs. Syracuse • Had

four assists and no turnovers in ACC Tournament win over Virginia Tech • Nine points, eight rebounds, five assists and two blocks in the win over Wake Forest • Eight points and six assists in the win at Syracuse • Nine points, career-high 10 rebounds, three assists and two steals at Notre Dame • Eight points, seven rebounds and career-best nine assists vs. Duke • Career-high five field goals and finished with 11 points, seven rebounds and two assists in the win at NC State • Tied his then-career-high with six assists vs. Miami • Scored in double figures for the first time as a Tar Heel when he scored 12 points on 3 for 6 shooting from three in the double overtime loss at Virginia Tech • Played 47 minutes in Blacksburg • Career-high four steals at Pitt • Started at the point for the first time vs. Clemson and had five assists in 41 minutes • Was 4 for 7 from the floor against Georgia Tech, the first time this season he shot better than 50 percent in a game • Hit a three to tie the game after Yale took its largest lead of the second half • Made a key jumper after UCLA had closed to within four points • Nine points and nine rebounds in the win over Alabama • Scored all nine of his points against the Tide in the second half • Made two three-pointers vs. Elon, the first multi-three game of his career, and won his second career defensive player of the game award (first was last year vs. Harvard) • Suffered a severe turf toe on his right foot early in the second half of the Michigan game (11/28/19) and did not return to that game for the final 11 minutes • Started against Oregon but came out of the game after eight minutes and did not return • Did not play against Wofford on 12/15/19 due to the turf toe.

**2018-19:** Averaged 2.5 points, 2.1 rebounds and 1.2 assists in 10.3 minutes per game • Made 23 of 49 shots from the floor (.469), including 5 for 12 from three-point range (.417) • Had eight rebounds and two assists in 17 minutes in the three NCAA Tournament games • Sprained his left ankle in the Georgia Tech game on 1/29 and did not play in the next 13 games • Returned to practice on 3/11 and played vs. Iona for the first time since January • Made a three-pointer as part of UNC's 20-0 run over Virginia Tech • Played valuable minutes and was on the floor for his defense in the latter stages of the win at NC State • Five rebounds and four assists in ACC opener at Pitt • Five points, two assists, two steals and was Carolina's defensive player of the game vs. Harvard • Steal and dunk in the Gonzaga win • Had five points, two assists and no turnovers in a season-high 18 minutes against UCLA • Was 4 for 4 from the floor against Stanford • Tied for the team lead with five assists and added eight points, six rebounds and no turnovers in 15 minutes at Elon.

**Prep:** Played for coach Jody Barbee at Cox Mill High School in Concord as a senior • Played his first two seasons at Concord High School and his junior year at Montverde Academy • Played for coaches George Walker and Jason Stowe at Concord and Kevin Boyle at Montverde • Averaged 13.4 points, 5.7 rebounds, 3.2 assists and 3.2 steals and was the team's defensive MVP in leading Cox Mill to the 2018 3-A state championship • Cox Mill went 29-3, was ranked No. 2 in the state and No. 21 in the nation • Earned first-team all-state, all-district and all-conference honors in 2018 • Played in the 2018 Carolina Classics All-Star Game and the East-West All-

2019-20	FG	3FG	FT	REB	PF	PTS	A	TO	B	S	MP
Notre Dame*	2-7	0-0	1-1	1-6-7	3	5	5	1	0	0	33
at UNCW*	2-5	0-0	4-6	1-6-7	1	8	2	0	0	1	32
Gardner-Webb*	1-6	0-1	0-0	0-5-5	2	2	6	2	0	2	34
Elon*	2-6	2-4	1-2	2-2-4	2	7	1	1	2	0	28
vs. Alabama*	4-9	1-1	0-0	2-7-9	2	9	2	2	1	2	34
vs. Michigan*	1-2	0-0	0-0	0-1-1	1	2	0	1	0	0	21
vs. Oregon*	0-1	0-1	0-0	0-0-0	0	0	0	2	0	0	9
Ohio State*	2-9	1-3	0-0	1-2-3	0	5	2	1	1	0	25
at Virginia*	2-4	0-1	2-2	1-3-4	1	6	1	2	1	2	22
Wofford	DNP - sprained right foot										
at Gonzaga*	3-9	0-2	0-0	0-3-3	2	6	1	2	1	2	21
vs. UCLA*	2-5	0-1	0-0	1-2-3	4	4	1	4	0	3	22
Yale*	2-9	1-3	0-0	4-5-9	3	5	1	0	1	0	29
Georgia Tech*	4-7	0-0	0-0	2-2-4	2	8	0	0	1	1	28
Pittsburgh*	3-9	1-5	2-2	1-4-5	4	9	4	3	2	2	33
Clemson*	2-8	1-4	0-1	1-5-6	2	5	5	3	1	0	41
at Pittsburgh*	2-5	1-2	0-2	0-4-4	2	5	2	0	1	4	34
at Virginia Tech*	3-10	3-6	3-4	2-6-8	1	12	2	4	1	0	47
Miami*	1-7	1-3	0-0	0-5-5	2	3	6	2	0	3	26
at NC State*	5-9	1-3	0-0	1-6-7	4	11	2	2	1	0	29
Boston College*	2-5	0-0	0-0	2-0-2	2	4	1	2	1	2	29
at Florida State*	4-10	0-1	2-2	1-4-5	3	10	3	1	1	2	34
Duke*	3-7	0-3	2-4	2-5-7	5	8	9	4	0	2	32
at Wake Forest*	1-5	0-2	2-2	3-3-6	3	4	2	1	1	3	29
Virginia*	2-4	0-1	2-4	1-2-3	0	6	1	1	2	3	33
at Notre Dame*	2-6	1-2	4-4	5-5-10	1	9	3	2	1	2	34
at Louisville*	2-7	0-2	0-0	1-3-4	1	4	2	2	1	1	34
NC State*	4-9	0-1	0-1	2-2-4	2	8	0	2	0	1	31
at Syracuse*	4-9	0-3	0-0	2-3-5	4	8	6	3	1	1	36
Wake Forest	3-10	0-0	3-4	3-5-8	3	9	5	1	2	1	32
at Duke*	3-10	1-5	0-0	0-3-3	3	7	3	2	1	0	31
vs. VA Tech* (ACC)	2-4	0-1	1-2	1-5-6	3	5	4	0	0	0	26
vs. Syracuse*	5-10	1-2	3-3	2-2-4	3	14	1	3	0	0	24

2018-19	FG	3FG	FT	REB	PF	PTS	A	TO	B	S	MP
at Wofford	0-1	0-0	0-0	0-1-1	0	0	0	0	0	0	8
at Elon	2-5	0-1	4-5	1-5-6	3	8	5	0	0	1	15
Stanford	4-4	0-0	0-0	1-1-2	0	8	1	1	0	2	15
Tennessee Tech	2-3	1-1	2-2	0-3-3	2	7	1	1	0	1	16
Saint Francis	0-1	0-1	0-0	1-5-6	3	0	1	4	1	0	14
vs. Texas	1-2	0-0	0-0	2-1-3	3	2	0	1	0	0	14
vs. UCLA	2-3	1-1	0-0	0-1-1	3	5	2	0	1	0	18
at Michigan	1-3	1-1	0-0	2-0-2	1	3	0	1	0	0	8
UNCW	2-3	0-1	0-0	0-2-2	1	4	3	0	0	2	14
Gonzaga	1-1	0-0	0-0	0-1-1	0	2	0	0	0	1	3
vs. Kentucky	0-2	0-1	0-0	0-2-2	0	0	1	0	0	0	10
Davidson	0-0	0-0	0-0	0-2-2	0	0	0	0	0	0	10
Harvard	2-2	1-1	0-0	0-1-1	2	5	2	0	0	2	12
at Pitt	1-5	0-0	0-0	2-3-5	1	2	4	2	1	0	16
at NC State	2-2	0-0	0-0	0-0-0	3	4	0	2	1	1	10
Louisville	1-3	0-0	0-0	0-2-2	1	2	2	0	0	1	14
Notre Dame	0-3	0-0	0-0	0-0-0	0	0	0	0	0	1	3
at Miami	0-1	0-0	0-0	0-2-2	1	0	0	1	0	0	7
Virginia Tech	1-2	1-2	0-0	0-0-0	0	3	2	0	0	1	7
at Georgia Tech	1-2	0-1	0-0	0-0-0	0	2	1	0	0	1	7
next 13 games	DNP - sprained left ankle										
vs. Iona (NCAA)	0-0	0-0	0-0	1-2-3	1	0	0	1	0	0	5
vs. Washington	0-0	0-0	0-0	0-2-2	0	0	1	1	0	0	4
vs. Auburn	0-1	0-1	0-0	0-3-3	2	0	1	0	0	0	9

Star Game • 2017 Beach Ball Classic All-Tournament selection • Named a MaxPreps All-America as a sophomore • Teammate of former Tar Heel Coby White on Team CP3 in the Nike EYBL • Also played quarterback on his youth football team.


**Personal:** Born Rechon Malik Black on June 14, 1999, in Concord • Son of Chon and Carla Black • Given the nickname “Leaky” by his grandmother, due to his middle name, Malik • Majoring in exercise and sport science/ sports administration.

BLACK'S CAREER STATS														
Year	GP-GS	Min.	Ave.	FGM-A	Pct.	3FGM-A	Pct.	FTM-A	Pct.	Off	Def	Reb	Ave.	Pts
2018-19	23-0	239	10.4	23-49	.417	5-12	.417	6-7	.857	10	39	49	2.1	57
2019-20	32-31	954	29.8	80-223	.359	16-63	.254	32-46	.696	45	116	161	5.0	208
<b>Totals</b>	<b>55-31</b>	<b>1193</b>	<b>21.7</b>	<b>103-272</b>	<b>.379</b>	<b>21-75</b>	<b>.280</b>	<b>38-53</b>	<b>.717</b>	<b>55</b>	<b>155</b>	<b>210</b>	<b>3.8</b>	<b>265</b>



## #2 – CALEB LOVE

6-4, 195, Freshman, Guard, St. Louis, Mo.



One of 50 players on the preseason list for the Naismith Trophy as National Player of the Year • The Athletic listed him among the top 20 guards in the country • Named one of the best freshman shooters and playmakers in the ACC and a third-team preseason All-ACC selection by Lindy's • One of Jay Bilas's top impact freshman.

### PREP

The 2020 Gatorade High School Player of the Year in Missouri • Also the Mr. Show-Me Basketball and Class 5 Player of the Year by the Missouri Basketball Coaches Association • Selected to play in the 2020 McDonald's All-American Game,

Jordan Brand Classic, Iverson Classic and Nike Hoop Summit • First-team all-state and two-time conference player of the year • St. Louis Post-Dispatch's Metro Player of the Year • Played for Coach Justin Tatum (the father of Boston Celtic Jayson Tatum) at Christian Brothers College High School in St. Louis • Led the school to the 2020 state semifinals before the season was cut short due to the pandemic • As a senior, averaged 26.3 points, 6.5 rebounds and 3.1 assists • Scored a career-best 42 points as a senior against East St. Louis High School, the defending Illinois 3A state champions • That was one of three 40-point games • As a junior, led Christian Brothers to the state finals while averaging 19.4 points • Second player from Christian Brothers to earn McDonald's All-America honors (first since Larry Hughes, who played at Saint Louis University, in 1997) • Joined Hughes as the only players in school history to surpass 2,000 career points • Helped Christian Brothers win four district and two conference titles • Took part in minicamps for the 2019 USA Basketball Men's Junior National Team.

### PERSONAL

Born Caleb Khristopher Love on Sept. 27, 2001, in St. Louis, Mo. • Son of Dennis Love and Alecia Thompson • His dad played college football • Honors student • Also played football, bowls and plays mini-golf.



## CAROLINA'S McDONALD'S ALL-AMERICAS

<b>R.J. Davis</b>	<b>2020</b>	David Wear	2009	Ed Cota	1996	Dave Popson	1983
<b>Walker Kessler</b>	<b>2020</b>	Travis Wear	2009	Vasco Evtimov	1996	Kenny Smith	1983
<b>Caleb Love</b>	<b>2020</b>	Ed Davis	2008	Vince Carter	1995	Joe Wolf	1983
<b>Day'Ron Sharpe</b>	<b>2020</b>	Larry Drew II	2008	Antawn Jamison	1995	Brad Daugherty	1982
Cole Anthony	2019	Tyler Zeller	2008	Jeff McInnis	1993	Curtis Hunter	1982
<b>Armando Bacot</b>	<b>2019</b>	Wayne Ellington	2006	Jerry Stackhouse	1993	Michael Jordan	1981
Nassir Little	2018	Ty Lawson	2006	Rasheed Wallace	1993	Buzz Peterson	1981
Coby White	2018	Brandon Wright	2006	Serge Zwikker	1992	Matt Doherty	1980
Tony Bradley	2016	Bobby Frasor	2005	Donald Williams	1991	Sam Perkins	1980
Joel Berry II	2014	Danny Green	2005	Eric Montross	1990	Jim Braddock	1979
Justin Jackson	2014	Tyler Hansbrough	2005	Derrick Phelps	1990	James Worthy	1979
Theo Pinson	2014	Marvin Williams	2004	Brian Reese	1990	Pete Budko	1977
Isaiah Hicks	2013	Raymond Feton	2002	Clifford Rozier	1990	Al Wood	1977
Kennedy Meeks	2013	Sean May	2002	George Lynch	1989		
Marcus Paige	2012	Rashad McCants	2002	Matt Wenstrom	1989		
P.J. Hairston	2011	Jawad Williams	2001	King Rice	1987		
James Michael McAdoo	2011	Neil Fingleton	2000	Pete Chilcutt	1986		
Harrison Barnes	2010	Joseph Forte	1999	J.R. Reid	1986		
Reggie Bullock	2010	Ronald Curry	1998	Scott Williams	1986		
Kendall Marshall	2010	Jason Capel	1998	Steve Bucknall	1985		
John Henson	2009	Kris Lang	1998	Jeff Lebo	1985		
Dexter Strickland	2009	Brendan Haywood	1997	Kevin Madden	1985		


79 high school players who went on to play for the Tar Heels have earned McDonald's All-America honors





## #3 – ANDREW PLATEK

### 6-4, 205, Senior, Guard, Guilderland, N.Y.



**2019-20:** Averaged 3.9 points and 1.4 assists in 17.9 minutes per game • Season-high nine points against Louisville, Duke and Gardner-Webb • Had 27 assists/11 turnovers and went 20 for 54 from the floor in nine starts from 1/11/20 to 2/11/20 • Made two three-pointers four times (Notre Dame, Wofford, Gonzaga and Louisville) • Made 13 of 57 from three-point range, including 8 of 35 in ACC play • Had 44 assists and 19 turnovers (2.3) • Played 555 minutes (played 117 as a sophomore) • Averaged 6.5 minutes over the last six games.

**2019-20 Game Highlights:** Hit a three and scored six points in ACC Tournament win over [Virginia Tech](#)

• Matched his season scoring high with nine points at [Louisville](#) (made two threes against the Cards and converted a three-point play) • Was the first time he made multiple threes since Gonzaga on 12/18/19 • Matched his season high with nine points and had seven rebounds and five assists in 36 minutes in the OT loss against [Duke](#) • Runner in the lane tied the game at 91 after Duke had built a five-point lead • Went 4 for 5 from the floor for eight points in the win at [NC State](#) – driving layup gave Carolina a 10-point lead • Four FGs tied his career high • Had seven points and three assists in 48 minutes in the double-overtime loss at [Virginia Tech](#) (played 57 minutes in all regular-season conference games a year ago) • Led UNC with four assists at [Pitt](#) in his second career start • Made his first career start against [Clemson](#) on 1/11 – played 38 minutes and had eight points, tied his career high with four field goals and had career bests with eight rebounds and a team-high six assists • The eight points were the most he scored since he had nine against Gardner-Webb on 11/15 • Did not play against Yale and Georgia Tech due to a left ankle injury • Scored seven of his nine points in the second half against [Gardner-Webb](#) (hit a 3FG after G-W cut a 14-point deficit to four, then made a layup to give UNC a six-point lead and fed Anthony for a three to up UNC's edge to nine) • Four assists at [UNCW](#), the first time as a Tar Heel he led the team in assists • Went 2 for 2 from three-point range and finished with eight points, four rebounds and two assists in the opener against [Notre Dame](#) • Played 25 minutes vs. the Irish (previous high was 17 as a freshman against Western Carolina; last year, his high was 11 against UNCW) • Eight points were the most he scored since he had 11 vs. Western Carolina on 12/6/17.

**Career:** Scored in double figures twice, both times as a freshman (12 vs. Portland and 11 vs. Western Carolina) • Twenty-eight of his 86 field goals are three-pointers.

**2018-19:** Played in 32 games • Averaged 1.1 points and 0.3 rebounds • Shot 14 of 30 from the floor overall (.467), including 5 of 15 from three-point range (.333) • Scored a season-high six points in the win at Elon and added five in the win at Wake Forest.

**2017-18:** Averaged 2.0 points in 7.5 minutes per game • Shot 49.1 percent from the field (27 of 55) and 10 of 27 (.370) from three-point range • Had 18 assists and 10 turnovers • Scored five first-half points in the win at [Syracuse](#) • Season-high 15 minutes, including his first action at the point, at [Clemson](#) • ACC-best five points in the overtime loss to [NC State](#) • Hit his first ACC three-pointer at [Virginia Tech](#) • Made a season-high three 3FGs and had three assists vs. [WCU](#) • Scored seven points (3x3 FG) against [Tulane](#) • Scored in double figures for the first time as a Tar Heel with 12 points in just 10 minutes against [Portland](#) • First time with multiple threes when he hit two against the Pilots.

**Prep:** Averaged 13.6 points, 5.7 rebounds and 3.1 assists at Northfield Mount Hermon School in Massachusetts • Played two seasons for Coach



John Carroll at NMH • Also played three years at Guilderland High School for Coach Mike Parks • Averaged 25.3 points in his final season at Guilderland • Teammate of UNC freshman Walker Miller with the Albany City Rocks on the Nike EYBL circuit • Led his team to a school-record 30 wins, New England Prep League regular-season and Tournament 4A championships • Made 86 three-pointers and shot 38 percent from three-point range • Earned first-team All-New England Prep honors and was the team captain • Scored 22 points in the Jordan Brand Regional Game played in Brooklyn • Also played lacrosse • Member of the Dean's List for two years at NMH • National Honors Society student.

**Personal:** Born Andrew Theodore Platek on April 8, 1998, in Albany, N.Y. • Son of Michael Platek and Catherine Schunk • Majoring in exercise and sport science/sports administration with a minor in history.

PLATEK'S CAREER STATS

Year	GP-GS	Min.	Ave.	FGM-A	Pct.	3FGM-A	Pct.	FTM-A	Pct.	Off	Def	Reb	Ave.	A	TO	B	S	Pts	Ave.
2017-18	35-0	264	7.5	27-55	.491	10-27	.370	7-10	.700	15	24	39	1.1	18	10	2	3	71	2.0
2018-19	32-0	117	3.7	14-30	.467	5-15	.333	2-4	.500	4	5	9	0.3	7	5	3	6	35	1.1
2019-20	31-9	555	17.9	45-124	.363	13-57	.228	18-30	.600	22	42	64	2.1	44	19	2	10	121	3.9
<b>Totals</b>	<b>98-9</b>	<b>936</b>	<b>9.6</b>	<b>86-209</b>	<b>.411</b>	<b>28-99</b>	<b>.283</b>	<b>27-44</b>	<b>.614</b>	<b>41</b>	<b>71</b>	<b>112</b>	<b>1.1</b>	<b>69</b>	<b>34</b>	<b>7</b>	<b>19</b>	<b>227</b>	<b>2.3</b>

2017-18	FG	3FG	FT	REB	PF	PTS	A	TO	B	S	MP
UNI	1-1	0-0	2-2	0-0-0	0	4	0	0	0	0	10
Bucknell	0-1	0-0	0-2	1-2-3	0	0	1	0	0	0	14
at Stanford	1-3	0-1	0-0	1-0-1	1	2	0	1	1	1	14
vs. Portland	4-5	2-2	2-2	1-1-2	0	12	1	0	0	0	10
vs. Arkansas	1-2	0-1	0-0	0-0-0	0	2	2	0	1	0	7
vs. Michigan St	2-3	0-1	0-0	1-1-2	1	4	0	1	0	0	11
Michigan	1-1	0-0	0-0	0-1-1	1	2	0	0	0	0	8
at Davidson	0-2	0-1	0-0	1-2-3	0	0	2	0	0	0	13
Tulane	3-3	1-1	0-0	1-1-2	3	7	1	0	0	0	10
Western Carolina	3-6	3-5	2-2	1-1-2	0	11	3	0	0	0	17
at Tennessee	0-2	0-1	0-0	0-0-0	1	0	1	1	0	0	9
Wofford	0-2	0-1	0-0	0-1-1	1	0	0	1	0	0	10
vs. Ohio State	0-1	0-0	0-0	1-0-1	0	0	0	1	0	0	8
Wake Forest	0-0	0-0	0-0	0-0-0	2	0	0	1	0	0	4
at Florida State	1-2	0-1	0-0	0-0-0	1	2	0	0	0	0	8
at Virginia	0-0	0-0	0-0	1-1-2	1	0	0	1	0	0	3
Boston College	0-0	0-0	0-0	0-0-0	0	0	0	0	0	0	2
at Notre Dame	0-0	0-0	0-0	0-0-0	1	0	0	0	0	0	3
Clemson	0-0	0-0	0-0	0-0-0	0	0	0	0	0	0	2
Georgia Tech	0-0	0-0	0-0	1-2-3	0	0	0	0	0	1	4
at Virginia Tech	1-3	1-2	0-0	0-0-0	0	3	1	0	0	0	7
NC State	2-2	1-1	0-0	1-2-3	1	5	1	0	0	0	11
at Clemson	0-2	0-1	0-0	2-1-3	2	0	1	1	0	0	15
Pitt	1-2	0-1	0-0	0-1-1	1	2	2	1	0	0	10
Duke	0-0	0-0	0-0	0-0-0	1	0	0	0	0	0	8
at NC State	1-2	0-1	0-0	0-0-0	0	2	0	0	0	0	5
Notre Dame	1-2	0-0	0-0	0-2-2	0	2	0	0	0	0	7
at Louisville	DNP – concussion										
at Syracuse	2-2	1-1	0-0	0-0-0	0	5	0	0	0	0	4
Miami	0-1	0-1	0-0	0-0-0	0	0	0	0	0	0	2
at Duke	0-1	0-1	0-0	0-1-1	0	0	0	0	0	0	3
vs. Syracuse (ACC)	1-1	0-0	0-0	1-0-1	1	2	1	0	0	1	5
vs. Miami	0-2	0-2	1-2	1-1-2	1	1	0	0	0	0	4
vs. Duke	DNP										
vs. Virginia	0-0	0-0	0-0	0-1-1	0	0	0	0	0	0	6
vs. Lipscomb (NCAA)	0-0	0-0	0-0	0-2-2	0	0	0	1	1	0	7
vs. Texas A&M	1-1	1-1	0-0	0-0-0	1	3	0	0	0	0	3

2018-19	FG	3FG	FT	REB	PF	PTS	A	TO	B	S	MP
at Wofford	0-0	0-0	0-0	0-0-0	0	0	0	0	0	0	0+
at Elon	3-4	0-1	0-0	0-1-1	2	6	0	0	0	1	9
Stanford	0-1	0-0	0-0	0-0-0	0	0	0	1	0	0	6
Tennessee Tech	1-2	1-2	0-0	0-2-2	0	3	2	1	2	1	7
Saint Francis	0-1	0-1	0-0	0-0-0	0	0	1	1	0	0	5
vs. Texas	1-1	0-0	0-0	1-0-1	0	2	0	1	0	0	4
vs. UCLA	0-0	0-0	0-0	0-0-0	0	0	0	0	0	0	1
at Michigan	0-1	0-0	0-0	1-0-1	1	0	0	1	0	0	1
UNCW	1-1	1-1	1-2	0-0-0	0	4	0	1	0	2	11
Gonzaga	0-0	0-0	0-0	0-0-0	0	0	0	0	0	0	2
vs. Kentucky	0-1	0-0	0-0	0-0-0	0	0	0	0	0	0	2
Davidson	0-0	0-0	0-0	0-0-0	0	0	0	0	1	0	2
Harvard	0-1	0-1	0-0	0-0-0	0	0	0	0	0	0	2
at Pitt	1-2	1-1	0-0	0-0-0	3	3	0	0	0	1	4
at NC State	0-0	0-0	0-0	0-0-0	0	0	0	0	0	0	2
Louisville	0-0	0-0	0-0	0-0-0	1	0	0	0	0	0	5
Notre Dame	DNP										
at Miami	1-1	0-0	0-0	0-0-0	0	2	0	0	0	0	3
Virginia Tech	0-1	0-1	0-0	0-0-0	0	0	0	0	0	0	3
at Georgia Tech	1-1	1-1	0-0	0-0-0	1	3	0	0	0	0	3
at Louisville	DNP										
NC State	1-2	0-1	0-0	0-1-1	1	2	0	0	0	0	8
Miami	0-0	0-0	0-0	0-0-0	0	0	0	0	0	0	3
Virginia	0-0	0-0	0-0	0-0-0	1	0	1	0	0	0	3
at Wake Forest	2-5	1-2	0-0	0-0-0	1	5	0	0	0	0	6
at Duke	DNP										
Florida State	0-2	0-2	0-0	0-0-0	0	0	0	0	0	0	2
Syracuse	0-0	0-0	0-0	0-1-1	1	0	0	0	0	0	2
at Clemson	0-1	0-1	0-0	1-0-1	1	0	0	0	0	0	1
at Boston College	1-1	0-0	0-0	0-0-0	0	2	0	0	0	0	6
Duke	0-0	0-0	0-0	0-0-0	0	0	0	0	0	1	4
vs. Louisville (ACC)	0-0	0-0	0-0	0-0-0	1	0	1	0	0	0	2
vs. Duke	DNP										
vs. Iona (NCAA)	0-0	0-0	0-0	0-0-0	0	0	1	0	0	0	2
vs. Washington	1-1	0-0	0-0	0-0-0	0	2	0	0	0	0	1
vs. Auburn	0-0	0-0	1-2	1-0-1	1	1	0	0	0	0	3

2019-20	FG	3FG	FT	REB	PF	PTS	A	TO	B	S	MP
Notre Dame	3-4	2-2	0-0	2-2-4	1	8	2	1	0	0	25
at UNCW	2-6	0-4	2-2	0-1-1	0	6	4	1	0	1	27
Gardner-Webb	3-6	1-4	2-4	1-2-3	1	9	2	0	1	0	22
Elon	2-6	0-3	0-0	0-2-2	2	4	2	1	0	0	18
vs. Alabama	2-5	0-1	0-0	2-0-2	1	4	1	2	0	0	15
vs. Michigan	1-3	0-1	2-2	0-0-0	2	4	0	0	0	0	17
vs. Oregon	0-5	0-3	0-0	1-1-2	0	0	2	0	0	0	18
Ohio State	0-2	0-0	1-4	0-0-0	0	1	0	0	0	0	12
at Virginia	1-3	0-1	0-0	2-0-2	0	2	0	0	0	0	11
Wofford	2-3	2-3	0-0	1-0-1	2	6	0	0	0	0	20
at Gonzaga	2-4	2-2	0-0	0-1-1	0	6	0	0	0	1	12
vs. UCLA	0-1	0-1	0-0	1-0-1	0	0	0	0	0	0	4
Yale	DNP – left ankle										
Georgia Tech	DNP – left ankle										
Pittsburgh	1-4	0-1	0-0	1-4-5	1	2	0	1	0	0	19
Clemson*	4-10	0-5	0-0	1-7-8	2	8	6	1	0	2	38
at Pittsburgh*	0-2	0-0	0-0	2-1-3	1	0	4	1	0	0	18
at Virginia Tech*	2-11	1-8	2-3	0-5-5	1	7	3	1	1	0	48
Miami*	3-7	1-3	0-0	0-1-1	0	7	4	1	0	0	27
at NC State*	4-5	0-0	0-0	1-0-1	2	8	1	2	0	1	27
Boston College*	1-2	0-1	1-2	0-3-3	0	3	0	1	0	1	17
at Florida State*	2-6	1-2	0-0	2-0-2	1	5	2	1	0	1	33
Duke*	3-7	0-1	3-6	2-5-7	4	9	5	2	0	1	36
at Wake Forest*	1-4	0-2	0-0	0-1-1	1	2	1	0	0	1	14
Virginia	0-2	0-1	0-0	0-1-1	0	0	3	1	0	0	19
at Notre Dame	0-1	0-1	0-0	0-0-0	0	0	0	0	0	0	4
at Louisville	3-5	2-3	1-1	2-1-3	0	9	0	1	0	0	17
NC State	1-2	0-1	1-2	0-1-1	1	3	1	0	0	1	6
at Syracuse	0-0	0-0	2-2	1-0-1	0	2	0	0	0	0	5
Wake Forest	0-0	0-0	0-0	0-1-1	0	0	1	0	0	0	7
at Duke	0-0	0-0	0-0	0-0-0	1	0	0	0	0	0	5
vs. VA Tech (ACC)	2-5	1-2	1-2	0-0-0	0	6	0	1	0	0	7
vs. Syracuse	0-2	0-1	0-0	0-2-2	0	0	0	0	0	0	9







## #4 – RJ DAVIS

**6-0, 160, Freshman, Guard, White Plains, N.Y.**



Named the best freshman shooter in the ACC, one of the best rookie playmakers and a third-team preseason All-ACC selection by Lindy's.

### PREP

The 2020 Gatorade High School Player of the Year in New York • Named New York's Mr. Basketball by the Basketball Coaches Association of New York, the first player in his school's history to win the award • Played for Coach Patrick Massaroni at Archbishop Stepinac High School in White Plains, N.Y. • Selected to play in the McDonald's All-American Game, Jordan Brand Classic, Iverson Classic and BallisLife All-American Game • Set

the all-time prep scoring record in Westchester County with 2,446 career points, topping the previous record set by Danya Abrams, who went on to play at Boston College • Fifth-most points ever in the Catholic High School Athletic Association, which is comprised of Catholic high schools in New York City, Long Island, Westchester and Buffalo (the largest Catholic high school athletic league in the United States) • Abrams' Westchester County scoring record stood for 27 seasons • Senior season ended early due to the coronavirus, just after Stepinac had won the CHSAA's Archdiocesan title and was preparing to play in the state quarterfinals • Had 18 points, 11 rebounds and eight assists in Archdiocese championship game win over top-seeded St. Raymond's • Named The (Westchester) Journal News' Player of the Decade for the 2010s • Was named the CHSAA's MVP in 2020 after being named first-team all-league as a sophomore and junior • As a senior, averaged 26.5 points, 8.0 rebounds, 5.3 assists and 2.1 steals while making 34 percent of his three-point attempts • Teamed with Duke signee A.J. Griffin at Archbishop Stepinac • Led Stepinac to Archdiocese, city and state (2017 and 2018) titles and won the Torrey Pines Classic • Averaged 25.4 points as a junior.

### PERSONAL

Born RJ Davis on Oct. 21, 2001, in White Plains, N.Y. • Son of Robert and Venessa Davis • His dad scored 2,118 points (without a three-point shot) from 1982-86 at Mercy College and still holds the Manhattan school's career scoring record • Member of the National Honor Society • Wears No. 4 because his birthday (10/21) adds up to 4 (1-0-2-1) • Wore that number as a high school sophomore when Stepinac won city and state titles • Also played football and soccer.



## CAROLINA'S RESULTS IN THE MAUI INVITATIONAL

Date	Opponent	W/L	Score	Round
11-24-89	James Madison	W	80-79	Quarterfinal
11-25-89	Villanova	W	78-68	Semifinal
11-26-89	Missouri	L	73-80	Final
11-20-95	Vanderbilt	W	71-63	Quarterfinal
11-21-95	Michigan State	W	92-70	Semifinal
11-22-95	Villanova	L	75-77	Final
11-22-99	Southern California	W	82-65	Quarterfinal
11-23-99	Georgetown	W	85-79	Semifinal
<b>11-24-99</b>	<b>Purdue</b>	<b>W</b>	<b>90-75</b>	<b>Final</b>
11-22-04	BYU	W	86-50	Quarterfinal
11-23-04	Tennessee	W	94-81	Semifinal
<b>11-24-04</b>	<b>Iowa</b>	<b>W</b>	<b>106-92</b>	<b>Final</b>
11-24-08	Chaminade	W	115-70	Quarterfinal
11-25-08	Oregon	W	98-69	Semifinal
<b>11-26-08</b>	<b>Notre Dame</b>	<b>W</b>	<b>102-87</b>	<b>Final</b>
11-11-12	% Florida Atlantic	W	80-56	Mainland Game
11-19-12	Mississippi State	W	95-49	Quarterfinal
11-20-12	Butler	L	71-82	Semifinal
11-21-12	Chaminade	W	112-70	Third Place Game
11-13-16	% Chattanooga	W	97-57	Mainland Game
11-21-16	Chaminade	W	104-61	Quarterfinal
11-22-16	Oklahoma State	W	107-75	Semifinal
<b>11-23-16</b>	<b>Wisconsin</b>	<b>W</b>	<b>71-56</b>	<b>Final</b>

% – mainland games played in Chapel Hill; all other games played in Lahaina, Maui

### Championships in bold

**Four championships:** 1999-2000 (Bill Guthridge), 2004-05 (Roy Williams), 2008-09 (Roy Williams), 2016-17 (Roy Williams)

**Overall record:** 20-3

**Games played in Maui:** 18-3

### Tournament MVPs

Joseph Forte, 1999  
Raymond Felton, 2004  
Ty Lawson, 2008  
Joel Berry II, 2016

Carolina plays in the 2020 Maui Invitational, which will be played November 30-December 2 at Harrah's Cherokee Center in Asheville, N.C.

UNC, UNLV, Alabama and Stanford are one side of the bracket Davidson, Texas, Indiana and Providence are on the other side of the bracket.



## #5 – ARMANDO BACOT

### 6-10, 240, Sophomore, Forward/Center, Richmond, Va.



Candidate for the Kareem Abdul-Jabbar Award as the top post player in the country.

Averaged 9.6 points and 8.2 rebounds in 32 games (all starts) • Had the most rebounds by a Tar Heel freshman since Antawn Jamison in 1995-96 • Had 11 double-doubles, second most by a Tar Heel freshman and the most since Jamison's 13 • Led the team in blocks (36), was second in FG percentage (.469) and rebounding and fourth in scoring • Scored in double figures 16 times with a high of 23 vs. Oregon • Scored 20 or more three times (23 vs. Oregon, 22 vs. Elon and 21 vs. Clemson) • Grabbed 10 or more rebounds 14 times with highs of 16 at home vs. Virginia and 15 vs. Alabama • Made at least 50 percent of his FG attempts in 16 games • Became the third freshman in Carolina history to have three straight double-doubles in points and rebounds, joining Mike O'Koren in 1976-77 and Jamison in 1995-96 (Bacot accomplished that two different times) • Averaged 2.7 offensive rebounds (had 14 in the last three games and grabbed four or more 11 times) • Missed his only game of the season vs. Wake Forest on March 3 after spraining his right ankle at Syracuse on Feb. 29 • Started 32 games, but played less than 10 minutes in three different games due to injuries – played three minutes at UNCW (blow to the head), seven minutes vs. Ohio State (left ankle sprain) and nine minutes at Syracuse (right ankle sprain).

**2019-20 Game Highlights:** Second straight double-double with 12 points and 11 rebounds in ACC Tournament win over Virginia Tech • Limited to 23 minutes because of foul trouble but had 12 points and 13 rebounds at Duke – five field goals were as many as he had in his three previous games combined • Season-high 16 rebounds on 2/15 vs. Virginia, most by a UNC freshman since Harrison Barnes had 16 against LIU in 2011 • Scored a dozen points and had seven rebounds, three assists and three blocks and led UNC in plus/minus (+5) for the second game in a row in the home loss to Duke • Helped hold Vernon Carey Jr. scoreless in the second half • Led UNC with 12 rebounds and a season-high seven assists and added 19 points in the win over Miami • Only the fourth Tar Heel ever with at least 19/12/7 in a game and the first to do that since Lee Dedmon vs. Clemson in 1971 • Was a team-high plus 13 in 29 minutes at Virginia Tech but played only 17 of the 30 minutes after halftime due to foul trouble (fouled out in the first OT) • Went 7 for 10 from both the floor and the free throw line en route to 21 points against Clemson • Was his first 20-point game since The Bahamas and the seven field goals were the most since he had seven vs. Oregon • Scored 15 points on 6 of 11 field goals and had nine rebounds and four assists (also a season-high four turnovers) in the home loss to Pitt • Led UNC with 15 points and 12 rebounds vs. UCLA • Picked up two fouls in the first 1:07 and was limited to just 14 minutes at Gonzaga • Was not expected to play at Virginia on 12/8 due to the injury he suffered against Ohio State on 12/4, but started and played 25 minutes against the Cavaliers (was one of only two Tar Heels to score in double figures with 11) • Sprained his left ankle after scoring against Ohio State and left the contest with 12:48 to play in the first half (UNC trailed 16-12 at the time) • Led all players on both teams with 23 points, 12 rebounds and six blocks vs. Oregon, becoming just the second Tar Heel (and only freshman) to post 23/12/6 in a game (Rasheed Wallace had the same numbers as a sophomore vs. Virginia in 1995) • Grabbed a game-high six offensive boards and was 9 for 10 from the FT line vs. the Ducks • Scored all 12 of his points in the second half and set a Battle 4 Atlantis record with 15 rebounds against Alabama • Had six offensive rebounds that led to eight second-chance points vs. the Tide • Led both teams in scoring (22), rebounds (14), blocks (3) and steals (2) in Carolina's 75-61 win over Elon • Was 9 for 14 from the floor for the game and scored 18 of his 22 in the second half • Fourth Tar Heel freshman (w/James Worthy, Jamison and Barnes) with at least 22 and 14 • Made 6 of 9 shots from the floor to record his first career double-double with 12/11 vs. Gardner-Webb

2019-20	FG	3FG	FT	REB	PF	PTS	A	TO	B	S	MP
Notre Dame*	3-7	0-0	1-6	2-6-8	2	7	1	2	1	0	22
at UNCW*	0-1	0-0	0-0	0-1-1	2	0	0	1	0	0	3
Gardner-Webb*	6-9	0-0	0-0	4-7-11	1	12	0	3	1	0	23
Elon*	9-14	0-0	4-7	4-10-14	2	22	2	1	3	2	26
vs. Alabama*	5-7	0-0	2-4	6-9-15	3	12	1	2	1	0	26
vs. Michigan*	3-10	0-0	0-0	1-5-6	1	6	0	3	1	0	21
vs. Oregon*	7-9	0-0	9-10	7-5-12	4	23	0	0	6	0	30
Ohio State*	1-2	0-0	0-0	3-1-4	1	2	0	0	1	1	7
at Virginia*	5-8	0-0	1-6	0-2-2	3	11	0	0	2	1	25
Wofford*	2-14	0-0	4-5	8-5-13	0	8	1	2	3	0	29
at Gonzaga*	1-6	0-0	0-0	1-2-3	4	2	0	1	0	0	14
vs. UCLA*	5-7	0-0	5-10	4-8-12	2	15	1	2	1	1	32
Yale*	0-5	0-0	2-2	2-4-6	4	2	0	0	0	0	17
Georgia Tech*	1-6	0-0	2-3	1-2-3	3	4	2	2	0	1	16
Pittsburgh*	6-11	0-0	3-4	2-7-9	1	15	4	4	1	0	31
Clemson*	7-10	0-0	7-10	2-3-5	2	21	1	1	2	1	37
at Pittsburgh*	5-12	0-0	2-3	4-7-11	5	12	2	3	1	3	28
at Virginia Tech*	3-7	0-0	3-3	1-3-4	5	9	4	1	0	0	29
Miami*	8-11	0-0	3-3	2-10-12	2	19	7	1	2	0	32
at NC State*	2-10	0-0	7-11	5-6-11	3	11	3	4	1	2	27
Boston College*	2-5	0-0	7-8	3-7-10	4	11	1	2	1	1	31
at Florida State*	2-3	0-0	2-2	1-5-6	3	6	0	3	0	1	26
Duke*	4-10	0-0	4-9	2-5-7	5	12	3	1	3	0	29
at Wake Forest*	5-10	0-0	0-0	2-5-7	3	10	0	0	0	0	26
Virginia*	3-6	0-0	2-2	2-14-16	1	8	0	5	1	1	35
at Notre Dame*	1-6	0-0	0-0	2-8-10	4	2	2	3	1	0	24
at Louisville*	3-7	0-0	1-2	2-7-9	2	7	1	2	2	1	33
NC State*	1-5	0-0	1-2	0-3-3	2	3	0	3	1	0	13
at Syracuse*	1-2	0-0	1-2	1-3-4	0	3	0	0	0	0	9
Wake Forest	DNP - right ankle										
at Duke*	5-7	0-0	3-6	6-6-12	4	13	0	2	0	0	23
vs. VA Tech* (ACC)	5-9	0-0	2-2	4-7-11	1	12	0	1	0	0	29
vs. Syracuse	3-7	0-0	2-2	4-3-7	2	8	3	0	0	0	25

• Inadvertently struck by an opposing player's follow through and left the game after just 2:41 at UNCW (did not return in that game) • Started his first collegiate game against Notre Dame and had seven points and eight rebounds.

#### PREP

Played his freshman through junior seasons at Trinity Episcopal School in Richmond, Va., for Coach Richard Hamlin and his senior year at IMG Academy in Bradenton, Fla., for Coach Sean McAloon • Averaged 12.4 points, 7.7 rebounds and 1.8 blocks and shot 62 percent from the floor at IMG • Led IMG to the 2019 prep national championship • 2019 MaxPreps honorable mention All-America • Member of the U-18 USA Basketball National Team in 2018 with Coby White and Cole Anthony • Won the gold medal in the U-18 FIBA Americas Championship • Had 17 points against Panama in a preliminary round game and 13 points, eight rebounds and four blocks in gold medal game win over Canada • Played in the 2019 McDonald's All-American Game and the Jordan Brand Classic • Scored 14 points and had 10 rebounds in the Jordan Classic • Averaged 24.5 points and 12 rebounds his junior season • 2018 Richmond Times-Dispatch Player of the Year and was first-team all-metro and all-state • Was the VISAA League Co-Player of the Year, a USA Today All-Virginia first-team and Max Prep All-America selection • Career bests 47 points and 22 rebounds at Trinity Episcopal • Played for Team Takeover in the EYBL with Tar Heel freshman Anthony Harris • 2017 VISAA Division-I state champion at Trinity Episcopal School.

#### PERSONAL

Born Armando Linwood Bacot on March 6, 2000, in Richmond, Va. • Son of Christie Lomax and Armando Bacot Sr. • Has a younger brother, King, two older sisters A'mari and Azhane, and a younger sister, Joi'L • Azhane plays basketball for Virginia State University • Earned admission in October 2020 to the Kenan-Flagler Business School.

BACOT'S STATS																
Year	GP-GS	Min.	Ave.	FGM-A	Pct.	3FGM-A	Pct.	FTM-A	Pct.	Off	Def	Reb	Ave.	A	TO	B
2019-20	32-32	780	24.4	114-243	.469	0-0	–	80-124	.645	87	176	263	8.2	39	55	36
																16
																308
																9.6





**#11 – DAY'RON SHARPE**  
**6-10, 265, Freshman, Forward/Center, Greenville, N.C.**



Named the best rebounding freshman in the ACC by Lindy's.

**PREP**

Selected to play in the 2020 McDonald's All-American Game, Jordan Brand Classic and Nike Hoop Summit • Played his senior season for Coach Kevin Boyle at Montverde Academy in Montverde, Fla. • Montverde went 26-0 and was ranked No. 1 in the nation by MaxPreps • Averaged 12.1 points and 7.3 rebounds as a senior at Montverde • Previously played three seasons at South Central High School in Winterville, N.C., for Coach Chris Cherry • Won a state championship

and was the MVP of the North Carolina 4A state tournament in 2019 • He averaged 16.5 points and 10.7 rebounds as South Central posted a 30-1 record • Averaged 14.3 points, 9.3 rebounds and 2.6 blocks as a sophomore en route to a 27-1 record and a berth in the 4A state semifinals • Took part in the training camps for the 2019 USA Basketball Men's Junior National Team.


**PERSONAL**

Born Day'Ron Y. Sharpe on Nov. 6, 2001, in Greenville, N.C. • Son of Derrick and Michelle Sharpe • Honors student • Plays the piano.





## #13 – WALKER KESSLER 7-1, 245, Freshman, Forward/Center, Newnan, Ga.



Candidate for the Kareem Abdul-Jabbar Award as the top post player in the country • One of Jay Bilas's top impact freshman.

### PREP

The 2020 Gatorade High School Player of the Year and Mr. Basketball in the state of Georgia • The Atlanta Journal-Constitution's Georgia Player of the Year • Named to the 2020 McDonald's All-American Game and Nike Hoop Summit • As a senior, led Woodward Academy (College Park, Ga.) to the first boys basketball state title in the school's 120-year history • Played at Woodward for Coach Anthony Thomas • Career totals include

2,003 points, 1,185 rebounds and 524 blocks • Averaged 17.8 points, 9.3 rebounds, 5.2 blocked shots, 1.3 steals and 1.2 assists as a senior • In a February 2020 game against Sandy Creek, which featured the state's top-ranked junior, he scored 33 points on 14 of 25 shooting with 13 rebounds and three blocks • As a junior, averaged 21.0 points, 11.9 rebounds and 6.4 blocks • Participated in a 2019 minicamp for the USA Basketball Men's Junior National Team.

### PERSONAL

Born Walker Ross Kessler on July 26, 2001, in Atlanta • Is the son of Dr. Chad and Andrea Kessler • Member of the National Honor Society • His father played basketball at Georgia from 1983-87, scored 675 career points, won Academic All-America honors and was a fifth-round NBA Draft pick by the L.A. Clippers in 1987 • Walker's brother, Houston, played at Georgia from 2013-17 • His uncle, the late Alec Kessler, earned All-SEC honors at Georgia, where he led the Bulldogs to the 1990 SEC championship • Alec is Georgia's second-leading career scorer and was selected by Houston with the ninth pick in the 1990 NBA Draft • Plays the guitar.



### CAROLINA IN THE CBS SPORTS CLASSIC

Dec. 20, 2014	Chicago	UNC 82, Ohio State 74
Dec. 19, 2015	Brooklyn	UNC 89, UCLA 76
Dec. 17, 2016	Las Vegas	Kentucky 103, UNC 100
Dec. 23, 2017	New Orleans	UNC 86, Ohio State 72
Dec. 22, 2018	Chicago	Kentucky 80, UNC 72
Dec. 21, 2019	Las Vegas	UNC 74, UCLA 64
Dec. 19, 2020	Cleveland	UNC vs. Ohio State





## #14 – DONOVAN “PUFF” JOHNSON

### 6-8, 190, Freshman, Guard, Moon Township, Pa.



Named one of the best freshman shooters in the ACC by Lindy's.

#### PREP

A native of Moon Township, Pa., where he played for Coach Adam Kaufman at Moon Area High School • Graduated in 2020 from Hillcrest Prep in Phoenix, where he was coached by former NBA guard Mike Bibby • Totaled 1,960 points in his prep career • Teams went 103-19 • Averaged 14.4 points, 8.2 rebounds and 2.6 assists and shot 44.6 percent from three-point range (29 of 65) in 14 games at Hillcrest • Earned MVP honors in Hillcrest's bracket at the John Wall Invitational

in Raleigh • Finalist at State Farm's national three-point contest • Played his first three prep seasons at Moon Area High School in Pennsylvania • As a junior at Moon Area, he averaged 22.1 points, 9.4 rebounds, 1.6 steals and 1.2 blocks per game while hitting 46 percent of his three-point attempts • Scored 17 points in the 2019 PIAA Class 5A championship game win over Archbishop Wood • PIAA Class 5A, Pittsburgh Tribune, Beaver County Times and Sectional Player of the Year in 2019 • First-team all-state as a junior, second-team as a sophomore • Three-time all-section honoree • Made 11 consecutive three-point attempts as a freshman starter.

#### PERSONAL

Born Donovan Christopher Johnson on Oct. 11, 2000, in Pittsburgh, Pa. • Son of Gilbert and Amy Johnson • The younger brother of former Tar Heel Cameron Johnson, who earned 2019 first-team All-ACC honors and plays for the Phoenix Suns • Chose No. 14 because it's one number higher than what Cameron wore at Carolina • Also played baseball and football (wide receiver and running back as a youth) • Enjoys improving his tennis and ping-pong skills while playing against Cameron • Has sung in a concert choir • His mother gave each of her children nicknames and his was Puff because he liked the cereal Cocoa Puffs.





## #15 – GARRISON BROOKS

### 6-10, 240, Senior, Forward, LaFayette, Ala. (Luh-FET)



ACC Preseason Player of the Year as voted by the media and by Lindy's, which also ranks Carolina's frontcourt the second-best in the nation • One of 50 players on the preseason list for the Naismith Trophy as National Player of the Year • ESPN's No. 5 player in the nation and best player in the ACC • Ranked the No. 3 big man in the nation by The Athletic • Preseason first-team All-America (Jay Bilas, ESPN, second-team (The Athletic and Dick Vitale) and third-team (CBS Sports) • One of Bilas's top defensive players • Candidate for the Karl Malone Award as the top power forward.

**Career:** Needs nine points for 1,000 • Will become the 78th player to score 1,000 points as a Tar Heel • Has scored 991 points and grabbed 604 rebounds • The 40th Tar Heel with 900 points and 600 rebounds • Made 54.5 percent of his shots from the floor • Scored 20 or more points 13 times with a career-high 35 against Georgia Tech on 1/4/20 and 30 vs. NC State on 2/25/20 • Career-high 14 rebounds at Syracuse on 2/29/20 • Played 30 or more minutes twice in his first two seasons and in 29 games as a junior (played 35 or more 18 times) • Has 12 double-doubles, all in 2019-20 • Won Carolina's defensive player of the game award 33 times • Played 99 consecutive games as a Tar Heel before missing the Louisville game on 2/22/20 due to illness.

**2019-20:** Carolina's Most Valuable Player, Defensive Player of the Year, Most Improved Player and co-captain • Averaged 16.8 points and a team-high 8.5 rebounds • Earned second-team All-ACC honors and was voted the ACC's Most Improved Player • Led the ACC in scoring in conference play at 18.8 points per game and was second in rebounding (9.0) and field goal percentage (.535) • In all games, was fourth in the ACC in scoring, fifth in rebounding and second in field goal percentage • First Tar Heel to lead the ACC in scoring in league play since Tyler Hansbrough in 2008 (fifth to do so since 1988) • Scored 25 or more points in the last four regular-season games, the first Tar Heel to do that since Antawn Jamison in 1998 • Scored in double figures 25 times with 30 or more twice, 25 or more seven times and 20 or more 13 times • Scored 20 or more once in the first 13 games, 11 times in his last 19 games and in seven of the last eight games • Seven-game streak with 20 or more was the longest by a Tar Heel since Tyler Hansbrough (nine) in 2008-09 • Defensive player of the game 13 times (no other Tar Heel had more than three) • Had 12 double-doubles, including six in a row, the longest streak by a Tar Heel since 2011 • Went 49 for 61 (.803) from the free throw line in the last six games • Played a career-high 34.9 minutes per game (36.0 in league play).

**2019-20 Game Highlights:** Twenty points against Virginia Tech in the ACC Tournament was his 13th game with 20 or more points (had one such game in his first two seasons) • Attempted a career-high 22 shots from the floor en route to a game-high 26 points and had a career-high nine offensive rebounds (game-high 13 total) at Duke • Was the 10th time in his last 17 games he made at least nine field goals • Scored 25 points against Wake Forest on March 3 • Game-high 26 points, career-high 14 rebounds and 8 for 8 from the line in the win at Syracuse (his 11th double-double of the season) • Made 11 of 11 free throws in the second half (14 of 16 for the game) and scored a game-high 30 points in the home win over NC State • Made eight free throws in the final 3:44 • Tied his career high with 11 field goals and had five assists at Notre Dame • Led all scorers with 20 points and had four assists at home vs. Virginia • Went 9 for 12 from the floor and 0 for 5 FTs for 18 points against Duke • Game-high 25 points at NC State (scored 15 first-half points as UNC overcame a 7-0 start by NC State to take a 39-35 lead at the half) • Tied his career high with 11 FGs and set a career high with 20 attempts • Second time in three games he led UNC in points, rebounds (11) and assists (3) • Game-high 28 points and 13 rebounds and



led UNC with six assists at Virginia Tech when he played all but one minute and 39 seconds of a possible 50 minutes • Made a career-best 11 field goals vs. the Hokies • Scored 15 of his 28 as UNC built a 36-30 halftime lead • Career-high 13 rebounds and his fifth straight double-double at Pitt • Led UNC with 21 points and 11 boards at home vs. Pitt • Scored a career-high 35 points vs. Georgia Tech • Most points by a Tar Heel since Brice Johnson scored 39 at Florida State on 1/4/2016 • Became the fourth Tar Heel and ninth player overall to score 35 or more in the Smith Center (three times by Jamison and twice by both Joseph Forte and Hansbrough) • Made a career-best 17 of 18 from the free throw line (came into the game six of his last 16 from the line) • His free throw percentage of .944 for the game was the second best in UNC history for players with 18 or more attempts • The 17 made free throws were the most ever against Georgia Tech in any game, matched the second most by a Tar Heel in the Smith Center and were the most by a Tar Heel since Tyler Zeller made 20 vs. Maryland on 2/29/2012 • Also had a career-best seven offensive rebounds.

Made 7 of 11 shots from the floor and led Carolina in scoring (16), rebounds (6), assists (3) and steals (2) at Gonzaga • Had nine points and 10 rebounds in the win over Oregon, despite playing with a right corneal abrasion, an injury he suffered in the first half of the loss to Michigan • Tied his then-career-high with 20 points against Alabama • First career double-double with 18 points and a career-high 12 boards at UNCW.

#### BROOKS' CAREER STATS

Year	GP-GS	Min.	Ave.	FGM-A	Pct.	3FGM-A	Pct.	FTM-A	Pct.	Off	Def	Reb	Ave.	A	TO	B	S	Pts	Ave.
2017-18	37-16	540	14.6	65-123	.528	0-0	—	37-63	.587	61	67	128	3.5	20	33	11	11	167	4.5
2018-19	36-36	825	22.9	116-202	.574	0-0	—	53-83	.639	82	121	203	5.6	44	30	18	20	285	7.9
2019-20	32-31	1118	34.9	207-387	.535	2-7	.286	123-192	.641	103	170	273	8.5	63	66	17	17	539	16.8
<b>Totals</b>	<b>105-83</b>	<b>2483</b>	<b>23.6</b>	<b>388-712</b>	<b>.545</b>	<b>2-7</b>	<b>.286</b>	<b>213-338</b>	<b>.630</b>	<b>246</b>	<b>358</b>	<b>604</b>	<b>5.8</b>	<b>127</b>	<b>129</b>	<b>46</b>	<b>48</b>	<b>991</b>	<b>9.4</b>



2017-18	FG	3FG	FT	REB	PF	PTS	A	TO	B	S	MP
UNI*	5-6	0-0	4-4	3-3-6	2	14	2	3	0	0	18
Bucknell*	4-6	0-0	2-2	2-1-3	4	10	0	2	1	0	11
at Stanford*	0-1	0-0	0-0	0-3-3	4	0	0	2	0	0	12
vs. Portland*	3-6	0-0	0-0	1-1-2	1	6	1	1	0	1	16
vs. Arkansas*	2-6	0-0	0-0	1-2-3	0	4	0	0	1	0	19
vs. Michigan St*	1-6	0-0	0-1	3-3-6	0	2	0	3	1	1	20
Michigan*	3-5	0-0	2-3	3-1-4	3	8	2	0	0	0	24
at Davidson*	0-2	0-0	1-4	0-5-5	2	1	0	4	0	1	21
Tulane*	4-6	0-0	0-2	1-4-5	3	8	1	2	1	0	16
Western Carolina*	4-6	0-0	1-4	1-6-7	2	9	2	1	1	0	20
at Tennessee*	3-6	0-0	3-3	5-3-8	0	9	1	0	0	0	19
Wofford*	4-5	0-0	2-5	1-2-3	2	10	0	0	1	0	24
vs. Ohio State*	2-4	0-0	0-0	2-1-3	1	4	0	0	0	0	22
Wake Forest*	2-3	0-0	2-6	5-2-7	1	6	1	0	0	0	22
at Florida State*	0-2	0-0	0-0	2-4-6	3	0	0	0	0	0	15
at Virginia*	1-2	0-0	0-0	2-0-2	3	2	1	3	0	0	17
Boston College	2-2	0-0	0-0	1-3-4	3	4	0	1	0	1	16
at Notre Dame	2-2	0-0	0-0	1-2-3	0	4	1	2	1	0	14
Clemson	1-1	0-0	0-0	0-3-3	3	2	0	1	1	0	11
Georgia Tech	0-0	0-0	2-2	1-0-1	1	2	1	3	0	0	8
at Virginia Tech	1-1	0-0	0-0	0-1-1	1	2	0	0	0	0	14
NC State	3-3	0-0	2-3	0-1-1	2	8	1	0	0	1	15
at Clemson	1-3	0-0	0-0	2-2-4	3	2	1	0	0	0	17
Pitt	5-6	0-0	0-1	2-0-2	3	10	1	2	0	3	18
Duke	0-1	0-0	0-0	4-1-5	0	0	0	0	0	1	12
at NC State	1-4	0-0	0-0	1-1-2	1	2	0	1	0	0	7
Notre Dame	0-0	0-0	0-0	1-0-1	1	0	0	0	0	0	7
at Louisville	0-1	0-0	1-2	2-1-3	3	1	0	0	0	0	9
at Syracuse	0-0	0-0	0-0	0-0-0	0	0	0	0	0	0	2
Miami	1-2	0-0	0-0	3-3-6	1	2	0	0	0	0	7
at Duke	2-4	0-0	0-0	2-1-3	3	4	0	0	1	0	11
vs. Syracuse (ACC)	0-1	0-0	3-4	2-1-3	2	3	0	0	1	0	8
vs. Miami	2-3	0-0	1-2	1-2-3	1	5	1	0	1	0	9
vs. Duke	3-7	0-0	4-6	3-1-4	3	10	0	1	0	1	16
vs. Virginia	0-1	0-0	3-4	2-1-3	2	3	0	0	0	0	14
vs. Lipscomb (NCAA)	2-3	0-0	3-4	0-1-1	2	7	3	1	0	1	16
vs. Texas A&M	1-6	0-0	1-1	1-1-2	2	3	0	0	0	0	14

2018-19	FG	3FG	FT	REB	PF	PTS	A	TO	B	S	MP
at Wofford*	9-15	0-0	2-3	3-2-5	1	20	0	2	0	1	25
at Elon*	3-5	0-0	1-2	5-1-6	0	7	1	1	0	3	16
Stanford*	5-8	0-0	2-2	2-6-8	3	12	1	1	1	0	16
Tennessee Tech*	3-5	0-0	1-2	1-6-7	2	7	0	1	1	1	17
Saint Francis*	3-4	0-0	1-2	1-2-3	4	7	0	1	1	0	12
vs. Texas*	3-5	0-0	3-5	5-3-8	5	9	1	2	0	1	21
vs. UCLA*	0-3	0-0	2-2	0-1-1	4	2	0	0	2	1	20
at Michigan*	4-7	0-0	2-3	2-5-7	3	10	0	1	0	0	22
UNCW*	3-7	0-0	1-4	4-2-6	3	7	3	0	1	0	21
Gonzaga*	2-3	0-0	5-6	5-4-9	4	9	2	2	2	0	23
vs. Kentucky*	3-3	0-0	1-1	2-6-8	4	7	2	3	0	1	19
Davidson*	5-10	0-0	1-1	1-2-3	2	11	0	3	0	0	16
Harvard*	2-6	0-0	3-4	1-2-3	2	7	0	0	0	0	17
at Pitt*	4-8	0-0	1-1	3-5-8	4	9	5	0	2	2	28
at NC State*	3-4	0-0	5-5	1-6-7	4	11	5	0	1	0	24
Louisville*	2-3	0-0	1-1	0-0-0	4	5	1	2	0	0	13
Notre Dame*	2-8	0-0	0-3	5-3-8	0	4	2	1	0	0	26
at Miami*	2-5	0-0	0-0	2-5-7	3	4	1	2	0	0	28
Virginia Tech*	5-7	0-0	2-3	3-2-5	2	12	0	0	0	0	29
at Georgia Tech*	1-5	0-0	1-4	2-7-9	3	3	1	0	1	2	26
at Louisville*	6-9	0-0	0-1	2-2-4	3	12	0	0	0	1	23
NC State*	4-4	0-0	0-0	5-5-10	3	8	6	0	0	0	22
Miami*	3-6	0-0	0-0	1-5-6	1	6	2	0	0	1	32
Virginia*	5-8	0-0	2-2	5-3-8	3	12	3	1	0	1	32
at Wake Forest*	2-3	0-0	0-0	1-6-7	4	4	2	1	1	0	26
at Duke*	6-7	0-0	2-2	3-5-8	1	14	0	0	0	2	29
Florida State*	1-2	0-0	2-2	0-3-3	2	4	0	1	1	0	22
Syracuse*	4-5	0-0	0-0	1-1-2	5	8	1	1	0	0	19
at Clemson*	3-7	0-0	0-1	2-1-3	4	6	1	1	0	0	26
at Boston College*	2-5	0-0	0-0	1-4-5	2	4	0	0	0	1	26
Duke*	3-5	0-0	4-10	3-2-5	3	10	1	0	2	0	29
vs. Louisville (ACC)*	4-5	0-0	3-5	0-1-1	4	11	0	2	1	0	23
vs. Duke*	1-1	0-0	0-0	2-3-5	5	2	0	0	0	0	22
vs. Iona (NCAA)*	4-8	0-0	2-2	3-5-8	4	10	0	0	0	1	27
vs. Washington*	2-4	0-0	1-2	3-2-5	0	5	3	1	0	1	20
vs. Auburn*	2-2	0-0	2-2	2-2-4	3	6	1	0	1	0	27

2019-20	FG	3FG	FT	REB	PF	PTS	A	TO	B	S	MP
Notre Dame*	4-7	0-0	2-3	3-6-9	3	10	2	3	3	1	39
at UNCW*	5-9	0-0	8-10	4-8-12	1	18	2	2	0	1	33
Gardner-Webb*	1-3	0-0	4-4	0-6-6	3	6	5	3	0	0	30
Elon*	6-12	0-0	2-5	3-3-6	0	14	3	1	0	2	33
vs. Alabama*	7-13	0-0	6-8	2-5-7	3	20	1	5	1	0	36
vs. Michigan*	6-13	0-0	1-4	4-4-8	1	13	0	3	0	0	33
vs. Oregon*	4-6	0-0	1-1	2-8-10	4	9	1	3	3	0	32
Ohio State*	3-7	0-1	2-2	5-2-7	3	8	0	1	1	0	28
at Virginia*	2-5	0-0	2-2	3-5-8	3	6	2	0	0	0	33
Wofford*	8-10	0-0	1-3	2-10-12	4	17	1	1	1	0	33
at Gonzaga*	7-11	0-0	2-3	2-4-6	3	16	3	1	0	2	31
vs. UCLA*	5-11	0-0	2-6	2-7-9	2	12	1	2	0	2	36
Yale*	5-11	0-0	1-4	2-9-11	2	11	2	1	2	0	35
Georgia Tech*	9-18	0-0	17-18	7-4-11	5	35	2	1	0	1	36
Pittsburgh*	9-12	1-1	2-5	3-7-10	3	21	1	1	0	1	37
Clemson*	6-15	0-1	1-3	4-7-11	3	13	1	1	0	1	37
at Pittsburgh*	7-15	0-0	2-8	6-7-13	1	16	1	3	0	0	38
at Virginia Tech*	11-18	0-1	6-8	1-12-13	3	28	6	4	0	0	48
Miami*	7-11	0-1	0-1	1-4-5	3	14	2	0	0	0	27
at NC State*	11-20	0-1	3-5	6-5-11	1	25	3	2	0	0	38
Boston College*	5-15	0-0	0-7	6-4-10	1	10	2	3	0	0	34
at Florida State*	2-8	0-0	1-2	4-0-4	4	5	2	0	0	1	34
Duke*	9-12	0-0	0-5	1-4-5	3	18	2	5	2	1	36
at Wake Forest*	0-5	0-0	7-8	2-3-5	4	7	1	2	0	1	29
Virginia*	9-14	1-1	1-4	3-2-5	3	20	4	2	0	1	36
at Notre Dame*	11-18	0-0	0-2	3-4-7	4	22	5	4	0	1	36
at Louisville	DNP – illness										
NC State*	8-15	0-0	14-16	4-5-9	0	30	1	2	0	0	37
at Syracuse*	9-14	0-0	8-8	4-10-14	4	26	4	5	2	0	37
Wake Forest	9-12	0-0	7-11	2-5-7	2	25	1	2	0	0	35
at Duke*	9-22	0-0	8-10	9-4-13	3	26	0	0	0	1	37
vs. VA Tech* (ACC)	6-11	0-0	8-10	1-3-4	0	20	2	1	1	0	34
vs. Syracuse*	7-14	0-0	4-6	1-3-4	3	18	0	2	1	0	37

**2018-19:** Carolina's defensive player of the year • Started all 36 games at the '5' • Led the team in field goal percentage (.574) • Second in offensive rebounds (82) and was third in rebounding (5.6) • Had five offensive rebounds six times • Led UNC with 12 defensive player of the game awards (20 in two seasons) • Defensive player of the game in three of UNC's five post-season games and five of the last 10 contests • Scored in double figures 12 times (UNC was 10-2 in those games) • Led UNC in assists in three ACC games (all wins) • Had 11 assists and no turnovers in 48 minutes in the two wins over NC State • Made 52 of 81 field goals (.642) in the last 16 games.

**2018-19 Game Highlights:** Received stitches in his lower lip and had two teeth damaged when he took an elbow to the face in the first half of the Washington game • Missed the last 12 minutes of the first half, but returned to play almost 15 minutes in the second half • Had 10 points and eight rebounds against Iona in the NCAA first round – scored eight of his 10 in the second half.

Scored 11 points in the ACC quarterfinal win over Louisville, marking the first time as a sophomore he scored in double figures in consecutive games (second time in his career) • Had 10 points and two blocks in home win over Duke – offensive rebound and jam gave UNC a 66-60 lead • Was the third straight game he scored in double figures vs. the Blue Devils • Made two key plays in the 81-79 win at Clemson – hit a 15-foot, baseline jumper as the shot clock expired to stop a 6-0 Tiger run, then teamed with Coby White to force a turnover with four seconds left on the final play of the game to preserve the victory • Carolina's defensive player of the game vs. Florida State (the Tar Heels held the Seminoles to almost 19 points below their season scoring average and limited FSU to 18 field goals and a season-low 30.5 percent shooting from the floor) • Made 6 of 7 field goals, scored 14 points, grabbed eight rebounds and played stellar defense in the win at No. 1 Duke • The 14 points tied his second-highest scoring game as a Tar Heel and were the most he scored since the first game of the season • Scored 12 points and had eight rebounds in the loss to Virginia (had five offensive rebounds, two more than the entire Virginia team) • Was 4 for 4 from the floor, had a career-high 10 rebounds (five on both ends) and a career-high six assists with no turnovers in home win over NC State • Made 6 of 9 field goals and scored 12 points (eight in the second half) in the win at Louisville • Tied his career high with nine rebounds at Georgia Tech • Scored 11 of his 12 points in the first half as UNC built a 14-point lead in the win over 10th-ranked Virginia Tech • Perhaps his finest all-around game as a Tar Heel in the 90-82 win at NC State when he had 11 points, seven rebounds, five assists, no turnovers and was the defensive player of the game • Was

the second game in a row he led UNC in assists, something he didn't do in his first 50 college games • Then-career-high five assists plus eight points, nine boards and zero turnovers at Pitt (first time he led UNC in assists) • Then-career-high nine rebounds vs. Gonzaga (tied his career best with five offensive boards that led to seven UNC points) • Tied his career high with five offensive rebounds vs. Texas • Had 12 points and eight boards against Stanford • Career-high 20 points in the season-opening win at Wofford • Made nine field goals in 15 attempts, both career highs (made five field goals twice last year and attempted seven field goals once) • Scored 13 first-half points helping UNC build a seven-point lead.

**2017-18:** Averaged 4.5 points and 3.5 rebounds in 14.6 minutes per game (most among the non-starters) • Started the first 16 games at the '5' • Made 65 of 123 shots (52.8 percent) from the floor • Had the second-highest FG percentage on the team among players averaging 10-plus minutes • Carolina's defensive player of the game eight times, including the ACC championship game and the NCAA first round game (Northern Iowa, Arkansas, Michigan State, Notre Dame, NC State, at Duke, vs. Virginia, vs. Lipscomb) • Was 27 for 49 from the floor (.551) in ACC regular season and Tournament play • Second on the team with 61 offensive rebounds • Averaged 12.6 minutes in the last seven games (at Duke plus the post-season) after playing 6.4 minutes in the previous five games • Was 15 of 21 from the free throw line in the last six games (had attempted 16 free throws in the previous 20 games).

UNC's defensive player of the game against Virginia in the ACC championship game • Scored 10 points in 16 minutes (his fifth double-figure scoring game of the year and second in ACC play) in the ACC semifinal win over Duke • His eight points in the first half against the Blue Devils in Brooklyn marked the first time he led UNC in scoring in any half • First-half dunk and layup after a pass from a seated Theo Pinson were featured as two of SportsCenter's top 10 plays that evening • UNC's defensive player of the game at Duke – had four points, three rebounds and a block at Cameron • Six rebounds in seven minutes vs. Miami • Had four offensive rebounds in home win against Duke • Scored in double figures for the first time in ACC play with 10 points on 5 of 6 shooting against Pitt • Eight points at home vs. NC State, his top scoring game since Wofford (10) • Key basket with under four minutes to play in the win over Clemson • Nine points, eight rebounds (five offensive) and 3 for 3 from the line in the 78-73 win at #20 Tennessee • His five offensive boards directly led to eight points • Gave UNC a 67-66 lead with a layup • Nine points and seven rebounds vs. WCU • Had eight points and five rebounds against Tulane • Eight points and four rebounds vs. Michigan • Started his first college game against Northern Iowa and was Carolina's second-leading scorer with 14 points • Made 5 of 6 field goals and all four of his free throw attempts and was UNC's defensive player of the game • Most points by a Tar Heel in his first college game since Harrison Barnes had 14 in 2010-11 • First to start at the '5' in UNC's opener since Tyler Zeller in 2008-09.

**Prep:** Played for coaches Frank Tolbert and Chris Brandt at Auburn High School • Earned first-team all-state honors once and second-team honors twice • Opelika-Auburn News Player of the Year • Played in the Alabama-Mississippi All-Star game • Averaged 14.3 points, 9.1 rebounds and 2.3 blocks as a senior and broke the school record for career blocks with 334 • Scored 1,457 points and grabbed 1,116 rebounds in his four years, becoming the second player in Auburn High history with 1,000 or more in both categories • Earned first-team all-state, all-region and all-area honors and was runner-up for Class 7A state player-of-the-year honors • Led Auburn to the 2017 7A state championship finals.

**Personal:** Born Garrison O'Neal Brooks on June 29, 1999, in Meridian, Miss. • Son of Chris and Tammara Colquitt • Majoring in communication studies.







## #21 – STERLING MANLEY

### 6-11, 250, Red-Shirt Junior, Forward/Center, Pickerington, Ohio



**2019-20:** Medical red-shirt season.

**2018-19:** Played limited minutes in six of the last eight games since returning from a 16-game absence due to right knee soreness • Missed the last non-conference game and the first 15 ACC games • Averaged 3.5 points and 2.9 rebounds • Eight points and a season-high 10 rebounds against UNCW • Eight boards vs. Saint Francis • Season-high 13 points on 6 of 8 shooting from the floor against Tennessee Tech (his second-highest career scoring effort) • Had 11 points and eight rebounds at Elon.

**2017-18:** Averaged 5.4 points and 3.6 rebounds in 10.0 minutes per game • Had 49 offensive rebounds, fourth most on the team • Shot 56.6 percent from the floor, highest percentage on the team among players averaging 10 minutes a game • Fourth on the team in free throw attempts (54 for 78) • Was 31 for 38 from the free throw line in ACC games (.816) • Had 10 rebounds in NCAA first round against Lipscomb • Six points in seven minutes against Syracuse in the ACC second round and six points in nine minutes against Duke in the semifinals • Set his ACC scoring high with 12 points and added six boards (five offensive) and a season-best two assists and a block in the win at Syracuse • Scored eight points in nine minutes at Louisville • Scored his ACC-best 10 points in just seven minutes against Pitt • Played a season-high 20 minutes at Clemson and had six points and six boards • Tied his ACC scoring high with nine points against Georgia Tech • Carolina's leading scorer off the bench with seven points and had four rebounds in the win at Notre Dame • Nine points and five rebounds against Boston College, his top scoring output since 12/17 at Tennessee • Six points and four offensive rebounds at Florida State • Scored in double figures for the second time with 10 points and added eight rebounds in win at Tennessee • Key contributor in Carolina's win at Davidson – scored six points in a stretch midway through the second half in which UNC extended its lead to double figures • Registered his first double-double with 16 points and 13 rebounds in just 17 minutes against Bucknell • Scored 10 points in a 28-18 UNC run after Bucknell closed to within 59-58 • Scored nine points and grabbed eight rebounds (three offensive) in his college debut vs. Northern Iowa.

**Prep:** Played for Coach Eric Kruger at Pickerington Central High School • Averaged 16.1 points and 8.5 rebounds as a senior and 12 points, 7.4 rebounds and three blocks as a junior • Helped lead Pickerington to a 26-3 record and a berth in the state semifinals in 2017 • Had 23 points, nine rebounds and four blocks in the regional final • Spent 10 days in Italy playing for an all-star team from Ohio after his sophomore year • Honor



2017-18	FG	3FG	FT	REB	PF	PTS	A	TO	B	S	MP
UNI	3-4	0-0	3-5	3-5-8	0	9	1	0	0	0	14
Bucknell	6-10	0-0	4-5	7-6-13	0	16	0	2	2	0	17
at Stanford	3-4	0-0	1-1	2-3-5	4	7	0	3	0	0	12
vs. Portland	1-4	0-0	3-4	1-7-8	3	5	1	2	1	1	14
vs. Arkansas	1-1	0-0	2-2	0-2-2	0	4	0	2	0	0	8
vs. Michigan St	0-2	0-0	0-0	0-1-1	3	0	0	0	0	0	10
Michigan	2-3	0-0	0-0	1-5-6	1	4	1	3	1	0	13
at Davidson	2-2	0-0	3-5	0-4-4	1	7	0	0	1	0	10
Tulane	3-4	0-0	1-4	0-3-3	2	7	0	1	0	0	14
Western Carolina	3-4	0-0	3-6	2-2-4	0	9	0	3	2	0	13
at Tennessee	5-8	0-0	0-2	4-4-8	3	10	1	1	1	0	19
Wofford	1-2	0-0	1-3	2-1-3	2	3	0	0	1	0	7
vs. Ohio State	0-2	0-0	1-2	0-2-2	1	1	1	0	0	0	11
Wake Forest	1-3	0-0	0-0	1-1-2	2	2	0	0	3	0	8
at Florida State	2-3	0-0	2-2	4-1-5	0	6	1	0	0	0	15
at Virginia	0-2	0-0	4-4	4-3-7	1	4	0	3	0	0	12
Boston College	4-8	0-0	1-1	3-2-5	1	9	1	1	1	0	11
at Notre Dame	3-5	0-0	1-2	2-2-4	1	7	0	1	1	0	10
Clemson	1-2	0-0	1-1	0-1-1	2	3	0	0	0	0	5
Georgia Tech	4-4	0-0	1-2	2-1-3	0	9	0	0	0	0	12
at Virginia Tech	0-2	0-0	0-0	0-1-1	3	0	1	1	2	0	8
NC State	0-0	0-0	1-2	0-0-0	1	1	0	3	0	1	5
at Clemson	3-6	0-0	0-0	2-4-6	3	6	1	1	2	0	20
Pitt	3-4	0-0	4-4	0-1-1	1	10	0	1	1	0	7
Duke	0-1	0-0	4-4	0-1-1	0	4	0	0	0	0	4
at NC State	2-2	0-0	1-1	1-1-2	3	5	0	1	1	0	8
Notre Dame	1-1	0-0	2-4	0-3-3	0	4	0	0	0	0	7
at Louisville	3-3	0-0	2-2	0-2-2	1	8	0	1	1	0	9
at Syracuse	4-10	0-0	4-5	5-1-6	0	12	2	1	1	0	17
Miami	0-0	0-0	1-2	0-0-0	1	1	0	0	0	0	4
at Duke	0-1	0-0	0-0	0-0-0	0	0	0	0	0	0	1
vs. Syracuse (ACC)	2-5	0-0	2-2	2-1-3	0	6	0	0	0	0	7
vs. Miami	2-2	0-0	0-0	0-1-1	1	4	0	1	1	0	6
vs. Duke	3-6	0-0	0-0	1-1-2	2	6	0	0	0	0	9
vs. Virginia	0-1	0-0	0-0	0-0-0	0	0	0	0	0	0	2
vs. Lipscomb (NCAA)	3-4	0-0	0-0	0-10-10	0	6	0	0	1	0	10
vs. Texas A&M	2-4	0-0	1-1	0-1-1	1	5	0	0	0	0	10

2018-19	FG	3FG	FT	REB	PF	PTS	A	TO	B	S	MP
at Wofford	0-1	0-0	0-2	1-1-2	1	0	0	1	0	0	8
at Elon	5-10	0-0	1-1	2-6-8	1	11	0	1	1	0	15
Stanford	2-7	0-0	0-0	2-3-5	5	4	0	0	1	0	14
Tennessee Tech	6-8	0-0	1-1	3-1-4	4	13	1	2	1	2	17
Saint Francis	2-2	0-0	2-3	0-8-8	0	6	0	0	1	0	15
vs. Texas	0-2	0-0	0-0	0-4-4	2	0	2	4	0	0	8
vs. UCLA	1-1	0-0	0-0	0-2-2	1	2	0	1	0	0	7
at Michigan	0-1	0-0	0-0	0-0-0	2	0	0	0	0	0	4
UNCW	3-4	0-0	2-5	3-7-10	2	8	0	1	2	1	18
Gonzaga	1-1	0-0	0-0	0-1-1	1	2	0	0	0	0	11
vs. Kentucky	1-1	0-0	0-0	1-2-3	1	2	0	0	1	0	10
Davidson	1-2	0-0	3-4	1-3-4	2	5	0	2	1	0	13
next 16 games	DNP - left knee soreness										
at Clemson	0-0	0-0	1-2	0-0-0	0	1	1	0	0	0	1
at Boston College	0-0	0-0	0-1	1-1-2	1	0	0	0	0	1	2
Duke	DNP										
vs. Louisville (ACC)	1-2	0-0	0-0	0-0-0	0	2	0	0	0	0	2
vs. Duke	DNP										
vs. Iona (NCAA)	1-1	0-0	0-0	0-0-0	0	2	0	0	0	0	2
vs. Washington	0-0	0-0	0-0	0-0-0	2	0	0	0	0	0	2
vs. Auburn	2-2	0-0	1-1	0-0-0	0	5	0	0	0	0	1

student.

**Personal:** Born Sterling Montgomery Manley on Dec. 18, 1998 • Son of Eric and Kim Manley • His great, great uncle Willie Thrower played at Michigan State, where he won a national championship in 1952, and was the first black quarterback in the NFL (playing for the Chicago Bears in 1953) • Majoring in media and journalism • Earned admission in October 2020 to the Hussman School of Journalism and Media.

MANLEY'S CAREER STATS													
Year	GP-GS	Min.	Ave.	FGM-A	Pct.	3FGM-A	Pct.	FTM-A	Pct.	Off	Def	Reb	Ave.
2017-18	37-0	369	10.0	73-129	.566	0-0	–	54-78	.692	49	84	133	3.6
2018-19	18-0	149	8.3	26-45	.578	0-0	–	11-20	.550	14	39	53	2.9
Totals	55-0	518	9.4	99-174	.569	0-0	–	65-98	.663	63	123	186	3.4
										15	44	32	6
													263
													4.8



## #22 – WALKER MILLER

### 6-11, 235, Senior, Forward/Center, Greensboro, N.C.



**At Carolina:** Won the Marvin Williams Carolina Way Award last season • That award is presented to the Tar Heel who best exemplifies playing hard, being unselfish and thinking of his team first • Scored 32 points and has 28 rebounds in 62 games • Career-high four points against Virginia Tech as a sophomore and at Gonzaga on 12/18/19 • Was plus 5 in three minutes at home against Duke • made 1 of 2 free throws in overtime, his first FT attempts since 12/18/19 • Played a career-high 15 minutes and had a career-high four rebounds at Wake Forest (had played 29 minutes all year prior to that game) • Carolina's defensive player of the game at Louisville.

**Prep:** Played for Coach Nick Whitmore at New Hampton Prep in New Hampton, N.H. • Was team captain and an all-region selection and led New Hampton to a state title • Honors student • Teammate of UNC's Andrew Platek with the Albany City Rocks on the Nike EYBL circuit.

**Personal:** Born Walker Bryon Miller on August 16, 1997, in Greensboro, N.C. • Son of Ken Miller and Gail Boulton • Has four brothers and sisters (Wes, Lauren, Matthew and Bo) • His brother, Wes, played at Carolina from 2004-07 and was a member of the 2005 national championship team • Wes started at shooting guard in 2006, was a member of the 2007 ACC Tournament champions and is currently the head coach at UNCG • Wears No. 22, the same number his brother wore at UNC • His father, Ken, played baseball at Wake Forest • Majoring in exercise and sport science/ sports administration with a minor in business administration.

2019-20	FG	3FG	FT	REB	PF	PTS	A	TO	B	S	MP
Notre Dame	0-0	0-0	0-0	0-0-0	0	0	0	0	0	0	0+
at UNCW	0-0	0-0	0-0	0-0-0	0	0	0	0	0	0	2
Gardner-Webb	0-0	0-0	0-0	0-1-1	0	0	1	0	0	0	1
Elon	0-1	0-0	0-0	0-2-2	0	0	0	0	0	0	2
vs. Alabama				DNP							
vs. Michigan	0-0	0-0	0-0	0-0-0	0	0	0	0	0	0	2
vs. Oregon	0-0	0-0	0-0	0-0-0	0	0	0	0	0	0	0+
Ohio State	0-1	0-0	0-0	0-1-1	1	0	0	0	0	0	6
at Virginia	0-0	0-0	0-0	0-0-0	0	0	0	0	0	0	1
Wofford				DNP							
at Gonzaga	1-1	0-0	2-2	0-1-1	0	4	1	0	0	0	8
vs. UCLA	0-0	0-0	0-0	0-0-0	0	0	0	0	0	0	0+
Yale				DNP							
Georgia Tech	0-1	0-0	0-0	0-0-0	1	0	0	0	0	0	2
Pittsburgh				DNP							
Clemson				DNP							
at Pittsburgh				DNP							
at Virginia Tech				DNP							
Miami	0-0	0-0	0-0	0-2-2	0	0	0	1	0	0	3
at NC State				DNP							
Boston College				DNP							
at Florida State				DNP							
Duke	0-0	0-0	1-2	0-0-0	1	1	0	0	0	0	3
at Wake Forest	1-3	0-0	0-0	2-2-4	2	2	0	1	1	0	15
Virginia				DNP							
at Notre Dame	0-0	0-0	0-0	1-1-2	0	0	0	0	0	0	2
at Louisville	0-0	0-0	0-0	0-0-0	0	0	0	2	0	0	8
NC State	0-0	0-0	0-0	0-0-0	0	0	0	0	0	0	1
at Syracuse	0-0	0-0	0-0	0-0-0	0	0	0	0	0	0	1
Wake Forest	0-0	0-0	0-0	0-0-0	0	0	0	0	0	0	0+
at Duke	1-1	0-0	0-0	0-0-0	1	2	0	1	0	0	3
vs. VA Tech (ACC)	0-0	0-0	0-0	1-0-1	1	0	0	0	0	0	2
vs. Syracuse	1-2	0-0	0-0	0-0-0	0	2	0	0	0	0	2

2017-18	FG	3FG	FT	REB	PF	PTS	A	TO	B	S	MP
UNI	0-2	0-0	0-0	0-0-0	2	0	1	0	0	0	5
Bucknell				DNP							
at Stanford	0-0	0-0	0-0	0-1-1	0	0	0	0	0	0	2
vs. Portland	0-0	0-0	0-0	0-0-0	0	0	1	0	1	0	2
vs. Arkansas				DNP							
vs. Michigan St				DNP							
Michigan	1-1	0-0	0-0	0-0-0	0	2	0	0	0	0	1
at Davidson	0-0	0-0	0-0	0-0-0	0	0	0	0	0	0	1
Tulane	0-0	0-0	0-0	0-1-1	0	0	0	0	0	0	3
Western Carolina	1-2	0-0	1-1	0-1-1	0	3	1	0	0	0	3
at Tennessee				DNP							
Wofford				DNP							
vs. Ohio State	0-0	0-0	0-0	0-0-0	0	0	0	0	0	0	0+
Wake Forest				DNP							
at Florida State				DNP							
at Virginia	0-0	0-0	0-0	0-0-0	0	0	0	0	0	0	1
Boston College	0-1	0-0	0-0	1-1-2	0	0	0	0	0	0	1
at Notre Dame				DNP							
Clemson				DNP							
Georgia Tech	0-0	0-0	0-0	0-0-0	0	0	0	0	0	0	1
at Virginia Tech	0-0	0-0	0-0	0-0-0	0	0	0	0	0	0	0+
NC State				DNP							
at Clemson				DNP							
Pitt	0-0	0-0	0-0	0-0-0	0	0	0	0	1	0	2
Duke				DNP							
at NC State				DNP							
Notre Dame	0-0	0-0	0-0	0-0-0	0	0	0	0	0	0	1
at Louisville				DNP							
at Syracuse				DNP							
Miami				DNP							
at Duke				DNP							
vs. Syracuse (ACC)	0-0	0-0	0-0	0-1-1	0	0	0	0	0	0	1
vs. Miami	0-0	0-0	0-0	0-0-0	0	0	1	0	0	0	1
vs. Duke				DNP							
vs. Virginia				DNP							
vs. Lipscomb (NCAA)	0-1	0-0	0-0	0-0-0	0	0	0	0	0	0	1
vs. Texas A&M	0-0	0-0	0-0	0-0-0	0	0	0	0	0	0	1

2018-19	FG	3FG	FT	REB	PF	PTS	A	TO	B	S	MP
at Wofford				DNP							
at Elon				DNP – strained calf							
Stanford	0-0	0-0	0-1	0-1-1	0	0	0	0	0	0	2
Tennessee Tech	1-1	0-0	1-2	0-2-2	0	3	1	0	0	0	3
Saint Francis	0-0	0-0	0-0	0-0-0	0	0	0	0	0	0	1
vs. Texas				DNP							
vs. UCLA	0-0	0-0	0-0	0-0-0	0	0	0	0	0	0	1
at Michigan	0-0	0-0	0-0	0-0-0	0	0	0	0	0	0	1
UNCW	1-3	0-0	0-0	0-0-0	0	2	0	0	0	0	2
Gonzaga	0-0	0-0	0-0	0-0-0	0	0	0	0	0	0	1
vs. Kentucky	0-0	0-0	0-0	0-0-0	0	0	0	0	0	0	0+
Davidson	1-1	0-0	0-0	0-0-0	0	2	0	0	0	0	1
Harvard				DNP – toe							
at Pitt	0-0	0-0	0-0	0-1-1	0	0	0	0	0	0	3
at NC State				DNP							
Louisville	1-1	0-0	1-2	0-0-0	0	3	0	0	0	0	1
Notre Dame				DNP							
at Miami				DNP							
Virginia Tech	2-3	0-0	0-0	1-0-1	0	4	0	0	0	0	2
at Georgia Tech	0-1	0-0	0-0	0-0-0	0	0	0	1	0	0	2
at Louisville				DNP							
NC State	1-1	0-0	0-0	0-0-0	1	2	0	0	1	0	3
Miami				DNP							
Virginia				DNP							
at Wake Forest	0-0	0-0	0-0	0-1-1	0	0	0	0	0	1	3
at Duke				DNP							
Florida State	0-0	0-0	0-0	0-0-0	0	0	0	0	0	0	1
Syracuse				DNP							
at Clemson				DNP							
at Boston College	0-0	0-0	0-0	0-1-1	0	0	0	0	0	0	1
Duke				DNP							
vs. Louisville (ACC)				DNP							
vs. Duke				DNP							
vs. Iona (NCAA)	0-0	0-0	0-0	0-0-0	0	0	0	0	0	0	0+
vs. Washington	0-1	0-0	0-0	0-0-0	0	0	0	0	0	0	1
vs. Auburn				DNP							

MILLER'S CAREER STATS													
Year	GP-GS	Min.	Ave.	FGM-A	Pct.	3FGM-A	Pct.	FTM-A	Pct.	Off	Def	Reb	Ave.
2017-18	20-0	29	1.5	2-7	.286	0-0	–	1-1	1.000	1	6	7	0.4
2018-19	19-0	30	1.6	7-12	.583	0-0	–	2-5	.400	1	6	7	0.4
2019-20	23-0	63	2.7	4-10	.400	0-0	–	3-4	.750	4	10	14	0.6
<b>Totals</b>	<b>62-0</b>	<b>122</b>	<b>2.0</b>	<b>13-29</b>	<b>.448</b>	<b>0-0</b>	<b>–</b>	<b>6-10</b>	<b>.600</b>	<b>6</b>	<b>22</b>	<b>28</b>	<b>0.5</b>





**#24 – KERWIN WALTON**  
**6-5, 205, Freshman, Guard, Hopkins, Minn.**



**PREP**

Averaged 26 points and 11 rebounds as a senior at Hopkins High School in Minnetonka, Minn., a suburb of Minneapolis. • Played for Coach Ken Novak • Named to the Star Tribune's All-Metro first team as a senior after leading the Royals to a 24-5 record and the 4-A section title • Hopkins was the state champion in 2019.

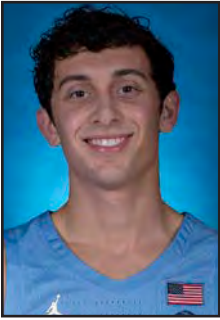
**PERSONAL**

Born Kerwin Kamal Walton on Oct. 20, 2001, in Robbinsdale, Minn. • Son of Kerwin Walton and Dolores Perry • Chose No. 24 to honor Kobe Bryant • Excels at badminton and drawing.





## #25 – CREIGHTON LEBO 6-1, 160, Freshman, Guard, Wilson, N.C.



### PREP

Graduated from the Greenfield School in Wilson, N.C., where he played two seasons for Coach Rob Salter • Same high school as former Tar Heel Coby White • Selected to play in the North Carolina Independent Schools All-Star Game • Averaged 17 points in leading Greenfield to the 2019 1-A NCISAA state championship • Also attended J.H. Rose High School in Greenville, N.C.


### PERSONAL

Born Brian C Lebo on Sept. 8, 2001, in Cookeville, Tenn. • Son of Jeff and Melissa Lebo •

His dad played for the Tar Heels from 1985-89 (totaling 1,567 points, 580 assists and 42.8 percent from three-point range, second best in UNC history) and was a head coach for 20 seasons at Tennessee Tech, Chattanooga, Auburn and East Carolina • Member of the National Honor Society.



## #34 – DUWE FARRIS 6-6, 205, Sophomore, Forward, Charlotte, N.C.



### PREP

Played for Coach Scott Taylor at Myers Park High School in Charlotte • Averaged 9.9 points and 4.5 rebounds as a senior • Led Myers Park to a 22-9 overall record and 11-3 mark in conference play • Three-year starter.

### PERSONAL

Born Duwe Gallagher Farris on Sept. 1, 2000 • Son of Rip and Blair Farris • Played on the UNC Junior Varsity team in 2019-20 • Is a fourth-generation Tar Heel student-athlete • His father, Ray III, known as Rip, ran track at UNC in the late 1980s • His grandfather, Ray Jr., was quarter-

back from 1959-61, and later served on UNC's Board of Governors • His great-grandfather, Ray, captained the football team in 1929 • His maternal grandfather, Doug Duwe, was an All-America swimmer at Texas in 1959 and 1961 • His sister, Sydeny, was graduated from UNC, and his brother, Oliver, is a high school senior • His mother owns a magazine devoted to interior design.







## #30 – K.J. SMITH

### 6-2, 170, Red-Shirt Senior, Guard, Calabasas, Calif.



Transferred from Pacific, where he made three starts in 2016-17 • Played in 24 games at Pacific as a freshman in 2016-17 • Scored in double figures three times for Pacific with a career-high 17 at Cal State Fullerton.

**2019-20:** Made his first start as a Tar Heel vs. Wofford due to the injury to Cole Anthony and had seven points and four assists in 26 minutes (had not scored in 22 minutes in the first nine games) • Had two assists against Oregon.

**2018-19:** Saw his first action as a Tar Heel after sitting out the 2017-18 season as a transfer •

Played in 22 games, scoring 21 points and collecting three rebounds and seven assists (against just three turnovers) • Scored a season-high five points against both Elon and UCLA.

**2016-17:** Played in 24 games as a freshman at the University of Pacific • Averaged 13.0 minutes per game • Scored 76 points • Scored in double figures three times – a season-high 17 vs. Cal-State Fullerton, 15 vs. Pacific Union and 10 vs. Portland • Made eight three-pointers

**Prep:** Finished his prep career at IMG Academy in Bradenton, Fla. • Played for Coach Gary McKnight at Mater Dei High School in Santa Ana, Calif. • Also attended Oaks Christian High School in Westlake Village, Calif. • As a senior at Mater Dei, he was team captain and led his team to a 29-5 record and league title • Team won the SoCal state title.

**Personal:** Born Kenneth Smith Jr. on June 26, 1996, in Houston • Son of Kenny Smith and Dawn Reavis • His father, a two-time NBA champion with the Houston Rockets, played at Carolina from 1983-87, was named National Player of the Year by Basketball Times in 1987; he finished his UNC career with 1,636 points and was Carolina's all-time leader in assists (768) and steals (195) • Won NBA titles in 1994 and 1995 when he teamed with Hakeem Olajuwon and Clyde Drexler • Kenny Sr. is an award-winning TV analyst for Turner Sports • K.J. is wearing the No. 30 that his father wore as a Tar Heel and hangs in the rafters of the Smith Center • Has three sisters – Kayla Brianna, an R&B singer, Monique Smith, an actress, and London Olivia – and a brother, Malloy Adrian • Majoring in communication studies and exercise and sport science/sports administration.



SMITH'S CAREER STATS																			
at PACIFIC	GP-GS	Min.	Ave.	FGM-A	Pct.	3FGM-A	Pct.	FTM-A	Pct.	Off	Def	Reb	Ave.	A	TO	B	S	Pts	Ave.
2016-17	24-3	325	13.5	28-77	.364	8-37	.216	12-24	.500	4	15	19	0.8	19	11	3	8	76	3.2
at UNC	GP-GS	Min.	Ave.	FGM-A	Pct.	3FGM-A	Pct.	FTM-A	Pct.	Off	Def	Reb	Ave.	A	TO	B	S	Pts	Ave.
2018-19	22-0	40	1.8	7-15	.467	3-7	.429	4-5	.800	1	2	3	0.1	7	3	1	0	21	1.0
2019-20	21-3	122	5.8	5-20	.250	1-10	.100	7-8	.875	2	11	13	0.6	16	9	0	5	18	0.9
<b>Totals</b>	<b>67-6</b>	<b>474</b>	<b>7.1</b>	<b>40-112</b>	<b>.357</b>	<b>12-54</b>	<b>.222</b>	<b>23-37</b>	<b>.622</b>	<b>7</b>	<b>28</b>	<b>35</b>	<b>0.5</b>	<b>42</b>	<b>23</b>	<b>4</b>	<b>13</b>	<b>115</b>	<b>1.7</b>

# K.J. Smith's Game-by-Game Stats

2016-17 (Pacific)	FG	3FG	FT	REB	PF	PTS	A	TO	B	S	MP
at UCLA	0-3	0-3	0-1	0-0-0	1	0	0	0	0	0	9
Green Bay				DNP							
at UC Irvine				DNP							
Wyoming				DNP							
at Nevada	0-0	0-0	0-0	0-0-0	0	0	0	1	0	0	1
Sacramento St.	2-4	1-3	0-0	0-2-2	2	5	2	0	0	0	14
at Cal St. Fullerton	5-6	1-2	6-7	0-2-2	2	17	4	2	0	0	30
at UMass	2-7	1-3	0-0	0-2-2	0	5	0	1	0	1	19
Rider	0-1	0-1	0-0	0-0-0	1	0	0	0	0	0	7
NC A&T	0-1	0-0	0-0	0-1-1	0	0	0	1	0	0	7
Fresno State	0-3	0-2	0-0	1-0-1	2	0	1	1	0	0	18
Kennesaw State*	1-2	0-1	0-0	0-0-0	1	2	2	0	0	0	21
Pacific Union*	5-13	2-7	3-5	2-1-3	0	15	2	2	1	3	27
Portland*	2-4	1-3	0-0	0-1-1	0	5	1	0	0	0	20
Gonzaga	0-1	0-0	0-0	0-0-0	0	0	0	1	0	0	6
at San Diego				DNP							
at BYU	2-5	0-2	0-2	0-1-1	0	4	0	0	0	2	15
Pepperdine				DNP							
at San Francisco	1-3	0-1	0-0	0-0-0	1	2	0	0	0	1	13
at Saint Mary's	1-2	0-1	0-0	0-0-0	0	2	0	0	0	0	6
BYU	1-1	0-0	0-1	0-0-0	0	2	0	0	0	0	9
at Loyola Marymount	0-0	0-0	0-0	0-0-0	0	0	0	0	2	0	4
San Francisco				DNP							
Saint Mary's	1-2	0-0	0-0	0-1-1	0	2	2	0	0	0	14
at Pepperdine	0-1	0-1	0-0	0-0-0	0	0	0	0	0	0	24
San Diego	0-0	0-0	0-0	0-0-0	0	0	0	0	0	0	2
Santa Clara	2-7	1-5	0-4	0-1-1	1	5	2	0	0	0	22
at Portland	3-4	1-2	3-4	1-2-3	3	10	1	1	0	1	19
at Gonzaga	0-5	0-0	0-0	0-1-1	0	0	2	1	0	0	15
at Santa Clara				DNP							
Loyola Marymount				DNP							
vs. Pepperdine (WCC)				DNP							
vs. Gonzaga	0-2	0-0	0-0	0-0-0	0	0	0	0	0	0	3

2018-19 (UNC)	FG	3FG	FT	REB	PF	PTS	A	TO	B	S	MP
at Wofford				DNP							
at Elon	2-2	1-1	0-0	0-0-0	0	5	0	0	0	0	4
Stanford	1-1	0-0	0-0	0-1-1	0	2	0	0	0	0	2
Tennessee Tech	1-1	0-0	0-0	0-0-0	0	2	1	1	1	0	3
Saint Francis	1-1	1-1	0-0	0-0-0	0	3	0	0	0	0	3
vs. Texas				DNP							
vs. UCLA	1-1	0-0	3-3	0-0-0	0	5	0	0	0	0	1
at Michigan	0-2	0-1	0-0	0-0-0	0	0	0	0	0	0	3
UNCW	0-3	0-3	0-0	0-0-0	0	0	0	0	0	0	2
Gonzaga	0-0	0-0	0-0	0-0-0	0	0	0	0	0	0	1
vs. Kentucky	0-0	0-0	0-0	0-0-0	0	0	0	0	0	0	0+
Davidson	0-0	0-0	0-0	0-0-0	1	0	1	0	0	0	1
Harvard	0-0	0-0	0-0	0-0-0	0	0	0	0	0	0	1
at Pitt	0-0	0-0	0-0	0-0-0	0	0	1	0	0	0	2
at NC State				DNP							
Louisville	0-0	0-0	0-0	0-0-0	0	0	1	0	0	0	1
Notre Dame				DNP							
at Miami				DNP							
Virginia Tech	0-0	0-0	0-0	0-0-0	0	0	1	0	0	0	2
at Georgia Tech	0-0	0-0	1-2	0-0-0	1	1	0	1	0	0	2
at Louisville				DNP							
NC State	0-1	0-0	0-0	0-0-0	0	0	0	0	0	0	2
Miami				DNP							
Virginia				DNP							
at Wake Forest	1-2	1-1	0-0	0-0-0	0	3	1	0	0	0	5
at Duke				DNP							
Florida State	0-0	0-0	0-0	0-1-1	0	0	1	0	0	0	1
Syracuse				DNP							
at Clemson				DNP							
at Boston College	0-1	0-0	0-0	0-0-0	0	0	0	1	0	0	1
Duke				DNP							
vs. Louisville (ACC)				DNP							
vs. Duke				DNP							
vs. Iona (NCAA)	0-0	0-0	0-0	0-0-0	1	0	0	0	0	0	1
vs. Washington	0-0	0-0	0-0	0-0-0	0	0	0	0	0	0	1
vs. Auburn	0-0	0-0	0-0	1-0-1	0	0	0	0	0	0	1

2019-20 (UNC)	FG	3FG	FT	REB	PF	PTS	A	TO	B	S	MP
Notre Dame				DNP							
at UNCW	0-1	0-0	0-0	0-0-0	1	0	0	0	0	0	1
Gardner-Webb	0-0	0-0	0-0	0-0-0	0	0	0	0	0	0	1
Elon	0-0	0-0	0-0	0-0-0	0	0	0	0	0	0	1
vs. Alabama	0-0	0-0	0-0	0-0-0	0	0	0	0	0	0	0+
vs. Michigan	0-0	0-0	0-0	0-0-0	1	0	0	0	0	0	1
vs. Oregon	0-0	0-0	0-0	0-0-0	0	0	2	1	0	0	8
Ohio State	0-2	0-1	0-0	0-1-1	0	0	1	1	0	0	7
at Virginia	0-0	0-0	0-0	0-0-0	0	0	0	0	0	0	2
Wofford*	2-7	1-5	2-2	2-1-3	0	7	4	2	0	0	26
at Gonzaga*	1-5	0-3	2-2	0-2-2	1	4	1	2	0	2	15
vs. UCLA*	0-1	0-1	0-0	0-0-0	2	0	0	0	0	1	9
Yale	0-0	0-0	0-0	0-1-1	0	0	0	0	0	1	6
Georgia Tech	1-1	0-0	0-0	0-0-0	0	2	1	1	0	0	10
Pittsburgh	0-0	0-0	1-2	0-0-0	1	1	1	0	0	1	3
Clemson	0-1	0-0	0-0	0-0-0	0	0	0	0	0	0	4
at Pittsburgh				DNP							
at Virginia Tech				DNP							
Miami	0-0	0-0	0-0	0-2-2	1	0	3	2	0	0	11
at NC State	1-2	0-0	0-0	0-4-4	1	2	1	0	0	0	12
Boston College				DNP							
at Florida State				DNP							
Duke				DNP							
at Wake Forest				DNP							
Virginia				DNP							
at Notre Dame				DNP							
at Louisville	0-0	0-0	2-2	0-0-0	0	2	1	0	0	0	2
NC State				DNP							
at Syracuse	0-0	0-0	0-0	0-0-0	0	0	0	0	0	0	1
Wake Forest				DNP							
at Duke				DNP							
vs. VA Tech (ACC)	0-0	0-0	0-0	0-0-0	0	0	0	0	0	0	0+
vs. Syracuse	0-0	0-0	0-0	0-0-0	0	0	1	0	0	0	1



attended American Heritage School in Delray Beach, Fla.

A basketball player in a white North Carolina jersey with the number 15 is dribbling the ball. He is being defended by a player in a red jersey. The background shows spectators in the stands.

UNC 2019-20	FG	3FG	FT	REB	PF	PTS	A	TO	B	S	MP
Notre Dame				DNP							
at UNCW	0-1	0-0	0-0	0-0-0	3	0	0	0	0	0	1
Gardner-Webb	0-0	0-0	0-0	0-0-0	0	0	0	0	0	0	1
Elon	0-0	0-0	0-0	0-0-0	0	0	0	0	0	0	1
vs. Alabama				DNP							
vs. Michigan				DNP							
vs. Oregon				DNP							
Ohio State	0-0	0-0	0-0	0-0-0	0	0	0	0	0	0	1
at Virginia	0-0	0-0	1-2	1-0-1	0	1	0	0	0	0	1
Wofford				DNP							
at Gonzaga	0-0	0-0	0-0	0-0-0	0	0	0	0	0	0	0+
vs. UCLA				DNP							
Yale				DNP							
Georgia Tech				DNP							
Pittsburgh				DNP							
Clemson				DNP							
at Pittsburgh				DNP							
at Virginia Tech				DNP							
Miami	0-0	0-0	0-0	0-0-0	0	0	1	0	0	0	2
at NC State				DNP							
Boston College				DNP							
at Florida State				DNP							
Duke				DNP							
at Wake Forest				DNP							
Virginia				DNP							
at Notre Dame				DNP							
at Louisville	0-1	0-0	0-0	0-0-0	0	0	0	0	0	0	2
NC State				DNP							
at Syracuse				DNP							
Wake Forest				DNP							
at Duke				DNP							
vs. Va. Tech (ACC)	0-0	0-0	0-0	0-0-0	0	0	0	0	0	0	0+
vs. Syracuse	0-0	0-0	0-0	0-0-0	0	0	0	0	0	0	2
<b>Florida Gulf Coast</b>											
<b>2017-18</b>	<b>FG</b>	<b>3FG</b>	<b>FT</b>	<b>REB</b>	<b>PF</b>	<b>PTS</b>	<b>A</b>	<b>TO</b>	<b>B</b>	<b>S</b>	<b>MP</b>
at Siena	0-1	0-0	0-0	0-1-1	0	0	0	2	0	1	2
Navy	0-0	0-0	0-0	0-0-0	0	0	0	0	0	0	1
St. Francis (NY)	0-0	0-0	0-2	0-1-1	0	0	0	1	0	0	2
Webber	0-1	0-0	1-2	0-0-0	0	1	0	0	0	1	4
Oral Roberts	0-1	0-0	0-0	0-1-1	0	0	0	0	0	0	2
Florida Memorial	0-1	0-1	0-0	0-0-0	0	0	0	0	0	0	1
Stetson	0-1	0-0	0-0	0-0-0	0	0	0	0	0	0	3
USC Upstate	0-1	0-1	0-0	0-0-0	0	0	0	0	0	0	3
at Kennesaw State	0-0	0-0	0-0	0-0-0	0	0	0	0	0	0	1
North Florida	1-1	0-0	0-0	0-0-0	0	2	0	0	0	0	2
at Jacksonville	0-0	0-0	0-0	0-0-0	0	0	0	0	0	0	2
at Stetson	0-0	0-0	2-2	0-0-0	0	2	0	0	0	0	1
<b>Atlantic Sun</b>											
vs. USC Upstate	0-0	0-0	0-0	0-0-0	0	0	0	0	0	0	0+
vs. North Florida	0-0	0-0	0-0	0-0-0	0	0	0	0	0	0	1

MCADOO'S CAREER STATS																			
at FGCU	GP-GS	Min.	Ave.	FGM-A	Pct.	3FGM-A	Pct.	FTM-A	Pct.	Off	Def	Reb	Ave.	A	TO	B	S	Pts	Ave.
2017-18	14-0	25	1.8	1-7	.143	0-2	.000	3-6	.500	0	3	3	0.2	0	3	0	2	5	0.4
at UNC	GP-GS	Min.	Ave.	FGM-A	Pct.	3FGM-A	Pct.	FTM-A	Pct.	Off	Def	Reb	Ave.	A	TO	B	S	Pts	Ave.
2019-20	10-0	12	1.2	0-2	.000	0-0	—	1-2	.500	1	0	1	0.1	1	0	0	0	1	0.1
Totals	24-0	37	1.6	1-9	.111	0-2	.000	4-8	.500	1	3	4	0.2	1	3	0	2	6	0.3



## CAREER HIGHS (ENTERING 2020-21)



### #0 – ANTHONY HARRIS

**Points:** 14 vs. UCLA (12/21/19)  
**Field Goals:** 5 vs. UCLA (12/21/19)  
**Three-Pointers:** 2 vs. UCLA (12/21/19)  
**Free Throws:** 3 at Gonzaga (12/18/19)  
**Offensive Rebounds:** 1 vs. Wofford (12/15/19), UCLA (12/21/19), Yale (12/30/19)  
**Rebounds:** 3 vs. Wofford (12/15/19)  
**Assists:** 1 vs. Wofford (12/15/19), UCLA (12/21/19), Yale (12/30/19)  
**Turnovers:** 2 vs. Yale (12/30/19)  
**Steals:** 2 vs. Wofford (12/15/19)

### #1 – LEAKY BLACK

**Points:** 14 vs. Syracuse (3/11/20)  
**Field Goals:** 5 at NC State (1/27/20), vs. Syracuse (3/11/20)  
**Three-Pointers:** 3 at Virginia Tech (1/22/20)  
**Free Throws:** 4 at Elon (11/9/18), at UNCW (11/8/19), at Notre Dame (2/17/20)  
**Offensive Rebounds:** 5 at Notre Dame (2/17/20)  
**Rebounds:** 10 at Notre Dame (2/17/20)  
**Assists:** 9 vs. Duke (2/8/20)  
**Turnovers:** 4 several times  
**Blocks:** 2 several times  
**Steals:** 4 at Pittsburgh (1/18/20)

### #3 – ANDREW PLATEK

**Points:** 12 vs. Portland (11/23/17)  
**Field Goals:** 4 vs. Portland (11/23/17), Clemson (1/11/20), at NC State (1/27/20)  
**Three-Pointers:** 3 vs. Western Carolina (12/6/17)  
**Free Throws:** 3 vs. Duke (2/8/20)  
**Offensive Rebounds:** 2 several times  
**Rebounds:** 8 vs. Clemson (1/11/20)  
**Assists:** 6 vs. Clemson (1/11/20)  
**Turnovers:** 2 vs. Alabama (11/27/19), at NC State (1/27/20), vs. Duke (2/8/20)  
**Blocks:** 2 vs. Tennessee Tech (11/16/18)  
**Steals:** 2 vs. UNCW (12/5/18), Clemson (1/11/20)

### #5 – ARMANDO BACOT

**Points:** 23 vs. Oregon (11/29/19)  
**Field Goals:** 9 vs. Elon (11/20/19)  
**Free Throws:** 9 vs. Oregon (11/29/19)  
**Offensive Rebounds:** 8 vs. Wofford (12/15/19)  
**Rebounds:** 16 vs. Virginia (2/15/20)  
**Assists:** 7 vs. Miami (1/25/20)  
**Turnovers:** 5 vs. Virginia (2/15/20)  
**Blocks:** 6 vs. Oregon (11/29/19)  
**Steals:** 3 at Pittsburgh (1/18/20)

### #15 – GARRISON BROOKS

**Points:** 35 vs. Georgia Tech (1/4/20)  
**Field Goals:** 11 at Virginia Tech (1/22/20), at NC State (1/27/20), at Notre Dame (2/17/20)  
**Three-Pointers:** 1 vs. Pittsburgh (1/8/20), Virginia (2/15/20)  
**Free Throws:** 17 vs. Georgia Tech (1/4/20)  
**Offensive Rebounds:** 9 at Duke (3/7/20)  
**Rebounds:** 14 at Syracuse (2/29/20)  
**Assists:** 6 vs. NC State (2/5/19), at Virginia Tech (1/22/20)  
**Turnovers:** 5 vs. Alabama (11/27/19), Duke (2/8/20), at Syracuse (2/29/20)  
**Blocks:** 3 vs. Notre Dame (11/6/19), Oregon (11/29/19)  
**Steals:** 3 vs. Pitt (2/3/18), at Elon (11/9/18)

### #21 – STERLING MANLEY

**Points:** 16 vs. Bucknell (11/15/17)  
**Field Goals:** 6 vs. Bucknell (11/15/17), Tennessee Tech (11/16/18)  
**Free Throws:** 4 several times  
**Offensive Rebounds:** 7 vs. Bucknell (11/15/17)  
**Rebounds:** 13 vs. Bucknell (11/15/17)  
**Assists:** 2 at Syracuse (2/21/18), vs. Texas (11/22/18)  
**Turnovers:** 4 vs. Texas (11/22/18)  
**Blocks:** 3 vs. Wake Forest (12/30/17)  
**Steals:** 2 vs. Tennessee Tech (11/16/18)

### #22 – WALKER MILLER

**Points:** 4 vs. Virginia Tech (1/21/19), at Gonzaga (12/18/19)  
**Field Goals:** 2 vs. Virginia Tech (1/21/19)  
**Free Throws:** 2 at Gonzaga (12/18/19)  
**Rebounds:** 4 at Wake Forest (2/11/20)  
**Assists:** 1 several times

### #30 – K.J. SMITH

**(set while playing at Pacific in 2016-17 unless noted)**  
**Points:** 17 at Cal State Fullerton (12/3/16)  
**Field Goals:** 5 at Cal State Fullerton (12/3/16), vs. Pacific Union (12/23/16)  
**Three-Pointers:** 2 vs. Pacific Union (12/23/16)  
**Free Throws:** 6 at Cal State Fullerton (12/3/16)  
**Rebounds:** UNC– 4 at NC State (1/27/20)  
**Assists:** 4 at Cal State Fullerton (12/3/16); UNC– 4 vs. Wofford (12/15/19)  
**Turnovers:** 2 at Cal State Fullerton (12/3/16), vs. Pacific Union (12/23/16); UNC– 2 vs. Wofford (12/15/19), at Gonzaga (12/18/19)  
**Blocks:** 2 at Loyola Marymount (1/26/17)  
**Steals:** 3 vs. Pacific Union (12/23/16)

### #35 – RYAN McADOO

**(all set while playing at Florida Gulf Coast, 2017-18)**  
**Points:** 2 vs. North Florida and at Stetson  
**Field Goals:** 1 vs. North Florida  
**Free Throws:** 2 at Stetson  
**Rebounds:** 1 several times  
**Assists:** 1 vs. Miami (1/25/20)








## ROY WILLIAMS

### 18th Season as UNC's Head Coach/33rd as a College Head Coach



Hall of Famer Roy Williams won his 879th game as a college head coach when the Tar Heels beat Yale on Dec. 30, 2019. It moved Williams into a tie for fourth place all-time in wins by a Division I head coach with Dean Smith, under whom Williams served as an assistant at Carolina for 10 seasons from 1978-88.

When he was asked to stay at midcourt after the teams shook hands so Tar Heel captains Garrison Brooks and Brandon Robinson and Smith's son, Scott, could present the coach a framed portrait of Smith and Williams in recognition of the milestone, Williams was visibly uncomfortable and more than mildly upset.

The reasons illustrate why he is widely regarded as the perfect choice to be Carolina's head coach and one of the sport's best-ever coaches: first, any mention of Williams tying and eventually surpassing his mentor's win total makes him cringe, because, regardless of the facts and figures, Williams feels undeserving of such high praise; and second, on that December night, his only priority was to rush off the court and check on freshman guard Anthony Harris, who had seriously injured his knee in the second half. Harris had missed most of his high school senior season due to a knee injury, and the initial diagnosis indicated he had just torn the ACL in his other knee.

Achievements, awards, photo ops and cheers from the Tar Heel faithful aside, all Williams wanted to do was to go hug his fallen player and help him deal with the disappointment and pain of another rehab he almost certainly faced.

"The only thing I'm thinking about right now is that young man," Williams said in his postgame news conference. "He's worked his tail off to get back in this position. My team is hurting for him right now."

Scott Smith told Williams that his father would have been happy to have Williams match his total. "I think Coach Smith would be. I've been very fortunate," said Williams. "I have been able to stay relatively healthy and I've had really good kids who made me look good for a long time and I'm very appreciative of them."

<b>Overall:</b> 885-253, 33rd season (.778)
<b>Record at UNC:</b> 467-152, 18th season (.754)
<b>NCAA Championships (3):</b> 2005, 2009, 2017 at UNC
<b>Final Fours (9):</b> 1991, 1993, 2002, 2003 at Kansas; 2005, 2008, 2009, 2016, 2017 at UNC
<b>NCAA Tournament:</b> 79-26 (.752)
<b>NCAA Tournament at UNC:</b> 45-12 (.789)
<b>NCAA Finals:</b> 3-3
<b>NCAA Finals at UNC:</b> 3-1
<b>National Championship Games (6):</b> 1991, 2003 at Kansas; 2005, 2009, 2016, 2017 at UNC
<b>National Semifinals:</b> 6-3
<b>National Semifinals at UNC:</b> 4-1
<b>NCAA Elite 8s (13):</b> 1991, 1993, 1996, 2002, 2003 at Kansas; 2005, 2007, 2008, 2009, 2011, 2012, 2016, 2017 at UNC
<b>NCAA Elite 8:</b> 9-4 (5-3 at UNC)
<b>NCAA Sweet 16s (19):</b> 1991, 1993, 1994, 1995, 1996, 1997, 2001, 2002 and 2003 at Kansas; 2005, 2007, 2008, 2009, 2011, 2012, 2015, 2016, 2017 and 2019 at UNC
<b>NCAA Sweet 16:</b> 13-6 (8-2 at UNC)
<b>NCAA 2nd Round:</b> 19-10 (10-5 at UNC)
<b>NCAA 1st Round:</b> 29-0 (15-0 at UNC)
<b>Conference Regular-Season Titles (18):</b> 1991, 1992, 1993, 1995, 1996, 1997, 1998, 2002, 2003 at Kansas; 2005, 2007, 2008, 2009, 2011, 2012, 2016, 2017, 2019 at UNC
<b>ACC Regular-Season:</b> 202-88 (.697)
<b>ACC Home:</b> 112-33 (.772)
<b>ACC Road:</b> 90-55 (.621)
<b>ACC Tournament:</b> 27-14 (.659)
<b>ACC Tournament Titles (3):</b> 2007, 2008, 2016
<b>Conference Tournaments Titles (7):</b> 1992, 1997, 1998, 1999 at Kansas; 2007, 2008, 2016 at UNC
<b>Conference Tournaments (ACC and Big 8/12):</b> 52-25
<b>Home:</b> 434-56 (.886)
<b>Home UNC Record:</b> 233-40 (.853)
<b>Smith Center UNC Record:</b> 231-39 (.856)
<b>Away UNC Record:</b> 120-70 (.632)
<b>Against Ranked Teams (AP poll):</b> 162-130
<b>Against No. 1-Ranked Teams:</b> 8-8
<b>Overtime:</b> 22-21

### NCAA TOURNAMENT RANKINGS

#### MOST NCAA CHAMPIONSHIPS

10	John Wooden	UCLA (1964-65-67-68-69-70-71-72-73-75)
5	Mike Krzyzewski	Duke (1991-92-2001-10)
4	Adolph Rupp	Kentucky (1948-49-51-58)
3	<b>Roy Williams</b>	<b>UNC (2005-09-17)</b>
3	Bob Knight	Indiana (1976-81-87)
3	Jim Calhoun	Connecticut (1999-2004-2011)

#### MOST NCAA FINAL FOURS

12	John Wooden – UCLA
12	Mike Krzyzewski – Duke
11	Dean Smith – North Carolina
<b>9</b>	<b>Roy Williams – Kansas, North Carolina</b>
8	Tom Izzo – Michigan State

#### MOST CHAMPIONSHIP GAMES

10	John Wooden – UCLA
9	Mike Krzyzewski – Duke
<b>6</b>	<b>Roy Williams – Kansas, North Carolina</b>
5	Dean Smith – North Carolina
5	Adolph Rupp – Kentucky

#### MOST NCAA TOURNAMENT WINS

97	Mike Krzyzewski – Duke
<b>79</b>	<b>Roy Williams – Kansas, North Carolina</b>
65	Dean Smith – North Carolina
56	Jim Boeheim – Syracuse
52	Tom Izzo – Michigan State

#### MOST FINAL FOUR WINS

21	John Wooden – UCLA
14	Mike Krzyzewski – Duke
<b>9</b>	<b>Roy Williams – Kansas, North Carolina</b>
9	Adolph Rupp – Kentucky
8	Dean Smith – North Carolina

#### HIGHEST NCAA TOURNAMENT WINNING PERCENTAGE (min. 50 games)

.825	John Wooden	UCLA	47-10
.764	Mike Krzyzewski	Duke	97-30
<b>.752</b>	<b>Roy Williams</b>	<b>Kansas, UNC</b>	<b>79-26</b>
.740	Rick Pitino	BU, Prov., Kentucky, Louisville	54-19
.734	John Calipari	UMass, Memphis, Kentucky	47-17

#### MOST NCAA TOURNAMENT APPEARANCES

35	Mike Krzyzewski	Duke
34	Jim Boeheim	Syracuse
<b>29</b>	<b>Roy Williams</b>	<b>Kansas, North Carolina</b>
28	Bob Knight	Indiana, Texas Tech
27	Dean Smith	North Carolina
27	Lute Olson	Iowa, Arizona

#### MOST CONSECUTIVE NCAA TOURNAMENT APPEARANCES

24	Mike Krzyzewski	Duke
23	Dean Smith	North Carolina
22	Tom Izzo	Michigan State
21	Bill Self	Tulsa, Illinois, Kansas
<b>20</b>	<b>Roy Williams</b>	<b>Kansas, North Carolina</b>
20	Mark Few	Gonzaga

#### MOST NCAA TOURNAMENT GAMES

127	Mike Krzyzewski	Duke
<b>105</b>	<b>Roy Williams</b>	<b>Kansas, North Carolina</b>
92	Dean Smith	North Carolina
88	Jim Boeheim	Syracuse
73	Tom Izzo	Michigan State
73	Lute Olson	Iowa, Arizona

#### MOST NCAA TOURNAMENT NO. 1 SEEDS

14	Mike Krzyzewski	Duke
<b>13</b>	<b>Roy Williams</b>	<b>Kansas, North Carolina</b>
9	Bill Self	Tulsa, Illinois, Kansas
8	Dean Smith	North Carolina
5	Jim Calhoun	Connecticut
5	Lute Olson	Arizona
5	John Thompson	Georgetown

## YEAR-BY-YEAR RESULTS

Year	School	Overall			Big 8/12		Big 8/12 Finish	Big 8/12 Tournament	NCAA Tournament	AP Poll	Coaches Poll
		W	L	Pct.	W	L					
1988-89	Kansas	19	12	.613	6	8	6th	0-1, 1st Round	—	—	—
1989-90	Kansas	30	5	.857	11	3	T-2nd	1-1, Semifinals	1-1, 2nd Round	5	5
1990-91	Kansas	27	8	.771	10	4	T-1st	1-1, Semifinals	5-1, Final Four, 2nd	12	12
1991-92	Kansas	27	5	.844	11	3	1st	3-0, Champions	1-1, 2nd Round	2	2
1992-93	Kansas	29	7	.806	11	3	1st	1-1, Semifinals	4-1, Final Four, T-3rd	9	8
1993-94	Kansas	27	8	.771	9	5	3rd	1-1, Semifinals	2-1, Sweet 16	13	12
1994-95	Kansas	25	6	.808	11	3	1st	1-1, Semifinals	2-1, Sweet 16	5	10
1995-96	Kansas	29	5	.853	12	2	1st	2-1, Finals	3-1, Final Eight	4	5
1996-97	Kansas	34	2	.944	15	1	1st	3-0, Champions	2-1, Sweet 16	1	5
1997-98	Kansas	35	4	.897	15	1	1st	3-0, Champions	1-1, 2nd Round	2	8
1998-99	Kansas	23	10	.697	11	5	T-2nd	3-0, Champions	1-1, 2nd Round	22	23
1999-00	Kansas	24	10	.706	11	5	5th	1-1, Semifinals	1-1, 2nd Round	—	—
2000-01	Kansas	26	7	.788	12	4	T-2nd	1-1, Semifinals	2-1, Sweet 16	12	7
2001-02	Kansas	33	4	.892	16	0	1st	2-1, Finals	4-1, Final Four, T-3rd	2	2
2002-03	Kansas	30	8	.789	14	2	1st	1-1, Semifinals	5-1, Final Four, 2nd	6	2
<b>at Kansas</b>	<b>15 yrs</b>	<b>418</b>	<b>101</b>	<b>.805</b>	<b>175</b>	<b>49</b>	<b>9 1sts</b>	<b>24-11, 4 titles</b>	<b>34-14</b>	<b>9 Top 10s</b>	<b>10 Top 10s</b>

Year	School	Overall			ACC		ACC Finish	ACC Tournament	NCAA Tournament	AP Poll	Coaches Poll
		W	L	Pct.	W	L					
2003-04	UNC	19	11	.633	8	8	5th	0-1, Quarterfinals	1-1, 2nd Round	18	22
2004-05	UNC	33	4	.892	14	2	1st	1-1, Semifinals	6-0, Champions	2	1
2005-06	UNC	23	8	.742	12	4	2nd	1-1, Semifinals	1-1, 2nd Round	10	14
2006-07	UNC	31	7	.816	11	5	T-1st	3-0, Champions	3-1, Final Eight	4	T-5
2007-08	UNC	36	3	.923	14	2	1st	3-0, Champions	4-1, Final Four, T-3rd	1	3
2008-09	UNC	34	4	.895	13	3	1st	1-1, Semifinals	6-0, Champions	2	1
2009-10	UNC	20	17	.541	5	11	T-9th	0-1, First Round	4-1, (NIT finalists)	—	—
2010-11	UNC	29	8	.784	14	2	1st	2-1, Finals	3-1, Final Eight	7	8
2011-12	UNC	32	6	.842	14	2	1st	2-1, Finals	3-1, Final Eight	4	6
2012-13	UNC	25	11	.694	12	6	3rd	2-1, Finals	1-1, 2nd Round	—	—
2013-14	UNC	24	10	.706	13	5	T-3rd	0-1, Quarterfinals	1-1, 2nd Round	19	21
2014-15	UNC	26	12	.684	11	7	5th	3-1, Finals	2-1, Sweet 16	15	12
2015-16	UNC	33	7	.825	14	4	1st	3-0, Champions	5-1, Final Four, 2nd	3	2
2016-17	UNC	33	7	.825	14	4	1st	1-1, Semifinals	6-0, Champions	6	1
2017-18	UNC	26	11	.703	11	7	T-3rd	3-1, Finals	1-1, 2nd Round	10	14
2018-19	UNC	29	7	.806	16	2	T-1st	1-1, Semifinals	2-1, Sweet 16	3	9
2019-20	UNC	14	19	.424	6	14	T-13th	1-1, Second Round	—	—	—
<b>at UNC</b>	<b>17 years</b>	<b>467</b>	<b>152</b>	<b>.754</b>	<b>202</b>	<b>88</b>	<b>9 1sts</b>	<b>27-14, 3 titles</b>	<b>45-12, 3 titles</b>	<b>11 Top 10s</b>	<b>9 Top 10s</b>
<b>Career</b>	<b>32 years</b>	<b>885</b>	<b>253</b>	<b>.778</b>	<b>377</b>	<b>137</b>	<b>18 1sts</b>	<b>51-25, 7 titles</b>	<b>29 yrs, 79-26 (.752)</b> <b>3 NCAA titles</b> <b>9 Final Fours</b>	<b>20 Top 10s</b> <b>14 Top 5s</b> <b>2 No. 1s</b>	<b>19 Top 10s</b> <b>12 Top 5s</b> <b>3 No. 1s</b>



Carolina's 94-71 win over Miami on Jan. 25, 2020, gave Williams win No. 880 and sole possession of fourth on the wins list behind only fellow Hall of Famers and national championship-winning coaches Mike Krzyzewski, Jim Boeheim and Bob Knight.

Williams enters the 2020-21 season, his 33rd as a college head coach, with an overall record of 885-253. He is 15 wins from 900 and 18 from passing Knight for third place.

The Asheville native and 1972 Carolina graduate has led his alma mater to national championships in 2005, 2009 and 2017 and two other Final Four appearances. A 2007 inductee in the Naismith Basketball Hall of Fame, Williams is second among active coaches and sixth all-time in winning percentage (.778), second in 30-win seasons (12), fourth in 20-win seasons (29), has the most wins ever over No. 1 ranked teams in the AP poll (8) and has averaged more wins per season (27.7) than any coach with 800 or more wins.

Among ACC coaches all-time, he is second in winning percentage on the road in league play (.621), third in wins by an ACC coach (467), third in ACC regular-season and Tournament wins (229) and third in regular-season ACC titles (9).

On Feb. 25, 2020, Carolina beat NC State for his 200th regular-season ACC win in 287 games. He reached 200 wins in the second-fewest games in ACC history (Smith won his 200th in 278 games).

Williams is one of the most successful coaches in NCAA Tournament history, standing second in games (105), wins (79) and No. 1 seeds (13); third in appearances (29), winning percentage (.752), Final Four wins (9) and championship game appearances (6); and fourth in titles (3) and Final Fours (9). Over the last 19 years, spanning his last two seasons at KU and 17 in Chapel Hill, Williams' teams have 54 NCAA Tournament victories, more than any other coach in the nation. Carolina's 45 NCAA Tournament wins in the Williams era are more than any other school has in that 17-year span (Kansas is second with 38).

His UNC teams have earned 10 No. 1 or No. 2 seeds, won three ACC Tournament championships and averaged more than 27 wins and nearly 12 ACC wins per season. In the last 17 years, the Tar Heels have produced 11 Associated Press top-10 finishes, 21 All-Americans, 17 first-team All-ACC selections, 22 first-round NBA Draft picks, six ACC scholar-athlete of the year awards and seven Academic All-America honors.

Carolina beat Syracuse in 2017 for his 800th victory. That came in his 1,012th game in his 29th year. The previous record for 800 wins was 33 seasons by Smith and Krzyzewski; Rupp is the only coach to reach 800 wins in fewer games (972).

He is the only coach in college basketball history to win 400 games at two schools — 467 at Carolina and 418 at Kansas. He is second in wins at UNC and third at KU.

On Aug. 24, 2018, the University of North Carolina officially named the playing floor at the Dean E. Smith Center, home of the Tar Heels, as Roy Williams Court.

## MISCELLANEOUS RANKINGS

### MOST WINS AS DIVISION I HEAD COACH

1157	Mike Krzyzewski	Army, Duke
964	Jim Boeheim	Syracuse
902	Bob Knight	Army, Indiana, Texas Tech
<b>885</b>	<b>Roy Williams</b>	<b>Kansas, North Carolina</b>
879	Dean Smith	North Carolina

### MOST WINS PER SEASON, COACHES WITH 800 WINS AS DIVISION I HEAD COACH

<b>27.7</b>	<b>Roy Williams</b>	<b>Kansas, North Carolina</b>
25.7	Mike Krzyzewski	Army, Duke
24.4	Dean Smith	North Carolina
23.1	Bob Huggins	Akron, Cincinnati, Kansas State, West Virginia
21.9	Jim Boeheim	Syracuse
21.9	Jim Calhoun	Northeastern, Connecticut

### HIGHEST WINNING PERCENTAGE, ALL-TIME (min. 10 seasons as a Division I head coach)

.828	Mark Few	Gonzaga	599-124 (22 yrs)
.824	Clair Bee	Rider, LIU Brooklyn	412-88 (21 yrs)
.822	Adolph Rupp	Kentucky	876-190 (41 yrs)
.804	John Wooden	Indiana State, UCLA	664-162 (29 yrs)
.797	John Kresse	College of Charleston	560-143 (23 yrs)
<b>.778</b>	<b>Roy Williams</b>	<b>Kansas, North Carolina</b>	<b>885-253 (32 yrs)</b>

### HIGHEST WINNING PERCENTAGE, ACTIVE COACHES (min. 10 seasons as a Division I head coach)

.828	Mark Few	Gonzaga	599-124 (22 yrs)
<b>.778</b>	<b>Roy Williams</b>	<b>Kansas, North Carolina</b>	<b>885-253 (32 yrs)</b>
.773	John Calipari	UMass, Memphis, Kentucky	733-215 (28 yrs)
.768	Bill Self	Oral Roberts, Tulsa, Illinois, Kansas	708-214 (27 yrs)
.768	Mike Krzyzewski	Army, Duke	1157-350 (45 yrs)

### MOST 30-WIN SEASONS

15	Mike Krzyzewski	Army, Duke
<b>12</b>	<b>Roy Williams</b>	<b>Kansas, North Carolina</b>
10	Bill Self	Tulsa, Illinois, Kansas
10	John Calipari	Massachusetts, Memphis, Kentucky
8	Jim Calhoun	Connecticut

### MOST 20-WIN SEASONS

36	Mike Krzyzewski	Army, Duke
34	Jim Boeheim	Syracuse
30	Dean Smith	North Carolina
<b>29</b>	<b>Roy Williams</b>	<b>Kansas, North Carolina</b>
29	Bob Knight	Army, Indiana, Texas Tech

### MOST WINS OVER NO.1 RANKED TEAM (AP POLL)

Wins	Coach
<b>8</b>	<b>Roy Williams (5 North Carolina, 3 Kansas)</b>
7	Gary Williams (6 Maryland, 1 Ohio State)
6	Dean Smith (North Carolina)
6	Mike Krzyzewski (Duke)
6	Digger Phelps (Notre Dame)
6	John Calipari (3 Massachusetts, 3 Kentucky)
5	Jim Boeheim (Syracuse)
5	Mike Montgomery (4 Stanford, 1 California)
5	Rick Pitino (3 Louisville, 2 Kentucky)

### MOST REGULAR-SEASON CONFERENCE CHAMPIONSHIPS

Wins	Coach
28	Adolph Rupp Kentucky
24	Phog Allen Kansas
19	Mark Few Gonzaga
19	Bill Self Tulsa, Kansas
<b>18</b>	<b>Roy Williams Kansas, North Carolina</b>
18	John Calipari Massachusetts, Memphis, Kentucky
17	Dean Smith North Carolina
17	Jerry Tarkanian Long Beach, UNLV, Fresno State

### MOST DIVISION I WINS AFTER 32 SEASONS AS A HEAD COACH

<b>885</b>	<b>Roy Williams</b>	<b>Kansas, North Carolina</b>
775	Mike Krzyzewski	Army, Duke
774	Dean Smith	North Carolina
741	Lute Olson	Long Beach, Iowa, Arizona
711	Jim Boeheim	Syracuse

### FASTEST TO 800 DIVISION I WINS (GAMES)

Adolph Rupp	972 games
<b>Roy Williams</b>	<b>1012 games</b>
Dean Smith	1029 games
Mike Krzyzewski	1064 games
Bob Knight	1102 games

## IN THE UNC RECORD BOOK

### NCAA CHAMPIONSHIPS

<b>3</b>	<b>Roy Williams</b>	<b>2005, 2009, 2017</b>
2	Dean Smith	1982, 1993
1	Frank McGuire	1957

### NCAA FINAL FOURS

11	Dean Smith	1967, 1968, 1969, 1972, 1977, 1981, 1982, 1991, 1993, 1995, 1997
<b>5</b>	<b>Roy Williams</b>	<b>2005, 2008, 2009, 2016, 2017</b>
2	Bill Guthridge	1998, 2000
1	Ben Carnevale	1946
1	Frank McGuire	1957

### MOST WINS

879	Dean Smith	1961-97
<b>467</b>	<b>Roy Williams</b>	<b>2003-active</b>
164	Frank McGuire	1952-61
100	Tom Scott	1947-52
85	Bill Lange	1940-44

### MOST ACC REGULAR-SEASON WINS

364	Dean Smith	1961-97
<b>202</b>	<b>Roy Williams</b>	<b>2003-active</b>
89	Frank McGuire	1953-61
32	Bill Guthridge	1997-2000
23	Matt Doherty	2000-03

### MOST WINS AGAINST OPPONENT (AS UNC HEAD COACH)

32	NC State	32-4
21	Clemson	21-4
20	Florida State	20-7
19	Miami	19-7
16	Boston College	16-4
16	Wake Forest	16-6
16	Virginia	16-13
16	Duke	16-22

## ACC RANKINGS

### MOST WINS AS ACC HEAD COACH, ALL GAMES

1084	Mike Krzyzewski	Duke
879	Dean Smith	North Carolina
<b>467</b>	<b>Roy Williams</b>	<b>North Carolina</b>
461	Gary Williams	Maryland
360	Leonard Hamilton	Florida State

### MOST ACC REGULAR-SEASON & TOURNAMENT WINS

506	Mike Krzyzewski	Duke (441 and 65)
422	Dean Smith	North Carolina (364 and 58)
<b>229</b>	<b>Roy Williams</b>	<b>North Carolina (202 and 27)</b>
210	Gary Williams	Maryland (192 and 18)
167	Leonard Hamilton	Florida State (154 and 13)

### ACC REGULAR-SEASON CHAMPIONSHIPS

17	Dean Smith	North Carolina
12	Mike Krzyzewski	Duke
<b>9</b>	<b>Roy Williams</b>	<b>North Carolina</b>
6	Frank McGuire	North Carolina, South Carolina
4	Tony Bennett	Virginia
4	Vic Budas	Duke

### ACC REGULAR-SEASON WINNING PERCENTAGE (Min. 100 wins)

.768	Vic Budas	Duke (106-32 in 10 seasons)
.728	Dean Smith	North Carolina (364-136 in 36 seasons)
.710	Mike Krzyzewski	Duke (441-180 in 39 seasons)
.699	Tony Bennett	Virginia (135-58 in 11 seasons)
<b>.697</b>	<b>Roy Williams</b>	<b>North Carolina (202-88 in 17 seasons)</b>

### ACC ROAD WINNING PERCENTAGE

.667	Vic Budas	Duke (46-23 in 10 seasons)
<b>.621</b>	<b>Roy Williams</b>	<b>North Carolina (90-55 in 17 seasons)</b>
.618	Frank McGuire	UNC, South Carolina (55-34 in 15 seasons)
.610	Mike Krzyzewski	Duke (189-121 in 40 seasons)
.608	Tony Bennett	Virginia (59-38 in 11 seasons)

### MOST ACC ROAD WINS

189	Mike Krzyzewski	Duke
133	Dean Smith	North Carolina
<b>90</b>	<b>Roy Williams</b>	<b>North Carolina</b>
75	Gary Williams	Maryland
59	Tony Bennett	Virginia



## MILESTONE WINS

Win	Date	Score, Opponent	Note
1	11-25-88	94-81, Alaska-Anchorage	First win as a college head coach
75	3-23-91	93-81, Arkansas	First NCAA regional championship, advances to first of nine Final Fours
100	3-13-92	84-66, Colorado	100th win (in 129 games)
102	3-15-92	66-57, Oklahoma State	First Big 8 Tournament championship
132	3-27-93	83-77, Indiana	Beats No. 1-ranked Hoosiers to reach second Final Four
200	1-28-96	88-73, Nebraska	Eighth-fastest ever to 200 wins
300	2-20-99	60-50, Oklahoma	Tied for third-fastest to 300 behind Clair Bee and Adolph Rupp
304	3-7-99	53-47, Oklahoma State	Third straight Big 12 Tournament title
388	3-24-02	104-86, Oregon	Returns Kansas to the Final Four
400	1-15-03	98-70, Wyoming	Fourth fastest to 400 wins
417	3-29-03	78-75, Arizona	Earns second straight trip to the Final Four
418	4-5-03	94-61, Marquette	Last win at Kansas, advances to national title game
419	11-22-03	90-64, Old Dominion	First win as head coach at North Carolina
463	3-6-05	75-73, Duke	Clinches first outright ACC regular-season title
468	3-27-05	88-82, Wisconsin	Advanced to first of five Final Fours as UNC head coach
470	4-4-05	75-70, Illinois	Beats No. 1-ranked Illinois for first of three NCAA championships
500	12-9-06	94-69, High Point	Fastest to 500 wins in NCAA history
521	3-11-07	89-80, NC State	First ACC Tournament title
583	2-15-09	69-65, Miami	Passes Frank McGuire as UNC's 2nd-winningest coach
590	3-21-09	84-70, LSU	First UNC coach to win 30 games in three straight seasons
592	3-29-09	72-60, Oklahoma	Advances to fifth Final Four in eight years
594	4-6-09	89-72, Michigan State	Wins second NCAA championship
600	11-29-09	80-73, Nevada	Fastest to 600 wins in NCAA history
700	3-22-13	78-71, Villanova	Third fastest to 700 behind Rupp and Jerry Tarkanian
705	12-4-13	79-65, Michigan State	Ties NCAA record with seventh win over #1 team in AP poll
718	2-17-14	81-75, Florida State	Fastest to 300 wins in ACC history
719	2-20-14	74-66, Duke	First to beat the top four teams in the AP preseason poll in one year
750	3-21-15	87-78, Arkansas	Advances to 16th NCAA Tournament Sweet 16
775	3-5-16	76-72, Duke	Road win at Duke clinches 16th regular-season league title
778	3-12-16	61-57, Virginia	Wins third ACC Tournament title
782	3-27-16	88-74, Notre Dame	Wins eighth regional final, advances to eighth Final Four
783	4-2-16	83-66, Syracuse	Advances to fifth national championship game, passes Dean Smith for second-most NCAA Tournament wins
800	1-16-17	85-68, Syracuse	Wins 800th game in fewer seasons (29) than any coach
814	3-26-17	75-73, Kentucky	Advances to ninth Final Four, fifth at Carolina
816	4-3-17	71-65, Gonzaga	First to win three NCAA titles at one's alma mater
818	11-15-17	93-81, Bucknell	First to win 400 games at two schools
863	2-20-19	88-72, Duke	First to beat the AP No. 1 team eight times
867	3-5-19	79-66, Boston College	Clinches UNC's first 9-0 ACC road record
868	3-9-19	79-70, Duke	Ninth regular-season ACC title and 18th conference title as a head coach
879	12-30-19	70-67, Yale	Ties Dean Smith for fourth all-time in wins by a D-I head coach
880	1-25-20	94-71, Miami	Moves into fourth all-time in wins by a D-I head coach
883	2-25-20	85-79, NC State	Second fastest to 200 regular-season ACC victories



"Roy Williams is one of the greatest coaches of all-time, and in a society that judges things by counting championships, he's right there on the top shelf with the greatest of all-time," ESPN analyst Jay Bilas said after the Tar Heels won the 2017 national title, UNC's third in a 13-year span.

### PLAYER IMPACT

Even greater is the impact he makes on the lives of the young men he coaches.

"Coming to UNC has been a dream come true," says Cole Anthony, who earned ACC All-Rookie team honors in 2020. "There's no group of coaches

and teammates I'd rather go to battle with day in and day out."

"Coach Williams was more than just a coach to me—he was more like family," says Coby White, who was selected in the first round of the 2019 NBA Draft after becoming the first Tar Heel freshman to score 30 points three times, and earned NBA All-Rookie honors as a Chicago Bull. "He helped me through a lot while I was in high school. He helped me not only become a better player on the court but a better man off the court. I am forever thankful for the way Coach Williams has, and continues to, impact my life."

"Coach isn't going to come into your home and say you'll be the face of the program," says 2020 captain Brandon Robinson. "That's not Carolina Basketball. Carolina Basketball is about team. It's about all of us in the locker room chasing a national championship. Coach always tells us if we do what he tells us and we win, our personal goals will take care of themselves. Certain programs just care about one individual or a certain group. Coach cares about every single guy and he's going to coach you. He will help you with anything no matter who you are. When you leave here, you're still going to be family. When guys come back to games, they're treated like they are one of the family."

"Coach treats everyone the same," says Luke Maye, 2017 NCAA South Regional MVP and an All-America and All-ACC selection. "Everyone gets the same opportunities. If you play well, he plays you. That's what I respect most about him. I had to earn my time. Coach wanted to make me the best I could be. I can't thank him enough for the man and the player I've become."

"If I tried to put this into words, it wouldn't do it justice," said Kenny Williams on Senior Day in 2019. "To really know the feeling, the joy that you get playing here. You have to be a part of it to actually know the feeling. You come in with expectations and these past four years have blown that away."

"I look back now and I can clearly see Coach Williams has done a wonderful job helping raise Joel in a critical time in his life," said Joel Berry Sr., father of the 2017 Final Four Most Outstanding Player. "These are the years

## BY THE NUMBERS

- 1 Leads the nation in winning percentage (.778) among active coaches with at least 600 wins
- 2 Academic All-Americans of the Year
- 3 NCAA championships (2005, 2009, 2017)
- 3 Bob Cousy Award winners (top point guard)
- 4 National Players of the Year
- 6 ACC Scholar-Athletes of the Year
- 6 National championship games – Only John Wooden, Mike Krzyzewski and Williams have coached in six title games
- 7 Played in eight ACC Tournament finals against seven different opponents
- 8 Wins over AP #1 teams (NCAA record)
- 8 Elite 8s at UNC (2005, '07, '08, '09, '11, '12, '16 and '17)
- 9 ACC regular-season titles in 17 years at UNC
- 9 Final Fours, fourth-most all-time – Wooden (12), Krzyzewski (12), Smith (11) and Williams (9)
- 10 Consensus first-team All-America seasons by Williams' players at KU and UNC (second among active coaches)
- 13 No. 1 NCAA Tournament seeds at Carolina and Kansas, second best all-time
- 14 Top-5 finishes in the AP poll (seven at Carolina)
- 17 First-team All-Americans
- 18 Regular-season conference championships in 32 seasons, (nine at both UNC and Kansas)
- 19 Sweet 16s in 29 NCAA Tournaments
- 20 Top-10 finishes in the AP poll (11 at Carolina)
- 20 Only coach in NCAA Tournament history with wins in 20 consecutive seasons
- 22 First round NBA Draft picks at Carolina
- 29 29-0, best all-time, NCAA Tournament first round
- 30 Twelve 30-win seasons (seven at UNC)
- 32 NBA Tar Heels who played for Williams
- 33 First round NBA Draft picks (22 at Carolina)
- 44 Academic all-conference selections
- 51 NBA players who played for Williams at Kansas or Carolina
- 54 NCAA Tournament wins in the last 19 seasons, nine more than John Calipari (2nd) and 13 more than Mike Krzyzewski and Bill Self (tied 3rd)
- 59 Weeks his UNC and KU teams were ranked No. 1 in the AP poll
- 62.1 ACC road game winning percentage, second best all-time
- 63.3 Percent of AP polls in 32 seasons as head coach that his teams were ranked in the top 10
- 69.7 ACC regular-season winning percentage, fourth best all-time
- 77.8 Overall winning percentage, sixth highest in NCAA history
- 78.9 NCAA Tournament winning percentage at UNC, the highest in ACC history
- 79 NCAA Tournament wins, second best all-time
- 88.6 Home winning percentage
- 379 Weeks his UNC and KU teams were ranked in the top 10 in AP poll
- 400 Only coach in history with 400 wins at two schools
- 418 Wins at Kansas, third most in Jayhawks history
- 467 Wins at Carolina, second most at UNC and third in ACC history
- 513 Weeks his UNC and KU teams were ranked in the AP poll
- 800 Won 800 games in fewer seasons than any coach in history
- 885 Wins by a Division I coach, fourth most all-time
- 2007 Inducted into the Naismith Basketball Hall of Fame
- 656 million – Carolina's 14 active NBA players in 2019-20 had a combined NBA career earnings of more than 656 million
- 1.2 billion – The 50 former Tar Heels and Jayhawks who played for Williams had a combined career NBA earnings through 2021 of more than \$1.2 billion

## IN THE ASSOCIATED PRESS POLL

### WEEKS RANKED IN THE TOP 25

**at Carolina:** 270  
**at Kansas:** 243  
**Total:** 513 of 599 (85.6 percent)  
**End of Season Top 25s:** 27 (13 at Kansas, 14 at UNC)

### WEEKS RANKED IN THE TOP 10

**at Carolina:** 183  
**at Kansas:** 196  
**Total:** 379 of 599 (63.3 percent)  
**End of Season Top 10s:** 20 (9 at Kansas, 11 at UNC)

### WEEKS RANKED IN THE TOP 5

**at Carolina:** 105  
**at Kansas:** 143  
**Total:** 248 of 599 (41.4 percent)  
**End of Season Top 5s:** 14 (7 at Kansas, 7 at UNC)

### WEEKS RANKED NO. 1

**at Carolina:** 29 (1 in 2006-07, 14 in 2007-08, 9 in 2008-09, 3 in 2011-12, 2 in 2015-16)  
**at Kansas:** 30 (4 in 1989-90, 2 in 1992-93, 1 in 1993-94, 1 in 1994-95, 3 in 1995-96, 15 in 1996-97, 4 in 2001-02)  
**Total:** 59  
**End of Season No. 1:** 2 (1997 at Kansas, 2008 at UNC)



of 18 to 22, and they are such important years. Coach Williams has kept his promise to us, because he has made Joel a better man than when Joel first arrived at Carolina."

"He's made me become a man," said Kennedy Meeks, who finished his career fifth at UNC in rebounds and had 25 points and 14 rebounds in the 2017 national semifinal win over Oregon. "That hug (after the national championship game) was all for being grateful for the opportunities, putting me in the right positions, and also for being one of the greatest coaches that I'll ever be around. He's been a major figure in my life that I'll always remember."

"The biggest thing about Coach Williams is his loyalty," said Isaiah Hicks, who scored a key basket in the final minute of the 2017 title game vs. Gonzaga. "Coach would never lie to you. He is someone who is going to be straight up with you and be honest with you. He cares for us. When Coach says he's going to do something, he does it. He really listens to us and really takes time for the people he cares about."

"He always puts his players and his coaches before himself and he treats us like we're one of his sons, and you don't find that at too many programs," said Berry II. "When he promises us something, he really means it and he puts his all into it. A lot of coaches say they have it, but they really don't mean it like Coach Williams does."

"I feel like everything he says is for the good of me," said 2017 ACC Player of the Year and consensus first-team All-America Justin Jackson. "There's no agenda with Coach. He is here to win basketball games, that's his No. 1 job. But, at the end of the day, he always considers us like his sons. And

## NCAA TOURNAMENT WINS, 2004-2020

### All Schools

<b>North Carolina</b>	<b>45</b>
Kansas	38
Kentucky	37
Duke	37
Michigan State	33
Florida	31
Villanova	28
Connecticut	27
Louisville	27
Wisconsin	26

## NCAA TOURNAMENT WINS, 2004-2020

### ACC Schools

<b>North Carolina</b>	<b>45</b>
Duke	37
Louisville	27
Syracuse	21
Virginia	14
Pitt	12
Florida State	9
NC State	9
Notre Dame	9
Georgia Tech	7
Boston College	5
Miami	5
Wake Forest	4
Clemson	3
Virginia Tech	3

## NCAA TOURNAMENT WINS

### 2002-2020 All Head Coaches

<b>Roy Williams (UNC and Kansas)</b>	<b>54</b>
John Calipari	45
Bill Self	41
Mike Krzyzewski	41
Tom Izzo	35

## NCAA CHAMPIONSHIPS

### (2004-2020)

<b>Roy Williams</b>	<b>3</b>
Jim Calhoun	2
Billy Donovan	2
Mike Krzyzewski	2
Jay Wright	2
Tony Bennett	1
John Calipari	1
Kevin Ollie	1
Bill Self	1

## ACC REGULAR-SEASON CHAMPIONSHIPS

### (2004-2020)

<b>Roy Williams</b>	<b>9</b>
Tony Bennett	4
Mike Krzyzewski	3
Leonard Hamilton	1
Jim Larrañaga	1
Dave Leitao	1
Gary Williams	1



that's the way he tries to treat us. That's a big reason why I came here, and a big reason why I wouldn't change a single thing that I did."

Marcus Paige, who concluded his brilliant career in 2016 as Carolina's all-time leader in three-pointers and 11th in career scoring, said, "He cares about us as people, almost as much as he does about us as players, and that's one thing that separates him as a coach. He's a great coach. He develops our game and our skills, but at the end of the day he cares about us being ready for any aspect of life."

"Coach Williams has meant a lot to me; he's the closest thing I've had as a role model to my father," said 2016 consensus first-team All-America Brice Johnson. "My dad coached me in high school and Coach Williams tried to replicate how my dad pushed me as a coach for the past four years. He got on me more than anyone else on the team, but I thank him for that because he got me to be the player I am today because of his motivation and the little talks we would have here and there. But what I really appreciate even more is that he not only taught me to be the player that I am on the court, but the person I am off the court."

"A lot of people were doubting me as a freshman, but one thing is you always believed in me," Paige said in a memorable and emotional Senior Night speech in 2016 that was viewed more than 5 million times online. "You always told me: 'I believe in you, son. You're going to make shots; you're going to do fine. You're going to be a great player.' You just believed in me, and I can't thank you enough for that, because that allowed me to be a confident person and helped me grow as a person...And I've tried to be every bit the player you wanted me to be, but you've made me a better man. And that's the most important thing. I'm 10 times a better man than when I got here. Thank you."

"It starts with the kind of man Coach Williams is," says 2009 Final Four Most Outstanding Player Wayne Ellington. "Everyone talks about basketball when it comes to Carolina, but it's who Coach Williams is that is important. He really cares about his players, his staff and this University. Coach is an amazing coach, but he's also one of the best people I've been around in my life."

### CAREER HIGHLIGHTS

The 2020-21 season is Williams' 48th as a basketball coach – five years as head coach at Owen High School in Swannanoa, N.C., 10 years as Smith's assistant at Carolina, 15 as head coach at Kansas and now 18 as head coach in Chapel Hill. UNC named him head coach on April 14, 2003, 10 days after he led Kansas to the NCAA championship game against Syracuse.

His teams have won regular-season titles 18 times in 32 seasons, which equals the fifth-most by any coach in college basketball history. Williams won nine titles at Kansas and nine at UNC, the third most in ACC history behind only Smith and Krzyzewski.

His Hall-of-Fame ledger also includes:

- 1,160-314 record in 42 seasons as a collegiate head coach and assistant coach
- 30-win seasons: 12, second most in NCAA history
- 20-win seasons: 29, tied for the fourth most in NCAA history
- national coach of the year: nine times (1990, 1991, 1992, 1997, 2005, 2006, 2009, 2017, 2019)
- conference coach of the year: nine times (1990, 1992, 1995, 1996, 1997, 2002, 2003, 2006, 2011)
- Associated Press rankings: the Tar Heels have been ranked in the Top 25 in 270 of 328 polls, including 183 Top-10 rankings, 105 times in the Top 5 and 29 weeks as the No. 1 team in the country (his Kansas teams were also No. 1 in the AP poll 30 times);
- number one rankings: 13 seasons ranked No. 1 and 18 seasons ranked



## NBA PLAYERS

North Carolina	Year	Draft	Years in NBA
Marvin Williams	2005	1st round	15
Raymond Felton	2005	1st round	14
Sean May	2005	1st round	4
Rashad McCants	2005	1st round	4
Jawad Williams	2005	UFA	3
David Noel	2006	2nd round	1
Brandan Wright	2007	1st round	10
Reyshawn Terry*	2007	2nd round	
Alex Stepheon	2008	UFA	1
Tyler Hansbrough	2009	1st round	7
Ty Lawson	2009	1st round	9
Wayne Ellington	2009	1st round	11
Danny Green	2009	2nd round	11
Ed Davis	2010	1st round	10
David Wear	2010	UFA	1
Travis Wear	2010	UFA	2
Larry Drew II	2011	UFA	1
Harrison Barnes	2012	1st round	8
Kendall Marshall	2012	1st round	4
John Henson	2012	1st round	8
Tyler Zeller	2012	1st round	8
Reggie Bullock	2013	1st round	7
P.J. Hairston	2014	1st round	2
James M McAdoo	2014	UFA	3
J.P. Tokoto*	2015	2nd round	
Brice Johnson	2016	1st round	2
Marcus Paige	2016	2nd round	1
Justin Jackson	2017	1st round	3
Tony Bradley	2017	1st round	3
Isaiah Hicks	2017	UFA	2
Theo Pinson	2018	UFA	2
Coby White	2019	1st round	1
Cameron Johnson	2019	1st round	1
Nassir Little	2019	1st round	1
Cole Anthony	2020	1st round	Rookie
Kansas	Year	Draft	Years in NBA
Rick Calloway	1990	UFA	1
Kevin Pritchard	1990	2nd round	4
Mark Randall	1991	1st round	4
Adonis Jordan	1993	2nd round	2
Rex Walters	1993	1st round	7
Darrin Hancock	1994	2nd round	3
Greg Ostertag	1995	1st round	11
Scot Pollard	1997	1st round	11
Jacque Vaughn	1997	1st round	12
Raef LaFrentz	1998	1st round	10
Paul Pierce	1998	1st round	19
Ryan Robertson	1999	2nd round	1
Eric Chenoweth*	2001	2nd round	
Drew Gooden	2002	1st round	14
Nick Collison	2003	1st round	14
Kirk Hinrich	2003	1st round	13
Wayne Simien	2003	1st round	2
Keith Langford	2003	UFA	1
Aaron Miles	2003	UFA	1

*Played at least one game in the NBA or were drafted by an NBA team*

*"Year "is the last season the player listed played for Williams*

*\* drafted but did not play in the NBA*

No. 1 or No. 2

- milestone wins: reached 100, 200, 300, 400, 500, 600, 700 and 800 wins in fewer seasons than any coach in college basketball history

USA Today named Williams its National Coach of the Year in 2019 after he led the Tar Heels to 29 wins, a 16-2 ACC record that earned at least a share of the regular-season title in the best conference in America for the ninth time, and a No. 1 seed in the NCAA Midwest Regional. Carolina ended the season ranked No. 3 in the country by the Associated Press, the 15th time his teams have finished in the top five in the AP poll.

NBA teams selected White (No. 7), Cameron Johnson (No. 11) and Nassir Little (No. 25) in the first round of the 2019 NBA Draft, the fifth time multiple Tar Heels were selected in the first round in the Williams Era. In 2020, Cole Anthony became the 22nd Tar Heel and 33rd player overall to play for Williams and get drafted in the first round.

Williams has set UNC coaching records for most wins in one year (36 in 2007-08), two years (70 in 2008-09), three years (101 from 2007-09), four years (124 from 2006-09), five years (157 from 2005-09), six years (177 from 2005-10), seven years (206 from 2005-12), eight years (228, 2011-18 and 2012-19), nine years (263 from 2005-13), 10 years (292 from 2008-17) and 15 years (434 from 2004-19).

Williams' teams play their best basketball late in the season when champions are crowned. The Tar Heels are 92-39 (.702) in the month of February and 102-35 (.745) in March and April.

His UNC and KU teams have dominated at home, posting a record of 434-56 (.886). He led the Jayhawks to a 201-17 record (.922) in Allen Fieldhouse, at one point winning 62 consecutive games. The Tar Heels are 233-40 at home under Williams (including 231-39 at the Smith Center) and set the UNC record for consecutive home wins with 31.

## NCAA TOURNAMENT SUCCESS

ESPN, Sports Illustrated, Sporting News and Fox Sports named Williams the Coach of the Decade for 2000-09 after he led Kansas and Carolina to 33 NCAA Tournament wins in that span, eight more than any other coach. The Tar Heels won a pair of national titles and Williams' teams played in three other Final Fours in the decade.

Remarkably, only five schools (Kentucky, UNC, Duke, UCLA and Kansas) have more NCAA Tournament wins than Williams. His teams are 79-26 in 29 appearances. In addition to nine Final Fours, the fourth most ever, his teams have reached the Sweet 16 in 19 seasons and the Elite Eight 13 times. The 2019 season marked the 13th time his teams entered the NCAA Tournament as a No. 1 seed (five times at Kansas and eight times at Carolina). That's the second-most No. 1 seeds all-time.

Williams led the Tar Heels to back-to-back national championship games in 2016 and 2017. UNC lost the title to Villanova on a last-second three-pointer in '16 but overcame the loss of Johnson and Paige to return to the title game the following season, when it beat Gonzaga, 71-65. It marked the fourth time in NCAA history a school won the championship a year after losing in the finals.

The 2017 national title was Carolina's first in eight years, since his 2009 Tar Heels overpowered the field, winning six NCAA Tournament games by an average of 20.2 points, the highest margin in 13 years. The 2009 squad is considered one of the most dominant championship teams, becoming the first national champion to win all six games by a dozen or more points. Carolina trailed in the second half just once in those six contests and led Michigan State, 51-30, at halftime in the national championship game.

In 2005, Carolina went 33-4 and won the NCAA title in just Williams' second year as head coach, just two years removed from back-to-back seasons in which the Tar Heels failed to make the NCAA Tournament field.

Carolina is 45-12 in the NCAA Tournament under Williams, a winning percentage of .789 that is the highest in ACC history. The 45 wins under Williams are more than 13 other current or former ACC schools have won in their NCAA Tournament histories.

His teams made 20 consecutive NCAA Tournament appearances from 1990 to 2009, which is now the fifth-longest streak in NCAA history. He is the only coach to win an NCAA Tournament game in 20 consecutive seasons (1990-2009) and is the only coach to have won 29 straight first-round games, an unprecedented feat UNC extended in 2019 with its win over Iona.

Although his teams are known for high-scoring offense, Carolina's defense paved the way to three NCAA titles under Williams. In the 2017 NCAA Tournament, the Tar Heels allowed only 70.5 points and the opponents shot a collective 39.6 percent from the floor. In Carolina's six Final Four wins en route to the 2005, 2009 and 2017 national championships, the Tar Heels held their opponents to a combined 35.9 percent from the floor; only Michigan State in the 2009 title game shot as high as 40 percent.

## UNC RECORD BY MONTH

Year	November	December	January	February	March	April	Totals
2003-04	3-0	5-1	5-4	4-3	2-3	–	19-11
2004-05	4-1	7-0	6-1	7-1	7-1	2-0	33-4
2005-06	3-1	4-1	5-3	7-1	4-2	–	23-8
2006-07	5-1	7-0	8-1	4-3	7-2	–	31-7
2007-08	6-0	7-0	7-1	6-1	10-0	0-1	36-3
2008-09	7-0	6-0	6-2	6-1	7-1	2-0	34-4
2009-10	6-1	5-2	2-5	2-6	5-2	0-1	20-17
2010-11	4-3	5-1	6-1	7-1	7-2	–	29-8
2011-12	6-1	6-1	7-1	7-1	6-2	–	32-6
2012-13	5-2	5-1	4-3	6-2	5-3	–	25-11
2013-14	4-1	6-2	3-4	8-0	3-3	–	24-10
2014-15	5-1	5-2	7-2	3-4	6-3	–	26-12
2015-16	5-1	7-1	7-0	5-4	8-0	1-1	33-7
2016-17	7-1	5-2	8-1	5-2	6-1	2-0	33-7
2017-18	6-1	6-1	4-5	6-1	4-3	–	26-11
2018-19	6-2	3-1	7-1	7-1	6-2	–	29-7
2019-20	6-1	2-4	2-5	2-7	2-2	–	14-19
<b>Totals</b>	<b>88-18</b>	<b>91-20</b>	<b>94-40</b>	<b>92-39</b>	<b>95-32</b>	<b>7-3</b>	<b>467-152</b>
<b>Pct.</b>	<b>.830</b>	<b>.820</b>	<b>.701</b>	<b>.702</b>	<b>.748</b>	<b>.700</b>	<b>.754</b>

### IN THE ATLANTIC COAST CONFERENCE

The Tar Heels are 202-88 in ACC regular-season play under Williams, the fifth-highest winning percentage (.697) in ACC history.

Williams has led UNC to ACC regular-season titles in 2005, 2007, 2008, 2009, 2011, 2012, 2016, 2017 and 2019, claiming the top spot outright seven times. UNC's average ACC regular-season finish under Williams is 3.1, second best in the league over his tenure. In Williams' 17 seasons, only six schools – UNC (9), Virginia (5), Duke (3), Florida State (1), Maryland (1) and Miami (1) – have won outright or shared the regular-season title.

Carolina went unbeaten in nine ACC road games in 2019, tying the best road record in ACC history. Williams has an 90-55 record in ACC road games, a winning percentage of .621 that is the second-best in ACC history. The 90 road wins are the third most in league history behind Krzyzewski and Smith. The Tar Heels have posted winning ACC records on the road in 12 of his 17 seasons, including 9-0 in 2018-19, 8-0 in 2007-08 and 7-1 in 2005-06 and 2011-12.

### PLAYER HONORS

Williams' players have won numerous individual awards:

- four National Players of the Year – Drew Gooden (2002), Nick Collison (2003), Sean May (2005) and Tyler Hansbrough (2008)
  - 17 first-team All-Americans, including 10 consensus first-team All-America honors – Raef LaFrentz (1997 and 1998), Paul Pierce (1998), Gooden (2002), Collison (2003), Hansbrough (2007, 2008, 2009), Brice Johnson (2016) and Justin Jackson (2017)
  - nine conference player or athletes of the year, including five Tar Heels – May (2005), Hansbrough (2008), Ty Lawson (2009), Tyler Zeller (2012) and Jackson (2017)
  - three Bob Cousy Award winners – Raymond Felton (2005), Lawson (2009) and Kendall Marshall (2012)
  - 34 first-team all-conference players, including Cameron Johnson, who transferred to Carolina after playing three seasons at Pitt and developed into a first-team All-ACC and first-round NBA Draft pick in 2019
  - 44 academic all-conference selections
  - two Academic All-Americans of the Year
  - seven first-team Academic All-Americans, including Paige, who became UNC's first three-time Academic All-America
  - 33 NBA first-round draft picks – 22 at Carolina and 11 at Kansas
- His players have earned nearly 1.3 billion dollars in NBA salary. In both 2005 and 2012, four Tar Heels were chosen in the first round. Pierce was the 2008 NBA Finals MVP after leading the Boston Celtics to the title; Danny Green set the NBA Finals record with 27 three-pointers in 2013, won a title with San Antonio in 2014 and a second ring with Toronto last season; Harrison Barnes won a title with Golden State in 2015 and was a starter on the Warriors when they set the NBA single-season record with 73 wins in 2016.

Hansbrough became the most decorated player in Carolina Basketball history and set the all-time ACC scoring mark with 2,872 points. He is the only player in ACC history to earn first-team All-America and first-team All-ACC honors in each of his four seasons. He also became Carolina's all-time leading rebounder, set the NCAA record for free throws made, won an NCAA title

and National Player of the Year honors and earned his degree.

On March 8, 2009, Senior Day at Carolina, an emotional Hansbrough thanked Williams for living up to a promise Williams made during his recruitment that the coach would always be honest with him.

"He always tells you the straight-up truth about what you need to hear, not just what you want to hear," said Hansbrough. "That helped me not only as a player but also as a person."

Green started at small forward for the 2009 Tar Heels and at shooting guard for the San Antonio Spurs when they won the 2014 NBA championship, joining Hall of Famers Michael Jordan and James Worthy as players who won NCAA titles at UNC and NBA rings. Green said the winning cultures of the Tar Heels and the Spurs were similar.

"It starts with the coaches – Coach Williams and Coach Pop (Gregg Popovich) are very professional in the way they carry themselves," said Green, who averaged 13.1 points for the 2009 national championship team and played in more wins (123) than any Tar Heel in history. "They recruit not just great players, but great people. They want people who have the mentality of wanting to win and compete and not just be about the individual. Coach Williams gets kids who will buy into the message of winning, being a team and doing things the right way without worrying about individual accolades."

"Coach Williams does a great job of getting everyone on the same page and molding them a certain way and doing things the right way," adds Green. "I learned that at Carolina. It was easy for me to adjust to the Spurs organization, because I was doing those same things here."

Williams is the only coach whose players have won more than one Bob Cousy Award as the best point guard in the nation. Felton led the Tar Heels to the 2005 NCAA title; Lawson won a national championship in 2009 and set the ACC single-season record for highest assist-error ratio; and Marshall led UNC to back-to-back regular-season league titles, set ACC records for most assists, highest assist average and most double-figure assist games in a season and posted the highest career assist-error ratio in ACC history.

Berry, a two-time Cousy Award finalist, was the ACC Tournament's Most Valuable Player in 2016 and became the first Tar Heel to ever earn All-Final Four honors in back-to-back seasons in 2016-17. Berry scored 20 points against Villanova in the 2016 title game and a game-high 22 in 2017 against Gonzaga, making him the first player to score 20 points in consecutive finals since Bill Walton in 1972-73.

Carolina averaged 85.8 points in 2019, third highest in the NCAA. Williams' teams have averaged at least 80 points per game in a season 23 times. Carolina has ranked in the top four nationally in scoring seven times and either first or second in the ACC in points per game in all but four seasons. Overall his teams have finished in the top 10 nationally in scoring 13 times, in scoring margin 18 times, in field goal percentage 12 times, in



win-loss percentage 13 times and in field goal defense four times. Also, his teams have finished in the top seven nationally in assists per game in 14 of the last 19 years and in the top 10 nationally in rebounding margin in 17 of the last 24 years.

The Tar Heels have led the nation in rebounds in three of the last four seasons and in rebound margin in 2017 and 2019. The 2019 team was No. 1 in the country in total rebounds and rebound margin despite its shooting guard (6-9 Cameron Johnson) being the tallest player in the starting lineup.

Williams is one of 11 Tar Heels enshrined in the Naismith Basketball Hall of Fame, joining a group that includes Smith, Michael Jordan, Larry Brown, Billy Cunningham, Worthy, Bob McAdoo, Charlie Scott and Bobby Jones. Twenty-three of his former players from Carolina and Kansas attended the induction ceremony in Springfield, Mass., in 2007.

"Carolina is number one," said Worthy, the 1988 NBA Finals MVP, at the ring ceremony for the 2017 national champions. "This is where it started for me. It all started with Coach Smith, with him treating every individual player and manager the same and reminding us to give back to the community in addition to being a basketball player. All of us from my era, we came back for Coach Smith. And we also came back to honor Roy, because what he's doing right now is an amazing feat."

### COACHING CAREER PRIOR TO 2003

Williams was an assistant coach at Carolina from 1978-88. Working for Dean Smith, he helped coach such standouts as Mike O'Koren, Al Wood, Worthy, Sam Perkins, Matt Doherty, Jordan, Brad Daugherty, Kenny Smith, Joe Wolf, Steve Hale, Jeff Lebo, J.R. Reid and Scott Williams. Carolina won the NCAA title in 1982, finished second in 1981 and won or shared six ACC regular-season titles and three ACC Tournament championships.

Kansas hired Williams on July 8, 1988. Williams coached a number of the finest Kansas players in history, including Mark Randall, Adonis Jordan, Rex Walters, Greg Ostertag, Scot Pollard, Jacque Vaughn, Raef LaFrentz, Paul Pierce, Drew Gooden, Nick Collison and Kirk Hinrich.

The Jayhawks averaged 27.9 wins per season, including 35 in 1997-98. He also won 30 in 1989-90, 34 in 1996-97, 33 in 2001-02 and 30 in 2002-03. The Jayhawks reached the Sweet 16 nine times and the Final Eight on five occasions.

In seven years of Big 12 Conference play, his teams went 94-18, capturing the regular-season title in 1997, 1998, 2002 and 2003 and the postseason tournament crown in 1997, 1998 and 1999. In 2001-02, KU became the first Big 12 team to go 16-0 in league play. From 1995-98, Kansas was a combined 123-17 – an average of 30.8 wins per season.

### ACADEMICS A PRIORITY

Williams emphasizes academic and personal development. He is the only NCAA coach to have two players (Zeller and Vaughn) earn Academic All-America of the Year honors. In 2016, Paige became the seventh to play for Williams to earn first-team Academic All-America. Williams is tied with Smith for fourth among coaches all-time whose players have earned first-team Academic All-America honors behind Wooden (13), Knight (10) and Ted Owens (9).

"What makes Coach Williams one of the great coaches isn't just his extraordinary record, but his dedication to his players," President Barack Obama said when the Tar Heels visited the White House after winning the 2009 championship. "He's just as serious about making these guys into men and into leaders as he is into making them champions."

Marvin Williams, who went to the NBA in 2005 after just one season, returned to Chapel Hill for classes in seven subsequent summers, and earned his degree in 2014.

"I think about what Coach Williams means to me a lot and I hope he's proud of me," said Marvin Williams. "I can't really put into words what he means to me. He came to Bremerton (Wash.) and gave a kid a chance to be something. I can't thank him enough for what he's meant to my family. I could never pay Coach Williams back for what he's done for me, and I mean that genuinely. He told my mother if I worked hard, I could get a degree from this university. When I called my mom to tell her (I was graduating), she instantly started crying. I hope I made my parents and my coach proud."

Williams' players have won first-team Academic All-America honors five times – the Jayhawks' Vaughn (twice), Jerod Haase and Ryan Robertson and Carolina's Zeller (twice) and Paige. Forty-four have made academic all-conference, including four-time recipients Zeller, Paige and Maye. Zeller is the only Tar Heel to be first-team Academic All-America twice and Paige is one of only three players in ACC history to earn first- or second-team Academic All-America honors three times.

In 2018 and 2019, Maye was a second-team Academic All-America and ACC Scholar-Athlete of the Year, two of six times since 2011 one of Williams'



players won the award.

"I respect and admire Coach Williams—as a champion for the students we serve through the Carolina Covenant; as a leader and teacher of young men; as a person of great integrity," said Stephen M. Farmer, UNC's Vice Provost for Enrollment and Undergraduate Admissions. "I also respect and admire his love for this great university and his deep appreciation of the difference it makes in North Carolina and far beyond."

Zeller majored in business administration and became the first Tar Heel to be named the National Academic All-America of the Year.

"Coach Williams always emphasizes that we have to go to class and get an education, because that's why we are here," Zeller said during his senior year. "There might be times we wish we didn't have to do it. But down the road, we'll appreciate it. He lets us know that if we take it seriously, we will have a career outside of basketball."

The North Carolina Foundation for Public School Children honored Williams in 2018 at its Champions for Children Gala.

### PERSONAL

Williams grew up in the Biltmore neighborhood in Asheville. He attended Roberson High, where he played for Coach Buddy Baldwin. He played on Carolina's freshman team in 1968-69 and earned a bachelor's degree in education in 1972 and a master's degree in teaching in 1973.

He began his coaching career in 1973 at Owen High School and was inducted into the school's Hall of Fame in 2010. He coached for USA Basketball teams in the 1991 World University Games, the 1992 U.S. Olympic Development Team, a U-22 tournament in Argentina in 1993 and the 2004 Olympics in Greece.

Several of his staff and players have gone on to head coaching positions, including Matt Doherty, Neil Dougherty, Jerry Green, Steve Robinson, Kevin Stallings, Mark Turgeon, Rex Walters, Wes Miller, Haase and C.B. McGrath.

"My dream is to have relationships with my players and my former players similar to what Coach Williams has with his players," said Haase, the fifth-year head coach at Stanford. "The way I look at him and respect him—the dream scenario is that someday my players look at me the same way."

Williams was born on August 1, 1950. He and his wife, Wanda, a 1972 Carolina graduate, have a son, Scott, and a daughter, Kimberly.

Scott earned a business degree from UNC and played point guard for the Tar Heels in 1997-98 and 1998-99. Scott and his wife, Katie (Wolford), live in Charlotte, with their sons, Aiden and Court. Katie is a 2001 Carolina graduate and former cheerleader. She earned a doctorate in physical therapy from Boston University.

Kimberly is a 2002 Carolina graduate with a degree in English, was a member of the UNC dance team in 2000 and 2001 and owns The Dance Spot in Huntersville. In 2016, she married Kurt Newlin, a 2003 UNC graduate who earned his master's in health administration from UNC Charlotte. They live in Huntersville with their son, Kayson Alexander, and daughter Kenzie Lyla.

The Williamses have contributed more than \$425,000 to the Carolina Covenant, an initiative at UNC that allows low-income students to attend the University debt free. Roy and Wanda serve as honorary chairs of a multi-million-dollar campaign to endow the program. He hosts the annual Fast Break vs. Cancer breakfast that has surpassed \$2.6 million in donations and directs the autographed basketball program that has directed more than \$1.6 million to local charities.

In 2020, the Williamses gave more than \$600,000 to Carolina Athletics to cover the funding so spring sport student-athletes whose seasons were canceled due to the pandemic could return to play another season in 2021.





## ROY WILLIAMS' RECORD VS. OPPONENTS (THROUGH 2019-20)

Opponent	Kansas Wins	Kansas Losses	UNC Wins	UNC Losses	Totals
Air Force			1	0	1-0
Akron			1	0	1-0
<b>Alabama</b>			<b>1</b>	<b>0</b>	<b>1-0</b>
UAB	1	0	3	1	4-1
Albany			1	0	1-0
Alaska Anchorage	1	0			1-0
Appalachian State			2	0	2-0
Arkansas	1	0	4	0	5-0
Arkansas-Little Rock	2	0			2-0
Arizona	4	2	2	0	6-2
Arizona State	3	1			3-1
Auburn			0	1	0-1
Ball State	1	1			1-1
Baylor	6	1			6-1
Belmont			0	1	0-1
Boise State	1	0			1-0
<b>Boston College</b>			<b>16</b>	<b>5</b>	<b>16-5</b>
BYU	1	0	2	0	3-0
Brown	2	0			2-0
Bucknell			1	0	1-0
Butler			1	2	1-2
California	5	0			5-0
UC Santa Barbara			3	0	3-0
Cal-State Northridge	1	0			1-0
Central Missouri State	2	0			2-0
Chaminade			3	0	3-0
Chattanooga	1	0	1	0	2-0
Cincinnati	1	0			1-0
<b>Clemson</b>			<b>21</b>	<b>4</b>	<b>21-4</b>
Cleveland State			3	0	3-0
Coastal Carolina			1	0	1-0
Colgate	1	0			1-0
<b>College of Charleston</b>			<b>2</b>	<b>1</b>	<b>2-1</b>
Colorado	33	2			33-2
Connecticut	2	0	2	0	4-0
Coppin State	1	0			1-0
Cornell	1	0			1-0
Creighton			1	0	1-0
<b>Davidson</b>			<b>9</b>	<b>0</b>	<b>9-0</b>
Dayton			1	1	1-1
DePaul	5	0			5-0
<b>Duke</b>	<b>1</b>	<b>3</b>	<b>16</b>	<b>22</b>	<b>17-25</b>
East Carolina			2	0	2-0
Eastern Kentucky			1	0	1-0
East Tennessee State	3	0	1	0	4-0
Elizabeth City State	1	0			1-0
<b>Elon</b>			<b>3</b>	<b>0</b>	<b>3-0</b>
Emporia State	3	0			3-0
Evansville	1	0	3	0	4-0
Fairfield	1	0	1	0	2-0
Florida	2	1	1	0	3-1
Florida Atlantic			2	0	2-0
Florida Gulf Coast			1	0	1-0
Florida International			1	0	1-0
<b>Florida State</b>	<b>1</b>	<b>0</b>	<b>20</b>	<b>7</b>	<b>21-7</b>
Fort Hays State	2	0			2-0
Furman	1	0			1-0
Gardner Webb			5	0	5-0
George Mason			1	1	1-1
Georgetown			0	1	0-1
George Washington	1	0			1-0

Opponent	Kansas Wins	Kansas Losses	UNC Wins	UNC Losses	Totals
Georgia	3	0			3-0
<b>Georgia Tech</b>	<b>1</b>	<b>0</b>	<b>15</b>	<b>10</b>	<b>16-10</b>
Gonzaga	1	0	3	2	4-2
Harvard			2	0	2-0
Hawai'i	1	1	1	0	2-1
Hawaii Loa	1	0			1-0
High Point			1	0	1-0
Hofstra			1	0	1-0
Holy Cross	2	0	1	0	3-0
Houston	1	0			1-0
Howard	1	0			1-0
Idaho	1	0			1-0
Illinois	2	2	2	2	4-4
Illinois State	1	0			1-0
<b>Indiana</b>	<b>5</b>	<b>1</b>	<b>2</b>	<b>2</b>	<b>7-3</b>
Iona	1	0	2	0	3-0
<b>Iowa</b>	<b>0</b>	<b>2</b>	<b>1</b>	<b>1</b>	<b>1-3</b>
Iowa State	24	11	1	1	25-12
Jackson State	2	0			2-0
Kansas			0	3	0-3
Kansas State	35	4	1	0	36-4
Kent State			1	0	1-0
Kentucky	1	3	8	7	9-10
Lipscomb			2	0	2-0
Long Beach State	1	1	4	0	5-1
Long Island			1	0	1-0
LSU	2	0	1	0	3-0
<b>Louisville</b>	<b>1</b>	<b>1</b>	<b>8</b>	<b>4</b>	<b>9-5</b>
Loyola (Ill.)	1	0	1	0	2-0
Marquette	3	0	1	0	4-0
Marshall			1	0	1-0
Maryland	0	2	15	5	15-7
UMBC	3	0			3-0
Massachusetts	3	1			3-1
McNeese State			1	0	1-0
<b>Miami (Fla.)</b>	<b>2</b>	<b>1</b>	<b>19</b>	<b>7</b>	<b>21-8</b>
Michigan	0	1	1	2	1-3
Michigan State	0	1	7	1	7-2
Middle Tennessee State	3	0			3-0
Minnesota	1	0	0	1	1-1
Mississippi State			2	0	2-0
Mississippi Valley State	1	0	1	0	2-0
Missouri	19	13			19-13
Missouri Kansas City	3	0			3-0
Monmouth			2	0	2-0
Mt. St. Mary's			1	0	1-0
Murray State			1	0	1-0
Nebraska	25	8			25-8
Nevada			3	0	3-0
<b>UNLV</b>	<b>3</b>	<b>0</b>	<b>1</b>	<b>1</b>	<b>4-1</b>
New Orleans	1	0			1-0
Niagara	1	0			1-0
Nicholls			2	0	2-0
North Carolina	1	2			1-2
NC Central			2	0	2-0
UNC Asheville	3	0	6	0	9-0
UNCG	1	0	3	0	4-0
<b>NC State</b>	<b>5</b>	<b>0</b>	<b>32</b>	<b>4</b>	<b>37-4</b>
UNCW			5	0	5-0
North Dakota	2	0			2-0



Opponent	Kansas Wins	Kansas Losses	UNC Wins	UNC Losses	Totals
Northern Arizona	2	0			2-0
Northern Iowa			2	1	2-1
Northern Kentucky			1	0	1-0
<b>Notre Dame</b>			<b>10</b>	<b>4</b>	<b>10-4</b>
Northwestern			1	0	1-0
Oakland (Mich.)			2	0	2-0
Ohio			1	0	1-0
<b>Ohio State</b>	<b>3</b>	<b>0</b>	<b>5</b>	<b>1</b>	<b>8-1</b>
Oklahoma	17	11	1	0	18-11
Oklahoma State	20	8	1	0	21-8
Old Dominion			2	0	2-0
Oral Roberts	1	0	1	0	2-0
Oregon	1	1	3	0	4-1
Pacific Lutheran	1	0			1-0
Penn	3	0	3	0	6-0
Pepperdine	6	0			6-0
<b>Pittsburgh</b>	<b>1</b>	<b>0</b>	<b>7</b>	<b>4</b>	<b>8-4</b>
Pittsburg State	3	0			3-0
Portland			1	0	1-0
Prarie View A&M	1	0			1-0
Presbyterian			1	0	1-0
Princeton	2	0			2-0
<b>Providence</b>			<b>2</b>	<b>0</b>	<b>2-0</b>
Purdue	1	1			1-1
Radford			2	0	2-0
Rhode Island	1	1	1	0	2-1
Richmond			1	0	1-0
Rice	3	0			3-0
Rider	1	0			1-0
Robert Morris	1	0	1	0	2-0
Rollins	1	0			1-0
Rutgers			5	0	5-0

Opponent	Kansas Wins	Kansas Losses	UNC Wins	UNC Losses	Totals
Sacred Heart			1	0	1-0
Saint Francis (Pa.)			2	0	2-0
Saint Louis	1	1	2	0	3-1
St. John's	2	0			2-0
St. Peter's	1	0			1-0
San Diego	3	0			3-0
Santa Clara	4	0	1	1	5-1
Seattle	1	0			1-0
Seattle Pacific	1	0			1-0
Seton Hall	1	1			1-1
South Carolina			1	0	1-0
South Carolina State	2	0	1	0	3-0
Southern California	2	0	2	1	4-1
SMU	8	0			8-0
Southern Mississippi	1	0			1-0
SW Missouri State	2	0			2-0
<b>Stanford</b>	<b>2</b>	<b>0</b>	<b>2</b>	<b>0</b>	<b>4-0</b>
<b>Syracuse</b>	<b>1</b>	<b>2</b>	<b>9</b>	<b>3</b>	<b>10-5</b>
Temple	2	2	1	0	3-2
Tennessee			4	0	4-0
Tennessee-Martin	1	0			1-0
Tennessee State			1	0	1-0
Tennessee Tech			1	0	1-0
<b>Texas</b>	<b>6</b>	<b>1</b>	<b>1</b>	<b>7</b>	<b>7-8</b>
Texas A&M	7	0	0	1	7-1
TCU	1	0			1-0
UTEP	0	1			0-1
Texas Pan American	1	0			1-0
Texas San Antonio	1	0			1-0
Texas Southern			1	0	1-0
Texas Tech	8	1			8-1
Tulane			3	0	3-0
Tulsa	3	0			3-0
UCLA	4	2	4	0	8-2
Utah	1	0			1-0
Utah State	1	0			1-0
Valparaiso	1	0	3	0	4-0
Vanderbilt	1	0	0	1	1-1
Vermont			2	0	2-0
Villanova			3	1	3-1
<b>Virginia</b>	<b>2</b>	<b>1</b>	<b>16</b>	<b>13</b>	<b>18-14</b>
<b>Virginia Tech</b>			<b>16</b>	<b>5</b>	<b>16-5</b>
<b>Wake Forest</b>	<b>2</b>	<b>1</b>	<b>16</b>	<b>6</b>	<b>18-7</b>
Washburn	3	0			3-0
Washington			2	0	2-0
Washington State			1	0	1-0
Western Carolina			1	0	1-0
Western Kentucky	2	0			2-0
Western Michigan	1	0			1-0
Wichita State	5	0			5-0
William & Mary			4	0	4-0
Winthrop	1	0	1	0	2-0
Wisconsin			3	1	3-1
Wofford			2	2	2-2
Wyoming	1	0			1-0
Yale			1	0	1-0
Xavier	1	0			1-0
<b>Totals</b>	<b>KU W's 418</b>	<b>KU L's 101</b>	<b>UNC W's 467</b>	<b>UNC L's 152</b>	<b>Total 885-253</b>



## ROY WILLIAMS' NCAA TOURNAMENT GAME-BY-GAME RESULTS

### NCAA TOURNAMENT (29 appearances, 79-26)

#### at Kansas (14 appearances, 34-14)

Year	Opponent	Rd	Seeds	W/L	Score	Site
1990	Robert Morris	1	2-15	W	79-71	Atlanta
1990	UCLA	2	2-7	L	70-71	Atlanta
1991	New Orleans	1	3-14	W	55-49	Louisville
1991	Pitt	2	3-6	W	77-66	Louisville
1991	Indiana	Sweet 16	3-2	W	83-65	Charlotte
1991	Arkansas	Final 8	3-1	W	93-81	Charlotte
1991	North Carolina	FF-SF	3-1	W	79-73	Indianapolis
1991	Duke	FF-CH	3-2	L	65-72	Indianapolis
1992	Howard	1	1-16	W	100-67	Dayton
1992	UTEP	2	1-9	L	60-66	Dayton
1993	Ball State	1	2-15	W	94-72	Rosemont, Ill.
1993	BYU	2	2-7	W	90-76	Rosemont, Ill.
1993	California	Sweet 16	2-6	W	93-76	St. Louis
1993	Indiana	Final 8	2-1	W	83-77	St. Louis
1993	North Carolina	FF-SF	2-1	L	68-78	New Orleans
1994	Chattanooga	1	4-13	W	102-73	Lexington
1994	Wake Forest	2	4-5	W	69-58	Lexington
1994	Purdue	Sweet 16	4-1	L	78-83	Knoxville
1995	Colgate	1	1-16	W	82-68	Dayton
1995	Western Kentucky	2	1-8	W	75-70	Dayton
1995	Virginia	Sweet 16	1-4	L	58-67	Kansas City
1996	South Carolina State	1	2-15	W	92-54	Tempe
1996	Santa Clara	2	2-10	W	76-51	Tempe
1996	Arizona	Sweet 16	2-3	W	83-80	Denver
1996	Syracuse	Final 8	2-4	L	57-60	Denver
1997	Jackson State	1	1-16	W	78-64	Memphis
1997	Purdue	2	1-8	W	75-61	Memphis
1997	Arizona	Sweet 16	1-4	L	82-85	Birmingham
1998	Prairie View	1	1-16	W	110-52	Oklahoma City
1998	Rhode Island	2	1-8	L	75-80	Oklahoma City
1999	Evansville	1	6-11	W	95-74	New Orleans
1999	Kentucky	2	6-3	L	88-92 (OT)	New Orleans
2000	DePaul	1	8-9	W	81-77 (OT)	Winston-Salem
2000	Duke	2	8-1	L	64-69	Winston-Salem
2001	Cal St Northridge	1	4-13	W	99-75	Dayton
2001	Syracuse	2	4-5	W	87-58	Dayton
2001	Illinois	Sweet 16	4-1	L	64-80	San Antonio
2002	Holy Cross	1	1-16	W	70-59	St. Louis
2002	Stanford	2	1-8	W	86-63	St. Louis
2002	Illinois	Sweet 16	1-4	W	73-69	Madison
2002	Oregon	Final 8	1-2	W	104-86	Madison
2002	Maryland	FF-SF	1-1	L	88-97	Atlanta
2003	Utah State	1	2-15	W	64-61	Oklahoma City
2003	Arizona State	2	2-10	W	108-76	Oklahoma City
2003	Duke	Sweet 16	2-3	W	69-65	Anaheim
2003	Arizona	Final 8	2-1	W	78-75	Anaheim
2003	Marquette	FF-SF	2-3	W	94-61	New Orleans
2003	Syracuse	FF-CH	2-3	L	78-81	New Orleans

#### at North Carolina (15 appearances, 45-12)

Year	Opponent	Rd	Seeds	W/L	Score	Site
2004	Air Force	1	6-11	W	63-52	Denver
2004	Texas	2	6-3	L	75-78	Denver
2005	Oakland	1	1-16	W	96-68	Charlotte
2005	Iowa State	2	1-8	W	92-65	Charlotte
2005	Villanova	Sweet 16	1-5	W	67-66	Syracuse
2005	Wisconsin	Final 8	1-6	W	88-82	Syracuse
2005	Michigan State	FF-SF	1-5	W	87-71	St. Louis
2005	Illinois	FF-CH	1-1	W	75-70	St. Louis
2006	Murray State	1	3-14	W	69-65	Dayton
2006	George Mason	2	3-11	L	60-65	Dayton
2007	Eastern Kentucky	1	1-16	W	86-65	Winston-Salem
2007	Michigan State	2	1-9	W	81-67	Winston-Salem
2007	USC	Sweet 16	1-5	W	74-64	East Rutherford
2007	Georgetown	Final 8	12	L	84-96 (OT)	East Rutherford
2008	Mt. St. Mary's	1	1-16	W	113-74	Raleigh
2008	Arkansas	2	1-9	W	108-77	Raleigh
2008	Washington State	Sweet 16	1-4	W	68-47	Charlotte
2008	Louisville	Final 8	1-3	W	83-73	Charlotte
2008	Kansas	FF-SF	1-1	L	66-84	San Antonio
2009	Radford	1	1-16	W	101-58	Greensboro
2009	LSU	2	1-8	W	84-70	Greensboro
2009	Gonzaga	Sweet 16	1-4	W	98-77	Memphis
2009	Oklahoma	Final 8	1-2	W	72-60	Memphis
2009	Villanova	FF-SF	1-3	W	83-69	Detroit
2009	Michigan State	FF-CH	1-2	W	89-72	Detroit

Year	Opponent	Rd	Seeds	W/L	Score	Site
2011	Long Island	1	2-15	W	102-87	Charlotte
2011	Washington	2	2-7	W	86-83	Charlotte
2011	Marquette	Sweet 16	2-11	W	81-63	Newark
2011	Kentucky	Final 8	2-1	L	69-76	Newark
2012	Vermont	1	1-16	W	77-58	Greensboro
2012	Creighton	2	1-8	W	87-73	Greensboro
2012	Ohio	Sweet 16	1-13	W	73-65 (ot)	St. Louis
2012	Kansas	Final 8	1-2	L	67-80	St. Louis
2013	Villanova	1	8-9	W	78-71	Kansas City
2013	Kansas	2	8-1	L	58-70	Kansas City
2014	Providence	1	6-11	W	79-77	San Antonio
2014	Iowa State	2	6-3	L	83-85	San Antonio
2015	Harvard	1	4-13	W	67-65	Jacksonville
2015	Arkansas	2	4-5	W	87-78	Jacksonville
2015	Wisconsin	Sweet 16	4-1	L	72-79	Los Angeles
2016	Florida Gulf Coast	1	1-16	W	83-67	Raleigh
2016	Providence	2	1-9	W	85-66	Raleigh
2016	Indiana	Sweet 16	1-5	W	101-86	Philadelphia
2016	Notre Dame	Final 8	1-6	W	88-74	Philadelphia
2016	Syracuse	FF-SF	1-10	W	83-66	Houston
2016	Villanova	FF-CH	1-2	L	74-77	Houston
2017	Texas Southern	1	1-16	W	103-64	Greenville, S.C.
2017	Arkansas	2	1-8	W	72-65	Greenville, S.C.
2017	Butler	Sweet 16	1-4	W	92-80	Memphis
2017	Kentucky	Final 8	1-2	W	75-73	Memphis
2017	Oregon	FF-SF	1-3	W	77-76	Phoenix
2017	Gonzaga	FF-CH	1-1	W	71-65	Phoenix
2018	Lipscomb	1	2-15	W	84-66	Charlotte
2018	Texas A&M	2	2-7	L	65-86	Charlotte
2019	Iona	1	1-16	W	88-73	Columbus, Ohio
2019	Washington	2	1-9	W	81-59	Columbus, Ohio
2019	Auburn	Sweet 16	1-5	L	80-97	Kansas City







## ROY WILLIAMS' NCAA TOURNAMENT, ACC TOURNAMENT RECORD VS. OPPONENTS

### NCAA TOURNAMENT

Opponent	Kansas	UNC	Total
Air Force		1-0	1-0
Arizona	2-1		2-1
Arizona State	1-0		1-0
Arkansas	1-0	3-0	4-0
Auburn		0-1	0-1
Ball State	1-0		1-0
BYU	1-0		1-0
Butler		1-0	1-0
California	1-0		1-0
Cal St Northridge	1-0		1-0
Chattanooga	1-0		1-0
Colgate	1-0		1-0
Creighton		1-0	1-0
DePaul	1-0		1-0
Duke	1-2		1-2
Eastern Kentucky		1-0	1-0
Evansville	1-0		1-0
Florida Gulf Coast		1-0	1-0
George Mason		0-1	0-1
Georgetown		0-1	0-1
Gonzaga		2-0	2-0
Harvard		1-0	1-0
Holy Cross	1-0		1-0
Howard	1-0		1-0
Illinois	1-1	1-0	2-1
Indiana	2-0	1-0	3-0
Iona		1-0	1-0
Iowa State		1-1	1-1
Jackson State	1-0		1-0
Kansas		0-3	0-3
Kentucky	0-1	1-1	1-2
Lipscomb		1-0	1-0
Long Island		1-0	1-0
LSU		1-0	1-0
Louisville		1-0	1-0
Marquette	1-0	1-0	2-0
Maryland	0-1		0-1
Michigan State		3-0	3-0
Mt. St. Mary's		1-0	1-0
Murray State		1-0	1-0
New Orleans	1-0		1-0
North Carolina	1-1		1-1
Notre Dame		1-0	1-0
Oakland		1-0	1-0
Ohio		1-0	1-0
Oklahoma		1-0	1-0
Oregon	1-0	1-0	2-0
Pitt	1-0		1-0
Prairie View	1-0		1-0
Providence		2-0	2-0
Purdue	1-1		1-1
Radford		1-0	1-0
Rhode Island	0-1		0-1
Robert Morris	1-0		1-0
Santa Clara	1-0		1-0
South Carolina State	1-0		1-0
Stanford	1-0		1-0
Syracuse	1-2	1-0	2-2
Texas		0-1	0-1
Texas A&M		0-1	0-1
UTEP	0-1		0-1
Texas Southern		1-0	1-0
UCLA	0-1		0-1
USC		1-0	1-0
Utah State	1-0		1-0
Wake Forest	1-0		1-0
Western Kentucky	1-0		1-0
Vermont		1-0	1-0

Opponent	Kansas	UNC	Total
Villanova		3-1	3-1
Virginia	0-1		0-1
Washington		2-0	2-0
Washington State		1-0	1-0
Wisconsin		1-1	1-1
<b>TOTALS</b>	<b>34-14</b>	<b>45-12</b>	<b>79-26</b>

29 appearances	Kansas	UNC	Totals
1st Round	14-0	15-0	29-0
2nd Round	9-5	10-5	19-10
Sweet 16 (regional semifinal)	5-4	8-2	13-6
Final Eight (regional final)	4-1	5-3	9-4
Final Four – national semifinal	2-2	4-1	6-3
Final Four – national final	0-2	3-1	3-3
<b>TOTALS</b>	<b>34-14</b>	<b>45-12</b>	<b>79-26</b>

### ACC TOURNAMENT

	UNC
Boston College	2-1
Clemson	3-0
Duke	1-3
Florida State	3-2
Georgia Tech	0-3
Louisville	2-0
Maryland	2-0
Miami	3-1
NC State	2-0
Notre Dame	1-1
Pitt	1-1
Syracuse	1-1
Virginia	3-1
Virginia Tech	3-0
Wake Forest	0-0
<b>15 Years</b>	<b>27-14</b>

1st Round	1-1
2nd Round	2-1
Quarterfinals	13-2
Semifinals	8-5
Championship	3-5





## ROY WILLIAMS ERA

### Team Single-Game Highs and Lows, 2003-present

CAROLINA	HIGH	LOW
Field Goals	48 vs. Chaminade, 11/24/08	15 vs. Michigan State, 11/26/17
Field Goal Attempts	90 vs. Wake Forest, 12/20/03	45 at NC State, 2/29/04; Wisconsin 11/30/11
FG Percentage	.709 (39x55) vs. Old Dominion, 11/23/07	.246 (15x61) vs. Michigan State, 11/26/17
FG Percentage in a Half	.781, 2nd half (25x32) at NC State, 2/10/18	.200 (5x25) 2nd half at Georgia Tech, 1/16/11
3-Point Field Goals	16 vs. Maryland, 2/3/09; vs. Western Carolina, 12/6/17; 16 vs. Virginia Tech, 1/21/19; at Wake Forest, 2/16/19	1 on 22 occasions (last: at Wake Forest, 2/11/20)
3-Point Attempts	34 vs. Virginia Tech, 1/21/19	4 vs. Gardner-Webb, 11/23/09
3-Point Percentage	.733 (11x15) vs. Wake Forest, 2/22/14 (min. 10 made) .727 (16x22) vs. Western Carolina, 12/6/17 (min. 20 attempts)	.056 (1x18) vs. Michigan State, 11/26/17
Free Throws Made	37 vs. Clemson, 3/11/05*	2 vs. Clemson, 3/2/04
Free Throw Attempts	50 vs. Maryland, 2/15/04	4 vs. Clemson, 3/2/04; vs. George Mason, 3/19/06^
FT Pct. (min. 10 att.)	1.000 (13x13) vs. Duke, 3/7/15	.273 (3x11) at Wake Forest, 2/16/19
Offensive Rebounds	31 vs. Nicholls, 12/19/11	1 vs. Pitt, 2/14/16
Defensive Rebounds	42 vs. Oregon, 11/25/08; vs. LIU, 3/18/11^	13 vs. Duke, 3/9/13
Total Rebounds	72 vs. Nicholls, 12/19/11	20 at Duke, 3/8/14
Rebound Margin	+38 vs. Gardner-Webb, 11/19/06	-19 (41-60) vs. Texas, 12/19/09
Assists	32 vs. Tennessee State, 11/22/11 32 vs. Miami, 1/25/20	5 at Maryland, 2/21/09
Turnovers	26 vs. Tennessee, 11/9/09; vs. FIU, 11/9/09; at Clemson, 1/13/10	2 vs. Duke, 2/8/2018
Blocked Shots	15 at Duke, 3/8/08; vs. Northern Kentucky, 12/27/13	0 on 16 occasions (last: vs. Iona, 3/22/19^)
Steals	20 vs. UNC Asheville, 12/28/05	0 vs. Syracuse, 3/11/20*
Points	116 vs. UNC Asheville, 11/30/08; at Elon 11/09/18	43 at Virginia, 2/27/17
Points in a Half	68, 2nd half vs. George Mason, 12/7/03	18, 1st half vs. Butler, 11/20/12; 1st half vs. NC State, 2/24/15 18, 1st half at Virginia, 12/8/19
Scoring Margin	+68 (116-48) vs. UNC Asheville, 11/30/08	-33 (57-90) at Florida State, 1/14/12
OPPONENTS	HIGH	LOW
Field Goals	46 by Wake Forest, 12/20/03	14 by Virginia Tech, 2/16/08; by NC Central, 11/11/09; by Boston College, 2/19/11
Field Goal Attempts	90 by Wake Forest, 12/20/03	39 by Air Force, 3/18/04^
FG Percentage	.649 (37x57) at Pitt, 2/14/15	.255 (14x55) by NC Central, 11/11/09
FG Percentage in a Half	.765 (13x17), 2nd half at NC State, 2/3/07	.161 (5x31), 2nd half at Elon, 11/09/18
3-Point Field Goals	17 by Auburn, 3/29/19^	1 seven times (last: at Georgia Tech, 3/3/15)
3-Point Attempts	43 by William and Mary, 3/16/10~	9 at Maryland, 1/14/04; by NC Central, 11/11/09
3-Point Percentage	.846 (11x13) at Clemson, 1/31/04	.043 (1x23) at Arizona, 1/27/07
Free Throws Made	33 by Duke, 3/10/17*	0 by Winthrop, 11/15/06
Free Throw Attempts	44 at Louisville, 1/31/15	1 by Winthrop, 11/15/06
FT Pct. min. 10 att.	1.000 (32x32) at Wake Forest, 1/15/05	.263 (5x19) at Clemson, 1/17/07
Offensive Rebounds	29 by Texas, 12/19/09; by Butler, 11/26/14	1 at Gonzaga, 12/18/19; by Yale, 12/30/19
Defensive Rebounds	38 by Michigan State, 11/26/17	10 by Eastern Kentucky, 3/15/07; by Notre Dame, 3/27/16^
Total Rebounds	60 by Texas, 12/19/09	15 by Notre Dame, 3/27/16^
Assists	30 at Pitt, 2/14/15	5 six times (last: by Oklahoma State, 11/22/16)
Turnovers	32 by South Carolina State, 11/20/07	2 at Notre Dame, 2/6/16
Blocked Shots	16 at Connecticut, 2/13/05	0 several times (last: at Boston College, 2/6/16)
Steals	20 at Clemson, 1/17/07	1 four times (last: by UNCG, 12/28/15)
Points	119 by Wake Forest, 12/20/03	41 by Virginia, 2/18/17
Points in a Half	61, 2nd half by East Carolina, 12/15/12	12, 1st half by East Tennessee State, 12/8/12

\* ACC Tournament  
^ NCAA Tournament  
~ NIT



**RAYMOND FELTON** scored 22 points and had 11 assists when Carolina scored 114 points against Wake Forest on 12/20/2003.

**CAMERON JOHNSON** (right) made seven of UNC's 16 three-pointers at Wake Forest on 2/16/19.







## ROY WILLIAMS ERA

### Individual Single-Game Bests, 2003-present

INDIVIDUAL HIGHS	NORTH CAROLINA	OPPONENTS
<b>Points</b>	40 by Tyler Hansbrough vs. Georgia Tech, 2/15/06 40 by Harrison Barnes vs. Clemson, 3/12/11*	47 by Malik Monk, Kentucky, 12/17/16
<b>Field Goals</b>	15 by Luke Maye at NC State, 2/10/18	18 by Malik Monk, Kentucky, 12/17/16
<b>Field Goal Attempts</b>	24 by Luke Maye at Duke, 2/20/19 24 by Cole Anthony vs. Notre Dame, 11/6/19 24 by Cole Anthony at UNCW, 11/8/19	28 by Grayson Allen at Duke, 3/5/16 28 by Malik Monk, Kentucky, 12/17/16
<b>Field Goal Percentage (min. 10 att.)</b>	.917 (11x12) by Kennedy Meeks at Florida State, 2/17/14 .917 (11x12) by Brice Johnson vs. UCLA, 12/19/15	.909 (10x11) by Randolph Morris, Kentucky, 12/2/06
<b>3-Point Field Goals</b>	8 by Rashad McCants vs. Clemson, 3/2/04	10 by Kyle McAlarney, Notre Dame, 11/26/08
<b>3-Field Goal Attempts</b>	14 by Rashad McCants at Florida State, 1/22/04	18 by Kyle McAlarney, Notre Dame, 11/26/08
<b>3-Point Field Goal Pct (min. 5 made)</b>	1.000 (5x5) by Marcus Paige at NC State, 1/14/15 1.000 (5x5) by Joel Berry II vs. Duke, 3/4/17	1.000 (7x7) by Allerik Freeman, NC State, 1/27/18
<b>Free Throws Made</b>	20 by Tyler Zeller vs. Maryland, 2/29/12	17 by Zabian Dowdell, Virginia Tech, 2/13/07
<b>Free Throw Attempts</b>	23 by Tyler Zeller vs. Maryland, 2/29/12	19 by Zabian Dowdell, Virginia Tech, 2/13/07
<b>Free Throw Percentage (min. 10 made)</b>	1.000 (14x14) by Tyler Hansbrough vs. NC State, 1/7/06 1.000 (14x14) by Cole Anthony vs. Boston College, 2/1/20	1.000 (12x12) by Sean Singletary, Virginia, 3/10/06* 1.000 (12x12) by Tyus Jones, Duke, 3/7/15 1.000 (12x12) by Tyler Dorsey, Oregon, 4/1/17^
<b>Offensive Rebounds</b>	12 by Sean May vs. Duke, 3/6/05 12 by Brice Johnson at Duke, 3/5/16	12 by Dexter Pittman, Texas, 12/19/09
<b>Defensive Rebounds</b>	17 by Tyler Hansbrough at Florida State, 2/3/08	16 by John Mooney, Notre Dame, 1/15/19
<b>Total Rebounds</b>	24 by Sean May vs. Duke, 3/6/05	21 by Talib Zanna, Pittsburgh, 3/14/14*
<b>Assists</b>	18 by Raymond Felton vs. George Mason, 12/7/04	13 by Luke Loucks, Florida State, 3/11/12*
<b>Turnovers</b>	8 by Raymond Felton vs. Georgia Tech 1/12/05; at Duke 2/9/05 8 by Sean May vs. Virginia 2/16/05 8 by Tyler Hansbrough at Maryland 2/2/06 8 by Larry Drew II at Georgia Tech 2/16/10 8 by Marcus Paige at Maryland, 3/6/13	10 by Evan Turner, Ohio State, 11/19/09
<b>Blocked Shots</b>	9 by John Henson vs. Michigan State, 11/11/11	6 seven times (last: by BeeJay Anya, NC State, 2/24/15)
<b>Steals</b>	8 by Tyler Hansbrough vs. UNC Asheville 12/28/05 8 by Ty Lawson vs. Michigan State 4/6/09	8 by Ashton Hagans, Kentucky, 12/22/18
<b>Minutes Played</b>	50 by Jawad Williams vs. Wake Forest 12/20/03 (3 OT)	49 by Jamaal Levy, Wake Forest, 12/20/03 (3 OT)

\* ACC Tournament  
^ NCAA Tournament  
~ NIT



JOEL BERRY II went 5 for 5 from three-point range against Duke in the 2017 regular-season finale in Carolina's 90-83 victory.



HARRISON BARNES scored 40 points against Clemson in the 2011 ACC Tournament. Barnes and Tyler Hansbrough share the record for most points in the Roy Williams Era; both players did it as freshman.





## ROY WILLIAMS ERA

### Carolina's Top 5 Individual Single-Game Performances

#### POINTS

- \*40 Harrison Barnes vs. Clemson, March 12, 2011 in Greensboro (OT)
- 40 Tyler Hansbrough vs. Georgia Tech, Feb. 15, 2006
- 39 Brice Johnson at Florida State, Jan. 4, 2016
- 39 Tyler Hansbrough vs. Clemson, Feb. 10, 2008 (2 OT)
- 36 Wayne Ellington at Clemson, Jan. 6, 2008 (OT)

#### FIELD GOALS

- 15 Luke Maye at NC State, Feb. 10, 2018
- 14 Luke Maye at Duke, Feb. 20, 2019
- 14 Brice Johnson at Florida State, Jan. 4, 2016
- 13 Luke Maye vs. Boston College, Jan. 9, 2018
- 13 Brice Johnson vs. Duke, Feb. 17, 2016
- 13 Tyler Hansbrough vs. Notre Dame, Nov. 26, 2008 in Maui
- 13 Sean May vs. Florida State, March 3, 2005
- 13 Tyler Hansbrough vs. Georgia Tech, Feb. 15, 2006
- ^13 Sean May vs. Wisconsin, March 27, 2005 in Syracuse, N.Y.

#### THREE-POINT FIELD GOALS

- 8 Rashad McCants vs. Clemson, March 2, 2004
- 7 Cole Anthony at Syracuse, Feb. 29, 2020
- 7 Cameron Johnson at Wake Forest, Feb. 16, 2019
- 7 Coby White vs. Miami, Feb. 9, 2019
- 7 Coby White vs. Texas, Nov. 22, 2018 in Las Vegas
- 7 Joel Berry II at Clemson, Jan. 3, 2017
- 7 Rashad McCants at Georgia Tech, Feb. 10, 2004
- 7 Justin Jackson vs. Davidson, Dec. 7, 2016
- 7 Marcus Paige at NC State, Feb. 26, 2014 (OT)
- ~7 Will Graves vs. Dayton, April 1, 2010 in New York
- 7 Wayne Ellington vs. Maryland, Feb. 3, 2009
- 7 Wayne Ellington vs. Miami, Jan. 17, 2009

#### FREE THROWS

- 20 Tyler Zeller vs. Maryland, Feb. 29, 2012
- 17 **Garrison Brooks vs. Georgia Tech, Jan. 4, 2020**
- 17 Tyler Hansbrough vs. Clemson, Feb. 10, 2008 (2 OT)
- ^15 Ty Lawson vs. Michigan State, April 6, 2009 in Detroit
- 15 Tyler Hansbrough at Virginia, Jan. 15, 2009
- 15 Tyler Hansbrough at Miami, Jan. 23, 2008

#### OFFENSIVE REBOUNDS

- 12 Sean May vs. Duke, March 6, 2005
- 12 Brice Johnson at Duke, March 5, 2016
- 10 Kennedy Meeks at Clemson, Jan. 3, 2017
- 10 Sean May vs. Akron, Dec. 14, 2003
- 9 **Garrison Brooks at Duke, March 7, 2020**
- 9 James Michael McAdoo vs. Miami, Jan. 8, 2014
- 9 Tyler Zeller at Wake Forest, Jan. 31, 2012
- 9 Tyler Zeller vs. Elon, Dec. 29, 2011
- 9 Tyler Hansbrough vs. Duke, March 4, 2007
- 9 Tyler Hansbrough vs. UC Santa Barbara, Nov. 25, 2005
- 9 Rashad McCants at Cleveland State, Nov. 29, 2003

#### REBOUNDS

- 24 Sean May vs. Duke, March 6, 2005
- 23 Brice Johnson at Florida State, Jan. 4, 2016
- ^22 Tyler Zeller vs. Ohio, March. 23, 2012 in St. Louis, Mo. (OT)
- 21 Brice Johnson at Duke, March 5, 2016
- 21 Tyler Hansbrough at Florida State, Feb. 3, 2008 (OT)
- 21 Sean May vs. Duke, Feb. 5, 2004
- 21 Sean May vs. Akron, Dec. 14, 2003

#### ASSISTS

- 18 Raymond Felton vs. George Mason, Dec. 7, 2003
- 16 Kendall Marshall at Maryland, Feb. 4, 2012
- 16 Kendall Marshall vs. Long Beach State, Dec. 10, 2011
- 16 Kendall Marshall vs. Florida State, Feb. 6, 2011
- 15 Kendall Marshall vs. Tennessee State, Nov. 22, 2011
- 15 Kendall Marshall at UNC Asheville, Nov. 13, 2011

#### BLOCKED SHOTS

- 9 John Henson vs. Michigan State, Nov. 11, 2011 on the USS Carl Vinson in San Diego, Calif.
- ^8 Brice Johnson vs. Florida Gulf Coast, March 17, 2016 in Raleigh
- 7 John Henson vs. Nicholls, Dec. 19, 2011
- 7 John Henson vs. Maryland, Feb. 27, 2011
- 7 John Henson vs. NC State, Jan. 29, 2011
- 7 John Henson vs. Lipscomb, Nov. 12, 2010
- 7 Danny Green at Duke, March 8, 2008

#### STEALS

- ^8 Ty Lawson vs. Michigan State, April 6, 2009 in Detroit
- 8 Tyler Hansbrough vs. UNC Asheville, Dec. 28, 2005
- 7 Ty Lawson vs. Michigan State, Dec. 3, 2008 in Detroit
- 6 Marcus Paige at Georgia Tech, March 3, 2015
- 6 James Michael McAdoo at Texas, Dec. 19, 2012
- 6 Dexter Strickland vs. Mississippi State, Nov. 19, 2012 in Maui
- 6 Kendall Marshall vs. South Carolina, Nov. 25, 2011 in Las Vegas
- 6 Danny Green at Florida State, Jan. 28, 2009

\* ACC Tournament  
 ^ NCAA Tournament  
 ~ NIT



**JOHN HENSON** swatted a career-high nine shots against Michigan State on the aircraft carrier USS Carl Vinson on Veterans Day 2011.



## ROY WILLIAMS ERA

### Carolina's Best and Worst Single-Game Team Performances

#### MOST POINTS

116 vs. UNC Asheville, Nov. 30, 2008  
116 at Elon, Nov. 9, 2018  
115 vs. Chaminade, Nov. 24, 2008 in Lahaina, Maui  
115 vs. George Mason, Dec. 7, 2003  
114 vs. Wake Forest, Dec. 20, 2003 (3 OT)

#### FEWEST POINTS

43 at Virginia, Feb. 27, 2017  
45 vs. Michigan State, Nov. 26, 2017 in Portland, Ore.  
45 at Syracuse, Jan. 11, 2014  
46 vs. NC State, Feb. 24, 2015  
47 at Virginia, Dec. 8, 2019

#### LARGEST MARGIN OF VICTORY

68 vs. UNC Asheville, Nov. 23, 2008 (116-48)  
57 vs. Cleveland State, Nov. 22, 2005 (112-55)  
53 vs. Florida Atlantic, Dec. 19, 2006 (105-52)  
53 vs. Gardner-Webb, Nov. 19, 2006 (103-50)  
51 vs. NC State, Jan. 8, 2017 (107-56)

#### LARGEST MARGIN OF DEFEAT

33 at Florida State, Jan. 14, 2012 (57-90)  
32 at Duke, March 6, 2010 (50-82)  
\*28 vs. Syracuse, March 11, 2020 (53-81) in Greensboro  
26 at Miami, Feb. 9, 2013 (61-87)  
25 vs. Ohio State, Dec. 4, 2019 (49-74)

#### MOST FIELD GOALS

48 vs. Chaminade, Nov. 24, 2008 in Lahaina, Maui  
45 at Elon, Nov. 9, 2018  
45 vs. East Carolina, Dec. 7, 2014  
44 vs. UNC Asheville, Nov. 30, 2008  
44 vs. Wake Forest, Dec. 20, 2003 (3 OT)  
^44 vs. Arkansas, March 23, 2008 in Raleigh  
44 vs. UC Santa Barbara, Dec. 22, 2007

#### FEWEST FIELD GOALS

15 vs. Michigan State, Nov. 26, 2017 in Portland, Ore.  
16 at Virginia, Jan. 6, 2018  
16 at Georgia Tech, Jan. 16, 2011  
16 at Duke, March 6, 2010  
17 at Virginia, Dec. 8, 2019  
17 vs. Ohio State, Dec. 4, 2019  
17 at Virginia, Feb. 27, 2017  
17 at Virginia, Feb. 25, 2012

#### HIGHEST FIELD GOAL PERCENTAGE

.709 (39 of 55) vs. Old Dominion, Nov. 23, 2007 in Las Vegas  
^ .677 (44 of 65) vs. Arkansas, March 23, 2008 in Raleigh  
.661 (37 of 56) vs. Florida Atlantic, Dec. 19, 2006  
.655 (38 of 58) vs. Tulane, Dec. 3, 2017  
^ .649 (37 of 57) vs. Eastern Kentucky, March 15, 2007 in Winston-Salem

#### LOWEST FIELD GOAL PERCENTAGE

.246 (15 of 61) vs. Michigan State, Nov. 26, 2017 in Portland, Ore.  
.274 (17 of 62) vs. Ohio State, Dec. 4, 2019  
.276 (16 of 58) at Georgia Tech, Jan. 16, 2011  
.279 (19 of 68) vs. Iowa, Dec. 3, 2014  
.296 (16 of 54) at Virginia, Jan. 6, 2018

#### HIGHEST FIELD GOAL PERCENTAGE IN A HALF

.781 (25 of 32), 2nd half at NC State, Feb. 10, 2018  
.742 (23 of 41), 1st half vs. Oakland, Nov. 8, 2013  
.741 (20 of 27), 1st half at Wake Forest, Feb. 16, 2019  
.741 (20 of 27), 1st half vs. Florida Atlantic, Dec. 16, 2006  
^ .735 (25 of 34), 2nd half vs. Arkansas, March 23, 2008 in Raleigh

#### LOWEST FIELD GOAL PERCENTAGE IN A HALF

.200 (5 of 25), 2nd half at Georgia Tech, Jan. 16, 2011  
.207 (6 of 29), 1st half at Miami, Jan. 28, 2017  
^ .226 (7 of 31), 2nd half vs. Kansas, March 25, 2012 in St. Louis, Mo.  
.226 (7 of 31), 1st half at Georgia Tech, Feb. 16, 2010  
.233 (7 of 30), 1st half vs. Michigan State, Nov. 26, 2017 in Portland, Ore.

#### MOST THREE-POINT FIELD GOALS

1 on 22 occasions, latest: at Wake Forest, Feb. 11, 2020

#### MOST THREE-POINTERS ATTEMPTED

34 vs. Virginia Tech, Jan. 21, 2019  
33 at Clemson, March 2, 2019  
33 vs. Duke, Feb. 8, 2018  
32 vs. Mississippi State, Nov. 19, 2012 in Lahaina, Maui  
31 at Duke, March 3, 2018  
31 at Virginia Tech, Jan. 22, 2018  
31 vs. Clemson, Jan. 16, 2018  
31 vs. East Tennessee State, Dec. 8, 2012

#### FEWEST THREE-POINTERS ATTEMPTED

4 vs. Gardner-Webb, Nov. 23, 2009  
5 at Duke, March 6, 2010  
5 at Boston College, Feb. 7, 2015  
6 vs. Davidson, Dec. 21, 2013  
6 vs. UNCG, Dec. 7, 2013  
6 vs. Louisville, Nov. 24, 2013 in Uncasville, Conn.  
6 vs. Duke, Feb. 8, 2012  
6 at College of Charleston, Jan. 4, 2010 (OT)  
6 at NC State, Feb. 20, 2008

#### HIGHEST THREE-POINT PERCENTAGE

.733 (11 of 15) vs. Wake Forest, Feb. 22, 2014  
.727 (16 of 22) vs. Western Carolina, Dec. 6, 2017  
^ .714 (5 of 7) vs. Harvard, March 19, 2015 in Jacksonville, Fla.  
.706 (12 of 17) vs. Hofstra, Nov. 18, 2010 in San Juan, P.R.  
.692 (9 of 13) vs. Maryland, Dec. 1, 2015  
^ .647 (11 of 17) vs. Villanova, April 4, 2016 in Houston

#### LOWEST THREE-POINT PERCENTAGE

.056 (1 of 18) vs. Michigan State, Nov. 26, 2017 in Portland, Ore.  
.063 (1 of 16) at Wake Forest, Feb. 11, 2020  
.071 (1 of 14) at Virginia, Dec. 8, 2019  
.071 (1 of 14) vs. Duke, March 9, 2013  
.077 (1 of 13) vs. Duke, Feb. 17, 2016

#### MOST FREE THROWS

\*37 vs. Clemson, March 11, 2005 in Washington, D.C.  
36 vs. Maryland, Feb. 15, 2004  
34 vs. Syracuse, Feb. 26, 2019  
34 vs. Davidson, Dec. 21, 2013  
33 vs. Monmouth, Dec. 28, 2016  
33 vs. Iona, Nov. 18, 2007

#### FEWEST FREE THROWS

2 vs. Clemson, March 2, 2004  
3 at Wake Forest, Feb. 16, 2019  
3 at Syracuse, Jan. 11, 2014  
4 vs. Miami, Jan. 25, 2020  
4 at Duke, March 3, 2018  
4 vs. Virginia, Feb. 18, 2017  
4 at UAB, Dec. 1, 2013  
4 vs. Boston College, Feb. 19, 2011  
^ 4 vs. George Mason, March 19, 2006 in Dayton, Ohio

**MOST FREE THROWS ATTEMPTED**

50 vs. Maryland, Feb. 15, 2004  
 48 vs. Belmont, Nov. 17, 2013  
 47 vs. Davidson, Dec. 21, 2013  
 47 vs. Texas, Dec. 18, 2013  
 \*47 vs. Clemson, March 11, 2005 in Washington, D.C.

**FEWEST FREE THROWS ATTEMPTED**

^4 vs. George Mason, March 19, 2006 in Dayton, Ohio  
 4 vs. Clemson, March 2, 2004  
 5 at Duke, March 3, 2018  
 5 at Virginia Tech, Jan. 22, 2018  
 6 at Miami, Feb. 9, 2013

**HIGHEST FREE THOW PERCENTAGE**

^1.000 (7 of 7) vs. Texas A&M, March 18, 2018 in Charlotte  
 1.000 ( 5 of 5) at Virginia Tech, Jan. 22, 2018  
 1.000 (9 of 9) vs. Boston College, Jan. 9, 2018  
 1.000 (12 of 12) vs. Wisconsin, Nov. 23, 2016 in Lahaina, Maui  
 1.000 (13 of 13) vs. Duke, March 7, 2015  
 ^1.000 (4 of 4) vs. George Mason, March 19, 2006 in Dayton, Ohio  
 \*.958 (23 of 24) vs. NC State, March 11, 2007 in Tampa, Fla.  
 .952 (20 of 21) vs. Oregon, Nov. 29, 2019 in The Bahamas  
 ^.938 (15 of 16) s. Oklahoma, March 29, 2009 in Memphis, Tenn.

**LOWEST FREE THOW PERCENTAGE**

(min. 10 attempts)

.273 (3 of 11) at Wake Forest, Feb. 16, 2019  
 .364 (4 of 11) at UAB, Dec. 1, 2013  
 .412 (7 of 17) vs. Virginia Tech, Jan. 13, 2011  
 .417 (5 of 12) at Virginia, Jan. 20, 2014  
 .417 (10 of 24) at Georgia Tech, Feb. 16, 2010

**MOST OFFENSIVE REBOUNDS**

31 vs. Nicholls, Dec. 19, 2011  
 30 vs. Mississippi Valley State, Nov. 20, 2011  
 28 vs. Boston College, Jan. 4, 2009  
 27 at Duke, March 5, 2016  
 ~27 vs. Rhode Island, March 30, 2010 in New York City (OT)

**FEWEST OFFENSIVE REBOUNDS**

1 vs. Pittsburgh, Feb. 14, 2016  
 4 at Texas, Dec. 12, 2015  
 5 vs. Kentucky, Dec. 22, 2018 in Chicago  
 5 vs. Clemson, Jan. 16, 2018  
 \*5 vs. Virginia, March 12, 2016 in Washington, D.C.

**MOST DEFENSIVE REBOUNDS**

^42 vs. Long Island, March 18, 2011 in Charlotte  
 42 vs. Oregon, Nov. 25, 2008 in Lahaina, Maui  
 ^41 vs. Ohio, March 23, 2012 in St. Louis (OT)  
 41 vs. Nicholls, Dec. 19, 2011  
 41 vs. Evansville, Dec. 6, 2011

**FEWEST DEFENSIVE REBOUNDS**

13 at Kentucky, Dec. 13, 2014  
 13 vs. Duke, March 9, 2013  
 14 at Duke, March 8, 2014  
 14 at NC State, Feb. 2, 2007  
 \*14 vs. Boston College, March 11, 2006 in Greensboro

**MOST REBOUNDS**

72 vs. Nicholls, Dec. 19, 2011  
 64 at Duke, March 5, 2016  
 64 vs. Elon, Dec. 29, 2011  
 ^63 vs. Ohio, March 23, 2012 in St. Louis (OT)  
 62 vs. Evansville, Dec. 6, 2011  
 62 vs. Mississippi Valley State, Nov. 20, 2011

**FEWEST REBOUNDS**

20 at Duke, March 8, 2014  
 24 vs. Old Dominion, Nov. 23, 2007 in Las Vegas  
 \*24 vs. NC State, March 11, 2007 in Tampa, Fla.  
 25 at NC State, Feb. 2, 2007  
 27 at Texas, Dec. 12, 2015  
 ^27 vs. Oklahoma, March 29, 2009 in Memphis, Tenn.  
 27 at Clemson, Jan. 31, 2004

**MOST ASSISTS**

32 vs. Miami, Jan. 25, 2020  
 32 vs. Tennessee State, Nov. 22, 2011  
 31 vs. Western Carolina, Dec. 6, 2017  
 30 vs. Tulane, Dec. 16, 2015  
 30 vs. East Tennessee State, Dec. 8, 2012  
 30 vs. UNC Asheville, Nov. 30, 2008

**FEWEST ASSISTS**

5 at Maryland, Feb. 21, 2009 (OT)  
 6 at Virginia, Dec. 8, 2019  
 7 at Duke, March 7, 2020  
 7 at Virginia, Jan. 6, 2018  
 7 at Virginia, Jan. 8, 2011  
 7 at Clemson, Feb. 12, 2011  
 7 at Boston College, Feb. 20, 2010  
 ^7 vs. Kansas, April 5, 2008 in San Antonio  
 \*7 vs. Virginia Tech, March 15, 2008 in Charlotte

**MOST TURNOVERS**

26 at Clemson, Jan. 13, 2010  
 26 vs. Florida International, Nov. 9, 2009  
 26 vs. Tennessee, Nov. 24, 2006 in New York City  
 25 at Virginia Tech, Jan. 10, 2006  
 25 at Southern Cal, Dec. 21, 2005

**FEWEST TURNOVERS**

2 vs. Duke, Feb. 8, 2018  
 ^4 vs. Gonzaga, April 3, 2017 in Phoenix  
 ^4 vs. Wisconsin, March 26, 2015 in Los Angeles  
 4 at Pittsburgh, Feb. 14, 2015  
 5 at Duke, Feb. 9, 2017  
 5 vs. Northern Iowa, Dec. 21, 2016  
 5 vs. Florida State, Jan. 24, 2015

**MOST BLOCKED SHOTS**

15 vs. Northern Kentucky, Dec. 27, 2013  
 15 at Duke, March 8, 2008  
 13 vs. Nicholls, Dec. 19, 2011  
 12 vs. Oregon, Nov. 29, 2019 in The Bahamas  
 12 at Wake Forest, Jan. 31, 2012  
 12 vs. Duke, Feb. 10, 2010  
 12 vs. Valparaiso, Dec. 30, 2007

**FEWEST BLOCKED SHOTS**

0 on 16 occasions, most recent: vs. Iona, March 22, 2019 in Columbus, Ohio^

**MOST STEALS**

20 vs. UNC Asheville, Dec. 28, 2005  
 19 vs. Cleveland State, Dec. 30, 2004  
 19 vs. Coastal Carolina, Dec. 30, 2003  
 17 vs. NC State, Jan. 8, 2017  
 17 vs. UNC Asheville, Nov. 30, 2008

**FEWEST STEALS**

\*0 vs. Syracuse, March 11, 2020 in Greensboro  
 1 at Virginia Tech, Jan. 22, 2020 (2 OT)  
 1 at Virginia, Feb. 27, 2017  
 1 vs. Duke, Feb. 17, 2016  
 1 at Notre Dame, Feb. 6, 2016  
 \*1 vs. Miami, March 11, 2011 in Greensboro  
 1 vs. Miami, Jan. 14, 2006

\* ACC Tournament

^ NCAA Tournament

~ NIT





## ROY WILLIAMS ERA

### Opponents Best and Worst Single-Game Performances

#### MOST POINTS

119 by Wake Forest, Dec. 20, 2003 (3 OT)  
103 by Kentucky, Dec. 17, 2016 in Las Vegas  
103 by Texas, Dec. 19, 2009 in Arlington, Texas  
98 by Duke, Feb. 8, 2020 (OT)  
^97 by Auburn, March 29, 2019 in Kansas City, Mo.

#### FEWEST POINTS

41 by Virginia, Feb. 18, 2017  
42 by Northern Iowa, Dec. 21, 2016  
42 by NC Central, Nov. 11, 2009  
46 by Boston College, Feb. 19, 2011  
\*47 by Notre Dame, March 11, 2016 in Washington, D.C.  
^47 by Washington State, March 27, 2008 in Charlotte  
47 by UNC Asheville, Dec. 28, 2005

#### MOST FIELD GOALS

46 by Wake Forest, Dec. 20, 2003 (3 OT)  
40 by Kentucky, Dec. 17, 2016 in Las Vegas  
40 by Clemson, Feb. 10, 2008 (2 OT)  
^38 by Georgetown, March 25, 2007 in East Rutherford, N.J. (OT)  
37 by NC State, Feb. 5, 2019  
37 at Pittsburgh, Feb. 14, 2015  
37 by Long Beach State, Dec. 11, 2010  
37 by Syracuse, Nov. 20, 2009 in New York

#### FEWEST FIELD GOALS

14 by Boston College, Feb. 19, 2011  
14 by NC Central, Nov. 11, 2009  
14 by Virginia Tech, Feb. 16, 2008  
15 by Virginia, Feb. 18, 2017  
\*15 by Notre Dame, March 11, 2016 in Washington, D.C.  
15 at Clemson, Jan. 3, 2015  
15 by Holy Cross, Nov. 15, 2013  
~15 at UAB, March 23, 2010

#### HIGHEST FIELD GOAL PERCENTAGE

.649 (37 of 57) at Pittsburgh, Feb. 14, 2015  
\*.611 (33 of 54) by Boston College, March 11, 2006 in Greensboro  
.605 (26 of 43) at NC State, Feb. 3, 2007  
.593 (35 of 59) at Gonzaga, Dec. 18, 2019  
.590 (36 of 61) by Georgia Tech, Jan. 4, 2020

#### LOWEST FIELD GOAL PERCENTAGE

.255 (14 of 55) by NC Central, Nov. 11, 2009  
.258 (17 of 66) by Evansville, Dec. 6, 2011  
.259 (14 of 54) by Virginia Tech, Feb. 16, 2008  
.265 (18 of 68) by UNC Asheville, Nov. 30, 2008  
.269 (14 of 52) by Boston College, Feb. 19, 2011

#### HIGHEST FIELD GOAL PERCENTAGE IN A HALF

.765 (13 of 17), 2nd half at NC State, Feb. 3, 2007  
.720 (18 of 25), 2nd half at Gonzaga, Dec. 18, 2019  
.692 (18 of 26), 2nd half at Pittsburgh, Feb. 14, 2015  
.692 (18 of 26), 1st half by Duke, March 9, 2013  
\*.667 (16 of 24), 2nd half by Florida State, March 14, 2009 in Atlanta  
\*.667 (16 of 24), 1st half by Boston College, March 11, 2006 in Greensboro

#### LOWEST FIELD GOAL PERCENTAGE IN A HALF

.161 (5 of 31) 2nd half at Elon, Nov. 9, 2019  
^ .167 (7 of 42), 2nd half by Radford, March 19, 2009 in Greensboro  
.176 (6 of 34), 1st half by NC State, Jan. 12, 2008  
.179 (5 of 28), 1st half at Clemson, Jan. 3, 2015  
.185 (5 of 27), 1st half by BYU, Nov. 22, 2004 in Lahaina, Maui

#### MOST THREE-POINT FIELD GOALS

^17 by Auburn, March 29, 2019 in Kansas City, Mo.  
~16 by William & Mary, March 16, 2010  
^15 by Iona, March 22, 2019 in Columbus, Ohio  
15 at Clemson, Jan. 30, 2018  
15 by NC State, Jan. 27, 2018  
15 by Belmont, Nov. 17, 2013  
15 at Miami, Feb. 9, 2013  
15 by Gardner-Webb, Nov. 23, 2009  
15 by Notre Dame, Nov. 26, 2008 in Lahaina, Maui  
15 by Tennessee, Nov. 24, 2006 in New York City  
15 by Florida State, Feb. 21, 2004

#### FEWEST THREE-POINT FIELD GOALS

1 at Georgia Tech, March 3, 2015  
1 by UCLA, Nov. 27, 2014 in The Bahamas  
1 by Maryland, Jan. 19, 2013  
1 by Saint Francis, Jan. 2, 2011  
1 at Nevada, Dec. 31, 2008  
1 at Arizona, Jan. 27, 2007  
1 by Rutgers, Dec. 28, 2006  
1 at Saint Louis, Dec. 22, 2006

#### MOST THREE-POINTERS ATTEMPTED

~43 by William & Mary, March 16, 2010  
^41 by Iona, March 22, 2019 in Columbus, Ohio  
40 by Wofford, Dec. 15, 2019  
^40 by Illinois, April 4, 2005 in St. Louis, Mo.  
39 at Duke, Feb. 20, 2019

#### FEWEST THREE-POINTERS ATTEMPTED

9 by NC Central, Nov. 11, 2009  
9 at Maryland, Jan. 14, 2004  
10 by NC State, Feb. 1, 2014  
10 by Maryland, Feb. 3, 2009  
10 at Nevada, Dec. 31, 2008  
10 by Evansville, Dec. 18, 2008  
10 by Maryland, Feb. 26, 2006

#### HIGHEST THREE-POINT PERCENTAGE

.846 (11 of 13) at Clemson, Jan. 31, 2004  
.667 (8 of 12) at Illinois, Nov. 30, 2010  
.647 (11 of 17) at Maryland, Feb. 27, 2005  
.636 (7 of 11) by South Carolina State, Nov. 20, 2007  
.625 (10 of 16) at Duke, Feb. 18, 2015

#### LOWEST THREE-POINT PERCENTAGE

.043 (1 of 23) at Arizona, Jan. 27, 2007  
.063 (1 of 16) at Georgia Tech, March 3, 2015  
.063 (1 of 15) by Saint Francis, Jan. 2, 2011  
.071 (1 of 14) by UCLA, Nov. 27, 2014 in The Bahamas  
.071 (1 of 14) by Rutgers, Dec. 28, 2006

#### MOST FREE THROWS

\*33 by Duke, March 10, 2017 in Brooklyn  
32 at Wake Forest, Jan. 15, 2005  
31 at Notre Dame, Feb. 6, 2016  
29 at Duke, March 7, 2020  
29 by Kentucky, Dec. 14, 2013

#### FEWEST FREE THROWS

0 by Winthrop Nov. 15, 2006 in Charlotte  
1 by Marshall, Dec. 22, 2009  
1 by Clemson, Feb. 10, 2008  
2 by Tennessee State, Nov. 22, 2011  
2 at Miami, Feb. 15, 2009  
2 by Old Dominion, Nov. 22, 2003

**MOST FREE THROWS ATTEMPTED**

44 at Louisville, Jan. 31, 2015  
 43 by Kentucky, Dec. 14, 2013  
 \*41 by Pittsburgh, March 14, 2014 in Greensboro  
 39 at Wake Forest, Jan. 11, 2009  
 38 at Notre Dame, Feb. 6, 2016  
 38 at Virginia Tech, Jan. 13, 2007

**FEWEST FREE THROWS ATTEMPTED**

1 by Winthrop, Nov. 15, 2006 in Charlotte  
 2 at Miami, Feb. 15, 2009  
 \*3 by Virginia, March 12, 2016 in Washington, D.C.  
 3 by Old Dominion, Nov. 22, 2003  
 ~4 by William & Mary, March 16, 2010  
 4 by Marshall, Dec. 22, 2009  
 4 by UC Santa Barbara, Dec. 22, 2007

**HIGHEST FREE THROW PERCENTAGE****(min. 10 attempts)**

1.000 (32 of 32) at Wake Forest, Jan. 15, 2005  
 1.000 (17 of 17) at Virginia Tech, March 4, 2009  
 1.000 (10 of 10) by Wake Forest, Feb. 15, 2011

**LOWEST FREE THROW PERCENTAGE****(min. 10 attempts)**

.263 (5 of 19) at Clemson, Jan. 17, 2007  
 .273 (3 of 11) by NC State, Jan. 8, 2017  
 .273 (3 of 11) at Virginia Tech, Dec. 19, 2004

**MOST OFFENSIVE REBOUNDS**

29 by Butler, Nov. 26, 2014 in The Bahamas  
 29 by Texas, Dec. 19, 2009 in Arlington, Texas  
 24 by Michigan State, Nov. 11, 2011 in San Diego  
 24 at Virginia, Jan. 15, 2009  
 23 by Duke, Feb. 10, 2010

**FEWEST OFFENSIVE REBOUNDS**

1 by Yale, Dec. 30, 2019  
 1 at Gonzaga, Dec. 18, 2019  
 2 by Miami, Jan. 25, 2020  
 ^2 by Iona, March 22, 2019 in Columbus, Ohio  
 2 at Michigan, Nov. 28, 2018  
 ^2 by Villanova, April 4, 2016 in Houston  
 ^2 by Air Force, March 18, 2004 in Denver

**MOST DEFENSIVE REBOUNDS**

^43 by Texas A&M, March 18, 2018 in Charlotte  
 38 by Michigan State, Nov. 26, 2017 in Portland, Ore.  
 37 at UNC Wilmington, Nov. 8, 2019  
 ^37 by Gonzaga, April 3, 2017 in Glendale, Ariz.  
 36 by Gonzaga, Nov. 22, 2006 in New York City

**FEWEST DEFENSIVE REBOUNDS**

^10 by Notre Dame, March 27, 2016 in Philadelphia  
 ^10 by Eastern Kentucky, March 15, 2007 in Winston-Salem  
 11 by High Point, Dec. 9, 2006  
 ^11 by Oakland, March 18, 2005 in Charlotte  
 11 by Loyola (Illinois), Dec. 12, 2004

**MOST REBOUNDS**

60 by Texas, Dec. 19, 2009 in Arlington, Texas  
 57 by Butler, Nov. 26, 2014 in The Bahamas  
 ^53 by Villanova, April 4, 2009 in Detroit  
 53 by Wake Forest, Dec. 20, 2003 (3 OT)  
 52 by Michigan State, Nov. 26, 2017 in Portland, Ore.  
 52 at UAB, Dec. 1, 2013

**FEWEST REBOUNDS**

^15 by Notre Dame, March 27, 2016 in Philadelphia  
 ^16 by Eastern Kentucky, March 15, 2007 in Winston-Salem  
 19 at Florida State, Jan. 12, 2013  
 20 by Gardner-Webb, Nov. 19, 2006  
 21 by Miami, Jan. 25, 2020  
 21 by Gonzaga, Dec. 15, 2018  
 ^21 by Air Force, March 18, 2004 in Denver

**MOST ASSISTS**

30 at Pittsburgh, Feb. 14, 2015  
 26 at Maryland, Feb. 7, 2010  
 ^26 by Georgetown, March 25, 2007 in East Rutherford, N.J. (OT)  
 24 by Kentucky, Dec. 22, 2018 in Chicago  
 23 by Boston College, Jan. 25, 2006  
 23 by Connecticut, Jan. 17, 2004

**FEWEST ASSISTS**

5 by Oklahoma State, Nov. 22, 2016 in Lahaina, Maui  
 ^5 by Syracuse, April 2, 2016 in Houston  
 5 by East Carolina, Dec. 7, 2014  
 5 by Duke, Feb. 20, 2014  
 5 at Florida State, Feb. 17, 2014  
 5 by Maryland, Jan. 19, 2013  
 ^5 by Murray State, March 17, 2006 in Dayton, Ohio

**MOST TURNOVERS**

32 by South Carolina State, Nov. 20, 2007  
 31 by Cleveland State, Dec. 30, 2004  
 29 by UNC Asheville, Dec. 28, 2005  
 28 by Kentucky, Nov. 18, 2008  
 28 by Southern California, Nov. 28, 2004  
 28 by Coastal Carolina, Dec. 30, 2003

**FEWEST TURNOVERS**

2 at Notre Dame, Feb. 6, 2016  
 \*4 by Virginia, March 10, 2018 in Brooklyn, N.Y.  
 4 at Virginia, Feb. 27, 2017  
 4 at Virginia, Feb. 25, 2012  
 4 at NC State, Feb. 21, 2012  
 4 by Wisconsin, Nov. 30, 2011

**MOST BLOCKED SHOTS**

16 at Connecticut, Feb. 13, 2005  
 12 at Clemson, Jan. 17, 2007  
 12 at Virginia, Jan. 19, 2006  
 12 by Iowa, Nov. 24, 2004 in Lahaina, Maui  
 11 by Ohio State, Dec. 20, 2014 in Chicago  
 11 at Clemson, Jan. 6, 2008 (OT)  
 ^11 by Georgetown, March 25, 2007 in East Rutherford, N.J. (OT)  
 11 at Georgia Tech, Feb. 10, 2004  
 11 by Connecticut, Jan. 17, 2004

**FEWEST BLOCKED SHOTS**

0 on 28 occasions, most recent: at UNCW, Nov. 8, 2019

**MOST STEALS**

20 at Clemson, Jan. 17, 2007  
 17 at Duke, Feb. 9, 2005  
 17 by Miami, Jan. 7, 2004  
 16 at Southern California, Dec. 21, 2005  
 16 by Southern California, Nov. 28, 2004  
 16 by Maryland, Feb. 15, 2004

**FEWEST STEALS**

1 by Duke, Feb. 8, 2018  
 1 at Notre Dame, Jan. 13, 2018  
 1 by Notre Dame, Feb. 5, 2017 in Greensboro  
 1 by UNC Greensboro, Dec. 28, 2015  
 1 by Tulane, Dec. 16, 2015  
 1 at Georgia Tech, Jan. 29, 2014  
 1 by Maryland, Feb. 29, 2012  
 ^1 by Michigan State, April 6, 2009 in Detroit  
 1 by Gonzaga, Nov. 22, 2006 in New York City

\* ACC Tournament

^ NCAA Tournament

~ NIT



## ROY WILLIAMS ERA

### Individual Opponent Single-Game Highs

#### POINTS

- 47 Malik Monk, Kentucky, Dec. 17, 2016 in Las Vegas
- 46 Tyrese Rice at Boston College, March 1, 2008
- 39 Kyle McAlarney, Notre Dame, Nov. 26, 2008 in Lahaina, Maui
- ^36 Bryce Cotton, Providence, March 21, 2014 in San Antonio
- 36 T.J. Warren at NC State, Feb. 26, 2014
- 36 Russ Smith, Louisville, Nov. 24, 2013 in Uncasville, Conn.

#### FIELD GOALS

- 18 Malik Monk, Kentucky, Dec. 17, 2016 in Las Vegas
- 14 Xavier Rathan-Mayes, Florida State, Jan. 24, 2015
- 14 Tyrese Rice at Boston College, March 1, 2008
- \*13 Zion Williamson, Duke, March 15, 2019 in Charlotte
- 13 Ky Bowman at Boston College, Jan. 21, 2017
- 13 Jawun Evans, Oklahoma State, Nov. 22, 2016 in Lahaina, Maui
- ^13 Bryce Cotton, Providence, March 21, 2014 in San Antonio
- 13 T.J. Warren at NC State, Feb. 26, 2014
- 13 Nolan Smith at Duke, Feb. 9, 2011
- 13 Iman Shumpert at Georgia Tech, Jan. 16, 2011
- 13 T.J. Robinson, Long Beach State, Dec. 11, 2010
- 13 Greivis Vasquez at Maryland, Feb. 21, 2009
- 13 Jack McClinton at Miami, Feb. 15, 2009
- 13 Cliff Hammonds, Clemson, Feb. 10, 2008
- 13 Arizona Reid, High Point, Dec. 9, 2006

#### THREE-POINT FIELD GOALS

- 10 Kyle McAlarney, Notre Dame, Nov. 26, 2008 in Lahaina, Maui
- 9 Grayson Flittner, Gardner-Webb, Nov. 23, 2009
- 8 Malik Monk, Kentucky, Dec. 17, 2016 in Las Vegas
- 8 Deividas Dulkys at Florida State, Jan. 14, 2012
- 8 Tyrese Rice at Boston College, March 1, 2008
- 8 Luke Granato, Sacred Heart, Nov. 14, 2006 in Charlotte

#### FREE THROWS

- 17 Zabian Dowdell, Virginia Tech, Feb. 13, 2007
- \*15 Jerian Grant, Notre Dame, March 14, 2015 in Greensboro
- 13 Toney Douglas at Florida State, Jan. 28, 2009
- 13 Jeff Teague at Wake Forest, Jan. 11, 2009
- ^12 Tyler Dorsey, Oregon, April 1, 2017 in Glendale, Ariz.
- 12 Marcus Georges-Hunt, Georgia Tech, Jan. 2, 2016
- 12 Tyus Jones, Duke, March 7, 2015
- 12 Chad Frazier at UAB, Dec. 1, 2013
- 12 Cedrick Lindsay, Richmond, Nov. 23, 2013 in Uncasville, Conn.
- 12 Nolan Smith, Duke, March 5, 2011
- 12 Malcolm Delaney, Virginia Tech, Jan. 10, 2010
- \*12 J.R. Reynolds, Virginia, March 10, 2006 in Greensboro
- \*12 Sean Singletary, Virginia, March 10, 2006 in Greensboro
- 12 Robert Hite, Miami, Jan. 14, 2006

#### OFFENSIVE REBOUNDS

- 12 Dexter Pittman, Texas, Dec. 19, 2009 in Arlington, Texas
- 10 Kerry Blackshear, Virginia Tech, Jan. 21, 2019
- \*10 Talib Zanna, Pittsburgh, March 14, 2014 in Greensboro
- 9 Joe Trapani at Boston College, Feb. 1, 2011
- 8 Abdul-Malik Abu, NC State, Jan. 16, 2016
- 8 Montrezl Harrell at Louisville, Jan. 31, 2015
- 8 Kameron Woods, Butler, Nov. 26, 2014 in The Bahamas
- 8 Reggie Johnson at Miami, Jan. 26, 2011
- ^8 Roger Powell Jr., Illinois, April 4, 2005 in St. Louis

#### REBOUNDS

- \*21 Talib Zanna, Pittsburgh, March 14, 2014 in Greensboro
- ^20 Jared Homan, Iowa State, March 20, 2005 in Charlotte
- 19 John Mooney, Notre Dame, Jan. 15, 2019
- 19 Jordan Williams, Maryland, Feb. 27, 2011
- 18 Mike Moser, UNLV, Nov. 26, 2011 in Las Vegas
- 18 Draymond Green, Michigan State, Nov. 11, 2011 in San Diego

#### ASSISTS

- \*13 Luke Loucks, Florida State, March 11, 2012 in Atlanta
- 12 Melo Trimble, Maryland, Dec. 1, 2015
- 12 Lorenzo Brown, NC State, Feb. 23, 2013
- 11 Tre Jones at Duke, March 7, 2020
- ^11 Jared Harper, Auburn, March 29, 2019 in Kansas City, Mo.
- 11 Ty Jerome, Virginia, Feb. 11, 2019
- 11 Markell Johnson, NC State, Jan. 27, 2018
- 11 Lorenzo Brown at NC State, Jan. 26, 2013
- 11 Greivis Vasquez at Maryland, Feb. 7, 2010
- 11 Greivis Vasquez, Maryland, Jan. 19, 2008
- 11 Javaris Crittenton at Georgia Tech, March 1, 2007
- \*11 Louis Hinnant, Boston College, March 11, 2006 in Greensboro

#### BLOCKED SHOTS

- 8 Trevor Booker at Clemson, Jan. 17, 2007
- 6 Bourama Sidibe at Syracuse, Feb. 29, 2020
- 6 Elijah Thomas at Clemson, Jan. 30, 2018
- 6 Cameron Jackson, Wofford, Dec. 20, 2017
- 6 BeeJay Anya, NC State, Feb. 24, 2015
- 6 Amile Jefferson at Duke, Feb. 18, 2015
- \*6 Trevor Booker, Clemson, March 16, 2008 in Charlotte
- 6 Othello Hunter at Ohio State, Nov. 28, 2007
- ^6 Roy Hibbert, Georgetown, March 25, 2007 in East Rutherford, N.J.
- 6 Shelden Williams at Duke, March 4, 2006
- 6 Shelden Williams, Duke, March 6, 2005
- 6 Emeka Okafor, Connecticut, Jan. 17, 2004

#### STEALS

- 8 Ashton Hagans, Kentucky, Dec. 22, 2018 in Chicago
- 7 Andy Rautins, Syracuse, Nov. 20, 2009 in New York City
- 7 Rakim Sanders, Boston College, Jan. 4, 2009
- 6 Jose Alvarado, Georgia Tech, Jan. 4, 2020
- 6 Duke Mondy, Oakland, Nov. 8, 2013
- 6 Shane Larkin, Miami, Jan. 10, 2012
- \*6 K.C. Rivers, Clemson, March 16, 2008 in Charlotte
- 6 Vernon Hamilton at Clemson, Jan. 17, 2007

\* ACC Tournament

^ NCAA Tournament





## ROY WILLIAMS ERA Carolina's Record When...

	2003-04	2004-05	2005-06	2006-07	2007-08	2008-09	2009-10	2010-11	2011-12
Home	12-2	15-0	13-4	16-1	14-2	14-1	14-5	15-0	17-1
Away	4-7	8-2	8-2	6-4	13-0	8-2	4-8	7-3	8-2
Neutral	3-2	10-2	2-2	9-2	9-1	12-1	2-4	7-5	7-3
Overtime	0-3	0-0	0-0	0-2	3-0	0-1	1-1	1-0	1-0
Leads at Half	15-5	26-0	14-4	27-3	30-0	32-2	17-3	21-2	26-3
Trails at Half	4-5	5-4	8-3	4-4	5-3	2-1	1-14	7-6	6-2
Tied at Half	0-1	2-0	1-1	0-0	1-0	0-1	2-0	1-0	0-1
UNC shoots 50% or better FG	8-0	20-0	15-0	22-0	19-0	19-0	9-0	7-0	10-0
UNC shoots 40-49.9% FG	9-8	12-2	8-5	6-5	16-1	13-0	10-5	17-5	17-4
UNC shoots under 40% FG	2-3	1-2	0-3	3-2	1-2	2-4	1-12	5-3	5-2
Opponents shoot 50% or better FG	1-4	1-1	4-2	3-6	4-1	1-0	0-4	2-2	0-1
Opponents shoot 40-49.9% FG	12-6	14-1	9-3	11-0	20-2	21-4	10-11	8-6	11-5
Opponents shoot under 40% FG	6-1	18-2	10-3	17-1	12-0	12-0	10-2	19-0	21-0
UNC has more rebounds	13-4	28-1	22-5	28-3	33-2	23-3	18-8	25-3	27-2
Opponents have more rebounds	6-5	5-3	1-3	1-4	2-1	10-1	1-9	3-4	4-4
UNC has more offensive rebounds	12-6	18-3	13-6	16-4	26-3	19-4	13-11	17-6	22-2
Opponents have more offensive rebs	6-2	13-1	8-2	12-3	9-0	14-0	7-5	9-1	7-4
UNC has more turnovers	4-3	12-3	10-6	8-1	10-1	5-2	11-12	8-6	9-3
Opponents have more turnovers	15-6	17-1	8-2	19-6	26-1	22-2	8-5	19-2	21-3
UNC scores 80 or more points	11-5	27-1	16-2	20-4	29-1	28-2	11-2	15-0	20-3
UNC scores less than 80 points	8-6	6-3	7-6	11-3	7-2	6-2	9-15	14-8	12-3
UNC scores 90 or more points	7-1	15-0	3-0	11-0	18-0	16-0	3-1	6-0	9-0
UNC scores 100 or more points	3-1	6-0	1-0	7-0	8-0	9-0	1-0	4-0	4-0
Opponents score 80 or more points	5-7	5-1	2-4	4-7	8-3	5-3	1-7	4-0	2-5
Opponents score less than 80 points	14-4	28-3	21-4	27-0	28-0	29-1	19-10	25-8	30-1
Opponents score 90 or more points	0-3	1-1	0-2	1-0	1-1	0-2		1-0	0-2
Opponents score 100 or more points	0-1	0-0	0-0	0-0	0-0	0-0	0-1	0-0	0-2
<b>FINAL RECORD</b>	<b>19-11</b>	<b>33-4</b>	<b>23-8</b>	<b>31-7</b>	<b>36-3</b>	<b>34-4</b>	<b>20-17</b>	<b>29-8</b>	<b>32-6</b>

	2012-13	2013-14	2014-15	2015-16	2016-17	2017-18	2018-19	2019-20	TOTALS
Home	14-2	15-3	10-5	15-1	16-0	12-3	14-2	7-8	233-40+
Away	6-6	6-5	8-4	6-5	7-5	7-5	11-1	3-9	120-70
Neutral	5-3	3-2	8-3	12-1	10-2	7-3	4-4	4-2	114-42
Overtime	1-0	2-0	0-2	0-0	1-0	0-1	1-0	0-3	11-13
Leads at Half	23-4	18-0	22-5	26-5	30-2	23-2	23-0	12-5	385-45
Trails at Half	1-7	3-10	2-7	3-2	3-5	3-9	5-6	2-13	64-101
Tied at Half	1-0	3-0	2-0	4-0	0-0	0-0	1-1	0-1	18-6
UNC shoots 50% or better FG	6-0	7-1	12-1	22-1	13-2	12-2	10-0	3-2	214-9
UNC shoots 40-49.9% FG	16-4	16-5	14-7	7-5	14-1	11-4	18-3	9-8	213-72
UNC shoots under 40% FG	3-7	1-4	0-4	4-1	6-4	3-5	1-4	2-9	40-71
Opponents shoot 50% or better FG	1-3	1-2	0-5	2-1	3-3	1-2	2-5	0-2	26-44
Opponents shoot 40-49.9% FG	12-8	13-6	8-3	22-5	15-3	12-8	12-2	6-13	216-86
Opponents shoot under 40% FG	12-0	10-2	18-4	9-1	15-1	13-1	15-0	8-4	225-22
UNC has more rebounds	15-4	20-5	23-7	28-5	31-3	24-7	26-5	12-14	396-80
Opponents have more rebounds	9-7	3-5	2-4	5-2	1-3	2-4	1-2	2-4	58-65
UNC has more offensive rebounds	12-7	16-5	16-7	23-4	30-4	22-7	21-5	13-12	308-97
Opponents have more offensive rebs	10-4	7-5	7-5	7-2	2-2	4-2	6-2	2-4	129-44
UNC has more turnovers	6-4	7-3	12-5	8-6	11-3	11-7	10-3	9-11	151-79
Opponents have more turnovers	18-7	16-6	12-5	23-1	20-4	12-3	16-2	4-7	276-63
UNC scores 80 or more points	10-1	13-4	13-2	25-1	24-2	20-3	21-2	4-3	307-38
UNC scores less than 80 points	15-10	11-6	13-10	8-6	9-5	6-8	8-5	10-16	160-114
UNC scores 90 or more points	6-0	3-0	4-1	9-0	16-1	9-1	12-0	3-1	150-6
UNC scores 100 or more points	2-0	1-0	2-0	2-0	5-1	2-0	6-0	0-0	63-2
Opponents score 80 or more points	3-6	3-5	1-5	3-2	6-3	2-6	6-5	1-5	62-74
Opponents score less than 80 points	22-5	21-5	25-7	30-5	27-4	24-5	23-2	13-14	405-78
Opponents score 90 or more points	0-1	0-1	0-2	1-0	0-1	0-2	2-1	0-2	7-21
Opponents score 100 or more points	0-0	0-0	0-0	0-0	0-1	0-0	0-0	0-0	0-3
<b>FINAL RECORD</b>	<b>25-11</b>	<b>24-10</b>	<b>26-12</b>	<b>33-7</b>	<b>33-7</b>	<b>26-11</b>	<b>29-7</b>	<b>14-19</b>	<b>467-152</b>

+ home UNC record includes 2-1 at other venues designated at home courts: a 2009-10 win over William & Mary in Carmichael Arena, a 2016-17 win over Notre Dame in the Greensboro Coliseum and a 2019-20 loss to Wofford in Carmichael



## 17 SEASONS OF EXCELLENCE: ROY WILLIAMS AT CAROLINA, 2003-20

### OVERALL WINS

Duke	494
<b>North Carolina</b>	<b>467</b>
Louisville	438
Syracuse	416
Pitt	382
Virginia	372
Notre Dame	371
Florida State	368
NC State	338
Miami	333
Clemson	323
Virginia Tech	308
Georgia Tech	283
Boston College	278
Wake Forest	270

### ACC REGULAR-SEASON WINS

Duke	215
<b>North Carolina</b>	<b>202</b>
Virginia	173
Florida State	160
Clemson	135
NC State	131
Miami (2004-05 to present)	130
Virginia Tech (2004-05 to present)	118
Georgia Tech	108
Wake Forest	104
Boston College (2005-06 to present)	89
Syracuse (2013-14 to present)	70
Louisville (2014-15 to present)	70
Notre Dame (2013-14 to present)	64
Pitt (2013-14 to present)	41

### ACC ROAD WINS (CONFERENCE GAMES ONLY)

Duke	91
<b>North Carolina</b>	<b>90</b>
Virginia	68
Florida State	57
NC State	52
Miami (2004-05 to present)	46
Clemson	42
Virginia Tech (2004-05 to present)	42
Georgia Tech	34
Boston College (2005-06 to present)	30
Syracuse (2013-14 to present)	30
Louisville (2014-15 to present)	28
Notre Dame (2013-14 to present)	25
Wake Forest	25
Pitt (2013-14 to present)	15

### SEASONS WITH WINNING ACC ROAD RECORD

<b>North Carolina</b>	<b>12</b>
Duke	12
Virginia	6
Florida State	5
Miami	3
NC State	3
Syracuse	3
Louisville	2
Notre Dame	2
Virginia Tech	2
Boston College	1
Pittsburgh	1
Clemson	0
Georgia Tech	0

### ACC REGULAR-SEASON CHAMPIONSHIPS

<b>UNC (2005-07-08-09-11-12-16-17-19)</b>	<b>9</b>
Virginia (2007-14-15-18-19)	5
Duke (2004-06-10)	3
Florida State (2020)	1
Maryland (2010)	1
Miami (2013)	1

### ACC TOURNAMENT CHAMPIONSHIPS

Duke (2005-06-09-10-11-17-19)	7
<b>North Carolina (2007-08-16)</b>	<b>3</b>
Virginia (2014-18)	2
Maryland (2004)	1
Florida State (2012)	1
Miami (2013)	1
Notre Dame (2015)	1

### ACC TOURNAMENT CHAMPIONSHIP GAME

<b>APPEARANCES</b>	
Duke (2004-05-06-09-10-11-14-17-19)	9
<b>UNC (2007-08-11-12-13-15-16-18)</b>	<b>8</b>
Virginia (2014-16-18)	3
Florida State (2009-12-19)	3
Georgia Tech (2005-10)	2
Notre Dame (2015-17)	2
Maryland (2004)	1
Boston College (2006)	1
NC State (2007)	1
Clemson (2008)	1
Miami (2013)	1

### ACC TOURNAMENT WINS

Duke	31
<b>North Carolina</b>	<b>27</b>
NC State	17
Miami (2004-05 to present)	15
Virginia	15
Florida State	13
Notre Dame (2013-14 to present)	10
Boston College (2005-06 to present)	10
Virginia Tech (2004-05 to present)	10
Georgia Tech	10
Clemson	8
Pitt (2013-14 to present)	6
Wake Forest	5
Syracuse (2013-14 to present)	3

### NCAA TOURNAMENT APPEARANCES

Duke	16
<b>North Carolina</b>	<b>15</b>
Louisville	13
Syracuse	12
Pitt	11
Notre Dame	9
NC State	8
Virginia	8
Florida State	7
Boston College	5
Clemson	5
Miami	5
Wake Forest	5
Georgia Tech	4
Virginia Tech	4

### NCAA TOURNAMENT CHAMPIONSHIPS

<b>North Carolina (2005-09-17)</b>	<b>3</b>
Duke (2010-15)	2
Louisville (2013)	1
Virginia (2019)	1

### NCAA TOURNAMENT WINS

<b>North Carolina</b>	<b>45</b>
Duke	37
Louisville	27
Syracuse	21
Virginia	14
Pitt	12
Florida State	9
NC State	9
Notre Dame	9
Georgia Tech	7
Boston College	5
Miami	5

Wake Forest	4
Clemson	3
Virginia Tech	3

### NCAA FINAL FOURS

<b>North Carolina (2005-08-09-16-17)</b>	<b>5</b>
Duke (2004-10-15)	3
Louisville (2005-12-13)	3
Syracuse (2013-16)	2
Georgia Tech (2004)	1
Virginia (2019)	1

### NCAA SWEET 16s

Duke (2004-05-06-09-10-11-13-15-16-18-19)	11
<b>UNC (2005-07-08-09-11-12-15-16-17-19)</b>	<b>10</b>
Syracuse (2004-09-10-11-12-13-14-16-18)	9
Louisville (2005-08-09-12-13-14-15)	7
NC State (2005-12-15)	3
Pitt (2004-07-09)	3
Florida State (2011-18-19)	3
Miami (2013-16)	2
Notre Dame (2015-16)	2
Virginia (2014-16-19)	3
Clemson (2018)	1
Georgia Tech (2004)	1
Virginia Tech (2019)	1
Wake Forest (2004)	1

### NBA DRAFT PICKS

Duke	34
<b>North Carolina</b>	<b>27</b>
Syracuse	17
Florida State	14
Louisville	12
Virginia	9
Miami	8
Georgia Tech	7
Boston College	6
NC State	6
Pitt	6
Wake Forest	5
Clemson	3
Notre Dame	3
Virginia Tech	3

### NBA FIRST-ROUND DRAFT PICKS

Duke	24
<b>North Carolina</b>	<b>22</b>
Syracuse	11
Florida State	7
Georgia Tech	6
Louisville	6
NC State	5
Wake Forest	5
Boston College	4
Virginia	3
Miami	2
Clemson	1
Notre Dame	1
Pitt	1
Virginia Tech	1

*notes: due to Covid-19 the 2020 ACC Tournament was limited to five first- and second-round games and the NCAA Tournament was not held*



## ASSISTANT COACHES, BASKETBALL STAFF



### STEVE ROBINSON – ASSISTANT COACH

A former college head coach and a Hall-of-Fame assistant, Steve Robinson is in his 18th year at Carolina and his 26th on Roy Williams' staff.

As Williams' top assistant, Robinson's primary responsibilities include scouting, recruiting and bench coaching. He helped recruit numerous future NBA players, including Nassir Little, Harrison Barnes, Danny Green, John Henson, Ed Davis, Marvin Williams, Brandan Wright and Paul Pierce to Carolina and Kansas.

Robinson works daily with the Tar Heel perimeter players, mentoring Cousy Award-winning point guards Raymond Felton, Ty Lawson and Kendall

Marshall, as well as 2017 Final Four MVP Joel Berry II.

In 2019, Robinson was inducted into the A Step Above Assistant Coaches Hall of Fame.

Robinson is the second-longest-tenured assistant in UNC history behind only Bill Guthridge (30 years).

He has been named one of the top-25 recruiters in college basketball four times since coming to Carolina. Fox Sports has named him one of the top five high-major assistant coaches in all of college basketball.

Robinson was head coach at Tulsa for two years and at Florida State for five years. As head coach at Florida State, he led the Seminoles to the second round of the 1998 NCAA Tournament. Robinson was head coach at Tulsa in 1995-96 and 1996-97. He led the Golden Hurricane to a 46-18 record and back-to-back appearances in the NCAA Tournament.

Robinson was an assistant at Kansas from 1988-95 and in 2002-03. Before joining Williams in 1988, Robinson spent two years as an assistant coach at Cornell and three seasons at his alma mater, Radford.

A native of Roanoke, Va., Robinson graduated from William Fleming High School and Ferrum Junior College, where he played basketball for two seasons. He was team captain at Radford in 1979 and 1980. While at Radford, he earned his bachelor's degree in health and physical education in 1981 and his master's degree in counseling in 1985.

He is a member of the Ferrum Junior College and Radford University Halls of Fame and will be inducted into the William Fleming HS Hall of Fame in December 2019. He serves on the Board of Visitors at Radford.

Robinson and his wife, Lisa, have four children – daughters Shauna and Kiaya and sons Tarron and Denzel. Tarron is married to the former Kathryn Small, and the couple has a daughter, Chloe. Denzel played two seasons for the Tar Heels and graduated in 2014.



### HUBERT DAVIS – ASSISTANT COACH

Former Tar Heel guard and 12-year NBA veteran Hubert Davis is in his ninth season as a member of the Carolina Basketball coaching staff. His duties include recruiting, bench coaching and scouting.

He oversees the squad's charitable endeavors and clinics and has served as the head coach of the UNC junior varsity team.

Davis worked for seven years with ESPN as an analyst and co-host of the College GameDay program.

The Burke, Va., native played in 137 games as a Tar Heel from 1988-92, during which time UNC went 102-37, won the 1989 and 1991 Atlantic Coast Conference Tournaments and played in the 1991 Final Four. He scored 1,615 points, an average of 11.8 per game, and holds the UNC record for career three-point percentage at .435 (197 of 453). He scored in double figures 80 times and had 23 games with 20 or more points.

He scored in double figures in each of his last eight NCAA Tournament games, averaging 18.5 points in those games. That included 19 against Temple in the 1991 NCAA East Regional final and 25 against Kansas (coached by Williams) in the 1991 Final Four.

Davis averaged 21.4 points and earned second-team All-ACC honors as a senior. He scored in double figures in 32 of 33 games that season, including 20 games with 20 or more points and 30 or more in four games. He netted a career-high 35 points at Duke on March 8, 1992. That 35-point

game was part of a seven-game stretch late in the season in which he averaged a prolific 28.7 points.

The New York Knicks selected Davis with the 20th pick in the first round of the 1992 NBA Draft. He played 12 seasons in the NBA, scoring 5,583 points, an average of 8.2 per contest. He made 728 three-point field goals and is currently third in NBA history in three-point percentage at .441.

Davis graduated from UNC in 1992 with a degree in criminal justice. He and his wife, Leslie, have three children – Elijah, Bobbie Grace and Micah. Elijah will be playing collegiately next season at the University of Lynchburg. Hubert's uncle, Walter, starred at UNC from 1973-77 and was a six-time NBA All-Star with the Phoenix Suns.



### BRAD FREDERICK – ASSISTANT COACH

Brad Frederick is in his eighth season on Roy Williams' staff at Carolina and his fourth as assistant coach.

His responsibilities include scouting, recruiting and bench coaching. He works with the UNC big men in practice and coordinates the team's camps. He also served his first season as head coach of the Carolina junior varsity program in 2019-20 (due to the pandemic the JV program will not compete in 2020-21).

Frederick was UNC's director of operations for four years upon joining the Tar Heel staff in 2013 after 14 seasons on Kevin Stallings' staff at

Vanderbilt.

As a player, Frederick joined the UNC varsity team as a sophomore in Dean Smith's final season as head coach and also played two years under head coach Bill Guthridge. The Tar Heels went 86-21 in those three seasons. He played in 70 games and was part of UNC teams that won the 1997 and 1998 Atlantic Coast Conference Tournament titles and reached two Final Fours. Frederick played on Tar Heel teams that featured future NBA standouts Vince Carter and Antawn Jamison, as well as point guard Ed Cota. He was one of three seniors in 1999 along with Ademola Okulaja and Scott Williams.

Frederick began his coaching career in 2000 at Vanderbilt when Stallings became the Commodores' head coach. During his final season at Vanderbilt, Frederick held the longest tenure of any assistant coach in the Southeastern Conference.

Frederick is married to the former Jocelyn Isenburg. They have two sons, Benjamin and Sawyer, and a daughter, Carson. Brad's father, the late Dr. Bob Frederick, was the athletic director at Kansas for 14 years and served as chairman of the NCAA Division I Basketball Committee.



### SEAN MAY – DIRECTOR OF OPERATIONS

Sean May is in his sixth year on Roy Williams' staff and his fourth as Carolina's director of basketball operations. The 2005 Final Four Most Outstanding Player and NBA first-round draft pick's duties include scouting, on-campus recruiting, social media, video services, team logistics and other behind-the-scenes duties.

May played at Carolina from 2002-05 and is one of seven Tar Heels to average a double-double for his career. The Bloomington, Ind., native averaged 15.8 points and 10.0 rebounds over his three collegiate seasons. He joins Bob McAdoo, Rusty Clark, Billy Cunningham, Doug Moe, Pete

Brennan and Lennie Rosenbluth as the only Tar Heels to average double figures in both career scoring and rebounding. May is the only Tar Heel to accomplish that since McAdoo in 1972.

May scored 26 points and grabbed 10 rebounds in the 2005 national championship game victory over Illinois, a game played on his 21st birthday. He was Sports Illustrated's National Player of the Year as a junior and also was the ACC's Top Male Athlete and a first-team All-America.

He posted eight consecutive double-doubles in 2005, including 26 points and 24 rebounds against Duke in his last home game, a 75-73 win that clinched the ACC regular-season title. The 24 rebounds are the most by any player in a game in Smith Center history. He led UNC in scoring,




rebounding, field goal percentage and blocks in 2005.

May entered the NBA Draft after his junior season and earned his degree in 2009. Due to injuries, he was limited to 119 games over four NBA seasons. He averaged a career-high 11.9 rebounds and 6.7 rebounds for Charlotte in 2007. He also played professionally overseas.

May is one of four father-son combinations to win NCAA titles. His dad, Scott, was the 1976 National Player of the Year and led Indiana to a perfect season and NCAA title.

He and his wife, Grace, have four daughters – Layla, Lilianna, London and Luna.



**KENDALL MARSHALL –  
ASSISTANT DIRECTOR OF OPERATIONS**

Former Bob Cousy Award winner and NBA point guard Kendall Marshall is Carolina Basketball's Assistant Director of Operations. He is in third season on Roy Williams' staff.

Marshall played two seasons as a Tar Heel from 2010-12 and four seasons in the NBA, where he had nearly a 3 to 1 assist-error ratio. He was second in the NBA in assists in 2014 for the Los Angeles Lakers. He earned his undergraduate degree from UNC in 2018.

The Dumfries, Va., native was one of the best passers in college basketball history. He moved into the starting lineup in January of his freshman season and led UNC to consecutive appearances in the ACC Tournament finals and NCAA Elite Eight, piling up assists in record time. As a sophomore, he earned first-team All-America honors (CBSSports.com) and ran a Tar Heel attack that earned a No. 1 seed in the Midwest Regional. Marshall suffered a broken wrist in Carolina's NCAA second-round win over Creighton and was unable to play in UNC's next two Tournament games.

He won the Bob Cousy Award in 2012 as the nation's top point guard, became Carolina's all-time leader in assist average with 7.96 per game and the ACC's career leader in assist-error ratio at 3.01. He is second in ACC history in assists per game and concluded his career eighth in UNC history in assists. Marshall recorded 10 or more assists 23 times.

As a sophomore he also earned third-team All-America honors from the Associated Press and was a second-team All-ACC selection. He set the ACC single-season record for assists with 351, the fourth-most in NCAA history. He led the nation in assist-error ratio (3.5) and was second in assists per game (9.8). He established the ACC single-season record for highest assist average and had second-best assist-error ratio in ACC single-season history.

In 2011, he was a first-team Freshman All-America and was a third-team All-ACC after leading the ACC in assists with 6.2 per game.

Marshall was a high school All-America at Bishop O'Connell High School in Arlington, Va., where he won the 2010 Virginia Independent Schools Division I championship.



**ERIC HOOTS – ASSISTANT TO THE ATHLETIC  
DIRECTOR, DIRECTOR OF PLAYER DEVELOPMENT**

Eric Hoots is in his 17th year on staff for the UNC men's basketball program. In his role as director of player development and assistant to the athletic director, he is responsible for a wide variety of tasks essential to the program's success.

Hoots serves as the program's in-office academic coordinator. As the contact with the Student Academic Support office, he is responsible for monitoring the players' academic progress. Hoots is also responsible for team travel and the team's equipment needs, including managing the budget, ordering apparel and serving as a liaison between Nike/Jordan and the basketball staff.

Hoots also is the primary contact for former Tar Heel players. He assists with on-campus recruiting and also functions as video coordinator.

A 2004 UNC graduate with a degree in communications, Hoots was a three-year Tar Heel varsity manager. He served as head manager as a senior in Roy Williams' first season as the head coach in Chapel Hill. While working under Williams, Hoots earned his master's in sport administration from VCU in 2010.

Hoots, a Newton, N.C. native, married Amy Howe in 2009. The couple has two sons, Brady and Jackson, and a daughter, Avery.



**JONAS SAHRATIAN – STRENGTH & CONDITIONING**

One of the top strength & conditioning coordinators in college basketball, Jonas Sahratian enters his 17th season with the Tar Heel men's basketball program. He also served in the same capacity at the University of Kansas for five seasons.

Sahratian (whose name is pronounced suh-RAY-shun) plans and coordinates strength and conditioning for the Tar Heels. He has been a part of five Final Fours and three NCAA championships at Carolina, in addition to two other Final Fours at Kansas.

He worked with Carolina head coach Roy Williams at Kansas from January 1999 to April 2003. He also coordinated strength and conditioning for the volleyball, swimming and diving teams at Kansas and assisted with football from 1999-2001.

A native of Detroit, Mich., Sahratian graduated from Western Michigan University in 1997 with a bachelor of science degree in exercise science. In 2000, he received his master's in exercise physiology from Kansas.

In addition to working with Kansas athletics, Sahratian interned for two years at the Chicago Bulls/Vermeil's Sports and Fitness in Deerfield, Ill. He worked in Chicago during the Bulls' championship seasons in 1996-97 and 1997-98.

He is a certified strength and conditioning specialist through the National Strength and Conditioning Association and a certified club coach through USA Weightlifting.

Sahratian and his wife, Grechen, have a daughter, Natalie.



**DOUG HALVERSON – HEAD ATHLETIC TRAINER**

Doug Halverson joined UNC's Sports Medicine staff in 2005 and is in his eighth season as the head athletic trainer for the men's basketball varsity and JV programs.

He joined the men's basketball staff in 2013 after spending eight years working as a staff athletic trainer for the football (2007-13), women's lacrosse (2005-13), field hockey (2005-07), and men's and women's golf (2006-07) programs.

Halverson returned to UNC after working at Georgia State University, where his primary responsibility was coverage of the women's basketball team and supervising graduate athletic

trainers in coverage of spring sports.

Halverson is a 2002 graduate of UNC, where he earned a B.A. in Exercise and Sport Science with a specialization in Athletic Training. While serving as a student athletic trainer from 1999-2002, he worked with the women's soccer, volleyball and track and field teams.

Following his undergraduate degree, Halverson continued his education at UNC, where he served as a graduate assistant athletic trainer, working mainly with the Tar Heel football and men's and women's tennis programs. He received an M.A. in Exercise and Sports Science - Athletic Training in 2004.

He has been an NATABOC Certified Athletic Trainer (ATC) since 2002 and has been an NSCA Certified Strength and Conditioning Specialist (CSCS) since 2005.

Halverson is a native of Winston-Salem who lives in Chapel Hill with his wife, Emily Kiser.

**OTHER BASKETBALL-RELATED STAFF**

**External Relations:** Steve Kirschner (communications), Matt Bowers (communications), Josh Reavis (video & social media), Brandon Gray (graphics)

**Equipment Manager:** Shane Parrish

**Managers:** Kiersten Steinbacher (head manager), Shaylen Atma, Cole Chapman, Drew Goforth, Billy Kanos, Virginia Lucas, Rob Neill, Robby Ruffolo

**Medical:** Tom Brickner, Alex Creighton

**Office Staff:** Nadia Bond, Kaye Chase, Cynthia Friend, Maggie Hobson (photography)

**Strength & Conditioning:** James Ayscue

**Trainer:** Kaylyn Norville



## 2019-20 STATISTICS

### Game Records

Record	Overall	Home	Away	Neutral
ALL GAMES	14-19	7-8	3-9	4-2
CONFERENCE	6-14	4-6	2-8	0-0
NON-CONFERENCE	8-5	3-2	1-1	4-2

### Score by Periods

Team	1st	2nd	OT	TOT
North Carolina	1102	1244	35	2381
Opponents	1107	1254	42	2403

### Team Box Score

No.	Player				Total		3-Point		F-Throw		Rebounds											
		GP-GS	MIN	AVG	FG-FGA	FG%	3FG-FGA	3FG%	FT-FTA	FT%	OFF	DEF	TOT	AVG	PF	DQ	A	TO	BLK	STL	PTS	AVG
2	ANTHONY, Cole	22-20	767:35	34.9	131-345	.380	49-141	.348	96-128	.750	10	115	125	5.7	64	0	88	77	6	29	407	18.5
15	BROOKS, Garrison	32-31	1117:52	34.9	207-387	.535	2-7	.286	123-192	.641	103	170	273	8.5	82	1	63	66	17	17	539	16.8
4	ROBINSON, Brandon	24-23	724:44	30.2	93-225	.413	59-160	.369	38-46	.826	22	54	76	3.2	67	3	57	39	10	25	283	11.8
5	BACOT, Armando	32-32	779:60	24.4	114-243	.469	0-0	.000	80-124	.645	87	176	263	8.2	81	3	39	55	36	16	308	9.6
0	HARRIS, Anthony	5-0	60:52	12.2	12-22	.545	3-7	.429	7-8	.875	3	2	5	1.0	6	0	3	2	0	4	34	6.8
1	BLACK, Leaky	32-31	954:06	29.8	80-223	.359	16-63	.254	32-46	.696	45	116	161	5.0	71	1	83	56	25	40	208	6.5
55	KEELING, Christian	33-9	631:46	19.1	86-200	.430	16-50	.320	24-32	.750	25	68	93	2.8	53	0	21	37	6	16	212	6.4
32	PIERCE, Justin	32-2	591:40	18.5	62-166	.373	16-71	.225	19-35	.543	56	72	128	4.0	54	0	29	26	9	13	159	5.0
3	PLATEK, Andrew	31-9	555:16	17.9	45-124	.363	13-57	.228	18-30	.600	22	42	64	2.1	24	0	44	19	2	10	121	3.9
13	FRANCIS, Jeremiah	16-3	217:14	13.6	15-66	.227	4-20	.200	18-26	.692	1	19	20	1.3	18	0	26	19	0	7	52	3.3
42	HUFFMAN, Brandon	14-0	51:02	3.6	8-12	.667	0-0	.000	2-5	.400	7	6	13	0.9	8	0	0	2	3	0	18	1.3
30	SMITH, K.J.	21-3	121:47	5.8	5-20	.250	1-10	.100	7-8	.875	2	11	13	0.6	8	0	16	9	0	5	18	0.9
11	RUSH, Shea	15-1	23:28	1.6	2-9	.222	2-8	.250	2-3	.667	1	3	4	0.3	2	0	0	4	1	0	8	0.5
22	MILLER, Walker	23-0	62:48	2.7	4-10	.400	0-0	.000	3-4	.750	4	10	14	0.6	7	0	2	5	1	0	11	0.5
25	ELLIS, Caleb	11-0	13:46	1.3	1-3	.333	0-1	.000	0-0	.000	1	1	2	0.2	1	0	0	0	0	0	2	0.2
35	MCADOO, Ryan	10-0	12:29	1.2	0-2	.000	0-0	.000	1-2	.500	1	0	1	0.1	3	0	1	0	0	0	1	0.1
34	O'HAN, Robbie	12-1	13:35	1.1	0-1	.000	0-0	.000	0-0	.000	0	1	1	0.1	1	0	0	1	0	1	0	0.0
Team											64	62	126					9				
Total		33	6700		865-2058	.420	181-595	.304	470-689	.682	454	928	1382	41.9	550	8	472	426	116	183	2381	72.2
Opponents		33	6700		843-2000	.422	277-824	.336	440-583	.755	296	836	1132	34.3	616	14	455	378	138	229	2403	72.8

### Team Statistics

	UNC	OPP
<b>Scoring</b>	<b>2381</b>	<b>2403</b>
Points per game	72.2	72.8
Scoring margin	-0.7	-
<b>Field goals-att</b>	<b>865-2058</b>	<b>843-2000</b>
Field goal pct	.420	.422
<b>3 point fg-att</b>	<b>181-595</b>	<b>277-824</b>
3-point FG pct	.304	.336
3-pt FG made per game	5.5	8.4
<b>Free throws-att</b>	<b>470-689</b>	<b>440-583</b>
Free throw pct	.682	.755
F-Throws made per game	14.2	13.3
<b>Rebounds</b>	<b>1382</b>	<b>1132</b>
Rebounds per game	41.9	34.3
Rebounding margin	+7.6	-
<b>Assists</b>	<b>472</b>	<b>455</b>
Assists per game	14.3	13.8
<b>Turnovers</b>	<b>426</b>	<b>378</b>
Turnovers per game	12.9	11.5
Turnover margin	-1.5	-
Assist/turnover ratio	1.1	1.2
<b>Steals</b>	<b>183</b>	<b>229</b>
Steals per game	5.5	6.9
<b>Blocks</b>	<b>116</b>	<b>138</b>
Blocks per game	3.5	4.2
<b>Winning streak</b>	<b>0</b>	<b>-</b>
Home win streak	2	-
<b>Attendance</b>	<b>301544</b>	<b>155677</b>
Home games-Avg/Game	15-20103	12-12973
Neutral site-Avg/Game	-	6-8700

### Team Results

Date	Opponent		Score	Att.
11/06/2019	Notre Dame	W	76-65	21750
11/08/2019	at UNCW	W	78-62	5100
11/15/2019	Gardner-Webb	W	77-61	20374
11/20/2019	Elon	W	75-61	20251
11/27/2019	vs Alabama	W	76-67	1405
11/28/2019	vs Michigan	L	64-73	1828
11/29/2019	vs Oregon	W	78-74	2110
12/04/2019	Ohio St.	L	49-74	21115
12/08/2019	at Virginia	L	47-56	14629
12/15/2019	Wofford	L	64-68	6272
12/18/2019	at Gonzaga	L	81-94	6000
12/21/2019	vs UCLA	W	74-64	12740
12/30/2019	Yale	W	70-67	20765
01/04/2020	Georgia Tech	L	83-96	21099
01/08/2020	Pittsburgh	L	65-73	20798
01/11/2020	Clemson	Lot	76-79	21077
01/18/2020	at Pittsburgh	L	52-66	12376
01/22/2020	at Virginia Tech	Lot2	77-79	9275
01/25/2020	Miami (FL)	W	94-71	21125
01/27/2020	at NC State	W	75-65	19533
02/01/2020	Boston College	L	70-71	21492
02/03/2020	at Florida St.	L	59-65	10015
02/08/2020	Duke	Lot	96-98	21500
02/11/2020	at Wake Forest	L	57-74	10894
02/15/2020	Virginia	L	62-64	21308
02/17/2020	at Notre Dame	L	76-77	8150
02/22/2020	at Louisville	L	55-72	21079
02/25/2020	NC State	W	85-79	21338
02/29/2020	at Syracuse	W	92-79	29312
03/03/2020	Wake Forest	W	93-83	21280
03/07/2020	at Duke	L	76-89	9314
03/10/2020	vs Virginia Tech	W	78-56	13310
03/11/2020	vs Syracuse	L	53-81	20809



## 2019-20 HIGHS AND LOWS

<b>CAROLINA</b>	<b>High</b>	<b>Low</b>
Field Goals	40 vs. Miami	17 vs. Ohio State, at Virginia
Field Goal Attempts	72 at UNCW	46 at Virginia
FG Percentage	.580 vs. Miami (40x69)	.274 (17x62) vs. Ohio State
FG Percentage in a Half	.643 (18x28), 2nd half vs. Notre Dame (h) .643 (18x28), 2nd half vs. Wake Forest (h)	.258 (8x28), 1st half vs. Syracuse*
3-Point Field Goals	11 at Syracuse	1 at Virginia, at Wake Forest
3-Point Attempts	26 vs. Clemson, at Syracuse	9 at NC State
3-Point Percentage (min. 10 att.)	.588 (10x17) vs. Wake Forest (h)	.063 at Wake Forest (1x16)
Free Throws Made	23 vs. Georgia Tech	4 vs. Miami
Free Throw Attempts	38 vs. Duke (h)	6 vs. Miami
FT Pct. (min. 10 att.)	.952 (20x21) vs. Oregon	.476 at Pittsburgh (10x21)
Offensive Rebounds	23 vs. Alabama	6 at Virginia Tech
Defensive Rebounds	38 at UNCW, vs. Elon, vs. Duke (h)	15 vs. Georgia Tech
Total Rebounds	60 vs. Alabama	29 at Louisville
Rebound Margin	+31 (56-25) vs. Elon	-16 vs. Ohio State (32-48)
Assists	32 vs. Miami	6 at Virginia
Turnovers	20 vs. Alabama	7 vs. Wake Forest (h)
Blocked Shots	12 vs. Oregon	1 at Duke, vs. Syracuse*
Steals	11 at Gonzaga	0 vs. Syracuse*
Points	96 vs. Duke (h)	47 at Virginia
Points in a Half	58, 2nd half vs. Wake Forest (h)	18, 1st half at Virginia
Scoring Margin	23 vs. Miami (94-71)	-28 vs. Syracuse* (53-81)
<b>OPPONENTS</b>	<b>High</b>	<b>Low</b>
Field Goals	36 by Georgia Tech	16 at Virginia
Field Goal Attempts	80 by Duke (h)	49 at Virginia
FG Percentage	.593 (35x59) at Gonzaga	.290 (18x62) by Virginia Tech*
FG Percentage in a Half	.720, 2nd half (18x25) at Gonzaga	.278, 2nd half (10x36) by Elon
3-Point Field Goals	14 by Wofford, at Virginia Tech	4 by several teams
3-Point Attempts	40 by Wofford	14 by Georgia Tech
3-Point Percentage (min. 10 attempts)	.500 (9x18) at Gonzaga	.179 (5x28) by UNCW
Free Throws Made	29 at Duke	4 by Alabama, Wofford
Free Throw Attempts	34 by Duke (h)	6 by Wofford
FT Pct. (min. 10 att.)	.944 by Miami (17x18)	.556 by UCLA (10x18)
Offensive Rebounds	22 by Oregon	1 at Gonzaga, by Yale
Defensive Rebounds	37 by UNCW	17 by Oregon
Total Rebounds	48 by UNCW, Ohio State	21 by Miami
Assists	19 by Wofford, Georgia Tech, at Duke	8 by Miami
Turnovers	22 by UCLA	5 by Wofford
Blocked Shots	10 at Florida State	0 by Notre Dame (h), UNCW
Steals	12 by Duke (h)	3 at Florida State
Points	98 by Duke (h)	56 at Virginia; by Virginia Tech*
Points in a Half	50, 2nd half at Gonzaga	23, 1st half by UCLA; 2nd half at Pittsburgh
<b>INDIVIDUAL BESTS</b>	<b>NORTH CAROLINA</b>	<b>OPPONENTS</b>
Points	35 by Garrison Brooks vs. Georgia Tech	28 by Tre Jones, Duke (h)
Field Goals	12 by Cole Anthony vs. Notre Dame	11 by Tre Jones, Duke (h)
Field Goal Attempts	24 by Cole Anthony vs. Notre Dame, at UNCW	25 by Tre Jones, Duke (h)
Field Goal Percentage (min. 10 att.)	.800 by Garrison Brooks vs. Wofford (8x10)	.833 by Corey Kispert at Gonzaga (10x12)
3-Point Field Goals	7 by Cole Anthony at Syracuse	7 by John Petty Jr., Alabama
3-Field Goal Attempts	13 by Brandon Robinson, Clemson	11 by Jalen Cone at Virginia Tech
3-Point Field Goal Pct (min. 5 made)	.833 by Brandon Robinson vs. Virginia Tech* (5x6)	.833 by Corey Kispert at Gonzaga (5x6)
Free Throws Made	17 by Garrison Brooks vs. Georgia Tech	10 by Landers Nolley at Virginia Tech
Free Throw Attempts	18 by Garrison Brooks vs. Georgia Tech	10 by Tre Jones at Duke
Free Throw Percentage (min. 5 made)	1.000 by Cole Anthony vs. Boston College (14x14)	12 by Buddy Boeheim, Syracuse*
Offensive Rebounds	9 by Garrison Brooks at Duke	1.000 by Tre Jones at Duke (10x10)
Defensive Rebounds	14 by Armando Bacot vs. Virginia (h)	6 by Wendell Moore, Duke (h)
Total Rebounds	16 by Armando Bacot vs. Virginia (h)	6 by Bourama Sidibe, Syracuse*
Assists	9 by Leaky Black vs. Duke (h)	15 by Jordan Bruner, Yale
Turnovers	7 by Cole Anthony at Wake Forest	15 by Jordan Bruner, Yale
Blocked Shots	6 by Armando Bacot vs. Oregon	15 by Bourama Sidibe at Syracuse
Steals	4 by Cole Anthony vs. Gardner-Webb and Alabama 4 by Brandon Robinson vs. Georgia Tech and Clemson 4 by Leaky Black at Pittsburgh	11 by Tre Jones at Duke
Minutes Played	48:21 by Garrison Brooks at Virginia Tech	6 by Kaleb Wesson, Ohio State 6 by Mamadi Diakite at Virginia 6 by Chris Smith, UCLA 6 by Xavier Johnson, Pittsburgh (H) 6 by Jahcobi Neath, Wake Forest (h)
		6 by Bourama Sidibe at Syracuse 6 by Jose Alvarado, Georgia Tech


\* ACC Tournament game





## #2 – COLE ANTHONY

### 2019-20 Freshman, Guard, New York, N.Y.



**15TH PICK IN FIRST ROUND OF 2020 NBA DRAFT**  
**THIRD-TEAM ALL-ACC**  
**ACC ALL-FRESHMAN TEAM**  
**USBWA ALL-DISTRICT III**  
**BASKETBALL TIMES SECOND-TEAM ALL-FRESHMAN**

Selected with the 15th pick in the first round of the 2020 NBA Draft by Orlando • Led Carolina in scoring at 18.5 points per game, the second-highest scoring average ever by a UNC freshman • Missed 11 games after undergoing an arthroscopic procedure to treat a partially torn meniscus in his right knee on 12/16/19 • Did not play from the Wofford game on Dec. 15 through the NC State

game in Raleigh on Jan. 27 • Scored in double figures in 19 of his 22 games with one 30-point game and eight others with 20 or more (five times with 25 or more, second most by a UNC freshman) • Four double-figure rebound games • Led UNC in scoring 13 times • Led Carolina in plus/minus with a plus 55 • Made multiple three-pointers 12 times with a high of seven at Syracuse • Made four or more threes five times • Made 6 of 6 or better from the free throw line four times with a high of 14 for 14 against Boston College • Made 49 threes in 22 games (2.2 per game) • Had 88 assists and 77 turnovers (1.1) • Averaged 5.7 rebounds, highest in at least 50 years by a Tar Heel point guard • Two-time ACC Freshman of the Week (for his play vs. Notre Dame and UNCW in November and NC State and Syracuse in late February) • ACC Player of the Week for his play against the Irish and UNCW • Became the first Tar Heel to score 25 or more points and have seven assists in back-to-back games (at Syracuse and vs. Wake Forest) • Played 30 or more minutes 20 times.

**2019-20 Game Highlights:** Game-high 28 points on 8 of 14 shooting (4 of 5 3FGs, 8 of 8 FTs) and seven assists in home win over Wake Forest • The 28 points matched his second-highest scoring output • Season-high seven three-pointers in 11 attempts, scored 25 points (17 in the second half) and had seven assists in the win at Syracuse • Helped UNC shoot 56.7 percent in the second half and 51.6 for the game against the Orange's zone • Made a season-high 58.3 percent from the floor (7 of 12) for the game and scored 12 of his 19 points in the second half in the home win over NC State • Game-high 23 points and six assists at Notre Dame •



Led UNC with 24 points and had a game-high 11 rebounds in the overtime loss to Duke • Was his third double-double of the season – the first UNC freshman to record a double-double vs. Duke since 2011 • Made 14x14 free throws against Boston College, which tied the best single-game performance from the stripe in the Roy Williams Era and the best by a Tar Heel in Smith Center history • Scored six of his 19 points against Oregon in the final

#### 2019-20 Game-by-Game

Opponent	FG	3FG	FT	REB	PF	PTS	A	TO	B	S	MP
Notre Dame*	12-24	6-11	4-5	0-11-11	2	34	5	4	0	1	37
at UNCW*	7-24	4-11	2-7	0-10-10	1	20	3	2	1	2	34
Gardner-Webb*	7-17	3-7	11-13	0-1-1	4	28	2	4	1	4	33
Elon*	4-14	0-5	1-2	1-9-10	3	9	8	4	1	0	36
vs. Alabama*	4-13	1-3	4-7	1-6-7	4	13	6	6	0	4	32
vs. Michigan*	8-17	2-7	4-6	1-6-7	3	22	3	3	0	2	33
vs. Oregon*	6-13	1-4	6-6	0-5-5	4	19	1	2	1	1	29
Ohio State*	4-15	4-8	3-4	0-2-2	3	15	3	3	0	1	30
at Virginia*	4-15	1-6	3-6	0-4-4	3	12	1	6	0	2	35
next 11 games	DNP – right knee										
Boston College	5-14	2-8	14-14	0-5-5	3	26	3	1	0	2	26
at Florida State*	5-22	3-10	3-8	1-7-8	4	16	3	3	0	0	38
Duke*	7-17	1-4	9-10	1-10-11	4	24	4	4	0	1	43
at Wake Forest*	5-19	0-6	5-6	2-4-6	3	15	4	7	1	1	37
Virginia*	7-16	2-5	1-1	0-3-3	4	17	5	3	0	0	35
at Notre Dame*	7-16	3-8	6-6	0-3-3	1	23	6	1	0	0	38
at Louisville*	7-16	2-7	2-2	1-6-7	1	18	2	4	0	1	33
NC State*	7-12	1-4	4-7	1-4-5	3	19	5	5	0	2	37
at Syracuse*	8-13	7-11	2-3	0-2-2	2	25	7	2	1	2	36
Wake Forest	8-14	4-5	8-8	0-4-4	4	28	7	1	0	0	38
at Duke*	4-14	0-2	1-2	0-2-2	3	9	3	2	0	2	38
vs. VA Tech* (ACC)	3-10	1-3	3-5	1-7-8	2	10	4	4	0	1	34
vs. Syracuse*	2-10	1-6	0-0	0-4-4	3	5	3	6	0	0	36



1:04 – drive and score gave UNC a -72-69 lead (after Oregon scored nine straight points), then made both ends of 1-and-1s with 20.7 and 6.0 seconds to play • Scored 34, 20 and 28 in his first three games to become the first Tar Heel to score 82 points in a three-game stretch since Tyler Zeller in 2011 • Became first Tar Heel freshman ever to post consecutive 20-point/10-rebound games when he had a game-high 20 points and 10 boards at UNCW • First Tar Heel point guard ever with back-to-back double-figure rebound games.

Set ACC freshman and UNC debut scoring records with 34 points against Notre Dame • Most points by ACC freshman in first game (previous 33 by Duke's RJ Barrett) • Most points by any Tar Heel in his first game (previous was 30 by sophomore Lennie Rosenbluth vs. Clemson in 1954) • Most points by a Tar Heel freshman in his debut (28 by Rashad McCants vs. Penn State in 2002) • Game-high 11 rebounds tied UNC record for point guards with Raymond Felton (2005), Ed Cota (1998) and Harvey Salz (1958) • Hit five of his six 3FGs and scored 23 of his 34 in the second half • Scored 15 points in a 29-13 run in which UNC went from down five to leading by 11 • Five assists to become first Tar Heel with 30/10/5 since Joseph Forte in 2000 vs. Tulsa • First Tar Heel freshman with 30 points and 10 rebounds since Hansbrough in 2006 • NCAA.com National Player of the Week and ACC Player and Freshman of the Week for Nov. 5-10.


#### ANTHONY'S STATS

Year	GP-GS	Min.	Ave.	FGM-A	Pct.	3FGM-A	Pct.	FTM-A	Pct.	Off	Def	Reb	Ave.	A	TO	B	S	Pts	Ave.
2019-20	22-20	768	34.9	131-345	.380	49-141	.348	96-128	.750	10	115	125	5.7	88	77	6	29	407	18.5



## #4 – BRANDON ROBINSON

### 2019-20 Senior, Guard, Douglasville, Ga.



**2019-20:** Carolina's third-leading scorer at a career-high 11.8 points per game • Led the team in three-pointers with 59 (2.5 per game) and three-point percentage (.369) • Scored in double figures twice in 106 games over his first three seasons and in 16 of 24 games as a senior • Scored 20 or more three times – 20 vs. Yale, 27 vs. Clemson and 29 vs. Miami • Became the first Tar Heel to ever score 25 or more points twice and 20 or more three times as a senior after not scoring 15 or more in his first three seasons • Made five or more 3FGs six times with a high of six vs. Miami • Made three or more 3FGs 14 times, including seven straight games from UCLA through Miami, which tied the

second-longest such streak in UNC history (eight in a row by Donald Williams in 1993 and seven by Dante Calabria in 1996) • Career-best 7 for 7 from the FT line at NC State, including 4 for 4 in the final 50 seconds after UNC had missed its previous five FTs • Averaged 30.2 minutes a game (previous highs were 3.4 points in 11.8 minutes per game as a junior) • Played 30 or more minutes 16 times (played 20 or more minutes twice in his first three seasons with a previous high of 21 one time as a freshman) • Led UNC in assists five times • Improved his free throw percentage from 66.7 percent through three seasons to 82.5 as a senior.

Missed nine games due to injuries – the first four games of the season due to a sprained right ankle he suffered in the exhibition game on 11/1, the Virginia Tech game on 1/22 due to neck soreness after a car crash and four games after he sprained his right ankle against Boston College on 2/1.

**2019-20 Game Highlights:** Made five threes in six attempts and tied career highs with six rebounds and two blocks in the ACC Tournament win over Virginia Tech (most threes by a Tar Heel in the ACC Tournament since 2015) • Hit five threes and scored 18 points on Senior Night vs. Wake Forest • Made three 3FGs and netted 11 points at Notre Dame in his first action in 16 days • Career-best 7 for 7 FTs at NC State • Set his career scoring high for the second time in three games (consecutive home games) with 29



#### 2019-20 Game-by-Game

Opponent	FG	3FG	FT	REB	PF	PTS	A	TO	B	S	MP
first 4 games											
vs. Alabama*	4-11	3-6	1-1	2-4-6	4	12	2	1	0	1	26
vs. Michigan*	4-8	0-3	1-2	1-2-3	2	9	4	0	0	1	32
vs. Oregon*	4-8	3-7	2-2	1-1-3	3	13	4	2	1	2	30
Ohio State*	3-9	1-5	2-2	1-2-3	3	9	3	2	1	0	31
at Virginia*	1-4	0-3	0-0	0-3-3	1	2	1	2	0	0	26
Wofford*	4-12	3-9	5-6	0-6-6	0	16	5	3	2	0	33
at Gonzaga*	0-2	0-2	0-0	0-4-4	1	0	2	1	1	1	16
vs. UCLA*	3-10	3-9	3-6	1-2-3	3	12	2	2	1	1	33
Yale*	7-18	5-12	1-1	1-2-3	5	20	3	2	0	1	36
Georgia Tech*	4-11	4-9	0-0	2-0-2	2	12	6	3	0	4	34
Pittsburgh*	4-9	3-8	2-2	1-0-1	3	13	3	3	0	1	34
Clemson*	9-17	5-13	4-4	1-3-4	4	27	4	3	0	4	41
at Pittsburgh*	3-10	3-9	3-4	1-2-3	5	12	0	3	0	0	32
at Virginia Tech				DNP – neck							
Miami*	11-16	6-10	1-2	3-0-3	2	29	4	1	0	2	32
at NC State*	2-5	0-2	7-7	1-5-6	1	11	0	0	0	0	29
Boston College*	5-16	2-9	0-0	0-3-3	5	12	0	1	1	1	37
at Florida State				DNP – right ankle							
Duke				DNP – right ankle							
at Wake Forest				DNP – right ankle							
Virginia				DNP – right ankle							
at Notre Dame	4-8	3-6	0-0	1-2-3	2	11	2	1	0	1	25
at Louisville*	2-8	0-6	0-0	1-0-1	4	4	3	2	0	0	30
NC State*	1-4	0-3	1-1	0-0-0	1	3	0	0	1	1	20
at Syracuse*	2-8	2-6	0-0	2-3-5	3	6	4	0	0	1	30
Wake Forest*	6-11	5-9	1-2	0-4-4	1	18	3	2	0	1	36
at Duke*	4-8	3-5	0-0	0-0-0	4	11	0	1	0	1	29
vs. VA Tech* (ACC)	5-8	5-6	2-2	2-4-6	2	17	2	0	2	1	31
vs. Syracuse*	1-4	0-3	2-2	0-1-1	4	4	0	4	0	0	23

points vs. Miami • Made six threes and 11 field goals, both career highs, vs. the Canes • Career-high 27 points (19 in the first half) in the overtime loss to Clemson • Made a career-best nine field goals and tied his career high with five three-pointers (second time in the last four games) • The 19 points he scored in the first half were just one off his previous career high for a game • Hit four threes and had career highs in assists (6) and steals (4) vs. Georgia Tech • Career highs in points (20), field goals made and attempted (7 of 18), three-pointers made and attempted (5 of 12) and minutes (36) in the 70-67 win over Yale • Was the first time in his career he led UNC in scoring • Made four threes (one more than his previous career high) and scored 14 of his 20 points in the second half • Key shot came with 2:09 to play, a three that gave Carolina an eight-point lead • Hit three first-half 3FGs that led to a 36-23 UNC lead and finished with a dozen points vs. UCLA • Became sick at halftime at Gonzaga and did not play in the second half • Then-career highs in points (16), 3FGs (tied with three), assists (five) and blocks (tied with two) in the loss to Wofford • Had 13 points and led UNC in assists with career-high tying four against Oregon • Hit both ends of a 1-and-1 with 0.6 seconds to play vs. Oregon to give UNC a 78-74 lead • Made his first collegiate start against Alabama in his first action of the season and scored a then-career-high 12 points • Played a then-career-high 26 minutes (only third time with 20 or more) and tied career highs with three three-pointers and six rebounds • Sprained his right ankle in the first half of the exhibition game vs. Winston-Salem State on 11/1 and did not play in the first four regular-season contests.

**Career:** Scored 532 points and made 98 of 263 three-pointers (.373) • Scored in double figures 18 times • Ninety-five of his 178 field goals were three-pointers (.534) • Had the 19th-highest three-pointer percentage by any Tar Heel with 98 or more three-pointers • Assist-error ratio of 1.8 to 1 (156/86) • Scored his 500th career point in his final career game at the Smith Center on 3/3 vs. Wake Forest • Played in 130 games, including 36 as a freshman when UNC won the national championship.

#### ROBINSON'S CAREER STATS

Year	GP-GS	Min.	Ave.	FGM-A	Pct.	3FGM-A	Pct.	FTM-A	Pct.	Off	Def	Reb	Ave.	A	TO	B	S	Pts	Ave.
2016-17	36-0	281	7.6	22-64	.344	7-30	.233	18-27	.667	11	32	43	1.2	28	14	3	9	69	1.9
2017-18	35-0	302	8.6	21-56	.375	9-23	.391	10-14	.714	20	28	48	1.4	22	16	5	6	61	1.7
2018-19	35-0	414	11.8	42-85	.494	23-50	.460	12-19	.632	16	40	56	1.6	49	17	5	13	119	3.4
2019-20	24-23	725	30.2	93-225	.413	59-160	.369	38-46	.826	22	54	76	3.2	57	39	10	25	283	11.8
<b>Totals</b>	<b>130-23</b>	<b>1724</b>	<b>13.3</b>	<b>178-430</b>	<b>.414</b>	<b>98-263</b>	<b>.373</b>	<b>78-106</b>	<b>.736</b>	<b>69</b>	<b>154</b>	<b>223</b>	<b>1.7</b>	<b>156</b>	<b>86</b>	<b>23</b>	<b>53</b>	<b>532</b>	<b>4.1</b>



## LAST TIME IT HAPPENED — CAROLINA...

\* ACC Tournament  
^ NCAA Tournament  
~ NIT

**Won by 30 on the road:** 38– UNC 95, Wake Forest 57, 2/16/19  
**Won by 40 on the road:** 49– UNC 116, Elon 67, 11/9/18  
**Won by 30 at a neutral site:** ^39–UNC 103, Texas Southern 64, 3/17/17, Greenville, S.C.  
**Won by 40 at a neutral site:** 43– UNC 104, Chaminade 61, 11/21/16 in Maui  
**Won by 50:** 50– UNC 108, Tennessee Tech 58, 11/16/18  
**Won by more than 50:** 51– UNC 107, NC State 56, 1/8/17  
**Won by 60:** 68– UNC 116, UNC Asheville 48, 11/30/08  
**Lost by 25 or more:** \*28– Syracuse 81, UNC 53, 3/11/20 in Greensboro  
**Lost by 25 at home:** 25– Ohio State, UNC 49, 12/4/19  
**Lost by more than 25 at home:** 29– Duke 87, UNC 58, 1/31/02  
**Lost by 30:** 33– Florida State 90, UNC 57, 1/14/12  
**Lost by 30 at home:** 35– Duke 104, UNC 69, 2/29/64  
**Played overtime:** lost to Duke, 96-98, 2/8/20  
**Played 2 OT:** lost at Virginia Tech, 77-79, 1/22/20  
**Played 3 OT:** lost to Wake Forest, 114-119, 12/20/03  
**Played 4 OT:** won at Tulane, 113-106, 2/14/76  
**Played as the No. 1 team in AP poll:** lost at Northern Iowa, 67-71, 11/21/15  
**Beat AP No. 1:** at Duke, 88-72, 2/20/19  
**Lost to AP No. 1:** \*vs. Virginia, 63-71, 3/10/18 in Brooklyn  
**Beat AP Top-10 opponent by 20 points:** beat No. 10 Virginia Tech, 103-82, 1/21/19  
**Lost to unranked opponent as Top-5 AP-ranked team:** No. 5 UNC lost to Wofford, 75-79, 12/20/17  
**Lost to unranked opponent as Top-10 AP-ranked team:** No. 6 UNC lost to Michigan, 64-73, 11/28/19 in The Bahamas

### CAROLINA SCORING

**20 in 7 consecutive games:** Garrison Brooks, 2019-20  
**20 in 9 consecutive games:** Tyler Hansbrough, 2008-09  
**30:** Garrison Brooks vs. NC State, 2/25/20  
**35:** Garrison Brooks vs. Georgia Tech, 1/4/20  
**Consecutive games with 30:** Antawn Jamison (35 vs. Duke, 2/5/98; 31 at Georgia Tech, 2/8/98)  
**30/consecutive games by different players:** 31 by Luke Maye vs. NC State, 2/5/19; 33 by Coby White vs. Miami, 2/9/19  
**More than 35:** Brice Johnson (39) at Florida State, 1/4/16  
**40:** Harrison Barnes (40) vs. Clemson, 3/12/11 in Greensboro  
**20/1st half:** 20 by Coby White vs. Texas, 11/22/18 in Las Vegas  
**20/2nd half:** 20 by Cole Anthony vs. Boston College, 2/1/20  
**25/half:** Joel Berry II (25) 2nd half vs. Miami, 2/27/18  
**More than 25/half:** Luke Maye (27 in 2nd half) at NC State, 2/10/18  
**25 after halftime:** Coby White (25– 23 in 2nd, 2 in OT) vs. Miami, 2/9/19  
**30 after halftime:** Marcus Paige (31– 21 in 2nd, 10 in OT) at NC State, 2/26/14  
**10 or more in OT:** 11 by Marcus Paige at NC State, 2/26/14  
**25/four straight games:** Garrison Brooks (30 vs. NC State, 2/25/20; 26 at Syracuse, 2/29/20; 25 vs. Wake Forest, 3/3/20; 26 at Duke, 3/7/20)  
**25/five or more straight games:** 12 in a row by Charlie Scott, 1970  
**25/three consecutive road games:** Garrison Brooks (28 at Virginia Tech, 1/22/20; 27 at NC State, 1/27/20; 26 at Duke 3/7/20)  
**Two players scored 25 in consecutive games:** Garrison Brooks (26), Cole Anthony (25) at Syracuse, 2/29/20; Anthony (28), Brooks (25) vs. Wake Forest, 3/3/20  
**Three players scored 20:** Joel Berry II (26), Isaiah Hicks (22), Justin Jackson (22) vs. Florida State, 1/14/17  
**Two players scored 30:** Brice Johnson (39), Marcus Paige (30) at Florida State, 1/4/16  
**Players on both teams scored 30:** 30 by Luke Maye, 33 by RJ Barrett at Duke, 2/20/19  
**Out-scored opponents in a half:** Reggie Bullock (21-20 in 1st) vs. Maryland, 1/19/13  
**Scored UNC's first 14 points:** Kenny Williams at Stanford, 11/20/17  
**Scored 20 in less than 10 minutes:** Kenny Williams in first 9:03 at Stanford, 11/20/17  
**No starter in double figures:** vs. Rutgers, 12/28/10  
**One player in double figures:** Cole Anthony (18) at Louisville, 2/22/20  
**Zero bench points:** vs. Virginia, 2/15/20  
**Six in double figures:** vs. Tennessee Tech, 11/16/18  
**Eight in double figures:** vs. Saint Francis, 1/2/11  
**Nine in double figures:** Kevin Madden (17), Ranzino Smith (17), Warren Martin (15), Steve Bucknall (12), Joe Wolf (10), Steve Hale (10), Brad Daugherty (10), Jeff Lebo (10) & Kenny Smith (10) vs. Manhattan, 12/27/85, in Miami  
**UNC scored 100/road game:** 116 at Elon, 11/9/18  
**UNC scored 100/ACC road game:** 106 at Florida State, 1/4/16  
**UNC scored 100/consecutive ACC games:** 114 vs. Wake Forest, 12/20/03 and 103 vs. Georgia Tech, 1/11/04  
**UNC scored 100/3 consecutive games:** 107 vs. Cleveland State, 12/30/04; 105 vs. William & Mary, 1/2/05; 109 vs. Maryland, 1/8/05  
**UNC scored 100/loss:** 100 vs. Kentucky, 12/17/16 in Las Vegas  
**UNC scored 100/loss. top 5 AP-ranked team:** 103 vs. No. 4 Gonzaga, 12/15/18  
**UNC scored 100/loss. top 10 AP-ranked team:** 103 vs. No. 10 Virginia Tech, 1/21/19  
**Both teams scored 100:** Kentucky 103, UNC 100, 12/17/16 in Las Vegas  
**UNC scored 50/both halves:** vs. NC State, 2/5/19 (56 and 57)

**UNC scored 60/half:** 63, 1st half at Elon, 11/9/18  
**UNC scored 65/half:** 65, 2nd half at Florida State, 1/4/16  
**UNC scored 70/half:** 77, 1st half vs. VMI, 12/17/94  
**UNC scored 50/half in a loss:** 56 (2nd half) vs. Georgia Tech, 1/4/20  
**UNC scored less than 50/game:** 47 at Virginia, 12/8/19  
**UNC scored less than 20/half:** 18 (1st) at Virginia, 12/8/19  
**UNC scored less than 25/each half:** 23 and 22 vs. Michigan State, 11/26/17 in Portland, Ore.  
**UNC scored less than 30/each half:** 23 and 29 at Pittsburgh, 1/18/20  
**UNC scored less than 30/half in a win:** 29 (2nd) at Notre Dame, 1/13/18  
**UNC scored less than 20 in one half and 50 in the other:** 18 (1st) and 53 (2nd) vs. Butler, 11/20/12, in Maui  
**UNC scored 25 straight:** vs. NC State, 1/12/08  
**UNC scored more than 20 straight:** 22 vs. NC State, 1/8/17  
**UNC scored 20 straight:** vs. Virginia Tech, 1/21/19  
**UNC scored 15 or more to begin game:** 18-0 at Wake Forest, 2/16/19  
**UNC scored 10 or more to end the game:** \*13-0 vs. Miami in Brooklyn, 3/8/18  
**UNC did not score a field goal in the last 5:00 in a win:** none in last 6:47 in a 79-70 win vs. Duke, 3/9/19

### CAROLINA FIELD GOAL SHOOTING

**Made every FG att. (min. 10):** Jeff McInnis, 10x10 vs. Cincinnati, 12/3/94, in Charlotte  
**Missed every FG att. (min. 10):** Harrison Barnes, 0x12 vs. Minnesota, 11/19/10, in San Juan  
**Made 15 or more consecutive field goals:** 16 by Brice Johnson vs. UCLA (11), 12/19/15 in Brooklyn, and Appalachian State (5), 12/21/15 (ties UNC record)  
**UNC shot 70 percent/half:** 74.1 (20x27) at Wake Forest, 2/16/19  
**UNC shot 60 percent/both halves:** 78.1 (25x32) and 80.0 (24x30) vs. Loyola Marymount, March 19, 1988 in Salt Lake City, Utah  
**UNC shot 75 percent/half:** 78.1 (25x32) at NC State, 2/10/18  
**UNC shot 80 percent/half:** 85.7 (24x28), 2nd vs. Old Dominion, 12/1/92  
**UNC shot 60 percent/both halves:** 67.9 (19x28), 63.3 (19x30) vs. Tulane, 12/3/17  
**UNC shot 60 percent/game:** 62.3 (38x61) at Wake Forest, 2/16/19  
**UNC shot 60 percent/consecutive games:** 60.6 (43x71) vs. Mount St. Mary's, 3/21/08, and 67.7 (44x65) vs. Arkansas, 3/23/08, both in Raleigh  
**UNC shot 70 percent/game:** 70.9 (39x55) vs. ODU, 11/23/07 in Las Vegas  
**UNC shot under 25 percent/half:** 23.3 (7x30), 1st vs. Michigan State, 11/26/17 in Portland, Ore.  
**UNC shot under 30 percent/both halves:** 28.6 (10x35) and 25.9 (7x27) vs. Ohio State, 12/4/19  
**UNC shot under 25 percent/game:** 24.6 (15x61) vs. Michigan State, 11/26/17 in Portland, Ore.  
**UNC shot under 30 percent/game:** 27.4 (17x62) vs. Ohio State, 12/4/19  
**UNC shot under 30 percent/half and won:** 28.2 (11x39) 2nd half at Duke, 3/5/16  
**UNC shot under 40 percent/game and won:** 36.6 (26x71) vs. Yale, 12/30/19  
**UNC shot under 40 percent/both halves and won:** 38.7 and 36.7 vs. Davidson, 12/7/16  
**UNC shot 50 percent/game or better and lost:** 50.0 (25x50) vs. Virginia, 2/15/20  
**UNC shot 50 percent/both halves and lost:** 55.2 (16x29) & 53.6 (15x28) vs. Miami, 2/27/18  
**UNC made nine or more attempts to begin a half:** 9 vs. Portland, 11/23/17 in Portland, Ore. (second half)  
**UNC missed 10 or more attempts to begin a half:** 15 vs. Georgia Tech, 1/4/20 (first field goal by Garrison Brooks with 6:50 to play in first half)  
**UNC missed 15 or more consecutive attempts:** 17 at Florida State, 2/3/20  
**Both teams shot 60 percent in the second half:** UNC (78.1, 25x32) and NC State (60.0, 21x35), 2/10/18 in Raleigh  
**UNC shot under 30 percent in the first half and over 60 in the second:** at Clemson, 1/30/18 (29.4 in the first and 64.3 in the second)

### CAROLINA THREE-POINTERS

**Made 6 consecutive attempts:** Cameron Johnson at Wake Forest, 2/16/19  
**Made 5/half:** Cole Anthony (2nd half) at Syracuse, 2/29/20  
**Made 6/half:** Coby White (2nd half) vs. Miami, 2/9/19  
**Two players made 6:** Cameron Johnson and Coby White at Clemson, 3/2/19  
**Made 7:** Cole Anthony at Syracuse, 2/29/20  
**Made 8:** Rashad McCants vs. Clemson, 3/2/04  
**Made 6 or more/consecutive games:** Coby White – 6 vs. Syracuse, 2/26/19; 6 at Clemson, 3/2/19  
**Eight players made a 3FG:** at Wake Forest, 2/16/19  
**Shot 100 percent (min. 5 att.):** Joel Berry II (5x5) vs. Duke, 3/4/17  
**UNC made 15:** 16 at Wake Forest, 2/16/19  
**UNC attempted 30:** 31 vs. Duke, 3/9/19  
**UNC did not make a three-pointer:** 0 vs. Princeton, 12/13/97 (813 consecutive games with at least one three-pointer through Syracuse)  
**UNC shot 70 percent (min. 20 att.):** 72.7 (16x22) vs. Western Carolina, 12/6/17  
**UNC shot 60 percent and lost:** ^64.7 (11x17) vs. Villanova, 4/4/16 in Houston  
**UNC shot less than 10 percent:** 6.3 (1x16) at Wake Forest, 2/11/20  
**Made more 3FGs than 2FGs:** vs. Clemson, 1/16/18 (made 15 3FGs and 11 2FGs)  
**Attempted more 3FGs than 2FGs:** at Clemson (attempted 33 3FGs, 0 2FGs), 3/2/19  
**Made less than five and won:** 3 vs. NC State, 2/25/20  
**Made 10 or more and lost:** 11 vs. Texas, 11/22/18 in Las Vegas



## CAROLINA FREE THROWS

**Made 15 or more:** 17 by Garrison Brooks vs. Georgia Tech, 1/4/20 (18 attempts)  
**Made 20 or more:** 20 by Tyler Zeller vs. Maryland, 2/29/12 (23 attempts)  
**Attempted 20 or more:** 23 by Tyler Zeller vs. Maryland, 2/29/12  
**10 for 10 or better:** 14x14 by Cole Anthony vs. Boston College, 2/1/20  
**Made 30 or more in a row:** 31 by Marcus Paige, 2013-14  
**Missed every attempt (min. 5):** Garrison Brooks (0x5) vs. Duke, 2/8/20  
**Missed every attempt (more than 5):** Garrison Brooks (0x7) vs. Boston College, 2/1/20  
**UNC shot 100 percent: (min. 10 att.):** vs. Wisconsin, 11/23/16 in Maui (12x12)  
**UNC shot 90 percent (min. 20 att.):** 95.2 vs. Oregon, 11/29/19 in The Bahamas (20x21)  
**UNC shot 90 percent (min. 30 att.):** 91.9 vs. Syracuse, 2/26/19 (34x37)  
**UNC shot under 50 percent:** 47.6 (10x21) at Pittsburgh, 1/18/20  
**UNC shot under 30 percent:** 27.3 (3x11) at Wake Forest, 2/16/19  
**UNC made 30 or more:** 34 (attempted 37) vs. Syracuse, 2/26/19  
**UNC made 40 or more:** 41 (attempted 59) vs. Clemson, 1/28/98  
**UNC made less than five:** 4 vs. Miami, 1/25/20  
**UNC missed 20 or more:** 23 (24x47) vs. Texas, 12/18/13  
**UNC missed 25 or more:** 26 (22x48) vs. Belmont, 11/17/13  
**UNC attempted 50:** 50 (made 36) vs. Maryland, 2/15/04  
**UNC attempted less than five:** ^4 vs. George Mason, 3/19/06, in Dayton, Ohio  
**Made more free throws than field goals:** vs. Syracuse, 2/26/19 (25 FGs, 34 FTs)  
**Did not attempt a free throw in a half:** 1st half vs. Virginia Tech, 1/18/15  
**Did not make a free throw in a half:** 1st half at Wake Forest, 2/16/19 (0 for 1)  
**No starter made a free throw:** at Wake Forest, 2/16/19

## CAROLINA REBOUNDS

**10 or more by a guard:** 11 by Cole Anthony vs. Duke, 2/8/20  
**10 or more in consecutive games by a guard:** Cole Anthony (11 vs. Notre Dame, 11/6/19; 10 at UNCW, 11/8/19)  
**15 or more/consecutive games:** Luke Maye (20 at BC, 3/5/19; 16 vs. Duke, 3/9/19)  
**16:** Armando Bacot vs. Virginia, 2/15/20  
**20:** Luke Maye at Boston College, 3/5/19  
**More than 20:** 21 by Brice Johnson at Duke, 3/5/16  
**30:** Rusty Clark vs. Maryland, 2/21/68  
**10 offensive:** Kennedy Meeks at Clemson, 1/3/17  
**10 or more in a half:** 11 (first half) by Garrison Brooks at Syracuse, 2/29/20  
**10 or more in both halves:** 10 in both halves by Luke Maye at Boston College, 3/5/19  
**Three players in double-figures:** Garrison Brooks (12), Justin Pierce (12), Cole Anthony (10) at UNCW, 11/8/19  
**10 or more in 15 straight games:** John Henson, 2011  
**UNC had 70 rebounds:** 72 vs. Nicholls, 12/19/11  
**UNC had 30 offensive rebounds:** 31 vs. Nicholls, 12/19/11  
**UNC had less than five offensive rebounds:** 1 vs. Pitt, 2/14/16  
**UNC scored 30 second-chance points:** 30 vs. Tennessee Tech, 11/16/18  
**UNC scored 35 or more second-chance points:** 36 vs. Nicholls, 12/19/11  
**UNC scored one second-chance point:** 1 at Georgia Tech, 1/29/19  
**UNC scored less than five second-chance points:** 2 at Virginia Tech, 1/22/20  
**UNC had a rebound margin of 30 or more:** +31, 56-25 vs. Elon, 11/20/19  
**UNC had a rebound margin of 35 or more:** +35, 58-23 vs. Boston College, 1/9/18

## CAROLINA DOUBLE-DOUBLES

**Points & rebounds/consecutive games by a point guard:** Cole Anthony (34/11 vs. Notre Dame, 11/6/19; 20/10 at UNCW, 11/8/19)  
**First game in career:** Cole Anthony (34 pts/11 reb) vs. Notre Dame, 11/6/19  
**In a half:** Garrison Brooks (11/11) in first half at Syracuse, 2/29/20  
**Both halves:** Brice Johnson at Florida State, 1/4/16 (11/11 in 1st, 28/12 in 2nd)  
**Three in a game:** Cole Anthony (20/10), Garrison Brooks (18/12), Justin Pierce (18/12) at UNCW, 11/8/19 (all points/rebounds)  
**Three in an ACC game:** Cameron Johnson (15/11), Luke Maye (21/11) and Kenny Williams (15/10) at NC State, 1/8/19 (all points/rebounds)  
**Four in a game:** Larry Miller (29 pts/10 reb), Charlie Scott (18 pts/14 reb), Rusty Clark (13 pts/13 reb), Bill Bunting (10 pts/11 reb) vs. Clemson, 2/16/68 in Charlotte  
**Points & rebounds/in 6 consecutive games:** Garrison Brooks vs. Yale, Georgia Tech, Pittsburgh, Clemson, Pittsburgh and Virginia Tech, 2020  
**Points & rebounds/in 9 consecutive games:** John Henson vs. Maryland, at Florida State, Duke, Miami, Clemson, Duke, LIU, Washington and Marquette, 2011  
**40 points/20 rebounds:** Billy Cunningham (48/25) vs. Tulane, 12/10/64  
**35 points/10 rebounds:** Garrison Brooks (35/11) vs. Georgia Tech, 1/4/20  
**30 points/20 rebounds:** Brice Johnson (39/23) at Florida State, 1/4/16  
**30 points/15 rebounds:** Luke Maye (30/15) at Duke, 2/20/19  
**30 points/10 rebounds:** Garrison Brooks (35/11) vs. Georgia Tech, 1/4/20  
**20 points/20 rebounds:** Brice Johnson (39/23) at Florida State, 1/4/16  
**20 points/10 rebounds/5 blocks:** Armando Bacot vs. Oregon, 11/29/19 in The Bahamas (23/12/6)  
**15 points/20 rebounds/5 assists:** Luke Maye at Boston College, 3/5/19 (17/20/5)  
**30 points/10 rebounds/5 assists:** Cole Anthony (34/11/5) vs. Notre Dame, Nov. 6, 2019  
**Points & rebounds with 7 assists:** Armando Bacot vs. Miami, 1/25/20 (19/12/7)  
**Points & assists:** Theo Pinson (12/11) vs. Miami, 2/27/18  
**Points & assists/consecutive games:** ^Kendall Marshall (11/10) vs. Vermont, 3/16/12, and (18/11) vs. Creighton, 3/18/12, in Greensboro  
**Points & assists/3 consecutive games:** Kendall Marshall (20/10) at Duke, 3/3/12; (13/12) vs. Maryland, 3/9/12\*; and (12/10) vs. NC State, 3/10/12\* in Atlanta

## CAROLINA TRIPLE-DOUBLES

**Pts, rebs, assists:** Jason Capel (16/11/10 assists) vs. Buffalo, 12/17/00  
**Pts, rebs, blocks:** Brendan Haywood (18/14/10 blk) vs. Miami, 12/4/00

## CAROLINA ASSISTS

**More than 10:** ^Theo Pinson (11) vs. Texas A&M, 3/18/18 in Charlotte  
**10 or more/consecutive games:** ^Kendall Marshall– 10 vs. Vermont, 3/16/12; 11 vs. Creighton, 3/18/12 in Greensboro, N.C.  
**10 or more/three consecutive games:** Kendall Marshall– 10 at Duke, 3/3/12; 12 vs. Maryland, 3/9/12\* in Atlanta; 10 vs. NC State, 3/10/12\* in Atlanta  
**15 or more:** 16 by Kendall Marshall at Maryland, 2/4/12  
**10 or more assists and no turnovers:** Marcus Paige (10/0) vs. Georgia Tech, 2/21/15  
**UNC had 30 or more:** 32 vs. Miami, 1/25/20  
**UNC had assists on 90 percent of its field goals:** vs. East Tennessee State, 12/8/12 (30 assists on 31 field goals, 96.8 percent)  
**UNC had 5 or fewer:** 5 at Maryland, 2/21/09

## CAROLINA TURNOVERS

**8 or more:** 8 by Marcus Paige at Maryland, 3/6/13  
**UNC committed 15 or more/half:** 15 (1st) at Georgia Tech, 2/16/10  
**UNC committed 20 or more and won:** 20 vs. Alabama, 11/27/19 in The Bahamas  
**UNC committed 20 or more and won on the road:** 23 at NC State, 1/8/19  
**UNC committed 25 or more/game:** 26 at Clemson, 1/13/10  
**UNC committed less than 5:** 2 vs. Duke, 2/8/18 (tied school record)  
**Opponent scored 0 points off UNC turnovers:** Fairfield, 11/15/15 (10 turnovers)  
**Opponent scored 1 point off UNC turnovers:** Duke, 2/8/18 (two turnovers)  
**Opponent scored less than five points off UNC turnovers:** 4 at Florida State, 2/3/20  
**Opponent scored 25 points off UNC turnovers:** \*27 by Syracuse (18 turnovers), 3/11/20 in Greensboro  
**Opponent scored 30 points off UNC turnovers:** 31 by Texas (17 turnovers), 11/22/18 in Las Vegas

## CAROLINA BLOCKED SHOTS

**5 or more:** 6 by Armando Bacot vs. Oregon, 11/29/19 in The Bahamas  
**8:** Brice Johnson vs. Florida Gulf Coast, 3/17/16 in Raleigh  
**10:** Brendan Haywood vs. Miami (Fla.), 12/4/00  
**UNC blocked 15 shots:** 15 vs. Northern Kentucky, 12/27/13

## CAROLINA STEALS

**6:** Marcus Paige at Georgia Tech, 3/3/15  
**8:** ^Ty Lawson vs. Michigan State, 4/6/09 in Detroit  
**UNC had 15 or more:** 16 vs. Tennessee Tech, 11/16/18  
**UNC had 20:** 20 vs. UNC Asheville, 12/28/05

## CAROLINA MISCELLANEOUS (*UNC scores listed first*)

**Led UNC in points, rebounds and assists:** Cole Anthony at Florida State, 2/3/20 (16/8/3)  
**Led UNC in points, rebounds, assists and blocks:** Luke Maye vs. Tulane, 12/3/17 (22 points, 10 rebounds, 4 assists, 4 blocks)  
**Led UNC in points, rebounds, assists and steals:** Garrison Brooks at Gonzaga, 12/18/19 (16 points, 6 rebounds, 3 assists, 2 steals)  
**Led UNC in points, rebounds, blocks and steals:** Armando Bacot vs. Elon, 11/20/10 (24 points, 14 rebounds, 3 blocks, 2 steals)  
**Made shot with 0.00 on the clock to win:** \*Tyler Zeller vs. Miami, 3/11/11 in Greensboro (UNC won 61-59)  
**Made shot with less than a second on the clock to win:** ^Luke Maye (0.3 seconds) vs. Kentucky, 3/24/17 in Memphis  
**Made go-ahead shot with less than a minute to play in a win:** Joel Berry II with 11 seconds to play vs. Wake Forest, 12/30/17  
**Made two free throws with less than 10 seconds to play to win:** Joel Berry II with 7.1 seconds to play to win 69-68 at Notre Dame, 1/13/18  
**Hit a shot from beyond halfcourt:** P.J. Hairston vs. Mississippi St, 11/19/12 in Maui  
**Played the entire game:** Raymond Felton at Virginia, 1/11/03  
**Four players played at least 45 minutes:** Garrison Brooks (48), Andrew Platek (48), Leaky Black (47) and Justin Pierce (46) at Virginia Tech, 1/22/20  
**Played 50 minutes:** Jawad Williams (50) vs. Wake Forest, 12/20/03  
**UNC rallied from 10 points down in the second half to win:** trailed Louisville by 13 (50-63) with 8:25 to play and won, 72-71, 1/10/15  
**UNC rallied from 10 down in the second half to win consecutive games:** trailed Miami 34-53 (-19) with 9:51 to play and won, 61-59, 3/11/11\* in Greensboro; trailed Clemson 30-41 (-11) with 17:23 to play and won, 92-87, in overtime, 3/12/11\* in Greensboro  
**UNC rallied from 20 points down to win:** trailed Georgia Tech, 30-50 with four minutes left in the first half and won, 82-75, 2/15/06  
**UNC rallied from 20 points down to take the lead:** trailed Georgia Tech, 9-29, with 8:04 to play in first half and took the lead four times in second half, but lost 71-73, 1/16/10  
**Four-point play:** Cameron Johnson at Boston College, 3/5/19  
**UNC did not score a fastbreak point:** at Virginia Tech, 1/22/20  
**UNC scored 25 fastbreak points:** \*27 vs. Louisville, 3/14/19 in Charlotte  
**UNC led by 20 at the half:** UNC 51, Miami 27, 1/25/20  
**UNC led by 30 at the half:** UNC 56, NC State 23, 1/8/17  
**Committed 30 personal fouls:** 33 at Louisville, 1/31/15

## LAST TIME A TAR HEEL FRESHMAN

**20 Points/Half:** 20 (2nd) by Cole Anthony vs. Boston College, 2/1/20  
**20 Points/Three Consecutive Games:** Cole Anthony– 34 vs. Notre Dame, 11/6/19; 20 at UNCW, 11/8/19; 28 vs. Gardner-Webb, 11/15/19  
**20 Points/Non-Starter:** 26 by Cole Anthony vs. Boston College, 2/1/20  
**20 Points/Two Freshmen:** Coby White (27) and Nassir Little (23) vs. Virginia Tech, 1/21/19  
**25 Points:** 28 by Cole Anthony vs. Wake Forest, 3/3/20  
**25 Points/Consecutive Games:** Cole Anthony– 25 at Syracuse, 2/29/20, and 28 vs. Wake Forest, 3/3/20  
**30 Points in College Debut:** 34 by Cole Anthony vs. Notre Dame, 11/6/19 (*ACC record*)  
**30 Points:** 34 by Cole Anthony vs. Notre Dame, Nov. 6, 2019  
**40 Points:** \*40 by Harrison Barnes vs. Clemson, 3/12/11 in Greensboro  
**50 Combined Points/Two Freshmen:** Coby White (27) and Nassir Little (23) vs. Virginia Tech, 1/21/19  
**Freshmen the only Tar Heels in double figures in a win:** Cole Anthony (28) and Armando Bacot (12) vs. Gardner-Webb, Nov. 15, 2019  
**Led Carolina in Points, Rebounds, Assists and Steals:** Cole Anthony vs. Notre Dame, Nov. 6, 2019 (34-11-5-1)  
**Led Carolina in Points, Rebounds, Blocks and Steals:** Armando Bacot vs. Elon (22 points, 14 rebounds, 3 blocks, 2 steals)  
**Three in Double Figures:** Armando Bacot (15), Anthony Harris (14), Jeremiah Francis (12) vs. UCLA, 12/21/19 in Las Vegas  
**Four in Double Figures:** Ty Lawson (18), Wayne Ellington (14), Deon Thompson (14), Alex Stepheson (10) at Arizona, 1/27/2007  
**12 Field Goals:** Cole Anthony vs. Notre Dame, Nov. 6, 2019  
**13 Field Goals:** Tyler Hansbrough vs. Georgia Tech, 2/15/06  
**14 Field Goals:** Antawn Jamison at Maryland, 1/6/96  
**15 Field Goals:** ^J.R. Reid vs. Notre Dame, 3/19/87 in East Rutherford, N.J.  
**Made 5 or More Three-Pointers in Consecutive Games:** Coby White– 6 vs. Syracuse, 2/26/19; 6 at Clemson, 3/2/19  
**7 Three-Pointers:** Cole Anthony at Syracuse, 2/29/20  
**8 Three-Pointers:** Raymond Felton at NC State, 1/26/03  
**10 or More Free Throws:** 14 by Cole Anthony vs. Boston College, 2/1/20  
**14 Free Throws:** Cole Anthony vs. Boston College, 2/1/20  
**15 Free Throws:** \*Phil Ford vs. Clemson, 3/7/75 in Greensboro  
**100% Free Throws (more than 10 attempts):** 14x14 by Cole Anthony vs. Boston College, 2/1/20  
**10 or More Rebounds by a Guard:** 11 by Cole Anthony vs. Duke, 2/8/20  
**10 or More Rebounds by a Guard, Consecutive Games:** Cole Anthony– 11 vs. Notre Dame, Nov. 6, 2019; 10 at UNCW, 11/8/19  
**10 or More Rebounds, Three Consecutive Games:** Armando Bacot– 12 vs. Miami, Jan. 25, 2020; 11 at NC State, Jan. 27, 2020; 10 vs. Boston College, Feb. 1, 2020  
**15 Rebounds:** see below  
**More than 15 Rebounds:** 16 by Armando Bacot vs. Virginia, 2/15/20  
**20 Rebounds:** by Antawn Jamison at Virginia, 1/17/96  
**10 Assists:** ^J.R. Reid vs. Florida State, 3/15/13 in Greensboro  
**More Than 10 Assists:** ^14 by Kendall Marshall vs. Washington, 3/20/11 in Charlotte  
**15 or More Assists:** 16 by Kendall Marshall vs. Florida State, 2/6/11  
**Points/Rebounds Double-Double in Three Consecutive Games:** Armando Bacot – 19/12 vs. Miami, Jan. 25, 2020; 11/11 at NC State, Jan. 27, 2020; 11/10 vs. Boston College, Feb. 1, 2020  
**Points/Rebounds Double-Double in Consecutive Games by a Guard:** Cole Anthony– 34/11 vs. Notre Dame, Nov. 6, 2019; 20/10 at UNCW, 11/8/19 (first time a freshman had consecutive 20/10 games in UNC history)  
**20 Points/10 Rebounds/5 Blocks:** by Armando Bacot vs. Oregon, 11/29/19 in The Bahamas (23/12/5)  
**30 Points/10 Rebounds:** 34/11 by Cole Anthony vs. Notre Dame, Nov. 6, 2019  
**40 Points/10 Rebounds:** 40/10 by Tyler Hansbrough vs. Georgia Tech, 2/15/06  
**Points/Assists Double-Double:** ^13 points/14 assists by Kendall Marshall vs. Washington, 3/20/11 in Charlotte  
**Double-Double in Points & Rebounds with 7 Assists:** Armando Bacot vs. Miami, 1/25/20 (19/12/7)  
**More than 5 Blocked Shots:** 6 by Armando Bacot vs. Oregon, 11/29/19 in The Bahamas  
**5 Steals:** ^Marcus Paige vs. Kansas, 3/24/13 in Kansas City, Mo.  
**More than 5 Steals:** 8 by Tyler Hansbrough vs. UNC Asheville, 12/28/05

\* ACC Tournament

^ NCAA Tournament

## LAST TIME IT HAPPENED — OPPONENTS...

### OPPONENTS SCORING

**40:** 47 by Malik Monk, Kentucky, 12/17/16 in Las Vegas  
**30:** \*31 by Zion Williamson, Duke, 3/15/19 in Charlotte  
**30/consecutive games:** Xavier Rathan-Mayes, Florida State (35 at UNC, 1/24/15, and 30 in Tallahassee, 1/4/16)  
**30/twice in a season:** Nolan Smith, Duke (34 at Duke, 2/9/11; 30 at UNC, 3/5/11)  
**20/three times in one season:** Luke Kennard, Duke (20, 28 and 20), 2017  
**Two players with 25:** 33 by RJ Barrett, 27 by Cam Reddish at Duke, 2/20/19  
**Three players with 20:** Allerik Freeman (29), Torin Dorn (20) and Markell Johnson (20), NC State, 1/27/18  
**Four players with 20:** Damion James (25), Dexter Pittman (23), J'Covan Brown (21) and Avery Bradley (20), Texas, 12/19/09 in Arlington, Texas  
**25/half:** 27 in first half by Malik Monk, Kentucky, 12/17/16 in Las Vegas  
**20/1st half:** 21 by Ky Bowman at Boston College, 1/21/17  
**20/2nd half:** 23 by Tyus Battle, Syracuse, 2/26/19  
**20 or more after halftime:** 22 by Tre Jones, Duke (2/8/20) 13 in 2nd half, 9 in OT  
**20/both halves:** 27 and 20 by Malik Monk, Kentucky, 12/17/16 in Las Vegas  
**Non-starter scored 30:** 33 by Brent Arrington, Miss. Valley St., 11/20/11  
**Non-starter scored 25:** 29 by Allerik Freeman (29), NC State, 1/27/18  
**Non-starter scored 20:** 21 by Braxton Beverly at NC State, 1/8/19  
**Scored 15 straight points for his team:** Tre Jones, Duke, 2/8/20  
**No players in double figures:** at Evansville, 12/8/10  
**One player in double figures:** 17 by Jaylen Hoard at Wake Forest, 2/16/19  
**No starter in double figures:** at Wake Forest, 2/16/19  
**Only four players scored:** \*Duke in Brooklyn, 3/9/18  
**Bench scored zero:** Pittsburgh, 1/8/20  
**Six players in double figures:** ^Auburn, 3/29/19 in Kansas City, Mo.  
**Seven players in double figures:** Wake Forest, 12/20/03 (triple overtime)  
**Scored 90:** 98 by Duke, 2/8/20  
**Scored 100:** 103 by Kentucky, 12/17/16 in Las Vegas  
**Scored less than 50:** 41 by Virginia, 2/18/17  
**Scored less than 60 in a win:** 56 at Virginia, 12/8/19  
**Scored 60/half:** 61, 2nd by East Carolina, 12/15/12  
**Scored less than 15/half:** 14 by UNCG (1st half), 12/7/13  
**Scored less than 20/half:** 19 (2nd half) by Virginia, 2/18/17  
**Scored less than 25/both halves:** 22 and 19 by Virginia, 2/18/17  
**Scored 50 in a half in a UNC win:** 56, 2nd half by NC State, 2/5/19  
**Scored less than 25 in a half in a win over UNC:** 23 (2nd) at Pittsburgh, 1/18/20  
**Scored less than 30/both halves in a win over UNC:** 27 and 26 at Virginia, 2/27/17

### OPPONENTS FIELD GOAL SHOOTING

**Player made 10:** 10 by Tre Jones, Duke, 2/8/20  
**Player made 13:** \*13 by Zion Williamson, Duke, 3/15/19 in Charlotte  
**Two players made 10:** 11 by RJ Barrett, 10 by Cam Reddish at Duke, 2/20/19  
**Player missed every shot (min. 10):** Brandon Childress at Wake Forest, 2/16/19 (0x12)  
**Made 15 or fewer:** 15 by Virginia, 2/18/17  
**Made less than 20 in a win:** 16 at Virginia, 12/8/19  
**Two players attempted 20:** 27 by RJ Barrett, 23 by Cam Reddish, Duke, 3/9/19  
**Player attempted 25:** 25 by Tre Jones, Duke, 2/8/20  
**Player attempted more than 25:** 27 by RJ Barrett, Duke, 3/9/19  
**Made its first seven attempts to begin a game:** Louisville, 1/12/19  
**Made its first eight attempts to begin a game:** Michigan, 11/29/17  
**Made 10 consecutive:** Duke, 2/8/18  
**Made 15 consecutive:** Clemson, 1/16/18  
**Missed its first seven attempts to begin a game:** at Wake Forest, 2/16/19  
**Missed 15 consecutive attempts:** at Pittsburgh, 1/5/19  
**50 percent/both halves:** 55.9 (19x34) and 63.0 (17x27) by Georgia Tech, 1/4/20  
**50 percent/both halves and lost:** 50.0 (17x34) and 50.0 (20x40) by NC State, 2/5/19  
**Better than 55 percent/game and lost:** 55.6 (30x54) by Pitt, 1/31/17  
**60 percent/half:** 63.0 (17x27), 2nd half by Georgia Tech, 1/4/20  
**60 percent/both halves:** 61.3 (19x31) & 69.2 (18x26) at Pitt, 2/14/15  
**60 percent/game:** 64.9 (37x57) at Pitt, 2/14/15  
**70 percent/half:** 72.0 (18x25), 2nd half at Gonzaga, 12/18/19  
**70 percent/game:** \*71.7 (33x46) by Duke, 2/29/80, in Greensboro  
**75 percent/half:** 76.5 (13x17), 2nd half at NC State, 2/3/07  
**Under 20 percent/half:** 16.1 (5x31), 2nd half at Elon, 11/9/18  
**Under 25 percent/half and won:** 22.7 (5x22), 2nd half at Pittsburgh, 1/18/20  
**Under 30 percent/both halves:** \*29.0 (9x31) and 29.0 (9x31) by Virginia Tech, 3/10/20 in Greensboro  
**Under 30 percent/game:** \*29.0 (18x62) by Virginia Tech, 3/10/20 in Greensboro  
**Under 35 percent/game and won:** 34.5 (10x29), 1st half by Clemson, 1/11/20  
**Under 40 percent/game and won:** 36.9 (24x65) at Virginia Tech, 1/22/20  
**Under 40 percent/both halves and won:** 34.5 (10x29) and 34.8 (8x23), at Virginia Tech, 1/22/20  
**Under 30 percent in first half and better than 60 percent in second half:** 25.0 (10x40) and 65.4 (17x26) by NC State, 2/1/14  
**50 percent in first half and under 20 percent in second half:** 57.1 (16x28) in first half and 16.1 (5x31) in second half at Elon, 11/9/18



## OPPONENTS THREE-POINTERS

**6:** by Tomas Woldetensae, Virginia, 2/15/20  
**7:** by John Petty Jr., Alabama (1st half), 11/27/19 in The Bahamas  
**8:** Malik Monk, Kentucky, 12/17/16 in Las Vegas  
**10:** Kyle McAlarney, Notre Dame, 11/26/08 in Maui  
**Player made 7 of 7:** Allerik Freeman, NC State, 1/27/18 (7x7)  
**Player made every att. (min. 5):** John Mooney, Notre Dame, 2/12/18 (6x6)  
**Player missed every att. (min. 5):** Jaden Shackelford, Alabama (0x5), 11/27/19 in The Bahamas  
**Two players made at least 5:** ~7 by David Schneider and 5 by JohnMark Ludwick, William and Mary, 3/16/10  
**5 in a half:** by Storm Murphy, Wofford (1st half), 12/15/19  
**Player attempted 15 3FGs:** 16 by Ky Bowman at Boston College, 3/5/19  
**Eight different players made a 3FG:** ^Auburn, 3/29/19 in Kansas City, Mo.  
**Nine different players made a 3FG:** Michigan, 11/29/17  
**Did not make a three-pointer:** 0 by Jacksonville (in 5 attempts), 11/27/90 (1,063 consecutive games with at least one three-pointer through Syracuse)  
**Made 15 or more:** ^17 by Auburn, 3/29/19 in Kansas City, Mo.  
**Opponents made 15 or more/consecutive games:** 15 by NC State, 1/27/18, and 15 at Clemson, 1/30/18  
**Attempted 40:** Wofford, 12/15/19  
**Attempted more than 40:** ^41 by Iona, 3/22/19 in Columbus, Ohio  
**Shot 60 percent (min. 10 att.):** 62.5 (10x16) at Duke, 2/18/15  
**Shot 65 percent (min. 10 att.):** 66.7 (8x12) at Illinois, 11/30/10  
**Shot less than 10 percent (min. 10 att.):** 6.3 (1x16) at Georgia Tech, 3/3/15  
**Made 10 or more and lost:** \*Virginia Tech, 3/10/20 in Greensboro  
**Made more than 10 and lost:** 12 by Oregon, 11/29/19 in The Bahamas  
**Made 15 or more and lost:** ^15 by Iona, 3/22/19 in Columbus, Ohio  
**Made less than five and won:** 4 by Duke, 2/8/20  
**Made more three-pointers than two-pointers:** \*Virginia Tech, 3/10/20 in Greensboro (made 10 threes and 8 twos)  
**Attempted more three-pointers than two-pointers:** \*Virginia Tech, 3/10/20 in Greensboro (attempted 36 threes and 26 twos)

## OPPONENTS FREE THROWS

**Made 15:** \*Jerian Grant, Notre Dame, 3/14/15 in Greensboro  
**Made more than 15:** 17 by Zabian Dowdell, Virginia Tech, 2/13/07  
**Attempted 15:** 16 by Trey McGowens at Pitt, 1/5/19  
**Made 10x10:** Tre Jones at Duke, 3/7/20  
**Made better than 10x10:** ^12x12 by Tyler Dorsey, Oregon, 4/1/17 in Phoenix  
**Shot 100 percent (min. 10):** 100.0 (10x10) by Wake Forest, 2/15/11  
**Shot at least 85 percent, 30 or more attempts:** 87.9 (29x33) at Duke, 3/7/20  
**Under 30 percent:** 27.3 (3x11) by NC State, 1/8/17  
**Under 40 percent:** 30.8 (4x13) by Louisville, 2/22/17  
**Under 50 percent and won:** ^47.1 (8x17) by Auburn, 3/29/19 in Kansas City, Mo.  
**Made 30 or more:** \*33 by Duke, 3/10/17 in Brooklyn  
**Made fewer than five:** 4 by Wofford, 12/15/19  
**Attempted 40 or more:** 44 at Louisville, 1/31/15 (made 27)  
**Attempted fewer than five:** \*3 by Virginia, 3/12/16 in Washington, D.C.  
**Missed 20 or more:** \*20 (21x41) by Pitt, 3/14/14 in Greensboro  
**Only one player attempted:** Jordan Taylor, Wisconsin (3x6), 11/30/11  
**Made more free throws than field goals:** at Duke, 3/7/20 (25 FG, 29 FT)  
**Made five or fewer and won:** 4 by Wofford, 12/15/19  
**Did not attempt a FT in a half:** ^1st half by Iona, 3/22/19 in Columbus, Ohio  
**Did not make a FT in a half:** 1st half at Louisville, 2/22/20

## OPPONENTS REBOUNDS

**15 or more:** 15 by Bourama Sidibe at Syracuse, 2/29/20  
**17:** Kerry Blackshear, Virginia Tech, 1/21/19  
**19:** John Mooney, Notre Dame, 1/15/19  
**20 or more:** \*21 by Talib Zanna, Pitt, 3/14/14 in Greensboro  
**10 offensive:** 10 by Kerry Blackshear, Virginia Tech, 1/21/19  
**Two players with 15 or more:** 15 by Damion James and 15 by Dexter Pittman, Texas, 12/19/09 in Arlington, Texas  
**Three players in double-figures:** ^Joey Lynch-Flohr (11), Artsiom Parakhouski (10) and Eric Hall (10), Radford, 3/19/09 in Greensboro  
**Team had 50 rebounds:** ^50 by Texas A&M, 3/18/18 in Charlotte  
**Team had 60 rebounds:** 60 by Texas, 12/19/09 in Arlington, Texas  
**Team had less than 20 rebounds:** ^15 by Notre Dame, 3/27/16 in Philadelphia  
**Team had 25 offensive rebounds:** 29 by Butler, 11/26/14 in the Bahamas  
**Scored 20 second-chance points:** 21 by Oregon, 11/29/19 in The Bahamas  
**Team had two offensive rebounds:** 2 by Miami, 1/25/20  
**Team had one offensive rebound:** 1 by Yale, 12/30/19  
**One player had an offensive rebound:** 1 by Sam Waardenburg, Miami, 1/25/20  
**Scored zero second-chance points:** Gonzaga, 12/15/18  
**Outrebounded UNC by 15 or more:** 16 by Ohio State, 12/4/19 (32-48)  
**Had more offensive rebounds than UNC had defensive:** Butler in The Bahamas, 11/26/14 (Butler 29 offensive, UNC 26 defensive)

## OPPONENTS DOUBLE-DOUBLES

**20 points/15 rebounds:** 21/15 by Marvin Bagley III at Duke, 3/3/18  
**30 points/10 rebounds:** \*31/11 by Zion Williamson Duke, 3/15/19 in Charlotte

**Points & rebounds w/5 or more assists:** 17/15/4 by Jordan Bruner, Yale, 12/30/19  
**Points & rebounds w/7 or more assists:** 17/10/7 by Dwayne Sutton, Louisville, 1/12/19  
**Pts/Reb w/5 or more blocks:** 17/15/6 by Bourama Sidibe at Syracuse, 2/29/20  
**Points & assists:** 21/11 by Tre Jones at Duke, 3/7/20  
**Three players:** Lorenzo Brown (12 pts/12 assists), Richard Howell (13 pts/17 reb) and TJ Warren (10 pts, 10 reb), NC State, 2/23/13  
**Player had three in one season:** Marvin Bagley III, Duke, 2018

## OPPONENTS TRIPLE DOUBLE

Greivis Vasquez at Maryland, 2/21/09 (35 pts/11 reb/10 assists) (first in ACC game)

## OPPONENTS ASSISTS

**11:** by Tre Jones at Duke, 3/7/20  
**12:** by Melo Trimble, Maryland, 12/1/15  
**13:** \*by Luke Loucks, Florida State, 3/11/12 in Atlanta  
**15 or more:** 17 by Kenny Anderson at Georgia Tech, 2/1/90  
**10 or more assists and no turnovers:** Cameron Wright (10 assists) at Pitt, 2/14/15  
**Team with 30 or more:** 30 at Pitt, 2/14/15  
**Team with 5 or fewer:** 5 by Oklahoma State, 11/22/16 in Maui

## OPPONENTS TURNOVERS

**Player had 7:** \*Frank Howard, Syracuse, 3/7/18 in Brooklyn  
**Player had 8:** Ky Bowman at Boston College, 1/21/17  
**Player had 10:** Evan Turner, Ohio State, 11/19/09 in New York, N.Y.  
**20 or more and won:** 24 by Michigan State, 11/26/17 in Portland, Ore.  
**Team committed 25:** UNCW, 12/5/18  
**Team committed 30 or more:** 32 by South Carolina State, 11/20/07  
**Team committed less than 5:** \*4 by Virginia, 3/10/18 in Brooklyn  
**UNC scored 0 points off oppt. turnovers:** at Notre Dame, 2/6/16 (2 turnovers)  
**UNC scored less than five points off oppt. turnovers:** 4 vs. Wofford, 12/15/19 (5 turnovers)  
**UNC scored 30 points off oppt. turnovers:** 32 at Wake Forest, 2/16/19 (20 turnovers)  
**UNC scored 35 points off oppt. turnovers:** 37 vs. NC State, 1/8/17 (26 turnovers)

## OPPONENTS BLOCKS

**6:** Bourama Sidibe at Syracuse, 2/29/20  
**Team blocked 10 or more shots:** 10 at Florida State, 2/3/20

## OPPONENTS STEALS

**5 or more:** 5 by Jose Alvarado, Georgia Tech, 1/4/20  
**8:** Ashton Hagans, Kentucky, 12/22/18 in Chicago  
**Team had 15 or more:** 15 at Georgia Tech, 12/31/16 (11 in first half)  
**Team had 20 or more:** 20 at Clemson, 1/17/07

## OPPONENTS MISCELLANEOUS (*UNC scores listed first*)

**Led the team in scoring, rebounds, assists, blocks and steals:** Aamir Simms, Clemson, 1/11/20 (20 points, 8 rebounds, 6 assists, 4 blocks, 3 steals)  
**Four-point play:** Andrien White at Wake Forest, 2/11/20  
**Hit a game-winning shot with no time left:** Wendell Moore, Duke, 2/8/20 (in OT)  
**Hit a game-winning shot less than a second left:** Tomas Woldetensae, Virginia, 2/15/20 (3FG with 0.8 to play)  
**Hit a game-winning shot less than five seconds left:** Nate Laszewski at Notre Dame, 2/17/20 (3FG with 2.4 seconds to play)  
**Hit a game-tying shot with no time left in regulation:** Tre Jones, Duke, 2/8/20  
**Hit a shot from other side of halfcourt:** Louis Dabney, Tulane, 12/16/15, to end first half  
**Made winning free throws with less than 30 seconds to play:** Boston College's Jared Hamilton made two of three FTs with 17 seconds to play, BC won 70-71, 2/1/20  
**Trailed at the half and won:** Duke, 2/8/20 (Duke trailed 44-35, won 96-98 in OT)  
**Trailed by 10 or more at half and won:** Clemson, 1/11/20 (Clemson trailed 39-29, won 76-79 in OT)  
**Trailed by 10 or more with less than four minutes to play and won:** Duke, 2/8/20 (Duke trailed 77-64 with 3:55 to play, won 96-98 in OT)  
**Trailed by 10 or more with less than two minutes to play and won:** Clemson, 1/11/20 (Clemson trailed 68-58 with 1:56 to play, won 76-79 in overtime)  
**Trailed by 15 and won:** at Notre Dame, 2/17/20 (ND trailed 64-49, won 76-77)  
**Trailed by more than 15 and won:** 16 at Northern Iowa (UNI trailed 50-34, won 67-71)  
**Trailed by 20 or more and won:** 24 at Florida State, 1/22/04 (FSU trailed 42-18 in first half, won 81-90 in overtime)  
**Trailed by 20 and took the lead:** at Virginia Tech, 1/24/16 (UNC led 36-16, VT took a 59-61 lead, but UNC won 75-70)  
**Led Carolina by 20 or more at halftime:** \*21 by Syracuse (22-43), 3/10/20 in Greensboro  
**Led Carolina by 20 or more at halftime in Chapel Hill:** 20 by Georgia Tech (27-47), 1/4/20  
**Led Carolina by 25 or more at halftime:** 27 at Duke (26-53), 3/6/10  
**Led Carolina by 30:** \*30 by Syracuse (51-81), 3/10/20 in Greensboro  
**Led Carolina by more than 30:** 32 at Indiana (51-83), 11/27/12  
**Led Carolina by 35 or more:** 36 at Duke (37-73), 3/6/10  
**Scored more than 15 straight:** 17-0 run at Louisville, 2/22/20  
**Scored 19 straight:** 19-0 run by Michigan, 11/28/19 in The Bahamas  
**Scored first 10 points:** NC State led 10-0, 2/25/20 (UNC won 85-79)  
**Scored first 14 points:** \*Miami led 14-0 in Brooklyn, 3/8/18 (UNC won, 82-65)  
**Outscored UNC by more than 20 in a half:** \*Syracuse, 3/10/20 (22-43, first half)  
**Outscored UNC by more than 20 in a half in Chapel Hill:** Ohio State, 12/4/19 (22-45, second half)





## 2019-20 GAME-BY-GAME TEAM STATS

	PTS	FG	FG%	1st	2nd	3FG	3FG%	FT	FT%	O-D-REB	PF	A	TO	B	ST
Carolina, W	76	28-60	.467	.313	.643	10-20	.500	10-17	.568	14-37-51	15	15	18	4	2
Notre Dame	65	24-68	.353	.324	.382	9-31	.290	8-14	.571	8-23-31	13	16	6	0	10
<b>Carolina, W</b>	<b>78</b>	<b>27-72</b>	<b>.375</b>	<b>.300</b>	<b>.469</b>	<b>8-25</b>	<b>.320</b>	<b>16-30</b>	<b>.533</b>	<b>16-38-54</b>	<b>15</b>	<b>13</b>	<b>8</b>	<b>3</b>	<b>5</b>
<b>at UNCW</b>	<b>62</b>	<b>25-72</b>	<b>.347</b>	<b>.353</b>	<b>.342</b>	<b>5-28</b>	<b>.179</b>	<b>7-11</b>	<b>.636</b>	<b>11-37-48</b>	<b>22</b>	<b>12</b>	<b>11</b>	<b>0</b>	<b>5</b>
Carolina, W	77	26-57	.456	.414	.500	6-18	.333	19-25	.760	12-32-44	17	19	16	5	9
Gardner-Webb	61	21-57	.368	.370	.367	5-23	.217	14-18	.778	5-18-23	18	10	13	2	9
<b>Carolina, W</b>	<b>75</b>	<b>29-68</b>	<b>.426</b>	<b>.419</b>	<b>.432</b>	<b>3-19</b>	<b>.158</b>	<b>14-23</b>	<b>.609</b>	<b>18-38-56</b>	<b>13</b>	<b>19</b>	<b>10</b>	<b>7</b>	<b>4</b>
<b>Elon</b>	<b>61</b>	<b>20-63</b>	<b>.317</b>	<b>.370</b>	<b>.278</b>	<b>12-32</b>	<b>.375</b>	<b>9-9</b>	<b>1.000</b>	<b>5-20-25</b>	<b>22</b>	<b>11</b>	<b>10</b>	<b>2</b>	<b>5</b>
Carolina, W	76	29-71	.408	.375	.452	5-14	.357	13-21	.619	23-37-60	19	15	20	3	8
vs. Alabama	67	26-68	.382	.333	.438	11-31	.355	4-9	.444	8-23-31	23	12	14	4	6
<b>Carolina, L</b>	<b>64</b>	<b>26-61</b>	<b>.426</b>	<b>.448</b>	<b>.406</b>	<b>2-13</b>	<b>.154</b>	<b>10-20</b>	<b>.500</b>	<b>11-25-36</b>	<b>15</b>	<b>8</b>	<b>11</b>	<b>2</b>	<b>4</b>
<b>vs. Michigan</b>	<b>73</b>	<b>28-56</b>	<b>.500</b>	<b>.517</b>	<b>.481</b>	<b>11-26</b>	<b>.423</b>	<b>6-10</b>	<b>.600</b>	<b>6-28-34</b>	<b>18</b>	<b>15</b>	<b>16</b>	<b>7</b>	<b>7</b>
Carolina, W	78	26-62	.419	.485	.345	6-23	.261	20-21	.952	19-28-47	18	12	13	12	4
vs. Oregon	74	25-70	.357	.361	.353	12-30	.400	12-20	.600	22-17-39	18	13	7	4	8
<b>Carolina, L</b>	<b>49</b>	<b>17-62</b>	<b>.274</b>	<b>.286</b>	<b>.259</b>	<b>7-23</b>	<b>.304</b>	<b>8-13</b>	<b>.615</b>	<b>13-19-32</b>	<b>15</b>	<b>10</b>	<b>10</b>	<b>5</b>	<b>6</b>
<b>Ohio State</b>	<b>74</b>	<b>26-56</b>	<b>.464</b>	<b>.393</b>	<b>.536</b>	<b>10-26</b>	<b>.385</b>	<b>12-15</b>	<b>.800</b>	<b>13-35-48</b>	<b>18</b>	<b>17</b>	<b>15</b>	<b>4</b>	<b>5</b>
Carolina, L	47	17-46	.370	.304	.435	1-14	.071	12-22	.545	8-24-32	14	6	12	3	6
at Virginia	56	16-49	.327	.320	.333	6-17	.353	18-25	.720	11-26-37	18	9	13	3	8
<b>Carolina, L</b>	<b>64</b>	<b>23-63</b>	<b>.365</b>	<b>.414</b>	<b>.324</b>	<b>6-19</b>	<b>.316</b>	<b>12-20</b>	<b>.600</b>	<b>18-33-51</b>	<b>12</b>	<b>17</b>	<b>11</b>	<b>6</b>	<b>2</b>
<b>Wofford</b>	<b>68</b>	<b>25-66</b>	<b>.379</b>	<b>.343</b>	<b>.419</b>	<b>14-40</b>	<b>.350</b>	<b>4-6</b>	<b>.667</b>	<b>8-26-34</b>	<b>21</b>	<b>19</b>	<b>5</b>	<b>5</b>	<b>8</b>
Carolina, L	81	31-68	.456	.405	.516	7-19	.368	12-17	.706	9-26-35	16	13	12	4	11
at Gonzaga	94	35-59	.593	.500	.720	9-18	.500	15-22	.682	1-29-30	15	18	11	4	8
<b>Carolina, W</b>	<b>74</b>	<b>23-55</b>	<b>.418</b>	<b>.424</b>	<b>.409</b>	<b>6-18</b>	<b>.333</b>	<b>22-35</b>	<b>.629</b>	<b>11-26-37</b>	<b>20</b>	<b>12</b>	<b>17</b>	<b>2</b>	<b>8</b>
<b>vs. UCLA</b>	<b>64</b>	<b>25-59</b>	<b>.424</b>	<b>.407</b>	<b>.438</b>	<b>4-21</b>	<b>.190</b>	<b>10-18</b>	<b>.556</b>	<b>12-30-42</b>	<b>26</b>	<b>11</b>	<b>22</b>	<b>4</b>	<b>6</b>
Carolina, W	70	26-71	.366	.333	.400	6-19	.316	12-17	.706	15-33-48	19	14	8	4	4
Yale	67	20-54	.370	.320	.414	8-27	.296	19-22	.864	1-33-34	17	12	10	7	5
<b>Carolina, L</b>	<b>83</b>	<b>27-63</b>	<b>.429</b>	<b>.304</b>	<b>.500</b>	<b>6-14</b>	<b>.429</b>	<b>23-27</b>	<b>.852</b>	<b>19-15-34</b>	<b>20</b>	<b>17</b>	<b>15</b>	<b>2</b>	<b>9</b>
<b>Georgia Tech</b>	<b>96</b>	<b>36-61</b>	<b>.590</b>	<b>.559</b>	<b>.630</b>	<b>6-14</b>	<b>.429</b>	<b>18-24</b>	<b>.750</b>	<b>12-18-30</b>	<b>21</b>	<b>19</b>	<b>13</b>	<b>4</b>	<b>11</b>
Carolina, L	65	25-61	.410	.452	.367	5-21	.238	10-17	.588	14-28-42	19	17	17	3	7
Pittsburgh	73	23-52	.442	.321	.583	9-22	.409	18-22	.818	5-22-27	18	13	13	4	9
<b>Carolina, L (OT)</b>	<b>76</b>	<b>28-66</b>	<b>.424</b>	<b>.438</b>	<b>.458</b>	<b>6-26</b>	<b>.231</b>	<b>14-20</b>	<b>.700</b>	<b>9-30-39</b>	<b>14</b>	<b>18</b>	<b>10</b>	<b>3</b>	<b>8</b>
<b>Clemson</b>	<b>79</b>	<b>29-67</b>	<b>.433</b>	<b>.345</b>	<b>.469</b>	<b>12-31</b>	<b>.387</b>	<b>9-13</b>	<b>.692</b>	<b>9-30-39</b>	<b>17</b>	<b>16</b>	<b>11</b>	<b>4</b>	<b>7</b>
Carolina, L	52	19-60	.317	.333	.306	4-18	.222	10-21	.476	21-26-47	16	11	16	2	7
at Pittsburgh	66	20-53	.377	.484	.227	7-25	.280	19-27	.704	11-27-38	20	12	9	6	11
<b>Carolina, L (2 OT)</b>	<b>77</b>	<b>28-64</b>	<b>.438</b>	<b>.516</b>	<b>.333</b>	<b>7-22</b>	<b>.318</b>	<b>14-20</b>	<b>.700</b>	<b>6-37-43</b>	<b>15</b>	<b>17</b>	<b>13</b>	<b>2</b>	<b>1</b>
<b>at Virginia Tech</b>	<b>79</b>	<b>24-65</b>	<b>.369</b>	<b>.345</b>	<b>.348</b>	<b>14-37</b>	<b>.378</b>	<b>17-21</b>	<b>.810</b>	<b>8-31-39</b>	<b>17</b>	<b>16</b>	<b>9</b>	<b>3</b>	<b>4</b>
Carolina, W	94	40-69	.580	.550	.621	10-23	.435	4-6	.667	10-31-41	18	32	12	4	6
Miami	71	24-58	.414	.393	.433	6-24	.250	17-18	.944	2-19-21	10	8	10	4	4
<b>Carolina, W</b>	<b>75</b>	<b>28-57</b>	<b>.491</b>	<b>.533</b>	<b>.444</b>	<b>2-9</b>	<b>.222</b>	<b>17-25</b>	<b>.680</b>	<b>14-28-42</b>	<b>13</b>	<b>11</b>	<b>13</b>	<b>2</b>	<b>4</b>
<b>at NC State</b>	<b>65</b>	<b>28-66</b>	<b>.424</b>	<b>.469</b>	<b>.382</b>	<b>4-20</b>	<b>.200</b>	<b>5-7</b>	<b>.714</b>	<b>11-20-31</b>	<b>21</b>	<b>11</b>	<b>10</b>	<b>7</b>	<b>7</b>
Carolina, L	70	22-61	.361	.300	.419	4-19	.211	22-31	.710	16-26-42	20	9	12	3	8
Boston College	71	26-56	.464	.480	.452	7-18	.389	12-17	.706	7-28-35	23	12	15	2	8
<b>Carolina, L</b>	<b>59</b>	<b>21-68</b>	<b>.309</b>	<b>.345</b>	<b>.282</b>	<b>6-19</b>	<b>.316</b>	<b>11-17</b>	<b>.647</b>	<b>14-23-37</b>	<b>18</b>	<b>10</b>	<b>9</b>	<b>2</b>	<b>7</b>
<b>at Florida State</b>	<b>65</b>	<b>23-55</b>	<b>.418</b>	<b>.364</b>	<b>.500</b>	<b>4-15</b>	<b>.267</b>	<b>15-17</b>	<b>.882</b>	<b>9-34-43</b>	<b>19</b>	<b>9</b>	<b>16</b>	<b>10</b>	<b>3</b>
Carolina, L (OT)	96	36-69	.522	.594	.433	3-12	.250	21-38	.553	13-38-51	27	23	18	5	8
Duke	98	34-80	.425	.419	.457	4-18	.222	26-34	.765	14-28-42	27	15	12	2	12
<b>Carolina, L</b>	<b>57</b>	<b>21-63</b>	<b>.333</b>	<b>.314</b>	<b>.357</b>	<b>1-16</b>	<b>.063</b>	<b>14-16</b>	<b>.875</b>	<b>17-23-40</b>	<b>23</b>	<b>9</b>	<b>14</b>	<b>3</b>	<b>8</b>
<b>at Wake Forest</b>	<b>74</b>	<b>23-54</b>	<b>.426</b>	<b>.556</b>	<b>.296</b>	<b>9-23</b>	<b>.391</b>	<b>19-22</b>	<b>.864</b>	<b>11-26-37</b>	<b>16</b>	<b>14</b>	<b>14</b>	<b>5</b>	<b>6</b>
Carolina, L	62	25-50	.500	.565	.444	3-10	.300	9-14	.643	8-24-32	11	14	15	4	6
Virginia	64	24-54	.444	.423	.464	9-21	.429	7-8	.857	7-19-26	15	14	12	4	8
<b>Carolina, L</b>	<b>76</b>	<b>28-66</b>	<b>.424</b>	<b>.351</b>	<b>.517</b>	<b>8-20</b>	<b>.400</b>	<b>12-14</b>	<b>.857</b>	<b>18-28-47</b>	<b>17</b>	<b>18</b>	<b>12</b>	<b>2</b>	<b>4</b>
<b>at Notre Dame</b>	<b>77</b>	<b>28-63</b>	<b>.444</b>	<b>.400</b>	<b>.500</b>	<b>11-34</b>	<b>.324</b>	<b>10-17</b>	<b>.588</b>	<b>10-21-31</b>	<b>15</b>	<b>15</b>	<b>6</b>	<b>5</b>	<b>4</b>
Carolina, L	55	21-53	.396	.360	.429	6-22	.273	7-8	.875	9-20-29	11	10	17	3	4
at Louisville	72	28-60	.467	.517	.419	9-25	.360	7-11	.636	14-24-38	14	12	12	2	6
<b>Carolina, W</b>	<b>85</b>	<b>30-61</b>	<b>.492</b>	<b>.485</b>	<b>.500</b>	<b>3-16</b>	<b>.188</b>	<b>22-31</b>	<b>.710</b>	<b>13-25-38</b>	<b>14</b>	<b>10</b>	<b>15</b>	<b>3</b>	<b>8</b>
<b>NC State</b>	<b>79</b>	<b>30-62</b>	<b>.484</b>	<b>.484</b>	<b>.484</b>	<b>8-25</b>	<b>.320</b>	<b>11-13</b>	<b>.846</b>	<b>7-23-30</b>	<b>25</b>	<b>18</b>	<b>14</b>	<b>5</b>	<b>7</b>
Carolina, W	92	33-64	.516	.471	.567	11-26	.423	15-17	.882	13-26-39	19	25	10	6	4
at Syracuse	79	28-63	.444	.414	.471	6-24	.250	17-19	.895	10-19-29	18	14	9	7	4
<b>Carolina, W</b>	<b>93</b>	<b>31-61</b>	<b>.508</b>	<b>.394</b>	<b>.643</b>	<b>10-17</b>	<b>.588</b>	<b>21-28</b>	<b>.750</b>	<b>8-23-31</b>	<b>16</b>	<b>18</b>	<b>7</b>	<b>2</b>	<b>4</b>
<b>Wake Forest</b>	<b>83</b>	<b>28-58</b>	<b>.483</b>	<b>.407</b>	<b>.548</b>	<b>9-20</b>	<b>.450</b>	<b>18-22</b>	<b>.818</b>	<b>7-27-34</b>	<b>23</b>	<b>17</b>	<b>13</b>	<b>2</b>	<b>5</b>
Carolina, L	76	29-71	.408	.400	.417	4-12	.333	14-20	.700	19-19-38	22	7	9	1	4
at Duke	89	25-53	.472	.419	.545	10-21	.476	29-33	.879	10-27-37	15	19	12	8	6
<b>Carolina, W</b>	<b>78</b>	<b>26-56</b>	<b>.464</b>	<b>.360</b>	<b>.548</b>	<b>7-13</b>	<b>.538</b>	<b>19-25</b>	<b>.760</b>	<b>13-32-45</b>	<b>11</b>	<b>14</b>	<b>8</b>	<b>3</b>	<b>3</b>
<b>vs. Virginia Tech (ACC)</b>	<b>56</b>	<b>18-62</b>	<b>.290</b>	<b>.290</b>	<b>.290</b>	<b>10-36</b>	<b>.278</b>	<b>10-11</b>	<b>.909</b>	<b>11-19-30</b>	<b>17</b>	<b>11</b>	<b>7</b>	<b>5</b>	<b>6</b>
Carolina, L	53	20-60	.333	.258	.414	2-16	.125	11-13	.846	13-29-42	18	9	18	1	0
vs. Syracuse	79	28-61	.459	.471	.444	7-21	.333	18-28	.643	10-29-39	17	15	8	3	11



## 2018-19 GAME-BY-GAME TEAM STATS

	PTS	FG	FG%	1st	2nd	3FG	3FG%	FT	FT%	O-D-REB	PF	A	TO	B	ST
Carolina, W	78	29-59	.492	.424	.577	9-22	.409	11-15	.733	10-25-35	13	21	15	2	5
at Wofford	67	24-63	.343	.343	.429	9-35	.257	10-11	.909	9-18-27	15	8	9	2	5
<b>Carolina, W</b>	<b>116</b>	<b>45-87</b>	<b>.517</b>	<b>.543</b>	<b>.488</b>	<b>7-24</b>	<b>.292</b>	<b>19-27</b>	<b>.704</b>	<b>24-36-60</b>	<b>22</b>	<b>18</b>	<b>11</b>	<b>5</b>	<b>12</b>
<b>at Elon</b>	<b>67</b>	<b>21-59</b>	<b>.356</b>	<b>.571</b>	<b>.161</b>	<b>7-29</b>	<b>.241</b>	<b>18-28</b>	<b>.643</b>	<b>10-21-31</b>	<b>25</b>	<b>12</b>	<b>19</b>	<b>3</b>	<b>2</b>
Carolina, W	90	35-71	.493	.600	.389	6-13	.462	14-21	.667	13-32-45	18	19	12	5	7
Stanford	72	27-67	.403	.355	.444	7-22	.318	11-15	.733	11-24-35	18	17	15	5	8
<b>Carolina, W</b>	<b>108</b>	<b>41-74</b>	<b>.554</b>	<b>.556</b>	<b>.553</b>	<b>5-23</b>	<b>.217</b>	<b>21-26</b>	<b>.808</b>	<b>18-36-54</b>	<b>15</b>	<b>29</b>	<b>13</b>	<b>8</b>	<b>16</b>
<b>Tennessee Tech</b>	<b>58</b>	<b>23-64</b>	<b>.359</b>	<b>.333</b>	<b>.382</b>	<b>4-25</b>	<b>.160</b>	<b>8-13</b>	<b>.615</b>	<b>9-15-24</b>	<b>18</b>	<b>9</b>	<b>22</b>	<b>3</b>	<b>9</b>
Carolina, W	101	34-65	.523	.514	.536	10-25	.400	23-27	.852	11-35-46	20	24	18	5	8
Saint Francis	76	23-67	.343	.273	.412	10-29	.345	20-27	.741	13-24-37	23	8	17	4	13
<b>Carolina, L</b>	<b>89</b>	<b>31-70</b>	<b>.443</b>	<b>.471</b>	<b>.417</b>	<b>11-29</b>	<b>.379</b>	<b>16-21</b>	<b>.762</b>	<b>15-26-41</b>	<b>23</b>	<b>13</b>	<b>17</b>	<b>2</b>	<b>4</b>
<b>vs. Texas</b>	<b>92</b>	<b>31-59</b>	<b>.525</b>	<b>.457</b>	<b>.625</b>	<b>11-24</b>	<b>.458</b>	<b>19-29</b>	<b>.655</b>	<b>9-23-32</b>	<b>18</b>	<b>15</b>	<b>14</b>	<b>5</b>	<b>6</b>
Carolina, W	94	31-64	.484	.441	.533	11-23	.478	21-28	.750	9-28-37	21	21	6	3	6
vs. UCLA	78	26-59	.441	.519	.375	10-22	.455	16-26	.615	12-25-37	23	15	13	5	4
<b>Carolina, L</b>	<b>67</b>	<b>26-66</b>	<b>.394</b>	<b>.483</b>	<b>.324</b>	<b>7-21</b>	<b>.333</b>	<b>8-13</b>	<b>.615</b>	<b>13-30-43</b>	<b>21</b>	<b>13</b>	<b>10</b>	<b>1</b>	<b>2</b>
<b>at Michigan</b>	<b>84</b>	<b>31-54</b>	<b>.574</b>	<b>.556</b>	<b>.593</b>	<b>11-22</b>	<b>.500</b>	<b>11-23</b>	<b>.478</b>	<b>2-29-31</b>	<b>14</b>	<b>15</b>	<b>7</b>	<b>6</b>	<b>4</b>
Carolina, W	97	37-75	.493	.514	.475	6-24	.250	17-28	.607	18-31-49	19	23	15	4	13
UNCW	69	22-62	.355	.387	.323	8-27	.296	15-21	.714	12-24-36	19	13	25	1	9
<b>Carolina, W</b>	<b>103</b>	<b>35-64</b>	<b>.547</b>	<b>.571</b>	<b>.517</b>	<b>13-25</b>	<b>.520</b>	<b>20-25</b>	<b>.800</b>	<b>14-28-42</b>	<b>18</b>	<b>18</b>	<b>23</b>	<b>2</b>	<b>6</b>
<b>Gonzaga</b>	<b>90</b>	<b>32-63</b>	<b>.508</b>	<b>.452</b>	<b>.562</b>	<b>8-22</b>	<b>.364</b>	<b>18-23</b>	<b>.783</b>	<b>5-16-21</b>	<b>20</b>	<b>17</b>	<b>14</b>	<b>4</b>	<b>13</b>
Carolina, L	72	27-63	.429	.412	.448	7-18	.389	11-16	.688	5-28-33	19	18	18	3	8
vs. Kentucky	80	28-65	.431	.400	.467	9-26	.682	15-22	.682	12-32-44	18	24	18	8	12
<b>Carolina, W</b>	<b>82</b>	<b>26-59</b>	<b>.441</b>	<b>.467</b>	<b>.414</b>	<b>8-23</b>	<b>.348</b>	<b>22-27</b>	<b>.815</b>	<b>9-40-49</b>	<b>12</b>	<b>20</b>	<b>14</b>	<b>5</b>	<b>4</b>
<b>Davidson</b>	<b>60</b>	<b>20-67</b>	<b>.299</b>	<b>.267</b>	<b>.324</b>	<b>10-38</b>	<b>.263</b>	<b>10-11</b>	<b>.909</b>	<b>8-25-33</b>	<b>18</b>	<b>14</b>	<b>13</b>	<b>3</b>	<b>4</b>
Carolina, W	77	26-62	.419	.472	.346	6-21	.286	19-22	.864	8-30-38	13	15	11	3	12
Harvard	57	21-54	.389	.455	.344	8-24	.333	7-13	.538	5-29-34	16	15	22	8	4
<b>Carolina, W</b>	<b>85</b>	<b>32-74</b>	<b>.432</b>	<b>.429</b>	<b>.436</b>	<b>10-24</b>	<b>.417</b>	<b>11-17</b>	<b>.647</b>	<b>17-34-51</b>	<b>24</b>	<b>24</b>	<b>11</b>	<b>7</b>	<b>8</b>
<b>at Pittsburgh</b>	<b>60</b>	<b>19-62</b>	<b>.306</b>	<b>.207</b>	<b>.394</b>	<b>2-19</b>	<b>.105</b>	<b>20-32</b>	<b>.625</b>	<b>16-30-46</b>	<b>19</b>	<b>7</b>	<b>15</b>	<b>7</b>	<b>7</b>
Carolina, W	90	29-64	.453	.474	.423	10-25	.400	22-26	.846	14-37-51	20	20	23	5	4
at NC State	82	31-73	.425	.432	.417	8-28	.286	12-17	.706	10-23-33	21	17	13	8	12
<b>Carolina, L</b>	<b>62</b>	<b>20-58</b>	<b>.345</b>	<b>.375</b>	<b>.308</b>	<b>3-22</b>	<b>.136</b>	<b>19-27</b>	<b>.704</b>	<b>13-18-31</b>	<b>21</b>	<b>13</b>	<b>14</b>	<b>3</b>	<b>9</b>
<b>Louisville</b>	<b>83</b>	<b>28-54</b>	<b>.519</b>	<b>.545</b>	<b>.476</b>	<b>11-26</b>	<b>.423</b>	<b>16-26</b>	<b>.615</b>	<b>10-30-40</b>	<b>20</b>	<b>17</b>	<b>14</b>	<b>1</b>	<b>8</b>
Carolina, W	75	27-68	.397	.371	.424	9-21	.429	12-20	.600	16-31-47	15	15	11	2	6
Notre Dame	69	25-61	.410	.448	.375	10-28	.357	9-14	.643	7-29-36	16	13	11	8	2
<b>Carolina, W</b>	<b>85</b>	<b>33-60</b>	<b>.550</b>	<b>.500</b>	<b>.600</b>	<b>9-20</b>	<b>.450</b>	<b>10-14</b>	<b>.714</b>	<b>13-25-38</b>	<b>19</b>	<b>26</b>	<b>15</b>	<b>1</b>	<b>7</b>
<b>at Miami</b>	<b>76</b>	<b>27-55</b>	<b>.491</b>	<b>.414</b>	<b>.577</b>	<b>9-21</b>	<b>.429</b>	<b>13-18</b>	<b>.722</b>	<b>6-17-23</b>	<b>15</b>	<b>13</b>	<b>11</b>	<b>2</b>	<b>7</b>
Carolina, W	103	36-67	.537	.471	.606	16-34	.471	15-17	.882	10-25-35	13	25	13	2	9
Virginia Tech	82	27-61	.443	.458	.432	13-28	.464	15-16	.938	10-22-32	18	21	16	1	8
<b>Carolina, W</b>	<b>77</b>	<b>29-61</b>	<b>.475</b>	<b>.414</b>	<b>.531</b>	<b>13-27</b>	<b>.481</b>	<b>6-11</b>	<b>.545</b>	<b>7-32-39</b>	<b>13</b>	<b>21</b>	<b>15</b>	<b>2</b>	<b>10</b>
<b>at Georgia Tech</b>	<b>54</b>	<b>21-60</b>	<b>.350</b>	<b>.313</b>	<b>.393</b>	<b>2-16</b>	<b>.125</b>	<b>10-13</b>	<b>.769</b>	<b>6-28-34</b>	<b>12</b>	<b>15</b>	<b>16</b>	<b>7</b>	<b>8</b>
Carolina, W	79	29-69	.420	.486	.353	6-24	.250	15-19	.789	18-31-49	15	16	10	3	7
at Louisville	69	26-62	.419	.355	.484	10-29	.345	7-9	.778	7-25-32	16	14	11	3	4
<b>Carolina, W</b>	<b>113</b>	<b>37-66</b>	<b>.561</b>	<b>.528</b>	<b>.600</b>	<b>8-21</b>	<b>.381</b>	<b>31-37</b>	<b>.838</b>	<b>14-27-41</b>	<b>23</b>	<b>26</b>	<b>17</b>	<b>7</b>	<b>7</b>
<b>NC State</b>	<b>96</b>	<b>37-74</b>	<b>.500</b>	<b>.500</b>	<b>.500</b>	<b>7-17</b>	<b>.412</b>	<b>15-24</b>	<b>.625</b>	<b>14-13-27</b>	<b>28</b>	<b>17</b>	<b>11</b>	<b>6</b>	<b>9</b>
Carolina, W (OT)	88	31-66	.470	.364	.640	13-26	.500	13-17	.765	6-26-32	13	15	10	4	9
Miami	85	32-68	.471	.375	.567	14-31	.452	7-7	1.000	9-30-39	16	14	16	3	6
<b>Carolina, L</b>	<b>61</b>	<b>23-65</b>	<b>.354</b>	<b>.355</b>	<b>.353</b>	<b>9-30</b>	<b>.300</b>	<b>6-7</b>	<b>.857</b>	<b>16-22-38</b>	<b>14</b>	<b>17</b>	<b>8</b>	<b>3</b>	<b>2</b>
<b>Virginia</b>	<b>69</b>	<b>24-45</b>	<b>.533</b>	<b>.565</b>	<b>.500</b>	<b>11-20</b>	<b>.550</b>	<b>10-18</b>	<b>.556</b>	<b>3-24-27</b>	<b>11</b>	<b>16</b>	<b>10</b>	<b>6</b>	<b>5</b>
Carolina, W	95	38-61	.623	.741	.529	16-25	.640	3-11	.273	9-30-39	19	21	15	6	13
at Wake Forest	57	22-67	.328	.206	.455	4-23	.174	9-13	.692	18-18-36	9	8	20	4	2
<b>Carolina, W</b>	<b>88</b>	<b>38-75</b>	<b>.507</b>	<b>.450</b>	<b>.571</b>	<b>2-20</b>	<b>.100</b>	<b>10-14</b>	<b>.714</b>	<b>10-36-46</b>	<b>15</b>	<b>21</b>	<b>16</b>	<b>2</b>	<b>10</b>
<b>Duke</b>	<b>72</b>	<b>25-72</b>	<b>.347</b>	<b>.325</b>	<b>.375</b>	<b>8-39</b>	<b>.205</b>	<b>14-19</b>	<b>.737</b>	<b>13-28-41</b>	<b>17</b>	<b>9</b>	<b>20</b>	<b>8</b>	<b>11</b>
Carolina, W	77	26-61	.426	.389	.480	7-20	.350	18-25	.720	13-34-47	15	11	10	3	3
Florida State	59	18-59	.305	.355	.250	10-31	.323	13-16	.812	6-26-32	18	13	10	8	6
<b>Carolina, W</b>	<b>93</b>	<b>25-62</b>	<b>.403</b>	<b>.370</b>	<b>.429</b>	<b>9-29</b>	<b>.310</b>	<b>34-37</b>	<b>.919</b>	<b>18-28-46</b>	<b>18</b>	<b>19</b>	<b>9</b>	<b>2</b>	<b>5</b>
<b>Syracuse</b>	<b>85</b>	<b>29-60</b>	<b>.483</b>	<b>.529</b>	<b>.423</b>	<b>14-31</b>	<b>.452</b>	<b>13-23</b>	<b>.565</b>	<b>8-17-25</b>	<b>26</b>	<b>17</b>	<b>10</b>	<b>3</b>	<b>5</b>
Carolina, W	81	26-63	.413	.353	.483	13-33	.394	16-24	.667	11-28-39	17	19	13	3	5
at Clemson	79	27-57	.474	.433	.519	8-22	.364	17-22	.773	5-31-36	20	15	11	4	9
<b>Carolina, W</b>	<b>79</b>	<b>32-76</b>	<b>.421</b>	<b>.475</b>	<b>.361</b>	<b>7-22</b>	<b>.318</b>	<b>8-13</b>	<b>.615</b>	<b>20-40-60</b>	<b>12</b>	<b>22</b>	<b>11</b>	<b>2</b>	<b>5</b>
<b>at Boston College</b>	<b>66</b>	<b>24-70</b>	<b>.343</b>	<b>.243</b>	<b>.455</b>	<b>12-36</b>	<b>.333</b>	<b>6-10</b>	<b>.600</b>	<b>7-28-35</b>	<b>14</b>	<b>11</b>	<b>8</b>	<b>7</b>	<b>6</b>
Carolina, W	79	30-74	.405	.432	.378	12-31	.387	7-13	.538	14-34-48	14	16	10	8	5
Duke	70	25-73	.342	.471	.231	8-32	.250	12-17	.706	16-32-48	12	15	12	7	5
<b>Carolina, W</b>	<b>83</b>	<b>30-65</b>	<b>.462</b>	<b>.486</b>	<b>.429</b>	<b>7-20</b>	<b>.350</b>	<b>16-21</b>	<b>.762</b>	<b>9-35-44</b>	<b>17</b>	<b>16</b>	<b>9</b>	<b>4</b>	<b>5</b>
<b>vs. Louisville (ACC)</b>	<b>70</b>	<b>27-66</b>	<b>.409</b>	<b>.394</b>	<b>.424</b>	<b>11-36</b>	<b>.306</b>	<b>5-8</b>	<b>.625</b>	<b>6-29-35</b>	<b>20</b>	<b>18</b>	<b>11</b>	<b>2</b>	<b>2</b>
Carolina, L	73	29-73	.397	.471	.333	4-27	.148	11-15	.733	16-28-44	15	13	8	0	5
vs. Duke	74	31-65	.477	.486	.464	5-20	.250	7-13	.538	10-29-39	16	15	12	6	6
<b>Carolina, W</b>	<b>88</b>	<b>35-75</b>	<b>.467</b>	<b>.325</b>	<b>.629</b>	<b>7-22</b>	<b>.318</b>	<b>11-15</b>	<b>.733</b>	<b>20-32-52</b>	<b>16</b>	<b>16</b>	<b>12</b>	<b>0</b>	<b>3</b>
<b>vs. Iona (NCAA)</b>	<b>73</b>	<b>22-55</b>	<b>.400</b>	<b>.467</b>	<b>.320</b>	<b>15-41</b>	<b>.366</b>	<b>14-15</b>	<b>.933</b>	<b>2-24-26</b>	<b>14</b>	<b>11</b>	<b>12</b>	<b>1</b>	<b>6</b>
Carolina, W	81	32-63	.508	.516	.500	9-21	.429	8-10	.800	15-33-48	13	18	15	1	5
vs. Washington	59	23-60	.383	.483	.290	9-29	.310	4-10	.400	8-16-24	10	8	12	5	7
<b>Carolina, L</b>	<b>80</b>	<b>28-65</b>	<b>.431</b>	<b>.438</b>	<b>.424</b>	<b>7-28</b>	<b>.250</b>	<b>17-22</b>	<b>.773</b>	<b>14-26-40</b>	<b>16</b>	<b>16</b>	<b>14</b>	<b>2</b>	<b>7</b>
<b>vs. Auburn</b>	<b>97</b>	<b>36-66</b>	<b>.545</b>	<b>.474</b>	<b>.643</b>	<b>17-37</b>	<b>.459</b>	<b>8-17</b>	<b>.471</b>	<b>10-26-36</b>	<b>17</b>	<b>21</b>	<b>11</b>	<b>6</b>	<b>8</b>



## 2017-18 GAME-BY-GAME TEAM STATS

	PTS	FG	FG%	1st	2nd	3FG	3FG%	FT	FT%	O-D-REB	PF	A	TO	B	ST
Carolina, W	86	31-62	.500	.516	.484	6-18	.333	18-21	.857	9-28-37	15	20	7	3	8
UNI	69	23-55	.418	.481	.464	13-28	.464	10-15	.667	7-22-29	20	15	14	1	2
<b>Carolina, W</b>	<b>93</b>	<b>31-66</b>	<b>.470</b>	<b>.543</b>	<b>.387</b>	<b>6-17</b>	<b>.353</b>	<b>25-33</b>	<b>.758</b>	<b>16-31-47</b>	<b>19</b>	<b>22</b>	<b>13</b>	<b>7</b>	<b>6</b>
<b>Bucknell</b>	<b>81</b>	<b>29-63</b>	<b>.460</b>	<b>.469</b>	<b>.452</b>	<b>11-28</b>	<b>.393</b>	<b>12-18</b>	<b>.667</b>	<b>7-21-28</b>	<b>26</b>	<b>15</b>	<b>13</b>	<b>6</b>	<b>4</b>
Carolina, W	96	37-73	.507	.486	.528	11-26	.423	11-15	.733	10-32-42	22	15	14	1	4
at Stanford	72	24-56	.429	.464	.393	7-19	.368	17-28	.607	7-25-32	18	14	19	4	8
<b>Carolina, W (PK80)</b>	<b>102</b>	<b>39-78</b>	<b>.500</b>	<b>.450</b>	<b>.553</b>	<b>10-24</b>	<b>.417</b>	<b>14-20</b>	<b>.700</b>	<b>16-35-51</b>	<b>14</b>	<b>22</b>	<b>13</b>	<b>5</b>	<b>7</b>
<b>vs. Portland</b>	<b>78</b>	<b>29-73</b>	<b>.397</b>	<b>.371</b>	<b>.421</b>	<b>13-28</b>	<b>.464</b>	<b>7-10</b>	<b>.700</b>	<b>10-23-33</b>	<b>19</b>	<b>17</b>	<b>14</b>	<b>3</b>	<b>6</b>
Carolina, W (PK80)	87	31-63	.492	.481	.500	8-16	.500	17-21	.810	11-35-46	13	16	14	7	2
vs. Arkansas	68	27-72	.375	.323	.415	9-27	.333	5-8	.625	9-21-30	19	10	9	9	8
<b>Carolina (PK80), L</b>	<b>45</b>	<b>15-61</b>	<b>.246</b>	<b>.233</b>	<b>.258</b>	<b>1-18</b>	<b>.056</b>	<b>14-24</b>	<b>.583</b>	<b>15-21-36</b>	<b>14</b>	<b>9</b>	<b>16</b>	<b>4</b>	<b>8</b>
<b>vs. Michigan State</b>	<b>63</b>	<b>22-55</b>	<b>.400</b>	<b>.400</b>	<b>.400</b>	<b>10-26</b>	<b>.385</b>	<b>9-13</b>	<b>.692</b>	<b>14-38-52</b>	<b>23</b>	<b>16</b>	<b>24</b>	<b>7</b>	<b>7</b>
Carolina, W	86	34-62	.548	.645	.452	7-15	.467	11-16	.688	10-27-37	12	24	12	6	2
Michigan	71	28-66	.424	.517	.351	10-34	.294	5-11	.455	13-18-31	16	16	10	6	8
<b>Carolina, W</b>	<b>85</b>	<b>32-68</b>	<b>.471</b>	<b>.447</b>	<b>.500</b>	<b>5-20</b>	<b>.250</b>	<b>16-23</b>	<b>.696</b>	<b>19-35-54</b>	<b>14</b>	<b>14</b>	<b>11</b>	<b>2</b>	<b>2</b>
<b>at Davidson</b>	<b>75</b>	<b>26-64</b>	<b>.406</b>	<b>.412</b>	<b>.400</b>	<b>14-33</b>	<b>.424</b>	<b>9-10</b>	<b>.900</b>	<b>4-19-23</b>	<b>21</b>	<b>19</b>	<b>7</b>	<b>4</b>	<b>7</b>
Carolina, W	97	38-58	.655	.679	.633	5-12	.417	16-29	.552	9-36-45	19	18	13	9	3
Tulane	73	26-69	.377	.306	.455	10-27	.370	11-16	.688	9-17-26	24	17	8	1	2
<b>Carolina, W</b>	<b>104</b>	<b>37-65</b>	<b>.569</b>	<b>.643</b>	<b>.514</b>	<b>16-22</b>	<b>.727</b>	<b>14-21</b>	<b>.667</b>	<b>13-40-53</b>	<b>9</b>	<b>31</b>	<b>17</b>	<b>9</b>	<b>8</b>
<b>Western Carolina</b>	<b>61</b>	<b>23-68</b>	<b>.338</b>	<b>.294</b>	<b>.382</b>	<b>12-35</b>	<b>.343</b>	<b>3-6</b>	<b>.500</b>	<b>7-18-25</b>	<b>18</b>	<b>19</b>	<b>15</b>	<b>5</b>	<b>10</b>
Carolina, W	78	29-67	.433	.424	.441	6-17	.353	14-19	.737	19-25-44	16	17	16	2	4
at Tennessee	73	25-67	.373	.452	.306	9-25	.360	14-17	.824	18-21-39	23	11	13	6	6
<b>Carolina, L</b>	<b>75</b>	<b>20-55</b>	<b>.364</b>	<b>.345</b>	<b>.385</b>	<b>7-25</b>	<b>.280</b>	<b>28-38</b>	<b>.737</b>	<b>9-29-38</b>	<b>17</b>	<b>11</b>	<b>14</b>	<b>5</b>	<b>3</b>
<b>Wofford</b>	<b>79</b>	<b>28-64</b>	<b>.438</b>	<b>.367</b>	<b>.500</b>	<b>7-22</b>	<b>.318</b>	<b>16-18</b>	<b>.889</b>	<b>7-27-34</b>	<b>25</b>	<b>13</b>	<b>10</b>	<b>7</b>	<b>5</b>
Carolina, W	86	26-57	.456	.452	.462	13-25	.520	21-25	.840	9-30-39	17	17	17	2	6
vs. Ohio State	72	26-59	.441	.385	.485	5-16	.313	15-19	.789	3-22-25	23	11	14	2	9
<b>Carolina, W</b>	<b>73</b>	<b>27-68</b>	<b>.397</b>	<b>.368</b>	<b>.433</b>	<b>7-22</b>	<b>.318</b>	<b>12-18</b>	<b>.667</b>	<b>14-35-49</b>	<b>15</b>	<b>15</b>	<b>12</b>	<b>5</b>	<b>4</b>
<b>Wake Forest</b>	<b>69</b>	<b>25-63</b>	<b>.397</b>	<b>.303</b>	<b>.500</b>	<b>11-29</b>	<b>.379</b>	<b>8-16</b>	<b>.500</b>	<b>4-30-34</b>	<b>17</b>	<b>16</b>	<b>7</b>	<b>7</b>	<b>7</b>
Carolina, L	80	31-77	.403	.375	.432	11-29	.379	7-9	.778	17-24-41	18	18	7	1	8
at Florida State	81	28-57	.491	.545	.417	11-29	.379	14-22	.636	8-29-37	9	10	15	5	4
<b>Carolina, L</b>	<b>49</b>	<b>16-54</b>	<b>.296</b>	<b>.321</b>	<b>.269</b>	<b>8-23</b>	<b>.348</b>	<b>9-11</b>	<b>.818</b>	<b>19-23-42</b>	<b>12</b>	<b>7</b>	<b>19</b>	<b>1</b>	<b>6</b>
<b>at Virginia</b>	<b>61</b>	<b>24-53</b>	<b>.453</b>	<b>.467</b>	<b>.435</b>	<b>8-22</b>	<b>.364</b>	<b>5-9</b>	<b>.556</b>	<b>10-20-30</b>	<b>11</b>	<b>16</b>	<b>11</b>	<b>6</b>	<b>7</b>
Carolina, W	96	39-78	.500	.488	.514	9-27	.333	9-9	1.000	23-35-58	15	20	8	5	2
Boston College	66	24-62	.387	.387	.387	12-33	.364	6-13	.462	8-15-23	15	17	5	4	4
<b>Carolina, W</b>	<b>69</b>	<b>26-61</b>	<b>.426</b>	<b>.400</b>	<b>.462</b>	<b>6-21</b>	<b>.286</b>	<b>11-17</b>	<b>.647</b>	<b>13-24-37</b>	<b>16</b>	<b>16</b>	<b>7</b>	<b>4</b>	<b>7</b>
<b>at Notre Dame</b>	<b>68</b>	<b>23-66</b>	<b>.348</b>	<b>.355</b>	<b>.343</b>	<b>10-24</b>	<b>.417</b>	<b>12-15</b>	<b>.800</b>	<b>20-25-45</b>	<b>16</b>	<b>13</b>	<b>11</b>	<b>4</b>	<b>1</b>
Carolina, W	87	26-51	.510	.419	.650	15-31	.484	20-24	.833	5-24-29	21	23	14	6	7
Clemson	79	27-56	.482	.320	.613	11-31	.355	14-21	.667	8-18-26	19	14	15	4	8
<b>Carolina, W</b>	<b>80</b>	<b>28-66</b>	<b>.424</b>	<b>.424</b>	<b>.424</b>	<b>5-21</b>	<b>.238</b>	<b>19-24</b>	<b>.792</b>	<b>19-27-46</b>	<b>12</b>	<b>17</b>	<b>14</b>	<b>0</b>	<b>8</b>
<b>Georgia Tech</b>	<b>66</b>	<b>29-60</b>	<b>.483</b>	<b>.448</b>	<b>.516</b>	<b>5-18</b>	<b>.278</b>	<b>3-6</b>	<b>.500</b>	<b>6-19-25</b>	<b>23</b>	<b>15</b>	<b>15</b>	<b>6</b>	<b>11</b>
Carolina, L	69	27-63	.429	.406	.452	10-31	.323	5-5	1.000	10-25-35	13	17	13	6	3
at Virginia Tech	80	30-63	.476	.519	.444	12-30	.400	8-12	.667	10-26-36	11	17	9	1	6
<b>Carolina, L (OT)</b>	<b>91</b>	<b>38-72</b>	<b>.528</b>	<b>.487</b>	<b>.630</b>	<b>4-19</b>	<b>.211</b>	<b>11-20</b>	<b>.550</b>	<b>15-33-48</b>	<b>18</b>	<b>20</b>	<b>14</b>	<b>7</b>	<b>5</b>
<b>NC State</b>	<b>95</b>	<b>34-76</b>	<b>.447</b>	<b>.432</b>	<b>.516</b>	<b>15-30</b>	<b>.500</b>	<b>12-18</b>	<b>.667</b>	<b>13-21-34</b>	<b>18</b>	<b>20</b>	<b>9</b>	<b>2</b>	<b>6</b>
Carolina, L	78	28-62	.452	.294	.643	10-24	.417	12-14	.857	13-27-40	20	14	11	5	5
at Clemson	82	24-61	.393	.438	.345	15-30	.500	19-27	.704	15-21-36	18	17	10	9	3
<b>Carolina, W</b>	<b>96</b>	<b>36-70</b>	<b>.514</b>	<b>.500</b>	<b>.529</b>	<b>11-27</b>	<b>.407</b>	<b>13-17</b>	<b>.765</b>	<b>16-31-47</b>	<b>15</b>	<b>29</b>	<b>11</b>	<b>4</b>	<b>9</b>
<b>Pittsburgh</b>	<b>65</b>	<b>23-60</b>	<b>.383</b>	<b>.481</b>	<b>.303</b>	<b>10-30</b>	<b>.333</b>	<b>9-15</b>	<b>.600</b>	<b>11-17-28</b>	<b>18</b>	<b>12</b>	<b>16</b>	<b>3</b>	<b>6</b>
Carolina, W	82	30-77	.390	.441	.349	11-33	.333	11-13	.846	20-24-44	13	15	2	5	7
Duke	78	30-62	.484	.568	.360	9-25	.360	9-12	.750	11-27-38	17	19	8	5	1
<b>Carolina, W</b>	<b>96</b>	<b>40-71</b>	<b>.563</b>	<b>.385</b>	<b>.781</b>	<b>6-17</b>	<b>.353</b>	<b>10-13</b>	<b>.769</b>	<b>15-26-41</b>	<b>16</b>	<b>16</b>	<b>19</b>	<b>5</b>	<b>7</b>
<b>at NC State</b>	<b>89</b>	<b>35-64</b>	<b>.547</b>	<b>.483</b>	<b>.600</b>	<b>7-13</b>	<b>.538</b>	<b>12-19</b>	<b>.632</b>	<b>7-17-24</b>	<b>15</b>	<b>17</b>	<b>11</b>	<b>5</b>	<b>12</b>
Carolina, W	83	32-60	.533	.500	.567	6-16	.375	13-20	.650	12-30-42	15	19	6	5	2
Notre Dame	66	22-58	.379	.357	.400	10-27	.370	12-23	.522	10-19-29	16	17	6	1	4
<b>Carolina, W</b>	<b>93</b>	<b>36-74</b>	<b>.486</b>	<b>.462</b>	<b>.514</b>	<b>12-27</b>	<b>.444</b>	<b>9-10</b>	<b>.900</b>	<b>17-27-44</b>	<b>19</b>	<b>20</b>	<b>11</b>	<b>4</b>	<b>7</b>
<b>at Louisville</b>	<b>76</b>	<b>28-62</b>	<b>.452</b>	<b>.469</b>	<b>.433</b>	<b>7-17</b>	<b>.412</b>	<b>13-22</b>	<b>.591</b>	<b>11-21-32</b>	<b>13</b>	<b>9</b>	<b>12</b>	<b>6</b>	<b>8</b>
Carolina, W	78	29-65	.446	.552	.361	8-22	.364	12-15	.800	15-23-38	14	25	8	3	9
at Syracuse	74	25-58	.431	.367	.500	8-23	.348	16-17	.941	11-23-34	16	13	10	7	4
<b>Carolina, L</b>	<b>88</b>	<b>31-57</b>	<b>.544</b>	<b>.552</b>	<b>.536</b>	<b>13-27</b>	<b>.481</b>	<b>13-20</b>	<b>.650</b>	<b>11-20-31</b>	<b>16</b>	<b>18</b>	<b>13</b>	<b>4</b>	<b>7</b>
<b>Miami</b>	<b>91</b>	<b>34-62</b>	<b>.548</b>	<b>.562</b>	<b>.533</b>	<b>11-22</b>	<b>.500</b>	<b>12-13</b>	<b>.923</b>	<b>9-17-26</b>	<b>19</b>	<b>14</b>	<b>10</b>	<b>2</b>	<b>7</b>
Carolina, L	64	26-70	.371	.382	.361	8-31	.258	4-5	.800	15-27-42	19	15	14	3	6
at Duke	74	28-62	.452	.313	.600	9-25	.360	9-20	.450	16-30-46	12	16	14	8	12
<b>Carolina, W</b>	<b>78</b>	<b>25-57</b>	<b>.439</b>	<b>.382</b>	<b>.522</b>	<b>6-19</b>	<b>.316</b>	<b>22-28</b>	<b>.786</b>	<b>15-27-42</b>	<b>16</b>	<b>20</b>	<b>11</b>	<b>4</b>	<b>8</b>
<b>vs. Syracuse (ACC)</b>	<b>59</b>	<b>20-63</b>	<b>.317</b>	<b>.357</b>	<b>.286</b>	<b>8-23</b>	<b>.348</b>	<b>11-14</b>	<b>.786</b>	<b>16-21-37</b>	<b>18</b>	<b>6</b>	<b>12</b>	<b>5</b>	<b>5</b>
Carolina, W	82	29-71	.408	.314	.500	6-25	.240	18-23	.783	17-35-52	13	19	8	8	5
vs. Miami	65	26-70	.371	.359	.387	6-19	.316	7-13	.538	12-29-41	20	11	8	6	4
<b>Carolina, W</b>	<b>74</b>	<b>28-71</b>	<b>.394</b>	<b>.368</b>	<b>.424</b>	<b>7-24</b>	<b>.292</b>	<b>11-15</b>	<b>.733</b>	<b>18-21-39</b>	<b>15</b>	<b>24</b>	<b>13</b>	<b>1</b>	<b>11</b>
<b>vs. Duke</b>	<b>69</b>	<b>22-54</b>	<b>.407</b>	<b>.360</b>	<b>.448</b>	<b>6-23</b>	<b>.261</b>	<b>19-23</b>	<b>.826</b>	<b>12-28-40</b>	<b>15</b>	<b>13</b>	<b>18</b>	<b>7</b>	<b>8</b>
Carolina, L	63	20-49	.408	.435	.385	10-25	.400	13-17	.765	8-23-31	18	15	9	1	2
vs. Virginia	71	21-50	.420	.370	.478	9-17	.529	20-22	.909	6-23-29	16	15	4	2	4
<b>Carolina, W</b>	<b>84</b>	<b>31-60</b>	<b>.517</b>	<b>.548</b>	<b>.483</b>	<b>9-22</b>	<b>.409</b>	<b>13-18</b>	<b>.722</b>	<b>10-37-47</b>	<b>17</b>	<b>19</b>	<b>18</b>	<b>2</b>	<b>8</b>
<b>vs. Lipscomb (NCAA)</b>	<b>66</b>	<b>23-64</b>	<b>.359</b>	<b>.359</b>	<b>.360</b>	<b>7-28</b>	<b>.250</b>	<b>13-15</b>	<b>.867</b>	<b>6-23-29</b>	<b>18</b>	<b>14</b>	<b>13</b>	<b>2</b>	<b>9</b>
Carolina, L	65	26-78	.333	.333	.333	6-31	.194								





## 2016-17 GAME-BY-GAME TEAM STATS

	PTS	FG	FG%	1st	2nd	3FG	3FG%	FT	FT%	O-D-REB	PF	A	TO	B	ST
Carolina, W	95	34-69	.493	.548	.447	9-20	.450	18-25	.720	18-34-52	20	23	13	2	7
at Tulane	75	25-72	.347	.324	.368	12-30	.400	13-19	.684	17-21-38	21	12	12	4	5
<b>Carolina, W</b>	<b>97</b>	<b>34-70</b>	<b>.486</b>	<b>.548</b>	<b>.436</b>	<b>7-15</b>	<b>.467</b>	<b>22-32</b>	<b>.688</b>	<b>22-29-51</b>	<b>13</b>	<b>26</b>	<b>15</b>	<b>4</b>	<b>14</b>
<b>Chattanooga</b>	<b>57</b>	<b>22-63</b>	<b>.349</b>	<b>.361</b>	<b>.333</b>	<b>7-27</b>	<b>.259</b>	<b>6-9</b>	<b>.667</b>	<b>15-17-32</b>	<b>25</b>	<b>11</b>	<b>26</b>	<b>4</b>	<b>7</b>
Carolina, W	93	32-60	.533	.594	.464	5-15	.333	24-35	.686	14-31-45	18	20	13	0	5
Long Beach State	67	24-66	.364	.258	.457	6-26	.231	13-19	.684	12-21-33	28	13	14	1	6
<b>Carolina, W</b>	<b>83</b>	<b>32-67</b>	<b>.478</b>	<b>.351</b>	<b>.633</b>	<b>8-21</b>	<b>.381</b>	<b>11-15</b>	<b>.733</b>	<b>19-27-46</b>	<b>20</b>	<b>19</b>	<b>16</b>	<b>1</b>	<b>5</b>
<b>at Hawai'i</b>	<b>68</b>	<b>26-60</b>	<b>.433</b>	<b>.323</b>	<b>.552</b>	<b>7-22</b>	<b>.318</b>	<b>9-11</b>	<b>.818</b>	<b>7-16-23</b>	<b>15</b>	<b>12</b>	<b>14</b>	<b>2</b>	<b>7</b>
Carolina, W	104	37-64	.578	.559	.600	7-20	.350	23-34	.676	17-35-52	15	18	13	4	12
vs. Chaminade	61	21-58	.362	.407	.323	10-28	.357	9-14	.643	6-17-23	24	7	17	1	6
<b>Carolina, W</b>	<b>107</b>	<b>37-64</b>	<b>.578</b>	<b>.563</b>	<b>.594</b>	<b>8-17</b>	<b>.471</b>	<b>25-29</b>	<b>.862</b>	<b>16-28-44</b>	<b>22</b>	<b>16</b>	<b>16</b>	<b>3</b>	<b>8</b>
<b>vs. Oklahoma State</b>	<b>75</b>	<b>26-72</b>	<b>.361</b>	<b>.351</b>	<b>.371</b>	<b>6-22</b>	<b>.273</b>	<b>17-23</b>	<b>.739</b>	<b>19-13-32</b>	<b>26</b>	<b>5</b>	<b>14</b>	<b>4</b>	<b>9</b>
Carolina, W	71	28-57	.491	.379	.607	3-12	.250	12-12	1.000	7-31-38	13	10	12	3	3
vs. Wisconsin	56	21-55	.382	.296	.464	8-22	.364	6-10	.600	4-22-26	12	12	11	5	8
<b>Carolina, L</b>	<b>67</b>	<b>24-61</b>	<b>.393</b>	<b>.357</b>	<b>.424</b>	<b>6-21</b>	<b>.286</b>	<b>13-22</b>	<b>.591</b>	<b>13-24-37</b>	<b>21</b>	<b>16</b>	<b>12</b>	<b>5</b>	<b>5</b>
<b>at Indiana</b>	<b>76</b>	<b>25-52</b>	<b>.481</b>	<b>.469</b>	<b>.500</b>	<b>8-21</b>	<b>.381</b>	<b>18-27</b>	<b>.667</b>	<b>8-29-37</b>	<b>22</b>	<b>12</b>	<b>16</b>	<b>6</b>	<b>7</b>
Carolina, W	95	34-65	.523	.568	.464	9-20	.450	18-29	.621	15-37-52	11	21	13	4	11
Radford	50	19-62	.306	.370	.257	6-25	.240	6-10	.600	8-21-29	23	9	19	2	8
<b>Carolina, W</b>	<b>83</b>	<b>23-61</b>	<b>.377</b>	<b>.387</b>	<b>.367</b>	<b>10-24</b>	<b>.417</b>	<b>27-34</b>	<b>.794</b>	<b>14-29-43</b>	<b>19</b>	<b>18</b>	<b>15</b>	<b>3</b>	<b>10</b>
<b>Davidson</b>	<b>74</b>	<b>24-59</b>	<b>.407</b>	<b>.346</b>	<b>.455</b>	<b>8-29</b>	<b>.276</b>	<b>18-21</b>	<b>.857</b>	<b>8-25-33</b>	<b>25</b>	<b>10</b>	<b>17</b>	<b>3</b>	<b>4</b>
Carolina, W	73	29-73	.397	.359	.441	2-17	.118	13-24	.542	22-19-41	16	14	10	4	7
Tennessee	71	28-54	.519	.654	.393	3-13	.231	12-15	.800	7-25-32	22	11	16	6	5
<b>Carolina, L</b>	<b>100</b>	<b>35-66</b>	<b>.530</b>	<b>.531</b>	<b>.529</b>	<b>9-17</b>	<b>.529</b>	<b>21-28</b>	<b>.750</b>	<b>10-25-35</b>	<b>22</b>	<b>18</b>	<b>9</b>	<b>5</b>	<b>4</b>
<b>Kentucky</b>	<b>103</b>	<b>40-74</b>	<b>.541</b>	<b>.537</b>	<b>.545</b>	<b>10-18</b>	<b>.556</b>	<b>13-21</b>	<b>.619</b>	<b>15-24-39</b>	<b>20</b>	<b>19</b>	<b>10</b>	<b>2</b>	<b>4</b>
Carolina, W	85	34-65	.523	.419	.618	7-19	.368	10-16	.625	11-31-42	14	20	5	2	12
Northern Iowa	42	16-48	.333	.429	.259	6-24	.250	4-8	.500	3-21-24	15	6	17	2	3
<b>Carolina, W</b>	<b>102</b>	<b>18-43</b>	<b>.431</b>	<b>.419</b>	<b>.448</b>	<b>7-20</b>	<b>.350</b>	<b>33-46</b>	<b>.717</b>	<b>21-36-57</b>	<b>25</b>	<b>22</b>	<b>17</b>	<b>4</b>	<b>4</b>
<b>Monmouth</b>	<b>74</b>	<b>23-70</b>	<b>.329</b>	<b>.368</b>	<b>.281</b>	<b>9-28</b>	<b>.321</b>	<b>19-26</b>	<b>.731</b>	<b>12-24-36</b>	<b>30</b>	<b>7</b>	<b>15</b>	<b>8</b>	<b>7</b>
Carolina, L	63	24-72	.333	.333	.333	5-26	.192	10-14	.714	19-25-44	22	13	20	6	10
at Georgia Tech	75	22-53	.415	.394	.450	3-11	.273	28-33	.848	8-29-37	18	16	16	5	15
<b>Carolina, W (OT)</b>	<b>89</b>	<b>35-78</b>	<b>.449</b>	<b>.417</b>	<b>.441</b>	<b>10-24</b>	<b>.417</b>	<b>9-12</b>	<b>.750</b>	<b>23-28-51</b>	<b>19</b>	<b>17</b>	<b>18</b>	<b>4</b>	<b>9</b>
<b>at Clemson</b>	<b>86</b>	<b>31-68</b>	<b>.456</b>	<b>.533</b>	<b>.400</b>	<b>11-28</b>	<b>.393</b>	<b>13-19</b>	<b>.684</b>	<b>10-22-32</b>	<b>16</b>	<b>12</b>	<b>12</b>	<b>9</b>	<b>10</b>
Carolina, W	107	39-79	.494	.526	.463	12-27	.444	17-25	.680	17-33-50	13	21	12	1	17
NC State	56	23-63	.365	.300	.424	7-23	.304	3-11	.273	10-26-36	18	8	26	3	7
<b>Carolina, W</b>	<b>93</b>	<b>33-64</b>	<b>.516</b>	<b>.531</b>	<b>.500</b>	<b>8-18</b>	<b>.444</b>	<b>19-24</b>	<b>.792</b>	<b>13-28-41</b>	<b>23</b>	<b>22</b>	<b>11</b>	<b>7</b>	<b>8</b>
<b>at Wake Forest</b>	<b>87</b>	<b>28-65</b>	<b>.431</b>	<b>.364</b>	<b>.500</b>	<b>11-27</b>	<b>.407</b>	<b>20-28</b>	<b>.714</b>	<b>13-21-34</b>	<b>20</b>	<b>13</b>	<b>11</b>	<b>9</b>	<b>5</b>
Carolina, W	96	31-73	.425	.421	.429	8-18	.444	26-37	.703	21-35-56	22	12	15	0	8
Florida State	83	31-67	.463	.484	.444	9-28	.321	12-26	.462	9-25-34	27	15	15	5	8
<b>Carolina, W</b>	<b>85</b>	<b>35-68</b>	<b>.515</b>	<b>.474</b>	<b>.567</b>	<b>7-24</b>	<b>.292</b>	<b>8-15</b>	<b>.533</b>	<b>18-26-44</b>	<b>13</b>	<b>22</b>	<b>9</b>	<b>2</b>	<b>6</b>
<b>Syracuse</b>	<b>68</b>	<b>26-59</b>	<b>.441</b>	<b>.423</b>	<b>.455</b>	<b>10-24</b>	<b>.417</b>	<b>6-7</b>	<b>.857</b>	<b>6-18-24</b>	<b>13</b>	<b>14</b>	<b>13</b>	<b>4</b>	<b>8</b>
Carolina, W	90	30-64	.469	.387	.545	6-14	.429	24-29	.828	16-27-43	11	17	12	5	7
at Boston College	82	32-68	.471	.382	.559	12-27	.444	6-7	.857	10-21-31	19	15	15	5	4
<b>Carolina, W</b>	<b>91</b>	<b>36-73</b>	<b>.493</b>	<b>.405</b>	<b>.613</b>	<b>14-30</b>	<b>.467</b>	<b>5-9</b>	<b>.556</b>	<b>19-24-43</b>	<b>16</b>	<b>25</b>	<b>7</b>	<b>5</b>	<b>3</b>
<b>Virginia Tech</b>	<b>72</b>	<b>26-51</b>	<b>.510</b>	<b>.500</b>	<b>.519</b>	<b>9-25</b>	<b>.360</b>	<b>11-18</b>	<b>.611</b>	<b>4-18-22</b>	<b>13</b>	<b>14</b>	<b>10</b>	<b>3</b>	<b>4</b>
Carolina, L	62	21-60	.350	.207	.484	7-24	.292	13-19	.684	12-24-36	25	12	14	3	2
at Miami	77	23-56	.411	.480	.355	7-20	.350	24-30	.800	11-30-41	20	14	10	6	8
<b>Carolina, W</b>	<b>80</b>	<b>29-58</b>	<b>.500</b>	<b>.531</b>	<b>.462</b>	<b>9-24</b>	<b>.375</b>	<b>13-19</b>	<b>.684</b>	<b>15-16-31</b>	<b>13</b>	<b>17</b>	<b>8</b>	<b>3</b>	<b>3</b>
<b>Pitt</b>	<b>72</b>	<b>30-54</b>	<b>.556</b>	<b>.552</b>	<b>.560</b>	<b>13-29</b>	<b>.448</b>	<b>5-5</b>	<b>1.000</b>	<b>6-17-23</b>	<b>16</b>	<b>17</b>	<b>10</b>	<b>1</b>	<b>3</b>
Carolina, W	83	30-61	.492	.515	.464	6-17	.353	17-28	.607	17-27-44	22	23	11	6	7
Notre Dame	76	25-56	.446	.407	.483	9-26	.346	17-20	.850	7-18-25	21	14	9	6	1
<b>Carolina, L</b>	<b>78</b>	<b>32-61</b>	<b>.525</b>	<b>.563</b>	<b>.483</b>	<b>4-12</b>	<b>.333</b>	<b>10-18</b>	<b>.556</b>	<b>7-23-30</b>	<b>15</b>	<b>13</b>	<b>5</b>	<b>2</b>	<b>5</b>
<b>at Duke</b>	<b>86</b>	<b>30-57</b>	<b>.526</b>	<b>.533</b>	<b>.519</b>	<b>13-27</b>	<b>.481</b>	<b>13-16</b>	<b>.813</b>	<b>7-24-31</b>	<b>19</b>	<b>15</b>	<b>10</b>	<b>6</b>	<b>3</b>
Carolina, W	97	42-75	.560	.524	.606	7-23	.304	6-8	.750	18-23-41	18	19	11	1	6
at NC State	73	23-52	.442	.423	.462	8-24	.333	19-24	.792	9-16-25	13	11	17	4	7
<b>Carolina, W</b>	<b>65</b>	<b>27-58</b>	<b>.466</b>	<b>.481</b>	<b>.452</b>	<b>7-19</b>	<b>.368</b>	<b>4-7</b>	<b>.571</b>	<b>10-34-44</b>	<b>13</b>	<b>17</b>	<b>9</b>	<b>5</b>	<b>4</b>
<b>Virginia</b>	<b>41</b>	<b>15-54</b>	<b>.278</b>	<b>.333</b>	<b>.233</b>	<b>2-20</b>	<b>.100</b>	<b>9-12</b>	<b>.750</b>	<b>5-21-26</b>	<b>14</b>	<b>8</b>	<b>6</b>	<b>5</b>	<b>2</b>
Carolina, W	74	23-62	.371	.343	.407	7-18	.389	21-29	.724	16-30-46	16	10	12	5	10
Louisville	63	27-61	.443	.455	.429	5-20	.250	4-13	.308	8-25-33	21	10	16	7	9
<b>Carolina, W</b>	<b>85</b>	<b>33-73</b>	<b>.452</b>	<b>.452</b>	<b>.452</b>	<b>10-24</b>	<b>.417</b>	<b>9-15</b>	<b>.600</b>	<b>24-24-48</b>	<b>22</b>	<b>23</b>	<b>8</b>	<b>3</b>	<b>5</b>
<b>at Pitt</b>	<b>67</b>	<b>19-48</b>	<b>.396</b>	<b>.364</b>	<b>.423</b>	<b>7-24</b>	<b>.292</b>	<b>22-30</b>	<b>.733</b>	<b>9-19-28</b>	<b>17</b>	<b>10</b>	<b>12</b>	<b>3</b>	<b>6</b>
Carolina, L	43	17-48	.354	.474	.276	4-16	.250	5-7	.714	10-28-38	12	12	14	3	1
at Virginia	53	19-59	.322	.333	.310	10-24	.417	5-8	.625	13-22-35	12	15	4	8	6
<b>Carolina, W</b>	<b>90</b>	<b>34-67</b>	<b>.507</b>	<b>.500</b>	<b>.516</b>	<b>6-17</b>	<b>.353</b>	<b>16-21</b>	<b>.762</b>	<b>12-23-35</b>	<b>22</b>	<b>19</b>	<b>9</b>	<b>2</b>	<b>4</b>
<b>Duke</b>	<b>83</b>	<b>24-54</b>	<b>.444</b>	<b>.542</b>	<b>.367</b>	<b>7-19</b>	<b>.368</b>	<b>28-35</b>	<b>.800</b>	<b>8-23-31</b>	<b>17</b>	<b>8</b>	<b>8</b>	<b>4</b>	<b>8</b>
Carolina, W	78	28-53	.528	.524	.531	7-17	.412	15-18	.833	9-27-36	12	21	11	1	9
vs. Miami (ACC)	53	19-53	.358	.435	.300	5-21	.238	10-16	.625	11-18-29	17	7	15	4	7
<b>Carolina, L</b>	<b>83</b>	<b>32-78</b>	<b>.410</b>	<b>.556</b>	<b>.286</b>	<b>5-22</b>	<b>.227</b>	<b>14-18</b>	<b>.778</b>	<b>22-21-43</b>	<b>28</b>	<b>23</b>	<b>10</b>	<b>2</b>	<b>5</b>
<b>vs. Duke</b>	<b>93</b>	<b>25-50</b>	<b>.500</b>	<b>.429</b>	<b>.591</b>	<b>10-17</b>	<b>.588</b>	<b>33-37</b>	<b>.892</b>	<b>5-27-32</b>	<b>20</b>	<b>11</b>	<b>11</b>	<b>8</b>	<b>7</b>
Carolina, W	103	38-75	.507	.462	.556	8-22	.364	19-26	.731	20-34-54	13	18	10	4	6
vs. Texas Southern (NCAA)	64	22-60	.367	.300	.433	7-27	.259	13-16	.813	6-21-27	17	9	13	3	6
<b>Carolina, W</b>	<b>72</b>	<b>24-63</b>	<b>.381</b>	<b>.333</b>	<b>.458</b>	<b>5-17</b>	<b>.294</b>	<b>19-25</b>	<b>.760</b>	<b>18-27-45</b>	<b>10</b>	<b>15</b>	<b>17</b>	<b>4</b>	<b>13</b>
<b>vs. Arkansas</b>	<b>65</b>	<b>26-60</b>	<b>.433</b>	<b>.419</b>	<b>.448</b>	<b>8-21</b>	<b>.381</b>	<b>5-8</b>	<b>.625</b>	<b>8-24-32</b>	<b>20</b>	<b>9</b>	<b>19</b>	<b>4</b>	<b>10</b>
Carolina, W	92	31-57	.544	.529	.565	9-24	.375</								



## 2015-16 GAME-BY-GAME STATS

	PTS	FG	FG%	1st	2nd	3FG	3FG%	FT	FT%	O-D-REB	PF	A	TO	B	ST
Carolina, W	91	34-67	.507	.486	.531	7-12	.583	16-23	.696	15-34-49	16	17	9	7	6
vs. Temple	67	24-62	.387	.444	.343	9-25	.360	10-17	.588	9-23-32	20	13	8	4	5
<b>Carolina, W</b>	<b>92</b>	<b>33-66</b>	<b>.500</b>	<b>.457</b>	<b>.548</b>	<b>8-23</b>	<b>.348</b>	<b>18-32</b>	<b>.562</b>	<b>14-31-45</b>	<b>20</b>	<b>22</b>	<b>10</b>	<b>3</b>	<b>8</b>
<b>Fairfield</b>	<b>65</b>	<b>23-65</b>	<b>.354</b>	<b>.382</b>	<b>.323</b>	<b>10-35</b>	<b>.286</b>	<b>9-15</b>	<b>.600</b>	<b>15-24-39</b>	<b>24</b>	<b>14</b>	<b>19</b>	<b>2</b>	<b>7</b>
Carolina, W	78	32-62	.516	.485	.552	1-9	.111	13-19	.684	11-31-42	13	13	12	6	11
Wofford	58	23-57	.404	.462	.355	9-24	.375	3-5	.600	5-20-25	17	9	15	0	4
<b>Carolina, L</b>	<b>67</b>	<b>26-58</b>	<b>.448</b>	<b>.424</b>	<b>.480</b>	<b>5-18</b>	<b>.278</b>	<b>10-13</b>	<b>.769</b>	<b>9-31-40</b>	<b>21</b>	<b>17</b>	<b>12</b>	<b>3</b>	<b>3</b>
<b>at Northern Iowa</b>	<b>71</b>	<b>24-57</b>	<b>.421</b>	<b>.357</b>	<b>.483</b>	<b>11-28</b>	<b>.393</b>	<b>12-19</b>	<b>.632</b>	<b>6-24-30</b>	<b>16</b>	<b>10</b>	<b>6</b>	<b>1</b>	<b>8</b>
Carolina, W	80	28-62	.452	.441	.464	7-24	.292	17-19	.895	13-26-39	18	21	9	1	5
vs. Northwestern	69	22-52	.423	.464	.375	9-20	.450	16-19	.842	6-19-25	13	14	12	3	7
<b>Carolina, W</b>	<b>80</b>	<b>29-62</b>	<b>.468</b>	<b>.387</b>	<b>.548</b>	<b>6-20</b>	<b>.300</b>	<b>16-20</b>	<b>.800</b>	<b>12-31-43</b>	<b>20</b>	<b>20</b>	<b>12</b>	<b>8</b>	<b>5</b>
<b>vs. Kansas State</b>	<b>70</b>	<b>25-62</b>	<b>.403</b>	<b>.367</b>	<b>.438</b>	<b>8-16</b>	<b>.500</b>	<b>12-19</b>	<b>.632</b>	<b>10-20-30</b>	<b>22</b>	<b>11</b>	<b>12</b>	<b>1</b>	<b>10</b>
Carolina, W	89	33-62	.532	.548	.516	9-13	.692	14-25	.560	11-21-32	12	22	15	3	13
Maryland	81	30-59	.508	.560	.471	12-26	.462	9-11	.818	8-22-30	21	16	22	6	8
<b>Carolina, W</b>	<b>98</b>	<b>38-75</b>	<b>.507</b>	<b>.500</b>	<b>.514</b>	<b>8-23</b>	<b>.348</b>	<b>14-17</b>	<b>.824</b>	<b>15-37-52</b>	<b>18</b>	<b>21</b>	<b>15</b>	<b>3</b>	<b>7</b>
<b>Davidson</b>	<b>65</b>	<b>23-67</b>	<b>.343</b>	<b>.235</b>	<b>.455</b>	<b>8-31</b>	<b>.258</b>	<b>11-13</b>	<b>.846</b>	<b>7-24-31</b>	<b>16</b>	<b>13</b>	<b>14</b>	<b>4</b>	<b>4</b>
Carolina, L	82	26-50	.520	.542	.500	6-16	.375	24-28	.857	4-23-27	22	10	6	6	5
at Texas	84	29-62	.468	.484	.452	12-24	.500	14-23	.609	16-20-36	23	10	8	3	3
<b>Carolina, W</b>	<b>96</b>	<b>36-72</b>	<b>.500</b>	<b>.514</b>	<b>.486</b>	<b>10-24</b>	<b>.417</b>	<b>14-21</b>	<b>.667</b>	<b>17-26-43</b>	<b>15</b>	<b>30</b>	<b>7</b>	<b>6</b>	<b>8</b>
<b>Tulane</b>	<b>72</b>	<b>30-63</b>	<b>.476</b>	<b>.379</b>	<b>.559</b>	<b>4-17</b>	<b>.235</b>	<b>8-14</b>	<b>.571</b>	<b>11-22-33</b>	<b>17</b>	<b>9</b>	<b>11</b>	<b>5</b>	<b>1</b>
Carolina, W	89	36-69	.522	.424	.611	4-19	.211	13-19	.684	13-23-36	19	19	8	4	7
vs. UCLA	76	29-63	.460	.517	.412	8-17	.471	10-18	.556	16-23-39	16	11	17	1	4
<b>Carolina, W</b>	<b>94</b>	<b>34-72</b>	<b>.472</b>	<b>.484</b>	<b>.463</b>	<b>3-11</b>	<b>.273</b>	<b>23-27</b>	<b>.852</b>	<b>21-26-47</b>	<b>18</b>	<b>22</b>	<b>11</b>	<b>6</b>	<b>6</b>
<b>Appalachian State</b>	<b>70</b>	<b>27-61</b>	<b>.443</b>	<b>.516</b>	<b>.367</b>	<b>8-17</b>	<b>.471</b>	<b>8-13</b>	<b>.615</b>	<b>13-18-31</b>	<b>22</b>	<b>13</b>	<b>19</b>	<b>1</b>	<b>8</b>
Carolina, W	96	36-65	.554	.526	.593	6-19	.316	18-22	.818	16-27-43	14	19	10	0	6
UNCG	63	25-57	.439	.367	.519	9-26	.346	4-11	.364	9-13-22	20	12	15	1	1
<b>Carolina, W</b>	<b>80</b>	<b>32-64</b>	<b>.500</b>	<b>.500</b>	<b>.500</b>	<b>5-13</b>	<b>.385</b>	<b>11-14</b>	<b>.786</b>	<b>15-23-38</b>	<b>19</b>	<b>16</b>	<b>12</b>	<b>3</b>	<b>6</b>
<b>Clemson</b>	<b>69</b>	<b>21-53</b>	<b>.396</b>	<b>.370</b>	<b>.423</b>	<b>7-19</b>	<b>.368</b>	<b>20-26</b>	<b>.769</b>	<b>11-18-29</b>	<b>18</b>	<b>10</b>	<b>13</b>	<b>3</b>	<b>5</b>
Carolina, W	86	30-59	.508	.455	.577	2-12	.167	24-29	.828	9-30-39	18	13	11	4	2
Georgia Tech	78	27-64	.422	.419	.424	7-15	.467	15-19	.789	8-21-29	25	16	9	4	8
<b>Carolina, W</b>	<b>106</b>	<b>38-76</b>	<b>.500</b>	<b>.366</b>	<b>.657</b>	<b>6-17</b>	<b>.353</b>	<b>24-32</b>	<b>.750</b>	<b>18-32-50</b>	<b>28</b>	<b>18</b>	<b>16</b>	<b>7</b>	<b>6</b>
<b>at Florida State</b>	<b>90</b>	<b>28-68</b>	<b>.412</b>	<b>.324</b>	<b>.500</b>	<b>10-20</b>	<b>.500</b>	<b>24-34</b>	<b>.706</b>	<b>11-22-33</b>	<b>22</b>	<b>13</b>	<b>14</b>	<b>3</b>	<b>8</b>
Carolina, W	84	32-61	.525	.424	.643	3-16	.188	17-20	.850	10-23-33	16	24	9	3	8
at Syracuse	73	27-63	.429	.387	.469	9-31	.290	10-12	.833	14-21-35	19	14	13	6	5
<b>Carolina, W</b>	<b>67</b>	<b>25-66</b>	<b>.379</b>	<b>.344</b>	<b>.412</b>	<b>5-20</b>	<b>.250</b>	<b>12-19</b>	<b>.632</b>	<b>21-17-38</b>	<b>15</b>	<b>17</b>	<b>9</b>	<b>7</b>	<b>8</b>
<b>NC State</b>	<b>55</b>	<b>22-55</b>	<b>.400</b>	<b>.464</b>	<b>.333</b>	<b>4-12</b>	<b>.333</b>	<b>7-10</b>	<b>.700</b>	<b>17-20-37</b>	<b>16</b>	<b>7</b>	<b>18</b>	<b>3</b>	<b>4</b>
Carolina, W	83	28-73	.384	.487	.265	3-18	.167	24-34	.706	18-30-48	17	14	10	7	15
Wake Forest	68	27-67	.403	.333	.459	2-18	.111	12-20	.600	16-31-47	24	14	19	5	7
<b>Carolina, W</b>	<b>75</b>	<b>28-74</b>	<b>.378</b>	<b>.366</b>	<b>.394</b>	<b>3-23</b>	<b>.130</b>	<b>16-25</b>	<b>.640</b>	<b>20-28-48</b>	<b>24</b>	<b>13</b>	<b>7</b>	<b>6</b>	<b>11</b>
<b>at Virginia Tech</b>	<b>70</b>	<b>20-50</b>	<b>.400</b>	<b>.320</b>	<b>.480</b>	<b>8-20</b>	<b>.400</b>	<b>22-32</b>	<b>.688</b>	<b>6-27-33</b>	<b>20</b>	<b>11</b>	<b>14</b>	<b>5</b>	<b>4</b>
Carolina, W	89	36-67	.537	.533	.541	6-17	.353	11-22	.500	12-27-39	14	23	11	1	12
Boston College	62	23-52	.442	.500	.400	10-27	.370	6-8	.750	4-24-38	17	10	23	3	5
<b>Carolina, L</b>	<b>65</b>	<b>20-58</b>	<b>.345</b>	<b>.292</b>	<b>.382</b>	<b>3-17</b>	<b>.176</b>	<b>22-29</b>	<b>.759</b>	<b>16-23-39</b>	<b>21</b>	<b>11</b>	<b>16</b>	<b>3</b>	<b>7</b>
<b>at Louisville</b>	<b>71</b>	<b>26-60</b>	<b>.433</b>	<b>.321</b>	<b>.531</b>	<b>5-14</b>	<b>.357</b>	<b>14-21</b>	<b>.667</b>	<b>15-26-41</b>	<b>20</b>	<b>12</b>	<b>15</b>	<b>5</b>	<b>7</b>
Carolina, L	76	27-59	.458	.484	.429	6-12	.500	16-21	.762	15-26-41	27	17	13	5	1
at Notre Dame	80	23-66	.348	.281	.412	3-16	.188	31-38	.816	20-20-40	16	9	2	3	10
<b>Carolina, W</b>	<b>68</b>	<b>27-52</b>	<b>.519</b>	<b>.467</b>	<b>.591</b>	<b>5-16</b>	<b>.313</b>	<b>9-12</b>	<b>.750</b>	<b>6-25-31</b>	<b>19</b>	<b>14</b>	<b>13</b>	<b>3</b>	<b>6</b>
<b>at Boston College</b>	<b>65</b>	<b>22-54</b>	<b>.407</b>	<b>.400</b>	<b>.417</b>	<b>9-24</b>	<b>.375</b>	<b>12-15</b>	<b>.800</b>	<b>8-21-29</b>	<b>16</b>	<b>13</b>	<b>14</b>	<b>0</b>	<b>3</b>
Carolina, W	85	32-54	.593	.556	.630	8-15	.533	13-15	.867	1-28-29	17	26	11	6	10
Pitt	64	25-67	.373	.353	.394	9-21	.429	5-13	.385	19-22-41	14	13	19	2	5
<b>Carolina, L</b>	<b>73</b>	<b>30-70</b>	<b>.429</b>	<b>.500</b>	<b>.344</b>	<b>1-13</b>	<b>.077</b>	<b>12-15</b>	<b>.800</b>	<b>18-28-46</b>	<b>14</b>	<b>17</b>	<b>10</b>	<b>7</b>	<b>1</b>
<b>Duke</b>	<b>74</b>	<b>27-65</b>	<b>.415</b>	<b>.444</b>	<b>.379</b>	<b>7-19</b>	<b>.368</b>	<b>13-16</b>	<b>.812</b>	<b>11-23-34</b>	<b>15</b>	<b>7</b>	<b>7</b>	<b>3</b>	<b>6</b>
Carolina, W	96	39-72	.542	.529	.553	9-20	.450	9-13	.692	19-27-46	20	21	9	5	5
Miami	71	26-59	.424	.353	.520	6-19	.316	15-26	.577	14-15-29	18	9	11	5	5
<b>Carolina, W</b>	<b>80</b>	<b>32-68</b>	<b>.471</b>	<b>.436</b>	<b>.517</b>	<b>4-15</b>	<b>.267</b>	<b>12-15</b>	<b>.800</b>	<b>17-26-43</b>	<b>18</b>	<b>16</b>	<b>8</b>	<b>5</b>	<b>6</b>
<b>at NC State</b>	<b>68</b>	<b>24-65</b>	<b>.369</b>	<b>.344</b>	<b>.394</b>	<b>6-22</b>	<b>.273</b>	<b>14-17</b>	<b>.824</b>	<b>17-19-36</b>	<b>16</b>	<b>7</b>	<b>10</b>	<b>5</b>	<b>5</b>
Carolina, L	74	29-59	.492	.483	.500	9-19	.474	7-13	.538	13-23-36	21	17	13	3	7
at Virginia	79	27-61	.443	.452	.433	7-16	.438	18-21	.857	13-20-33	14	14	8	5	6
<b>Carolina, W</b>	<b>75</b>	<b>28-68</b>	<b>.412</b>	<b>.441</b>	<b>.382</b>	<b>6-25</b>	<b>.240</b>	<b>13-19</b>	<b>.684</b>	<b>19-21-40</b>	<b>18</b>	<b>17</b>	<b>13</b>	<b>3</b>	<b>6</b>
<b>Syracuse</b>	<b>70</b>	<b>23-56</b>	<b>.411</b>	<b>.480</b>	<b>.355</b>	<b>5-20</b>	<b>.250</b>	<b>19-23</b>	<b>.826</b>	<b>12-22-34</b>	<b>19</b>	<b>9</b>	<b>15</b>	<b>2</b>	<b>8</b>
Carolina, W	76	26-73	.356	.441	.282	4-23	.174	20-23	.870	27-37-64	14	15	14	2	5
at Duke	72	25-67	.373	.375	.371	13-34	.382	9-15	.600	8-21-29	17	11	6	2	10
<b>Carolina, W</b>	<b>88</b>	<b>33-56</b>	<b>.589</b>	<b>.567</b>	<b>.615</b>	<b>6-14</b>	<b>.429</b>	<b>16-18</b>	<b>.889</b>	<b>8-22-30</b>	<b>16</b>	<b>18</b>	<b>10</b>	<b>7</b>	<b>6</b>
<b>vs. Pitt (ACC)</b>	<b>71</b>	<b>24-54</b>	<b>.444</b>	<b>.481</b>	<b>.407</b>	<b>5-12</b>	<b>.417</b>	<b>18-25</b>	<b>.720</b>	<b>11-14-25</b>	<b>17</b>	<b>11</b>	<b>12</b>	<b>3</b>	<b>6</b>
Carolina, W	78	30-69	.435	.500	.378	6-15	.400	12-19	.632	19-30-49	17	21	10	4	8
vs. Notre Dame	47	15-50	.300	.333	.269	5-19	.263	12-17	.706	7-24-31	18	8	17	3	5
<b>Carolina, W</b>	<b>61</b>	<b>24-47</b>	<b>.511</b>	<b>.545</b>	<b>.480</b>	<b>3-12</b>	<b>.250</b>	<b>10-13</b>	<b>.769</b>	<b>5-23-28</b>	<b>10</b>	<b>11</b>	<b>10</b>	<b>2</b>	<b>8</b>
<b>vs. Virginia</b>	<b>57</b>	<b>23-63</b>	<b>.365</b>	<b>.400</b>	<b>.333</b>	<b>8-24</b>	<b>.333</b>	<b>3-3</b>	<b>1.000</b>	<b>16-20-36</b>	<b>10</b>	<b>10</b>	<b>10</b>	<b>3</b>	<b>4</b>
Carolina, W (NCAA)	83	31-73	.425	.412	.436	7-21	.333	14-19	.737	18-23-41	19	13	7	10	8
vs. Florida Gulf Coast	67	25-58	.431	.600	.303	2-11	.182	15-24	.625	15-28-43	19	10	14	5	6
<b>Carolina, W</b>	<b>85</b>	<b>31-59</b>	<b>.525</b>	<b>.452</b>	<b>.607</b>	<b>4-14</b>	<b>.286</b>	<b>19-21</b>	<b>.905</b>	<b>13-29-42</b>	<b>19</b>	<b>12</b>	<b>15</b>	<b>4</b>	<b>5</b>
<b>vs. Providence</b>	<b>66</b>	<b>23-57</b>	<b>.404</b>	<b>.379</b>	<b>.429</b>	<b>6-23</b>	<b>.261</b>	<b>14-23</b>	<b>.609</b>	<b>9-15-24</b>	<b>20</b>	<b>8</b>	<b>11</b>	<b>1</b>	<b>5</b>
Carolina, W	101	32-62	.516	.621	.424	11-20	.550	26-33	.788						



## 2014-15 GAME-BY-GAME STATS

	PTS	FG	FG%	1st	2nd	3FG	3FG%	FT	FT%	O-D-REB	PF	A	TO	B	ST
Carolina, W	76	27-61	.443	.407	.471	2-11	.182	20-30	.667	16-33-49	24	15	14	10	8
NC Central	60	18-56	.321	.259	.379	5-17	.294	19-29	.655	11-19-30	24	8	14	3	9
<b>Carolina, W</b>	<b>103</b>	<b>36-71</b>	<b>.507</b>	<b>.545</b>	<b>.474</b>	<b>4-16</b>	<b>.250</b>	<b>27-36</b>	<b>.750</b>	<b>20-29-49</b>	<b>20</b>	<b>29</b>	<b>8</b>	<b>5</b>	<b>9</b>
<b>Robert Morris</b>	<b>59</b>	<b>22-61</b>	<b>.361</b>	<b>.448</b>	<b>.281</b>	<b>6-20</b>	<b>.300</b>	<b>9-14</b>	<b>.643</b>	<b>13-18-31</b>	<b>27</b>	<b>9</b>	<b>18</b>	<b>6</b>	<b>4</b>
Carolina, W	90	33-69	.478	.459	.500	6-17	.353	18-28	.643	18-33-51	16	21	9	9	4
at Davidson	72	25-74	.338	.343	.333	11-36	.306	11-13	.846	17-25-42	18	18	10	6	2
<b>Carolina, L</b>	<b>66</b>	<b>22-57</b>	<b>.386</b>	<b>.433</b>	<b>.333</b>	<b>4-16</b>	<b>.250</b>	<b>18-32</b>	<b>.563</b>	<b>14-26-40</b>	<b>24</b>	<b>14</b>	<b>19</b>	<b>10</b>	<b>9</b>
<b>vs. Butler</b>	<b>74</b>	<b>22-72</b>	<b>.306</b>	<b>.333</b>	<b>.278</b>	<b>9-28</b>	<b>.321</b>	<b>21-29</b>	<b>.724</b>	<b>29-28-57</b>	<b>24</b>	<b>11</b>	<b>19</b>	<b>1</b>	<b>8</b>
Carolina, W	78	28-67	.418	.405	.433	8-23	.348	14-19	.737	13-22-35	25	15	11	0	13
vs. UCLA	56	17-44	.386	.391	.381	1-14	.071	21-33	.636	9-29-38	18	7	23	3	7
<b>Carolina, W</b>	<b>75</b>	<b>23-51</b>	<b>.451</b>	<b>.577</b>	<b>.320</b>	<b>6-12</b>	<b>.500</b>	<b>23-31</b>	<b>.742</b>	<b>15-25-40</b>	<b>22</b>	<b>15</b>	<b>19</b>	<b>7</b>	<b>9</b>
<b>vs. Florida</b>	<b>64</b>	<b>20-61</b>	<b>.328</b>	<b>.290</b>	<b>.367</b>	<b>6-27</b>	<b>.222</b>	<b>18-23</b>	<b>.783</b>	<b>19-19-38</b>	<b>25</b>	<b>10</b>	<b>16</b>	<b>5</b>	<b>11</b>
Carolina, L	55	19-68	.279	.268	.296	4-23	.174	13-17	.765	24-22-26	22	8	10	3	5
Iowa	60	18-55	.327	.455	.242	3-20	.150	21-24	.875	17-25-42	20	9	12	6	3
<b>Carolina, W</b>	<b>108</b>	<b>45-75</b>	<b>.600</b>	<b>.512</b>	<b>.719</b>	<b>1-7</b>	<b>.143</b>	<b>17-22</b>	<b>.773</b>	<b>15-36-51</b>	<b>16</b>	<b>27</b>	<b>8</b>	<b>5</b>	<b>7</b>
<b>East Carolina</b>	<b>64</b>	<b>23-69</b>	<b>.333</b>	<b>.438</b>	<b>.243</b>	<b>4-25</b>	<b>.160</b>	<b>14-19</b>	<b>.737</b>	<b>13-16-29</b>	<b>19</b>	<b>5</b>	<b>10</b>	<b>0</b>	<b>2</b>
Carolina, L	70	27-60	.450	.536	.375	6-13	.462	10-13	.769	18-13-31	22	13	18	2	5
at Kentucky	84	27-48	.563	.556	.571	7-15	.467	23-31	.742	11-13-24	17	19	15	5	12
<b>Carolina, W</b>	<b>79</b>	<b>30-61</b>	<b>.492</b>	<b>.484</b>	<b>.500</b>	<b>3-14</b>	<b>.214</b>	<b>16-23</b>	<b>.696</b>	<b>20-31-51</b>	<b>22</b>	<b>16</b>	<b>17</b>	<b>2</b>	<b>8</b>
<b>at UNCG</b>	<b>56</b>	<b>20-56</b>	<b>.357</b>	<b>.276</b>	<b>.444</b>	<b>5-24</b>	<b>.208</b>	<b>11-26</b>	<b>.423</b>	<b>10-16-26</b>	<b>20</b>	<b>7</b>	<b>13</b>	<b>4</b>	<b>7</b>
Carolina, W	82	29-65	.446	.515	.375	3-13	.231	21-33	.636	18-35-53	16	23	15	6	5
vs. Ohio State	74	25-72	.347	.375	.325	10-29	.345	14-18	.778	14-26-40	24	17	10	11	6
<b>Carolina, W</b>	<b>89</b>	<b>30-60</b>	<b>.500</b>	<b>.455</b>	<b>.556</b>	<b>7-19</b>	<b>.368</b>	<b>22-31</b>	<b>.710</b>	<b>15-29-44</b>	<b>21</b>	<b>19</b>	<b>18</b>	<b>5</b>	<b>8</b>
<b>UAB</b>	<b>58</b>	<b>18-59</b>	<b>.305</b>	<b>.333</b>	<b>.281</b>	<b>3-25</b>	<b>.120</b>	<b>19-28</b>	<b>.679</b>	<b>15-18-33</b>	<b>23</b>	<b>10</b>	<b>18</b>	<b>4</b>	<b>9</b>
Carolina, W	86	31-61	.508	.656	.345	8-20	.400	16-23	.696	12-32-44	20	22	12	2	11
William & Mary	64	20-53	.377	.360	.393	7-27	.259	17-24	.708	7-21-28	15	10	13	2	7
<b>Carolina, W</b>	<b>74</b>	<b>28-63</b>	<b>.444</b>	<b>.500</b>	<b>.400</b>	<b>5-13</b>	<b>.385</b>	<b>13-17</b>	<b>.765</b>	<b>16-33-49</b>	<b>18</b>	<b>20</b>	<b>6</b>	<b>4</b>	<b>4</b>
<b>at Clemson</b>	<b>50</b>	<b>15-53</b>	<b>.283</b>	<b>.179</b>	<b>.400</b>	<b>6-26</b>	<b>.231</b>	<b>14-21</b>	<b>.667</b>	<b>10-20-30</b>	<b>15</b>	<b>8</b>	<b>8</b>	<b>7</b>	<b>4</b>
Carolina, L	70	24-65	.369	.438	.303	4-16	.250	18-25	.369	21-22-43	17	10	7	1	4
Notre Dame	71	23-50	.460	.481	.435	10-23	.435	15-19	.789	6-20-26	19	14	8	7	4
<b>Carolina, W</b>	<b>72</b>	<b>29-67</b>	<b>.433</b>	<b>.368</b>	<b>.517</b>	<b>5-12</b>	<b>.417</b>	<b>9-11</b>	<b>.818</b>	<b>17-23-40</b>	<b>13</b>	<b>18</b>	<b>12</b>	<b>7</b>	<b>7</b>
<b>Louisville</b>	<b>71</b>	<b>28-59</b>	<b>.475</b>	<b>.444</b>	<b>.500</b>	<b>6-19</b>	<b>.316</b>	<b>9-11</b>	<b>.818</b>	<b>9-21-30</b>	<b>12</b>	<b>13</b>	<b>11</b>	<b>5</b>	<b>10</b>
Carolina, W	81	30-54	.556	.583	.533	5-8	.625	16-23	.696	9-24-33	21	20	13	4	8
at NC State	79	28-66	.424	.333	.515	7-22	.318	16-22	.727	18-19-37	20	14	10	4	6
<b>Carolina, W</b>	<b>68</b>	<b>26-59</b>	<b>.441</b>	<b>.429</b>	<b>.458</b>	<b>5-16</b>	<b>.312</b>	<b>11-17</b>	<b>.647</b>	<b>16-33-49</b>	<b>13</b>	<b>16</b>	<b>17</b>	<b>3</b>	<b>7</b>
<b>Virginia Tech</b>	<b>53</b>	<b>19-53</b>	<b>.358</b>	<b>.320</b>	<b>.393</b>	<b>10-29</b>	<b>.345</b>	<b>5-11</b>	<b>.455</b>	<b>4-18-22</b>	<b>19</b>	<b>12</b>	<b>14</b>	<b>3</b>	<b>13</b>
Carolina, W	87	35-58	.603	.531	.692	3-9	.333	14-22	.636	7-29-36	20	16	12	4	10
at Wake Forest	71	24-60	.400	.379	.419	7-24	.292	16-26	.615	13-21-34	17	16	14	1	6
<b>Carolina, W</b>	<b>78</b>	<b>29-60</b>	<b>.483</b>	<b>.500</b>	<b>.469</b>	<b>2-8</b>	<b>.250</b>	<b>18-28</b>	<b>.643</b>	<b>12-24-36</b>	<b>18</b>	<b>13</b>	<b>5</b>	<b>4</b>	<b>4</b>
<b>Florida State</b>	<b>74</b>	<b>27-61</b>	<b>.443</b>	<b>.414</b>	<b>.469</b>	<b>8-23</b>	<b>.348</b>	<b>12-17</b>	<b>.706</b>	<b>11-24-35</b>	<b>20</b>	<b>8</b>	<b>10</b>	<b>6</b>	<b>4</b>
Carolina, W	93	31-56	.554	.481	.621	9-16	.562	22-30	.733	11-31-42	19	22	20	7	7
Syracuse	83	29-68	.426	.406	.444	7-24	.292	18-23	.783	10-17-27	25	17	11	1	10
<b>Carolina, L (OT)</b>	<b>68</b>	<b>26-60</b>	<b>.433</b>	<b>.429</b>	<b>.400</b>	<b>5-16</b>	<b>.313</b>	<b>11-20</b>	<b>.550</b>	<b>13-31-44</b>	<b>33</b>	<b>11</b>	<b>19</b>	<b>4</b>	<b>4</b>
<b>at Louisville</b>	<b>78</b>	<b>22-65</b>	<b>.338</b>	<b>.259</b>	<b>.333</b>	<b>7-21</b>	<b>.333</b>	<b>27-44</b>	<b>.614</b>	<b>22-24-46</b>	<b>16</b>	<b>9</b>	<b>11</b>	<b>5</b>	<b>10</b>
Carolina, L	64	25-56	.446	.519	.379	4-9	.444	10-13	.769	11-23-34	16	15	13	3	3
Virginia	76	29-56	.518	.538	.500	5-12	.417	12-18	.667	8-19-27	13	18	8	7	9
<b>Carolina, W</b>	<b>79</b>	<b>29-51</b>	<b>.569</b>	<b>.458</b>	<b>.667</b>	<b>1-5</b>	<b>.200</b>	<b>20-27</b>	<b>.741</b>	<b>12-25-37</b>	<b>20</b>	<b>16</b>	<b>14</b>	<b>3</b>	<b>3</b>
<b>at Boston College</b>	<b>68</b>	<b>25-56</b>	<b>.446</b>	<b>.452</b>	<b>.440</b>	<b>5-23</b>	<b>.217</b>	<b>13-19</b>	<b>.684</b>	<b>7-16-23</b>	<b>21</b>	<b>13</b>	<b>11</b>	<b>1</b>	<b>4</b>
Carolina, L	76	29-59	.492	.538	.455	4-15	.267	14-23	.609	12-19-31	15	25	4	2	3
at Pitt	89	37-57	.649	.613	.692	8-15	.533	7-13	.538	6-21-27	21	30	5	3	3
<b>Carolina, L (OT)</b>	<b>90</b>	<b>38-83</b>	<b>.458</b>	<b>.474</b>	<b>.447</b>	<b>2-10</b>	<b>.200</b>	<b>12-20</b>	<b>.600</b>	<b>19-30-49</b>	<b>26</b>	<b>21</b>	<b>11</b>	<b>4</b>	<b>9</b>
<b>at Duke</b>	<b>92</b>	<b>33-65</b>	<b>.508</b>	<b>.581</b>	<b>.393</b>	<b>10-16</b>	<b>.625</b>	<b>16-31</b>	<b>.516</b>	<b>13-33-46</b>	<b>16</b>	<b>18</b>	<b>16</b>	<b>7</b>	<b>6</b>
Carolina, W	89	38-61	.623	.613	.633	5-9	.556	8-11	.727	7-30-37	13	26	8	5	11
Georgia Tech	60	23-60	.383	.303	.481	6-16	.375	8-17	.471	11-18-29	10	13	11	3	6
<b>Carolina, L</b>	<b>46</b>	<b>19-55</b>	<b>.345</b>	<b>.280</b>	<b>.400</b>	<b>3-12</b>	<b>.250</b>	<b>5-9</b>	<b>.556</b>	<b>11-27-38</b>	<b>16</b>	<b>13</b>	<b>12</b>	<b>6</b>	<b>5</b>
<b>NC State</b>	<b>58</b>	<b>20-57</b>	<b>.351</b>	<b>.355</b>	<b>.346</b>	<b>7-20</b>	<b>.350</b>	<b>11-16</b>	<b>.688</b>	<b>13-28-41</b>	<b>13</b>	<b>9</b>	<b>9</b>	<b>7</b>	<b>6</b>
Carolina, W	73	26-57	.456	.400	.519	5-11	.455	16-21	.762	11-31-42	15	16	15	2	7
at Miami	64	24-57	.421	.417	.424	6-23	.261	10-15	.667	6-22-28	19	11	13	4	5
<b>Carolina, W</b>	<b>81</b>	<b>34-64</b>	<b>.531</b>	<b>.472</b>	<b>.607</b>	<b>6-18</b>	<b>.333</b>	<b>7-11</b>	<b>.636</b>	<b>11-28-39</b>	<b>18</b>	<b>17</b>	<b>11</b>	<b>8</b>	<b>11</b>
<b>at Georgia Tech</b>	<b>49</b>	<b>19-58</b>	<b>.328</b>	<b>.385</b>	<b>.281</b>	<b>1-16</b>	<b>.063</b>	<b>10-19</b>	<b>.526</b>	<b>16-22-38</b>	<b>11</b>	<b>8</b>	<b>18</b>	<b>2</b>	<b>6</b>
Carolina, L	77	28-58	.483	.412	.583	8-16	.500	13-13	100.0	11-21-32	19	16	16	6	5
Duke	84	27-59	.458	.333	.586	9-25	.360	21-26	.808	14-18-32	15	11	10	3	7
<b>Carolina, W</b>	<b>81</b>	<b>32-65</b>	<b>.492</b>	<b>.469</b>	<b>.515</b>	<b>5-12</b>	<b>.417</b>	<b>12-16</b>	<b>.750</b>	<b>13-30-43</b>	<b>17</b>	<b>19</b>	<b>8</b>	<b>5</b>	<b>3</b>
<b>vs. Boston College (ACC)</b>	<b>63</b>	<b>20-53</b>	<b>.377</b>	<b>.348</b>	<b>.400</b>	<b>6-21</b>	<b>.286</b>	<b>17-22</b>	<b>.773</b>	<b>4-21-25</b>	<b>16</b>	<b>10</b>	<b>7</b>	<b>2</b>	<b>4</b>
Carolina, W	70	25-59	.424	.371	.500	5-11	.455	15-17	.882	10-28-38	18	16	12	3	5
vs. Louisville	60	22-63	.349	.519	.222	4-22	.182	12-20	.600	15-23-38	14	11	13	4	7
<b>Carolina, W</b>	<b>71</b>	<b>23-42</b>	<b>.548</b>	<b>.524</b>	<b>.571</b>	<b>7-14</b>	<b>.500</b>	<b>18-27</b>	<b>.667</b>	<b>7-25-32</b>	<b>16</b>	<b>17</b>	<b>18</b>	<b>2</b>	<b>7</b>
<b>vs. Virginia</b>	<b>67</b>	<b>23-52</b>	<b>.442</b>	<b>.375</b>	<b>.500</b>	<b>5-16</b>	<b>.312</b>	<b>16-20</b>	<b>.800</b>	<b>7-18-25</b>	<b>17</b>	<b>8</b>	<b>13</b>	<b>2</b>	<b>8</b>
Carolina, L	82	35-66	.530	.485	.576	7-24	.292	5-7	.714	13-15-28	23	21	13	1	5
vs. Notre Dame	90	26-48	.542	.500	.583	10-20	.500	28-32	.875	8-18-26	13	16	13	2	9
<b>Carolina, W</b>	<b>67</b>	<b>27-49</b>	<b>.551</b>	<b>.560</b>	<b>.542</b>	<b>5-7</b>	<b>.714</b>	<b>8-13</b>	<b>.615</b>	<b>12-23-35</b>	<b>18</b>	<b>14</b>	<b>17</b>	<b>2</b>	<b>2</b>
<b>vs. Harvard (NCAA)</b>	<b>65</b>	<b>21-55</b>	<b>.382</b>	<b>.286</b>	<b>.481</b>	<b>5-13</b>	<b>.385</b>	<b>18-20</b>	<b>.900</b>	<b>12-14-26</b>	<b>16</b>	<b>9</b>	<b>7</b>	<b>2</b>	<b>9</b>
Carolina, W	87	27-60	.450	.400	.550	4-10	.400	29-37	.78						





## 2013-14 GAME-BY-GAME STATS

	PTS	FG	FG%	1st	2nd	3FG	3FG%	FT	FT%	O-D-REB	PF	A	TO	B	ST
Carolina, W	84	33-55	.600	.742	.417	5-13	.385	13-20	.650	10-31-41	17	25	18	2	10
Oakland	61	20-55	.364	.207	.538	8-25	.320	13-18	.722	6-16-22	19	13	14	0	10
<b>Carolina, W</b>	<b>62</b>	<b>23-60</b>	<b>.383</b>	<b>.273</b>	<b>.519</b>	<b>3-10</b>	<b>.300</b>	<b>13-18</b>	<b>.722</b>	<b>8-31-39</b>	<b>25</b>	<b>15</b>	<b>9</b>	<b>7</b>	<b>6</b>
<b>Holy Cross</b>	<b>54</b>	<b>15-51</b>	<b>.294</b>	<b>.222</b>	<b>.375</b>	<b>5-22</b>	<b>.227</b>	<b>19-26</b>	<b>.731</b>	<b>8-30-38</b>	<b>21</b>	<b>9</b>	<b>16</b>	<b>2</b>	<b>3</b>
Carolina, L	80	28-58	.483	.480	.485	2-7	.286	22-48	.458	21-23-44	19	11	13	1	11
Belmont	83	24-53	.453	.481	.423	15-37	.405	20-22	.909	7-22-29	31	17	16	0	8
<b>Carolina, W</b>	<b>82</b>	<b>25-53</b>	<b>.472</b>	<b>.407</b>	<b>.538</b>	<b>6-12</b>	<b>.500</b>	<b>26-37</b>	<b>.703</b>	<b>13-23-36</b>	<b>24</b>	<b>13</b>	<b>14</b>	<b>6</b>	<b>9</b>
<b>vs. Richmond</b>	<b>72</b>	<b>22-49</b>	<b>.449</b>	<b>.417</b>	<b>.480</b>	<b>7-22</b>	<b>.318</b>	<b>21-29</b>	<b>.724</b>	<b>8-23-31</b>	<b>26</b>	<b>9</b>	<b>17</b>	<b>6</b>	<b>5</b>
Carolina, W	93	32-59	.542	.517	.567	3-6	.500	26-38	.684	12-28-40	21	18	14	2	4
vs. Louisville	84	26-67	.388	.406	.371	11-31	.355	21-25	.840	16-19-35	29	8	14	4	5
<b>Carolina, L</b>	<b>59</b>	<b>27-63</b>	<b>.429</b>	<b>.379</b>	<b>.471</b>	<b>1-12</b>	<b>.083</b>	<b>4-11</b>	<b>.364</b>	<b>11-26-37</b>	<b>19</b>	<b>10</b>	<b>9</b>	<b>10</b>	<b>8</b>
<b>at UAB</b>	<b>63</b>	<b>19-62</b>	<b>.306</b>	<b>.400</b>	<b>.219</b>	<b>3-12</b>	<b>.250</b>	<b>22-28</b>	<b>.786</b>	<b>21-31-52</b>	<b>14</b>	<b>7</b>	<b>12</b>	<b>1</b>	<b>4</b>
Carolina, W	79	29-65	.446	.389	.517	2-11	.182	19-27	.704	16-33-49	20	14	13	5	7
at Michigan State	65	23-64	.359	.406	.313	7-24	.292	12-18	.667	13-25-38	19	12	14	7	6
<b>Carolina, W</b>	<b>81</b>	<b>32-66</b>	<b>.485</b>	<b>.472</b>	<b>.500</b>	<b>1-6</b>	<b>.167</b>	<b>16-26</b>	<b>.615</b>	<b>23-23-46</b>	<b>15</b>	<b>21</b>	<b>13</b>	<b>3</b>	<b>6</b>
<b>UNCG</b>	<b>50</b>	<b>20-49</b>	<b>.408</b>	<b>.286</b>	<b>.500</b>	<b>3-14</b>	<b>.214</b>	<b>7-13</b>	<b>.538</b>	<b>9-19-28</b>	<b>20</b>	<b>10</b>	<b>21</b>	<b>2</b>	<b>3</b>
Carolina, W	82	27-56	.482	.385	.567	2-7	.286	26-45	.578	12-20-32	26	10	9	6	10
Kentucky	77	22-54	.407	.400	.414	4-12	.333	29-43	.674	17-27-44	31	9	17	7	7
<b>Carolina, L</b>	<b>83</b>	<b>25-65</b>	<b>.385</b>	<b>.414</b>	<b>.361</b>	<b>9-19</b>	<b>.474</b>	<b>24-47</b>	<b>.511</b>	<b>15-27-42</b>	<b>24</b>	<b>13</b>	<b>8</b>	<b>5</b>	<b>7</b>
<b>Texas</b>	<b>86</b>	<b>29-72</b>	<b>.403</b>	<b>.425</b>	<b>.375</b>	<b>8-21</b>	<b>.381</b>	<b>20-33</b>	<b>.606</b>	<b>20-31-51</b>	<b>31</b>	<b>13</b>	<b>12</b>	<b>7</b>	<b>6</b>
Carolina, W (OT)	97	30-62	.484	.371	.583	3-6	.500	34-47	.723	12-30-42	24	19	15	11	11
Davidson	85	31-68	.456	.500	.500	9-23	.391	14-24	.583	13-22-35	31	14	22	0	3
<b>Carolina, W</b>	<b>75</b>	<b>24-51</b>	<b>.471</b>	<b>.444</b>	<b>.500</b>	<b>6-14</b>	<b>.429</b>	<b>21-31</b>	<b>.677</b>	<b>8-34-42</b>	<b>13</b>	<b>15</b>	<b>14</b>	<b>15</b>	<b>6</b>
<b>Northern Kentucky</b>	<b>60</b>	<b>22-66</b>	<b>.333</b>	<b>.394</b>	<b>.273</b>	<b>5-23</b>	<b>.217</b>	<b>11-16</b>	<b>.688</b>	<b>10-22-32</b>	<b>21</b>	<b>8</b>	<b>8</b>	<b>5</b>	<b>7</b>
Carolina, W	84	34-65	.523	.400	.629	3-9	.333	13-17	.765	19-27-46	16	20	16	3	12
UNC Wilmington	51	19-61	.311	.250	.400	3-17	.176	10-13	.769	16-14-30	15	9	17	3	11
<b>Carolina, L</b>	<b>67</b>	<b>29-75</b>	<b>.387</b>	<b>.325</b>	<b>.457</b>	<b>2-15</b>	<b>.133</b>	<b>7-11</b>	<b>.636</b>	<b>24-29-53</b>	<b>23</b>	<b>12</b>	<b>17</b>	<b>3</b>	<b>9</b>
<b>at Wake Forest</b>	<b>73</b>	<b>26-54</b>	<b>.481</b>	<b>.480</b>	<b>.483</b>	<b>2-12</b>	<b>.167</b>	<b>19-33</b>	<b>.576</b>	<b>8-26-34</b>	<b>14</b>	<b>15</b>	<b>13</b>	<b>6</b>	<b>11</b>
Carolina, L	57	20-65	.308	.296	.316	5-21	.238	12-20	.600	20-22-42	19	16	11	3	6
Miami	63	21-50	.420	.379	.476	5-17	.294	16-26	.615	9-29-38	19	15	13	7	7
<b>Carolina, L</b>	<b>45</b>	<b>20-51</b>	<b>.392</b>	<b>.385</b>	<b>.400</b>	<b>2-12</b>	<b>.167</b>	<b>3-9</b>	<b>.333</b>	<b>10-25-35</b>	<b>14</b>	<b>13</b>	<b>14</b>	<b>3</b>	<b>8</b>
<b>at Syracuse</b>	<b>57</b>	<b>21-60</b>	<b>.350</b>	<b>.407</b>	<b>.303</b>	<b>4-19</b>	<b>.211</b>	<b>11-15</b>	<b>.733</b>	<b>17-24-41</b>	<b>8</b>	<b>12</b>	<b>10</b>	<b>9</b>	<b>9</b>
Carolina, W	82	29-55	.527	.519	.536	4-12	.333	20-30	.667	9-20-29	22	19	12	6	9
Boston College	71	21-48	.438	.500	.385	11-23	.478	18-26	.692	10-22-32	23	15	18	2	7
<b>Carolina, L</b>	<b>61</b>	<b>26-63</b>	<b>.413</b>	<b>.394</b>	<b>.433</b>	<b>4-15</b>	<b>.267</b>	<b>5-12</b>	<b>.417</b>	<b>17-22-39</b>	<b>21</b>	<b>14</b>	<b>11</b>	<b>3</b>	<b>5</b>
<b>at Virginia</b>	<b>76</b>	<b>26-54</b>	<b>.481</b>	<b>.519</b>	<b>.444</b>	<b>8-20</b>	<b>.400</b>	<b>16-29</b>	<b>.552</b>	<b>14-24-38</b>	<b>12</b>	<b>16</b>	<b>8</b>	<b>2</b>	<b>6</b>
Carolina, W	80	31-56	.554	.500	.615	8-18	.444	10-19	.526	14-23-37	19	19	12	6	5
Clemson	61	18-53	.340	.231	.444	6-15	.400	19-25	.760	16-15-31	19	7	10	4	3
<b>Carolina, W</b>	<b>78</b>	<b>28-63</b>	<b>.444</b>	<b>.308</b>	<b>.667</b>	<b>5-13</b>	<b>.385</b>	<b>17-23</b>	<b>.739</b>	<b>13-32-45</b>	<b>22</b>	<b>20</b>	<b>6</b>	<b>3</b>	<b>2</b>
<b>at Georgia Tech</b>	<b>65</b>	<b>23-55</b>	<b>.418</b>	<b>.435</b>	<b>.406</b>	<b>4-17</b>	<b>.235</b>	<b>15-26</b>	<b>.577</b>	<b>6-27-33</b>	<b>21</b>	<b>10</b>	<b>10</b>	<b>5</b>	<b>1</b>
Carolina, W	84	28-69	.406	.424	.389	3-12	.250	25-33	.758	22-30-52	23	16	13	6	6
NC State	70	27-66	.409	.250	.654	2-10	.200	14-26	.538	12-24-36	21	7	12	6	8
<b>Carolina, W</b>	<b>75</b>	<b>25-51</b>	<b>.490</b>	<b>.452</b>	<b>.550</b>	<b>6-15</b>	<b>.400</b>	<b>19-37</b>	<b>.514</b>	<b>11-29-40</b>	<b>18</b>	<b>17</b>	<b>14</b>	<b>4</b>	<b>10</b>
<b>Maryland</b>	<b>63</b>	<b>22-56</b>	<b>.393</b>	<b>.286</b>	<b>.500</b>	<b>6-23</b>	<b>.261</b>	<b>13-20</b>	<b>.650</b>	<b>8-24-32</b>	<b>29</b>	<b>11</b>	<b>16</b>	<b>7</b>	<b>5</b>
Carolina, W	73	27-61	.443	.364	.536	3-11	.273	16-21	.762	15-22-37	12	12	11	4	13
at Notre Dame	62	25-55	.455	.391	.500	6-21	.286	6-10	.600	10-22-32	17	14	17	3	6
<b>Carolina, W</b>	<b>75</b>	<b>27-61</b>	<b>.443</b>	<b>.406</b>	<b>.483</b>	<b>6-14</b>	<b>.429</b>	<b>15-25</b>	<b>.600</b>	<b>16-24-40</b>	<b>20</b>	<b>14</b>	<b>13</b>	<b>9</b>	<b>7</b>
<b>Pittsburgh</b>	<b>71</b>	<b>26-64</b>	<b>.406</b>	<b>.444</b>	<b>.378</b>	<b>4-15</b>	<b>.267</b>	<b>15-23</b>	<b>.652</b>	<b>17-23-40</b>	<b>22</b>	<b>10</b>	<b>14</b>	<b>4</b>	<b>11</b>
Carolina, W	81	33-64	.516	.389	.679	3-13	.231	12-20	.600	14-28-42	25	16	9	6	6
at Florida State	75	25-58	.431	.414	.448	5-13	.385	20-28	.714	10-22-32	21	5	8	3	4
<b>Carolina, W</b>	<b>74</b>	<b>26-55</b>	<b>.473</b>	<b>.440</b>	<b>.500</b>	<b>2-9</b>	<b>.222</b>	<b>20-31</b>	<b>.645</b>	<b>15-28-43</b>	<b>17</b>	<b>12</b>	<b>13</b>	<b>3</b>	<b>5</b>
<b>Duke</b>	<b>66</b>	<b>27-63</b>	<b>.429</b>	<b>.500</b>	<b>.355</b>	<b>5-22</b>	<b>.227</b>	<b>7-12</b>	<b>.583</b>	<b>11-19-30</b>	<b>26</b>	<b>5</b>	<b>12</b>	<b>6</b>	<b>6</b>
Carolina, W	105	35-61	.574	.533	.613	11-15	.733	24-29	.828	12-23-35	19	24	10	3	5
Wake Forest	72	27-55	.491	.469	.522	6-12	.500	12-22	.545	7-17-24	22	12	14	1	4
<b>Carolina, W (OT)</b>	<b>85</b>	<b>30-66</b>	<b>.455</b>	<b>.385</b>	<b>.500</b>	<b>7-15</b>	<b>.467</b>	<b>18-31</b>	<b>.581</b>	<b>19-25-44</b>	<b>23</b>	<b>16</b>	<b>12</b>	<b>2</b>	<b>4</b>
<b>at NC State</b>	<b>84</b>	<b>29-62</b>	<b>.468</b>	<b>.444</b>	<b>.433</b>	<b>7-22</b>	<b>.318</b>	<b>19-31</b>	<b>.613</b>	<b>15-22-37</b>	<b>21</b>	<b>12</b>	<b>10</b>	<b>10</b>	<b>4</b>
Carolina, W	60	23-55	.418	.387	.458	5-17	.294	9-18	.500	11-22-33	20	13	7	3	7
at Virginia Tech	56	16-45	.356	.320	.400	7-24	.292	17-21	.810	7-27-34	17	10	12	3	4
<b>Carolina, W</b>	<b>63</b>	<b>25-54</b>	<b>.463</b>	<b>.500</b>	<b>.409</b>	<b>3-12</b>	<b>.250</b>	<b>10-22</b>	<b>.455</b>	<b>11-24-35</b>	<b>16</b>	<b>17</b>	<b>10</b>	<b>3</b>	<b>7</b>
<b>Notre Dame</b>	<b>61</b>	<b>25-52</b>	<b>.481</b>	<b>.423</b>	<b>.538</b>	<b>6-19</b>	<b>.316</b>	<b>5-12</b>	<b>.417</b>	<b>6-24-30</b>	<b>20</b>	<b>8</b>	<b>13</b>	<b>1</b>	<b>2</b>
Carolina, L	81	31-52	.596	.619	.581	5-12	.417	14-19	.737	6-14-20	22	12	13	5	8
at Duke	93	29-57	.509	.472	.571	8-23	.348	27-31	.871	16-18-34	20	12	13	2	9
<b>Carolina, L</b>	<b>75</b>	<b>25-61</b>	<b>.410</b>	<b>.393</b>	<b>.424</b>	<b>4-16</b>	<b>.250</b>	<b>21-32</b>	<b>.656</b>	<b>11-24-35</b>	<b>32</b>	<b>12</b>	<b>12</b>	<b>2</b>	<b>5</b>
<b>vs. Pitt (ACC)</b>	<b>80</b>	<b>27-52</b>	<b>.519</b>	<b>.542</b>	<b>.500</b>	<b>5-13</b>	<b>.385</b>	<b>21-41</b>	<b>.512</b>	<b>12-31-43</b>	<b>26</b>	<b>12</b>	<b>15</b>	<b>2</b>	<b>7</b>
Carolina, W	79	33-71	.465	.447	.485	4-15	.267	9-13	.692	21-19-40	19	15	9	4	7
vs. Providence (NCAA)	77	28-53	.528	.520	.536	4-16	.250	17-21	.810	9-17-26	14	12	10	8	4
<b>Carolina, L</b>	<b>83</b>	<b>33-70</b>	<b>.471</b>	<b>.400</b>	<b>.543</b>	<b>8-20</b>	<b>.400</b>	<b>9-15</b>	<b>.600</b>	<b>12-26-38</b>	<b>21</b>	<b>10</b>	<b>12</b>	<b>4</b>	<b>8</b>
<b>vs. Iowa State</b>	<b>85</b>	<b>29-66</b>	<b>.439</b>	<b>.343</b>	<b>.548</b>	<b>12-26</b>	<b>.462</b>	<b>15-21</b>	<b>.714</b>	<b>11-26-37</b>	<b>17</b>	<b>16</b>	<b>14</b>	<b>1</b>	<b>6</b>



## 2012-13 GAME-BY-GAME STATS

	PTS	FG	FG%	1st	2nd	3FG	3FG%	FT	FT%	O-D-REB	PF	A	TO	B	ST
Carolina, W	76	33-71	.465	.531	.410	1-12	.083	9-19	.474	22-26-48	11	14	18	2	12
Gardner-Webb	59	22-55	.400	.345	.462	6-22	.273	9-14	.643	9-23-32	19	11	22	5	11
<b>Carolina, W</b>	<b>80</b>	<b>31-71</b>	<b>.437</b>	<b>.342</b>	<b>.545</b>	<b>6-15</b>	<b>.400</b>	<b>12-27</b>	<b>.444</b>	<b>24-32-56</b>	<b>19</b>	<b>23</b>	<b>17</b>	<b>5</b>	<b>7</b>
<b>Florida Atlantic</b>	<b>56</b>	<b>17-61</b>	<b>.279</b>	<b>.250</b>	<b>.303</b>	<b>9-29</b>	<b>.310</b>	<b>13-21</b>	<b>.619</b>	<b>13-23-36</b>	<b>20</b>	<b>11</b>	<b>17</b>	<b>4</b>	<b>5</b>
Carolina, W	78	30-75	.400	.317	.500	10-26	.385	8-11	.727	23-32-55	12	17	13	7	10
at Long Beach	63	25-69	.362	.364	.361	5-25	.200	8-12	.667	12-27-39	9	10	14	5	5
<b>Carolina, W</b>	<b>95</b>	<b>37-78</b>	<b>.474</b>	<b>.543</b>	<b>.419</b>	<b>15-32</b>	<b>.469</b>	<b>6-9</b>	<b>.667</b>	<b>17-30-47</b>	<b>16</b>	<b>22</b>	<b>12</b>	<b>9</b>	<b>14</b>
<b>vs. Mississippi State</b>	<b>49</b>	<b>17-60</b>	<b>.283</b>	<b>.200</b>	<b>.400</b>	<b>2-17</b>	<b>.118</b>	<b>13-19</b>	<b>.684</b>	<b>17-26-43</b>	<b>11</b>	<b>6</b>	<b>21</b>	<b>5</b>	<b>4</b>
Carolina, L	71	27-63	.429	.320	.500	7-22	.318	10-12	.833	10-19-29	20	13	15	0	9
vs. Butler	82	25-53	.472	.387	.591	12-25	.480	20-25	.800	12-27-39	20	12	18	1	8
<b>Carolina, W</b>	<b>112</b>	<b>43-69</b>	<b>.623</b>	<b>.686</b>	<b>.559</b>	<b>13-27</b>	<b>.481</b>	<b>13-21</b>	<b>.619</b>	<b>14-27-41</b>	<b>13</b>	<b>26</b>	<b>9</b>	<b>5</b>	<b>15</b>
<b>vs. Chaminade</b>	<b>70</b>	<b>25-65</b>	<b>.385</b>	<b>.387</b>	<b>.382</b>	<b>13-34</b>	<b>.382</b>	<b>7-10</b>	<b>.700</b>	<b>15-17-32</b>	<b>20</b>	<b>16</b>	<b>19</b>	<b>0</b>	<b>6</b>
Carolina, L	59	26-69	.377	.485	.278	1-8	.125	6-14	.429	14-28-42	12	8	12	4	6
at Indiana	83	33-74	.446	.463	.424	8-20	.400	9-12	.750	15-34-49	16	21	10	6	6
<b>Carolina, W</b>	<b>102</b>	<b>37-70</b>	<b>.529</b>	<b>.368</b>	<b>.719</b>	<b>10-23</b>	<b>.435</b>	<b>18-21</b>	<b>.857</b>	<b>12-30-42</b>	<b>12</b>	<b>28</b>	<b>20</b>	<b>4</b>	<b>5</b>
<b>UAB</b>	<b>84</b>	<b>32-76</b>	<b>.421</b>	<b>.344</b>	<b>.477</b>	<b>12-27</b>	<b>.444</b>	<b>8-11</b>	<b>.727</b>	<b>12-21-33</b>	<b>20</b>	<b>17</b>	<b>18</b>	<b>0</b>	<b>12</b>
Carolina, W	78	31-73	.425	.486	.368	11-31	.355	5-7	.714	13-32-45	12	30	14	3	13
East Tennessee State	55	21-62	.339	.192	.444	7-24	.292	6-12	.500	11-30-41	10	8	22	3	9
<b>Carolina, W</b>	<b>93</b>	<b>34-67</b>	<b>.507</b>	<b>.552</b>	<b>.474</b>	<b>6-14</b>	<b>.429</b>	<b>19-24</b>	<b>.792</b>	<b>10-30-40</b>	<b>19</b>	<b>20</b>	<b>12</b>	<b>2</b>	<b>6</b>
<b>East Carolina</b>	<b>87</b>	<b>28-67</b>	<b>.418</b>	<b>.303</b>	<b>.529</b>	<b>10-27</b>	<b>.370</b>	<b>21-27</b>	<b>.778</b>	<b>10-26-36</b>	<b>20</b>	<b>15</b>	<b>10</b>	<b>5</b>	<b>8</b>
Carolina, L	67	21-67	.313	.300	.324	3-19	.158	22-32	.688	20-27-47	22	11	18	4	10
at Texas	85	30-74	.405	.413	.393	6-17	.353	19-26	.731	18-28-46	21	12	13	2	12
<b>Carolina, W</b>	<b>97</b>	<b>35-74</b>	<b>.473</b>	<b>.541</b>	<b>.405</b>	<b>13-28</b>	<b>.464</b>	<b>14-22</b>	<b>.636</b>	<b>22-35-57</b>	<b>17</b>	<b>29</b>	<b>14</b>	<b>3</b>	<b>5</b>
<b>McNeese State</b>	<b>63</b>	<b>26-73</b>	<b>.356</b>	<b>.357</b>	<b>.356</b>	<b>3-17</b>	<b>.176</b>	<b>8-19</b>	<b>.421</b>	<b>16-21-37</b>	<b>20</b>	<b>12</b>	<b>10</b>	<b>5</b>	<b>8</b>
Carolina, W	79	28-55	.509	.531	.478	3-10	.300	20-33	.606	11-22-33	20	12	12	3	12
UNLV	73	27-59	.458	.379	.533	8-17	.471	11-21	.524	14-24-38	25	15	17	2	7
<b>Carolina, L</b>	<b>52</b>	<b>19-51</b>	<b>.373</b>	<b>.320</b>	<b>.423</b>	<b>5-17</b>	<b>.294</b>	<b>9-17</b>	<b>.529</b>	<b>8-27-35</b>	<b>18</b>	<b>9</b>	<b>12</b>	<b>2</b>	<b>4</b>
<b>at Virginia</b>	<b>61</b>	<b>22-49</b>	<b>.449</b>	<b>.375</b>	<b>.520</b>	<b>8-14</b>	<b>.571</b>	<b>9-18</b>	<b>.500</b>	<b>5-27-32</b>	<b>14</b>	<b>14</b>	<b>11</b>	<b>6</b>	<b>6</b>
Carolina, L	59	24-60	.400	.481	.333	6-15	.400	5-8	.625	12-21-33	11	15	11	3	9
Miami	68	25-53	.472	.462	.481	9-26	.346	9-13	.692	8-26-34	11	10	12	8	7
<b>Carolina, W</b>	<b>77</b>	<b>29-60</b>	<b>.483</b>	<b>.433</b>	<b>.533</b>	<b>8-20</b>	<b>.400</b>	<b>11-16</b>	<b>.688</b>	<b>19-22-41</b>	<b>13</b>	<b>16</b>	<b>14</b>	<b>2</b>	<b>5</b>
<b>at Florida State</b>	<b>72</b>	<b>24-50</b>	<b>.480</b>	<b>.478</b>	<b>.481</b>	<b>11-22</b>	<b>.500</b>	<b>13-17</b>	<b>.765</b>	<b>6-13-19</b>	<b>15</b>	<b>17</b>	<b>10</b>	<b>4</b>	<b>8</b>
Carolina, W	62	23-65	.354	.484	.235	5-17	.294	11-18	.611	15-24-39	12	14	12	5	11
Maryland	52	21-53	.396	.333	.462	1-12	.083	9-14	.643	10-31-41	17	5	21	4	7
<b>Carolina, W</b>	<b>79</b>	<b>30-70</b>	<b>.429</b>	<b>.421</b>	<b>.438</b>	<b>6-17</b>	<b>.353</b>	<b>13-22</b>	<b>.591</b>	<b>13-32-45</b>	<b>8</b>	<b>19</b>	<b>14</b>	<b>10</b>	<b>9</b>
<b>Georgia Tech</b>	<b>63</b>	<b>27-75</b>	<b>.360</b>	<b>.333</b>	<b>.389</b>	<b>4-15</b>	<b>.267</b>	<b>5-6</b>	<b>.833</b>	<b>17-33-50</b>	<b>23</b>	<b>8</b>	<b>19</b>	<b>3</b>	<b>8</b>
Carolina, L	83	33-71	.465	.303	.605	8-22	.364	9-10	.900	9-23-32	16	21	14	4	6
at NC State	91	32-65	.492	.457	.533	7-13	.538	20-23	.870	12-30-42	9	22	16	3	9
<b>Carolina, W</b>	<b>82</b>	<b>30-62</b>	<b>.484</b>	<b>.529</b>	<b>.429</b>	<b>7-13</b>	<b>.538</b>	<b>15-20</b>	<b>.750</b>	<b>13-24-37</b>	<b>18</b>	<b>20</b>	<b>9</b>	<b>1</b>	<b>2</b>
<b>at Boston College</b>	<b>70</b>	<b>25-56</b>	<b>.446</b>	<b>.480</b>	<b>.419</b>	<b>7-20</b>	<b>.350</b>	<b>13-17</b>	<b>.765</b>	<b>7-19-26</b>	<b>21</b>	<b>12</b>	<b>10</b>	<b>5</b>	<b>4</b>
Carolina, W (OT)	72	24-64	.375	.310	.345	5-24	.208	19-27	.704	19-28-47	14	16	12	3	6
Virginia Tech	60	24-62	.387	.467	.320	4-13	.308	8-10	.800	10-24-34	20	10	14	5	8
<b>Carolina, W</b>	<b>87</b>	<b>32-62</b>	<b>.516</b>	<b>.621</b>	<b>.424</b>	<b>9-15</b>	<b>.600</b>	<b>14-25</b>	<b>.560</b>	<b>9-29-38</b>	<b>18</b>	<b>20</b>	<b>14</b>	<b>0</b>	<b>7</b>
<b>Wake Forest</b>	<b>62</b>	<b>24-55</b>	<b>.436</b>	<b>.391</b>	<b>.469</b>	<b>2-18</b>	<b>.111</b>	<b>12-17</b>	<b>.706</b>	<b>6-27-33</b>	<b>19</b>	<b>14</b>	<b>21</b>	<b>2</b>	<b>6</b>
Carolina, L	61	25-65	.385	.367	.400	6-20	.300	5-6	.833	11-18-29	15	10	11	3	3
at Miami	87	31-57	.544	.567	.519	15-26	.577	10-12	.833	9-29-38	7	17	13	6	3
<b>Carolina, L</b>	<b>68</b>	<b>25-66</b>	<b>.379</b>	<b>.419</b>	<b>.343</b>	<b>5-18</b>	<b>.278</b>	<b>13-23</b>	<b>.565</b>	<b>20-18-38</b>	<b>18</b>	<b>8</b>	<b>13</b>	<b>3</b>	<b>8</b>
<b>at Duke</b>	<b>73</b>	<b>25-56</b>	<b>.446</b>	<b>.387</b>	<b>.520</b>	<b>6-16</b>	<b>.375</b>	<b>17-20</b>	<b>.850</b>	<b>12-27-39</b>	<b>22</b>	<b>10</b>	<b>17</b>	<b>2</b>	<b>6</b>
Carolina, W	93	29-59	.492	.433	.552	13-28	.464	22-30	.733	11-22-33	11	18	7	2	11
Virginia	81	31-53	.585	.625	.552	12-21	.571	7-11	.636	3-21-24	21	12	14	2	7
<b>Carolina, W</b>	<b>70</b>	<b>25-66</b>	<b>.379</b>	<b>.378</b>	<b>.379</b>	<b>6-20</b>	<b>.300</b>	<b>14-17</b>	<b>.824</b>	<b>11-27-38</b>	<b>12</b>	<b>19</b>	<b>9</b>	<b>2</b>	<b>14</b>
<b>at Georgia Tech</b>	<b>58</b>	<b>23-58</b>	<b>.397</b>	<b>.438</b>	<b>.346</b>	<b>8-21</b>	<b>.381</b>	<b>4-11</b>	<b>.364</b>	<b>12-31-43</b>	<b>13</b>	<b>11</b>	<b>19</b>	<b>7</b>	<b>5</b>
Carolina, W	76	28-64	.438	.429	.448	9-21	.429	11-16	.688	10-24-34	12	19	10	5	9
NC State	65	27-61	.443	.400	.484	5-16	.312	6-13	.462	14-29-43	17	16	17	6	4
<b>Carolina, W</b>	<b>68</b>	<b>26-55</b>	<b>.473</b>	<b>.469</b>	<b>.478</b>	<b>8-22</b>	<b>.364</b>	<b>8-15</b>	<b>.533</b>	<b>8-22-30</b>	<b>12</b>	<b>19</b>	<b>9</b>	<b>3</b>	<b>7</b>
<b>at Clemson</b>	<b>59</b>	<b>23-58</b>	<b>.397</b>	<b>.345</b>	<b>.448</b>	<b>4-17</b>	<b>.235</b>	<b>9-11</b>	<b>.818</b>	<b>14-25-39</b>	<b>14</b>	<b>12</b>	<b>15</b>	<b>0</b>	<b>6</b>
Carolina, W	79	31-56	.554	.581	.520	9-15	.600	6-10	.600	7-24-31	13	20	11	3	6
Florida State	58	23-62	.371	.344	.400	4-18	.222	8-8	1.000	12-19-31	12	10	15	7	7
<b>Carolina, W</b>	<b>79</b>	<b>25-55</b>	<b>.455</b>	<b>.448</b>	<b>.462</b>	<b>10-24</b>	<b>.417</b>	<b>19-24</b>	<b>.792</b>	<b>10-23-33</b>	<b>14</b>	<b>13</b>	<b>12</b>	<b>4</b>	<b>11</b>
<b>at Maryland</b>	<b>68</b>	<b>27-63</b>	<b>.429</b>	<b>.375</b>	<b>.484</b>	<b>3-23</b>	<b>.130</b>	<b>11-15</b>	<b>.733</b>	<b>13-21-34</b>	<b>18</b>	<b>9</b>	<b>14</b>	<b>4</b>	<b>7</b>
Carolina, L	53	21-62	.339	.273	.414	1-14	.071	10-13	.769	18-13-31	13	10	11	2	6
Duke	66	27-49	.551	.692	.391	5-15	.333	10-12	.833	9-23-32	14	12	15	1	5
<b>Carolina, W</b>	<b>83</b>	<b>31-63</b>	<b>.492</b>	<b>.375</b>	<b>.613</b>	<b>10-22</b>	<b>.455</b>	<b>11-12</b>	<b>.917</b>	<b>12-21-33</b>	<b>15</b>	<b>20</b>	<b>7</b>	<b>3</b>	<b>8</b>
<b>vs. Florida State (ACC)</b>	<b>62</b>	<b>23-51</b>	<b>.451</b>	<b>.370</b>	<b>.542</b>	<b>3-12</b>	<b>.250</b>	<b>13-18</b>	<b>.722</b>	<b>9-21-30</b>	<b>17</b>	<b>8</b>	<b>18</b>	<b>6</b>	<b>4</b>
Carolina, W	79	27-61	.443	.429	.462	7-21	.333	18-26	.692	9-27-36	19	12	7	3	6
vs. Maryland	76	25-61	.410	.345	.469	8-21	.381	18-26	.692	13-27-40	20	14	10	0	4
<b>Carolina, L</b>	<b>77</b>	<b>27-60</b>	<b>.450</b>	<b>.438</b>	<b>.464</b>	<b>13-29</b>	<b>.448</b>	<b>10-11</b>	<b>.909</b>	<b>10-18-28</b>	<b>18</b>	<b>17</b>	<b>9</b>	<b>0</b>	<b>6</b>
<b>vs. Miami</b>	<b>87</b>	<b>30-59</b>	<b>.508</b>	<b>.545</b>	<b>.462</b>	<b>12-22</b>	<b>.545</b>	<b>15-20</b>	<b>.750</b>	<b>12-24-36</b>	<b>10</b>	<b>13</b>	<b>8</b>	<b>3</b>	<b>6</b>
Carolina, W	78	24-49	.490	.500	.480	11-21	.524	19-27	.704	6-22-28	14	18	17	2	10
vs. Villanova (NCAA)	71	27-61	.443	.500	.405	4-21	.190	13-19	.684	15-22-37	22	6	16	2	9
<b>Carolina, L</b>	<b>58</b>	<b>22-73</b>	<b>.301</b>	<b>.262</b>	<b>.355</b>	<b>6-21</b>	<b>.286</b>	<b>8-10</b>	<b>.800</b>	<b>16-20-36</b>	<b>19</b>	<b>10</b>	<b>11</b>	<b>1</b>	<b>15</b>
<b>vs. Kansas</b>	<b>70</b>	<b>24-55</b>	<b>.436</b>	<b>.250</b>	<b>.630</b>	<b>5-14</b>	<b>.357</b>	<b>17-21</b>	<b>.810</b>	<b>15-35-50</b>	<b>12</b>	<b>11</b>	<b>22</b>	<b>5</b>	<b>7</b>



## 2011-12 GAME-BY-GAME STATS

	PTS	FG	FG%	1st	2nd	3FG	3FG%	FT	FT%	O-D-REB	PF	A	TO	B	ST
Carolina, W	67	24-51	.471	.500	.440	4-12	.333	15-23	.652	8-26-34	14	14	14	11	6
vs. Michigan State	55	22-72	.306	.278	.333	2-20	.100	9-13	.692	24-25-49	25	8	15	3	7
<b>Carolina, W</b>	<b>91</b>	<b>32-54</b>	<b>.593</b>	<b>.576</b>	<b>.619</b>	<b>2-7</b>	<b>.286</b>	<b>25-35</b>	<b>.714</b>	<b>8-33-41</b>	<b>18</b>	<b>16</b>	<b>17</b>	<b>3</b>	<b>5</b>
<b>at UNC Asheville</b>	<b>75</b>	<b>25-63</b>	<b>.397</b>	<b>.382</b>	<b>.414</b>	<b>8-28</b>	<b>.286</b>	<b>17-24</b>	<b>.708</b>	<b>8-19-27</b>	<b>26</b>	<b>8</b>	<b>10</b>	<b>0</b>	<b>10</b>
Carolina, W	101	40-87	.460	.421	.490	5-19	.263	16-31	.516	30-32-62	13	27	15	5	10
Mississippi Valley State	75	29-76	.382	.308	.459	8-27	.296	9-11	.818	15-24-39	26	13	21	5	11
<b>Carolina, W</b>	<b>102</b>	<b>41-66</b>	<b>.621</b>	<b>.639</b>	<b>.600</b>	<b>11-18</b>	<b>.611</b>	<b>9-16</b>	<b>.562</b>	<b>11-32-43</b>	<b>10</b>	<b>32</b>	<b>11</b>	<b>6</b>	<b>9</b>
<b>Tennessee State</b>	<b>69</b>	<b>28-71</b>	<b>.394</b>	<b>.447</b>	<b>.333</b>	<b>11-31</b>	<b>.355</b>	<b>2-5</b>	<b>.400</b>	<b>12-17-29</b>	<b>16</b>	<b>19</b>	<b>12</b>	<b>3</b>	<b>6</b>
Carolina, W	87	31-67	.463	.457	.469	8-16	.500	17-30	.567	15-20-35	15	22	10	3	11
vs. South Carolina	62	23-55	.418	.480	.367	9-23	.391	7-12	.583	14-29-43	25	12	25	7	5
<b>Carolina, L</b>	<b>80</b>	<b>28-66</b>	<b>.424</b>	<b>.567</b>	<b>.306</b>	<b>4-9</b>	<b>.444</b>	<b>20-33</b>	<b>.606</b>	<b>11-28-39</b>	<b>22</b>	<b>14</b>	<b>10</b>	<b>2</b>	<b>6</b>
<b>vs. UNLV</b>	<b>90</b>	<b>31-71</b>	<b>.437</b>	<b>.394</b>	<b>.474</b>	<b>13-32</b>	<b>.406</b>	<b>15-18</b>	<b>.833</b>	<b>14-34-48</b>	<b>26</b>	<b>22</b>	<b>13</b>	<b>3</b>	<b>3</b>
Carolina, W	60	19-45	.422	.478	.364	3-9	.333	19-24	.792	10-32-42	12	9	14	6	2
Wisconsin	57	23-64	.359	.323	.394	8-28	.286	3-6	.500	10-19-29	21	6	4	4	9
<b>Carolina, L</b>	<b>72</b>	<b>25-60</b>	<b>.417</b>	<b>.484</b>	<b>.345</b>	<b>11-18</b>	<b>.611</b>	<b>11-14</b>	<b>.786</b>	<b>15-21-36</b>	<b>16</b>	<b>17</b>	<b>13</b>	<b>6</b>	<b>2</b>
<b>at Kentucky</b>	<b>73</b>	<b>28-63</b>	<b>.444</b>	<b>.368</b>	<b>.560</b>	<b>4-17</b>	<b>.235</b>	<b>13-18</b>	<b>.722</b>	<b>16-22-38</b>	<b>12</b>	<b>9</b>	<b>9</b>	<b>7</b>	<b>7</b>
Carolina, W	97	32-66	.485	.600	.389	7-19	.368	26-43	.605	21-41-62	15	19	13	7	9
Evansville	48	17-66	.258	.233	.278	6-27	.222	8-11	.727	10-20-30	32	10	17	0	3
<b>Carolina, W</b>	<b>84</b>	<b>35-68</b>	<b>.515</b>	<b>.485</b>	<b>.543</b>	<b>6-16</b>	<b>.375</b>	<b>8-10</b>	<b>.800</b>	<b>8-26-34</b>	<b>13</b>	<b>28</b>	<b>13</b>	<b>6</b>	<b>9</b>
<b>Long Beach State</b>	<b>78</b>	<b>33-70</b>	<b>.471</b>	<b>.514</b>	<b>.429</b>	<b>7-21</b>	<b>.333</b>	<b>5-8</b>	<b>.625</b>	<b>12-24-36</b>	<b>14</b>	<b>16</b>	<b>15</b>	<b>1</b>	<b>7</b>
Carolina, W	97	36-66	.545	.526	.571	2-9	.222	23-33	.697	14-25-39	15	17	7	4	5
Appalachian State	82	29-68	.426	.412	.441	9-20	.450	15-17	.882	13-19-32	26	13	10	4	4
<b>Carolina, W</b>	<b>99</b>	<b>37-85</b>	<b>.435</b>	<b>.404</b>	<b>.474</b>	<b>4-19</b>	<b>.211</b>	<b>21-41</b>	<b>.512</b>	<b>31-41-72</b>	<b>13</b>	<b>19</b>	<b>13</b>	<b>13</b>	<b>13</b>
<b>Nicholls</b>	<b>49</b>	<b>22-70</b>	<b>.314</b>	<b>.333</b>	<b>.300</b>	<b>2-22</b>	<b>.091</b>	<b>3-6</b>	<b>.500</b>	<b>9-26-35</b>	<b>26</b>	<b>11</b>	<b>23</b>	<b>2</b>	<b>7</b>
Carolina, W	82	28-63	.444	.424	.467	3-7	.429	23-31	.742	22-27-49	15	15	13	6	9
Texas	63	24-69	.348	.250	.455	9-25	.360	6-9	.667	17-17-34	19	10	13	6	9
<b>Carolina, W</b>	<b>100</b>	<b>39-83</b>	<b>.470</b>	<b>.462</b>	<b>.484</b>	<b>5-14</b>	<b>.357</b>	<b>17-25</b>	<b>.680</b>	<b>24-40-64</b>	<b>8</b>	<b>21</b>	<b>12</b>	<b>6</b>	<b>12</b>
<b>Elon</b>	<b>62</b>	<b>26-78</b>	<b>.333</b>	<b>.205</b>	<b>.462</b>	<b>7-28</b>	<b>.250</b>	<b>3-5</b>	<b>.600</b>	<b>10-25-35</b>	<b>21</b>	<b>12</b>	<b>14</b>	<b>7</b>	<b>4</b>
Carolina, W	102	37-68	.544	.618	.471	8-21	.381	20-33	.606	15-40-55	9	26	13	5	4
Monmouth	65	25-67	.373	.344	.400	11-27	.407	4-8	.500	4-22-26	28	18	12	0	4
<b>Carolina, W</b>	<b>83</b>	<b>31-66</b>	<b>.470</b>	<b>.484</b>	<b>.457</b>	<b>5-14</b>	<b>.357</b>	<b>16-21</b>	<b>.762</b>	<b>12-30-42</b>	<b>13</b>	<b>18</b>	<b>11</b>	<b>6</b>	<b>9</b>
<b>Boston College</b>	<b>60</b>	<b>24-57</b>	<b>.421</b>	<b>.440</b>	<b>.406</b>	<b>9-27</b>	<b>.333</b>	<b>3-9</b>	<b>.333</b>	<b>7-24-31</b>	<b>16</b>	<b>12</b>	<b>20</b>	<b>2</b>	<b>4</b>
Carolina, W	73	31-69	.449	.417	.485	2-16	.125	9-14	.643	16-29-45	11	15	12	2	10
Miami	56	23-55	.418	.345	.500	3-16	.188	7-10	.700	5-24-29	17	10	17	1	8
<b>Carolina, L</b>	<b>57</b>	<b>22-59</b>	<b>.373</b>	<b>.414</b>	<b>.333</b>	<b>4-21</b>	<b>.190</b>	<b>9-20</b>	<b>.450</b>	<b>14-21-35</b>	<b>21</b>	<b>8</b>	<b>22</b>	<b>9</b>	<b>6</b>
<b>at Florida State</b>	<b>90</b>	<b>30-62</b>	<b>.484</b>	<b>.500</b>	<b>.471</b>	<b>12-27</b>	<b>.444</b>	<b>18-24</b>	<b>.750</b>	<b>15-28-43</b>	<b>23</b>	<b>16</b>	<b>17</b>	<b>1</b>	<b>12</b>
Carolina, W	82	30-66	.455	.405	.517	4-14	.286	18-21	.857	19-32-51	11	12	14	9	4
at Virginia Tech	68	25-68	.368	.400	.333	13-31	.419	5-6	.833	11-17-28	17	14	8	3	6
<b>Carolina, W</b>	<b>74</b>	<b>31-64</b>	<b>.484</b>	<b>.472</b>	<b>.500</b>	<b>5-16</b>	<b>.312</b>	<b>7-13</b>	<b>.538</b>	<b>15-33-48</b>	<b>15</b>	<b>18</b>	<b>15</b>	<b>8</b>	<b>9</b>
<b>NC State</b>	<b>55</b>	<b>21-57</b>	<b>.368</b>	<b>.250</b>	<b>.520</b>	<b>9-20</b>	<b>.450</b>	<b>4-9</b>	<b>.444</b>	<b>6-20-26</b>	<b>14</b>	<b>16</b>	<b>17</b>	<b>0</b>	<b>10</b>
Carolina, W	93	33-61	.541	.600	.484	10-16	.625	17-25	.680	10-25-35	11	22	10	8	10
Georgia Tech	81	31-68	.456	.378	.548	9-20	.450	10-11	.909	12-19-31	17	9	15	5	8
<b>Carolina, W</b>	<b>68</b>	<b>22-71</b>	<b>.310</b>	<b>.343</b>	<b>.278</b>	<b>4-19</b>	<b>.211</b>	<b>20-26</b>	<b>.769</b>	<b>22-33-55</b>	<b>21</b>	<b>10</b>	<b>6</b>	<b>12</b>	<b>7</b>
<b>at Wake Forest</b>	<b>53</b>	<b>16-54</b>	<b>.296</b>	<b>.281</b>	<b>.318</b>	<b>2-18</b>	<b>.111</b>	<b>19-26</b>	<b>.731</b>	<b>10-30-40</b>	<b>20</b>	<b>8</b>	<b>11</b>	<b>6</b>	<b>2</b>
Carolina, W	83	31-70	.443	.424	.459	4-9	.444	17-26	.654	19-27-46	18	20	14	3	5
at Maryland	74	25-61	.410	.433	.387	4-17	.235	20-27	.741	13-26-39	23	7	13	7	5
<b>Carolina, L</b>	<b>84</b>	<b>31-63</b>	<b>.492</b>	<b>.417</b>	<b>.593</b>	<b>1-6</b>	<b>.167</b>	<b>21-30</b>	<b>.700</b>	<b>15-27-42</b>	<b>22</b>	<b>14</b>	<b>9</b>	<b>3</b>	<b>3</b>
<b>Duke</b>	<b>85</b>	<b>27-62</b>	<b>.435</b>	<b>.448</b>	<b>.424</b>	<b>14-36</b>	<b>.389</b>	<b>17-26</b>	<b>.654</b>	<b>12-23-35</b>	<b>25</b>	<b>8</b>	<b>10</b>	<b>2</b>	<b>5</b>
Carolina, W	70	24-68	.353	.323	.378	1-10	.100	21-27	.778	23-29-52	11	14	8	6	7
Virginia	52	20-55	.364	.414	.308	3-16	.188	9-13	.692	8-24-32	19	9	12	4	3
<b>Carolina, W</b>	<b>73</b>	<b>26-68</b>	<b>.382</b>	<b>.375</b>	<b>.389</b>	<b>5-18</b>	<b>.278</b>	<b>16-23</b>	<b>.696</b>	<b>24-22-46</b>	<b>12</b>	<b>17</b>	<b>8</b>	<b>6</b>	<b>8</b>
<b>at Miami</b>	<b>64</b>	<b>25-64</b>	<b>.391</b>	<b>.424</b>	<b>.355</b>	<b>8-23</b>	<b>.348</b>	<b>6-8</b>	<b>.750</b>	<b>18-22-40</b>	<b>21</b>	<b>10</b>	<b>14</b>	<b>2</b>	<b>4</b>
Carolina, W	74	31-63	.492	.412	.586	6-14	.429	6-8	.750	11-28-39	15	19	12	7	7
Clemson	52	18-48	.375	.321	.450	6-17	.353	10-16	.625	5-21-26	12	10	15	3	7
<b>Carolina, W</b>	<b>86</b>	<b>29-57</b>	<b>.509</b>	<b>.486</b>	<b>.545</b>	<b>10-19</b>	<b>.526</b>	<b>18-24</b>	<b>.750</b>	<b>11-29-40</b>	<b>14</b>	<b>19</b>	<b>9</b>	<b>8</b>	<b>3</b>
<b>at NC State</b>	<b>74</b>	<b>29-70</b>	<b>.414</b>	<b>.471</b>	<b>.361</b>	<b>3-13</b>	<b>.231</b>	<b>13-23</b>	<b>.565</b>	<b>18-22-40</b>	<b>20</b>	<b>11</b>	<b>4</b>	<b>3</b>	<b>6</b>
Carolina, W	54	17-51	.333	.320	.346	2-14	.143	18-23	.783	12-36-48	11	8	11	4	2
at Virginia	51	21-60	.350	.387	.310	6-23	.261	3-6	.500	5-24-29	17	7	4	7	3
<b>Carolina, W</b>	<b>88</b>	<b>28-71</b>	<b>.394</b>	<b>.382</b>	<b>.405</b>	<b>5-19</b>	<b>.405</b>	<b>27-33</b>	<b>.818</b>	<b>17-25-42</b>	<b>20</b>	<b>18</b>	<b>7</b>	<b>6</b>	<b>8</b>
<b>Maryland</b>	<b>64</b>	<b>23-63</b>	<b>.365</b>	<b>.323</b>	<b>.406</b>	<b>5-20</b>	<b>.250</b>	<b>13-21</b>	<b>.619</b>	<b>14-27-41</b>	<b>25</b>	<b>8</b>	<b>17</b>	<b>5</b>	<b>1</b>
Carolina, W	88	36-66	.545	.526	.571	4-13	.308	12-15	.800	14-31-45	21	13	12	1	2
at Duke	70	26-63	.413	.265	.586	6-21	.286	12-21	.571	10-18-28	19	12	6	2	7
<b>Carolina, W</b>	<b>85</b>	<b>31-61</b>	<b>.508</b>	<b>.429</b>	<b>.615</b>	<b>7-15</b>	<b>.467</b>	<b>16-26</b>	<b>.615</b>	<b>11-30-41</b>	<b>14</b>	<b>21</b>	<b>10</b>	<b>4</b>	<b>8</b>
<b>vs. Maryland (ACC)</b>	<b>69</b>	<b>24-62</b>	<b>.387</b>	<b>.308</b>	<b>.444</b>	<b>8-24</b>	<b>.333</b>	<b>13-21</b>	<b>.619</b>	<b>11-23-34</b>	<b>18</b>	<b>10</b>	<b>13</b>	<b>6</b>	<b>5</b>
Carolina, W	69	24-54	.444	.429	.462	5-20	.250	16-22	.727	6-28-34	19	19	15	0	5
vs. NC State	67	26-58	.448	.469	.423	3-11	.273	12-18	.667	8-25-33	23	10	16	1	7
<b>Carolina, L</b>	<b>82</b>	<b>28-71</b>	<b>.394</b>	<b>.441</b>	<b>.351</b>	<b>5-20</b>	<b>.250</b>	<b>21-24</b>	<b>.875</b>	<b>19-20-39</b>	<b>14</b>	<b>12</b>	<b>7</b>	<b>1</b>	<b>7</b>
<b>vs. Florida State</b>	<b>85</b>	<b>33-56</b>	<b>.589</b>	<b>.625</b>	<b>.542</b>	<b>11-22</b>	<b>.500</b>	<b>8-11</b>	<b>.727</b>	<b>6-24-30</b>	<b>19</b>	<b>21</b>	<b>15</b>	<b>6</b>	<b>4</b>
Carolina, W	77	27-65	.415	.414	.417	5-18	.278	18-24	.750	15-22-37	10	14	11	6	14
vs. Vermont (NCAA)	58	25-63	.397	.379	.412	3-18	.167	5-8	.625	16-26-42	19	8	20	2	6
<b>Carolina, W</b>	<b>87</b>	<b>33-65</b>	<b>.508</b>	<b>.545</b>	<b>.469</b>	<b>8-16</b>	<b>.500</b>	<b>13-19</b>	<b>.684</b>	<b>11-33-44</b>	<b>8</b>	<b>16</b>	<b>9</b>	<b>9</b>	<b>4</b>
<b>vs. Creighton</b>	<b>73</b>	<b>28-68</b>	<b>.412</b>	<b>.375</b>	<b>.464</b>	<b>8-20</b>	<b>.400</b>	<b>9-12</b>	<b>.750</b>	<b>9-26-35</b>	<b>18</b>	<b>11</b>	<b>9</b>	<b>3</b>	<b>7</b>
Carolina, W	73	26-65	.400	.400	.387	7-22	.318	14-24	.583	22-41-63	13	18			





## 2010-11 GAME-BY-GAME STATS

	PTS	FG	FG%	1st	2nd	3FG	3FG%	FT	FT%	O-D-REB	PF	A	TO	B	ST
Carolina, W	80	30-63	.476	.517	.441	4-13	.308	16-29	.552	15-33-48	20	12	14	10	6
Lipscomb	66	22-63	.349	.351	.346	9-29	.310	13-21	.619	14-25-39	25	15	17	2	9
<b>Carolina, W</b>	<b>107</b>	<b>40-71</b>	<b>.563</b>	<b>.541</b>	<b>.588</b>	<b>12-17</b>	<b>.706</b>	<b>15-26</b>	<b>.577</b>	<b>21-29-50</b>	<b>16</b>	<b>29</b>	<b>12</b>	<b>3</b>	<b>6</b>
<b>vs. Hofstra</b>	<b>63</b>	<b>26-63</b>	<b>.413</b>	<b>.519</b>	<b>.333</b>	<b>5-13</b>	<b>.385</b>	<b>6-14</b>	<b>.429</b>	<b>11-18-29</b>	<b>20</b>	<b>11</b>	<b>16</b>	<b>4</b>	<b>6</b>
Carolina, L	67	24-65	.369	.290	.441	4-18	.222	15-25	.600	15-24-39	24	13	16	5	5
vs. Minnesota	72	23-55	.418	.346	.483	7-25	.280	19-31	.613	13-33-46	21	13	19	1	8
<b>Carolina, L</b>	<b>65</b>	<b>22-54</b>	<b>.407</b>	<b>.429</b>	<b>.385</b>	<b>3-11</b>	<b>.273</b>	<b>18-27</b>	<b>.667</b>	<b>15-20-35</b>	<b>25</b>	<b>8</b>	<b>22</b>	<b>3</b>	<b>8</b>
<b>vs. Vanderbilt</b>	<b>72</b>	<b>22-47</b>	<b>.468</b>	<b>.636</b>	<b>.320</b>	<b>7-18</b>	<b>.389</b>	<b>21-27</b>	<b>.778</b>	<b>10-24-34</b>	<b>20</b>	<b>14</b>	<b>21</b>	<b>4</b>	<b>5</b>
Carolina, W	80	27-58	.466	.536	.400	3-9	.333	23-31	.742	17-34-51	15	14	19	8	5
UNC Asheville	69	27-73	.370	.400	.342	6-21	.286	9-13	.692	13-19-32	24	9	10	3	13
<b>Carolina, W</b>	<b>74</b>	<b>28-60</b>	<b>.393</b>	<b>.393</b>	<b>.531</b>	<b>2-8</b>	<b>.250</b>	<b>16-27</b>	<b>.593</b>	<b>15-28-43</b>	<b>14</b>	<b>15</b>	<b>14</b>	<b>4</b>	<b>5</b>
<b>College of Charleston</b>	<b>69</b>	<b>27-71</b>	<b>.380</b>	<b>.367</b>	<b>.390</b>	<b>9-30</b>	<b>.300</b>	<b>6-12</b>	<b>.500</b>	<b>19-23-42</b>	<b>20</b>	<b>10</b>	<b>14</b>	<b>3</b>	<b>4</b>
Carolina, L	67	27-58	.466	.412	.542	5-15	.333	8-17	.471	10-24-34	15	15	18	1	6
at Illinois	79	32-63	.508	.469	.548	8-12	.667	7-9	.778	9-26-35	17	19	14	2	10
<b>Carolina, W</b>	<b>75</b>	<b>24-58</b>	<b>.414</b>	<b>.455</b>	<b>.360</b>	<b>1-11</b>	<b>.091</b>	<b>26-37</b>	<b>.703</b>	<b>9-34-43</b>	<b>20</b>	<b>13</b>	<b>12</b>	<b>9</b>	<b>4</b>
<b>Kentucky</b>	<b>73</b>	<b>24-62</b>	<b>.387</b>	<b>.469</b>	<b>.300</b>	<b>9-21</b>	<b>.429</b>	<b>16-21</b>	<b>.762</b>	<b>8-29-37</b>	<b>26</b>	<b>12</b>	<b>11</b>	<b>3</b>	<b>8</b>
Carolina, W	76	23-54	.426	.500	.333	4-18	.222	26-36	.722	11-31-42	14	13	12	9	8
at Evansville	49	19-60	.317	.333	.300	3-20	.150	8-9	.889	11-24-35	24	11	23	2	6
<b>Carolina, W</b>	<b>96</b>	<b>36-64</b>	<b>.562</b>	<b>.529</b>	<b>.600</b>	<b>11-23</b>	<b>.478</b>	<b>13-22</b>	<b>.591</b>	<b>7-28-35</b>	<b>13</b>	<b>22</b>	<b>11</b>	<b>0</b>	<b>6</b>
<b>Long Beach State</b>	<b>91</b>	<b>37-73</b>	<b>.507</b>	<b>.441</b>	<b>.564</b>	<b>10-31</b>	<b>.323</b>	<b>7-13</b>	<b>.538</b>	<b>12-25-37</b>	<b>21</b>	<b>21</b>	<b>12</b>	<b>0</b>	<b>5</b>
Carolina, L	76	29-66	.439	.375	.500	3-11	.273	15-20	.750	13-24-37	19	13	12	2	3
vs. Texas	78	30-68	.441	.353	.529	5-14	.357	13-19	.684	16-24-40	22	13	11	1	3
<b>Carolina, W</b>	<b>85</b>	<b>32-73</b>	<b>.438</b>	<b>.444</b>	<b>.432</b>	<b>7-23</b>	<b>.304</b>	<b>14-21</b>	<b>.667</b>	<b>19-28-47</b>	<b>15</b>	<b>20</b>	<b>12</b>	<b>6</b>	<b>14</b>
<b>William and Mary</b>	<b>60</b>	<b>23-62</b>	<b>.371</b>	<b>.267</b>	<b>.469</b>	<b>6-26</b>	<b>.231</b>	<b>8-12</b>	<b>.667</b>	<b>13-26-39</b>	<b>18</b>	<b>14</b>	<b>21</b>	<b>3</b>	<b>6</b>
Carolina, W	78	29-62	.468	.567	.375	11-23	.478	9-18	.500	11-35-46	14	16	16	7	9
vs. Rutgers	55	20-59	.339	.300	.379	5-22	.227	10-16	.625	7-24-31	21	10	16	4	11
<b>Carolina, W</b>	<b>103</b>	<b>39-66</b>	<b>.591</b>	<b>.625</b>	<b>.559</b>	<b>8-17</b>	<b>.471</b>	<b>17-27</b>	<b>.630</b>	<b>13-31-44</b>	<b>12</b>	<b>22</b>	<b>10</b>	<b>10</b>	<b>9</b>
<b>Saint Francis (Pa.)</b>	<b>54</b>	<b>22-67</b>	<b>.328</b>	<b>.406</b>	<b>.257</b>	<b>1-15</b>	<b>.067</b>	<b>9-11</b>	<b>.818</b>	<b>13-19-32</b>	<b>22</b>	<b>13</b>	<b>16</b>	<b>0</b>	<b>5</b>
Carolina, W	62	20-54	.370	.464	.269	3-11	.273	19-27	.704	11-28-39	13	7	8	3	7
at Virginia	56	21-51	.412	.536	.261	6-17	.353	8-12	.667	4-28-32	22	8	11	4	5
<b>Carolina, W</b>	<b>64</b>	<b>26-63</b>	<b>.413</b>	<b>.370</b>	<b>.444</b>	<b>5-21</b>	<b>.238</b>	<b>7-17</b>	<b>.412</b>	<b>18-28-46</b>	<b>17</b>	<b>17</b>	<b>17</b>	<b>6</b>	<b>6</b>
<b>Virginia Tech</b>	<b>61</b>	<b>21-53</b>	<b>.396</b>	<b>.407</b>	<b>.385</b>	<b>11-23</b>	<b>.478</b>	<b>8-15</b>	<b>.533</b>	<b>8-25-33</b>	<b>21</b>	<b>9</b>	<b>18</b>	<b>3</b>	<b>13</b>
Carolina, L	58	16-58	.276	.333	.200	2-12	.167	24-32	.750	14-26-40	18	9	18	3	5
at Georgia Tech	78	32-65	.492	.452	.529	7-21	.333	7-12	.583	10-30-40	21	15	13	5	13
<b>Carolina, W</b>	<b>75</b>	<b>27-58</b>	<b>.466</b>	<b>.514</b>	<b>.391</b>	<b>4-16</b>	<b>.250</b>	<b>17-25</b>	<b>.680</b>	<b>10-33-43</b>	<b>12</b>	<b>12</b>	<b>14</b>	<b>8</b>	<b>10</b>
<b>Clemson</b>	<b>65</b>	<b>25-71</b>	<b>.352</b>	<b>.457</b>	<b>.250</b>	<b>10-29</b>	<b>.345</b>	<b>5-10</b>	<b>.500</b>	<b>17-24-41</b>	<b>19</b>	<b>11</b>	<b>15</b>	<b>1</b>	<b>7</b>
Carolina, W	74	28-58	.483	.581	.370	6-16	.375	12-14	.857	14-20-34	14	15	11	6	4
at Miami	71	26-57	.456	.536	.379	13-28	.464	6-10	.600	13-17-30	15	14	12	3	5
<b>Carolina, W</b>	<b>84</b>	<b>33-70</b>	<b>.471</b>	<b>.378</b>	<b>.576</b>	<b>4-16</b>	<b>.250</b>	<b>14-24</b>	<b>.583</b>	<b>20-33-53</b>	<b>18</b>	<b>19</b>	<b>15</b>	<b>8</b>	<b>7</b>
<b>NC State</b>	<b>64</b>	<b>24-66</b>	<b>.364</b>	<b>.233</b>	<b>.472</b>	<b>3-12</b>	<b>.250</b>	<b>13-19</b>	<b>.684</b>	<b>14-25-39</b>	<b>21</b>	<b>12</b>	<b>16</b>	<b>4</b>	<b>7</b>
Carolina, W	106	39-68	.574	.588	.559	11-21	.524	17-20	.850	10-30-40	16	27	9	4	6
at Boston College	74	24-68	.353	.394	.314	13-33	.394	13-21	.619	19-21-40	15	18	16	4	5
<b>Carolina, W</b>	<b>89</b>	<b>34-61</b>	<b>.557</b>	<b>.485</b>	<b>.643</b>	<b>8-20</b>	<b>.400</b>	<b>13-21</b>	<b>.619</b>	<b>10-27-37</b>	<b>19</b>	<b>23</b>	<b>11</b>	<b>2</b>	<b>4</b>
<b>Florida State</b>	<b>69</b>	<b>28-60</b>	<b>.467</b>	<b>.500</b>	<b>.438</b>	<b>4-21</b>	<b>.400</b>	<b>9-18</b>	<b>.500</b>	<b>11-20-31</b>	<b>22</b>	<b>15</b>	<b>14</b>	<b>7</b>	<b>5</b>
Carolina, L	73	29-68	.426	.472	.375	2-14	.143	13-22	.591	15-32-47	23	10	14	4	5
at Duke	79	28-68	.412	.333	.500	8-26	.308	15-23	.652	15-26-41	16	11	12	4	5
<b>Carolina, W</b>	<b>64</b>	<b>20-53</b>	<b>.377</b>	<b>.357</b>	<b>.400</b>	<b>2-14</b>	<b>.143</b>	<b>22-32</b>	<b>.688</b>	<b>8-28-36</b>	<b>17</b>	<b>7</b>	<b>9</b>	<b>5</b>	<b>10</b>
<b>at Clemson</b>	<b>62</b>	<b>21-61</b>	<b>.344</b>	<b>.273</b>	<b>.429</b>	<b>9-29</b>	<b>.310</b>	<b>11-17</b>	<b>.647</b>	<b>15-32-47</b>	<b>23</b>	<b>10</b>	<b>16</b>	<b>3</b>	<b>7</b>
Carolina, W	78	26-71	.366	.382	.351	5-27	.185	21-28	.750	20-30-50	12	20	8	7	6
Wake Forest	64	23-61	.377	.367	.387	8-20	.400	10-10	1.000	8-27-35	25	8	13	4	5
<b>Carolina, W</b>	<b>48</b>	<b>21-57</b>	<b>.368</b>	<b>.333</b>	<b>.400</b>	<b>2-11</b>	<b>.182</b>	<b>4-8</b>	<b>.500</b>	<b>15-29-44</b>	<b>14</b>	<b>10</b>	<b>13</b>	<b>4</b>	<b>3</b>
<b>Boston College</b>	<b>46</b>	<b>14-52</b>	<b>.269</b>	<b>.280</b>	<b>.259</b>	<b>7-27</b>	<b>.259</b>	<b>11-14</b>	<b>.786</b>	<b>9-21-30</b>	<b>12</b>	<b>9</b>	<b>9</b>	<b>2</b>	<b>11</b>
Carolina, W	75	28-66	.424	.364	.485	5-16	.313	14-18	.778	19-28-47	12	9	11	7	6
at NC State	63	28-65	.431	.400	.457	3-14	.214	4-10	.400	12-21-33	17	17	10	4	7
<b>Carolina, W</b>	<b>87</b>	<b>32-80</b>	<b>.400</b>	<b>.347</b>	<b>.484</b>	<b>6-21</b>	<b>.286</b>	<b>17-22</b>	<b>.773</b>	<b>20-29-49</b>	<b>15</b>	<b>23</b>	<b>11</b>	<b>9</b>	<b>8</b>
<b>Maryland</b>	<b>76</b>	<b>30-73</b>	<b>.411</b>	<b>.342</b>	<b>.486</b>	<b>2-12</b>	<b>.167</b>	<b>14-18</b>	<b>.778</b>	<b>15-28-43</b>	<b>20</b>	<b>12</b>	<b>13</b>	<b>4</b>	<b>9</b>
Carolina, W	72	26-55	.473	.516	.417	6-12	.500	14-18	.778	13-26-39	16	13	15	6	3
at Florida State	70	29-60	.483	.516	.448	5-12	.417	7-13	.538	9-19-28	16	13	10	6	9
<b>Carolina, W</b>	<b>81</b>	<b>33-63</b>	<b>.524</b>	<b>.579</b>	<b>.440</b>	<b>4-9</b>	<b>.444</b>	<b>11-21</b>	<b>.524</b>	<b>12-30-42</b>	<b>18</b>	<b>18</b>	<b>10</b>	<b>1</b>	<b>3</b>
<b>Duke</b>	<b>67</b>	<b>22-62</b>	<b>.355</b>	<b>.371</b>	<b>.333</b>	<b>6-27</b>	<b>.222</b>	<b>17-22</b>	<b>.773</b>	<b>12-23-35</b>	<b>21</b>	<b>9</b>	<b>9</b>	<b>2</b>	<b>4</b>
Carolina, W	61	22-50	.440	.304	.556	10-21	.476	7-10	.700	11-28-39	13	17	20	5	1
vs. Miami (ACC)	59	22-60	.367	.414	.323	9-26	.346	6-9	.667	13-18-31	14	9	13	1	12
<b>Carolina, W (OT)</b>	<b>92</b>	<b>30-62</b>	<b>.484</b>	<b>.391</b>	<b>.567</b>	<b>8-16</b>	<b>.500</b>	<b>24-34</b>	<b>.706</b>	<b>18-21-39</b>	<b>17</b>	<b>17</b>	<b>15</b>	<b>4</b>	<b>8</b>
<b>vs. Clemson</b>	<b>87</b>	<b>33-66</b>	<b>.500</b>	<b>.556</b>	<b>.500</b>	<b>12-24</b>	<b>.500</b>	<b>9-16</b>	<b>.563</b>	<b>15-20-35</b>	<b>25</b>	<b>16</b>	<b>16</b>	<b>1</b>	<b>12</b>
Carolina, L	58	21-62	.339	.300	.375	2-8	.250	14-21	.667	19-25-44	16	8	16	5	4
vs. Duke	75	29-58	.500	.621	.379	9-20	.450	8-15	.533	9-27-36	20	14	12	4	7
<b>Carolina, W</b>	<b>102</b>	<b>34-67</b>	<b>.507</b>	<b>.528</b>	<b>.484</b>	<b>3-17</b>	<b>.176</b>	<b>31-42</b>	<b>.738</b>	<b>12-42-54</b>	<b>19</b>	<b>21</b>	<b>18</b>	<b>10</b>	<b>3</b>
<b>vs. Long Island (NCAA)</b>	<b>87</b>	<b>31-85</b>	<b>.365</b>	<b>.390</b>	<b>.341</b>	<b>8-31</b>	<b>.258</b>	<b>17-25</b>	<b>.680</b>	<b>16-23-39</b>	<b>28</b>	<b>19</b>	<b>14</b>	<b>1</b>	<b>11</b>
Carolina, W	86	31-66	.470	.444	.500	6-12	.500	18-23	.783	12-25-37	9	18	9	5	7
vs. Washington	83	33-72	.458	.450	.469	10-19	.526	7-7	1.000	14-26-40	20	17	13	2	6
<b>Carolina, W</b>	<b>81</b>	<b>31-74</b>	<b>.419</b>	<b>.450</b>	<b>.382</b>	<b>5-16</b>	<b>.313</b>	<b>14-21</b>	<b>.667</b>	<b>22-26-48</b>	<b>16</b>	<b>15</b>	<b>7</b>	<b>8</b>	<b>11</b>
<b>vs. Marquette</b>	<b>63</b>	<b>23-63</b>	<b>.365</b>	<b>.200</b>	<b>.515</b>	<b>2-16</b>	<b>.125</b>	<b>15-20</b>	<b>.750</b>	<b>18-24-42</b>	<b>17</b>	<b>8</b>	<b>18</b>	<b>8</b>	<b>4</b>
Carolina, L	69	27-62	.435	.367	.500	3-16	.188								



## 2009-10 GAME-BY-GAME STATS

	PTS	FG	FG%	1st	2nd	3FG	3FG%	FT	FT%	O-D-REB	PF	A	TO	B	ST
Carolina, W	88	34-61	.557	.500	.640	4-13	.308	16-19	.842	12-32-44	19	23	26	8	10
FIU	72	25-68	.368	.303	.429	8-23	.348	14-17	.824	13-16-29	18	15	20	2	14
<b>Carolina, W</b>	<b>89</b>	<b>35-59</b>	<b>.593</b>	<b>.688</b>	<b>.481</b>	<b>5-13</b>	<b>.385</b>	<b>14-19</b>	<b>.737</b>	<b>13-33-46</b>	<b>11</b>	<b>29</b>	<b>19</b>	<b>9</b>	<b>10</b>
<b>NC Central</b>	<b>42</b>	<b>14-55</b>	<b>.255</b>	<b>.348</b>	<b>.188</b>	<b>4-9</b>	<b>.444</b>	<b>10-18</b>	<b>.556</b>	<b>12-12-24</b>	<b>18</b>	<b>9</b>	<b>21</b>	<b>3</b>	<b>10</b>
Carolina, W	88	32-57	.561	.536	.586	6-15	.400	18-29	.621	12-30-42	16	24	14	4	5
Valparaiso	77	29-67	.433	.343	.531	12-27	.444	7-10	.700	8-15-23	23	14	9	2	10
<b>Carolina, W</b>	<b>77</b>	<b>26-53</b>	<b>.491</b>	<b>.483</b>	<b>.500</b>	<b>7-15</b>	<b>.467</b>	<b>18-25</b>	<b>.720</b>	<b>10-23-33</b>	<b>21</b>	<b>17</b>	<b>19</b>	<b>6</b>	<b>8</b>
<b>vs. Ohio State</b>	<b>73</b>	<b>26-61</b>	<b>.426</b>	<b>.290</b>	<b>.567</b>	<b>6-21</b>	<b>.286</b>	<b>15-22</b>	<b>.682</b>	<b>15-22-37</b>	<b>22</b>	<b>10</b>	<b>16</b>	<b>3</b>	<b>8</b>
Carolina, L	71	24-63	.381	.387	.375	4-16	.250	19-26	.731	19-23-42	11	14	19	4	7
vs. Syracuse	87	37-68	.544	.455	.629	9-21	.429	4-10	.400	12-25-37	18	20	16	2	14
<b>Carolina, W</b>	<b>93</b>	<b>37-66</b>	<b>.561</b>	<b>.548</b>	<b>.583</b>	<b>1-4</b>	<b>.250</b>	<b>18-33</b>	<b>.545</b>	<b>17-33-50</b>	<b>8</b>	<b>21</b>	<b>16</b>	<b>3</b>	<b>11</b>
<b>Gardner-Webb</b>	<b>72</b>	<b>26-69</b>	<b>.377</b>	<b>.429</b>	<b>.324</b>	<b>15-36</b>	<b>.417</b>	<b>5-7</b>	<b>.714</b>	<b>11-21-32</b>	<b>23</b>	<b>19</b>	<b>22</b>	<b>2</b>	<b>8</b>
Carolina, W	80	32-68	.471	.526	.400	4-10	.400	12-24	.500	18-27-45	10	20	8	7	6
Nevada	73	31-75	.413	.432	.395	5-21	.238	6-6	1.000	16-26-42	17	8	7	4	4
<b>Carolina, W</b>	<b>89</b>	<b>33-57</b>	<b>.579</b>	<b>.636</b>	<b>.500</b>	<b>5-10</b>	<b>.500</b>	<b>18-30</b>	<b>.600</b>	<b>10-29-39</b>	<b>15</b>	<b>21</b>	<b>17</b>	<b>8</b>	<b>5</b>
<b>Michigan State</b>	<b>82</b>	<b>34-79</b>	<b>.430</b>	<b>.389</b>	<b>.465</b>	<b>2-20</b>	<b>.100</b>	<b>12-16</b>	<b>.750</b>	<b>19-20-39</b>	<b>24</b>	<b>16</b>	<b>11</b>	<b>2</b>	<b>15</b>
Carolina, L	66	26-67	.388	.367	.405	7-20	.350	7-13	.538	16-21-37	18	11	16	4	9
at Kentucky	68	24-54	.444	.571	.308	6-16	.375	14-22	.636	11-28-39	17	13	21	8	8
<b>Carolina, W</b>	<b>103</b>	<b>40-74</b>	<b>.541</b>	<b>.524</b>	<b>.562</b>	<b>7-23</b>	<b>.304</b>	<b>16-22</b>	<b>.727</b>	<b>17-31-48</b>	<b>8</b>	<b>25</b>	<b>9</b>	<b>10</b>	<b>11</b>
<b>Presbyterian</b>	<b>64</b>	<b>25-61</b>	<b>.410</b>	<b>.273</b>	<b>.571</b>	<b>9-23</b>	<b>.391</b>	<b>5-7</b>	<b>.714</b>	<b>6-20-26</b>	<b>14</b>	<b>9</b>	<b>17</b>	<b>4</b>	<b>5</b>
Carolina, L	90	36-75	.480	.390	.588	7-13	.538	11-19	.579	12-29-41	25	17	16	9	6
vs. Texas	103	36-87	.414	.431	.389	7-22	.318	24-34	.706	29-31-60	21	13	13	6	11
<b>Carolina, W</b>	<b>98</b>	<b>34-71</b>	<b>.479</b>	<b>.385</b>	<b>.594</b>	<b>7-11</b>	<b>.636</b>	<b>23-29</b>	<b>.793</b>	<b>19-34-53</b>	<b>9</b>	<b>22</b>	<b>17</b>	<b>8</b>	<b>6</b>
<b>Marshall</b>	<b>61</b>	<b>28-78</b>	<b>.359</b>	<b>.447</b>	<b>.275</b>	<b>4-18</b>	<b>.222</b>	<b>1-4</b>	<b>.250</b>	<b>15-19-34</b>	<b>21</b>	<b>11</b>	<b>18</b>	<b>8</b>	<b>9</b>
Carolina, W	81	27-59	.458	.536	.387	3-7	.429	24-35	.686	17-28-45	12	13	16	5	7
Rutgers	67	30-70	.429	.457	.400	3-23	.130	4-9	.444	13-21-34	24	14	13	4	6
<b>Carolina, W</b>	<b>87</b>	<b>33-66</b>	<b>.500</b>	<b>.417</b>	<b>.600</b>	<b>4-11</b>	<b>.364</b>	<b>17-27</b>	<b>.630</b>	<b>14-27-41</b>	<b>14</b>	<b>18</b>	<b>18</b>	<b>7</b>	<b>10</b>
<b>Albany</b>	<b>70</b>	<b>26-64</b>	<b>.406</b>	<b>.333</b>	<b>.484</b>	<b>9-30</b>	<b>.300</b>	<b>9-13</b>	<b>.692</b>	<b>13-25-38</b>	<b>22</b>	<b>19</b>	<b>24</b>	<b>5</b>	<b>8</b>
Carolina, L (OT)	79	27-71	.380	.368	.379	1-6	.167	24-34	.706	21-35-56	14	13	13	10	6
at Coll. of Charleston	82	33-76	.434	.444	.412	13-32	.406	3-6	.500	10-26-36	22	18	10	10	9
<b>Carolina, W</b>	<b>78</b>	<b>28-52</b>	<b>.538</b>	<b>.448</b>	<b>.652</b>	<b>5-16</b>	<b>.312</b>	<b>17-22</b>	<b>.773</b>	<b>10-28-38</b>	<b>19</b>	<b>14</b>	<b>18</b>	<b>10</b>	<b>7</b>
<b>Virginia Tech</b>	<b>64</b>	<b>24-67</b>	<b>.358</b>	<b>.378</b>	<b>.333</b>	<b>4-18</b>	<b>.222</b>	<b>12-18</b>	<b>.667</b>	<b>17-18-35</b>	<b>19</b>	<b>11</b>	<b>12</b>	<b>3</b>	<b>10</b>
Carolina, L	64	27-61	.443	.464	.424	3-12	.250	7-10	.700	14-24-38	16	12	26	4	10
at Clemson	83	29-61	.475	.576	.357	7-26	.269	18-20	.900	7-23-30	14	14	14	3	14
<b>Carolina, L</b>	<b>71</b>	<b>22-58</b>	<b>.379</b>	<b>.417</b>	<b>.353</b>	<b>7-17</b>	<b>.412</b>	<b>20-24</b>	<b>.833</b>	<b>17-24-41</b>	<b>17</b>	<b>14</b>	<b>17</b>	<b>7</b>	<b>4</b>
<b>Georgia Tech</b>	<b>73</b>	<b>28-65</b>	<b>.431</b>	<b>.429</b>	<b>.435</b>	<b>6-13</b>	<b>.462</b>	<b>11-15</b>	<b>.733</b>	<b>15-21-36</b>	<b>20</b>	<b>11</b>	<b>13</b>	<b>4</b>	<b>11</b>
Carolina, L	69	26-71	.366	.389	.343	6-26	.231	11-15	.733	19-19-38	18	17	9	4	6
Wake Forest	82	30-60	.500	.469	.536	9-16	.562	13-18	.722	14-28-42	17	12	12	7	6
<b>Carolina, W</b>	<b>77</b>	<b>29-57</b>	<b>.509</b>	<b>.452</b>	<b>.577</b>	<b>6-13</b>	<b>.462</b>	<b>13-22</b>	<b>.591</b>	<b>11-28-39</b>	<b>14</b>	<b>11</b>	<b>10</b>	<b>3</b>	<b>6</b>
<b>at NC State</b>	<b>63</b>	<b>23-59</b>	<b>.390</b>	<b>.500</b>	<b>.290</b>	<b>7-22</b>	<b>.318</b>	<b>10-11</b>	<b>.909</b>	<b>8-22-30</b>	<b>20</b>	<b>13</b>	<b>10</b>	<b>4</b>	<b>4</b>
Carolina, L	60	20-56	.357	.345	.370	9-22	.409	11-22	.500	16-19-35	16	11	17	1	8
Virginia	75	27-52	.519	.533	.500	7-17	.412	14-18	.778	8-22-30	16	18	16	5	9
<b>Carolina, L</b>	<b>70</b>	<b>23-53</b>	<b>.434</b>	<b>.414</b>	<b>.458</b>	<b>4-15</b>	<b>.267</b>	<b>20-30</b>	<b>.667</b>	<b>13-27-40</b>	<b>19</b>	<b>12</b>	<b>19</b>	<b>3</b>	<b>3</b>
<b>at Virginia Tech</b>	<b>74</b>	<b>26-67</b>	<b>.388</b>	<b>.353</b>	<b>.424</b>	<b>4-19</b>	<b>.211</b>	<b>18-22</b>	<b>.818</b>	<b>14-22-36</b>	<b>24</b>	<b>16</b>	<b>10</b>	<b>4</b>	<b>8</b>
Carolina, L	71	26-69	.377	.412	.343	5-16	.313	14-21	.667	16-24-40	13	14	14	4	8
at Maryland	92	35-68	.515	.444	.594	12-23	.522	10-12	.833	10-29-39	14	26	13	6	9
<b>Carolina, L</b>	<b>54</b>	<b>20-58</b>	<b>.345</b>	<b>.323</b>	<b>.370</b>	<b>5-19</b>	<b>.263</b>	<b>9-16</b>	<b>.562</b>	<b>14-28-42</b>	<b>16</b>	<b>8</b>	<b>12</b>	<b>12</b>	<b>2</b>
<b>Duke</b>	<b>64</b>	<b>22-69</b>	<b>.319</b>	<b>.225</b>	<b>.448</b>	<b>9-18</b>	<b>.500</b>	<b>11-18</b>	<b>.611</b>	<b>23-28-51</b>	<b>16</b>	<b>12</b>	<b>8</b>	<b>5</b>	<b>8</b>
Carolina, W	74	25-60	.417	.464	.375	5-15	.333	19-29	.655	17-27-44	17	12	10	6	10
NC State	61	23-56	.411	.400	.423	5-18	.278	10-17	.588	10-22-32	24	16	12	5	5
<b>Carolina, L</b>	<b>51</b>	<b>19-59</b>	<b>.322</b>	<b>.226</b>	<b>.429</b>	<b>3-15</b>	<b>.200</b>	<b>10-24</b>	<b>.417</b>	<b>14-25-39</b>	<b>19</b>	<b>10</b>	<b>19</b>	<b>4</b>	<b>8</b>
<b>at Georgia Tech</b>	<b>68</b>	<b>25-56</b>	<b>.446</b>	<b>.484</b>	<b>.400</b>	<b>6-15</b>	<b>.400</b>	<b>12-24</b>	<b>.500</b>	<b>12-32-44</b>	<b>20</b>	<b>14</b>	<b>20</b>	<b>4</b>	<b>9</b>
Carolina, L	67	25-64	.391	.378	.407	1-8	.125	16-24	.667	21-18-39	14	7	11	5	2
at Boston College	71	27-67	.403	.424	.382	6-17	.353	11-13	.846	20-23-43	19	17	7	3	4
<b>Carolina, L</b>	<b>67</b>	<b>21-50</b>	<b>.420</b>	<b>.520</b>	<b>.320</b>	<b>6-17</b>	<b>.353</b>	<b>19-28</b>	<b>.679</b>	<b>9-22-31</b>	<b>14</b>	<b>13</b>	<b>14</b>	<b>1</b>	<b>10</b>
<b>Florida State</b>	<b>77</b>	<b>27-57</b>	<b>.474</b>	<b>.531</b>	<b>.400</b>	<b>11-24</b>	<b>.458</b>	<b>12-18</b>	<b>.667</b>	<b>11-25-36</b>	<b>20</b>	<b>20</b>	<b>15</b>	<b>6</b>	<b>11</b>
Carolina, W	77	26-65	.400	.364	.438	6-16	.375	19-33	.576	19-33-52	17	16	12	9	3
at Wake Forest	68	22-74	.297	.273	.317	9-25	.360	15-24	.625	21-29-50	28	12	11	4	7
<b>Carolina, W</b>	<b>69</b>	<b>23-57</b>	<b>.404</b>	<b>.455</b>	<b>.333</b>	<b>6-18</b>	<b>.333</b>	<b>17-23</b>	<b>.739</b>	<b>15-36-51</b>	<b>11</b>	<b>16</b>	<b>17</b>	<b>6</b>	<b>5</b>
<b>Miami</b>	<b>62</b>	<b>23-66</b>	<b>.348</b>	<b>.312</b>	<b>.382</b>	<b>8-34</b>	<b>.235</b>	<b>8-12</b>	<b>.667</b>	<b>8-19-27</b>	<b>20</b>	<b>12</b>	<b>8</b>	<b>7</b>	<b>13</b>
Carolina, L	50	16-48	.333	.370	.286	1-5	.200	17-26	.654	11-17-28	16	9	15	3	4
at Duke	82	26-57	.456	.516	.385	8-21	.381	22-23	.957	14-23-37	22	16	9	5	6
<b>Carolina, L</b>	<b>58</b>	<b>23-69</b>	<b>.333</b>	<b>.361</b>	<b>.303</b>	<b>2-16</b>	<b>.125</b>	<b>10-14</b>	<b>.714</b>	<b>21-25-46</b>	<b>15</b>	<b>16</b>	<b>10</b>	<b>2</b>	<b>5</b>
<b>vs. Georgia Tech (ACC)</b>	<b>62</b>	<b>24-56</b>	<b>.429</b>	<b>.346</b>	<b>.500</b>	<b>5-19</b>	<b>.263</b>	<b>9-16</b>	<b>.563</b>	<b>11-26-37</b>	<b>14</b>	<b>11</b>	<b>14</b>	<b>8</b>	<b>6</b>
Carolina, W	80	28-57	.491	.531	.440	6-17	.353	18-26	.692	10-25-35	11	18	11	4	11
William & Mary (NIT)	72	26-62	.419	.429	.412	16-43	.372	4-4	1.000	9-24-33	18	22	17	1	6
<b>Carolina, W</b>	<b>76</b>	<b>32-66</b>	<b>.485</b>	<b>.486</b>	<b>.484</b>	<b>5-14</b>	<b>.357</b>	<b>7-10</b>	<b>.700</b>	<b>13-28-41</b>	<b>19</b>	<b>17</b>	<b>11</b>	<b>5</b>	<b>5</b>
<b>at Miss. State</b>	<b>74</b>	<b>24-58</b>	<b>.414</b>	<b>.313</b>	<b>.538</b>	<b>11-29</b>	<b>.379</b>	<b>15-21</b>	<b>.714</b>	<b>9-23-32</b>	<b>12</b>	<b>12</b>	<b>8</b>	<b>5</b>	<b>7</b>
Carolina, W	60	22-53	.415	.345	.500	3-14	.214	13-20	.650	13-27-40	18	13	15	7	3
at UAB	55	15-52	.288	.269	.308	6-19	.316	19-26	.731	14-24-38	15	8	12	2	7
<b>Carolina, W (OT)</b>	<b>68</b>	<b>29-83</b>	<b>.349</b>	<b>.311</b>	<b>.395</b>	<b>2-17</b>	<b>.118</b>	<b>8-16</b>	<b>.500</b>	<b>27-33-60</b>	<b>17</b>	<b>13</b>	<b>17</b>	<b>6</b>	<b>8</b>
<b>vs. Rhode Island</b>	<b>67</b>	<b>25-68</b>	<b>.368</b>	<b>.314</b>	<b>.424</b>	<b>5-20</b>	<b>.250</b>	<b>12-18</b>	<b>.667</b>	<b>15-30-45</b>	<b>18</b>	<b>13</b>	<b>18</b>	<b>9</b>	<b>11</b>
Carolina, L	68	26-61	.426	.382	.481										



## 2008-09 GAME-BY-GAME STATS

	PTS	FG	FG%	1st	2nd	3FG	3FG%	FT	FT%	O-D-REB	PF	A	TO	B	ST
Carolina, W	86	28-60	.467	.576	.333	7-22	.318	23-33	.697	14-28-42	18	22	13	6	9
Penn	71	24-60	.400	.419	.379	11-33	.333	12-17	.706	9-23-32	30	14	16	3	10
<b>Carolina, W</b>	<b>77</b>	<b>29-70</b>	<b>.414</b>	<b>.444</b>	<b>.382</b>	<b>7-13</b>	<b>.538</b>	<b>12-18</b>	<b>.667</b>	<b>16-19-35</b>	<b>18</b>	<b>16</b>	<b>10</b>	<b>4</b>	<b>16</b>
<b>Kentucky</b>	<b>58</b>	<b>20-45</b>	<b>.444</b>	<b>.375</b>	<b>.524</b>	<b>3-12</b>	<b>.250</b>	<b>15-19</b>	<b>.789</b>	<b>8-29-37</b>	<b>20</b>	<b>14</b>	<b>28</b>	<b>10</b>	<b>6</b>
Carolina, W	84	28-59	.475	.448	.500	6-19	.316	22-31	.710	14-26-40	16	15	15	3	11
at UCSB	67	25-55	.455	.519	.393	7-19	.368	10-13	.769	6-22-28	23	18	21	3	10
<b>Carolina, W</b>	<b>115</b>	<b>48-79</b>	<b>.608</b>	<b>.525</b>	<b>.692</b>	<b>10-22</b>	<b>.455</b>	<b>9-17</b>	<b>.529</b>	<b>12-24-36</b>	<b>17</b>	<b>26</b>	<b>7</b>	<b>7</b>	<b>14</b>
<b>at Chaminade</b>	<b>70</b>	<b>25-60</b>	<b>.417</b>	<b>.286</b>	<b>.531</b>	<b>8-23</b>	<b>.348</b>	<b>12-16</b>	<b>.750</b>	<b>11-21-32</b>	<b>15</b>	<b>13</b>	<b>24</b>	<b>1</b>	<b>2</b>
Carolina, W	98	33-65	.508	.516	.500	10-23	.435	22-33	.667	16-42-58	20	21	18	8	6
vs. Oregon	69	22-73	.301	.211	.400	9-29	.310	16-21	.762	11-22-33	25	14	14	4	14
<b>Carolina, W</b>	<b>102</b>	<b>39-70</b>	<b>.557</b>	<b>.529</b>	<b>.583</b>	<b>5-13</b>	<b>.385</b>	<b>19-21</b>	<b>.905</b>	<b>14-30-44</b>	<b>14</b>	<b>19</b>	<b>8</b>	<b>4</b>	<b>7</b>
<b>vs. Notre Dame</b>	<b>87</b>	<b>32-78</b>	<b>.410</b>	<b>.359</b>	<b>.462</b>	<b>15-36</b>	<b>.417</b>	<b>8-11</b>	<b>.727</b>	<b>17-19-36</b>	<b>18</b>	<b>20</b>	<b>8</b>	<b>3</b>	<b>3</b>
Carolina, W	116	44-77	.571	.553	.590	14-27	.519	14-21	.667	15-37-52	12	30	11	9	17
UNC Asheville	48	18-68	.265	.242	.286	3-18	.167	9-17	.529	18-21-39	16	8	25	7	7
<b>Carolina, W</b>	<b>98</b>	<b>34-71</b>	<b>.479</b>	<b>.513</b>	<b>.438</b>	<b>6-19</b>	<b>.316</b>	<b>24-29</b>	<b>.828</b>	<b>11-35-46</b>	<b>18</b>	<b>20</b>	<b>9</b>	<b>7</b>	<b>15</b>
<b>vs. Michigan State</b>	<b>63</b>	<b>23-66</b>	<b>.348</b>	<b>.516</b>	<b>.200</b>	<b>4-17</b>	<b>.235</b>	<b>13-21</b>	<b>.619</b>	<b>12-28-40</b>	<b>20</b>	<b>15</b>	<b>22</b>	<b>7</b>	<b>4</b>
Carolina, W	100	37-69	.536	.594	.486	4-11	.364	22-30	.733	11-25-36	14	20	16	8	8
Oral Roberts	84	33-74	.446	.424	.463	10-25	.400	8-13	.615	18-25-43	25	16	25	1	10
<b>Carolina W</b>	<b>91</b>	<b>33-66</b>	<b>.500</b>	<b>.485</b>	<b>.515</b>	<b>6-16</b>	<b>.375</b>	<b>19-26</b>	<b>.731</b>	<b>12-32-44</b>	<b>16</b>	<b>17</b>	<b>16</b>	<b>11</b>	<b>7</b>
<b>Evansville</b>	<b>73</b>	<b>32-69</b>	<b>.464</b>	<b>.414</b>	<b>.514</b>	<b>2-10</b>	<b>.200</b>	<b>7-15</b>	<b>.467</b>	<b>8-25-33</b>	<b>21</b>	<b>19</b>	<b>14</b>	<b>3</b>	<b>5</b>
Carolina, W	85	26-56	.464	.500	.438	8-27	.296	25-31	.806	16-18-34	23	20	17	2	14
vs. Valparaiso	63	21-46	.457	.500	.409	4-12	.333	17-27	.630	12-15-27	25	11	25	1	9
<b>Carolina, W</b>	<b>97</b>	<b>35-68</b>	<b>.515</b>	<b>.525</b>	<b>.500</b>	<b>4-14</b>	<b>.286</b>	<b>23-28</b>	<b>.821</b>	<b>18-22-40</b>	<b>12</b>	<b>23</b>	<b>12</b>	<b>4</b>	<b>10</b>
<b>Rutgers</b>	<b>75</b>	<b>28-59</b>	<b>.475</b>	<b>.517</b>	<b>.433</b>	<b>7-19</b>	<b>.368</b>	<b>12-13</b>	<b>.923</b>	<b>10-16-26</b>	<b>21</b>	<b>15</b>	<b>19</b>	<b>2</b>	<b>8</b>
Carolina, W	84	30-59	.508	.517	.500	5-15	.333	19-27	.704	13-25-38	17	19	13	5	8
at Nevada	61	22-63	.349	.429	.286	1-10	.100	16-24	.667	20-19-39	19	9	15	4	8
<b>Carolina, L</b>	<b>78</b>	<b>28-73</b>	<b>.384</b>	<b>.500</b>	<b>.293</b>	<b>7-22</b>	<b>.318</b>	<b>15-27</b>	<b>.556</b>	<b>28-22-50</b>	<b>15</b>	<b>15</b>	<b>15</b>	<b>5</b>	<b>5</b>
<b>Boston College</b>	<b>85</b>	<b>32-70</b>	<b>.457</b>	<b>.442</b>	<b>.481</b>	<b>9-24</b>	<b>.375</b>	<b>12-16</b>	<b>.750</b>	<b>16-24-40</b>	<b>18</b>	<b>12</b>	<b>11</b>	<b>8</b>	<b>11</b>
Carolina W	108	41-70	.586	.595	.576	7-15	.467	19-22	.864	10-37-47	13	25	14	5	9
College of Charleston	70	23-69	.333	.469	.216	10-33	.303	14-16	.875	7-19-26	16	10	12	4	9
<b>Carolina L</b>	<b>89</b>	<b>26-74</b>	<b>.351</b>	<b>.429</b>	<b>.282</b>	<b>6-23</b>	<b>.261</b>	<b>31-38</b>	<b>.816</b>	<b>21-30-51</b>	<b>28</b>	<b>9</b>	<b>18</b>	<b>8</b>	<b>6</b>
<b>at Wake Forest</b>	<b>92</b>	<b>29-61</b>	<b>.475</b>	<b>.424</b>	<b>.536</b>	<b>6-14</b>	<b>.429</b>	<b>28-39</b>	<b>.718</b>	<b>8-29-37</b>	<b>27</b>	<b>13</b>	<b>16</b>	<b>7</b>	<b>8</b>
Carolina, W	83	27-64	.422	.500	.353	5-14	.357	24-28	.857	14-33-47	9	21	9	10	3
at Virginia	61	25-82	.305	.389	.239	4-27	.148	7-9	.778	24-26-50	17	9	10	6	4
<b>Carolina, W</b>	<b>82</b>	<b>28-63</b>	<b>.444</b>	<b>.423</b>	<b>.459</b>	<b>11-23</b>	<b>.478</b>	<b>15-18</b>	<b>.833</b>	<b>11-29-40</b>	<b>14</b>	<b>18</b>	<b>14</b>	<b>7</b>	<b>5</b>
<b>Miami</b>	<b>65</b>	<b>27-68</b>	<b>.397</b>	<b>.351</b>	<b>.452</b>	<b>6-21</b>	<b>.286</b>	<b>5-11</b>	<b>.455</b>	<b>16-25-41</b>	<b>16</b>	<b>10</b>	<b>14</b>	<b>4</b>	<b>9</b>
Carolina, W	94	35-66	.530	.533	.528	5-16	.312	19-27	.704	13-28-41	15	25	13	6	8
Clemson	70	24-68	.353	.424	.286	9-22	.409	13-19	.684	17-22-39	21	14	17	5	6
<b>Carolina, W</b>	<b>80</b>	<b>24-63</b>	<b>.381</b>	<b>.375</b>	<b>.391</b>	<b>7-19</b>	<b>.368</b>	<b>25-32</b>	<b>.781</b>	<b>21-21-42</b>	<b>19</b>	<b>11</b>	<b>21</b>	<b>4</b>	<b>7</b>
<b>at Florida State</b>	<b>77</b>	<b>28-60</b>	<b>.467</b>	<b>.467</b>	<b>.467</b>	<b>6-16</b>	<b>.375</b>	<b>15-21</b>	<b>.714</b>	<b>13-21-34</b>	<b>25</b>	<b>11</b>	<b>19</b>	<b>4</b>	<b>12</b>
Carolina, W	93	35-62	.565	.563	.567	5-15	.333	18-20	.900	11-28-39	17	14	11	4	4
at NC State	76	28-67	.418	.324	.533	11-26	.423	9-13	.692	13-17-30	21	13	9	3	6
<b>Carolina, W</b>	<b>108</b>	<b>36-70</b>	<b>.514</b>	<b>.500</b>	<b>.536</b>	<b>16-25</b>	<b>.640</b>	<b>20-27</b>	<b>.741</b>	<b>16-23-39</b>	<b>18</b>	<b>24</b>	<b>16</b>	<b>4</b>	<b>10</b>
<b>Maryland</b>	<b>91</b>	<b>36-75</b>	<b>.480</b>	<b>.556</b>	<b>.410</b>	<b>3-10</b>	<b>.300</b>	<b>16-21</b>	<b>.762</b>	<b>18-21-39</b>	<b>20</b>	<b>22</b>	<b>16</b>	<b>4</b>	<b>8</b>
Carolina, W	76	28-67	.418	.333	.500	9-25	.360	11-17	.647	16-30-46	9	22	12	6	5
Virginia	61	23-63	.365	.314	.429	10-20	.500	5-7	.714	8-26-34	16	17	12	3	9
<b>Carolina W</b>	<b>101</b>	<b>34-62</b>	<b>.548</b>	<b>.500</b>	<b>.594</b>	<b>6-15</b>	<b>.400</b>	<b>27-31</b>	<b>.871</b>	<b>12-24-36</b>	<b>17</b>	<b>13</b>	<b>15</b>	<b>2</b>	<b>8</b>
<b>at Duke</b>	<b>87</b>	<b>34-70</b>	<b>.486</b>	<b>.618</b>	<b>.361</b>	<b>8-24</b>	<b>.333</b>	<b>11-18</b>	<b>.611</b>	<b>14-17-31</b>	<b>23</b>	<b>18</b>	<b>15</b>	<b>3</b>	<b>12</b>
Carolina, W	69	26-67	.388	.364	.412	10-25	.400	7-8	.875	16-28-44	8	18	13	4	4
at Miami	65	26-68	.382	.306	.469	11-29	.379	2-2	1.000	14-25-39	12	14	12	6	5
<b>Carolina, W</b>	<b>89</b>	<b>36-65</b>	<b>.554</b>	<b>.485</b>	<b>.625</b>	<b>4-12</b>	<b>.333</b>	<b>13-15</b>	<b>.867</b>	<b>12-22-34</b>	<b>15</b>	<b>18</b>	<b>9</b>	<b>5</b>	<b>12</b>
<b>NC State</b>	<b>80</b>	<b>33-61</b>	<b>.541</b>	<b>.455</b>	<b>.643</b>	<b>11-20</b>	<b>.550</b>	<b>3-7</b>	<b>.429</b>	<b>10-18-28</b>	<b>16</b>	<b>20</b>	<b>15</b>	<b>5</b>	<b>2</b>
Carolina, L (OT)	85	29-77	.377	.395	.353	5-19	.263	22-28	.786	25-26-51	21	5	15	1	5
at Maryland	88	31-68	.456	.324	.615	13-30	.433	13-17	.765	13-27-40	23	18	16	10	6
<b>Carolina, W</b>	<b>104</b>	<b>37-69</b>	<b>.536</b>	<b>.472</b>	<b>.606</b>	<b>4-14</b>	<b>.286</b>	<b>26-29</b>	<b>.897</b>	<b>14-31-45</b>	<b>10</b>	<b>26</b>	<b>15</b>	<b>1</b>	<b>12</b>
<b>Georgia Tech</b>	<b>74</b>	<b>31-69</b>	<b>.449</b>	<b>.438</b>	<b>.459</b>	<b>9-25</b>	<b>.360</b>	<b>3-10</b>	<b>.300</b>	<b>11-20-31</b>	<b>24</b>	<b>17</b>	<b>18</b>	<b>7</b>	<b>8</b>
Carolina, W	86	27-66	.409	.429	.387	6-19	.316	26-34	.765	14-27-41	15	16	8	9	5
at Virginia Tech	78	28-69	.406	.424	.389	5-19	.263	17-17	1.000	13-29-42	25	12	11	3	5
<b>Carolina, W</b>	<b>79</b>	<b>28-53</b>	<b>.528</b>	<b>.556</b>	<b>.500</b>	<b>6-12</b>	<b>.500</b>	<b>17-25</b>	<b>.680</b>	<b>12-25-37</b>	<b>19</b>	<b>14</b>	<b>11</b>	<b>4</b>	<b>5</b>
<b>Duke</b>	<b>71</b>	<b>22-50</b>	<b>.440</b>	<b>.560</b>	<b>.320</b>	<b>8-21</b>	<b>.381</b>	<b>19-27</b>	<b>.704</b>	<b>6-16-22</b>	<b>22</b>	<b>12</b>	<b>11</b>	<b>3</b>	<b>9</b>
Carolina, W	79	29-65	.446	.552	.361	6-19	.316	15-21	.714	19-25-44	14	16	9	4	5
vs. Virginia Tech (ACC)	76	30-67	.448	.500	.405	8-19	.421	8-11	.727	12-21-33	20	15	7	4	4
<b>Carolina, L</b>	<b>70</b>	<b>22-59</b>	<b>.373</b>	<b>.343</b>	<b>.471</b>	<b>4-15</b>	<b>.267</b>	<b>22-29</b>	<b>.759</b>	<b>16-19-35</b>	<b>17</b>	<b>12</b>	<b>7</b>	<b>4</b>	<b>11</b>
<b>vs. Florida State</b>	<b>73</b>	<b>28-57</b>	<b>.491</b>	<b>.364</b>	<b>.667</b>	<b>8-20</b>	<b>.400</b>	<b>9-15</b>	<b>.600</b>	<b>14-24-38</b>	<b>19</b>	<b>14</b>	<b>14</b>	<b>6</b>	<b>3</b>
Carolina, W	101	38-84	.452	.500	.405	5-14	.357	20-24	.833	20-39-59	13	17	12	8	11
vs. Radford (NCAA)	58	22-80	.275	.395	.167	5-17	.294	9-14	.643	20-28-48	17	9	18	6	9
<b>Carolina, W</b>	<b>84</b>	<b>32-59</b>	<b>.542</b>	<b>.516</b>	<b>.571</b>	<b>6-13</b>	<b>.462</b>	<b>14-18</b>	<b>.778</b>	<b>11-21-32</b>	<b>9</b>	<b>13</b>	<b>10</b>	<b>5</b>	<b>11</b>
<b>vs. LSU</b>	<b>70</b>	<b>29-64</b>	<b>.453</b>	<b>.400</b>	<b>.500</b>	<b>9-22</b>	<b>.409</b>	<b>3-6</b>	<b>.500</b>	<b>16-17-33</b>	<b>16</b>	<b>12</b>	<b>15</b>	<b>4</b>	<b>5</b>
Carolina, W	98	36-68	.529	.594	.472	11-19	.579	15-27	.556	11-31-42	17	23	9	4	8
vs. Gonzaga	77	27-58	.466	.485	.440	7-23	.304	16-23	.696	4-27-31	19	10	12	5	5
<b>Carolina, W</b>	<b>72</b>	<b>26-51</b>	<b>.510</b>	<b>.433</b>	<b>.619</b>	<b>5-14</b>	<b>.357</b>	<b>15-16</b>	<b>.938</b>	<b>6-21-27</b>	<b>19</b>	<b>13</b>	<b>12</b>	<b>2</b>	<b>9</b>
<b>vs. Oklahoma</b>	<b>60</b>	<b>24-54</b>	<b>.444</b>	<b>.364</b>	<b>.500</b>	<b>2-19</b>	<b>.105</b>	<b>10-16</b>	<b>.625</b>	<b>12-19-31</b>	<b>20</b>	<b>9</b>	<b>16</b>	<b>0</b>	<b>6</b>
Carolina, W	83	25-62	.403	.485											





## 2007-08 GAME-BY-GAME STATS

	PTS	FG	FG%	1st	2nd	3FG	3FG%	FT	FT%	O-D-REB	PF	A	T0	B	ST
Carolina, W	72	24-52	.462	.577	.346	4-13	.308	20-28	.714	6-34-40	20	12	19	3	4
at Davidson	68	26-67	.388	.382	.394	4-22	.182	12-15	.800	8-25-33	24	14	12	4	7
Carolina, W	107	32-63	.508	.469	.548	10-24	.417	33-46	.717	18-28-47	22	21	21	3	16
Iona	72	25-54	.464	.333	.567	9-23	.391	13-20	.650	4-18-22	33	14	23	2	10
Carolina, W	110	36-67	.537	.474	.621	9-22	.409	29-39	.744	17-25-42	20	24	18	7	15
South Carolina State	64	23-57	.404	.419	.385	7-11	.636	11-22	.500	13-18-31	31	13	32	7	11
Carolina, W	99	39-55	.709	.680	.733	7-11	.636	14-22	.636	9-15-24	14	12	9	1	7
vs. ODU	82	31-56	.554	.500	.615	10-23	.435	10-15	.667	15-15-30	18	12	18	3	3
Carolina, W	73	24-59	.407	.433	.379	2-11	.182	23-30	.767	13-26-39	13	6	10	3	9
vs. BYU	63	25-62	.403	.423	.389	7-23	.304	6-9	.667	14-29-43	24	6	21	2	4
Carolina, W	66	27-71	.380	.324	.441	5-18	.278	7-14	.500	18-40-58	13	13	11	5	2
at Ohio State	55	19-70	.271	.314	.229	10-33	.303	7-9	.778	12-30-42	14	9	10	9	7
Carolina, W	86	26-61	.426	.324	.556	7-14	.500	27-34	.794	16-26-42	19	13	13	5	12
at Kentucky	77	26-58	.448	.467	.429	7-17	.412	18-22	.818	10-21-31	25	11	19	5	7
Carolina, W	106	43-75	.573	.500	.667	2-7	.286	18-26	.692	20-29-49	16	16	19	3	13
at Penn	71	30-63	.476	.567	.394	3-19	.158	8-15	.533	7-17-24	18	14	22	4	10
Carolina, W	93	34-80	.425	.432	.419	6-15	.400	19-21	.905	22-30-52	20	15	12	5	14
at Rutgers	71	25-65	.385	.357	.405	4-17	.235	17-26	.654	15-25-40	18	8	20	7	3
Carolina, W	88	28-58	.483	.517	.448	3-12	.250	29-39	.744	15-22-37	14	16	13	2	6
Nicholls State	78	26-55	.473	.414	.538	14-28	.500	12-14	.857	7-23-30	27	20	15	0	7
Carolina, W	105	44-77	.571	.541	.600	3-16	.188	14-24	.583	21-36-57	10	25	16	5	12
UCSB	70	28-78	.359	.419	.319	10-26	.385	4-4	1.000	13-17-30	17	10	17	6	11
Carolina, W	106	38-71	.535	.450	.645	9-18	.500	21-25	.840	14-31-45	13	23	16	3	12
Nevada	70	29-70	.414	.429	.400	3-20	.150	9-11	.818	10-23-33	20	8	20	7	10
Carolina, W	90	33-65	.508	.533	.486	9-21	.429	15-20	.750	12-35-47	13	23	11	12	11
Valparaiso	58	23-65	.354	.364	.344	9-29	.310	3-10	.300	11-20-31	17	10	15	4	6
Carolina, W	90	34-65	.523	.500	.545	5-13	.385	17-20	.850	17-23-40	7	18	16	5	9
Kent State	61	27-68	.397	.500	.325	3-18	.167	4-5	.800	17-13-30	18	18	19	6	10
Carolina, W (OT)	90	30-72	.417	.368	.471	6-16	.375	24-30	.800	16-34-50	20	18	19	1	6
at Clemson	88	34-79	.430	.375	.487	6-24	.250	14-27	.519	17-28-45	23	15	14	11	11
Carolina, W	93	33-77	.429	.435	.419	7-19	.368	20-26	.769	19-26-45	15	20	9	1	11
UNC Asheville	81	33-62	.532	.586	.485	7-19	.368	8-15	.533	8-26-34	17	16	18	6	5
Carolina, W	93	36-74	.486	.429	.538	6-11	.545	15-18	.833	18-32-50	18	27	12	9	8
NC State	62	24-65	.369	.176	.581	4-15	.267	10-16	.625	13-21-34	13	18	17	3	8
Carolina W	83	30-63	.476	.559	.379	2-10	.200	21-26	.808	16-24-40	14	12	15	4	10
at Georgia Tech	82	33-73	.452	.513	.382	8-21	.381	8-10	.800	17-21-38	18	17	12	5	8
Carolina, L	80	30-79	.380	.351	.405	7-23	.304	13-15	.867	21-25-46	19	16	10	3	3
Maryland	82	30-64	.469	.486	.444	6-16	.375	16-20	.800	11-27-38	16	20	10	5	5
Carolina, W	98	36-75	.480	.415	.559	4-10	.400	22-24	.917	20-20-40	19	13	7	3	8
at Miami	82	30-61	.492	.500	.484	9-22	.409	13-15	.867	13-19-32	21	17	17	4	4
Carolina, W	91	35-68	.515	.600	.447	4-16	.250	17-25	.680	13-31-44	17	25	13	3	12
Boston College	69	25-59	.424	.429	.419	7-24	.292	12-19	.632	6-22-28	21	18	17	4	8
Carolina, W (OT)	84	26-61	.426	.440	.417	5-13	.385	27-33	.818	18-36-54	19	9	21	5	4
at FSU	73	28-70	.400	.344	.447	6-31	.194	11-15	.733	7-19-26	27	10	10	4	14
Carolina, L	78	28-69	.406	.485	.333	3-17	.176	19-30	.633	20-29-49	26	17	20	4	3
Duke	89	30-66	.455	.421	.500	13-29	.448	16-27	.593	11-27-38	24	16	15	6	11
Carolina, W (2 OT)	103	32-73	.438	.379	.477	8-18	.444	31-36	.861	17-31-48	14	18	20	7	8
Clemson	93	40-89	.449	.500	.371	12-28	.429	1-7	.143	18-27-45	31	22	22	8	13
Carolina, W	75	31-59	.525	.533	.517	6-16	.375	7-12	.583	11-32-43	16	12	17	5	2
at Virginia	74	28-74	.378	.367	.386	9-31	.290	9-11	.818	15-21-36	15	12	7	3	8
Carolina, W	92	32-64	.500	.472	.536	6-14	.429	22-29	.759	18-36-54	17	20	19	7	8
Virginia Tech	53	14-54	.259	.259	.259	4-18	.222	21-28	.750	8-16-24	27	11	21	7	11
Carolina, W	84	34-64	.531	.469	.594	3-6	.500	13-18	.722	14-21-35	17	11	11	2	9
at NC State	70	25-51	.490	.522	.464	6-19	.316	14-20	.700	9-19-28	15	18	18	4	6
Carolina, W	89	28-50	.560	.593	.522	7-14	.500	26-34	.765	9-29-38	18	17	20	5	11
Wake Forest	73	29-60	.483	.485	.481	7-20	.350	8-17	.471	8-16-24	24	14	18	5	8
Carolina, W	90	30-59	.508	.393	.613	7-16	.438	23-26	.885	12-20-32	20	14	9	4	8
at Boston College	80	27-54	.500	.607	.385	9-19	.474	17-23	.739	10-19-29	21	15	11	6	4
Carolina, W	90	31-57	.544	.400	.704	6-16	.375	22-29	.759	14-27-41	21	22	14	3	3
Florida State	77	27-63	.429	.393	.457	6-24	.250	17-25	.680	12-14-26	25	8	8	2	7
Carolina, W	76	31-76	.408	.447	.368	5-11	.455	9-12	.750	20-33-53	13	12	12	15	6
at Duke	68	25-76	.329	.313	.341	10-29	.345	8-9	.889	19-25-44	15	13	13	7	3
Carolina, W	82	30-57	.526	.467	.593	6-13	.462	16-24	.667	9-21-30	19	19	10	2	3
FSU (ACC)	70	27-55	.491	.423	.552	10-21	.476	6-12	.500	10-20-30	20	14	16	3	8
Carolina, W	68	24-60	.400	.419	.379	5-14	.357	15-19	.789	12-31-43	19	7	17	6	9
Virginia Tech (ACC)	66	23-58	.397	.400	.391	5-17	.294	15-20	.750	7-26-33	19	11	12	4	12
Carolina, W	86	34-69	.493	.436	.567	4-10	.400	14-24	.583	19-30-49	22	16	20	4	9
Clemson	81	29-69	.420	.400	.441	9-26	.346	14-26	.538	15-19-34	20	14	17	10	14
Carolina, W	113	43-71	.606	.579	.636	7-16	.438	20-25	.800	18-30-48	16	25	9	4	11
Mt. St. Mary's (NCAA)	79	28-65	.431	.486	.367	7-22	.318	11-14	.786	9-13-22	18	16	15	1	7
Carolina, W	108	44-65	.677	.613	.735	8-16	.500	12-17	.706	11-21-32	18	28	7	5	3
Arkansas	77	28-59	.475	.357	.581	5-18	.278	16-23	.696	14-13-27	13	11	9	3	5
Carolina, W	68	25-58	.431	.481	.387	5-15	.333	13-19	.684	14-32-46	16	11	13	5	5
Washington State	47	18-57	.316	.346	.290	2-16	.125	9-15	.600	9-23-32	18	9	10	5	6
Carolina, W	83	31-58	.534	.581	.481	3-11	.273	18-21	.857	15-18-33	17	16	14	0	9
Louisville	73	29-55	.527	.519	.536	6-19	.316	9-16	.563	13-14-27	19	15	19	5	7
Carolina, L	66	24-67	.358	.290	.417	5-24	.208	13-15	.867	13-20-33	14	7	18	3	7
Kansas	84	34-64	.531	.545	.516	5-15	.333	11-14	.786	11-31-42	21	17	19	9	10



## 2006-07 GAME-BY-GAME STATS

	PTS	FG	FG%	1st	2nd	3FG	3FG%	FT	FT%	O-D-REB	PF	A	TO	B	ST
Carolina, W	103	40-68	.588	.545	.629	6-14	.429	17-28	.607	12-28-40	14	23	12	3	6
vs. Sacred Heart	81	31-72	.431	.424	.436	12-29	.414	7-12	.583	13-24-37	24	21	15	2	8
<b>Carolina, W</b>	<b>73</b>	<b>29-56</b>	<b>.518</b>	<b>.500</b>	<b>.533</b>	<b>4-16</b>	<b>.250</b>	<b>11-19</b>	<b>.579</b>	<b>12-27-39</b>	<b>10</b>	<b>15</b>	<b>17</b>	<b>3</b>	<b>8</b>
<b>vs. Winthrop</b>	<b>66</b>	<b>26-69</b>	<b>.377</b>	<b>.455</b>	<b>.306</b>	<b>14-38</b>	<b>.368</b>	<b>0-1</b>	<b>.000</b>	<b>16-20-36</b>	<b>22</b>	<b>19</b>	<b>18</b>	<b>1</b>	<b>6</b>
Carolina, W	103	35-66	.530	.583	.467	6-16	.375	27-33	.818	19-39-58	14	19	21	4	12
vs. Gardner-Webb	50	19-67	.284	.269	.293	7-33	.212	5-7	.714	8-12-20	26	10	21	2	9
<b>Carolina, L</b>	<b>74</b>	<b>25-68</b>	<b>.368</b>	<b>.424</b>	<b>.314</b>	<b>6-27</b>	<b>.222</b>	<b>18-30</b>	<b>.600</b>	<b>16-26-42</b>	<b>18</b>	<b>11</b>	<b>12</b>	<b>4</b>	<b>6</b>
<b>vs. Gonzaga</b>	<b>82</b>	<b>32-62</b>	<b>.516</b>	<b>.471</b>	<b>.571</b>	<b>8-15</b>	<b>.533</b>	<b>10-13</b>	<b>.769</b>	<b>7-36-43</b>	<b>26</b>	<b>17</b>	<b>17</b>	<b>4</b>	<b>1</b>
Carolina, W	101	35-63	.556	.579	.520	6-11	.545	25-33	.758	18-36-54	23	22	24	4	6
vs. Tennessee	87	28-73	.384	.314	.447	15-31	.484	16-32	.500	16-14-30	26	18	11	4	10
<b>Carolina, W</b>	<b>98</b>	<b>34-64</b>	<b>.531</b>	<b>.429</b>	<b>.655</b>	<b>8-18</b>	<b>.444</b>	<b>22-34</b>	<b>.647</b>	<b>16-25-41</b>	<b>13</b>	<b>19</b>	<b>11</b>	<b>7</b>	<b>10</b>
<b>Ohio State</b>	<b>89</b>	<b>34-65</b>	<b>.523</b>	<b>.545</b>	<b>.500</b>	<b>13-26</b>	<b>.500</b>	<b>8-13</b>	<b>.615</b>	<b>9-18-27</b>	<b>23</b>	<b>18</b>	<b>15</b>	<b>3</b>	<b>5</b>
Carolina, W	75	25-67	.373	.353	.394	9-21	.429	16-22	.727	15-21-36	20	20	9	4	10
Kentucky	63	25-54	.463	.393	.538	3-15	.200	10-17	.588	12-30-42	19	13	22	4	5
<b>Carolina, W</b>	<b>94</b>	<b>35-55</b>	<b>.636</b>	<b>.655</b>	<b>.615</b>	<b>4-13</b>	<b>.308</b>	<b>20-31</b>	<b>.645</b>	<b>16-27-43</b>	<b>13</b>	<b>25</b>	<b>14</b>	<b>4</b>	<b>6</b>
<b>High Point</b>	<b>69</b>	<b>30-69</b>	<b>.435</b>	<b>.371</b>	<b>.500</b>	<b>6-24</b>	<b>.250</b>	<b>3-6</b>	<b>.500</b>	<b>14-11-25</b>	<b>25</b>	<b>16</b>	<b>10</b>	<b>1</b>	<b>8</b>
Carolina, W	93	36-75	.480	.526	.432	6-15	.400	15-22	.682	19-31-50	19	24	12	5	10
UNC Asheville	62	19-56	.339	.462	.233	5-18	.278	19-26	.731	10-24-34	20	10	18	6	8
<b>Carolina, W</b>	<b>105</b>	<b>37-56</b>	<b>.661</b>	<b>.741</b>	<b>.586</b>	<b>7-15</b>	<b>.467</b>	<b>24-30</b>	<b>.800</b>	<b>8-30-38</b>	<b>12</b>	<b>23</b>	<b>15</b>	<b>4</b>	<b>12</b>
<b>Florida Atlantic</b>	<b>52</b>	<b>20-56</b>	<b>.357</b>	<b>.240</b>	<b>.452</b>	<b>6-22</b>	<b>.273</b>	<b>6-11</b>	<b>.545</b>	<b>9-15-24</b>	<b>19</b>	<b>12</b>	<b>24</b>	<b>4</b>	<b>8</b>
Carolina, W	69	25-59	.424	.294	.600	7-15	.467	12-18	.667	14-27-41	14	18	8	7	7
at Saint Louis	48	19-52	.365	.333	.400	1-11	.091	9-11	.818	7-24-31	19	6	12	3	4
<b>Carolina, W</b>	<b>87</b>	<b>33-60</b>	<b>.550</b>	<b>.448</b>	<b>.645</b>	<b>8-15</b>	<b>.533</b>	<b>13-18</b>	<b>.722</b>	<b>13-26-39</b>	<b>12</b>	<b>27</b>	<b>11</b>	<b>6</b>	<b>8</b>
<b>Rutgers</b>	<b>48</b>	<b>21-58</b>	<b>.362</b>	<b>.286</b>	<b>.433</b>	<b>1-14</b>	<b>.071</b>	<b>5-10</b>	<b>.500</b>	<b>14-16-30</b>	<b>15</b>	<b>6</b>	<b>18</b>	<b>4</b>	<b>5</b>
Carolina, W	81	31-58	.534	.500	.567	7-17	.412	12-18	.667	11-33-44	17	23	21	8	10
Dayton	51	18-59	.305	.219	.407	6-17	.353	9-14	.643	11-20-31	21	14	21	2	13
<b>Carolina, W</b>	<b>102</b>	<b>37-68</b>	<b>.544</b>	<b>.469</b>	<b>.611</b>	<b>8-17</b>	<b>.471</b>	<b>20-26</b>	<b>.769</b>	<b>13-23-36</b>	<b>17</b>	<b>23</b>	<b>10</b>	<b>5</b>	<b>11</b>
<b>Penn</b>	<b>64</b>	<b>25-59</b>	<b>.424</b>	<b>.565</b>	<b>.333</b>	<b>5-20</b>	<b>.250</b>	<b>9-15</b>	<b>.600</b>	<b>12-19-31</b>	<b>22</b>	<b>18</b>	<b>21</b>	<b>4</b>	<b>5</b>
Carolina, W	84	33-70	.471	.412	.528	4-17	.235	14-16	.875	16-31-47	14	22	10	3	7
Florida State	58	22-64	.344	.400	.294	4-15	.267	10-15	.667	13-22-35	16	14	11	5	6
<b>Carolina, W</b>	<b>79</b>	<b>25-66</b>	<b>.379</b>	<b>.378</b>	<b>.379</b>	<b>3-13</b>	<b>.379</b>	<b>26-41</b>	<b>.634</b>	<b>21-26-47</b>	<b>15</b>	<b>16</b>	<b>10</b>	<b>6</b>	<b>12</b>
<b>Virginia</b>	<b>69</b>	<b>26-59</b>	<b>.441</b>	<b>.441</b>	<b>.440</b>	<b>9-25</b>	<b>.360</b>	<b>8-11</b>	<b>.727</b>	<b>8-26-34</b>	<b>27</b>	<b>16</b>	<b>18</b>	<b>1</b>	<b>4</b>
Carolina, L	88	32-73	.438	.484	.405	8-26	.308	16-29	.552	24-23-47	25	16	17	4	7
at Virginia Tech	94	30-57	.526	.515	.542	7-13	.538	27-38	.711	9-24-33	27	14	11	5	14
<b>Carolina, W</b>	<b>77</b>	<b>31-60</b>	<b>.517</b>	<b>.516</b>	<b>.517</b>	<b>3-8</b>	<b>.375</b>	<b>12-17</b>	<b>.706</b>	<b>11-36-47</b>	<b>21</b>	<b>17</b>	<b>22</b>	<b>6</b>	<b>11</b>
<b>at Clemson</b>	<b>55</b>	<b>23-68</b>	<b>.338</b>	<b>.352</b>	<b>.324</b>	<b>4-19</b>	<b>.211</b>	<b>5-19</b>	<b>.263</b>	<b>18-20-38</b>	<b>14</b>	<b>9</b>	<b>19</b>	<b>12</b>	<b>20</b>
Carolina, W	77	26-55	.473	.464	.481	6-12	.500	19-27	.704	13-22-35	11	15	19	5	10
Georgia Tech	61	25-60	.417	.345	.484	5-17	.294	6-10	.600	13-21-34	23	9	21	4	12
<b>Carolina, W</b>	<b>88</b>	<b>33-58</b>	<b>.569</b>	<b>.567</b>	<b>.571</b>	<b>7-19</b>	<b>.368</b>	<b>15-21</b>	<b>.714</b>	<b>7-37-44</b>	<b>18</b>	<b>17</b>	<b>19</b>	<b>8</b>	<b>10</b>
<b>at Wake Forest</b>	<b>60</b>	<b>23-71</b>	<b>.324</b>	<b>.389</b>	<b>.257</b>	<b>9-29</b>	<b>.310</b>	<b>5-16</b>	<b>.313</b>	<b>18-20-38</b>	<b>21</b>	<b>11</b>	<b>19</b>	<b>1</b>	<b>10</b>
Carolina, W	92	39-76	.513	.462	.568	5-22	.227	9-13	.692	11-32-43	24	15	12	1	9
at Arizona	64	20-59	.339	.357	.323	1-23	.043	23-32	.719	14-29-43	14	10	20	5	5
<b>Carolina, W</b>	<b>105</b>	<b>36-64</b>	<b>.562</b>	<b>.500</b>	<b>.611</b>	<b>12-24</b>	<b>.500</b>	<b>21-27</b>	<b>.778</b>	<b>14-35-49</b>	<b>16</b>	<b>26</b>	<b>16</b>	<b>7</b>	<b>7</b>
<b>Miami</b>	<b>64</b>	<b>22-62</b>	<b>.355</b>	<b>.357</b>	<b>.353</b>	<b>8-19</b>	<b>.421</b>	<b>12-17</b>	<b>.706</b>	<b>7-17-24</b>	<b>21</b>	<b>10</b>	<b>12</b>	<b>2</b>	<b>9</b>
Carolina, L	79	30-62	.484	.538	.444	4-15	.267	15-20	.750	11-14-25	25	15	12	1	11
at NC State	83	26-43	.605	.500	.765	8-15	.533	23-32	.719	7-24-31	21	19	22	7	9
<b>Carolina, W</b>	<b>79</b>	<b>31-61</b>	<b>.508</b>	<b>.441</b>	<b>.593</b>	<b>3-12</b>	<b>.250</b>	<b>14-18</b>	<b>.778</b>	<b>10-29-39</b>	<b>17</b>	<b>14</b>	<b>13</b>	<b>6</b>	<b>7</b>
<b>at Duke</b>	<b>73</b>	<b>27-63</b>	<b>.429</b>	<b>.419</b>	<b>.438</b>	<b>7-18</b>	<b>.389</b>	<b>12-19</b>	<b>.632</b>	<b>11-22-33</b>	<b>18</b>	<b>10</b>	<b>16</b>	<b>9</b>	<b>8</b>
Carolina, W	104	34-64	.531	.607	.472	8-21	.381	28-34	.824	12-31-43	17	24	13	5	8
Wake Forest	67	24-65	.369	.324	.419	5-17	.294	14-19	.737	12-21-33	26	12	17	2	7
<b>Carolina, L (OT)</b>	<b>80</b>	<b>26-65</b>	<b>.400</b>	<b>.433</b>	<b>.414</b>	<b>3-17</b>	<b>.176</b>	<b>25-37</b>	<b>.676</b>	<b>14-31-45</b>	<b>21</b>	<b>11</b>	<b>9</b>	<b>3</b>	<b>5</b>
<b>Virginia Tech</b>	<b>81</b>	<b>27-71</b>	<b>.380</b>	<b>.324</b>	<b>.448</b>	<b>5-13</b>	<b>.385</b>	<b>22-30</b>	<b>.733</b>	<b>15-28-43</b>	<b>23</b>	<b>11</b>	<b>10</b>	<b>4</b>	<b>6</b>
Carolina, W	77	28-54	.519	.531	.500	5-11	.455	16-20	.800	13-20-33	16	18	16	5	5
at Boston College	72	28-54	.519	.591	.469	5-18	.278	11-21	.524	11-14-25	17	13	13	5	8
<b>Carolina, W</b>	<b>83</b>	<b>31-62</b>	<b>.500</b>	<b>.517</b>	<b>.485</b>	<b>5-11</b>	<b>.455</b>	<b>16-22</b>	<b>.727</b>	<b>16-25-41</b>	<b>16</b>	<b>19</b>	<b>13</b>	<b>6</b>	<b>9</b>
<b>NC State</b>	<b>64</b>	<b>21-40</b>	<b>.420</b>	<b>.429</b>	<b>.409</b>	<b>8-17</b>	<b>.471</b>	<b>14-17</b>	<b>.824</b>	<b>5-18-23</b>	<b>18</b>	<b>11</b>	<b>17</b>	<b>5</b>	<b>5</b>
Carolina, L	87	36-75	.480	.486	.475	7-20	.350	8-17	.471	14-19-33	25	22	10	4	10
at Maryland	89	33-66	.500	.395	.643	3-12	.250	20-26	.769	17-29-46	16	19	17	8	4
<b>Carolina, L</b>	<b>77</b>	<b>24-49</b>	<b>.490</b>	<b>.560</b>	<b>.417</b>	<b>3-14</b>	<b>.214</b>	<b>26-38</b>	<b>.684</b>	<b>9-20-29</b>	<b>18</b>	<b>17</b>	<b>15</b>	<b>3</b>	<b>7</b>
<b>at Georgia Tech</b>	<b>84</b>	<b>32-62</b>	<b>.516</b>	<b>.618</b>	<b>.393</b>	<b>10-22</b>	<b>.455</b>	<b>10-15</b>	<b>.667</b>	<b>13-22-35</b>	<b>28</b>	<b>19</b>	<b>16</b>	<b>5</b>	<b>9</b>
Carolina, W	86	31-62	.500	.548	.452	2-9	.222	22-27	.815	11-27-38	20	18	11	5	8
Duke	72	27-64	.422	.353	.500	7-23	.304	11-16	.688	13-22-35	24	11	15	2	6
<b>Carolina, W</b>	<b>73</b>	<b>27-51</b>	<b>.529</b>	<b>.464</b>	<b>.609</b>	<b>6-14</b>	<b>.429</b>	<b>13-25</b>	<b>.520</b>	<b>8-29-37</b>	<b>19</b>	<b>14</b>	<b>19</b>	<b>5</b>	<b>7</b>
<b>vs. Florida State (ACC)</b>	<b>58</b>	<b>17-55</b>	<b>.309</b>	<b>.320</b>	<b>.300</b>	<b>7-21</b>	<b>.333</b>	<b>17-20</b>	<b>.850</b>	<b>10-21-31</b>	<b>23</b>	<b>9</b>	<b>17</b>	<b>4</b>	<b>12</b>
Carolina, W	71	30-62	.484	.500	.469	4-13	.308	7-9	.778	16-25-41	15	18	9	3	4
vs. Boston College	56	19-55	.345	.241	.462	7-17	.412	11-16	.688	11-16-27	13	8	7	3	4
<b>Carolina, W</b>	<b>89</b>	<b>30-52</b>	<b>.577</b>	<b>.607</b>	<b>.542</b>	<b>6-10</b>	<b>.600</b>	<b>23-24</b>	<b>.958</b>	<b>6-18-24</b>	<b>19</b>	<b>12</b>	<b>10</b>	<b>1</b>	<b>9</b>
<b>vs. NC State</b>	<b>80</b>	<b>29-53</b>	<b>.547</b>	<b>.500</b>	<b>.593</b>	<b>6-14</b>	<b>.429</b>	<b>16-19</b>	<b>.842</b>	<b>8-16-24</b>	<b>18</b>	<b>11</b>	<b>15</b>	<b>1</b>	<b>5</b>
Carolina, W	86	37-57	.649	.667	.630	6-13	.462	6-11	.545	11-27-38	8	24	22	6	7
vs. E. Kentucky (NCAA)	65	28-59	.475	.483	.467	6-22	.273	3-6	.500	6-10-16	13	14	16	1	12
<b>Carolina, W</b>	<b>81</b>	<b>25-52</b>	<b>.481</b>	<b>.469</b>	<b>.500</b>	<b>6-16</b>	<b>.375</b>	<b>25-34</b>	<b>.735</b>	<b>14-26-40</b>	<b>17</b>	<b>12</b>	<b>10</b>	<b>3</b>	<b>6</b>
<b>vs. Michigan St.</b>	<b>67</b>	<b>22-59</b>	<b>.373</b>	<b>.414</b>	<b>.333</b>	<b>8-20</b>	<b>.400</b>	<b>15-17</b>	<b>.882</b>	<b>11-18-29</b>	<b>27</b>	<b>15</b>	<b>10</b>	<b>0</b>	<b>5</b>
Carolina, W	74	30-77	.390	.375	.405	2-1									



## 2005-06 GAME-BY-GAME STATS

	PTS	FG	FG%	1st	2nd	3FG	3FG%	FT	FT%	O-D-REB	PF	A	TO	B	ST
Carolina, W	83	31-56	.554	.556	.552	5-15	.333	16-26	.615	11-17-28	12	22	20	0	14
vs. Gardner-Webb	80	29-58	.500	.586	.414	10-27	.370	12-15	.800	10-17-27	21	16	23	0	14
<b>Carolina, W</b>	<b>112</b>	<b>38-70</b>	<b>.543</b>	<b>.514</b>	<b>.571</b>	<b>6-18</b>	<b>.333</b>	<b>30-46</b>	<b>.652</b>	<b>24-36-60</b>	<b>14</b>	<b>22</b>	<b>17</b>	<b>9</b>	<b>12</b>
<b>vs. Cleveland State</b>	<b>55</b>	<b>23-71</b>	<b>.324</b>	<b>.257</b>	<b>.389</b>	<b>4-13</b>	<b>.308</b>	<b>5-9</b>	<b>.556</b>	<b>14-13-27</b>	<b>34</b>	<b>9</b>	<b>23</b>	<b>1</b>	<b>13</b>
Carolina, W	83	31-61	.508	.536	.485	5-12	.417	16-30	.533	20-24-44	12	20	17	2	13
vs. UC Santa Barbara	66	24-58	.414	.400	.429	10-24	.417	8-14	.571	11-16-27	26	13	19	3	11
<b>Carolina, L</b>	<b>64</b>	<b>23-51</b>	<b>.451</b>	<b>.556</b>	<b>.333</b>	<b>2-13</b>	<b>.154</b>	<b>16-23</b>	<b>.696</b>	<b>11-18-29</b>	<b>16</b>	<b>12</b>	<b>16</b>	<b>5</b>	<b>12</b>
<b>vs. Illinois</b>	<b>68</b>	<b>25-54</b>	<b>.463</b>	<b>.467</b>	<b>.458</b>	<b>8-21</b>	<b>.381</b>	<b>10-17</b>	<b>.588</b>	<b>13-20-33</b>	<b>20</b>	<b>14</b>	<b>18</b>	<b>2</b>	<b>12</b>
Carolina, W	83	26-60	.433	.400	.467	10-27	.370	21-28	.750	15-22-37	18	10	11	2	2
at Kentucky	79	28-55	.509	.478	.531	7-21	.333	16-24	.667	8-22-30	21	12	11	1	5
<b>Carolina, W</b>	<b>75</b>	<b>30-59</b>	<b>.508</b>	<b>.448</b>	<b>.567</b>	<b>7-19</b>	<b>.368</b>	<b>8-13</b>	<b>.615</b>	<b>10-24-34</b>	<b>12</b>	<b>23</b>	<b>10</b>	<b>2</b>	<b>8</b>
<b>vs. Saint Louis</b>	<b>63</b>	<b>25-58</b>	<b>.431</b>	<b>.481</b>	<b>.387</b>	<b>9-16</b>	<b>.562</b>	<b>4-6</b>	<b>.667</b>	<b>10-22-32</b>	<b>18</b>	<b>16</b>	<b>13</b>	<b>3</b>	<b>4</b>
Carolina, W	76	25-50	.500	.462	.542	6-17	.353	20-28	.714	11-26-37	16	17	15	5	9
vs. Santa Clara	58	23-68	.338	.345	.333	6-22	.273	6-10	.600	22-18-40	23	15	15	0	5
<b>Carolina, L</b>	<b>59</b>	<b>20-54</b>	<b>.370</b>	<b>.545</b>	<b>.250</b>	<b>7-23</b>	<b>.304</b>	<b>12-23</b>	<b>.522</b>	<b>15-23-38</b>	<b>17</b>	<b>13</b>	<b>25</b>	<b>2</b>	<b>7</b>
<b>at USC</b>	<b>74</b>	<b>28-58</b>	<b>.483</b>	<b>.400</b>	<b>.571</b>	<b>12-21</b>	<b>.571</b>	<b>6-13</b>	<b>.462</b>	<b>11-23-34</b>	<b>22</b>	<b>21</b>	<b>19</b>	<b>7</b>	<b>16</b>
Carolina, W	89	30-67	.448	.528	.355	3-13	.231	26-33	.788	16-35-51	10	21	18	7	20
vs. UNC Asheville	47	19-64	.297	.375	.250	2-15	.133	7-11	.636	13-25-38	24	12	29	6	13
<b>Carolina, W</b>	<b>82</b>	<b>30-63</b>	<b>.476</b>	<b>.438</b>	<b>.516</b>	<b>3-10</b>	<b>.300</b>	<b>19-30</b>	<b>.633</b>	<b>17-37-54</b>	<b>20</b>	<b>23</b>	<b>20</b>	<b>9</b>	<b>13</b>
<b>vs. Davidson</b>	<b>58</b>	<b>21-65</b>	<b>.323</b>	<b>.267</b>	<b>.371</b>	<b>7-22</b>	<b>.318</b>	<b>9-13</b>	<b>.692</b>	<b>10-21-31</b>	<b>25</b>	<b>12</b>	<b>20</b>	<b>3</b>	<b>9</b>
Carolina, W	82	25-47	.532	.458	.609	6-13	.462	26-28	.929	6-28-34	19	19	18	3	10
vs. NC State	69	25-61	.410	.438	.379	8-20	.400	11-14	.786	10-16-26	20	13	15	2	12
<b>Carolina, W</b>	<b>64</b>	<b>22-46</b>	<b>.478</b>	<b>.400</b>	<b>.625</b>	<b>7-15</b>	<b>.467</b>	<b>13-20</b>	<b>.650</b>	<b>12-27-39</b>	<b>19</b>	<b>14</b>	<b>25</b>	<b>3</b>	<b>4</b>
<b>at Virginia Tech</b>	<b>61</b>	<b>24-59</b>	<b>.407</b>	<b>.370</b>	<b>.438</b>	<b>3-13</b>	<b>.231</b>	<b>10-19</b>	<b>.526</b>	<b>11-15-26</b>	<b>19</b>	<b>9</b>	<b>12</b>	<b>3</b>	<b>13</b>
Carolina, L	70	22-55	.400	.333	.452	8-25	.320	18-20	.900	11-23-34	24	17	17	5	1
vs. Miami	81	24-64	.375	.367	.382	7-19	.368	26-34	.765	21-22-43	17	8	10	3	9
<b>Carolina, L</b>	<b>68</b>	<b>25-69</b>	<b>.362</b>	<b>.367</b>	<b>.359</b>	<b>8-26</b>	<b>.308</b>	<b>10-14</b>	<b>.714</b>	<b>19-26-45</b>	<b>21</b>	<b>16</b>	<b>14</b>	<b>3</b>	<b>6</b>
<b>at Virginia</b>	<b>72</b>	<b>22-58</b>	<b>.379</b>	<b>.370</b>	<b>.387</b>	<b>5-19</b>	<b>.263</b>	<b>23-29</b>	<b>.793</b>	<b>10-27-37</b>	<b>17</b>	<b>10</b>	<b>10</b>	<b>12</b>	<b>6</b>
Carolina, W	81	30-54	.556	.593	.519	13-21	.619	8-13	.615	11-19-30	20	19	23	1	6
at Florida State	80	28-56	.500	.594	.375	7-19	.368	17-22	.773	10-16-26	15	13	14	4	8
<b>Carolina, L</b>	<b>74</b>	<b>24-50</b>	<b>.480</b>	<b>.435</b>	<b>.519</b>	<b>9-21</b>	<b>.429</b>	<b>17-22</b>	<b>.773</b>	<b>12-19-31</b>	<b>23</b>	<b>18</b>	<b>19</b>	<b>4</b>	<b>5</b>
<b>vs. Boston College</b>	<b>81</b>	<b>32-59</b>	<b>.542</b>	<b>.581</b>	<b>.500</b>	<b>6-15</b>	<b>.400</b>	<b>11-20</b>	<b>.550</b>	<b>11-16-27</b>	<b>24</b>	<b>23</b>	<b>9</b>	<b>3</b>	<b>9</b>
Carolina, W	86	34-60	.567	.552	.581	9-17	.529	9-14	.643	10-28-38	11	23	13	4	5
vs. Arizona	69	29-68	.426	.395	.467	6-19	.316	5-7	.714	13-17-30	15	12	12	3	9
<b>Carolina, W</b>	<b>77</b>	<b>28-62</b>	<b>.452</b>	<b>.444</b>	<b>.457</b>	<b>9-22</b>	<b>.409</b>	<b>12-17</b>	<b>.706</b>	<b>14-38-52</b>	<b>19</b>	<b>22</b>	<b>24</b>	<b>7</b>	<b>5</b>
<b>at Maryland</b>	<b>62</b>	<b>25-72</b>	<b>.347</b>	<b>.421</b>	<b>.265</b>	<b>3-16</b>	<b>.188</b>	<b>9-17</b>	<b>.529</b>	<b>15-19-34</b>	<b>15</b>	<b>13</b>	<b>12</b>	<b>6</b>	<b>11</b>
Carolina, W	76	25-50	.500	.520	.480	3-12	.250	23-29	.793	14-25-39	15	15	21	4	10
vs. Clemson	61	25-63	.397	.367	.424	4-18	.222	7-9	.778	14-15-29	25	9	19	2	11
<b>Carolina, L</b>	<b>83</b>	<b>27-67</b>	<b>.403</b>	<b>.333</b>	<b>.484</b>	<b>6-15</b>	<b>.400</b>	<b>23-29</b>	<b>.793</b>	<b>22-23-45</b>	<b>21</b>	<b>14</b>	<b>21</b>	<b>4</b>	<b>8</b>
<b>vs. Duke</b>	<b>87</b>	<b>29-59</b>	<b>.492</b>	<b>.484</b>	<b>.500</b>	<b>10-20</b>	<b>.500</b>	<b>19-24</b>	<b>.792</b>	<b>7-19-26</b>	<b>24</b>	<b>14</b>	<b>16</b>	<b>5</b>	<b>13</b>
Carolina, W	80	31-56	.554	.533	.577	8-18	.444	10-17	.588	17-16-33	17	12	13	4	6
at Miami	70	24-50	.480	.500	.458	4-18	.222	18-20	.900	10-12-22	14	8	11	3	7
<b>Carolina, W</b>	<b>82</b>	<b>28-56</b>	<b>.500</b>	<b>.419</b>	<b>.600</b>	<b>3-15</b>	<b>.200</b>	<b>23-35</b>	<b>.657</b>	<b>13-22-35</b>	<b>16</b>	<b>20</b>	<b>13</b>	<b>1</b>	<b>8</b>
<b>vs. Georgia Tech</b>	<b>75</b>	<b>27-53</b>	<b>.509</b>	<b>.613</b>	<b>.364</b>	<b>9-17</b>	<b>.529</b>	<b>12-19</b>	<b>.632</b>	<b>6-22-28</b>	<b>31</b>	<b>13</b>	<b>20</b>	<b>4</b>	<b>8</b>
Carolina, W	83	26-52	.500	.458	.536	7-19	.368	24-30	.800	10-25-35	18	14	14	2	7
at Wake Forest	72	29-67	.433	.459	.400	8-21	.381	6-10	.600	15-18-33	22	16	13	6	5
<b>Carolina, W</b>	<b>95</b>	<b>37-69</b>	<b>.536</b>	<b>.472</b>	<b>.606</b>	<b>10-26</b>	<b>.385</b>	<b>11-17</b>	<b>.647</b>	<b>19-24-43</b>	<b>22</b>	<b>24</b>	<b>6</b>	<b>3</b>	<b>3</b>
<b>at NC State</b>	<b>71</b>	<b>23-52</b>	<b>.442</b>	<b>.522</b>	<b>.379</b>	<b>6-25</b>	<b>.240</b>	<b>19-23</b>	<b>.826</b>	<b>8-18-26</b>	<b>16</b>	<b>13</b>	<b>8</b>	<b>1</b>	<b>3</b>
Carolina, W	81	30-73	.411	.378	.444	7-16	.438	14-22	.636	20-34-54	19	21	17	4	12
vs. Maryland	57	19-68	.279	.270	.290	2-10	.200	17-24	.708	18-27-45	21	13	17	10	8
<b>Carolina, W</b>	<b>99</b>	<b>35-59</b>	<b>.593</b>	<b>.548</b>	<b>.643</b>	<b>11-20</b>	<b>.550</b>	<b>18-25</b>	<b>.720</b>	<b>12-33-45</b>	<b>13</b>	<b>24</b>	<b>10</b>	<b>8</b>	<b>2</b>
<b>vs. Virginia</b>	<b>54</b>	<b>22-68</b>	<b>.324</b>	<b>.312</b>	<b>.333</b>	<b>4-24</b>	<b>.167</b>	<b>6-8</b>	<b>.750</b>	<b>14-14-28</b>	<b>18</b>	<b>12</b>	<b>12</b>	<b>2</b>	<b>4</b>
Carolina, W	83	30-68	.441	.424	.457	5-16	.313	18-23	.783	12-33-45	17	16	16	7	7
at Duke	76	29-70	.414	.412	.417	7-26	.269	11-15	.733	10-28-38	19	17	16	9	10
<b>Carolina, W</b>	<b>79</b>	<b>25-49</b>	<b>.510</b>	<b>.464</b>	<b>.571</b>	<b>5-14</b>	<b>.357</b>	<b>24-33</b>	<b>.727</b>	<b>9-34-43</b>	<b>25</b>	<b>16</b>	<b>15</b>	<b>3</b>	<b>6</b>
<b>vs. Virginia (ACC)</b>	<b>67</b>	<b>17-61</b>	<b>.279</b>	<b>.314</b>	<b>.231</b>	<b>7-25</b>	<b>.280</b>	<b>26-29</b>	<b>.897</b>	<b>13-23-36</b>	<b>27</b>	<b>9</b>	<b>9</b>	<b>2</b>	<b>10</b>
Carolina, L	82	30-64	.469	.500	.438	12-27	.444	10-16	.625	14-14-28	18	14	14	1	8
vs. Boston College	85	33-54	.611	.667	.567	8-16	.500	11-16	.688	11-25-36	19	22	19	4	8
<b>Carolina, W</b>	<b>69</b>	<b>22-48</b>	<b>.458</b>	<b>.391</b>	<b>.520</b>	<b>5-18</b>	<b>.278</b>	<b>20-25</b>	<b>.800</b>	<b>12-25-37</b>	<b>12</b>	<b>15</b>	<b>17</b>	<b>3</b>	<b>10</b>
<b>vs. Murray State (NCAA)</b>	<b>65</b>	<b>25-65</b>	<b>.385</b>	<b>.324</b>	<b>.464</b>	<b>7-27</b>	<b>.259</b>	<b>8-12</b>	<b>.667</b>	<b>17-16-33</b>	<b>19</b>	<b>5</b>	<b>13</b>	<b>2</b>	<b>9</b>
Carolina, L	60	23-64	.359	.343	.379	10-30	.333	4-4	1.000	13-27-40	15	16	13	10	3
vs. George Mason	65	23-58	.397	.281	.538	4-16	.250	15-19	.789	11-27-38	8	14	8	2	7





## 2004-05 GAME-BY-GAME STATS

	PTS	FG	FG%	1st	2nd	3FG	3FG%	FT	FT%	O-D-REB	PF	A	TO	B	ST
Carolina, L	66	23-63	.365	.290	.438	6-18	.333	14-24	.583	18-16-34	23	19	16	3	5
vs. Santa Clara	77	25-50	.500	.429	.591	6-17	.353	21-29	.724	14-24-38	24	12	19	3	4
<b>Carolina, W</b>	<b>86</b>	<b>30-69</b>	<b>.435</b>	<b>.472</b>	<b>.394</b>	<b>8-26</b>	<b>.308</b>	<b>18-23</b>	<b>.783</b>	<b>14-28-42</b>	<b>17</b>	<b>19</b>	<b>12</b>	<b>1</b>	<b>15</b>
vs. BYU	50	18-57	.316	.185	.433	6-23	.261	8-14	.571	15-28-43	21	8	27	4	7
Carolina, W	94	30-51	.588	.654	.520	8-16	.500	26-37	.703	8-25-33	19	20	22	3	6
vs. Tennessee	81	27-62	.435	.367	.500	11-27	.407	16-18	.889	11-17-28	27	11	21	3	13
<b>Carolina, W</b>	<b>106</b>	<b>39-74</b>	<b>.527</b>	<b>.579</b>	<b>.472</b>	<b>10-17</b>	<b>.588</b>	<b>18-24</b>	<b>.750</b>	<b>11-22-33</b>	<b>23</b>	<b>23</b>	<b>11</b>	<b>4</b>	<b>12</b>
vs. Iowa	92	29-53	.547	.444	.654	14-24	.583	20-28	.714	7-28-35	23	19	22	12	7
at Carolina, W	97	35-61	.574	.550	.619	4-15	.267	23-37	.622	12-28-40	15	28	20	2	15
USC	65	24-68	.353	.355	.351	5-21	.238	12-16	.750	19-20-39	28	16	28	2	16
<b>Carolina, W</b>	<b>70</b>	<b>22-54</b>	<b>.407</b>	<b>.353</b>	<b>.500</b>	<b>8-18</b>	<b>.444</b>	<b>18-24</b>	<b>.750</b>	<b>13-30-43</b>	<b>19</b>	<b>12</b>	<b>23</b>	<b>7</b>	<b>12</b>
at Indiana	63	22-65	.338	.313	.364	11-32	.344	8-15	.533	19-21-40	21	13	21	8	9
at Carolina, W	91	29-59	.492	.484	.500	6-13	.462	27-40	.675	15-36-51	16	18	20	2	9
Kentucky	78	30-70	.429	.433	.425	10-25	.400	8-16	.500	9-21-30	31	19	15	9	11
<b>at Carolina, W</b>	<b>109</b>	<b>38-66</b>	<b>.576</b>	<b>.676</b>	<b>.469</b>	<b>10-18</b>	<b>.556</b>	<b>23-27</b>	<b>.852</b>	<b>20-23-43</b>	<b>14</b>	<b>24</b>	<b>16</b>	<b>1</b>	<b>13</b>
Loyola (Ill.)	60	23-61	.377	.519	.265	7-24	.292	7-9	.778	14-11-25	26	13	21	5	14
Carolina, W	85	31-48	.646	.652	.640	7-14	.500	16-21	.762	7-27-34	15	17	22	9	13
at Virginia Tech	51	21-58	.362	.355	.370	6-18	.333	3-11	.273	11-13-24	17	10	20	4	8
<b>at Carolina, W</b>	<b>93</b>	<b>32-60</b>	<b>.533</b>	<b>.467</b>	<b>.600</b>	<b>7-17</b>	<b>.412</b>	<b>22-28</b>	<b>.786</b>	<b>9-31-40</b>	<b>16</b>	<b>22</b>	<b>14</b>	<b>2</b>	<b>16</b>
Vermont	65	23-58	.397	.308	.469	12-33	.364	7-14	.500	9-22-31	22	18	23	3	7
at Carolina, W	96	30-51	.588	.581	.600	11-19	.579	25-37	.676	6-33-39	20	28	19	3	9
UNC Wilmington	75	27-65	.415	.370	.447	9-23	.391	12-17	.706	8-23-31	31	16	19	2	10
<b>at Carolina, W</b>	<b>107</b>	<b>41-72</b>	<b>.569</b>	<b>.568</b>	<b>.571</b>	<b>9-20</b>	<b>.450</b>	<b>16-25</b>	<b>.640</b>	<b>18-25-43</b>	<b>14</b>	<b>26</b>	<b>19</b>	<b>7</b>	<b>19</b>
Cleveland State	64	24-58	.414	.625	.265	6-23	.261	10-15	.667	12-18-30	22	16	31	3	10
at Carolina, W	105	35-61	.574	.514	.654	10-26	.385	25-30	.833	14-24-38	12	27	12	8	9
William & Mary	66	25-59	.424	.462	.394	5-22	.227	11-12	.917	10-14-24	24	18	19	2	5
<b>at Carolina, W</b>	<b>109</b>	<b>39-69</b>	<b>.565</b>	<b>.581</b>	<b>.553</b>	<b>10-20</b>	<b>.500</b>	<b>21-25</b>	<b>.840</b>	<b>13-36-49</b>	<b>17</b>	<b>27</b>	<b>24</b>	<b>8</b>	<b>8</b>
Maryland	75	27-71	.380	.433	.341	2-22	.091	19-26	.731	9-19-28	20	11	17	3	14
at Carolina, W	91	28-68	.412	.370	.500	9-22	.409	26-35	.743	20-32-52	21	24	19	7	10
Georgia Tech	69	21-57	.368	.269	.452	3-17	.176	24-34	.706	8-25-33	23	8	19	7	14
<b>Carolina, L</b>	<b>82</b>	<b>27-67</b>	<b>.403</b>	<b>.344</b>	<b>.457</b>	<b>7-25</b>	<b>.280</b>	<b>21-26</b>	<b>.808</b>	<b>17-21-38</b>	<b>28</b>	<b>15</b>	<b>16</b>	<b>3</b>	<b>6</b>
at Wake Forest	95	27-62	.435	.393	.471	9-21	.429	32-32	1.000	14-25-39	23	14	14	6	11
Carolina, W	77	28-55	.509	.478	.531	6-15	.400	15-23	.652	13-28-41	19	16	23	2	11
at Clemson	58	20-60	.333	.355	.310	5-19	.263	13-21	.619	13-20-33	20	12	20	6	10
<b>at Carolina, W</b>	<b>87</b>	<b>29-60</b>	<b>.483</b>	<b>.423</b>	<b>.529</b>	<b>5-20</b>	<b>.250</b>	<b>24-31</b>	<b>.774</b>	<b>12-32-44</b>	<b>15</b>	<b>20</b>	<b>19</b>	<b>5</b>	<b>12</b>
Miami	67	24-67	.358	.294	.424	6-22	.273	13-17	.765	10-23-33	21	10	17	6	15
Carolina, W	110	39-65	.600	.656	.545	14-23	.609	18-28	.643	11-34-45	21	26	17	1	10
at Virginia	76	25-64	.391	.250	.500	10-29	.345	16-21	.762	6-20-26	20	13	17	4	4
<b>at Carolina, W</b>	<b>95</b>	<b>33-55</b>	<b>.600</b>	<b>.655</b>	<b>.538</b>	<b>7-14</b>	<b>.500</b>	<b>22-28</b>	<b>.786</b>	<b>9-24-33</b>	<b>21</b>	<b>22</b>	<b>9</b>	<b>6</b>	<b>11</b>
NC State	71	25-64	.391	.412	.367	5-22	.227	16-24	.667	18-16-34	20	14	13	4	6
Carolina, W	81	26-65	.400	.393	.405	8-22	.364	21-28	.750	18-20-38	19	12	9	3	13
at Florida State	60	20-48	.417	.333	.500	9-21	.429	11-15	.733	8-23-31	22	12	22	1	4
<b>Carolina, L</b>	<b>70</b>	<b>25-57</b>	<b>.439</b>	<b>.333</b>	<b>.556</b>	<b>3-14</b>	<b>.214</b>	<b>17-23</b>	<b>.739</b>	<b>17-26-43</b>	<b>20</b>	<b>10</b>	<b>23</b>	<b>4</b>	<b>4</b>
at Duke	71	20-56	.357	.406	.292	10-25	.400	21-22	.955	10-18-28	19	12	15	6	17
Carolina, W	77	30-74	.405	.343	.462	7-23	.304	10-15	.667	15-22-37	17	19	11	1	13
at Connecticut	70	27-62	.435	.393	.471	5-14	.357	11-19	.579	16-33-49	15	11	22	16	5
<b>at Carolina, W</b>	<b>85</b>	<b>31-57</b>	<b>.544</b>	<b>.538</b>	<b>.548</b>	<b>5-15</b>	<b>.333</b>	<b>18-28</b>	<b>.643</b>	<b>14-24-38</b>	<b>19</b>	<b>14</b>	<b>16</b>	<b>2</b>	<b>8</b>
Virginia	61	20-52	.385	.296	.480	5-21	.238	16-21	.762	9-17-26	23	9	17	2	12
at Carolina, W	88	33-65	.508	.581	.441	1-9	.111	21-29	.724	12-32-44	19	20	19	4	16
Clemson	56	21-63	.333	.300	.364	3-15	.200	11-20	.550	16-21-37	11	11	27	9	10
<b>Carolina, W</b>	<b>81</b>	<b>26-53</b>	<b>.491</b>	<b>.481</b>	<b>.500</b>	<b>10-21</b>	<b>.476</b>	<b>19-23</b>	<b>.826</b>	<b>12-21-33</b>	<b>14</b>	<b>17</b>	<b>11</b>	<b>3</b>	<b>5</b>
at NC State	71	24-53	.453	.435	.467	12-27	.444	11-12	.917	7-16-23	19	14	13	4	5
Carolina, W	85	31-62	.500	.515	.483	9-22	.409	14-21	.667	16-28-44	15	18	17	6	8
at Maryland	83	30-71	.423	.361	.486	11-17	.647	12-13	.923	14-21-35	17	14	11	6	4
<b>at Carolina, W</b>	<b>91</b>	<b>34-59</b>	<b>.576</b>	<b>.533</b>	<b>.621</b>	<b>6-16</b>	<b>.375</b>	<b>17-23</b>	<b>.739</b>	<b>9-24-33</b>	<b>13</b>	<b>23</b>	<b>13</b>	<b>2</b>	<b>11</b>
Florida State	76	29-60	.483	.600	.367	10-22	.455	8-10	.800	8-19-27	19	20	18	1	10
at Carolina, W	75	27-67	.403	.500	.303	1-11	.091	20-26	.769	21-28-48	17	14	11	3	8
Duke	73	26-56	.464	.542	.406	11-29	.379	10-19	.526	8-22-30	20	17	12	7	6
<b>Carolina, W (ACC)</b>	<b>88</b>	<b>21-54</b>	<b>.389</b>	<b>.367</b>	<b>.417</b>	<b>9-19</b>	<b>.474</b>	<b>37-47</b>	<b>.787</b>	<b>16-21-37</b>	<b>23</b>	<b>10</b>	<b>19</b>	<b>2</b>	<b>10</b>
vs. Clemson	81	28-59	.475	.615	.364	5-17	.294	20-29	.690	12-21-33	29	10	19	6	12
Carolina, L	75	22-61	.361	.346	.371	8-24	.333	23-28	.821	17-23-40	21	9	15	5	5
vs. Georgia Tech	78	24-65	.369	.438	.303	7-19	.368	23-29	.793	21-26-47	24	10	11	7	3
<b>Carolina, W (NCAA)</b>	<b>96</b>	<b>37-58</b>	<b>.638</b>	<b>.733</b>	<b>.536</b>	<b>12-19</b>	<b>.632</b>	<b>10-19</b>	<b>.526</b>	<b>15-24-39</b>	<b>13</b>	<b>27</b>	<b>15</b>	<b>3</b>	<b>9</b>
vs. Oakland	68	25-58	.431	.448	.414	6-15	.400	12-18	.667	11-11-22	16	12	10	0	9
Carolina, W	92	31-65	.477	.432	.536	8-25	.320	22-37	.595	15-35-50	18	20	13	4	14
vs. Iowa State	65	27-76	.355	.429	.293	4-13	.308	7-17	.412	20-27-47	23	20	17	2	8
<b>Carolina, W</b>	<b>67</b>	<b>20-48</b>	<b>.417</b>	<b>.379</b>	<b>.474</b>	<b>8-19</b>	<b>.421</b>	<b>19-24</b>	<b>.792</b>	<b>12-30-42</b>	<b>24</b>	<b>11</b>	<b>17</b>	<b>3</b>	<b>3</b>
vs. Villanova	66	23-61	.377	.375	.379	8-28	.286	12-19	.632	14-19-33	21	7	9	5	5
Carolina, W	88	34-64	.531	.594	.469	5-16	.313	15-18	.833	12-21-33	15	19	9	5	5
vs. Wisconsin	82	30-61	.492	.500	.481	11-24	.458	11-13	.846	10-19-29	17	17	12	0	5
<b>Carolina, W</b>	<b>87</b>	<b>35-71</b>	<b>.493</b>	<b>.375</b>	<b>.571</b>	<b>6-20</b>	<b>.300</b>	<b>11-17</b>	<b>.647</b>	<b>13-38-51</b>	<b>17</b>	<b>18</b>	<b>13</b>	<b>6</b>	<b>5</b>
vs. Michigan State	71	25-74	.338	.375	.294	7-23	.304	14-18	.778	15-27-42	19	15	12	4	10
Carolina, W	75	27-52	.519	.552	.478	9-16	.563	12-19	.632	8-26-34	13	12	10	2	4
vs. Illinois	70	27-70	.386	.270	.515	12-40	.300	4-6	.667	17-22-39	18	18	8	1	8



## 2003-04 GAME-BY-GAME STATS

	PTS	FG	FG%	1st	2nd	3FG	3FG%	FT	FT%	O-D-REB	PF	A	TO	B	ST
at Carolina, W	90	37-61	.607	.593	.618	1-8	.125	15-22	.682	9-28-37	12	25	15	9	13
Old Dominion	64	26-69	.377	.303	.444	10-29	.345	2-3	.667	15-17-32	20	18	22	2	7
<b>Carolina, W</b>	<b>91</b>	<b>30-59</b>	<b>.508</b>	<b>.517</b>	<b>.500</b>	<b>8-22</b>	<b>.364</b>	<b>23-37</b>	<b>.622</b>	<b>10-24-34</b>	<b>21</b>	<b>17</b>	<b>14</b>	<b>2</b>	<b>10</b>
<b>at Davidson</b>	<b>68</b>	<b>22-52</b>	<b>.423</b>	<b>.364</b>	<b>.467</b>	<b>11-29</b>	<b>.379</b>	<b>13-18</b>	<b>.722</b>	<b>9-28-37</b>	<b>32</b>	<b>16</b>	<b>27</b>	<b>1</b>	<b>4</b>
Carolina, W	82	31-74	.419	.444	.395	2-11	.182	18-28	.643	24-25-49	21	19	16	6	7
at Cleveland State	76	26-60	.433	.500	.382	9-27	.333	15-22	.682	12-26-38	26	16	20	6	9
<b>Carolina, W</b>	<b>88</b>	<b>30-63</b>	<b>.476</b>	<b>.457</b>	<b>.500</b>	<b>6-16</b>	<b>.375</b>	<b>22-28</b>	<b>.786</b>	<b>12-29-41</b>	<b>15</b>	<b>19</b>	<b>13</b>	<b>5</b>	<b>8</b>
<b>vs. Illinois</b>	<b>81</b>	<b>34-75</b>	<b>.453</b>	<b>.483</b>	<b>.435</b>	<b>6-24</b>	<b>.250</b>	<b>7-18</b>	<b>.389</b>	<b>18-24-42</b>	<b>21</b>	<b>17</b>	<b>14</b>	<b>2</b>	<b>8</b>
at Carolina, W	115	39-64	.609	.556	.649	8-15	.533	29-38	.763	15-25-40	21	28	13	3	10
George Mason	81	27-60	.450	.484	.414	10-23	.435	17-20	.850	12-15-27	27	17	20	2	8
<b>at Carolina, W</b>	<b>64</b>	<b>21-69</b>	<b>.304</b>	<b>.371</b>	<b>.235</b>	<b>4-21</b>	<b>.190</b>	<b>18-28</b>	<b>.643</b>	<b>25-28-53</b>	<b>10</b>	<b>11</b>	<b>14</b>	<b>9</b>	<b>10</b>
<b>Akron</b>	<b>53</b>	<b>24-64</b>	<b>.375</b>	<b>.353</b>	<b>.400</b>	<b>2-15</b>	<b>.133</b>	<b>3-5</b>	<b>.600</b>	<b>13-27-40</b>	<b>21</b>	<b>12</b>	<b>17</b>	<b>6</b>	<b>6</b>
at Carolina, L (3 OT)	114	44-90	.489	.645	.407	9-23	.391	17-31	.548	18-31-49	26	25	15	6	11
Wake Forest	119	46-90	.511	.545	.491	11-30	.367	16-31	.516	18-35-53	26	21	16	5	8
<b>Carolina, W</b>	<b>71</b>	<b>24-61</b>	<b>.393</b>	<b>.250</b>	<b>.600</b>	<b>10-25</b>	<b>.400</b>	<b>13-24</b>	<b>.542</b>	<b>21-23-44</b>	<b>19</b>	<b>15</b>	<b>20</b>	<b>3</b>	<b>10</b>
<b>vs. UNC Wilmington</b>	<b>54</b>	<b>18-50</b>	<b>.360</b>	<b>.316</b>	<b>.387</b>	<b>6-19</b>	<b>.316</b>	<b>12-18</b>	<b>.667</b>	<b>12-24-36</b>	<b>23</b>	<b>10</b>	<b>26</b>	<b>1</b>	<b>11</b>
at Carolina, W	105	38-66	.576	.625	.529	8-13	.615	21-31	.677	11-23-34	14	29	13	5	19
Coastal Carolina	72	27-61	.443	.321	.545	9-23	.391	9-13	.692	13-23-36	24	17	28	0	7
<b>Carolina, L</b>	<b>56</b>	<b>22-54</b>	<b>.407</b>	<b>.407</b>	<b>.407</b>	<b>5-17</b>	<b>.294</b>	<b>7-9</b>	<b>.778</b>	<b>11-25-36</b>	<b>14</b>	<b>10</b>	<b>20</b>	<b>4</b>	<b>6</b>
<b>at Kentucky</b>	<b>61</b>	<b>25-62</b>	<b>.403</b>	<b>.258</b>	<b>.548</b>	<b>5-18</b>	<b>.278</b>	<b>6-13</b>	<b>.462</b>	<b>16-20-36</b>	<b>13</b>	<b>12</b>	<b>13</b>	<b>4</b>	<b>7</b>
at Carolina, W	89	35-70	.500	.529	.472	3-17	.176	16-24	.667	21-31-52	21	24	22	2	13
Miami	64	24-64	.375	.406	.344	6-20	.300	10-17	.588	13-19-32	21	12	22	2	17
<b>at Carolina, W</b>	<b>103</b>	<b>35-71</b>	<b>.493</b>	<b>.525</b>	<b>.452</b>	<b>3-11</b>	<b>.273</b>	<b>30-44</b>	<b>.682</b>	<b>15-25-40</b>	<b>24</b>	<b>22</b>	<b>14</b>	<b>5</b>	<b>13</b>
<b>Georgia Tech</b>	<b>88</b>	<b>27-65</b>	<b>.415</b>	<b>.481</b>	<b>.368</b>	<b>7-22</b>	<b>.318</b>	<b>27-34</b>	<b>.794</b>	<b>14-29-43</b>	<b>28</b>	<b>13</b>	<b>24</b>	<b>4</b>	<b>10</b>
Carolina, L	84	30-73	.411	.487	.324	7-19	.368	17-26	.654	21-18-39	24	20	16	8	12
at Maryland	90	31-57	.544	.545	.542	3-9	.333	25-35	.714	14-26-40	18	14	22	7	6
<b>at Carolina, W</b>	<b>86</b>	<b>29-66</b>	<b>.439</b>	<b>.400</b>	<b>.500</b>	<b>8-19</b>	<b>.421</b>	<b>20-27</b>	<b>.741</b>	<b>14-22-36</b>	<b>17</b>	<b>18</b>	<b>15</b>	<b>2</b>	<b>10</b>
<b>Connecticut</b>	<b>83</b>	<b>34-70</b>	<b>.486</b>	<b>.412</b>	<b>.556</b>	<b>7-20</b>	<b>.350</b>	<b>8-15</b>	<b>.533</b>	<b>18-25-43</b>	<b>20</b>	<b>23</b>	<b>21</b>	<b>11</b>	<b>9</b>
Carolina, L (OT)	81	29-64	.453	.548	.458	12-29	.414	11-19	.579	13-18-31	16	18	16	2	10
at Florida State	90	33-59	.559	.538	.517	8-19	.421	16-22	.727	13-27-40	17	12	20	3	11
<b>at Carolina, W</b>	<b>96</b>	<b>34-65</b>	<b>.523</b>	<b>.447</b>	<b>.630</b>	<b>6-14</b>	<b>.429</b>	<b>22-30</b>	<b>.733</b>	<b>15-23-38</b>	<b>19</b>	<b>22</b>	<b>11</b>	<b>4</b>	<b>11</b>
<b>Virginia</b>	<b>77</b>	<b>25-53</b>	<b>.472</b>	<b>.500</b>	<b>.440</b>	<b>7-20</b>	<b>.350</b>	<b>20-23</b>	<b>.870</b>	<b>8-19-27</b>	<b>24</b>	<b>16</b>	<b>19</b>	<b>6</b>	<b>8</b>
at Carolina, W	68	23-52	.442	.448	.435	6-15	.400	16-20	.800	12-20-32	17	16	18	1	10
NC State	66	25-48	.521	.577	.455	8-21	.381	8-11	.727	5-20-25	18	13	20	1	13
<b>Carolina, L</b>	<b>72</b>	<b>28-58</b>	<b>.483</b>	<b>.538</b>	<b>.438</b>	<b>6-19</b>	<b>.316</b>	<b>10-17</b>	<b>.588</b>	<b>11-16-27</b>	<b>25</b>	<b>12</b>	<b>14</b>	<b>3</b>	<b>11</b>
<b>at Clemson</b>	<b>81</b>	<b>25-45</b>	<b>.556</b>	<b>.552</b>	<b>.563</b>	<b>11-13</b>	<b>.846</b>	<b>20-33</b>	<b>.606</b>	<b>11-23-34</b>	<b>17</b>	<b>15</b>	<b>20</b>	<b>7</b>	<b>8</b>
at Carolina, L	81	32-74	.432	.500	.441	5-18	.278	12-17	.706	21-25-46	19	18	21	6	10
Duke (OT)	83	27-64	.422	.500	.333	7-21	.333	22-26	.846	14-25-39	17	18	18	6	4
<b>Carolina, W</b>	<b>79</b>	<b>26-61</b>	<b>.426</b>	<b>.419</b>	<b>.433</b>	<b>7-25</b>	<b>.280</b>	<b>20-22</b>	<b>.909</b>	<b>17-21-38</b>	<b>21</b>	<b>14</b>	<b>12</b>	<b>2</b>	<b>4</b>
<b>at Wake Forest</b>	<b>73</b>	<b>25-56</b>	<b>.446</b>	<b>.407</b>	<b>.483</b>	<b>7-23</b>	<b>.304</b>	<b>16-21</b>	<b>.762</b>	<b>14-20-34</b>	<b>17</b>	<b>14</b>	<b>10</b>	<b>6</b>	<b>4</b>
Carolina, L	77	29-71	.408	.364	.447	10-25	.400	9-19	.474	16-24-40	20	16	12	3	11
at Georgia Tech	88	26-54	.481	.375	.636	13-25	.520	23-28	.821	8-32-40	19	18	19	11	7
<b>at Carolina, W</b>	<b>97</b>	<b>28-51</b>	<b>.549</b>	<b>.581</b>	<b>.500</b>	<b>5-14</b>	<b>.357</b>	<b>36-50</b>	<b>.720</b>	<b>13-37-50</b>	<b>24</b>	<b>17</b>	<b>22</b>	<b>8</b>	<b>5</b>
<b>Maryland</b>	<b>86</b>	<b>30-78</b>	<b>.385</b>	<b>.300</b>	<b>.474</b>	<b>6-21</b>	<b>.286</b>	<b>20-30</b>	<b>.667</b>	<b>18-14-32</b>	<b>31</b>	<b>20</b>	<b>10</b>	<b>3</b>	<b>16</b>
at Carolina, W	78	24-55	.436	.500	.360	9-21	.429	21-37	.568	17-31-48	18	16	18	2	7
Florida State	71	23-56	.411	.333	.483	15-37	.405	10-19	.526	4-24-38	27	17	14	6	11
<b>Carolina, L</b>	<b>72</b>	<b>29-63</b>	<b>.460</b>	<b>.517</b>	<b>.412</b>	<b>5-18</b>	<b>.278</b>	<b>9-12</b>	<b>.750</b>	<b>11-24-35</b>	<b>19</b>	<b>21</b>	<b>15</b>	<b>5</b>	<b>6</b>
<b>at Virginia</b>	<b>74</b>	<b>25-64</b>	<b>.391</b>	<b>.375</b>	<b>.406</b>	<b>9-24</b>	<b>.375</b>	<b>15-21</b>	<b>.714</b>	<b>18-23-41</b>	<b>13</b>	<b>14</b>	<b>16</b>	<b>3</b>	<b>4</b>
Carolina, W	71	25-45	.556	.571	.529	8-16	.500	13-18	.722	6-30-36	12	15	17	3	5
at NC State	64	23-64	.359	.286	.448	8-34	.235	10-13	.769	13-17-30	16	11	7	2	8
<b>at Carolina, W</b>	<b>69</b>	<b>28-64</b>	<b>.438</b>	<b>.357</b>	<b>.500</b>	<b>11-23</b>	<b>.478</b>	<b>2-4</b>	<b>.500</b>	<b>13-16-29</b>	<b>11</b>	<b>18</b>	<b>11</b>	<b>4</b>	<b>13</b>
<b>Clemson</b>	<b>53</b>	<b>21-49</b>	<b>.429</b>	<b>.304</b>	<b>.538</b>	<b>7-17</b>	<b>.412</b>	<b>4-8</b>	<b>.500</b>	<b>13-21-34</b>	<b>12</b>	<b>11</b>	<b>23</b>	<b>4</b>	<b>7</b>
Carolina, L	65	24-65	.369	.343	.400	5-22	.227	12-17	.706	20-23-43	17	15	16	2	6
at Duke	70	28-58	.483	.483	.483	3-11	.273	11-18	.611	9-22-31	18	12	12	6	8
<b>Carolina, L</b>	<b>82</b>	<b>26-66</b>	<b>.394</b>	<b>.400</b>	<b>.387</b>	<b>5-18</b>	<b>.278</b>	<b>25-33</b>	<b>.758</b>	<b>18-25-43</b>	<b>22</b>	<b>14</b>	<b>15</b>	<b>4</b>	<b>8</b>
<b>vs. Georgia Tech (ACC)</b>	<b>83</b>	<b>28-57</b>	<b>.491</b>	<b>.519</b>	<b>.467</b>	<b>5-18</b>	<b>.278</b>	<b>22-26</b>	<b>.846</b>	<b>8-27-35</b>	<b>25</b>	<b>17</b>	<b>15</b>	<b>5</b>	<b>8</b>
Carolina, W	63	22-53	.415	.323	.545	4-13	.308	15-18	.833	14-21-35	15	12	13	1	10
vs. Air Force (NCAA)	52	17-39	.436	.500	.381	8-25	.320	10-13	.769	2-19-21	15	15	16	2	7
<b>Carolina, L</b>	<b>75</b>	<b>25-65</b>	<b>.385</b>	<b>.400</b>	<b>.367</b>	<b>9-28</b>	<b>.321</b>	<b>16-19</b>	<b>.842</b>	<b>16-20-36</b>	<b>21</b>	<b>14</b>	<b>11</b>	<b>1</b>	<b>6</b>
<b>vs. Texas</b>	<b>78</b>	<b>27-55</b>	<b>.491</b>	<b>.600</b>	<b>.360</b>	<b>5-13</b>	<b>.385</b>	<b>19-23</b>	<b>.826</b>	<b>9-26-35</b>	<b>19</b>	<b>10</b>	<b>11</b>	<b>1</b>	<b>6</b>



## HISTORICAL TIMELINE

**Jan. 27, 1911:** Carolina defeats Virginia Christian, 42-21, in first game. **Marvin "Philly" Ritch**, considered the Father of Carolina Basketball, is the team's first captain and leading scorer.

**Feb. 22, 1913:** Carolina plays the North Carolina College of Agricultural and Mechanic Arts (NC State) for the first time in any sport since 1906. The Tar Heels lost that first encounter, 26-18. The teams would not play again until the 1919 state championship.

**Dec. 29, 1913:** **Meb Long**, UNC's first great scorer, scored 23 points in a win over the Charlotte YMCA. Long became the first Tar Heel to score 20 points in a game. Two weeks earlier, Meb and **Cyrus Long** became the first brothers to play basketball for UNC.

**Feb. 19, 1914:** **Ben Edwards** plays for Guilford in a 38-13 Tar Heel victory. Earlier in the year, Edwards played in six games for Carolina, thus becoming the first and only player to play for and against UNC in the same season.

**Feb. 20, 1915:** Lynchburg YMCA beats Carolina, 63-20, the most lopsided loss in UNC history (43 points).

**Jan. 24, 1920:** **Billy Carmichael** scored 16 points in a 36-25 win over Trinity in the first-ever basketball game between the two schools located eight miles apart. Carmichael led the team in scoring in 1919-20

(10.8 ppg) and was later the University's controller and acting president. Carmichael Auditorium was named in his honor.

**Feb. 26, 1921:** **Cartwright Carmichael** scored 15 points in a win over Virginia and sets UNC's single-season scoring record, surpassing Meb Long. Carmichael would finish the season with 286 points.

**Feb. 28, 1922:** **Cartwright Carmichael** and **Monk McDonald** lead UNC to a 40-26 win over Mercer for Southern Conference Tournament title.

**Feb. 29, 1924:** En route to an undefeated season the Tar Heels play and beat Kentucky for the first time, a 41-20 win in the first round of the Southern Conference Tournament in Atlanta. **Jack Cobb** scored 17 points.

**March 4, 1924:** **Jack Cobb's** 15 points almost single-handedly outscored Alabama in a 26-16 win in the Southern Conference title game. UNC finishes 26-0 and the Helms Foundation later selects Carolina as national champions. **Cobb** leads all scorers with a single-season school record 353 points. **Cobb**, **Cartwright Carmichael** and **Monk McDonald** combine to average 28 of UNC's 36.9 points per game.

**Jan. 24, 1925:** **John Purser** scores 10 points to lead UNC to a 25-21 win at Duke's Memorial Gymnasium. It was the first game ever played between North Carolina and Duke as the school formerly known as Trin-

ity changed its name less than four weeks prior to the game.

**Feb. 12, 1925:** Head cheerleader Vic Hugins introduces **Rameses**, the school's first ram mascot, at halftime of UNC's 28-27 loss to South Carolina.

**Feb. 18, 1926:** A 17-8 loss to NC State marks the fewest points in UNC history, but two weeks later, Carolina beats Mississippi State to win the Southern Conference Tournament.

**Feb. 27, 1932:** **Virgil Weathers'** basket with less than 30 seconds to play gives Carolina a 43-42 win over Adolph Rupp's top-seed Kentucky in the second round of the Southern Conference Tournament. It would prove to be the final time the two schools played one another as members of the same conference.

**1933-34:** The first season in which Carolina wore numbers on its jerseys. **Dave McCachren** was captain, marking the first of four brothers from Charlotte (**Jim 1936**, **Bill 1939** and **George 1943**) to captain the team.

**Jan. 15, 1936:** NYU beats the Tar Heels, 55-33, in Carolina's first game in Madison Square Garden.

**March 7, 1936:** Trailing 42-30 with less than 10 minutes to play, the Tar Heels go on a 20-3 run to defeat Washington & Lee, 50-45, to win the Southern Conference Tournament. The game was called the greatest comeback in the history of Southern basketball. **Andy Bershak**, who won All-America honors in football, scored the go-ahead basket and led UNC with 15 points.

**Feb. 10, 1941:** Two-time All-America **George Glamack** scores a record 45 points in 76-53 win over Clemson. Later that year, UNC loses to Pittsburgh and Dartmouth in first-ever NCAA Tournament appearance.

**March 21, 1946:** 57-49 win over NYU in Madison Square Garden is Carolina's first in the NCAA Tournament. Five days later, Oklahoma A&M beats UNC, 43-40, in NCAA championship game. **"Hook" Dillon** scores 16 for Tar Heels in title game, but Bob Kurland leads A&M with 23.

**Dec. 3, 1951:** 100-57 win over Furman marks the first of 171 games in which Carolina scores 100 or more points. The Tar Heels are 153-18 in those games.


### NCAA DIVISION I LEADERS IN ALL-TIME WINS (entering the 2020-21 season)

No.	School	Yrs.	Won	Lost	Tied	Pct.	Wins/Season
1.	Kentucky	118	2,318	712	1	.765	19.6
2.	Kansas	122	2,302	862	0	.728	18.9
3.	North Carolina	110	2,276	818	0	.736	20.7
4.	Duke	115	2,201	893	0	.711	19.1
5.	Temple	126	1,940	1,096	0	.639	15.4
6.	Syracuse	120	1,922	922	0	.676	16.0
7.	UCLA	101	1,906	864	0	.688	18.9
8.	Notre Dame	123	1,900	1,040	1	.646	15.4
9.	St. John's (NY)	113	1,871	1,044	0	.642	16.6
10.	Indiana	120	1,857	1,061	0	.636	15.5

### NCAA DIVISION I LEADERS IN ALL-TIME WINNING PERCENTAGE (entering the 2020-21 season)

No.	School	Yrs.	Won	Lost	Tied	Pct.
1.	Kentucky	118	2,318	712	1	.765
2.	North Carolina	110	2,276	818	0	.736
3.	Kansas	122	2,302	862	0	.728
4.	Duke	115	2,201	893	0	.711
5.	UNLV	62	1,279	572	0	.691
6.	UCLA	101	1,906	864	0	.688
7.	Syracuse	120	1,922	922	0	.676
8.	Western Kentucky	106	1,815	936	0	.660
9.	Arizona	116	1,834	957	1	.657
10.	Villanova	100	1,799	941	0	.657





The 1957 Tar Heels, shown here celebrating after winning the ACC Tournament, won UNC's first NCAA title with a perfect 32-0 record. With head coach Frank McGuire: (front row, l-r) Bill Hathaway, Bob Cunningham, Tommy Kearns; (middle row, l-r) Pete Brennan, Joe Quigg and Lennie Rosenbluth.

**Feb. 29, 1952:** Duke's Dick Groat scores 48, Bernie Jernicki grabs 31 rebounds in 94-64 Blue Devil win.

**Dec. 1, 1952:** Frank McGuire Era begins with 70-50 win over The Citadel. McGuire would post a 164-58 record in nine seasons.

**Dec. 12, 1953:** 82-56 win over South Carolina is UNC's first ACC game and win.

**Feb. 8, 1954:** Virginia's Buzz Wilkinson scores 48 in 83-69 Wahoo win, most points ever vs. UNC in an ACC game.

**March 4, 1954:** UNC loses first-ever ACC Tournament game, 52-51, to eventual champion NC State.

**Dec. 14, 1955:** Lennie Rosenbluth scores 29 as 16th-ranked Carolina beats fifth-ranked Alabama, 99-77, in UNC's first game as ranked team in AP poll.

**Jan. 14, 1956:** Lennie Rosenbluth ties UNC record with 45 points in a 103-99 win at Clemson. The Bronx native goes 15 for 23 from the floor and 15 for 24 from the line.

**Feb. 24, 1956:** Lennie Rosenbluth has 31 points and 14 boards in 73-65 win over Duke that clinches UNC's first-ever ACC regular-season title. Tar Heels, 11-3 in ACC, get first ACC Tournament win (over Virginia in quarterfinal), but are upset by No. 20 Wake Forest in semifinals.

**Dec. 4, 1956:** Lennie Rosenbluth sets UNC scoring record with 47 in season-opening win over Furman. Rosenbluth makes 20 of 37 shots from the floor and adds 17 rebounds.

**Dec. 29, 1956:** Carolina beats Wake Forest, 63-55, to win Dixie Classic for first time, one of four UNC wins that year over the Deacons (by a combined 18 points).

**Jan. 30, 1957:** Tar Heels beat Western Carolina, 77-59, in UNC's first-ever game as No. 1 ranked team in the nation (poll released Jan. 22).

**Feb. 5-9, 1957:** Lennie Rosenbluth scores eight of UNC's extra-session points in double-overtime win at Maryland followed by a 75-73 win over Duke as Tommy Kearns hits two free throws in the final minute to keep their unbeaten streak alive.

**March 1, 1957:** Lennie Rosenbluth scores 40 at Duke to cap perfect 14-0 ACC record. Rosenbluth, the National Player of the Year, sets UNC record averaging 28.0 points for the season.

**March 7-9, 1957:** Carolina wins first ACC Tournament title with wins over Clemson, Wake Forest and South Carolina. Lennie Rosenbluth has 45 in first round over Tigers and hits three-point play to beat Deacs in semifinals. The 45 points still stands as the ACC Tournament single-game record.

**March 22, 1957:** Pete Brennan sends national semifinal vs. Michigan State into second overtime with four seconds left and UNC wins, 74-70 in triple overtime. Lennie Rosenbluth (31) and Bob Cunningham (19) lead the Tar Heels.

**March 23, 1957:** No. 1 Carolina beats No. 2 Kansas, 54-53, in another triple overtime classic. Tommy Kearns jumps center against 7-0 All-America center Wilt Chamberlain.

## AVERAGE FINISH ATLANTIC COAST CONFERENCE REGULAR SEASON

### ALL-TIME

School (Years in ACC)	Ave. Finish
Carolina (67)	2.3
Duke (67)	2.8
Louisville (6)	4.3
NC State (67)	5.1
Virginia (67)	5.1
Wake Forest (67)	5.6
Florida State (29)	6.0
Clemson (67)	6.3
Georgia Tech (41)	6.8
Syracuse (7)	6.9
Miami (16)	7.0
Notre Dame (7)	7.3
Virginia Tech (16)	7.6
Boston College (15)	9.4
Pittsburgh (7)	11.1

### IN THE ROY WILLIAMS ERA (LAST 17 YEARS)

School (Years in ACC)	Ave. Finish
Duke (17)	2.6
Carolina (17)	3.1
Louisville (6)	4.3
Virginia (17)	4.9
Florida State (17)	5.8
Syracuse (7)	6.9
Miami (16)	7.0
Clemson (17)	7.2
Notre Dame (7)	7.3
NC State (17)	7.4
Virginia Tech (16)	7.6
Georgia Tech (17)	8.9
Wake Forest (17)	9.3
Boston College (15)	9.4
Pittsburgh (7)	11.1

Lennie Rosenbluth scores 20, but fouls out in regulation. UNC center Joe Quigg hits the winning free throws with six seconds left in the third OT and Carolina caps perfect 32-0 season as national champions.

**Dec. 21, 1957:** Jerry West leads eighth-ranked West Virginia to 75-64 win over No. 1 Carolina in the finals of the Kentucky Invitational, ending UNC's 37-game win streak.

**Jan. 14, 1959:** Third-ranked UNC beats No. 1 NC State, 72-68, the first of an NCAA record 11 wins over No. 1 ranked teams.

**Dec. 29, 1959:** York Larese sets ACC record in 75-53 win over Duke by making 21 free throw attempts.

**Dec. 2, 1961:** Bryan McSweeney and Jim Hudock each score 20 and Larry Brown has 12 points and eight rebounds as Carolina beats Virginia, 80-46, in Dean Smith's first game as head coach.



**DEAN SMITH and BOBBY LEWIS**, one of Smith's first great All-Americans, who set UNC's single-game scoring record in 1965 with 49 points vs. Florida State, a record that still stands.

**Dec. 17, 1962:** Yogi Poteet scores 17 and Billy Cunningham grabs 17 rebounds in Dean Smith's first of 13 wins against Kentucky (against only three losses), a 68-66 victory in Lexington.

**Jan. 13, 1964:** Billy Cunningham scores 40 and has 28 rebounds in 97-88 win over Maryland, one of the Kangaroo Kid's 40 consecutive double-doubles.

**Dec. 7, 1964:** Bobby Lewis and Billy Cunningham score 23 and 22 points, respectively, and Carolina beats 11th-ranked Kentucky, 82-67, in Charlotte, Dean Smith's first win over a ranked opponent.

**Dec. 4, 1965:** UNC beats William and Mary, 82-68, in the first game played at Carmichael Auditorium.

**Dec. 16, 1965:** Bobby Lewis scores a UNC-record 49 points in 115-80 win over Florida State, a mark that stands today. Lewis goes 18 of 25 from the floor and 13 of 16 from the line and adds seven boards and five assists. He averages 27.4 points that year, second-best ever by a Tar Heel.

**March 4, 1966:** Mike Lewis hits a free throw to break a 20-all tie and give second-ranked Duke a 21-20 win in the ACC semifinals. John Yokley and Duke's Steve Vacendak share game-scoring honors with six points. Only a combined 36 field goal attempts are taken in a classic delay game. The Blue Devils led 7-5 at halftime.

**March 11, 1967:** Carolina had won the ACC regular-season title for the first time under Dean Smith, then beat Duke for the third time, 82-73, to win Smith's first ACC Tournament crown. MVP **Larry Miller** had 32 points and **Bobby Lewis** added 26.

**March 17, 1967:** Fourth-ranked Carolina beats No. 5 Princeton for Dean Smith's first NCAA Tournament win. **Bobby Lewis** earns regional MVP honors as UNC beats Boston College the next day to advance to the Final Four, where they lose to Dayton in the national semifinal.

**December 2, 1967:** **Charlie Scott** becomes Carolina's first black player, scoring 18 points and grabbing nine rebounds vs. Virginia Tech. Scott is inducted in the Naismith Hall of Fame in 2018.

**Feb. 21, 1968:** **Rusty Clark** sets UNC record with 30 rebounds in 83-60 win over Maryland.

**March 2, 1968:** Third-ranked UNC had already clinched its second straight ACC regular-season title, but lose in triple overtime at 10th-ranked Duke, 87-86. **Larry Miller** plays all 55 minutes and has 15 points and 15 rebounds.

**March 9, 1968:** **Larry Miller** (21 points) earns his second ACC Tournament MVP in a row as Carolina beats NC State, 87-50, still the largest margin in ACC championship game history.

**March 15-16, 1968:** Fourth-ranked Tar Heels beats No. 3 St. Bonaventure and No. 8 Davidson behind regional MVP **Rusty Clark** to advance to Final Four. Clark has 22 points and 17 rebounds in regional final. Tar Heels beat Ohio State in Final Four, but fall to Lew Alcindor and UCLA, 78-55, for national title in Los Angeles Sports Arena.

**Feb. 26, 1969:** **Bill Bunting** leads balanced effort with 14 points as Tar Heels beat South Carolina in Columbia to wrap up third straight ACC regular-season title.

**March 8, 1969:** **Charlie Scott** scores 40 points, 29 in the second half, as Carolina beats Duke, 85-74 in ACC title game. Duke leads by nine at the half, but Scott sets ACC championship game scoring record and wins MVP honors.

**March 15, 1969:** **Charlie Scott** hits the game-winning jumper at the buzzer to beat Lefty Driesell's Davidson Wildcats, 87-85, to win NCAA East Regional and advance to third consecutive Final Four. UNC loses to Purdue behind Rick Mount's 36 points.

#### TAR HEELS IN THE OLYMPIC GAMES

Player/Coach	Year
Larry Brown	1964 gold
Charlie Scott	1968 gold
Bobby Jones	1972 silver
Walter Davis	1976 gold
Phil Ford	1976 gold
Bill Guthridge (Asst. Coach)	1976 gold
Mitch Kupchak	1976 gold
Tommy LaGarde	1976 gold
Dean Smith (Head Coach)	1976 gold
Al Wood	1980 (dnp-boycott)
Michael Jordan	1984 gold, 1992 gold
Sam Perkins	1984 gold
J.R. Reid	1988 bronze
Henrik Rodl (Germany)	1992
Vince Carter	2000 gold
Larry Brown (Asst. Coach)	2000 gold
Larry Brown (Head Coach)	2004 bronze
Roy Williams (Asst. Coach)	2004 bronze
Harrison Barnes	2016 gold

**Note:** With the exception of Rodl, all other UNC players and coaches have represented the United States.

**Most Olympics:** 2 by Michael Jordan, 1984, 1992

**Most Games:** 16 by Michael Jordan

**Most Points:** 256 by Michael Jordan

**Most Points in a Game:** 24 by Michael Jordan, 1984 gold medal game vs. Spain

**Most Rebounds in a Game:** 11 by Sam Perkins, 1984 semifinals vs. Canada and gold medal game vs. Spain

**Most Assists in a Game:** 12 by Phil Ford, 1976 gold medal game vs. Yugoslavia (Olympic record)

**Jan. 17, 1970:** **Charlie Scott** scores 43 in 91-90 loss to Wake Forest. Later that year, the ACC's leading scorer and co-Male Athlete of the Year scores 41 points in ACC Tournament loss to Virginia. Scott averages 27.1 points, the third-highest mark by a Tar Heel.



**CHARLIE SCOTT** was Carolina's first black player, the ACC Athlete of the Year in 1970, an NBA champion and 2018 Naismith Hall of Famer.





**PHIL FORD** mastered the Four Corners and became one of the greatest and most popular players ever to play for the Tar Heels.

**March 13, 1971:** South Carolina beats UNC, 52-51, on a Tom Owens lay-up at the buzzer in the ACC championship game. Owens' basket followed a jump ball with just three seconds to play. **Lee Dedmon** shared MVP honors as a member of the second-place team.

**March 27, 1971:** **Bill Chamberlain** scores 34 points and has 10 rebounds as UNC beats Georgia Tech, 84-66, to win the NIT. The Tar Heels also beat Julius Erving and Massachusetts in the first round, Providence and Duke (in the semifinal), all in Madison Square Garden.

**Jan. 29, 1972:** A 92-72 win over Maryland is Carolina's 1,000th victory. The Terps won the rematch in overtime, but Carolina won the rubber match, 73-59, to win the ACC Tournament. MVP **Robert McAdoo** averaged 15 points in the Tournament and **Dennis Wuycik** scored 24 in the championship game.

**March 18, 1972:** Second-ranked Carolina beats No. 3 Penn, 73-59, to advance to the Final Four. **Dennis Wuycik** (18), **Robert McAdoo** (17) and **George Karl** (16) lead Carolina past the Quakers. McAdoo has 24 points and 15 rebounds in Final Four loss to Florida State, but fouled out with 13 minutes to play. McAdoo declares for the NBA after his junior year and was selected No. 1 in the NBA Draft.

**Jan. 19, 1974:** All-America **Bobby Jones** steals the ball and drives the length of the floor for a game-winning lay-up as time expires in 73-71 win at Duke.

**March 2, 1974:** Freshman **Walter Davis** banks in a 25-footer at the buzzer to send the game to overtime, where the Tar Heels beat Duke, 96-92. Carolina trails the Blue Devils by eight points with 17 seconds to play in regulation, but UNC rallies behind Jones, who had four points and a steal.

**March 6-8, 1975:** **Phil Ford** becomes first freshman to win ACC Tournament MVP honors after leading Carolina to the title with 70-66 victory over defending NCAA champion NC State and David Thompson. Tar Heels beat Wake Forest, 101-100, in overtime in the quarterfinal after trailing by eight points with 50 seconds to play. **Brad Hoffman** sends the game into overtime with a 12-foot jumper with two seconds to play. Ford scores 29 and UNC needs overtime again to knock out Clemson in semifinals, then scores 24 in championship game win over Norm Sloan's Wolfpack.

**Feb. 14, 1976:** **Mitch Kupchak** has 35 points and 21 rebounds and **Walter Davis** has 26 points, 11 boards and six steals as Carolina works four overtimes to beat Tulane, 113-106, in the Louisiana Superdome. It is the longest game in Carolina history.

**March 8, 1976:** Wally Walker scores 21 points to lead sixth-seeded Virginia to 67-62 win over regular-season champion UNC in ACC championship game.

**March 5, 1977:** **Phil Ford** scores 26 and freshman **Mike O'Koren** adds 21 as Carolina returns the favor from a year before, beating Virginia, 75-69, in the ACC final. Tournament MVP **John Kuester** handles the ball after Ford fouls out with 5:45 to play and goes 6 for 6 from the line. Ford scores 19 of his 26 in the first half. **Bruce Buckley** gives UNC the lead for good, breaking a 67-all tie.

**March 17, 1977:** **Phil Ford** hyper-extends his right elbow, but scores 29 points, including the winning free throw with two seconds left in 79-77 win over Notre Dame (on St. Patrick's Day) in the NCAA East Regional semifinal.

**March 19, 1977:** **Walter Davis**, playing with a broken finger on his shooting hand, scores 21 points as fifth-ranked UNC beats No. 13 Kentucky, 79-72, to reach the Final Four.

**March 26, 1977:** **Mike O'Koren** scores 31 as Tar Heels edge No. 4 UNLV, 84-83, in national semifinal. Carolina loses a second-half lead and the championship two days later to Al McGuire's Marquette Warriors, 67-59.

#### FIRST-TEAM ACADEMIC ALL-AMERICAS (schools with 10 or more)

School	Awards
UCLA	17
Kansas	15
Duke	13
Indiana	13
Notre Dame	13
North Carolina	10
Billy Cunningham	1965
Charlie Scott	1970
Steve Previs	1972
Dennis Wuycik	1972
Tom LaGarde	1976
Steve Hale	1986
Eric Montross	1994
Tyler Zeller	2011, 2012
Marcus Paige	2016

**Jan. 7, 1978:** The Tar Heels set an NCAA field goal percentage record by making 16 of 17 shots from the floor in the second half. Carolina shoots 94.1 percent in second half of 76-61 victory over Virginia.

**Feb. 25, 1978:** **Phil Ford** scores a career-high 34 points on 13 of 19 shooting in his final game at Carmichael Auditorium, an 87-83 win over Duke. Ford clinches third straight ACC regular-season title with two free throws with six seconds left.

**Dec. 16, 1978:** **Mike O'Koren's** 18 points and six assists out-duels "Magic" Johnson's 18 points, six assists and eight turnovers in UNC's 70-69 win over No. 3 Michigan State. The Spartans went on to win the 1979 NCAA title.

**Jan. 17, 1979:** **Dudley Bradley** steals the ball from Clyde Austin and dunks home the game-winner with seconds to play in a 70-69 win over NC State in a game that stuns the Reynolds Coliseum crowd. Carolina led 40-19, but the Pack came back to take the lead before Bradley's heroics.

**Feb. 24, 1979:** Carolina holds the ball in the first half and fails to score as Duke leads, 7-0, at intermission. The Tar Heels wait 12:25 into the game before attempting a shot. Both teams score 40 in the second half and Duke wins, 47-40, in one of the most famous delay games ever played.

**March 3, 1979:** One week after the 47-40 game in Durham, No. 7 Carolina beats No. 5 Duke, 71-63, in ACC Tournament final. **Dudley Bradley**, the MVP, had 16 points, seven steals and four assists and **Mike O'Koren** led with 18 points.





**MICHAEL JORDAN'S** game-winning shot to beat Georgetown, 63-62, in the 1982 NCAA championship game in New Orleans gave Dean Smith his first national title.

**March 11, 1979:** ACC champion Tar Heels, ranked No. 3 in the nation, are upset by Penn, 72-71, in Raleigh in the NCAA Tournament. Quaker forward Tony Price scores 25. Duke loses to St. John's the same day in what was dubbed "Black Sunday."

**Jan. 12, 1980:** **Al Wood** scores 20 and **Dave Colescott** adds 18 as 15th-ranked Tar Heels knock off No. 1 Duke at Cameron.

**Feb. 28, 1981:** Duke's Gene Banks hit a turnaround baseline jumper to beat Carolina, 66-65, in overtime. Banks scored 25 points. **Sam Perkins** led UNC with 24.

**March 7, 1981:** Carolina overcomes a 36-32 halftime deficit by shooting 63 percent in the second half and beats Maryland, 61-60, in the ACC championship game. **James Worthy** leads with 19. **Jimmy Black's** steal and lay-up give Carolina the lead for good. Perkins scores 22 in quarterfinal vs. NC State and 18 in semifinal vs. Wake Forest and becomes the second freshman to earn ACC Tournament MVP honors.



**AL WOOD** broke Jerry West's national semifinals scoring record with 39 points against Virginia in 1981, a mark that still stands today.

**March 28, 1981:** Senior forward **Al Wood**, who was the West Regional MVP after a 21-point, 17-rebound effort in Final 8 win over Kansas State, torches Virginia for 39 points in the Final Four. Wood sets a national semifinal scoring record by making 14 of 19 from the floor and 11 of 13 from the line. **Sam Perkins** holds National Player of the Year Ralph Sampson to three field goals and 11 points.

**March 30, 1981:** Isiah Thomas has 23 points, five assists and four steals to lead Indiana past UNC, 63-50, in the NCAA championship game in Philadelphia. **Al Wood** leads Carolina with 18 points. The game tips off less than eight hours after an assassination attempt on President Ronald Reagan. The game is almost postponed due to the events in Washington, D.C.

**Nov. 28, 1981:** **Michael Jordan** scores 12 points in his debut with the top-ranked Tar Heels, a 74-67 win over Kansas.

**Dec. 26, 1981:** **James Worthy (26), Sam Perkins (21) and Michael Jordan (19)** combine for 66 points as No. 1 Carolina beats No. 2 Kentucky, 82-69, in the N.J. Meadowlands. It's the first and only time the two schools that rank 1-2 in all-time victories will play as the top two ranked teams in the AP poll.

**Jan. 9, 1982:** In another 1 vs. 2 match-up, top-rated Carolina edges Virginia, 65-60, despite Ralph Sampson's 30 points and 19 rebounds. **James Worthy** and **Michael Jordan** combine for 33 points.

**March 7, 1982:** Leading 44-43 with 7:34 to play, Carolina spreads the floor and beats the Cavaliers, 47-45, for the ACC championship. **Matt Doherty** makes three of four free throws in the final 28 seconds to secure the win and the ACC title. Virginia shoots 67 percent from the floor, but only gets 33 field goal attempts. **James Worthy** leads UNC with 16 points.

**March 27, 1982:** **Sam Perkins** scores 25 points and grabs 10 rebounds and **Michael Jordan** adds 18 as UNC beats Houston, 68-63, in the Final Four semifinal in New Orleans. The Tar Heels shoot 59 percent from the floor.

**March 29, 1982:** Final Four MVP **James Worthy** scores a game-high 28 points and **Michael Jordan** hits the game-winning shot from the left wing with 17 seconds to play as Carolina beats Georgetown, 63-62, in one of the Final Four's greatest championship games ever played. Worthy makes 13 of 17 shots from the floor and has three steals, including one at the end of the game that seals the victory. Jordan scores 16, and Georgetown's freshman center Patrick Ewing has 23 points and 11 rebounds. The win gives **Dean Smith** his first of two NCAA championships. The Tar Heels trail, 32-31, at halftime, but shoot 61 percent in the second half (11 of 18).

**Nov. 30, 1982:** Defending NCAA champs drop their first two games against St. John's and Missouri but avoid an 0-3 start when **Michael Jordan** comes up with a steal and a spinning, 24-foot jumper at the buzzer to send the Tulane game into overtime. Tar Heels prevail, 70-68 in triple OT.

**Jan. 15, 1983:** **Sam Perkins** scores 36 in Charlottesville and Tar Heels knock off second-ranked Virginia, 101-95.

**Feb. 10, 1983:** Top-ranked Carolina trails No. 3 Virginia by 16 points in the second half and by 10 with 4:12 to play, but pulls out an improbable 64-63 win, one of the most memorable ever in Carmichael Auditorium. **Michael Jordan's** offensive rebound basket pulls the Tar Heels to within a point, then Jordan strips Rick Carlisle of the ball and slams home the go-ahead basket.

**Dec. 3, 1983:** Second-ranked Carolina wins at Stanford, 88-75, to give Dean Smith his 500th victory.

**Feb. 12, 1984:** Joe Klein scores 20 as Eddie Sutton's Arkansas Razorbacks upset No. 1 Carolina, 66-65, in Pine Bluff, Ark. **Michael Jordan** scores 21 in defeat.

**March 3, 1984:** Playing his final home game, **Matt Doherty** hits a runner in the lane that ties the game at the end of regulation and the Tar Heels beat Duke in two overtimes, 96-83, to preserve a perfect 14-0 mark in the ACC. **Michael Jordan** and **Sam Perkins**, also playing in their Carmichael finales, score 25 apiece and **Steve Hale** has 13 assists.

**March 22, 1984:** Freshman guard Steve Alford scores 27 points to lead unranked Indiana to a 72-68 win over No. 1 Carolina in the NCAA second round in Atlanta. **Sam Perkins** scores 26 in his final game as a Tar Heel and finishes his career first at UNC in rebounding and second in scoring. **Michael Jordan** battles foul trouble and an injured finger, scoring 13 points in just 26 minutes before fouling out. The Hoosiers shoot 69 percent (11 for 16) in the second half and 65 percent for the game.

**Dec. 27, 1985:** **Ranzino Smith** and **Kevin Madden** both score 17 points to lead nine players in double figures as Carolina scores a school-record 129 points in 129-45 win over Manhattan in Miami.

**Jan. 4, 1986:** **Brad Daugherty** scores 28 points in 90-79 win over NC State in the final regular-season game played in Carmichael Auditorium. The Tar Heels conclude play there with a 169-20 record.

**Jan. 18, 1986:** **Steve Hale** scores 28 and **Brad Daugherty** adds 23 and 11 rebounds as No. 1 Carolina beats No. 3 Duke, 95-92, in first game played in the Smith Center.

**Feb. 4, 1986:** **Brad Daugherty's** 22 points and **Joe Wolf's** 14 points and 13 rebounds lead No. 1 UNC past No. 2 Georgia Tech, 78-77, in overtime in Atlanta.

**Feb. 20, 1986:** Len Bias scores 35 points to lead Maryland to a 77-72 overtime win, UNC's first defeat in the Smith Center.

**March 7, 1987:** **Joe Wolf** scores 27 and **Jeff Lebo** nets 22 in 84-82, double-overtime win over Virginia in the ACC semifinals. The next day, No. 6 NC State makes 14 for 14 free throws and beats top-seeded UNC, 67-66, for the ACC title.

**March 21, 1987:** No. 2 ranked Carolina is upset by No. 10 Syracuse, 79-75, in the NCAA East Regional final. Rony Seikaly leads the Orange with 26 points. **Kenny Smith** has 25 points and seven assists in his final game as a Tar Heel.

**Nov. 21, 1987:** In a rematch of the previous year's regional final, Carolina beats No. 1 ranked Syracuse, 96-93, in overtime in the Hall of Fame Classic. Playing without **J.R. Reid**, the Tar Heels rally from an 11-point halftime deficit. **Ranzino Smith** (21), **Jeff Lebo** (20) and freshmen **Rick Fox** (15) and **Pete Chilcutt** (14) lead UNC.

**March 19, 1988:** Carolina shoots a school-record 79.0 percent from the floor (49 of 62) in 123-97 rout over Loyola Marymount in NCAA Tournament second round.

**Ranzino Smith** makes 11 of 14 shots en route to 27 points. UNC has 36 assists on 49 baskets. Carolina has 26 turnovers, 20 more than Loyola, and wins by 26.

**Nov. 18, 1988:** **Jeff Lebo** sets school record with 17 assists in 111-84 win over Chattanooga in Preseason NIT.

**Jan. 18, 1989:** Playing without **Jeff Lebo**, who was injured in 106-83 loss at Virginia the previous game, UNC beats No. 1 and unbeaten Duke, 91-71, in Durham. **Scott Williams** scores 22 to lead the Tar Heels.

**March 12, 1989:** **Steve Bucknall's** three-point play with 1:46 left breaks a 66-all tie and Tournament MVP **J.R. Reid** leads with 14 points as UNC beats Duke, 77-74, in Atlanta to win Carolina's first ACC championship in seven years. The game is one of the most intense in ACC history. Carolina commits 26 turnovers, but holds Duke to 39 percent shooting, including 3 of 23 from three-point range.

**Nov. 24, 1989:** **King Rice's** bank shot at the buzzer beats James Madison, 80-79, in the first round of the Maui Invitational. Carolina rallies from a 79-70 deficit with less than a minute to play.

**Dec. 27, 1989:** **King Rice** (22) and **Rick Fox** (20) lead seven Tar Heels in double figures as UNC beats Kentucky, 121-110, in Louisville.


**March 17, 1990:** **Rick Fox** banks in the game-winner as time expires and eighth-seeded Carolina beats No. 1 ranked and top-seed Oklahoma, 79-77, in the NCAA second round.

**Jan. 9, 1991:** **Hubert Davis** scores 25 in a 105-73 win over Maryland, Dean Smith's 700th win. He is the first ACC coach to win 700 games.

**Feb. 7, 1991:** Carolina beats NC State, 92-70, in Chapel Hill. The night before, the same teams play in Raleigh, a 97-91 Wolfpack win. The Feb. 7 game, which is also Carolina's 1,500th victory, is re-scheduled from Jan. 15, 1991, because of the outbreak of the Gulf War.

**March 10, 1991:** Tournament MVP **Rick Fox** scores 25, **Hubert Davis** adds 17 and **King Rice** has seven assists and no turnovers as Carolina routs Duke, 96-74, in ACC championship game. Duke had won both regular-season games.

**March 24, 1991:** NCAA East Regional MVP **Rick Fox** and **Hubert Davis** each score 19 points as Carolina holds off Mark Macon and Temple, 75-72, to advance to the Final Four for the first time since 1982. Macon



**DONALD WILLIAMS** scored 25 points in both the national semifinal vs. Kansas and the championship game vs. Michigan to lead UNC to the NCAA title in 1993. No player since has scored 25 points in both the national semifinals and title game in the same Final Four.

scores 31 and narrowly misses a long three-pointer at the buzzer that would have sent the game to overtime.

**March 30, 1991:** **Hubert Davis** leads all scorers with 25 points, but Carolina shoots 38 percent for the game (3 of 18 from three-point range) and falls to Kansas, 79-73, in Indianapolis in the Final Four. The Jayhawks are coached by former UNC assistant **Roy Williams**.

**Feb. 2, 1992:** **Derrick Phelps** sets UNC record for steals with nine in 86-76 win at Georgia Tech.

**Feb. 5, 1992:** In a game most remembered for blood streaming down the back of **Eric Montross'** head, UNC beats defending NCAA champion and No. 1 Duke, 75-73, causing the students to rush the floor for the first time ever at the Smith Center.

**Feb. 8, 1992:** Carolina trails Wake Forest by 22 points but rallies for an 80-78 win on **Brian Reese's** buzzer-beating jumper. The Deacons led by 11 with 6:17 to play, before a 10-0 run by UNC. Davis led the Tar Heels with 30.

**Dec. 29, 1992:** Jalen Rose's offensive rebound basket at the buzzer gives No. 6 Michigan a 79-78 win over No. 5 Carolina in the semifinals of the Rainbow Classic in Honolulu. The teams would meet again later that season.





**VINCE CARTER** led Carolina to ACC titles and Final Fours in 1997 and 1998. Carter retired from the NBA after the 2019-20 season, his 22nd, an all-time NBA record.

**Jan. 27, 1993:** Florida State leads by 17 at halftime and 73-54 with less than nine minutes to play. Carolina reels off 15 straight points, however, and takes the lead for good on a **George Lynch** steal and dunk with just under two minutes to play. **Donald Williams** seals the win at the free throw line as UNC outscores the Seminoles, 28-4, over the last nine minutes.

**March 28, 1993:** Cincinnati's Nick Van Exel scores 21 first-half points and the Bearcats lead Carolina by as many as 15 in the first half. Then **Derrick Phelps** clamps down on Van Exel and East Regional MVP **George Lynch** scores 21 and grabs 14 rebounds in 75-68 overtime win to send Carolina to the Final Four. Lynch had 22 against Arkansas in the regional semifinal. **Donald Williams** had 22 and 20 in the two regional games.

**April 5, 1993:** Final Four MVP **Donald Williams** score 25 points for the second Final Four game in a row, Montross scores 16 and **George Lynch** posts his fourth straight double-double as Carolina avenges earlier loss to Michigan with 77-71 victory. The win gives **Dean Smith** his second NCAA championship. Williams hits 5 of 7 three-pointers in both Final Four games, including a 78-68 win over Roy Williams-led Kansas in the semifinal.

**Feb. 3, 1994:** Carolina prevails, 89-78, in the first-ever meeting against Duke in which the schools are ranked 1-2 in the country. Second-ranked Tar Heels get 18 points, six assists and no turnovers from senior guard **Derrick Phelps**.

**March 12, 1994:** ACC Tournament classic as UNC erases five-point deficit late in regulation and beats Wake Forest, 86-84 in overtime. **Dante Calabria** send the game to overtime and **Jerry Stackhouse** wins it. It is **Dean Smith's** 800th win.

**March 20, 1994:** No. 1 Carolina is knocked out of the NCAA Tournament in the second round, 75-72, by Boston College.

**Feb. 2, 1995:** **Jerry Stackhouse** (25), **Rasheed Wallace** (25) and **Donald Williams** (24) combined for 74 points as Carolina beats Duke, 102-100, in double overtime. Blue Devil guard Jeff Capel sends the game into second overtime with a halfcourt three-pointer, but a **Jeff McInnis** steal and basket provides the winning margin for UNC.

**March 11-12, 1995:** **Rasheed Wallace** scores 33 in overtime win over Maryland in ACC semifinals, then sprains an ankle late in the championship game against Wake Forest. The Deacons, led by 37 points from Randolph Childress, beat Carolina, 82-80, in overtime.

**March 25, 1995:** No. 4 Carolina beats No. 2 Kentucky, 74-61, in Birmingham to advance to Final Four. Regional MVP **Jerry Stackhouse** has 18 points, 12 rebounds, six assists, two steals and two blocks. UNC falls to Arkansas in the Final Four, in part due to a leg injury Stackhouse suffers 12 seconds into the national semifinal.

**Jan. 8, 1997:** Carolina leads Maryland in Chapel Hill by 22, but the Terps outscore UNC, 41-9, to win 85-75. UNC would begin ACC play 0-3 and avoids an 0-4 start by outscoring NC State 12-0 in the final two minutes of a 59-56 win on Jan. 15.

**Feb. 12, 1997:** **Ed Cota's** baseline floater with 4.5 seconds to play gives Carolina a 45-44 win at NC State. It is the fewest points ever by Carolina in a **Dean Smith** victory.

**March 8-9, 1997:** ACC Tournament MVP **Shammond Williams** scores 24 in semifinals vs. Wake Forest and 23 in championship vs. NC State as Carolina wins ACC Tournament for 13th and final time under **Dean Smith**.

**March 15, 1997:** Carolina beats Colorado, 73-56, in NCAA Tournament second round in Winston-Salem. The news of the day is **Dean Smith's** 877th win, breaking Adolph Rupp's all-time record for coaches.

**March 23, 1997:** **Shammond Williams** scores 22 and **Vince Carter** adds 18 as Carolina beats Louisville, 97-74, to send **Dean Smith** to his 11th Final Four. Smith would coach his final game, a 66-58 loss to Arizona, in Indianapolis on March 29, 1997.

**Oct. 9, 1997:** **Dean Smith** retires after 36 years as head coach. **Bill Guthridge**, Smith's assistant for 30 years, is named head coach. Guthridge leads UNC to a 34-4 record, ACC title and Final Four berth, and is named National Coach of the Year.

**Feb. 5, 1998:** **Antawn Jamison**, the 1998 National Player of the Year, scores 35 points as No. 2 Carolina beats No. 1 Duke, 97-73.

**Feb. 8, 1998:** **Shammond Williams** scores 42 in 107-100 double overtime win at Georgia Tech.

**Feb. 11, 1998:** Carolina wins its 1700th game, a 60-45 victory at Virginia.

**March 8, 1998:** **Antawn Jamison** shakes off a leg injury and earns ACC Tournament MVP honors with 22 points and 18 rebounds. The Tar Heels score last 15 points in 83-68 win over top-ranked Duke in ACC Tournament championship. Carolina later advances to Final Four as the top-ranked team with a 75-64 win over Connecticut, but is upset by 7th-ranked Utah, 65-59.

**March 19, 2000:** **Joseph Forte** scores 17 points and Cota has 10 assists to lead No. 8 seed Carolina to a 60-53 win over top seed Stanford in the NCAA second round.

**March 24-26, 2000:** Wins over Tennessee and Tulsa send **Bill Guthridge** to his second Final Four in three years as head coach. Freshman **Joseph Forte** scores 28 in 59-55 regional final win over Tulsa. Guthridge retires in June 2000 with a three-year record of 80-28.

**Nov. 10-11, 2000:** Carolina beats Winthrop, 66-61, in **Matt Doherty's** first game as head coach. The next night, **Joseph Forte** drops 38 on Tulsa to set the Smith Center scoring record (since broken).

**Dec. 4/17, 2000:** **Brendan Haywood** and **Jason Capel** post triple-doubles in wins over Miami and Buffalo, respectively.

**Feb. 1, 2001:** **Brendan Haywood** hits two free throws with one second to play to give UNC an 85-83 win at Duke. **Joseph Forte** is sensational with 24 points, 16 rebounds, six assists and three steals.





**TYLER ZELLER, ERIC MONTROSS and SEAN MAY** – each player came to Chapel Hill from Indiana and led the Tar Heels to national championships, in 2009, 1993 and 2005, respectively.

**Jan. 9, 2002:** Juan Dixon scores 29 as Maryland beats UNC, 112-79, the most points ever allowed by Carolina in a regulation game. The Tar Heels would finish the year 8-20, missing the NCAA Tournament for the first time since 1974.

**Nov. 18, 2002:** **Rashad McCants** scores 28 points in his freshman debut and starts with **Raymond Felton** and **Sean May** – the first time in history the Tar Heels start three freshmen – in 85-55 win over Penn State.

**Nov. 27, 2002:** **Rashad McCants** scores 25 as Tar Heels upset Roy Williams and No. 2 Kansas, 67-56, in Preseason NIT semifinals. UNC knocks off Stanford two nights later to win the title.

**Feb. 8, 2003:** **Jawad Williams** scores 20 in 61-60 win over Florida State, making UNC the first school with 500 ACC victories.

**March 14, 2003:** Three weeks after losing by 40 points at Maryland, Carolina upsets the Terps, 84-72, in ACC quarterfinals behind 25 points from **Jawad Williams** and 20 points, 10 assists from **Raymond Felton**.

**April 14, 2003:** **Roy Williams** is announced as Carolina's 19th head coach and just the fifth since 1952.

**Nov. 22, 2003:** Carolina beats Old Dominion, 90-64, in **Roy Williams'** first game as head coach. Williams took over the program on April 14, 2003, two weeks after Doherty resigned. Doherty went 53-43 in three seasons.

**Dec. 7, 2003:** **Raymond Felton** sets a UNC record with 18 assists against George Mason.

**Dec. 20, 2003:** Chris Paul leads Wake Forest to 119-114 triple overtime win over Carolina.

**Jan. 17, 2004:** No. 9 Carolina beats No. 1 Connecticut, 86-83, as **Rashad McCants** scores 27, including UNC's final 10 points. His three-pointer with six seconds to play beats the Huskies, who later that year win the NCAA title.

**March 6, 2005:** **Marvin Williams'** three-point play with 17 seconds left gives Carolina a 75-73 win over Duke as the Tar Heels clinch first in the ACC regular-season standings outright for the first time since 1993. **Sean May** has a game-high 26 points and 24 rebounds, the most ever by a player in the Smith Center.

**March 27, 2005:** **Sean May** earns Syracuse Regional MVP honors with 29 points and 12 rebounds in an 88-82 win over Wisconsin that sends **Roy Williams** to the Final Four for the first time as UNC's head coach. **Rashad McCants** hits a go-ahead three-pointer late and blocks a Badger three-point attempt to preserve the win.

**April 2, 2005:** Senior captain **Jawad Williams** scores 20 points and the Tar Heels hold Michigan State to 29 percent shooting from the floor in the second half in an 87-71 UNC win in the national semifinals.

**April 4, 2005:** **Marvin Williams** tips in the game-winner with 1:17 to play, Final Four MVP **Sean May** has a game-high 26 points and **Raymond Felton** makes key plays down the stretch as No. 2 Carolina beats No. 1 Illinois, 75-70, to win UNC's fourth NCAA title and the first for **Roy Williams**. Felton hits a three to break a 65-all tie, then adds

a steal and three clutch free throws in the final minute. The Illini went 12 for 40 from three-point range.

**June 28, 2005:** Carolina becomes the first school to have four lottery selections in one NBA Draft as **Marvin Williams** (2), **Raymond Felton** (5), **Sean May** (13) and **Rashad McCants** (14) go in the first 14 picks.


**Feb. 15, 2006:** **Tyler Hansbrough** sets the Smith Center scoring record and an ACC-freshman-record with 40 points in an 82-75 win over Georgia Tech in the Smith Center.

**March 4, 2006:** Carolina beats No. 1 Duke 83-76 on Senior Night in Durham. The Tar Heels' four freshmen (**Bobby Frasor**, **Marcus Ginyard**, **Danny Green** and **Hansbrough**) out-scored Duke's four seniors (including first-team All-Americans J.J. Redick and Shelden Williams), 55-51.

**Dec. 9, 2006:** **Tyler Hansbrough** scores 24 and Carolina routs High Point, 94-69, to give **Roy Williams** his 500th win as a college head coach. Williams reached the mark in his 19th season, faster than any coach in history.



**TYLER HANSBROUGH** is the ACC's all-time leading scorer, Carolina's all-time leading rebounder, led UNC to the 2009 national title and is the most decorated Tar Heel player in history.



On Veterans Day 2011 (11/11/11) the Tar Heels beat Michigan State on the deck of the active U.S. aircraft carrier USS Carl Vinson, which was docked at the naval base in San Diego.

**March 11, 2007:** **Brandon Wright** becomes the fifth freshman to win ACC Tournament MVP honors after leading UNC to its first ACC title since 1998. Wright had 20 points in the semifinal and 16 in the championship against NC State.

**March 16, 2008:** **Wayne Ellington** scores 24 points as Carolina wins its 17th ACC Tournament with an 86-81 win over Clemson.

**March 23, 2008:** **Tyler Hansbrough** breaks Christian Laettner's ACC record for career free throws against Arkansas in the NCAA Tournament second round in Raleigh, N.C. Hansbrough set the UNC record on Feb. 3 at Florida State.

**March 29, 2008:** **Tyler Hansbrough** has 28 points and 13 rebounds and is named East Regional MVP as UNC beats Louisville to reach its 17th NCAA Final Four.

**Dec. 18, 2008:** **Tyler Hansbrough** scores with 7:42 to play in the first half against Evansville for his 2,292<sup>nd</sup> point, breaking Phil Ford's UNC scoring record.

**Feb. 28, 2009:** **Tyler Hansbrough** makes his 906<sup>th</sup> career free throw in UNC's win over Georgia Tech, breaking Dickie Hemric's (Wake Forest) NCAA record, set in 1955. Hansbrough finishes his career with 982 made free throws.

**March 19, 2009:** **Tyler Hansbrough** sinks a free throw in the first half of the NCAA Tournament first round win over Radford, giving him 2,770 points and breaking J.J. Redick's (Duke) ACC scoring mark. He passed Larry Bird in the national semifinal win over Villanova and finished with 2,872 points, 12<sup>th</sup> in NCAA history.

**March 29, 2009:** **Ty Lawson**, the 2009 Bob Cousy Award winner, scores 19 points and earns South Regional MVP honors as No. 1 seed UNC beats No. 2 seed Oklahoma, 72-60, in Memphis, Tenn., to send the Tar Heels to their record 18<sup>th</sup> Final Four.

**April 6, 2009:** Final Four MVP **Wayne Ellington** scores 17 of his 19 points in the first half, **Ty Lawson** has a game-high 21 points and sets a Final Four record with eight steals, and **Tyler Hansbrough** scores 18 points to cap his brilliant career as the Tar Heels beat Michigan State, 89-72, in Detroit to win the national championship. Ellington sets a Final Four record by making 8 of 10 three-pointers in the two games. Carolina leads the Spartans, 55-34, at the half, setting championship game records for most points in a first half and largest lead at the break.

**March 2, 2010:** **Marcus Ginyard** registers his first career double-double with 12 points and 12 assists as Carolina beats Miami, 69-62, to become the second school in NCAA history to win its 2,000<sup>th</sup> game.

**April 1, 2010:** Forward **Deon Thompson** plays in his NCAA record-setting 152<sup>nd</sup> career game (since broken) as the Tar Heels fall to Dayton, 79-68, in Madison Square Garden in the NIT championship game.

**March 12, 2011:** **Harrison Barnes** scores 40 points, an ACC Tournament record for freshmen, to lead the Tar Heels to a 92-87 overtime win in the semifinals over Clemson. Carolina advanced to the title game despite trailing by 19 points in the second half in the quarterfinals against Miami and by 10 at halftime against the Tigers.

**March 18, 2011:** **Tyler Zeller** scores 32 points, **John Henson** has 28 points, 11 rebounds and six blocks and **Harrison Barnes** adds 24 points as UNC beats Long Island, 102-87, in the NCAA second round. Henson is the first Tar Heel to ever have at least 25 points, 10 rebounds and five blocks in an NCAA Tournament game.

**March 20, 2011:** Freshman point guard **Kendall Marshall** hands out 14 assists as Carolina beats Washington, 86-83, to advance to the Sweet 16. The 14 assists are the most ever by a Tar Heel in the NCAA Tournament.

**Nov. 11, 2011:** Top-ranked Carolina beats Michigan State, 67-55, on the deck of the aircraft carrier USS Carl Vinson in San Diego, Calif. **Harrison Barnes** (17) leads all scorers in the game played in front of President Barack Obama and thousands of U.S. military personnel.

**March 3, 2012:** **Kendall Marshall's** 20 points and 10 assists and double-doubles by **Tyler Zeller** and **John Henson** lead UNC to an 88-70 win at Duke to clinch Carolina's 29th ACC regular-season title.

**Feb. 29 and March 9, 2012:** Sophomore **Kendall Marshall** sets the UNC single-season assist record in the final home game of the season against Maryland, then breaks the ACC mark 10 days later in the ACC Tournament in Atlanta. Marshall finishes the season with 351 assists, fourth-most in NCAA history, and wins the Bob Cousy Award as the best point guard in the nation.



**WAYNE ELLINGTON** scored 17 first-half points to earn Final Four MOP honors in 2009.



**March 22, 2013:** **P.J. Hairston** scores a game-high 23 points and Carolina defeats Villanova, 78-71, in the second round of the NCAA Tournament. It's the 23rd straight NCAA Tournament that a **Roy Williams**-coached team has won a game in the championship. The win is also the 700th of Williams's career.

**Dec. 4, 2013:** **Kennedy Meeks** leads five Tar Heels in double-figure scoring with 15 points as Carolina wins at #1 ranked Michigan State, 79-65. The win was UNC's 13th against teams ranked #1 in the AP poll, an NCAA record, and the fifth time the Tar Heels beat #1 on their home court.

**Feb. 20, 2014:** **Leslie McDonald** scores a game-high 21 points, including the go-ahead basket with 3:54 to play, and **Marcus Paige** scores all 13 of his points in the second half in UNC's 74-66 win over Duke. The game was originally scheduled for February 12th, but was postponed eight days due to a winter storm. The Tar Heels are the first team to ever post wins over each of the top four teams in the preseason AP poll (Michigan State, Kentucky, Louisville and Duke).

**Feb. 26, 2014:** **Marcus Paige** scores 31 of his 35 points in the second half and overtime in an 85-84 win at NC State. Paige scores 10 of UNC's 14 points in overtime, including the game-winning basket after a full-court drive with 0.9 seconds to play.



**JUSTIN JACKSON** was the 2017 ACC Player of the Year and a consensus first-team All-America, leading the Tar Heels to the national title.



**MARCUS PAIGE** scored 10 of his 35 points in overtime, including the game-winning drive with less than a second to play in a 2014 win over NC State in Raleigh.

**March 13, 2015:** Freshman **Justin Jackson** scores 22 points to lead No. 5 seed **Carolina** in a 71-67 win over No. 1 seed Virginia and send the Tar Heels to the ACC Tournament championship game. The victory marked the first time UNC defeated two higher seeded opponents in one ACC Tournament. A day earlier, UNC beat No. 4 Louisville, 70-60, in the quarterfinals.

**Jan. 4, 2016:** **Brice Johnson** scores 39 points and grabs 23 rebounds and **Marcus Paige** has 30 points in a 106-90 win at Florida State. It is the first time two Tar Heels score 30 points since 1998 and ties the fifth-most points in a game by two players in UNC history. It is the first 30-point, 20-rebound game by a Tar Heel in 40 years. Johnson joins Billy Cunningham as the only Tar Heels with at least 39 points and 23 rebounds in the same game.

**March 5, 2016:** **Brice Johnson** leads Carolina with 18 points and 21 rebounds and the Tar Heels out-rebound Duke, 64-29, in a 76-72 win in Durham to clinch UNC's 30th ACC regular-season championship.

**March 12, 2016:** Tournament MVP **Joel Berry II** has 19 points, Justin Jackson has a key steal and dunk and Carolina beats fourth-ranked Virginia, 61-57, to win the Tar Heels' 18th ACC Tournament championship. Carolina holds the Cavaliers to 36.5 percent shooting, including the ACC Player of the Year to 6 of 22 from the floor.

**March 27, 2016:** Carolina shoots a season-high 61.5 percent from the floor and out-rebounds Notre Dame, 32-15, in an 88-74 win that sends the Tar Heels to their 19th Final Four. East Regional MVP **Brice Johnson** has 25 points and 12 rebounds to set the UNC single-season record with his 23rd double-double. It is UNC's highest field goal percentage ever in an NCAA regional final.


**April 2, 2016:** **Marcus Paige** hits three three-point field goals in the last 10 minutes and the Tar Heels shoot 60 percent from the floor in the second half to beat Syracuse, 83-66, in the national semifinals in Houston in front of 75,505 at NRG Stadium, the largest crowd ever to see a UNC basketball game. The 17-point margin of victory equals Carolina's largest in a Final Four game. **Joel Berry II** has 10 assists, tying the most ever by a Tar Heel in the national semifinals.

**April 4, 2016:** Villanova's Kris Jenkins hits a three-pointer as time expires to lead the Wildcats to a 77-74 win over UNC in the national championship game. **Marcus Paige** leads all players with 21 points and six assists and hit an off-balance three with 4.7 seconds to play to tie the game at 74. Villanova leads by 10 before UNC goes on a 17-7 rally to tie the game. Carolina sets an NCAA championship game record by making 11 of 17 three-point attempts, a record percentage of .647. **Joel Berry II** is 4 for 4 from three-point range, the second-best long-range effort in NCAA championship game history.

**Dec. 17, 2016:** **Justin Jackson** scores a career-high 34 points, but Kentucky freshman Malik Monk nets 47 as the Wildcats edge the Tar Heels, 103-100, in Las Vegas. It's just the second time UNC loses when scoring 100 points and the first time UNC loses in regulation when scoring 100.

**Jan. 8, 2017:** Carolina scores a series-best 107 points and beats NC State by 51, its largest win over the Wolfpack since 1921, and its largest win ever in an ACC game. The game is delayed one day by an ice storm.





**LUKE MAYE's** game-winner with 0.3 seconds to play gave Carolina a 75-73 win over Kentucky in the 2017 NCAA South Region final and sent UNC to its 20th Final Four. Two victories later, the Tar Heels had won their sixth NCAA Tournament championship.

**Jan. 16, 2017:** Carolina beats Syracuse, the 800th win in Roy Williams' career. He wins his 800th in fewer seasons (29) and the second-fewest games in NCAA history.

**March 26, 2017:** **Luke Maye** hits a jump shot with 0.3 seconds to play to beat second-seed and sixth-ranked Kentucky, 75-73, to win the NCAA South Regional and advance to the Final Four for an unprecedented 20th time. Maye is the first non-starter to win NCAA Regional Most Outstanding Player honors since 1996. He scores a career-high 16 points and has 12 rebounds against Butler in the Sweet 16 and sets another career high against Kentucky with 17 points, including the game-winner. **Kennedy Meeks** grabs a career-high 17 rebounds against the Wildcats.

**April 1, 2017:** **Kennedy Meeks** ties his career high with 25 points and grabs 14 rebounds in UNC's 77-76 win over Oregon in the national semifinals.

**April 3, 2017:** **Joel Berry II** scores a game-high 22 points, **Isaiah Hicks** hits a clutch basket with 26 seconds to play and **Kennedy Meeks** has a key offensive rebound, block and steal in the final 53 seconds to lead Carolina to a 71-65 win over No. 1 seed Gonzaga to win the 2017 NCAA championship. Berry wins Final Four Most Outstanding Player honors, becoming the first player since Bill Walton to score 20 points in back-to-back national championship games. The NCAA Tournament title is Roy Williams' third and UNC's sixth.

**Nov. 15, 2017:** Carolina beats Bucknell for **Roy Williams'** 400th win as Carolina's head coach. He becomes the first coach in NCAA history to win 400 games at two schools.

**Feb. 5, 2019:** **Luke Maye** led the Tar Heels with 31 points in a 113-96 win over NC State. The 113 points were the most by UNC against NC State. Maye became the first Tar Heel to score 30 points three different times against the Wolfpack.



**CAMERON JOHNSON** made a career-high 11 field goals and scored 26 points as Carolina beat Duke in Durham, 88-72, in 2019. It was Carolina's 14th win over an AP No. 1-ranked team – an NCAA record – and the eighth win over a No. 1 opponent for Roy Williams, also an NCAA record.

#### REGULAR-SEASON CONFERENCE CHAMPIONSHIPS

School	Titles
Kansas (Missouri Valley, Big 8, Big 12)	62
Kentucky (Southern, SEC)	54
<b>North Carolina (Southern, ACC)</b>	<b>39</b>
Penn (Ivy)	38
Utah (four conferences)	32

#### MOST 1,000-POINT SCORERS All Schools

<b>North Carolina</b>	<b>77</b>
Louisville	69
Duke	67
Villanova	67
Notre Dame	64
Syracuse	63
Kansas	62
Kentucky	60
Ohio State	58
LaSalle	57
St. Joseph's	57
UCLA	57
Rhode Island	57

**Feb. 20, 2019:** **Luke Maye** had 30 points and 15 rebounds to lead UNC to an 88-72 win at No. 1-ranked Duke. It was Carolina's 14th win and **Roy Williams'** eighth over an opponent ranked No. 1 in the AP Poll (both NCAA records). Maye joined Elvin Hayes of Houston as the only players in college basketball history to have 30/15 in a win over the No. 1 team in the nation. Maye also became the first Tar Heel to ever score 30 points at both NC State and Duke and the second Tar Heel ever with 30/15 against the Blue Devils (with Billy Cunningham in 1963).

**Feb. 26-March 2, 2019:** **Coby White** hit six threes and scored 34 points in a 93-85 win over Syracuse to become the first Tar Heel freshman to score 30 points three times (also had 33 against Texas and Miami). In the next game at Clemson, **White** and **Cameron Johnson** became the first Tar Heel pair to both make six three-pointers in a game in an 81-79 Carolina victory. White became the first Tar Heel to ever make six 3FGs in consecutive games.

**Nov. 6, 2019:** **Cole Anthony** breaks the ACC record for scoring in a debut when he makes six threes and scores 34 points in a 76-65 win over Notre Dame.

**Jan. 25, 2020:** Carolina beats Miami, 94-71, the 880th career win for **Roy Williams**, who moves into fourth place in all-time wins by a Division I head coach.



# YEAR-BY-YEAR SUMMARY

Year	W-L	Head Coach	Captains
1910-11	7-4	Nat Cartmell	Marvin Ritch
1911-12	4-5	Nat Cartmell	Junius Smith
1912-13	4-7	Nat Cartmell	Ben Edwards
1913-14	10-8	Nat Cartmell	Meb Long

## South Atlantic Intercollegiate Athletic Association

1914-15	6-10	9th	Charles Doak	Meb Long
1915-16	12-6	5th	Charles Doak	John Johnson
1916-17	5-4	7th	Howell Peacock	George Tennent
1917-18	9-3	3rd	Howell Peacock	George Tennent
1918-19	9-7	7th	Rennie Cuthbertson	(player-coach)
1919-20	8-9	8th	Maj. Fred Boye	Billy Carmichael
1920-21	12-8	4th	Maj. Fred Boye	Carlyle Shepard

Year	Overall W-L	Southern Conference W-L	SC Tournament Finish	Postseason Results	Head Coach	Captains
1921-22	15-6	3-3, Tied 7th	<b>Champion</b>		No Coach	Cartwright Carmichael
1922-23	15-1	<b>5-0, 1st</b>	Second Round		No Coach	Monk McDonald
1923-24	26-0	7-0, 2nd	<b>Champion</b>		Norman Shepard	Winton Green
1924-25	20-5	<b>8-0, 1st</b>	<b>Champion</b>		Monk McDonald	Jack Cobb
1925-26	20-5	7-0, 2nd	<b>Champion</b>		Harlan Sanborn	Bill Dodderer
1926-27	17-7	7-3, 8th	Semifinalist		James Ashmore	Bunn Hackney
1927-28	17-2	8-1, Tied 3rd	Round of 16		James Ashmore	Billy Morris
1928-29	17-8	12-2, 2nd	Quarterfinalist		James Ashmore	Rufus Hackney
1929-30	14-11	4-7, 16th	Round of 16		James Ashmore	Puny Harper
1930-31	15-9	6-6, Tied 9th	Quarterfinalist		James Ashmore	Artie Marpet
1931-32	16-5	6-3, Tied 5th	Finalist		George Shepard	Tom Alexander
1932-33	12-5	5-3, Tied 5th	Semifinalist		George Shepard	Wilmer Hines
1933-34	18-4	12-2, Tied 2nd	Semifinalist		George Shepard	Dave McCachren
1934-35	23-2	<b>12-1, 1st</b>	<b>Champion</b>		George Shepard	Stewart Aitken
1935-36	21-4	13-3, 2nd	<b>Champion</b>		Walter Skidmore	Jim McCachren
1936-37	18-5	14-3, 2nd	Finalist		Walter Skidmore	Earl Ruth
1937-38	16-5	<b>13-3, 1st</b>	Quarterfinalist		Walter Skidmore	Earl Ruth
1938-39	10-11	8-7, 7th	First Round		Walter Skidmore	Bill McCachren
1939-40	23-3	11-2, 2nd	<b>Champion</b>		Bill Lange	Ben Dilworth
1940-41	19-9	<b>14-1, 1st</b>	Quarterfinalist	NCAA Final 8	Bill Lange	George Glamack
1941-42	14-9	9-5, 7th	Quarterfinalist		Bill Lange	Bob Rose
1942-43	12-10	8-9, 11th	Did Not Compete		Bill Lange	George McCachren, George Payne
1943-44	17-10	<b>9-1, 1st</b>	Finalist		Bill Lange	Game Captains
1944-45	22-6	11-3, 4th	<b>Champion</b>		Ben Carnevale	Game Captains
1945-46	30-5	<b>13-1, 1st</b>	Semifinalist	NCAA Finalist	Ben Carnevale	Jim Hayworth
1946-47	19-8	10-2, 2nd	Finalist		Tom Scott	Jim Hamilton, Jim White
1947-48	20-7	11-4, 3rd	Semifinalist		Tom Scott	Bob Paxton
1948-49	20-8	13-5, 3rd	Semifinalist		Tom Scott	Dan Nyimicz
1949-50	17-12	13-6, 5th	Quarterfinalist		Tom Scott	Nemo Nearman
1950-51	12-15	9-8, 9th	Did Not Compete		Tom Scott	Hugo Kappler, Charlie Thorne
1951-52	12-15	8-11, 11th	Did Not Compete		Tom Scott	Howard Deasy
1952-53	17-10	15-6, 8th	Quarterfinalist		Frank McGuire	Vince Grimaldi, Jack Wallace

## 7 1sts 8 SoCon Tournament Championships

Year	Overall W-L	ACC W-L	ACC Tournament Finish	Writers' Poll	Coaches' Poll	Postseason Results	Head Coach	Captains
1953-54	11-10	5-6, 5th	Quarterfinalist				Frank McGuire	Game Captains
1954-55	10-11	8-6, Tied 4th	Quarterfinalist				Frank McGuire	Al Lifson, Paul Likins
1955-56	18-5	<b>11-3, Tied 1st</b>	Semifinalist	13th	11th		Frank McGuire	Jerry Vayda
1956-57	32-0	<b>14-0, 1st</b>	<b>Champion</b>	<b>1st</b>	<b>1st</b>	NCAA Champion	Frank McGuire	Lennie Rosenbluth
1957-58	19-7	10-4, Tied 2nd	Finalist	13th	12th		Frank McGuire	Pete Brennan
1958-59	20-5	<b>12-2, Tied 1st</b>	Finalist	9th	6th	NCAA 1st Rd.	Frank McGuire	Danny Lotz
1959-60	18-6	<b>12-2, Tied 1st</b>	Semifinalist		14th		Frank McGuire	Harvey Salz
1960-61	19-4	<b>12-2, 1st</b>	Did Not Compete	5th	6th		Frank McGuire	Doug Moe, York Larese, Dick Kempley
1961-62	8-9	7-7, Tied 4th	Quarterfinalist				Dean Smith	Jim Hudock
1962-63	15-6	10-4, 3rd	Semifinalist				Dean Smith	Larry Brown, Yogi Poteet
1963-64	12-12	6-8, 5th	Semifinalist				Dean Smith	Mike Cooke, Charlie Shaffer
1964-65	15-9	10-4, Tied 2nd	Quarterfinalist				Dean Smith	Billy Cunningham
1965-66	16-11	8-6, Tied 3rd	Semifinalist				Dean Smith	Bob Bennett, John Yokley
1966-67	26-6	<b>12-2, 1st</b>	<b>Champion</b>	4th	3rd	NCAA 4th Place	Dean Smith	Tom Gauntlett, Bobby Lewis
1967-68	28-4	<b>12-2, 1st</b>	<b>Champion</b>	4th	4th	NCAA Finalist	Dean Smith	Larry Miller
1968-69	27-5	<b>12-2, 1st</b>	<b>Champion</b>	4th	2nd	NCAA 4th Place	Dean Smith	Joe Brown, Bill Bunting, Rusty Clark, Dick Grubar, Gerald Tuttle
1969-70	18-9	9-5, Tied 2nd	Quarterfinalist			NIT First Round	Dean Smith	Jim Delany, Eddie Fogler, Charlie Scott
1970-71	26-6	<b>11-3, 1st</b>	Finalist	13th	13th	<b>NIT Champion</b>	Dean Smith	Lee Dedmon, Dale Gipple
1971-72	26-5	<b>9-3, 1st</b>	<b>Champion</b>	2nd	2nd	NCAA 3rd Place	Dean Smith	Steve Previs, Dennis Wuycik
1972-73	25-8	8-4, 2nd	First Round	11th	12th	NIT 3rd Place	Dean Smith	Donn Johnston, George Karl
1973-74	22-6	9-3, Tied 2nd	Semifinalist	12th	8th	NIT First Round	Dean Smith	Darrell Elston, Bobby Jones
1974-75	23-8	8-4, Tied 2nd	<b>Champion</b>	9th	10th	NCAA Sweet 16	Dean Smith	Mickey Bell, Brad Hoffman, Ed Stahl
1975-76	25-4	<b>11-1, 1st</b>	Finalist	8th	6th	NCAA 1st Rd.	Dean Smith	Bill Chambers, Dave Hanners, Mitch Kupchak

Year	Overall W-L	W-L	ACC Tournament Finish	Writers Poll	Coaches Poll	Postseason Results	Head Coach	Captains
1976-77	28-5	9-3, 1st	Champion	5th	3rd	NCAA Finalist	Dean Smith	Bruce Buckley, Woody Coley Walter Davis, John Kuester, Tommy LaGarde
1977-78	23-8	9-3, 1st	Semifinalist	16th	10th	NCAA 1st Rd.	Dean Smith	Phil Ford, Tom Zaliagiris
1978-79	23-6	9-3, Tied 1st	Champion	9th	3rd	NCAA 2nd Rd.	Dean Smith	Dudley Bradley, Ged Doughton
1979-80	21-8	9-5, Tied 2nd	Semifinalist	15th	15th	NCAA 2nd Rd.	Dean Smith	Dave Colescott, Mike O'Koren, John Virgil, Jeff Wolf, Rich Yonakor
1980-81	29-8	10-4, 2nd	Champion	6th	6th	NCAA Finalist	Dean Smith	Pete Budko, Eric Kenny, Mike Pepper, Al Wood
1981-82	32-2	12-2, Tied 1st	Champion	1st	1st	NCAA Champion	Dean Smith	Jeb Barlow, Jimmy Black, Chris Brust
1982-83	28-8	12-2, Tied 1st	Semifinalist	8th	8th	NCAA Final 8	Dean Smith	Jim Braddock
1983-84	28-3	14-0, 1st	Semifinalist	1st	1st	NCAA Sweet 16	Dean Smith	Matt Doherty, Cecil Exum, Sam Perkins
1984-85	27-9	9-5, Tied 1st	Finalist	7th	7th	NCAA Final 8	Dean Smith	Buzz Peterson
1985-86	28-6	10-4, 3rd	Quarterfinalist	8th	8th	NCAA Sweet 16	Dean Smith	Brad Daugherty, Steve Hale
1986-87	32-4	14-0, 1st	Finalist	2nd	3rd	NCAA Final 8	Dean Smith	Kenny Smith, Joe Wolf
1987-88	27-7	11-3, 1st	Finalist	7th	8th	NCAA Final 8	Dean Smith	Joe Jenkins, Ranzino Smith
1988-89	29-8	9-5, Tied 2nd	Champion	5th	4th	NCAA Sweet 16	Dean Smith	Steve Bucknall, Jeff Lebo
1989-90	21-13	8-6, Tied 3rd	Quarterfinalist			NCAA Sweet 16	Dean Smith	Kevin Madden, Scott Williams
1990-91	29-6	10-4, 2nd	Champion	4th	4th	NCAA Final 4	Dean Smith	Pete Chilcutt, Rick Fox, King Rice
1991-92	23-10	9-7, 3rd	Finalist	18th	12th	NCAA Sweet 16	Dean Smith	Hubert Davis
1992-93	34-4	14-2, 1st	Finalist	4th	1st	NCAA Champion	Dean Smith	George Lynch, Henrik Rodl
1993-94	28-7	11-5, 2nd	Champion	1st	9th	NCAA 2nd Rd.	Dean Smith	Eric Montross, Derrick Phelps
1994-95	28-6	12-4, Tied 1st	Finalist	4th	3rd	NCAA Final 4	Dean Smith	Pearce Landry, Pat Sullivan, Donald Williams
1995-96	21-11	10-6, 3rd	Quarterfinalist	25th	24th	NCAA 2nd Rd.	Dean Smith	Dante Calabria
1996-97	28-7	11-5, Tied 2nd	Champion	4th	4th	NCAA Final 4	Dean Smith	Serge Zwikker, Shammond Williams
1997-98	34-4	13-3, 2nd	Champion	1st	3rd	NCAA Final 4	Bill Guthridge	Shammond Williams, Makhtar Ndiaye
1998-99	24-10	10-6, 3rd	Finalist	13th	18th	NCAA 1st Rd.	Bill Guthridge	Ademola Okulaja
1999-00	22-14	9-7, Tied 3rd	Quarterfinalist		11th	NCAA Final 4	Bill Guthridge	Ed Cota
2000-01	26-7	13-3, Tied 1st	Finalist	6th	10th	NCAA 2nd Rd.	Matt Doherty	Brendan Haywood
2001-02	8-20	4-12, Tied 7th	Quarterfinalist				Matt Doherty	Jason Capel, Kris Lang
2002-03	19-16	6-10, Tied 6th	Semifinalist			NIT Quarterfinalist	Matt Doherty	Jonathan Holmes, Will Johnson
2003-04	19-11	8-8, 5th	Quarterfinalist	18th	22nd	NCAA 2nd Rd.	Roy Williams	(no captains selected)
2004-05	33-4	14-2, 1st	Semifinalist	2nd	1st	NCAA Champion	Roy Williams	Jackie Manuel, Melvin Scott, Jawad Williams
2005-06	23-8	12-4, 2nd	Semifinalist	10th	14th	NCAA 2nd Rd.	Roy Williams	David Noel, Byron Sanders
2006-07	31-7	11-5, Tied 1st	Champion	4th	Tied 5th	NCAA Final 8	Roy Williams	Wes Miller, Reyshawn Terry
2007-08	36-3	14-2, 1st	Champion	1st	Tied 3rd	NCAA Final 4	Roy Williams	Quentin Thomas, Marcus Ginyard
2008-09	34-4	13-3, 1st	Semifinalist	2nd	1st	NCAA Champion	Roy Williams	Bobby Frasier, Danny Green, Tyler Hansbrough
2009-10	20-17	5-11, Tied 11th	First Round			NIT Finalist	Roy Williams	Marcus Ginyard, Deon Thompson
2010-11	29-8	14-2, 1st	Finalist	7th	8th	NCAA Final 8	Roy Williams	Justin Knox, Justin Watts, Tyler Zeller
2011-12	32-6	14-2, 1st	Finalist	4th	6th	NCAA Final 8	Roy Williams	Justin Watts, Tyler Zeller
2012-13	25-11	12-6, 3rd	Finalist			NCAA 2nd Rd.	Roy Williams	Reggie Bullock, James Michael McAdoo, Dexter Strickland
2013-14	24-10	13-5, Tied 3rd	Quarterfinalist	19th	21st	NCAA 2nd Rd.	Roy Williams	James Michael McAdoo, Marcus Paige
2014-15	26-12	11-7, 5th	Finalist	15th	12th	NCAA Sweet 16	Roy Williams	Desmond Hubert, Marcus Paige
2015-16	33-7	14-4, 1st	Champion	3rd	2nd	NCAA Finalist	Roy Williams	Joel James, Brice Johnson, Marcus Paige
2016-17	33-7	14-4, 1st	Semifinalist	5th	1st	NCAA Champion	Roy Williams	Joel Berry II
2017-18	26-11	11-7, Tied 3rd	Finalist	10th	14th	NCAA 2nd Rd.	Roy Williams	Joel Berry II, Theo Pinson
2018-19	29-7	16-2, Tied 1st	Semifinalist	3rd	9th	NCAA Sweet 16	Roy Williams	Cameron Johnson, Luke Maye, Kenny Williams
2019-20	14-19	6-14, Tied 13th	Second Round				Roy Williams	Garrison Brooks, Brandon Robinson

**Seasons:** the 2020-21 season is Carolina Basketball's 111th

**Overall Record:** 2276-818 (.736)

**NCAA Appearances:** 50 (1941, 1946, 1957, 1959, 1967, 1968, 1969, 1972, 1975, 1976, 1977, 1978, 1979, 1980, 1981, 1982, 1983, 1984, 1985, 1986, 1987, 1988, 1989, 1990, 1991, 1992, 1993, 1994, 1995, 1996, 1997, 1998, 1999, 2000, 2001, 2004, 2005, 2006, 2007, 2008, 2009, 2011, 2012, 2013, 2014, 2015, 2016, 2017, 2018, 2019)

**NCAA Tournament Record:** 126-47 (.728)

**NCAA Championships:** 6 (1957, 1982, 1993, 2005, 2009, 2017)

**NCAA Final Fours:** 20 (1946, 1957, 1967, 1968, 1969, 1972, 1977, 1981, 1982, 1991, 1993, 1995, 1997, 1998, 2000, 2005, 2008, 2009, 2016, 2017)

**ACC Regular-Season Record:** 705-290 (.709)

**ACC Regular-Season Titles:** 32 (1956, 1957, 1959, 1960, 1961, 1967, 1968, 1969, 1971, 1972, 1976, 1977, 1978, 1979, 1982, 1983, 1984, 1985, 1987, 1988, 1993, 1995, 2001, 2005, 2007, 2008, 2009, 2011, 2012, 2016, 2017, 2019)

**ACC Tournament Championships:** 18 (1957, 1967, 1968, 1969, 1972, 1975, 1977, 1979, 1981, 1982, 1989, 1991, 1994, 1997, 1998, 2007, 2008, 2016)

**ACC Tournament Record:** 102-48 (.680)

**Dean E. Smith Center Record:** 426-80 (.842)

**Top 25 Media Poll Finishes:** 51

**Top 25 Coaches Poll Finishes:** 53

**No. 1 in Final AP Poll:** 6 (1957, 1982, 1984, 1994, 1998, 2008)

**No. 1 in Final Coaches Poll:** 7 (1957, 1982, 1984, 1993, 2005, 2009, 2017)

**NIT Appearances:** 6 (1970, 1971, 1973, 1974, 2003, 2010)

**NIT Championship:** 1 (1971)





# UNC's YEAR-BY-YEAR STATS

Year	GP	Field Goals Made-Att.	Pct.	3Pt. Field Goals Made-Att.	Pct.	Free Throws Made-Att.	Pct.	Rebounds Off-Def	Tot-Avg.	A	TO	BLK	STL	PF-D	Points-Avg.
1946-47	27	543				347-556	.624								1433-53.1
1947-48	27	537				378-623	.607								1452-53.8
1948-49						361-596	.606								1605-57.3
1949-50	29	615				423-720	.588							526	1653-57.0
1950-51	27	682-2025	.337			402-709	.567								1766-65.4
1951-52	27	659-1892	.348			423									1741-64.5
1952-53	27	714-1944	.367			588-914	.643								2016-74.7
1953-54	21	499-1322	.377			441-701	.629		859-40.9					478	1439-68.5
1954-55	21	549-1386	.396			494-722	.684		794-37.8					396-21	1592-75.8
1955-56	23	623-1515	.411			593-862	.688		1106-48.1					417	1839-80.0
1956-57	32	860-1996	.431			817-1165	.701		1495-46.7					586	2537-79.3
1957-58	26	642-1621	.396			583-840	.694		1157-44.5					493	1867-71.8
1958-59	25	648-1509	.429			501-724	.692		1132-45.3					444	1797-71.9
1959-60	24	606-1467	.413			542-715	.758		1101-45.9					563	1754-73.1
1960-61	23	664-1497	.444			437-651	.671		1148-49.9					429	1765-76.7
1961-62	17	450-959	.469			330-495	.667		708-41.6					374	1230-72.4
1962-63	21	628-1368	.459			352-520	.677		918-43.7					390	1608-76.6
1963-64	24	731-1625	.450			399-607	.657		1171-48.8					477	1861-77.5
1964-65	24	757-1600	.473			400-605	.661		1092-45.5					438	1914-79.8
1965-66	27	838-1620	.517			508-693	.733		1007-37.3					453	2184-80.9
1966-67	32	1016-2154	.472			598-894	.669		1505-47.0					598	2630-82.2
1967-68	32	1028-2261	.455			624-916	.681		1511-47.2					570	2680-83.8
1968-69	32	1094-2228	.491			656-912	.719		1468-45.9	485				584	2844-88.9
1969-70	27	931-1936	.481			537-747	.719		1236-45.8	403				530	2399-88.9
1970-71	32	1010-1935	.522			686-923	.743		1382-43.2	586				654	2706-84.6
1971-72	31	1031-1954	.528			700-942	.743		1378-44.5	683				641	2762-89.1
1972-73	33	1150-2181	.527			496-703	.706		1405-42.6	855				675	2796-84.7
1973-74	28	1015-1952	.520			407-577	.705		1144-40.9	677				574	2437-87.0
1974-75	31	1037-1933	.536			549-755	.727		1200-38.7	658				601	2623-84.6
1975-76	29	966-1838	.526			537-715	.751		1086-37.4	598		74	279	567	2469-85.1
1976-77	33	1054-1961	.537			651-873	.746		1124-34.1	656		93	356	684	2759-83.6
1977-78	31	1008-1895	.532			497-756	.657		1111-35.8	595		93	294	633-18	2513-81.1
1978-79	29	861-1614	.533			496-688	.721		936-32.3	428		112	278	533-8	2218-76.5
1979-80	29	838-1603	.523			448-669	.670		944-32.6	462		110	225	559-18	2124-73.2
1980-81	37	1028-1969	.522			604-826	.731		1264-34.2	545		146	272	636-17	2660-71.9
1981-82	34	895-1668	.537			477-689	.692		999-29.4	583	438	110	239	471-6	2269-66.7
1982-83	36	1072-2082	.515	132-302	.437	629-849	.741		1268-35.2	597	509	173	248	673-19	2905-80.7
1983-84	31	966-1779	.543			551-704	.783		1073-34.6	605	476	157	221	499-10	2483-80.1
1984-85	36	1039-1925	.540			569-748	.761		1215-33.8	702	556	159	220	604-24	2647-73.5
1985-86	34	1197-2140	.559			551-747	.738		1272-37.4	800	522	152	271	642-20	2945-86.6
1986-87	36	1238-2304	.537	213-488	.436	596-826	.722		1329-36.9	782	567	103	319	662-15	3285-91.3
1987-88	34	1013-1892	.535	169-393	.430	596-820	.727		1175-34.6	618	581	105	252	574-15	2791-82.1
1988-89	37	1228-2328	.527	186-478	.389	689-950	.725		1418-38.3	788	634	122	285	645-17	3331-90.0
1989-90	34	1044-2098	.498	195-519	.376	525-765	.686		1281-37.7	594	584	114	309	607-21	2808-82.6
1990-91	35	1134-2257	.502	192-483	.398	607-866	.701		1455-41.6	699	566	142	315	574-6	3067-87.6
1991-92	33	1039-2080	.500	144-407	.354	534-746	.716		1264-38.3	616	538	142	283	598-15	2756-83.5
1992-93	38	1219-2407	.506	168-452	.372	666-943	.706		1561-41.1	698	581	145	357	602-10	3272-86.1
1993-94	35	1091-2188	.499	144-437	.330	670-1008	.665		1531-43.7	649	532	219	285	579-11	2996-85.6
1994-95	34	1044-2055	.508	266-648	.410	517-763	.678		1290-37.9	576	437	177	211	476-5	2871-84.4
1995-96	32	919-1869	.492	235-593	.396	411-613	.670	420-823	1243-38.8	559	429	110	172	471-6	2484-77.6
1996-97	35	1018-2124	.479	188-506	.372	485-713	.680	530-925	1455-41.6	632	495	142	261	547-10	2709-77.4
1997-98	38	1131-2184	.518	185-511	.362	666-937	.711	490-1022	1512-39.8	699	493	188	259	533-13	3113-81.9
1998-99	34	868-1841	.471	175-460	.380	517-720	.718	435-923	1358-39.9	541	530	134	192	505-8	2428-71.4
1999-00	36	1014-2066	.491	169-492	.343	518-740	.700	438-956	1394-38.7	609	536	178	210	580-11	2715-75.4
2000-01	33	945-1972	.479	189-519	.364	532-794	.670	411-952	1363-41.3	576	518	184	244	576-8	2611-79.1
2001-02	28	707-1612	.439	212-606	.350	396-574	.690	305-666	971-34.7	477	461	99	167	508-14	2022-72.2
2002-03	35	900-2062	.436	290-822	.353	434-655	.663	400-796	1196-34.2	554	522	163	293	601-8	2524-72.1
2003-04	30	877-1913	.458	195-555	.351	515-749	.688	460-731	1191-39.7	540	462	120	285	554-11	2464-82.1
2004-05	37	1128-2260	.499	277-687	.403	724-998	.725	502-997	1499-40.5	706	594	142	362	662-9	3257-88.0
2005-06	31	863-1809	.477	215-573	.375	519-733	.708	432-805	1237-39.9	552	512	127	242	531-6	2460-79.4
2006-07	38	1187-2379	.499	215-600	.358	669-940	.712	522-1029	1551-40.8	696	524	173	309	647-7	3258-85.7
2007-08	39	1250-2564	.488	216-580	.372	738-975	.757	605-1090	1695-43.5	656	560	174	318	658-9	3454-88.6
2008-09	38	1205-2509	.480	264-682	.387	739-983	.752	556-1041	1597-42.0	685	472	196	325	609-6	3413-89.8
2009-10	37	1012-2294	.441	176-535	.329	558-854	.653	558-995	1553-42.0	577	562	209	250	564-4	2758-74.5
2010-11	37	1044-2318	.450	190-580	.328	590-878	.672	525-1053	1578-42.6	573	493	204	232	597-5	2868-77.5
2011-12	38	1134-2473	.459	194-580	.334	629-922	.682	589-1122	1711-45.0	659	454	221	259	551-3	3091-81.3
2012-13	36	1023-2321	.441	272-723	.376	442-655	.675	488-899	1387-38.5	616	442	117	303	538-5	2762-76.7
2013-14	34	953-2057	.463	146-434	.336	552-882	.626	483-867	1350-39.7	523	406	161	249	690-21	2604-76.6
2014-15	38	1099-2309	.476	184-514	.358	571-814	.701	526-1015	1541-40.6	661	481	160	251	738-13	2953-77.7
2015-16	40	1235-2561	.482	224-685	.327	617-826	.747	568-1056	1624-40.6	712	431	177	269	718-5	3311-82.8
2016-17	40	1226-2633	.466	283-798	.355	642-916	.701	630-1119	1749-43.7	722	473	139	283	712-12	3377-84.4
2017-18	37	1105-2417	.457	305-849	.359	503-677	.743	511-1059	1570-42.4	674	445	151	213	587-2	3018-81.6
2018-19	36	1118-2410	.464	312-862	.362	541-728	.743	480-1097	1577-43.8	678	471	120	252	611-6	3089-85.8
2019-20	33	865-2058	.420	181-595	.304	470-689	.682	454-928	1382-41.9	472	426	116	183	550-8	2383-72.2



# OPPONENTS YEAR-BY-YEAR STATISTICS

Year	GP	Field Goals Made-Att.	Pct.	3Pt. Field Goals Made-Att.	Pct.	Free Throws Made-Att.	Pct.	Rebounds Off-Def	Tot-Avg.	A	TO	BLK	STL	PF-D	Points-Avg.
1953-54	21	422-1320	.320			491-725	.677		797-38.0					452	1335-63.6
1954-55	21	563-1542	.365			471-625	.754		993-47.3					422-20	1599-76.1
1955-56	23	569-1636	.348			495-747	.663		991-43.1					487	1633-71.0
1956-57	32	720-2043	.352			<b>658-956</b>	.688		1151-36.0					761	2098-65.6
1957-58	26	605-1563	.387			475-701	.682		1061-40.8					565	1688-64.9
1958-59	25	627-1606	.390			375-598	.627		1113-44.5					500	1629-65.2
1959-60	24	531-1415	.375			432-634	.681		1019-42.5					471	1494-62.3
1960-61	23	549-1381	.398			414-605	.684		922-40.1					450	1512-65.7
1961-62	17	472-1042	.453			291-475	.613		720-42.4					381	1235-72.6
1962-63	21	576-1316	.438			335-483	.694		878-41.8					404	1487-70.8
1963-64	24	723-1657	.436			413-602	.686		1054-43.9					455	1859-77.5
1964-65	24	752-1681	.447			359-531	.676		1057-44.0					463	1863-77.6
1965-66	27	818-1709	.479			369-551	.670		1035-38.3					533	2005-74.3
1966-67	32	873-1854	.471			531-772	.688		<b>1392</b> -43.5					701	2277-71.2
1967-68	32	912-2052	.444			492-708	.695		1370-42.8					684	2316-72.4
1968-69	32	937-2076	.451			547-781	.700		1295-40.5	319				672	2421-75.7
1969-70	27	798-1810	.441			532-742	.717		1201-44.5	255				567	2128-78.8
1970-71	32	835-1993	.419			627-895	.701		1206-37.7	317				681	2297-71.8
1971-72	31	808-1918	.421			597-853	.700		1153-37.2	368				695	2213-71.4
1972-73	33	967-2161	.447			469-679	.691		1237-37.5	419				725	2403-72.8
1973-74	28	870-1895	.459			368-521	.706		1049-37.5	354				594	2108-75.3
1974-75	31	1014-2154	.471			389-556	.700		1090-35.2	391				699	2417-78.0
1975-76	29	886-1886	.470			382-541	.706		1010-34.8	403			170	699	2154-74.3
1976-77	33	978-2050	.477			440-626	.703		1078-32.7	417			218	762	2396-72.6
1977-78	31	875-1769	.495			442-618	.715		935-30.2	453			216	<b>710-40</b>	2192-70.7
1978-79	29	761-1620	.470			376-508	.740		847-29.2	336			171	619-27	1898-65.4
1979-80	29	798-1610	<b>.496</b>			375-542	.692		861-29.7	401			182	584-29	1971-68.0
1980-81	37	975-2128	.458			394-579	.680		1065-28.8	467	302		302	752-30	2344-63.4
1981-82	34	811-1742	.466			263-407	.646		873-25.7	418	493		188	641-22	1885-55.4
1982-83	36	945-2130	.444	103-260	<b>.396</b>	476-701	.679		1151-32.0	489	569		233	779-33	2469-68.6
1983-84	31	851-1892	.450			308-476	.647		940-30.3	455	524		203	631-28	2010-64.8
1984-85	36	989-2197	.450			398-600	.663		1085-30.1	534	453		285	607-23	2376-66.0
1985-86	34	942-2163	.436			462-672	.688		1108-32.6	523	561		255	697-25	2346-69.0
1986-87	36	1043-2210	.472	130-342	.380	479-689	.695		1125-31.3	589	660		236	742-31	2695-74.9
1987-88	34	939-2063	.455	195-519	.376	417-605	.689		1043-30.7	490	536		260	687-21	2490-73.2
1988-89	37	<b>1147-2530</b>	.453	216-637	.339	439-648	.677		1338-36.2	603	654		<b>343</b>	<b>808-21</b>	<b>2949-79.7</b>
1989-90	34	996-2168	.459	206-565	.365	452-652	.693		1193-35.1	555	581		293	697-18	2650-77.9
1990-91	35	974-2329	.418	197-622	.317	362-568	.637		1225-35.0	519	635		270	708-21	2507-71.6
1991-92	33	909-2093	.434	232-599	.387	444-630	.705		1119-33.9	526	566	118	252	614-19	2494-75.6
1992-93	38	978-2370	.413	235-716	.328	405-603	.672		1222-32.2	536	<b>686</b>	138	273	750-20	2596-68.3
1993-94	35	923-2336	.395	273-802	.340	414-636	.651		1234-35.3	498	549	134	261	791-34	2533-72.4
1994-95	34	960-2326	.413	299-879	.340	297-423	.702		1230-36.2	503	434	95	226	652-22	2516-74.0
1995-96	32	826-2004	.412	308-857	.359	313-469	.667	401-642	1043-32.6	462	639	80	224	603-9	2273-71.0
1996-97	35	867-2154	.403	275-849	.324	325-523	.621	447-680	1127-32.2	453	479	98	256	644-19	2334-66.7
1997-98	38	923-2403	.384	282-879	.321	366-542	.675	<b>525</b> -703	1228-32.3	472	503	81	230	758-26	2494-65.6
1998-99	34	822-2091	.393	246-752	.327	316-480	.658	426-628	1054-31.0	434	378	121	267	615-13	2206-64.9
1999-00	36	953-2338	.408	229-744	.308	393-569	.691	510-735	1245-34.6	516	419	117	298	662-12	2528-70.2
2000-01	33	859-2196	.391	243-749	.324	380-578	.657	469-758	1227-37.2	461	447	108	298	669-16	2341-70.9
2001-02	28	803-1776	.452	216-596	.362	386-546	.707	362-685	1047-37.4	394	357	99	259	534-13	2208-78.9
2002-03	35	920-2103	.437	225-651	.346	427-618	.691	472-877	1349-38.5	489	581	153	288	637-15	2492-71.2
2003-04	30	799-1798	.444	229-650	.352	416-597	.697	364-697	1061-35.4	452	541	125	247	625-22	2243-74.8
2004-05	37	913-2274	.401	284-834	.341	490-689	.711	452-770	1222-33.0	500	658	173	328	<b>808</b> -30	2600-70.3
2005-06	31	779-1894	.411	200-605	.331	370-522	.709	377-609	986-31.8	406	465	114	282	639-10	2128-68.6
2006-07	38	962-2311	.416	254-751	.338	430-646	.666	425-802	1227-32.3	509	613	152	284	792-29	2608-68.6
2007-08	39	1061-2490	.426	278-852	.326	428-641	.668	446-820	1266-32.5	534	628	<b>195</b>	309	807-25	2828-72.5
2008-09	38	1013-2468	.410	274-814	.337	435-627	.694	494-863	1357-35.7	518	605	167	266	785-28	2735-72.0
2009-10	37	984-2389	.412	284-829	.343	409-585	.699	484-870	1354-36.6	536	508	168	318	713-21	2661-71.9
2010-11	37	948-2339	.405	267-806	.331	382-580	.659	454-889	1343-36.3	474	528	114	278	744-23	2545-68.8
2011-12	38	957-2431	.394	275-862	.319	360-529	.681	425-888	1313-34.6	445	507	129	238	784-30	2549-67.1
2012-13	36	918-2170	.423	248-717	.346	408-581	.702	417- <b>911</b>	1328-36.9	439	558	134	244	599-12	2492-69.2
2013-14	34	810-1949	.416	211-665	.317	541-807	.670	395-784	1179-34.7	374	462	136	202	717-20	2372-69.8
2014-15	38	889-2232	.398	247-822	.300	591-843	.701	460-790	1250-32.9	466	468	147	255	693-14	2616-68.8
2015-16	40	993-2385	.416	308-850	.362	505-725	.697	451-829	1280-32.0	434	511	122	225	734-13	2801-70.0
2016-17	40	982-2377	.413	319-939	.340	541-746	.725	367-890	1257-31.4	458	544	177	249	782-15	2824-70.6
2017-18	37	972-2297	.423	<b>357</b> -940	.380	410-597	.687	362-854	1216-32.9	541	433	176	228	658-14	2711-73.3
2018-19	36	935-2248	.416	330- <b>985</b>	.335	434-639	.679	324-880	1204-33.4	507	501	170	242	630-10	2636-73.2
2019-20	33	843-2000	.422	277-824	.336	440-583	.755	296-836	1132-34.3	455	378	138	229	616-14	2403-72.8



## SINGLE SEASON TEAM RECORDS

### SINGLE-SEASON RECORDS

#### MOST GAMES PLAYED

40 in 2016-17 (33-7)  
40 in 2015-16 (33-7)  
39 in 2007-08 (36-3)  
38 in 2014-15 (26-12)  
38 in 2011-12 (32-6)  
38 in 2008-09 (34-4)  
38 in 2006-07 (31-8)  
38 in 1997-98 (34-4)  
38 in 1992-93 (34-4)

#### MOST WINS (30 or more)

36 in 2007-08 (36-3)  
34 in 2008-09 (34-4)  
34 in 1997-98 (34-4)  
34 in 1992-93 (34-4)  
33 in 2016-17 (33-7)  
33 in 2015-16 (33-7)  
33 in 2004-05 (33-4)  
32 in 2011-12 (32-6)  
32 in 1986-87 (32-4)  
32 in 1981-82 (32-2)  
32 in 1956-57 (32-0)  
31 in 2006-07 (31-7)  
30 in 1945-46 (30-5)

#### MOST WINS WITHOUT A LOSS IN A SEASON

32 in 1956-57 (*Ties NCAA Record with Indiana, 1975-76*)

#### MOST CONSECUTIVE WINS

37 (*32 games in 1956-57 and five games in 1957-58*) (*ACC Record*)  
34 (1923-25)  
21 (1985-86)  
21 (1983-84)  
20 (1967-68)

#### MOST ATLANTIC COAST CONFERENCE REGULAR-SEASON WINS

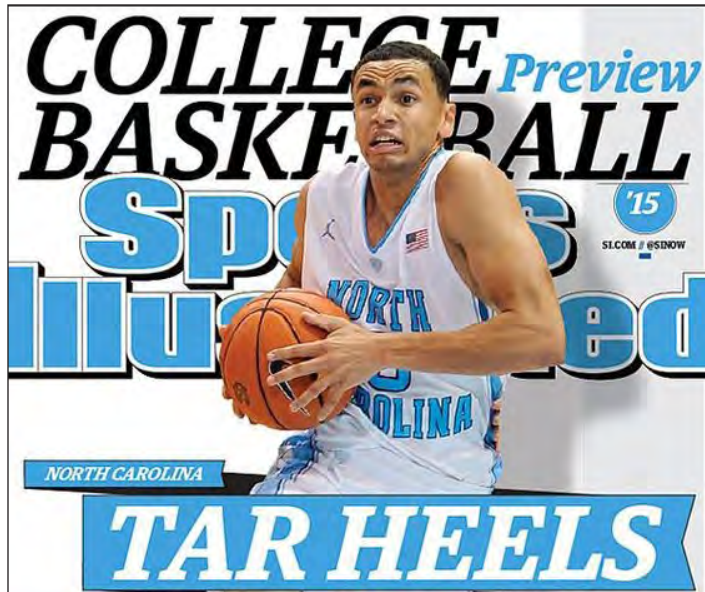
16 in 2018-19 (16-2)  
14 in 2016-17 (14-2)  
14 in 2015-16 (14-2)  
14 in 2011-12 (14-2)  
14 in 2010-11 (14-2)  
14 in 2004-05 (14-2)  
14 in 1992-93 (14-2)  
14 in 1986-87 (14-0)  
14 in 1956-57 (14-0)

#### MOST LOSSES

20 in 2001-02 (8-20)  
19 in 2019-20 (14-19)  
17 in 2009-10 (20-17)  
16 in 2002-03 (19-16)  
15 in 1951-52 (12-15)  
15 in 1950-51 (12-15)

#### MOST POINTS SCORED

3,454 in 2007-08  
3,413 in 2008-09  
3,377 in 2016-17  
3,331 in 1988-89  
3,311 in 2015-16



**MARCUS PAIGE** led UNC to 33 wins in 2015-16. It was one of seven 30-win seasons the Tar Heels have produced in the Roy Williams era.

#### HIGHEST SCORING AVERAGE/GAME

91.3 in 1986-87 (3,285 points in 36 games)  
90.0 in 1988-89 (3,331 points in 37 games)  
89.8 in 2008-09 (3,413 points in 38 games)  
89.1 in 1971-72 (2,762 points in 31 games)  
88.9 in 1968-69 (2,844 points in 32 games)  
88.9 in 1969-70 (2,399 points in 27 games)

#### HIGHEST AVERAGE SCORING MARGIN

17.8 points in 2008-09 (89.8-72.0)  
17.8 points in 1992-93 (86.1-68.3)  
17.7 points in 2004-05 (88.0-70.3)  
17.7 points in 1971-72 (89.1-71.4)  
17.6 points in 1985-86 (86.6-69.0)

#### LOWEST SCORING AVERAGE/GAME IN ACC ERA

66.7 in 1981-82 (2,269 points in 34 games)  
68.5 in 1953-54 (1,439 points in 21 games)  
71.4 in 1998-99 (2,428 points in 34 games)  
71.8 in 1957-58 (1,867 points in 26 games)  
71.9 in 1958-59 (1,797 points in 25 games)  
71.9 in 1980-81 (2,660 points in 37 games)

#### LOWEST SCORING AVERAGE/GAME IN SHOT CLOCK ERA (beginning with 1985-86 season)

71.4 in 1998-99 (2,428 points in 34 games)  
72.1 in 2002-03 (2,524 points in 35 games)  
72.2 in 2019-20 (2,381 points in 33 games)  
72.2 in 2001-02 (2,022 points in 28 games)  
74.5 in 2009-10 (2,758 points in 37 games)

#### MOST 100-POINT GAMES IN A SEASON

10 in 1992-93  
9 in 2008-09  
8 in 2007-08  
8 in 1988-89  
8 in 1968-69





All-America **BRAD DAUGHERTY** led the nation in field goal percentage in 1985-86 at 64.8 percent. UNC shot a school-record 55.9 percent from the floor that season.

#### **MOST CONSECUTIVE 100-POINT GAMES**

- 4 in 1988-89 (104 vs. UCLA, 102 vs. Towson State, 103 at San Diego State, 102 at Pepperdine)
- 4 in 1985-86 (104 vs. The Citadel, 129 vs. Manhattan, 115 vs. Brown, 109 vs. Florida State)
- 3 in 2004-05 (107 vs. Cleveland State, 105 vs. William and Mary, 109 vs. Maryland)
- 3 in 1992-93 (119 vs. Old Dominion, 108 vs. South Carolina in Charlotte, 104 vs. Texas in Charlotte)
- 3 in 1970-71 (109 vs. East Tennessee State, 101 at William & Mary, 106 vs. Creighton in Charlotte)

#### **MOST CONSECUTIVE GAMES SCORING 90 OR MORE POINTS**

- 7 in 2008-09
- 7 in 2007-08
- 6 in 2004-05
- 6 in 1985-86
- 5 in 1968-69, 1970-71, 1971-72, 1972-73, 1986-87

#### **MOST CONSECUTIVE GAMES SCORING 80 OR MORE POINTS**

- 20 in 1988-89
- 16 in 2007-08
- 14 in 1967-68
- 13 in 2015-16
- 12 in 1993-94

#### **MOST FIELD GOALS MADE**

- 1,250 in 2007-08 (*ACC record*)
- 1,238 in 1986-87
- 1,235 in 2015-16
- 1,228 in 1988-89
- 1,226 in 2016-17

#### **MOST FIELD GOALS MADE PER GAME**

- 36.3 in 1973-74 (1,015 in 28 games)
- 35.2 in 1985-86 (1,198 in 34 games)
- 34.8 in 1972-73 (1,150 in 33 games)
- 34.5 in 1969-70 (931 in 27 games)
- 34.4 in 1986-87 (1,238 in 36 games)

#### **FEWEST FIELD GOALS MADE PER GAME IN SHOT CLOCK ERA (beginning in 1985-86)**

- 25.3 in 2001-02 (900 in 35 games)
- 25.5 in 1998-99 (868 in 34 games)
- 25.7 in 2002-03 (900 in 35 games)
- 26.2 in 2019-20 (865 in 33 games)
- 27.4 in 2009-10 (1,012 in 37 games)

#### **MOST FIELD GOALS ATTEMPTED**

- 2,633 in 2016-17
- 2,564 in 2007-08
- 2,561 in 2015-16
- 2,509 in 2008-09
- 2,473 in 2011-12

#### **HIGHEST FIELD GOAL PERCENTAGE**

- .559 in 1985-86 (1,197 of 2,140) (*ACC record*)
- .543 in 1983-84 (966 of 1,779)
- .540 in 1984-85 (1,039 of 1,925)
- .537 in 1976-77 (1,054 of 1,961)
- .537 in 1986-87 (1,238 of 2,304)

#### **HIGHEST FIELD GOAL PERCENTAGE IN THE SHOT CLOCK ERA (beginning in 1985-86)**

- .559 in 1985-86 (1,197 of 2,140) (*ACC record*)
- .537 in 1986-87 (1,238 of 2,304)
- .535 in 1987-88 (1,013 of 1,892)
- .527 in 1988-89 (1,228 of 2,328)
- .518 in 1997-98 (1,131 of 2,184)

#### **LOWEST FIELD GOAL PERCENTAGE**

- .337 in 1950-51 (682 of 2,025)
- .348 in 1951-52 (659 of 1,892)
- .377 in 1953-54 (499 of 1,322)
- .396 in 1957-58 (642 of 1,621)
- .396 in 1954-55 (549 of 1,386)

#### **LOWEST FIELD GOAL PERCENTAGE IN THE SHOT CLOCK ERA (beginning in 1985-86)**

- .420 in 2019-20 (865 of 2,058)
- .436 in 2002-03 (900 of 2,062)
- .439 in 2001-02 (707 of 1,612)
- .441 in 2012-13 (1,023 of 2,321)
- .441 in 2009-10 (1,012 of 2,294)

#### **MOST THREE-POINT FIELD GOALS MADE**

- 312 in 2018-19
- 305 in 2017-18
- 290 in 2002-03
- 283 in 2016-17
- 277 in 2004-05

#### **MOST THREE-POINT FIELD GOALS MADE PER GAME**

- 8.7 in 2018-19 (312 in 36 games)
- 8.3 in 2002-03 (290 in 35 games)
- 8.2 in 2017-18 (305 in 37 games)
- 7.8 in 1994-95 (266 in 34 games)
- 7.6 in 2001-02 (212 in 28 games)
- 7.6 in 2012-13 (272 in 36 games)

#### **MOST THREE-POINT FIELD GOALS ATTEMPTED**

- 862 in 2018-19
- 849 in 2017-18
- 822 in 2002-03
- 798 in 2016-17
- 723 in 2012-13



**CAMERON JOHNSON** made 96 of UNC's season-record 312 3FGs in 2018-19. His 96 threes are the second most by a Tar Heel in a season.

#### MOST THREE-POINT FIELD GOALS ATTEMPTED PER GAME

23.9 in 2018-19 (862 in 36 games)  
 23.5 in 2002-03 (822 in 35 games)  
 22.9 in 2017-18 (849 in 37 games)  
 21.6 in 2001-02 (606 in 28 games)  
 20.1 in 2012-13 (723 in 36 games)

#### HIGHEST THREE-POINT FIELD GOAL PERCENTAGE

.437 in 1982-83 (132 of 302)  
 .436 in 1986-87 (213 of 488)  
 .430 in 1987-88 (169 of 393)  
 .410 in 1994-95 (266 of 648)  
 .403 in 2004-05 (277 of 687)

#### LOWEST THREE-POINT FIELD GOAL PERCENTAGE

.304 in 2019-20 (181 of 595)  
 .327 in 2015-16 (224 of 685)  
 .328 in 2010-11 (190 of 580)  
 .329 in 2009-10 (176 of 535)  
 .330 in 1993-94 (144 of 437)

#### MOST THREE-POINT FIELD GOALS IN CONSECUTIVE GAMES

29 in 2018-19 (16 vs. Virginia Tech, 13 at Georgia Tech)  
 27 in 1994-95 (10 vs. Virginia Tech in Greensboro, 17 vs. Florida State)  
 26 in 2001-02 (10 vs. St. Joseph's in Charlotte, 16 vs. North Carolina A&T)  
 26 in 1982-83 (12 at Duke, \*14 vs. Clemson in Atlanta)  
 25 in 2018-19 (9 vs. Virginia, 16 at Wake Forest)  
 25 in 2018-19 (9 at Miami, 16 vs. Virginia Tech)  
 25 in 2013-14 (10 at Long Beach State, 15 vs. Mississippi State in Maui)  
 25 in 2008-09 (16 vs. Maryland, 9 vs. Virginia)  
 25 in 2001-02 (16 vs. NC A&T, 9 vs. Texas A&M)

#### MOST THREE-POINT FIELD GOALS IN THREE CONSECUTIVE GAMES

38 in 2018-19 (9 at Miami, 16 vs. Virginia Tech, 13 at Georgia Tech)  
 38 in 2018-19 (13 vs. Miami, 9 vs. Virginia, 16 at Wake Forest)  
 35 in 2018-19 (16 vs. Virginia Tech, 13 at Georgia Tech, 6 at Louisville)  
 35 in 2012-13 (15 vs. Mississippi State, 7 vs. Butler, 13 vs. Chaminade, all in Maui)  
 35 in 2001-02 (10 vs. St. Joseph's in Charlotte, 16 vs. NC A&T, 9 vs. Texas A&M)  
 35 in 2001-02 (9 vs. College of Charleston, in Charlotte, 10 vs. St. Joseph's in Charlotte, 16 vs. NC A&T)

#### MOST THREE-POINT FIELD GOALS IN FOUR CONSECUTIVE GAMES

47 in 2018-19 (9 vs. Notre Dame, 9 at Miami, 16 vs. Virginia Tech, 13 at Georgia Tech)  
 46 in 2018-19 (8 vs. NC State, 13 vs. Miami, 9 vs. Virginia, 16 vs. Wake Forest)  
 45 in 2012-13 (10 at Long Beach State, 15 vs. Mississippi State in Maui, 7 vs. Butler in Maui, 13 vs. Chaminade in Maui)  
 44 in 2018-19 (9 at Miami, 16 vs. Virginia Tech, 13 at Georgia Tech, 6 at Louisville)  
 44 in 2001-02 (9 vs. College of Charleston in Charlotte, 10 vs. St. Joseph's in Charlotte, 16 vs. NC A&T, 9 vs. Texas A&M)

#### MOST THREE-POINT FIELD GOALS IN FIVE CONSECUTIVE GAMES

53 in 2018-19 (9 vs. Notre Dame, 9 at Miami, 16 vs. Virginia Tech, 13 at Georgia Tech, 6 at Louisville)  
 52 in 2002-03 (10 at Duke, 9 vs. Florida State, 10 vs. Virginia, 12 at Clemson, 11 vs. North Carolina A&T)  
 52 in 2001-02 (10 vs. St. Joseph's in Charlotte, 16 vs. North Carolina A&T, 9 vs. Texas A&M, 7 vs. Wake Forest, 10 at Maryland)

#### MOST FREE THROWS MADE

817 in 1956-57  
 739 in 2008-09  
 738 in 2007-08  
 724 in 2004-05  
 700 in 1971-72

#### MOST FREE THROWS MADE PER GAME

25.8 in 1955-56 (593 in 23 games)  
 25.5 in 1956-57 (817 in 32 games)  
 23.5 in 1954-55 (494 in 21 games)  
 22.6 in 1959-60 (542 in 24 games)  
 22.6 in 1971-72 (700 in 31 games)

#### FEWEST FREE THROWS MADE PER GAME

12.3 in 2012-13 (442 in 36 games)  
 12.4 in 2002-03 (434 in 35 games)  
 12.8 in 1995-96 (411 in 32 games)  
 12.9 in 1948-49 (361 in 28 games)  
 12.9 in 1946-47 (347 in 27 games)

#### MOST FREE THROWS ATTEMPTED

1,165 in 1956-57 (*ACC record*)  
 1,008 in 1993-94  
 998 in 2004-05  
 983 in 2008-09  
 975 in 2007-08

#### HIGHEST FREE THROW PERCENTAGE

.783 in 1983-84 (551 of 704)  
 .761 in 1984-85 (569 of 748)  
 .758 in 1959-60 (542 of 715)  
 .757 in 2007-08 (738 of 975)  
 .752 in 2008-09 (739 of 983)

#### LOWEST FREE THROW PERCENTAGE IN ACC ERA

.626 in 2013-14 (552 of 882)  
 .629 in 1953-54 (441 of 701)  
 .653 in 2009-10 (558 of 854)  
 .657 in 1963-64 (399 of 607)  
 .657 in 1977-78 (497 of 756)





Sophomore point guard JOEL BERRY II led UNC to the national championship game in 2015-16. The Tar Heels set single-season UNC records that year for highest assist/turnover ratio and fewest turnovers per game.

#### **MOST REBOUNDS**

1,749 in 2016-17  
1,711 in 2011-12  
1,695 in 2007-08  
1,624 in 2015-16  
1,597 in 2008-09

#### **HIGHEST REBOUNDING AVERAGE PER GAME**

49.9 in 1960-61 (1,148 rebounds in 23 games)  
48.8 in 1963-64 (1,171 rebounds in 24 games)  
48.1 in 1955-56 (1,106 rebounds in 23 games)  
47.2 in 1967-68 (1,511 rebounds in 32 games)  
47.0 in 1966-67 (1,505 rebounds in 32 games)

#### **HIGHEST REBOUNDING MARGIN PER GAME**

12.3 in 2016-17 (43.7 to 31.4)  
11.0 in 2007-08  
10.8 in 1956-57  
10.4 in 2018-19  
10.4 in 2011-12

#### **MOST OFFENSIVE REBOUNDS**

(beginning in 1995-96)

630 in 2016-17  
605 in 2007-08  
589 in 2011-12  
568 in 2015-16  
558 in 2009-10

#### **MOST OFFENSIVE REBOUNDS PER GAME**

(beginning in 1995-96)

15.75 in 2016-17 (630 in 40 games)  
15.51 in 2007-08 (605 in 39 games)  
15.50 in 2011-12 (589 in 38 games)  
15.33 in 2003-04 (460 in 30 games)  
15.14 in 1996-97 (530 in 35 games)

#### **MOST ASSISTS**

855 in 1972-73 (*ACC record*)  
800 in 1985-86  
788 in 1988-89  
782 in 1986-87  
722 in 2016-17

#### **MOST ASSISTS PER GAME**

25.9 in 1972-73 (855 assists in 33 games) (*ACC record*)  
24.2 in 1973-74 (677 assists in 28 games)  
23.5 in 1985-86 (800 assists in 34 games)  
22.0 in 1971-72 (683 assists in 31 games)  
21.7 in 1986-87 (782 assists in 36 games)

#### **MOST TURNOVERS** (since turnovers were officially recorded in 1981-82)

634 in 1988-89  
594 in 2004-05  
584 in 1989-90  
581 in 1992-93  
581 in 1987-88

#### **MOST TURNOVERS PER GAME**

17.2 in 1989-90 (584 in 34 games)  
17.1 in 1988-89 (634 in 37 games)  
17.1 in 1987-88 (581 in 34 games)  
16.5 in 2005-06 (512 in 31 games)  
16.5 in 2001-02 (461 in 28 games)

#### **FEWEST TURNOVERS**

406 in 2013-14  
426 in 2019-20  
429 in 1995-96  
431 in 2015-16  
437 in 1994-95

#### **FEWEST TURNOVERS PER GAME**

10.8 in 2015-16 (431 in 40 games)  
11.8 in 2016-17 (473 in 40 games)  
11.9 in 2013-14 (406 in 34 games)  
11.9 in 2011-12 (454 in 38 games)  
12.0 in 2017-18 (445 in 37 games)

#### **HIGHEST ASSIST/TURNOVER RATIO**

1.65 in 2015-16 (712 assists/431 turnovers)  
1.53 in 1985-86 (800 assists/522 turnovers)  
1.53 in 2016-17 (722 assists/473 turnovers)  
1.51 in 2017-18 (674 assists/445 turnovers)  
1.45 in 2011-12 (659 assists/454 turnovers)  
1.45 in 2008-09 (685 assists/472 turnovers)

#### **LOWEST ASSIST/TURNOVER RATIO**

1.02 in 1989-90 (594 assists/584 turnovers)  
1.02 in 1998-99 (541 assists/530 turnovers)  
1.02 in 2009-10 (576 assists/562 turnovers)  
1.03 in 2001-02 (477 assists/461 turnovers)  
1.06 in 2002-03 (555 assists/522 turnovers)  
1.06 in 1987-88 (618 assists/581 turnovers)

#### **MOST BLOCKED SHOTS**

221 in 2011-12  
219 in 1993-94  
209 in 2009-10  
204 in 2010-11  
196 in 2008-09

#### **MOST STEALS**

362 in 2004-05  
357 in 1992-93  
356 in 1976-77  
325 in 2008-09  
319 in 1986-87

#### **MOST PERSONAL FOULS**

738 in 2014-15  
718 in 2015-16  
712 in 2016-17  
690 in 2013-14  
685 in 1976-77

#### **MOST OVERTIME GAMES**

5 in 1997-98  
4 in 1979-80  
4 in 1974-75  
4 in 1956-57  
4 in 1935-36





## SINGLE-GAME TEAM RECORDS

### MOST POINTS SCORED

129 vs. VMI, Dec. 17, 1994 (129-89)  
129 vs. Manhattan, Dec. 27, 1985 (129-45) in Miami  
128 vs. Dartmouth, Dec. 5, 1972 (128-86) in Greensboro  
127 vs. Rice, Dec. 2, 1971 (127-69)  
127 vs. Richmond, Dec. 8, 1965 (127-76)  
^123 vs. Loyola Marymount, March 19, 1988 in Salt Lake City (123-97)  
122 vs. Miami, Dec. 6, 1986 (122-77)  
121 vs. Kentucky, Dec. 27, 1989 in Louisville, Ky. (121-110)  
121 vs. Niagara, Dec. 30, 1978 in Rochester, N.Y. (121-69)  
119 vs. Old Dominion, Dec. 1, 1992 (119-82)

### LARGEST MARGIN OF VICTORY

84 vs. Manhattan, Dec. 27, 1985 (129-45) in Miami (*ACC record*)  
69 vs. Davidson, Feb. 7, 1945 (89-20)  
68 vs. UNC Asheville, Nov. 30, 2008 (116-48)  
68 vs. The Citadel, Feb. 18, 1991 (118-50)  
65 vs. Florida Southern, Dec. 1, 1969 (112-47)

### LARGEST MARGIN OF VICTORY, ACC GAME (by 40 or more)

51 vs. NC State, Jan. 8, 2017 (107-56)  
48 vs. Florida State, Jan. 24, 1998 (103-55)  
46 vs. NC State, Feb. 6, 1993 (104-58)  
45 vs. Virginia, March 1, 2006 (99-54)  
44 vs. Clemson, Jan. 15, 1994 (106-62)  
44 vs. Clemson, Feb. 13, 1970 (110-66) in Charlotte  
44 vs. Virginia, Feb. 6, 1968 (108-64)  
41 vs. Miami, Jan. 31, 2007 (105-64)  
40 vs. Georgia Tech, Jan. 24, 1981 (100-60)

### LARGEST MARGIN OF VICTORY, ACC ROAD GAME

38 at Wake Forest, Feb. 16, 2019 (95-57)  
34 at Virginia, Jan. 29, 2005 (110-76)  
34 at Virginia Tech, Dec. 19, 2004 (85-51)  
33 at NC State, Jan. 7, 1993 (100-67)  
32 at Georgia Tech, Mar. 3, 2015 (81-49)  
32 at Boston College, Feb. 1, 2011 (106-74)  
32 at Clemson, Jan. 13, 1968 (115-83)

### MOST POINTS SCORED IN A LOSS

114 vs. Wake Forest, Dec. 20, 2003 (114-119, 3 OT)  
100 vs. Kentucky, Dec. 17, 2016 (100-103) in Las Vegas  
97 vs. Iowa, Jan. 7, 1989 (97-98)  
97 vs. West Virginia, Dec. 31, 1965 (97-102) in Raleigh  
96 vs. Duke, Feb. 8, 2020 (96-98, OT)  
96 at Florida State, Feb. 27, 1992 (96-110)  
96 vs. Wake Forest, Nov. 27, 1976 (96-97) in Greensboro  
96 vs. Duke, Jan. 3, 1975 (96-99) in Greensboro

### LARGEST MARGIN OF DEFEAT

43 at Lynchburg Elks, Feb. 20, 1915 (20-63)  
42 at Kentucky, Jan. 9, 1950 (44-86)  
40 at Maryland, Feb. 22, 2003 (56-96)  
40 vs. NC State, Feb. 19, 1949 (39-79)  
40 vs. Virginia, Feb. 9, 1914 (27-67) in Raleigh

### FEWEST POINTS SCORED

8 at NC State, Feb. 18, 1926 (8-17)  
13 at Roanoke, Feb. 9, 1916 (13-45)  
14 vs. Duke, Feb. 1, 1930 (14-36)  
14 at Virginia Tech, Feb. 19, 1919 (14-37)  
15 on several occasions



**THEO PINSON** played for the first time in his junior season on Jan. 8, 2017, after recovering from a foot injury. He had five assists and four steals in UNC's 107-56 win over NC State. The 51-point margin is Carolina's largest in an ACC victory.

### FEWEST POINTS SCORED IN ACC ERA (1953-54 to present)

\*20 vs. Duke, March 4, 1966 (20-21) in Raleigh  
39 at NC State, Dec. 28, 1957 (39-30)  
40 at Duke, Feb. 24, 1979 (40-47)  
43 at Virginia, Feb. 27, 2017 (43-53)  
^44 vs. Villanova, March 24, 1985 (44-56) in Birmingham, Ala.  
44 vs. Wake Forest, Jan. 8, 1958 (44-34)  
44 at NC State, Dec. 28, 1954 (44-47)  
45 vs. Michigan State, Nov. 26, 2017 (45-63) in Portland, Ore.  
45 at Syracuse, Jan. 11, 2014 (45-57)  
45 at NC State, Feb. 12, 1997 (45-44)

### FEWEST POINTS SCORED IN SHOT CLOCK ERA (1985-86 to present)

43 at Virginia, Feb. 27, 2017 (43-53)  
45 vs. Michigan State, Nov. 26, 2017 (45-63) in Portland, Ore.  
45 at Syracuse, Jan. 11, 2014 (45-57)  
45 at NC State, Feb. 12, 1997 (45-44)  
46 vs. NC State, Feb. 24, 2015 (46-58)  
47 at Virginia, Dec. 8, 2019 (47-56)  
48 vs. Boston College, Feb. 19, 2011 (48-46)  
48 vs. Duke, March 8, 2002 (48-60) in Charlotte  
49 vs. Ohio State, Dec. 4, 2019 (49-74)  
49 at Virginia, Jan. 6, 2018 (49-61)

### MOST POINTS SCORED IN A HALF

77 vs. VMI, Dec. 17, 1994 (1st half: UNC led 77-42)  
72 vs. Miami, Dec. 6, 1986 (1st)  
70 vs. Clemson, Jan. 28, 1987 (2nd)  
70 vs. Rice, Dec. 2, 1971 (1st)  
70 vs. South Carolina, Feb. 7, 1966 (2nd)  
70 vs. William and Mary, Feb. 7, 1956 (2nd)

### FEWEST POINTS SCORED IN A HALF

0 at Duke, Feb. 24, 1979 (1st half: Duke led 7-0)  
\*5 vs. Duke, March 4, 1966 (1st) in Raleigh  
^8 vs. Pittsburgh, March 21, 1941 (2nd) in Madison, Wis.  
9 vs. LSU, Dec. 4, 1982 (1st) in East Rutherford, N.J.  
12 vs. Pittsburgh, March 21, 1941 (1st) in Madison, Wis.

### LARGEST HALFTIME LEAD

47 vs. Florida Atlantic, Dec. 19, 2006 (UNC led 65-18)  
43 vs. Manhattan, Dec. 27, 1985 in Miami, Fla. (UNC 67-24)

#### **LARGEST HALFTIME LEAD IN ROY WILLIAMS ERA**

47 vs. Florida Atlantic, Dec. 19, 2006 (UNC led 65-18)  
38 vs. Gardner-Webb, Nov. 19, 2006 (UNC led 57-19)  
37 vs. Oakland, Nov. 8, 2013 (UNC led, 58-21)  
36 at Virginia, Jan. 29, 2005 (UNC led 62-26)  
35 vs. Presbyterian, Dec. 2, 2009 (UNC led 56-21)

#### **MOST POINTS, BOTH TEAMS**

233 vs. Wake Forest, Dec. 20, 2003 (114-119, 30T)  
231 vs. Kentucky, Dec. 27, 1989 (121-110) in Louisville, Ky.  
^220 vs. Loyola Marymount, March 19, 1988 (123-97) in Salt Lake City  
219 at Tulane, Feb. 14, 1976 (113-106)  
218 vs. VMI, Dec. 17, 1994 (129-89)  
214 vs. Dartmouth, Dec. 5, 1972 (128-96) in Greensboro  
211 vs. Iowa State, Dec. 1, 1990 (118-93) in Charlotte  
211 at Tulane, Dec. 23, 1977 (108-103) (113-96)  
209 vs. NC State, Feb. 5, 2019

#### **FEWEST POINTS, BOTH TEAMS**

24 vs. Elon, Jan. 11, 1915 (15-9)  
25 at NC State, Feb. 18, 1926 (8-17)  
29 vs. Davidson, Feb. 24, 1930 (19-10)  
32 at NC State, Feb. 12, 1927 (19-13)  
32 vs. Durham YMCA, Dec. 15, 1915 (18-14)

#### **FEWEST POINTS, BOTH TEAMS IN SHOT CLOCK ERA**

89 at NC State, Feb. 12, 1997 (45-44)  
92 vs. Wake Forest, Jan. 23, 1999 (52-40)  
92 vs. Princeton, Dec. 13, 1997 (50-42)  
94 vs. Boston College, Feb. 19, 2011 (48-46)  
96 at Virginia, Feb. 27, 2017 (43-53)

#### **MOST FIELD GOALS MADE (50 or more)**

57 vs. Manhattan, Dec. 27, 1985 (57 of 78) in Miami  
56 vs. Dartmouth, Dec. 5, 1972 (56 of 93) in Greensboro  
53 vs. VMI, Dec. 17, 1994 (53 of 80)  
52 vs. Rice, Dec. 12, 1971 (52 of 76)  
52 vs. Richmond, Dec. 8, 1965 (52 of 83)  
51 vs. Howard, Nov. 29, 1975 (51 of 82)  
51 vs. Virginia, Feb. 6, 1968 (51 of 101)  
50 at East Tennessee State, Dec. 20, 1975 (50 of 78)  
50 at St. Thomas, Dec. 28, 1973 (50 of 70)

#### **FEWEST FIELD GOALS MADE IN ACC ERA (15 or fewer)**

\*7 vs. Duke, March 4, 1966 (7 of 15) in Raleigh  
10 at NC State, Dec. 28, 1957 (10 of 22)  
12 at Georgia Tech, Feb. 11, 1980 (12 of 32)  
12 at Duke, Feb. 4, 1954  
12 vs. Oregon State, Dec. 30, 1953 (12 of 49) in Raleigh  
13 at NC State, Feb. 24, 1954 (13 of 28)  
\*14 vs. NC State, March 4, 1954 (14 of 25) in Raleigh  
15 vs. Michigan State, Nov. 26, 2017 (15 of 61) in Portland, Ore.  
\*15 vs. Duke, March 8, 2002 (15 of 29) in Charlotte  
15 at South Carolina, Feb. 20, 1971 (15 of 41)

#### **MOST FIELD GOAL ATTEMPTS**

102 vs. Clemson, Dec. 4, 1954 (38 of 102)  
101 vs. Virginia, Feb. 6, 1968 (51 of 101)  
97 at South Carolina, Feb. 1, 1958 (44 of 97)  
95 at Tulane, Feb. 14, 1976 (43 of 95)  
95 vs. South Carolina, Dec. 12, 1953 (36 of 95)  
94 vs. Georgia Tech, Feb. 9, 1973 (46 of 94) in Charlotte  
94 vs. Georgia, Dec. 18, 1963 (41 of 94)

#### **HIGHEST FIELD GOAL PERCENTAGE (.700 or better)**

^ .790 vs. Loyola Marymount, March 19, 1988 (49 of 62) in Salt Lake City  
.767 at Virginia, Jan. 7, 1978 (33 of 43)  
.754 vs. Old Dominion, Dec. 1, 1992 (43 of 57)  
.750 vs. Dartmouth, Dec. 21, 1983 (45 of 60)  
.736 vs. Wake Forest, Feb. 8 1986 (39 of 53)  
.735 vs. Wake Forest, Jan. 25, 1989 (36 of 49) in Greensboro  
.731 vs. Manhattan, Dec. 27, 1985 (57 of 78) in Miami  
.727 vs. East Tennessee State, Dec. 1, 1970 (40 of 55)  
.720 vs. Virginia, Jan. 8, 1977 (36 of 50)  
.714 at St. Thomas, Dec. 28, 1973 (50 of 70)

.711 vs. NC State, Jan. 8, 2000 (27 of 38)  
.709 vs. Old Dominion, Nov. 23, 2007 (39 of 55) in Las Vegas  
.700 at Georgia Tech, Jan. 23, 1982 (28 of 40)  
.700 vs. NYU, Feb. 6, 1965 (42 of 60)

#### **HIGHEST FIELD GOAL PERCENTAGE IN A HALF**

.941 at Virginia, Jan. 7, 1978 (16 of 17, 2nd half) (*NCAA record*)

#### **HIGHEST FIELD GOAL PERCENTAGE IN A HALF SINCE 1980**

.857 vs. Old Dominion, Dec. 1, 1992 (24 of 28, 2nd half)  
^ .800 vs. Loyola Marymount, March 19, 1988 (24 of 30, 2nd half)  
in Salt Lake City  
.800 at Georgia Tech, Jan. 23, 1982 (12 of 15, 2nd half)  
.792 at Wake Forest, Jan. 16, 1992 (19 of 24, 2nd half)  
.792 vs. Syracuse, Nov. 21, 1987 (19 of 24, 2nd half) in Springfield, Mass.

#### **LOWEST FIELD GOAL PERCENTAGE IN A HALF SINCE 1980**

.200 at Georgia Tech, Jan. 16, 2011 (5 of 25, 2nd half)  
.207 at Miami, Jan. 28, 2017 (6 of 29, 1st half)  
^ .226 vs. Kansas, March 25, 2012 (7 of 31, 2nd half) in St. Louis  
.226 at Georgia Tech, Feb. 16, 2010 (7 of 31, 1st half)  
.233 vs. Michigan State, Nov. 26, 2017 (7 of 30, 1st half) in Portland, Ore.

#### **LOWEST FIELD GOAL PERCENTAGE (under 30 percent)**

.245 vs. Oregon State, Dec. 30, 1953 (12 of 49) in Raleigh  
.246 vs. Michigan State, Nov. 26, 2017 (15 of 61) in Portland, Ore.  
\* .253 vs. Wake Forest, March 2, 1956 (19 of 75) in Raleigh  
.257 at NC State, Dec. 31, 1955 (19 of 74)  
.260 at Alabama, Jan. 4, 1955 (19 of 73)  
.274 vs. Ohio State, Dec. 4, 2019 (17 of 62)  
.276 at Georgia Tech, Jan. 16, 2011 (16 of 58)  
.279 vs. Iowa, Dec. 3, 2014 (19 of 68)  
.281 vs. Duke, Feb. 4, 1955 (16 of 57)  
^ .282 vs. Houston, March 25, 1967 (24 of 85) in Louisville, Ky.  
.284 vs. Navy, Dec. 28, 1953 (21 of 74) in Raleigh  
.290 vs. Maryland, Dec. 18, 1954 (18 of 62)  
\* .292 vs. Duke, March 11, 2001 (19 of 65) in Atlanta  
.295 at NC State, Feb. 22, 1964 (18 of 61)  
.296 at Florida, Dec. 21, 1964 (21 of 71)  
.296 at Virginia, Jan. 6, 2018 (16 of 54)  
.297 at Duke, Feb. 28, 1958 (19 of 64)

#### **THREE-POINT FIELD GOALS (*distance*)**

1982-83 – 17 feet, 9 inches  
1986-87 through 2007-08 – 19 feet, 9 inches  
2008-09 through 2018-19 – 20 feet, 9 inches  
2019-20 to present – 22 feet, 1.75 inches

#### **MOST THREE-POINT FIELD GOALS MADE**

17 vs. Florida State, Jan. 25, 1995 (17 of 25)  
16 at Wake Forest, Feb. 16, 2019 (16 of 25)  
16 vs. Virginia Tech, Jan. 21, 2019 (16 of 34)  
16 vs. Western Carolina, Dec. 6, 2017 (16 of 22)  
16 vs. Maryland, Feb. 3, 2009 (16 of 25)  
16 vs. North Carolina A & T, Dec. 27, 2001 (16 of 33)  
15 vs. Clemson, Jan. 16, 2018 (15 of 31)  
15 vs. Mississippi State, Nov. 19, 2012 (15 of 32) in Lahaina, Maui  
14 vs. Virginia Tech, Jan. 26, 2017 (14 of 30)  
14 vs. UNC Asheville, Nov. 30, 2008 (14 of 27)  
14 at Virginia, Jan. 29, 2005 (14 of 23)  
14 at Georgia Tech, Feb. 2, 2002 (14 of 31)  
14 vs. Florida State, Feb. 24, 1996 (14 of 31)  
14 vs. VMI, Dec. 17, 1994 (14 of 28)  
14 at NC State, Feb. 6, 1991 (14 of 25)  
\*14 vs. Clemson, March 11, 1983 (14 of 24) in Atlanta

#### **FEWEST THREE-POINT FIELD GOALS MADE**

0 vs. Princeton, Dec. 13, 1997 (0 for 4)  
^ 0 vs. Alabama, March 21, 1992 (0 for 6) in Cincinnati, Ohio  
0 at Duke, Jan. 18, 1989 (0 for 2)  
0 at NC State, Jan. 24, 1988 (0 for 2)  
0 vs. Fordham, Jan. 6, 1988 (0 for 1) in Greensboro  
1 many times (most attempts with one made three-pointer is 18 vs. Michigan State, Nov. 26, 2018, in Portland, Ore.)

### **MOST THREE-POINT FIELD GOAL ATTEMPTS**

35 vs. Davidson, Jan. 8, 2003 (13 of 35)  
34 vs. Virginia Tech, Jan. 21, 2019 (16 of 34)  
34 at Clemson, Feb. 15, 2003 (12 of 34)  
34 vs. Wake Forest, Feb. 2, 2003 (10 of 34)  
34 vs. Hampton, Nov. 16, 2001 (6 of 34)  
33 at Clemson, March 1, 2019 (13 of 33)  
33 vs. Duke, Feb. 8, 2018 (11 of 33)  
33 vs. N.C. A&T, Dec. 27, 2001 (16 of 33)  
32 vs. Mississippi State, Nov. 19, 2012 (15 of 32)  
32 at NC State, Jan. 26, 2003 (12 of 32)  
32 vs. Ohio, Feb. 20, 2002 (13 of 32)

### **FEWEST THREE-POINT FIELD GOAL ATTEMPTS**

1 vs. Fordham, Jan. 6, 1988 (0 for 1) in Greensboro  
2 at Duke, Jan. 18, 1989 (0 for 2)  
2 at NC State, Jan. 24, 1988 (0 for 2)  
3 vs. Duke, Feb. 5, 1998 (2 for 3)  
3 at Duke, March 4, 1990 (1 for 3)  
4 vs. Gardner-Webb, Nov. 23, 2010 (1 for 4)  
4 vs. NC State, Feb. 28, 2001 (1 for 4)  
4 vs. Princeton, Dec. 13, 1997 (0 for 4)  
4 vs. Duke, Feb. 3, 1994 (3 for 4)  
\*4 vs. Wake Forest, March 13, 1992 (2 for 4) in Charlotte  
4 vs. South Carolina, Nov. 30, 1990 (1 for 4) in Charlotte  
4 vs. Nevada, Dec. 30, 1987 (2 for 4)

### **HIGHEST THREE-POINT FIELD GOAL PERCENTAGE**

**(min. 5 three-pointers made)**

.889 vs. Stetson, Dec. 3, 1986 (8 of 9)  
.875 vs. Texas, Dec. 5, 1992 (7 of 8) in Charlotte  
.857 at Virginia, Jan. 14, 1987 (6 of 7)  
.833 vs. NC State, Jan. 5, 1994 (5 of 6)  
.800 at Duke, March 5, 1983 (12 of 15)

### **HIGHEST THREE-POINT FIELD GOAL PERCENTAGE**

**(min. 10 three-pointers made)**

.800 at Duke, March 5, 1983 (12 of 15)  
.733 vs. Wake Forest, Feb. 22, 2014 (11 of 15) (*ACC record/distance*)  
.727 vs. Western Carolina, Dec. 6, 2017 (16 of 22)  
.706 vs. Hofstra, Nov. 18, 2010 (12 of 17) in San Juan, P.R.  
.688 at Appalachian State, Nov. 17, 2000 (11 of 16)  
.680 vs. Florida State, Jan. 25, 1995 (17 of 25)  
.667 at Old Dominion, Dec. 29, 1994 (10 of 15)  
.667 vs. Clemson, Feb. 21, 1987 (12 of 18)  
^ .647 vs. Villanova, April 4, 2016 (11 of 17) in Houston  
.640 at Wake Forest, Feb. 16, 2019 (16 of 25)  
.640 vs. Maryland, Feb. 3, 2009 (16 of 25)

### **HIGHEST THREE-POINT FIELD GOAL PERCENTAGE**

**(min. 10 three-point attempts)**

.800 at Duke, March 5, 1983 (12 of 15)  
.733 vs. Wake Forest, Feb. 22, 2014 (11 of 15)  
.727 vs. Western Carolina, Dec. 6, 2017 (16 of 22)  
.706 vs. Hofstra, Nov. 18, 2010 (12 of 17) in San Juan, P.R.  
.700 vs. Maryland, Feb. 10, 2001 (7 of 10)  
^ .700 vs. Oklahoma, March 17, 1990 (7 of 10) in Austin, Texas  
.692 vs. Maryland, Dec. 1, 2015 (9 of 13)  
.692 at Alabama, Nov. 30, 1989 (9 of 13)  
.688 at Appalachian State, Nov. 17, 2000 (11 of 16)  
.680 vs. Florida State, Jan. 25, 1995 (17 of 25)

### **HIGHEST THREE-POINT FIELD GOAL PERCENTAGE**

**(min. 20 three-point attempts)**

.727 vs. Western Carolina, Dec. 6, 2017 (16 of 22)  
.680 vs. Florida State, Jan. 25, 1995 (17 of 25)  
.640 at Wake Forest, Feb. 16, 2019 (16 of 25)  
.640 vs. Maryland, Feb. 3, 2009 (16 of 25)  
.619 at Florida State, Jan. 22, 2006 (13 of 21)  
.609 at Virginia, Jan. 29, 2005 (14 of 23)  
\* .583 vs. Clemson, March 11, 1983 (14 of 24) in Atlanta  
.560 at NC State, Feb. 6, 1991 (14 of 25)  
^ .550 vs. Indiana, March 25, 2016 (11 of 20) in Philadelphia  
.550 vs. Virginia, March 1, 2006 (11 of 20)



**LUKE MAYE** made both of his three-point attempts as Carolina went 16 for 22 from beyond the arc against Western Carolina on 12/6/17. UNC's 3FG percentage of .727 is the highest in school history (at least 20 attempts).

### **LOWEST THREE-POINT FIELD GOAL PERCENTAGE**

**(min. 10 three-point attempts)**

.056 vs. Michigan State, Nov. 26, 2017 (1 of 18) in Portland, Ore.  
.063 at Wake Forest, Feb. 11, 2020 (1 of 16)  
.063 vs. LSU, Dec. 18, 1996 (1 of 16) in Greensboro  
.071 at Virginia, Dec. 8, 2019 (1 of 14)  
.071 vs. Duke, March 9, 2013 (1 of 14)  
.077 vs. Duke, Feb. 17, 2016 (1 of 13)  
.083 at UAB, Dec. 1, 2013 (1 of 12)  
.083 vs. Gardner-Webb, Nov. 9, 2012 (1 of 12)  
\* .083 vs. Wake Forest, March 10, 2000 (1 of 12) in Charlotte  
.091 vs. Kentucky, Dec. 4, 2010 (1 of 11)  
.091 vs. Duke, March 6, 2005 (1 of 11)  
.091 vs. Notre Dame, Feb. 23, 1993 (1 of 11)

### **MOST FREE THROWS MADE**

43 vs. South Carolina, Dec. 5, 1959 (43 of 53) (*ties ACC record*)  
43 at NC State, Jan. 15, 1957 (43 of 51) (*ties ACC record*)  
41 vs. Clemson, Jan. 28, 1998 (41 of 59)  
\*37 vs. Clemson, March 11, 2005 (37 of 47) in Washington, D.C.  
37 vs. Louisville, Dec. 17, 1998 (37 of 54)  
37 at Nevada, Dec. 30, 1987 (37 of 47)  
37 vs. Syracuse, Jan. 8, 1983 (37 of 48) in Charlotte  
37 at NC State, Feb. 24, 1976 (37 of 46)  
37 at NC State, Feb. 18, 1958 (37 of 46)  
36 on seven occasions, latest vs. Maryland, Feb. 15, 2004 (36 of 50)

### **MOST FREE THROW ATTEMPTS**

59 vs. Clemson, Jan. 28, 1998 (41 of 59) (*ties ACC record*)  
59 at Clemson, Jan. 14, 1956 (33 of 59) (*ties ACC record*)  
54 vs. Louisville, Dec. 17, 1998 (37 of 54)  
54 at Duke, March 1, 1957 (36 of 54)  
53 vs. South Carolina, Dec. 5, 1959 (43 of 53)  
52 vs. NC State, Jan. 19, 1954 (31 of 52)  
51 at Clemson, Jan. 14, 1995 (34 of 51)  
51 vs. Maryland, Jan. 13, 1964 (31 of 51)  
51 at NC State, Jan. 15, 1957 (43 of 51)  
50 vs. Maryland, Feb. 15, 2004 (36 of 50)  
50 vs. Maryland, Jan. 7, 1995 (30 of 50)  
50 vs. Oregon State, Dec. 30, 1967 (34 of 50) in Portland, Ore.  
50 vs. Georgia Tech, Dec. 9, 1955 (26 of 50) in Charlotte

### **FEWEST FREE THROWS MADE**

2 vs. Clemson, March 2, 2004 (2 of 4)  
2 at Wake Forest, Jan. 23, 1999 (2 of 6)  
^2 vs. Utah, March 28, 1998 (2 of 7) in San Antonio  
2 vs. Duke, Jan. 17, 1990 (2 of 12)  
\*2 vs. NC State, March 8, 1987 (2 of 4) in Landover, Md.



#### FEWEST FREE THROW ATTEMPTS

^4 vs. George Mason, March 19, 2006 (4 of 4) in Dayton, Ohio  
4 vs. Clemson, March 2, 2004 (2 of 4)  
\*4 vs. NC State, March 8, 1987 (2 of 4) in Landover, Md.  
5 at Duke, March 3, 2018 (4 of 5)  
5 at Virginia Tech, Jan. 22, 2018 (5 of 5)  
5 at Wake Forest, Jan. 30, 1993 (5 of 5)  
5 at Maryland, Jan. 14, 1986 (5 of 5)  
5 at Virginia, Feb. 3, 1982 (4 of 5)

#### HIGHEST FREE THROW PERCENTAGE (min. 10 attempts)

1.000 vs. Duke, March 7, 2015 (13 of 13)  
1.000 at LSU, Feb. 10, 1985 (13 of 13)  
1.000 vs. Wisconsin, Nov. 23, 2016 (12 of 12) in Lahaina, Maui  
1.000 at Georgia Tech, Jan. 29, 2000 (12 of 12)  
1.000 vs. Wake Forest, Feb. 24, 1998 (12 of 12)  
\*1.000 at Georgia Tech, March 10, 1985 (12 of 12)  
1.000 vs. Maryland, Feb. 19, 1984 (12 of 12)  
1.000 vs. Rutgers, Dec. 22, 1980 (11 of 11) in Charlotte  
.964 vs. Niagara, Dec. 30, 1978 (27 of 28) in Rochester, N.Y.  
\*.958 vs. NC State, March 11, 2007 (23 of 24) in Tampa, Fla.

#### HIGHEST FREE THROW PERCENTAGE (min. 20 attempts)

.964 vs. Niagara, Dec. 30, 1978 (27 of 28) in Rochester, N.Y.  
\*.958 vs. NC State, March 11, 2007 (23 of 24) in Tampa, Fla.  
\*.957 vs. Maryland, March 2, 1979 (22 of 23) in Greensboro  
.952 vs. Oregon, Nov. 29, 2019 (20 of 21)  
.950 vs. Maryland, Feb. 10, 2001 (19 of 20)  
.950 vs. Florida State, Feb. 17, 1973 (19 of 20) in New York City

#### HIGHEST FREE THROW PERCENTAGE (min. 30 attempts)

.919 vs. Syracuse, Feb. 26, 2019 (34 of 37)  
^917 vs. Kentucky, March 19, 1977 (33 of 36) in College Park, Md.  
\*.906 vs. Maryland, March 11, 1989 (29 of 32) in Atlanta  
.900 vs. VMI, Dec. 15, 1997 (27 of 30)  
.889 vs. Georgia Tech, Feb. 12, 1972 (32 of 36)

#### LOWEST FREE THROW PERCENTAGE (min. 10 attempts)

.167 vs. Duke, Jan. 17, 1990 (2 of 12)  
.273 at Wake Forest, Feb. 16, 2019 (3 of 11)  
.300 vs. South Florida, Dec. 3, 1979 (3 of 10) in St. Petersburg, Fla.  
.316 at Virginia, Feb. 24, 1964 (6 of 19)  
.364 at UAB, Dec. 1, 2013 (4 of 11)  
.364 at Virginia, Feb. 25, 2001 (4 of 11)  
.364 vs. Duke, Dec. 2, 1978 (4 of 11) in Greensboro  
.368 vs. NC State, Feb. 25, 2003 (7 of 19)  
.400 at Duke, March 2, 1986 (6 of 15)  
.412 vs. Virginia Tech, Jan. 13, 2011 (7 of 17)

#### MOST FREE THROWS MISSED

26 vs. Belmont, Nov. 17, 2013 (made 22 of 48)  
26 at Clemson, Jan. 14, 1956 (made 33 of 59)  
24 vs. George Washington, Dec. 3, 1993 (made 21 of 45) in Charlotte  
24 vs. Georgia Tech, Dec. 9, 1955 (made 26 of 50) in Charlotte  
23 vs. Texas, Dec. 18, 2013 (made 24 of 47)  
23 at NC State, Jan. 14, 1955 (made 22 of 45)

#### MOST REBOUNDS

78 vs. Furman, Dec. 4, 1956  
74 vs. Clemson, Feb. 16, 1968 in Charlotte  
73 at Tulane, Dec. 10, 1964  
72 vs. Nicholls, Dec. 19, 2011  
72 vs. Clemson, Dec. 4, 1954  
70 vs. Maryland, Feb. 21, 1968  
69 vs. Tulane, Dec. 9, 1966  
69 vs. Maryland, Jan. 13, 1964  
69 vs. South Carolina, Feb. 17, 1961 in Charlotte  
69 vs. LSU, Dec. 5, 1960

#### MOST OFFENSIVE REBOUNDS (since 1986-87)

32 at Pittsburgh, Dec. 20, 1993  
31 vs. Nicholls, Dec. 19, 2011  
30 vs. Mississippi Valley State, Nov. 20, 2011  
28 vs. Boston College, Jan. 4, 2009  
28 vs. LSU, Dec. 19, 1996 in Greensboro  
27 at Duke, March 5, 2016  
~27 vs. Rhode Island, March 30, 2010 in New York City  
^26 vs. Missouri, March 17, 2000 in Birmingham, Ala.  
26 at VMI, Dec. 15, 1996  
26 vs. Georgetown, Dec. 7, 1989 in East Rutherford, N.J.

#### MOST DEFENSIVE REBOUNDS (since 1986-87)

^47 vs. Loyola Marymount, March 19, 1988 in Salt Lake City  
^42 vs. Long Island, March 25, 2011 in Newark, N.J.  
42 vs. Oregon, Nov. 25, 2008 in Lahaina, Maui  
^42 vs. Navy, March 15, 1998 in Hartford, Conn.  
42 at VMI, Dec. 15, 1996  
^41 vs. Ohio, March 23, 2012 in St. Louis  
41 vs. Nicholls, Dec. 19, 2011  
41 vs. Evansville, Dec. 6, 2011  
41 vs. Virginia, Jan. 21, 1999  
41 vs. Texas, Dec. 5, 1992 in Charlotte

#### FEWEST OFFENSIVE REBOUNDS (since 1986-87)

1 vs. Pittsburgh, Feb. 14, 2016  
2 vs. NC State, Jan. 8, 2000  
4 at Texas, Dec. 12, 2015  
4 vs. Duke, March 8, 2002 in Charlotte  
4 at Clemson, Feb. 6, 2000  
4 at Georgia Tech, Jan. 29, 2000  
4 vs. Southern Cal, Nov. 22, 1999 in Lahaina, Maui  
4 at Princeton, Dec. 22, 1996  
4 at NC State, Jan. 24, 1988  
4 vs. SMU, Dec. 12, 1987

#### FEWEST REBOUNDS

10 at Duke, Feb. 24, 1979  
\*11 vs. Duke, March 4, 1966 in Raleigh  
17 vs. NC State, Jan. 30, 1982  
18 at Virginia, Jan. 12, 1985  
\*18 vs. Virginia, March 7, 1982 in Greensboro

#### MOST ASSISTS

41 vs. Manhattan, Dec. 27, 1985 in Miami, Fla. (*ties NCAA record*)  
41 vs. Rice, Dec. 2, 1971  
40 at East Tennessee State, Dec. 20, 1975  
40 vs. Dartmouth, Dec. 5, 1972 in Greensboro  
39 vs. Howard, Nov. 29, 1975  
38 at Georgia Tech, Jan. 14, 1969  
37 vs. VMI, Dec. 17, 1994  
^36 vs. Loyola Marymount, March 19, 1988 in Salt Lake City  
36 vs. Florida State, Feb. 16, 1974 in Greenboro  
35 vs. Citadel, Feb. 18, 1991  
35 vs. Stetson, Dec. 3, 1986  
35 vs. Iona, Nov. 26, 1985  
35 vs. Furman, Feb. 5, 1982 in Charlotte  
35 vs. Houston, Dec. 1, 1973 in Greensboro

#### MOST TURNOVERS

39 at Indiana, Dec. 12, 1964  
^36 vs. Drake, March 22, 1969 in Louisville, Ky.  
34 at NC State, Feb. 15, 1966  
~33 vs. Purdue, March 16, 1974 in New York City  
31 at Tulane, Feb. 14, 1976 (4 OT)  
31 at Yale, Dec. 21, 1974  
31 vs. Maryland, Jan. 30, 1971  
30 vs. NC State, Nov. 26, 1976 in Greensboro  
30 vs. Furman, Feb. 8, 1974 in Charlotte  
30 at Pittsburgh, Dec. 4, 1971

#### FEWEST TURNOVERS

- 2 vs. Duke, Feb. 8, 2018
- ^2 vs. Fairfield, March 13, 1997 in Winston-Salem
- \*3 vs. Virginia, March 7, 1982 in Greensboro
  - 3 at Duke, Feb. 24, 1979
  - 3 at Duke, Feb. 26, 1977
- ^4 vs. Gonzaga, April 3, 2017 in Phoenix (national championship game)
- ^4 vs. Wisconsin, March 26, 2015 in Los Angeles
  - 4 at Pitt, Feb. 14, 2015
  - 5 at Duke, Feb. 9, 2017
  - 5 vs. Northern Iowa, Dec. 21, 2016
  - 5 vs. Florida State, Jan. 24, 2015
  - 5 vs. Wake Forest, Jan. 30, 1994
  - 5 vs. Duke, Feb. 28, 1976

#### MOST BLOCKED SHOTS

- 18 vs. Stanford, Dec. 20, 1985 (*ties ACC record*)
- 15 vs. Northern Kentucky, Dec. 27, 2013
- 15 at Duke, March 8, 2008
- 14 vs. VMI, Dec. 17, 1994
- 14 vs. Virginia, Feb. 19, 1994
- 14 vs. NC State, Jan. 5, 1994
- 13 vs. Nicholls, Dec. 19, 2011
- 13 vs. Maryland, Jan. 9, 1991
- 12 at Wake Forest, Jan. 31, 2012
- 12 vs. Duke, Feb. 10, 2010
- 12 vs. Valparaiso, Dec. 30, 2007
- 12 vs. Hawaii, Dec. 1, 1993
- 12 vs. Cincinnati, Nov. 19, 1993
- 12 vs. Maryland, Jan. 9, 1993
- 12 vs. Santa Clara, Dec. 11, 1982 in Greensboro

#### MOST STEALS

- 23 at Tulane, Feb. 14, 1976
- 21 vs. The Citadel, Nov. 24, 1991
- 21 vs. Clemson, Jan. 5, 1977 in Greensboro
- 20 vs. UNC Asheville, Dec. 28, 2005
- 20 vs. Marshall, Jan. 2, 1994
- 20 vs. Manhattan, Dec. 27, 1985 in Miami
- 20 vs. Dartmouth, Dec. 21, 1983
- 20 vs. Oregon State, Nov. 28, 1971 in Charlotte
- 19 vs. Cleveland State, Dec. 30, 2004
- 19 vs. Coastal Carolina, Dec. 30, 2003
- 19 vs. NC State, Feb. 6, 1993

#### MOST PERSONAL FOULS

- 38 vs. NC State, Jan. 19, 1954
- ^36 vs. Texas A&M, March 9, 1980 in Denton, Texas
  - 34 at Maryland, Feb. 17, 1971
  - 33 at Louisville, Jan. 31, 2015
- \*33 vs. Maryland, March 8, 1958 in Raleigh
- \*32 vs. Pittsburgh, March 14, 2014 in Greensboro
  - 32 at Hawaii, Nov. 28, 1986

#### FEWEST PERSONAL FOULS

- 5 vs. Princeton, Dec. 22, 1996
- 6 vs. UNC Asheville, Dec. 28, 1995
- 6 vs. UNC Asheville, Dec. 31, 1994
- 6 vs. Pittsburgh, Nov. 29, 1994
- \*6 vs. Duke, March 4, 1966 in Raleigh
- 7 vs. Kent State, Jan. 2, 2008
- 7 at Virginia, Feb. 11, 1998
- 7 vs. Stetson, Dec. 3, 1987
- 7 vs. Manhattan, Dec. 27, 1985 in Miami
- 7 vs. NC State, Dec. 28, 1957 in Raleigh

#### MOST OVERTIMES

- 4 at Tulane, Feb. 14, 1976 (W, 113-106) (*ties ACC record*)
- 3 vs. Wake Forest, Dec. 20, 2003 (L, 114-119)
- 3 vs. Tulane, Nov. 30, 1982 (W, 70-68)
- 3 at Duke, March 2, 1968 (L, 86-87)
- ^3 vs. Kansas, March 23, 1957 (W, 54-53) in Kansas City, Mo.
- ^3 vs. Michigan State, March 22, 1957 (W, 74-70) in Kansas City, Mo.



**BRIAN REESE** scored the game-winner against Wake Forest on Feb. 8, 1992, after the Tar Heels overcame a 22-point deficit, largest ever in a UNC victory.

#### LARGEST COMEBACK BY UNC

- 22 vs. Wake Forest, Feb. 8, 1992
- UNC trailed 32-10 with 9:24 in the first half and won 80-78

#### LARGEST SECOND-HALF COMEBACK BY UNC

- 21 vs. Florida State, Jan. 27, 1993
- UNC trailed 65-44 with 11:34 to play and won 82-77

#### LARGEST COMEBACK BY UNC WITH UNDER A MINUTE TO PLAY

- 9 against James Madison, Nov. 24, 1989, in Lahaina, Maui
- UNC trailed 79-70 with 51 seconds to play and won 80-79

#### LARGEST COMEBACK BY OPPONENTS

- 24 by Florida State, Jan. 22, 2004
- UNC led 42-18 with 5:17 to play in the first half; FSU won 91-80 in overtime in Tallahassee, Fla.

#### LARGEST SECOND-HALF COMEBACK BY OPPONENTS

- 22 by Maryland, Jan. 8, 1997
- UNC led 66-44 with 14:00 to play; Maryland won 85-75

\* *ACC Tournament*

^ *NCAA Tournament*

~ *NIT*

45-second clock from 1985-86 through 1992-93

35-second clock from 1993-94 through 2014-15

30-second clock beginning in 2015-16



# CAREER RECORDS



**TYLER HANSBROUGH** is Carolina's and the ACC's all-time leading scorer with 2,872 points.

## POINTS

2,872	Tyler Hansbrough, 2005-09 ( <i>ACC record</i> )
2,290	Phil Ford, 1974-78
2,145	Sam Perkins, 1980-84
2,047	Lennie Rosenbluth, 1954-57
2,015	Al Wood, 1977-81

## SCORING AVERAGE

26.9	Lennie Rosenbluth, 1954-57 (2,047 points in 76 games)
24.8	Billy Cunningham, 1962-65 (1,709 points in 69 games)
22.1	Bobby Lewis, 1964-67 (1,836 points in 83 games)
22.1	Charlie Scott, 1967-70 (2,007 points in 91 games)
21.8	Larry Miller, 1965-68 (1,982 points in 91 games)

## GAMES SCORING IN DOUBLE FIGURES (100 or more)

133	Tyler Hansbrough, 2005-09 ( <i>ACC record</i> )
118	Sam Perkins, 1980-84
112	Phil Ford, 1974-78
106	Walter Davis, 1973-77
104	Al Wood, 1977-81
100	Mike O'Koren, 1976-80

## MOST 1,000-POINT SCORERS ON THE SAME TEAM

**2016-17:** Joel Berry II, Isaiah Hicks, Justin Jackson, Kennedy Meeks  
**2008-09:** Wayne Ellington, Danny Green, Tyler Hansbrough, Ty Lawson  
**2004-05:** Raymond Felton, Sean May, Rashad McCants, Jawad Williams  
**2000-01:** Jason Capel, Joseph Forte, Brendan Haywood, Kris Lang

## FIELD GOALS MADE

939	Tyler Hansbrough, 2005-09
865	Phil Ford, 1974-78
825	Al Wood, 1977-81
805	Charlie Scott, 1967-70
787	Antawn Jamison, 1995-98

## FIELD GOAL PERCENTAGE

(min. 100 made and two seasons played)

.637	Brendan Haywood, 1997-01 (541 of 849) ( <i>ACC record</i> )
.635	Rasheed Wallace, 1993-95 (377 of 594)
.620	Brad Daugherty, 1982-86 (760 of 1,226)
.608	Bobby Jones, 1971-74 (522 of 859)
.607	Julius Peppers, 1999-2001 (119 of 196)

## THREE-POINTERS MADE

299	Marcus Paige, 2012-16
266	Joel Berry II, 2014-18
233	Shammond Williams, 1994-98
229	Wayne Ellington, 2006-09
221	Rashad McCants, 2002-05
221	Donald Williams, 1991-95

## THREE-POINT PERCENTAGE

(min. 100 made)

.435	Hubert Davis, 1988-92 (197 of 453)
.428	Jeff Lebo, 1985-89 (211 of 493)
.419	Reyshawn Terry, 2003-07 (103 of 246)
.415	Rashad McCants, 2002-05 (221 of 533)
.412	Dante Calabria, 1992-96 (193 of 469)

## FREE THROWS MADE

982	Tyler Hansbrough, 2005-09 ( <i>NCAA record</i> )
603	Lennie Rosenbluth, 1954-57
561	Sam Perkins, 1980-84
560	Phil Ford, 1974-78
512	Bobby Lewis, 1964-67

## FREE THROW PERCENTAGE

(min. 100 made)

.848	Shammond Williams, 1994-98 (291 of 343)
.847	Marvin Williams, 2004-05 (138 of 163)
.845	Danny Green, 2005-09 (202 of 239)
.844	Marcus Paige, 2012-16 (347 of 411)
.839	Jeff Lebo, 1985-89 (308 of 367)

## REBOUNDS

1,219	Tyler Hansbrough, 2005-09
1,167	Sam Perkins, 1980-84
1,097	George Lynch, 1989-93
1,062	Billy Cunningham, 1962-65
1,052	Kennedy Meeks, 2013-17

## REBOUNDING AVERAGE

15.4	Billy Cunningham, 1962-65 (1,062 in 69 games)
10.6	Doug Moe, 1958-61 (635 in 60 games)
10.5	Pete Brennan, 1955-58 (854 in 81 games)
10.4	Lennie Rosenbluth, 1954-57 (790 in 76 games)
10.2	Rusty Clark, 1966-69 (929 in 91 games)

## DOUBLE-DOUBLES, POINTS & REBOUNDS

60	Billy Cunningham, 1962-65
51	Antawn Jamison, 1995-98
47	Tyler Hansbrough, 2005-09
47	Sam Perkins, 1980-84
44	Mitch Kupchak, 1972-76



## ASSISTS

1,030	Ed Cota, 1996-2000
768	Kenny Smith, 1983-87
753	Phil Ford, 1974-78
697	Raymond Felton, 2002-05
637	Derrick Phelps, 1990-94

## ASSIST AVERAGE

7.96	Kendall Marshall, 2010-12 (581 in 73 games)
7.46	Ed Cota, 1996-2000 (1,030 in 138 games)
6.9	Raymond Felton, 2002-05 (697 in 101 games)
6.1	Phil Ford, 1974-78 (753 in 123 games)
6.1	Kenny Smith, 1983-87 (768 in 127 games)

## DOUBLE-DOUBLES, POINTS & ASSISTS

15	Phil Ford, 1974-78
13	Ed Cota, 1996-2000
11	Raymond Felton, 2002-05
8	Kendall Marshall, 2010-12
8	Kenny Smith, 1983-87

## GAMES WITH 10 OR MORE ASSISTS

32	Ed Cota, 1996-00
23	Kendall Marshall, 2010-12
18	Raymond Felton, 2002-05
16	Phil Ford, 1974-78
13	Kenny Smith, 1983-87

## ASSIST-TURNOVER RATIO

(min. 400 assists)

3.01	Kendall Marshall, 2010-12 (581 assists, 193 turnovers)
2.78	Ty Lawson, 2006-09 (608 assists, 219 turnovers)
2.24	Theo Pinson, 2014-18 (416 assists, 186 turnovers)
2.21	Jeff Lebo, 1985-89 (580 assists, 263 turnovers)
2.20	Marcus Paige, 2012-16 (602 assists, 274 turnovers)

## BLOCKED SHOTS

304	Brendan Haywood, 1997-2001
279	John Henson, 2009-12
245	Sam Perkins, 1980-84
190	Warren Martin, 1981-86
174	Kevin Salvadori, 1990-94

## BLOCKED SHOTS PER GAME

2.56	John Henson, 2009-12 (279 in 109 games)
2.26	Rasheed Wallace, 1993-95 (156 in 69 games)
2.13	Brendan Haywood, 1997-2001 (304 in 141 games)
2.11	Ed Davis, 2009-11 (129 in 61 games)
1.81	Sam Perkins, 1980-84 (245 in 135 games)

## STEALS

247	Derrick Phelps, 1990-94
241	George Lynch, 1989-93
203	Marcus Paige, 2012-16
197	Rick Fox, 1987-91
195	Kenny Smith, 1983-87

## GAMES PLAYED

152	Deon Thompson, 2006-10 ( <i>ACC record</i> )
151	Nate Britt, 2013-17
151	Isaiah Hicks, 2013-17
148	Brice Johnson, 2012-16
145	Danny Green, 2005-09

## CAROLINA WINS PLAYED IN

123	Danny Green, 2005-09
121	Deon Thompson, 2006-10
120	Tyler Hansbrough, 2005-09
116	Nate Britt, 2013-17
116	Isaiah Hicks, 2013-17



**DEON THOMPSON** played in a school-record 152 games, which is also the most games by any player in ACC history.

## ACC WINS PLAYED IN

(includes regular-season and ACC Tournament games)

59	Luke Maye, 2015-19
59	Nate Britt, 2013-17
59	Isaiah Hicks, 2013-17
58	Brice Johnson, 2012-16
58	Marcus Paige, 2012-16
58	Danny Green, 2005-09
58	Tyler Hansbrough, 2005-09



## SINGLE-SEASON RECORDS

### POINTS

897	Lennie Rosenbluth, 1956-57
882	Tyler Hansbrough, 2007-08
822	Antawn Jamison, 1997-98
740	Bobby Lewis, 1965-66
731	Justin Jackson, 2016-17
731	Charlie Scott, 1969-70

### SCORING AVERAGE

28.0	Lennie Rosenbluth, 1956-57 (897 points in 32 games)
27.4	Bobby Lewis, 1965-66 (740 points in 27 games)
27.1	Charlie Scott, 1969-70 (731 points in 27 games)
26.7	Lennie Rosenbluth, 1955-56 (614 points in 23 games)
26.0	Billy Cunningham, 1963-64 (623 points in 24 games)

### GAMES SCORING IN DOUBLE FIGURES

39	Tyler Hansbrough, 2007-08
37	Justin Jackson, 2016-17
37	Brice Johnson, 2015-16
36	Antawn Jamison, 1997-98
36	Eric Montross, 1992-93

### FIELD GOALS MADE

316	Antawn Jamison, 1997-98
306	Lennie Rosenbluth, 1956-57
290	Charlie Scott, 1968-69
289	Tyler Hansbrough, 2007-08
284	Brad Daugherty, 1985-86

### FIELD GOAL PERCENTAGE

.697	Brendan Haywood, 1999-2000 (191 of 274) ( <i>ACC record</i> )
.668	Bobby Jones, 1971-72 (127 of 190)
.654	Rasheed Wallace, 1994-95 (238 of 364)
.648	Brad Daugherty, 1985-86 (284 of 438)
.648	Brendan Haywood, 1998-99 (160 of 247)

### THREE-POINTERS MADE

105	Justin Jackson, 2016-17
96	Cameron Johnson, 2018-19
95	Shammond Williams, 1996-97
94	Marcus Paige, 2014-15
93	Joel Berry II, 2017-18

### THREE-POINT PERCENTAGE (MIN. 50 MADE)

.496	Dante Calabria, 1994-95 (66 of 133)
.489	Hubert Davis, 1990-91 (64 of 131)
.472	Ty Lawson, 2008-09 (51 of 108)
.464	Jeff Lebo, 1987-88 (78 of 168)
.457	Cameron Johnson, 2018-19 (96 of 210)

### FREE THROWS MADE

304	Tyler Hansbrough, 2007-08 ( <i>ACC record</i> )
285	Lennie Rosenbluth, 1956-57
249	Tyler Hansbrough, 2008-09
242	Tyler Hansbrough, 2006-07
222	Bobby Lewis, 1965-66

### FREE THROW PERCENTAGE

(min. 75 made)

.911	Shammond Williams, 1997-98 (133 of 146)
.893	Joel Berry II, 2014-18 (108 of 121)
.878	Jeff Lebo, 1987-88 (86 of 98)
.877	Marcus Paige, 2013-14 (128 of 146)
.876	Steve Hale, 1984-85 (85 of 97)
.871	Darrell Elston, 1973-74 (81 of 93)



**BRICE JOHNSON** set the single-season school record with 416 rebounds en route to consensus first-team All-America honors in 2016.

### REBOUNDS

416	Brice Johnson, 2015-16
399	Tyler Hansbrough, 2007-08
397	Sean May, 2004-05
389	Antawn Jamison, 1997-98
379	Billy Cunningham, 1963-64

### REBOUNDING AVERAGE

16.1	Billy Cunningham, 1962-63 (339 rebounds in 21 games) ( <i>ACC record</i> )
15.8	Billy Cunningham, 1963-64 (379 rebounds in 24 games)
14.3	Billy Cunningham, 1964-65 (344 rebounds in 24 games)
14.0	Doug Moe, 1960-61 (321 rebounds in 23 games)
11.7	Pete Brennan, 1957-58 (303 rebounds in 26 games)
11.7	Lennie Rosenbluth, 1954-55 (246 rebounds in 21 games)

### GAMES WITH DOUBLE-FIGURE REBOUNDS

23	Brice Johnson, 2015-16
22	Billy Cunningham, 1963-64
21	John Henson, 2011-12
21	John Henson, 2010-11
21	Antawn Jamison, 1997-98
21	Billy Cunningham, 1962-63

#### DOUBLE-DOUBLES, POINTS & REBOUNDS

23	Brice Johnson, 2015-16
22	Billy Cunningham, 1963-64
21	Antawn Jamison, 1997-98
20	Mitch Kupchak, 1974-75
20	Billy Cunningham, 1962-63
20	Doug Moe, 1960-61

#### ASSISTS

351	Kendall Marshall, 2011-12 ( <i>ACC record</i> )
284	Ed Cota, 1999-2000
274	Ed Cota, 1997-98
249	Raymond Felton, 2004-05
238	Ed Cota, 1998-99

#### ASSIST AVERAGE

9.75	Kendall Marshall, 2011-12 (351 assists in 36 games) ( <i>ACC record</i> )
8.11	Ed Cota, 1999-2000 (284 assists in 35 games)
7.44	Ed Cota, 1998-99 (238 assists in 32 games)
7.41	Ed Cota, 1997-98 (274 assists in 37 games)
7.10	Raymond Felton, 2003-04 (213 assists in 30 games)

#### GAMES WITH 10 OR MORE ASSIST

17	Kendall Marshall, 2011-12 ( <i>ACC record</i> )
12	Ed Cota, 1999-2000
9	Phil Ford, 1975-76

#### ASSIST-TURNOVER RATIO

##### (min. 200 assists)

3.485	Ty Lawson, 2008-09 (230 assists, 66 turnovers)
3.475	Kendall Marshall, 2011-12 (351 assists, 101 turnovers)
2.72	King Rice, 1990-91 (207 assists, 76 turnovers)
2.57	Ty Lawson, 2006-07 (213 assists, 83 turnovers)
2.50	Kendall Marshall, 2010-11 (230 assists, 92 turnovers)

#### DOUBLE-DOUBLES, POINTS & ASSISTS

9	Phil Ford, 1975-76
6	Kendall Marshall, 2011-12
5	Raymond Felton, 2004-05
4	Raymond Felton, 2002-03
4	Ed Cota, 1999-2000
4	Jeff McInnis, 1995-96
4	Kenny Smith, 1984-85
4	Phil Ford, 1976-77

#### BLOCKED SHOTS

120	Brendan Haywood, 2000-01
118	John Henson, 2010-11
101	John Henson, 2011-12
93	Rasheed Wallace, 1994-95
91	Brendan Haywood, 1999-00

#### BLOCKED SHOTS PER GAME

3.64	Brendan Haywood, 2000-01 (120 blocks in 33 games)
3.19	John Henson, 2010-11 (118 blocks in 37 games)
2.89	John Henson, 2011-12 (101 blocks in 35 games)
2.79	Warren Martin, 1985-86 (81 blocks in 29 games)
2.78	Ed Davis, 2009-10 (64 blocks in 23 games)

#### STEALS

97	Dudley Bradley, 1978-79
89	George Lynch, 1992-93
82	Derrick Phelps, 1992-93
78	Derrick Phelps, 1991-92
78	Michael Jordan, 1982-83
78	Walter Davis, 1976-77



**TY LAWSON** holds the UNC record for highest assist-turnover ratio in a season. In 2009, Lawson had 230 assists and only 66 turnovers, was the ACC Player of the Year and Bob Cousy Award winner.

#### GAMES PLAYED

40	Nate Britt, Justin Jackson, Kennedy Meeks, Seventh Woods, 2016-17
40	Joel Berry II, Isaiah Hicks, Justin Jackson, Brice Johnson, Theo Pinson, 2015-16
39	Isaiah Hicks, 2016-17
39	Nate Britt, 2015-16
39	Tyler Hansbrough, Wayne Ellington, Danny Green, Deon Thompson, Marcus Ginyard, 2007-08

#### CAROLINA WINS PLAYED IN

36	Tyler Hansbrough, Wayne Ellington, Danny Green, Deon Thompson, Marcus Ginyard, 2007-08
34	Quentin Thomas, Alex Stepheson, 2007-08
34	Ed Davis, Larry Drew II, Wayne Ellington, Bobby Frasor, Danny Green and Deon Thompson, 2008-09
34	Vince Carter, Brendan Haywood, Makhtar Ndiaye, Ademola Okulaja and Shammond Williams, 1997-98
34	George Lynch, Eric Montross, Henrik Rodl, Kevin Salvadori and Pat Sullivan, 1992-93





# SINGLE-GAME RECORDS

## POINTS

49	Bobby Lewis vs. Florida State, Dec. 16, 1965
48	Billy Cunningham vs. Tulane, Dec. 10, 1964
47	Lennie Rosenbluth vs. Furman, Dec. 3, 1956
*45	Lennie Rosenbluth vs. Clemson, March 7, 1957, in Raleigh
45	Lennie Rosenbluth vs. William & Mary, Feb. 7, 1956
45	Lennie Rosenbluth at Clemson, Jan. 14, 1956
45	George Glamack vs. Clemson, Feb. 10, 1941

## FIELD GOALS MADE

21	Billy Cunningham vs. Tulane, Dec. 10, 1964
20	Lennie Rosenbluth vs. Furman, Dec. 4, 1956
19	Charlie Scott vs. Wake Forest, Jan. 17, 1970
*19	Lennie Rosenbluth vs. Clemson, March 7, 1957 in Raleigh
19	Lennie Rosenbluth vs. William and Mary, Feb. 7, 1956
18	Bobby Lewis vs. Florida State, Dec. 16, 1965
*17	Charlie Scott vs. Duke, March 8, 1969 in Charlotte
17	Bobby Lewis vs. Wake Forest, Feb. 3, 1966
17	Bobby Lewis vs. Richmond, Dec. 8, 1965

## FIELD GOAL PERCENTAGE

1.000	Brad Daugherty vs. UCLA, Nov. 24, 1985 (13 of 13) (ACC record, ties NCAA record)
1.000	Scott Williams vs. Virginia, Jan. 13, 1990 (12 of 12) (record for ACC game)
1.000	Jeff McInnis vs. Cincinnati, Dec. 3, 1994 in Charlotte (10 of 10)
1.000	Rasheed Wallace vs. Colorado State, Dec. 9, 1993 (9 of 9)
1.000	Joe Wolf at NC State, Feb. 5, 1987 (9 of 9)

## THREE-POINTERS MADE

8	Rashad McCants vs. Clemson, March 2, 2004
8	Raymond Felton at NC State, Jan. 26, 2003
8	Shammond Williams at Georgia Tech, Feb. 8, 1998
8	Jeff McInnis at Clemson, Feb. 14, 1996
8	Dante Calabria vs. Florida State, Jan. 25, 1995
8	Hubert Davis at Florida State, Feb. 27, 1992

## THREE-POINTERS ATTEMPTED

14	Rashad McCants at Florida State, Jan. 22, 2004
14	Shammond Williams vs. Maryland, Jan. 8, 1997
14	Rick Fox vs. NC State, Feb. 6, 1991
14	Jeff Lebo vs. Iowa, Jan. 7, 1989
14	Jeff Lebo vs. Temple, Feb. 21, 1988
14	Kenny Smith vs. SMU, Dec. 30, 1986

## HIGHEST THREE-POINT PCT. — GAME (min. 5 made)

*1.000	Jason Capel vs. Clemson, March 9, 2001 (6 of 6), in Atlanta
1.000	Joel Berry II vs. Duke, March 4, 2017 (5 of 5)
1.000	Marcus Paige at NC State, Jan. 14, 2015 (5 of 5)
^1.000	Hubert Davis vs. Eastern Michigan, March 22, 1991, in East Rutherford, N.J. (5 of 5)
1.000	Hubert Davis at Alabama, Nov. 30, 1989 (5 of 5)

## FREE THROWS MADE

21	York Larese vs. Duke, Dec. 29, 1959, in Raleigh (ties ACC record)
20	Tyler Zeller vs. Maryland, Feb. 29, 2012
19	Larry Miller vs. Oregon State, Dec. 30, 1967 in Portland, Ore.
19	Dennis Wuycik vs. Creighton, Dec. 12, 1970 in Charlotte
18	Pete Brennan at NC State, Feb. 18, 1958

## FREE THROWS ATTEMPTED

24	Billy Cunningham vs. Maryland, Jan. 13, 1964
24	Lennie Rosenbluth at Clemson, Jan. 14, 1956
23	Tyler Zeller vs. Maryland, Feb. 29, 2012
22	Dennis Wuycik vs. Creighton, Dec. 12, 1970 in Charlotte
22	Larry Miller vs. Oregon State, Dec. 30, 1967 in Raleigh

## FREE THROW PERCENTAGE — (min. 15 made)

1.000	York Larese vs. Duke, Dec. 29, 1959 (21 of 21), in Raleigh (ACC record, ties NCAA record)
1.000	Phil Ford at NC State, Feb. 24, 1976 (16 of 16)
.944	Garrison Brooks vs. Georgia Tech, Jan. 4, 2020 (17 of 18)
.938	Tyler Hansbrough at Miami, Jan. 23, 2008 (15 of 16)
.933	Tyler Hansbrough vs. Georgia Tech, Jan. 20, 2007 (14 of 15)

## HIGHEST FREE THROW PERCENTAGE — (min. 10 attempts)

1.000	— York Larese vs. Duke, Dec. 29, 1959 (21 of 21) in Raleigh (ACC record)
1.000	— Phil Ford at NC State, Feb. 24, 1976 (16 of 16)
1.000	— Cole Anthony vs. Boston College, Feb. 1, 2020 (14 of 14)
1.000	— Tyler Hansbrough vs. NC State, Jan. 7, 2006 (14 of 14)
1.000	— Tyler Hansbrough vs. Michigan State, Dec. 3, 2008 in Detroit (13 of 13)
1.000	— Bobby Lewis vs. South Carolina, Feb. 19, 1966 in Charlotte (13 of 13)
1.000	— Dennis Wuycik vs. NC State, March. 3, 1971 (13 of 13)

## REBOUNDS

30	Rusty Clark vs. Maryland, Feb. 21, 1968
28	Billy Cunningham vs. Maryland, Jan. 13, 1964
27	Billy Cunningham vs. Clemson, Feb. 16, 1963
25	Billy Cunningham vs. Tulane, Dec. 10, 1964
25	Billy Cunningham vs. South Carolina, Feb. 15, 1964
25	Billy Cunningham vs. Virginia Tech, Jan. 18, 1964
25	Lennie Rosenbluth vs. Virginia, Jan. 11, 1955
25	Lennie Rosenbluth vs. South Carolina, Dec. 9, 1954

## ASSISTS

18	Raymond Felton vs. George Mason, Dec. 7, 2003
17	Ed Cota vs. UNLV, Dec. 4, 1999, in Charlotte
17	Jeff Lebo vs. UT Chattanooga, Nov. 18, 1988
16	Kendall Marshall at Maryland, Feb. 4, 2012
16	Kendall Marshall vs. Long Beach State, Dec. 10, 2011
16	Kendall Marshall vs. Florida State, Feb. 6, 2011

## BLOCKED SHOTS

10	Brendan Haywood vs. Miami (Fla.), Dec. 4, 2000
9	John Henson vs. Michigan State, Nov. 11, 2011, in San Diego, Calif. (on USS Carl Vinson)
9	Warren Martin vs. Stanford, Dec. 20, 1985
^8	Brice Johnson vs. Florida Gulf Coast, March 17, 2016 in Raleigh
8	Brendan Haywood vs. Tulsa, Nov. 11, 2000

## STEALS

9	Derrick Phelps at Georgia Tech, Feb. 2, 1992
^8	Ty Lawson vs. Michigan State, April 6, 2009, in Detroit
8	Tyler Hansbrough vs. UNC Asheville, Dec. 28, 2005
8	Derrick Phelps vs. Central Florida, Dec. 7, 1991
8	Dudley Bradley vs. Oregon State, Nov. 30, 1977

\* ACC Tournament

^ NCAA Tournament

~ NIT



# UNC RECORDS PROGRESSIONS

## MOST POINTS SCORED IN A GAME

8	% Bill Tillett vs. Davidson, Feb. 8, 1911
18	Marvin Ritch vs. Charlotte YMCA, Feb. 15, 1911
23	Meb Long at Charlotte YMCA, Dec. 29, 1913
29	Meb Long at Guilford, Feb. 24, 1916
33	George Glamack vs. Lehigh, Jan. 2, 1941
45	George Glamack vs. Clemson, Feb. 10, 1941
45	Lennie Rosenbluth at Clemson, Jan. 14, 1956
45	Lennie Rosenbluth at Clemson, Jan. 14, 1956
45	Lennie Rosenbluth vs. William & Mary, Feb. 7, 1956
*45	Lennie Rosenbluth vs. Clemson, March 7, 1957, in Raleigh
47	Lennie Rosenbluth vs. Furman, Dec. 3, 1956
48	Billy Cunningham vs. Tulane, Dec. 10, 1964
49	Bobby Lewis vs. Florida State, Dec. 16, 1965

% – Feb. 8, 1911, vs. Davidson was the fourth game UNC played; no stats were recorded in the first three games

## MOST POINTS SCORED IN A SEASON

76	** Marvin Ritch, 1910-11
111	Meb Long, 1912-13
216	Meb Long, 1913-14
249	Meb Long, 1915-16
286	Cartwright Carmichael, 1920-21
353	Jack Cobb, 1923-24
458	George Glamack, 1939-40
578	George Glamack, 1940-41
614	Lennie Rosenbluth, 1955-56
897	Lennie Rosenbluth, 1956-57 (see note below)

## MOST POINTS SCORED IN A CAREER

76	** Marvin Ritch, 1910-11
128	Junius Smith, 1910-12
753	Meb Long, 1912-16
1024	Cartwright Carmichael, 1920-23
1324	Al Lifson, 1952-55
2047	Lennie Rosenbluth, 1954-57 (see note below)
2290	Phil Ford, 1974-78
2872	Tyler Hansbrough, 2005-09

\*\* Ritch played in all 11 games in the first season (1910-11) but stats were only recorded in the final eight games

## MOST THREE-POINT FIELD GOALS MADE IN A SEASON

43	Jim Braddock, 1982-83
87	Kenny Smith, 1986-87
87	Donald Williams, 1994-95
95	Shammond Williams, 1996-97
105	Justin Jackson, 2016-17

## MOST THREE-POINT FIELD GOALS MADE IN A CAREER

43	# Jim Braddock, 1979-83
87	# Kenny Smith, 1983-87
211	### Jeff Lebo, 1985-89
221	Donald Williams, 1991-95
233	Shammond Williams, 1994-98
299	Marcus Paige, 2012-16

# Braddock played one season with three-point shot (1982-83)  
 # Smith played one season with three-point shot (1987)  
 ### Lebo played three seasons with three-point shot (1987-89)

## MOST FREE THROWS MADE IN A SEASON

22	Marvin Ritch, 1910-11
22	Junius Smith, 1911-12
43	Meb Long, 1912-13
70	Meb Long, 1913-14
78	Billy Carmichael, 1919-20
120	Cart Carmichael, 1920-21
139	Cart Carmichael, 1921-22
158	Lennie Rosenbluth, 1954-55
160	Lennie Rosenbluth, 1955-56
285	Lennie Rosenbluth, 1956-57
304	Tyler Hansbrough, 2007-08

## MOST FREE THROWS MADE IN A CAREER

22	** Marvin Ritch, 1910-11
22	Junius Smith, 1911-12
241	Meb Long, 1912-16
444	Cartwright Carmichael, 1920-24
603	Lennie Rosenbluth, 1954-57
982	Tyler Hansbrough, 2005-09

## MOST REBOUNDS IN A SEASON

228	Paul Likins, 1953-54
246	Lennie Rosenbluth, 1954-55
264	Lennie Rosenbluth, 1955-56
332	Pete Brennan, 1956-57
339	Billy Cunningham, 1962-63
379	Billy Cunningham, 1963-64
389	Antawn Jamison, 1997-98
397	Sean May, 2004-05
399	Tyler Hansbrough, 2007-08
416	Brice Johnson, 2015-16

## MOST REBOUNDS IN A CAREER

790	Lennie Rosenbluth, 1954-57
854	Pete Brennan, 1955-58
1062	Billy Cunningham, 1962-65
1167	Sam Perkins, 1980-84
1219	Tyler Hansbrough, 2005-09


## MOST ASSISTS IN A SEASON

108	Charlie Scott, 1968-69
151	Steve Previs, 1971-72
192	George Karl, 1972-73
203	Phil Ford, 1975-76
217	Phil Ford, 1976-77
235	Kenny Smith, 1984-85
274	Ed Cota, 1997-98
284	Ed Cota, 1999-2000
351	Kendall Marshall, 2011-12

## MOST ASSISTS IN A CAREER

310	Charlie Scott, 1967-70
394	George Karl, 1970-73
753	Phil Ford, 1974-78
768	Kenny Smith, 1983-87
1030	Ed Cota, 1996-2000

Recent research indicates Lennie Rosenbluth's single-season scoring total in 1956-57 should correctly be 897 points, two more than he had previously been credited. His career total should also be 2,047 points. The discrepancy is a result of the 1957 national semifinal win over Michigan State. The NCAA's official box score and prominent newspapers such as the Daily Tar Heel, Lansing State Journal, Kansas City Times, Raleigh News and Dallas Morning News reported he scored 31 points. However, a second stat sheet typed after the game gave him 29 points and awarded the other two points to Bob Cunningham. UNC Athletics published an end-of-year review that included the box which showed him with 31 points, but the final stat sheet in that same publication listed him with only 895 points, which was two shy of what he should have been listed with. The NCAA and ACC have approved this statistical change.



Lennie Rosenbluth, Al Lifson and Jerry Vayda. Lifson and Rosenbluth are two of the last four Tar Heels to hold UNC's career scoring record.



Phil Ford (right) congratulates Tyler Hansbrough after Hansbrough broke Ford's UNC scoring record. Ford held the mark from 1978-2009.



# SCORING

## MOST POINTS — GAME (40 or more)

49	Bobby Lewis vs. Florida State, Dec. 16, 1965
48	Billy Cunningham vs. Tulane, Dec. 10, 1964
47	Lennie Rosenbluth vs. Furman, Dec. 4, 1956
*45	Lennie Rosenbluth vs. Clemson, March 7, 1957, in Raleigh
45	Lennie Rosenbluth vs. William & Mary, Feb. 7, 1956
45	Lennie Rosenbluth at Clemson, Jan. 14, 1956
45	George Glamack vs. Clemson, Feb. 10, 1941
43	Charlie Scott vs. Wake Forest, Jan. 17, 1970
43	Bobby Lewis vs. Richmond, Dec. 8, 1965
42	Shammond Williams at Georgia Tech, Feb. 8, 1998
41	Kenny Smith at Clemson, Jan. 28, 1987
*41	Charlie Scott vs. Virginia, March 5, 1970, in Charlotte
*40	Harrison Barnes vs. Clemson, March 12, 2011 in Greensboro
40	Tyler Hansbrough vs. Georgia Tech, Feb. 15, 2006
*40	Charlie Scott vs. Duke, March 8, 1969, in Charlotte
40	Billy Cunningham vs. Maryland, Jan. 13, 1964
40	Lennie Rosenbluth at Duke, March 1, 1957

## MOST POINTS — REGULAR-SEASON ACC GAME

45	Lennie Rosenbluth at Clemson, Jan. 14, 1956
----	---------------------------------------------

## MOST POINTS — ACC TOURNAMENT GAME

*45	Lennie Rosenbluth vs. Clemson, QF March 7, 1957, in Raleigh (ACC record)
-----	-----------------------------------------------------------------------------

## MOST POINTS — ACC CHAMPIONSHIP GAME

*40	Charlie Scott vs. Duke, March 8, 1969, in Charlotte (ACC record)
-----	------------------------------------------------------------------

## MOST POINTS — ACC TOURNAMENT CAREER

196	Lennie Rosenbluth, 1954-57 (6 games)
-----	--------------------------------------

## MOST POINTS — NCAA TOURNAMENT GAME

^39	Al Wood vs. Virginia, March 28, 1981, NCAA semifinal in Philadelphia
^39	Lennie Rosenbluth vs. Canisius, March 15, 1957, East Regional semifinal in Philadelphia

## MOST POINTS — NCAA CHAMPIONSHIP GAME

^28	James Worthy vs. Georgetown, March 29, 1982, in New Orleans
-----	-------------------------------------------------------------

## MOST POINTS — NCAA TOURNAMENT CAREER

325	Tyler Hansbrough, 2005-09 (17 games)
-----	--------------------------------------

## MOST POINTS — SMITH CENTER GAME

40	Tyler Hansbrough vs. Georgia Tech, Feb. 15, 2006
----	--------------------------------------------------

## MOST POINTS — FIRST GAME AS A TAR HEEL

34	Cole Anthony vs. Notre Dame, Nov. 6, 2019 (freshman)
30	Lennie Rosenbluth vs. Clemson, Dec. 4, 1954 (sophomore)
28	Rashad McCants vs. Penn State, Nov. 18, 2002 (freshman)
26	Donald Washington vs. St. Thomas, Nov. 25, 1972 (sophomore)
24	Joseph Forte vs. USC, Nov. 22, 2000 (freshman)



**COBY WHITE** became the first UNC freshman to score 30 points three times – 34 vs. Syracuse and 33 vs. Texas and Miami in 2018-19.

## MOST POINTS — CONSECUTIVE GAMES

85	Lennie Rosenbluth, 1956-57 (40 at Duke, 45* vs. Clemson in Raleigh)
82	Bobby Lewis, 1965-66 (33 at Vanderbilt, 49 vs. Florida State)
79	Lennie Rosenbluth, 1955-56 (45 vs. William and Mary, 34 at Virginia)
78	Charlie Scott, 1969-70 (35 at Clemson, 43 vs. Wake Forest)
76	Bobby Lewis, 1965-66 (43 vs. Richmond, 33 at Vanderbilt)
76	Lennie Rosenbluth, 1954-55 (37 vs. South Carolina, 33 at William and Mary)

## MOST POINTS — THREE CONSECUTIVE GAMES

125	Bobby Lewis, 1965-66 (43 vs. Richmond, 33 at Vanderbilt, 49 vs. Florida State)
115	Lennie Rosenbluth, 1956-57 (30 at Wake Forest, 40* vs. Duke in Raleigh, 45* vs. Clemson in Raleigh)
112	Lennie Rosenbluth, 1955-56 (45 vs. William and Mary, 34 at Virginia, 33 vs. Wake Forest)
109	Bobby Lewis, 1965-66 (34 vs. William and Mary, 32 at Ohio State, 43 vs. Richmond)
108	Bobby Lewis, 1965-66 (32 at Ohio State, 43 vs. Richmond, 33 at Vanderbilt)
108	Lennie Rosenbluth, 1956-57 (40 at Duke, 45* vs. Clemson in Raleigh, 23* vs. Wake Forest in Raleigh)
108	Lennie Rosenbluth, 1955-56 and 1956-57 (35* vs. Virginia in Raleigh, 26* vs. Wake Forest in Raleigh, 47 vs. Furman)



**MOST 40-POINT GAMES — CAREER**

- 5 Lennie Rosenbluth (47, 45, 45, 45, 40)
- 3 Charlie Scott (43, 41, 40)
- 2 Bobby Lewis (49, 43)
- 2 Billy Cunningham (48, 40)
- 1 Harrison Barnes (40), Tyler Hansbrough (40), Shammond Williams (42), Kenny Smith (41), George Glamack (45)

**MOST CONSECUTIVE 40-POINT GAMES**

- 2 Lennie Rosenbluth (40 at Duke, \*45 vs. Clemson in Raleigh)

**MOST CONSECUTIVE 35-POINT GAMES**

- 2 Charlie Scott, 1969-70 (35 at Clemson, 43 vs. Wake Forest)
- 2 Billy Cunningham, 1964-65 (36 vs. Clemson in Charlotte, 38 vs. Virginia)
- 2 Lennie Rosenbluth, 1956-57 (40 vs. Duke, 45\* vs. Clemson, in Raleigh)
- 2 Lennie Rosenbluth, 1954-55 (37 vs. South Carolina, 39 at William & Mary)

**MOST 30-POINT GAMES — CAREER**

- 28 Lennie Rosenbluth, 1954-57
- 19 Billy Cunningham, 1962-65
- 17 Bobby Lewis, 1964-67
- 16 Charlie Scott, 1967-70
- 11 Larry Miller, 1966-69

**MOST CONSECUTIVE 30-POINT GAMES**

- 5 Bobby Lewis, 1965-66 (34 vs. William and Mary, 30 at Ohio State, 43 vs. Richmond, 33 at Vanderbilt, 49 vs. Florida State)
- 4 Charlie Scott, 1969-70 (30 vs. Virginia, 31 at Wake Forest, 33 vs. NC State, 32 vs. Clemson in Charlotte)
- 3 Phil Ford, 1977-78 (30 vs. Virginia, 34 vs. Duke, 30 vs. Wake Forest in Greensboro)
- 3 Lennie Rosenbluth, 1956-57 (30 at Wake Forest, 40 at Duke, 45\* vs. Clemson in Raleigh)
- 3 Lennie Rosenbluth, 1955-56 (45 vs. William & Mary, 34 at Virginia, 33 vs. Wake Forest)
- 3 Lennie Rosenbluth, 1954-55 (30 vs. Clemson, 37 vs. South Carolina, 39 at William & Mary)
- 2 Antawn Jamison, 1997-98 (35 vs. Duke, 31 at Georgia Tech)
- 2 Hubert Davis, 1991-92 (30 vs. NC State, 34 at Florida State)
- 2 Brad Daugherty, 1985-86 (33 at Fordham, 31 at Wake Forest)
- 2 Dennis Wuycik, 1970-71 (39 vs. Creighton in Charlotte, 30 vs. Virginia)
- 2 Charlie Scott, 1969-70 (35 at Clemson, 43 vs. Wake Forest)
- 2 Charlie Scott, 1969-70 (36 at Tulane, 32 at Rice)
- 2 Larry Miller, 1966-67 (31\* vs. Wake Forest in Greensboro, 32\* vs. Duke in Greensboro)
- 2 Larry Miller, 1965-66 (33 at Ohio State, 32 vs. Richmond)
- 2 Bobby Lewis, 1965-66 (33 vs. South Carolina in Charlotte, 35 vs. Virginia)
- 2 Bobby Lewis, 1965-66 (32 vs. Princeton in Greensboro, 33 vs. Utah in Raleigh)
- 2 Billy Cunningham, 1964-65 (36 vs. Clemson in Charlotte, 38 vs. Virginia)
- 2 Billy Cunningham, 1964-65 (33 at Virginia, 30 vs. Maryland)
- 2 York Larese in 1960-61 (36 at South Carolina, 30 at Wake Forest)
- 2 Lennie Rosenbluth, 1956-57 (34 vs. Clemson, 30 vs. Virginia)
- 2 Lennie Rosenbluth, 1956-57 (36 vs. Utah in Raleigh, 32 vs. Duke in Raleigh)

**TWO TAR HEELS SCORING 30 POINTS IN SAME GAME**

- Jan. 4, 2016 at Florida State (Brice Johnson 39, Marcus Paige 30)
- Feb. 8, 1998 at Georgia Tech (Shammond Williams 42, Antawn Jamison 31)
- Dec. 8, 1965 vs. Richmond (Bobby Lewis 43, Larry Miller 32)
- Dec. 6, 1965 at Ohio State (Larry Miller 33, Bobby Lewis 30)
- Feb. 9, 1965 vs. Wake Forest (Billy Cunningham 35, Bobby Lewis 35)
- Jan. 16, 1965 at Virginia (Bobby Lewis 35, Billy Cunningham 33)
- Dec. 14, 1964 vs. Vanderbilt (Bobby Lewis 31, Billy Cunningham 30) in Greensboro
- Jan. 11, 1955 vs. Virginia (Lennie Rosenbluth 32, Tony Radovich 30)

**MOST CONSECUTIVE 25-POINT GAMES**

- 12 Charlie Scott, 1969-70 (29 vs. Duke, 35 at Clemson, 43 vs. Wake Forest, 28 at Maryland, 30 vs. Virginia, 31 at Wake Forest, 33 vs. NC State, 32 vs. Clemson in Charlotte, 26 vs. Georgia Tech in Charlotte, 26 vs. Maryland, 26 vs. South Carolina, 28 vs. Virginia Tech)
- 10 Lennie Rosenbluth, 1955-56 and 1956-57 (45 vs. William & Mary, 34 at Virginia, 33 vs. Wake Forest, 26 at NC State, 31 vs. Duke, 35\* vs. Virginia in Raleigh, 26\* vs. Wake Forest in Raleigh; 47 vs. Furman, 26 vs. Clemson in Charlotte, 27 vs. George Washington in Norfolk, Va.)
- 7 Bobby Lewis, 1964-65 and 1965-66 (27\* vs. Wake Forest in Raleigh; 28 at Clemson, 34 vs. William & Mary, 30 at Ohio State, 43 vs. Richmond, 33 at Vanderbilt, 49 vs. Florida State)
- 6 Billy Cunningham, 1963-64 (25 vs. South Carolina, 29 at Clemson, 29 vs. Indiana in Charlotte, 32 at Kentucky, 25 at LSU, 26 at Tulane)
- 5 Bobby Lewis, 1964-65 (28 vs. NC State, 35 at Virginia, 25 vs. Maryland, 25 vs. NYU in Greensboro, 35 vs. Wake Forest)
- 5 Billy Cunningham, 1963-64 (40 vs. Wake Forest, 27 vs. NC State, 30 vs. Virginia Tech, 26 vs. Virginia, 33 vs. Wake Forest)

**MOST 20-POINT GAMES — SEASON**

- 28 Lennie Rosenbluth, 1956-57
- 27 Tyler Hansbrough, 2007-08
- 26 Antawn Jamison, 1997-98
- 23 Bobby Lewis, 1965-66
- 22 Charlie Scott, 1969-70
- 22 Larry Miller, 1967-68

**MOST 20-POINT GAMES — CAREER**


- 79 Tyler Hansbrough, 2005-09 (*ACC record*)
- 63 Lennie Rosenbluth, 1954-57
- 60 Larry Miller, 1965-68
- 58 Phil Ford, 1974-78
- 50 Charlie Scott, 1967-70
- 50 Billy Cunningham, 1962-65

**MOST CONSECUTIVE 20-POINT GAMES**

- 20 Lennie Rosenbluth in 1956-57
- 13 Charlie Scott in 1969-70
- 13 Lennie Rosenbluth in 1955-56
- 12 Bobby Lewis in 1965-66
- 10 Larry Miller in 1966-67

**THREE TAR HEELS SCORING 20 POINTS IN SAME GAME**

- Jan. 14, 2017 vs. Florida State (Joel Berry II 26, Isaiah Hicks 22, Justin Jackson 22)
- ^March 18, 2011 vs. LIU (Tyler Zeller 32, John Henson 28, Harrison Barnes 24) in Charlotte
- Feb. 3, 2009 vs. Maryland (Wayne Ellington 34, Tyler Hansbrough 24, Ty Lawson 21)
- \*March 12, 2004 vs. Georgia Tech (Sean May 27, Rashad McCants 25, Raymond Felton 20) in Greensboro
- Dec. 7, 2003 vs. George Mason (Sean May 26, Rashad McCants 21, Jawad Williams 21)
- Feb. 17, 2002 vs. Florida State (Adam Boone 28, Kris Lang 21, Jason Capel 20)
- Jan. 8, 1998 vs. Georgia Tech (Vince Carter 22, Antawn Jamison 20, Shammond Williams 20)
- Jan. 25, 1995 vs. Florida State (Dante Calabria 26, Jeff McInnis 20, Jerry Stackhouse 20)
- Feb. 2, 1995 at Duke (2 OT) (Jerry Stackhouse 25, Rasheed Wallace 25, Donald Williams 24)
- Dec. 29, 1994 at Old Dominion (Jerry Stackhouse 29, Rasheed Wallace 24, Jeff McInnis 22)
- Dec. 17, 1991 at Jacksonville (George Lynch 24, Eric Montross 21, Hubert Davis 20)
- Jan. 28, 1987 at Clemson (Kenny Smith 41, J.R. Reid 22, Jeff Lebo 20)
- Jan. 18, 1987 vs. NC State (J.R. Reid 31, Kenny Smith 22, Joe Wolf 20)
- Feb. 27, 1983 vs. Clemson (Jim Braddock 21, Michael Jordan 21, Sam Perkins 21)
- Feb. 16, 1983 at Maryland (Michael Jordan 25, Matt Doherty 21, Sam Perkins 20)
- Jan. 17, 1976 at Duke (Phil Ford 22, Walter Davis 21, Mitch Kupchak 20)



**Helms National  
College Player  
Of The Year  
1957**

**LENNIE ROSENBLUTH** led Carolina to a perfect season in 1957. The Bronx native scored more points in three seasons (2,047) than any Tar Heel in history.

Feb. 14, 1976 at Tulane (4 OT)  
(Mitch Kupchak 35, Walter Davis 26, Phil Ford 22)  
Dec. 4, 1971 at Pittsburgh  
(Robert McAdoo 27, Dennis Wuycik 21, George Karl 20)  
Jan. 18, 1969 at Wake Forest  
(Charlie Scott 26, Lee Dedmon 22, Bill Bunting 20)  
Feb. 1, 1969 vs. Maryland  
(Bill Bunting 30, Charlie Scott 21, Rusty Clark 20)  
Dec. 30, 1968 vs. Princeton  
(Rusty Clark 24, Charlie Scott 22, Bill Bunting 21) in New York City  
Dec. 16, 1968 vs. Clemson  
(Bill Bunting 21, Dick Grubar 20, Charlie Scott 20)  
Jan. 3, 1968 vs. Wake Forest  
(Rusty Clark 23, Charlie Scott 22, Larry Miller 20)  
Dec. 29, 1967 vs. Utah  
(Larry Miller 24, Charlie Scott 24, Rusty Clark 21) in Portland, Ore.  
Dec. 30, 1966 vs. Ohio State  
(Rusty Clark 24, Bobby Lewis 23, Larry Miller 23) in Charlotte  
Feb. 6, 1965 vs. NYU  
(Bobby Lewis 25, Billy Cunningham 24, Ian Morrison 20) in Charlotte  
Dec. 2, 1963 vs. South Carolina  
(Billy Cunningham 25, Ray Respass 22, Mike Cooke 20)  
Jan. 18, 1961 at NC State  
(York Larese 27, Doug Moe 27, Jim Hudock 20)  
Feb. 1, 1958 at South Carolina  
(Tom Kearns 27, Lee Shaffer 23, Pete Brennan 22)  
Jan. 18, 1958 at Clemson  
(Pete Brennan 26, Lee Shaffer 22, Tom Kearns 21)  
Dec. 10, 1957 at George Washington  
(Tom Kearns 22, Pete Brennan 20, Lee Shaffer 20)  
Dec. 28, 1956 vs. Duke  
(Lennie Rosenbluth 32, Tom Kearns 21, Pete Brennan 20) in Raleigh

#### **FIVE PLAYERS WITH 15 OR MORE POINTS**

Dec. 20, 2003 vs. Wake Forest (Rashad McCants 25, Raymond Felton 22, Jawad Williams 17, Melvin Scott 16, Sean May 15)  
Dec. 22, 1994 at Hawai'i (Jerry Stackhouse 21, Donald Williams 17, Dante Calabria 15, Jeff McInnis 15, Rasheed Wallace 15)  
Feb. 12, 1972 vs. Georgia Tech (Dennis Wuycik 24, George Karl 19, Bobby Jones 17, Bill Chamberlain 16, Robert McAdoo 16) in Charlotte

#### **SCORED 50 PERCENT OR MORE OF CAROLINA'S POINTS**

\*55.6% Lennie Rosenbluth vs. Clemson, March. 7, 1957 (45 of 81 points) in Raleigh  
54.2 Michael Jordan vs. Georgia Tech, Jan. 29, 1983 (39 of 72 points) in Greensboro  
\*52.5 Al Wood vs. Duke, Feb. 29, 1980 (32 of 61 points) in Greensboro  
51.3 Lennie Rosenbluth at William & Mary, Dec. 11, 1954 (39 of 76 points)  
\*51.0 Billy Cunningham vs. Duke, March. 6, 1964 (25 of 49 points) in Raleigh  
50.8 Lennie Rosenbluth at Maryland, Feb. 12, 1955 (31 of 61 points)  
50.0 Lennie Rosenbluth vs. Furman, Dec. 4, 1956 47 of 94 points)  
50.0 York Larese vs. Maryland, Feb. 4, 1959 (32 of 64 points)  
^50.0 Al Wood vs. Virginia, March 28, 1981 (39 of 78 points) in Philadelphia

#### **MOST POINTS — SEASON (by class)**

**Senior** 897 by Lennie Rosenbluth, 1956-57  
**Junior** 882 by Tyler Hansbrough, 2007-08  
**Sophomore** 721 by Michael Jordan, 1982-83  
**Freshman** 600 by Joseph Forte, 1999-00

#### **MOST POINTS — SEASON (600 or more)**

897 Lennie Rosenbluth, 1956-57  
882 Tyler Hansbrough, 2007-08  
822 Antawn Jamison, 1997-98  
740 Bobby Lewis, 1965-66  
731 Justin Jackson, 2016-17  
731 Charlie Scott, 1969-70  
721 Michael Jordan, 1982-83  
717 Larry Miller, 1967-68  
714 Charles Scott, 1968-69  
707 Hubert Davis, 1991-92  
704 Tyler Hansbrough, 2008-09  
700 Larry Miller, 1966-67  
699 Tyler Hansbrough, 2006-07  
690 Joseph Forte, 2000-01  
687 Brad Daugherty, 1985-86  
678 Brice Johnson, 2015-16  
669 Al Wood, 1980-81  
668 Antawn Jamison, 1996-97  
652 Jerry Stackhouse, 1994-95  
648 Harrison Barnes, 2011-12  
647 Wayne Ellington, 2007-08  
647 Sean May, 2004-05  
637 Shammond Williams, 1997-98  
625 Luke Maye, 2017-18  
625 Phil Ford, 1977-78  
623 Brad Daugherty, 1984-85  
623 Billy Cunningham, 1963-64  
621 Tyler Zeller, 2011-12  
617 Joel Berry, 2017-18  
617 Phil Ford, 1976-77  
614 Lennie Rosenbluth, 1955-56  
609 Billy Cunningham, 1964-65  
608 Cameron Johnson, 2018-19  
607 Michael Jordan, 1983-84  
604 Robert McAdoo, 1971-72  
602 Wayne Ellington, 2008-09  
600 Joseph Forte, 1999-2000  
600 Eric Montross, 1992-93



**PHIL FORD** held the Carolina scoring record from 1978 to 2009 and is the only Tar Heel with 2,000 points and 700 assists. He was National Player of the Year, ACC Athlete and Player of the Year and NBA Rookie of the Year.

#### HIGHEST SCORING AVERAGE IN A SEASON (by class)

<b>Senior</b>	28.0 by Lennie Rosenbluth, 1956-57
<b>Junior</b>	27.4 by Bobby Lewis, 1965-66
<b>Sophomore</b>	25.5 by Lennie Rosenbluth, 1954-55
<b>Freshman</b>	18.9 by Tyler Hansbrough, 2005-06

#### HIGHEST SCORING AVERAGE – SEASON (20.0 points or more)

28.0	Lennie Rosenbluth, 1956-57
27.4	Bobby Lewis, 1965-66
27.1	Charlie Scott, 1969-70
26.7	Lennie Rosenbluth, 1955-56
26.0	Billy Cunningham, 1963-64
25.5	Lennie Rosenbluth, 1954-55
25.4	Billy Cunningham, 1964-65
23.1	York Larese, 1960-61
22.7	Billy Cunningham, 1962-63
22.6	Tyler Hansbrough, 2007-08
22.4	Larry Miller, 1967-68
22.3	Charlie Scott, 1968-69
22.2	Antawn Jamison, 1997-98
21.9	Larry Miller, 1966-67
21.4	Hubert Davis, 1991-92
21.3	Pete Brennan, 1957-58
21.0	Bobby Lewis, 1964-65
20.9	Joseph Forte, 2000-01
20.9	Larry Miller, 1965-66
20.8	Phil Ford, 1977-78
20.7	Tyler Hansbrough, 2008-09
20.6	George Glamack, 1940-41
20.4	Doug Moe, 1960-61
20.2	Brad Daugherty, 1985-86
20.0	Rashad McCants, 2003-04
20.0	Michael Jordan, 1982-83

#### MOST POINTS BY TWO PLAYERS — SEASON

1,529	Tyler Hansbrough (882) and Wayne Ellington (647), 2007-08
1,459	Antawn Jamison (822) and Shammond Williams (637), 1997-98
1,414	Antawn Jamison (822) and Vince Carter (592), 1997-98
1,368	Lennie Rosenbluth (897) and Pete Brennan (471), 1956-57
1,314	Michael Jordan (721) and Sam Perkins (593), 1982-83

#### HIGHEST AVERAGE BY TWO PLAYERS — SEASON

48.3	Bobby Lewis (27.4) and Larry Miller (20.9), 1965-66
46.4	Billy Cunningham (25.4) and Bobby Lewis (21.0), 1964-65
43.5	York Larese (23.1) and Doug Moe (20.4), 1960-61
42.7	Lennie Rosenbluth (28.0) and Pete Brennan (14.7), 1956-57
41.1	Charlie Scott (27.1) and Dennis Wuycik (14.0), 1969-70

#### MOST POINTS BY THREE PLAYERS — SEASON

2,051	Antawn Jamison (822), Shammond Williams (637) and Vince Carter (592), 1997-98
1,976	Tyler Hansbrough (882), Wayne Ellington (647) and Danny Green (447), 2007-08
1,887	Tyler Hansbrough (704), Wayne Ellington (602), Ty Lawson (581), 2008-09
1,790	Justin Jackson (731), Joel Berry II (558) and Kennedy Meeks (501), 2016-17
1,779	Lennie Rosenbluth (897), Pete Brennan (471) and Tommy Kearns (411), 1956-57

#### HIGHEST AVERAGE BY THREE PLAYERS — SEASON

58.1	Bobby Lewis (27.4), Larry Miller (20.9), Tom Gauntlett (9.8), 1965-66
55.8	Larry Miller (22.4), Charlie Scott (17.6), Rusty Clark (15.8), 1967-68
55.5	Lennie Rosenbluth (28.0), Pete Brennan (14.7), Tommy Kearns (12.8), 1956-57
55.1	Billy Cunningham (25.4), Bobby Lewis (21.0), Ray Respass (8.7), 1964-65
55.1	York Larese (23.1), Doug Moe (20.4), Jim Hudock (11.6), 1960-61

#### SIX PLAYERS IN DOUBLE FIGURES — SEASON

1988-89	J.R. Reid (15.9), Kevin Madden (14.6), Steve Bucknall (13.1), Jeff Lebo (12.2), Rick Fox (11.5) and Scott Williams (11.4)
---------	---------------------------------------------------------------------------------------------------------------------------

#### FIVE PLAYERS IN DOUBLE FIGURES — SEASON

2017-18	Joel Berry II (17.1), Luke Maye (16.9), Cameron Johnson (12.4), Kenny Williams (11.4) and Theo Pinson (10.3)
2008-09	Tyler Hansbrough (20.7), Ty Lawson (16.6), Wayne Ellington (15.8), Danny Green (13.1) and Deon Thompson (10.6)
2004-05	Sean May (17.5), Rashad McCants (16.0), Jawad Williams (13.1), Raymond Felton (12.9) and Marvin Williams (11.3)
1994-95	Jerry Stackhouse (19.2), Rasheed Wallace (16.6), Donald Williams (15.5), Jeff McInnis (12.4) and Dante Calabria (10.5)
1986-87	Kenny Smith (16.9), Joe Wolf (15.2), J.R. Reid (14.7), Jeff Lebo (13.5) and Dave Popson (10.0)
1971-72	Robert McAdoo (19.5), Dennis Wuycik (18.0), George Karl (11.0), Bill Chamberlain (10.9) and Bobby Jones (10.2)
1958-59	York Larese (15.1), Lee Shaffer (13.2), Doug Moe (12.6), Harvey Salz (11.9) and Dick Kepley (10.6)





**LARRY MILLER** is one of six Tar Heels to average 20 career points and is the only Tar Heel to earn ACC Tournament MVP honors twice (in 1967 and 1968).

#### MOST POINTS BY YEARS PLAYED

**Four years:** 2,872 by Tyler Hansbrough, 2005-09  
**Three years:** 2,047 by Lennie Rosenbluth, 1954-57  
**Two years:** 1,290 by Joseph Forte, 1999-2001  
**One year:** 604 by Robert McAdoo, 1971-72

#### MOST POINTS — CAREER (1,000 points or more)

Rank	Pts	Player
1.	2,872	Tyler Hansbrough, 2005-2009 ( <i>ACC record</i> )
2.	2,290	Phil Ford, 1974-78
3.	2,145	Sam Perkins, 1980-84
4.	2,047	Lennie Rosenbluth, 1954-57
5.	2,015	Al Wood, 1977-81
6.	2,007	Charlie Scott, 1967-70
7.	1,982	Larry Miller, 1965-68
8.	1,974	Antawn Jamison, 1995-98
9.	1,912	Brad Daugherty, 1982-86
10.	1,863	Walter Davis, 1973-77
11.	1,844	Marcus Paige, 2012-16
12.	1,836	Bobby Lewis, 1964-67
13.	1,813	Joel Berry II, 2014-18
14.	1,788	Michael Jordan, 1981-84
15.	1,765	Mike O'Koren, 1976-80
16.	1,747	George Lynch, 1989-93
17.	1,721	Rashad McCants, 2002-05
18.	1,716	Brice Johnson, 2012-16
19.	1,709	Billy Cunningham, 1962-65
20.	1,703	Rick Fox, 1987-91
21.	1,694	Wayne Ellington, 2006-09
22.	1,636	Kenny Smith, 1983-87
23.	1,627	Eric Montross, 1990-94
24.	1,626	Justin Jackson, 2014-17
25.	1,626	Jawad Williams, 2001-05
26.	1,615	Hubert Davis, 1988-92
27.	1,611	Mitch Kupchak, 1972-76
28.	1,567	Jeff Lebo, 1985-89
29.	1,552	J.R. Reid, 1986-89
30.	1,508	Scott Williams, 1986-90
31.	1,501	Tyler Zeller, 2008-12
32.	1,492	Donald Williams, 1991-95
33.	1,482	Kennedy Meeks, 2013-17
34.	1,469	Dennis Wuycik, 1969-72
35.	1,447	Jason Capel, 1998-2002
36.	1,444	Shammond Williams, 1994-98
37.	1,414	Deon Thompson, 2006-10
38.	1,411	Brendan Haywood, 1998-2001
39.	1,392	Luke Maye, 2015-19
	1,392	Kris Lang, 1998-2002
41.	1,375	Ty Lawson, 2006-09
42.	1,368	Danny Green, 2005-09
43.	1,339	Rusty Clark, 1966-69
44.	1,334	Pete Brennan, 1955-58
45.	1,322	Al Lifson, 1952-55
46.	1,296	Kevin Madden, 1985-90
47.	1,293	George Karl, 1970-73
48.	1,290	Joseph Forte, 1999-01
49.	1,287	York Larese, 1958-61
50.	1,267	Vince Carter, 1995-98

Rank	Pts	Player
51.	1,264	Bobby Jones, 1971-74
52.	1,262	Ed Cota, 1996-2000
53.	1,260	Raymond Felton, 2002-05
54.	1,254	Ademola Okulaja, 1995-99
55.	1,232	James Michael McAdoo, 2011-14
56.	1,231	Joe Wolf, 1983-87
57.	1,228	Harrison Barnes, 2010-12
58.	1,219	James Worthy, 1979-82
59.	1,213	Sean May, 2002-05
60.	1,191	George Glamack, 1938-41
61.	1,187	Jerry Vayda, 1952-56
62.	1,165	Matt Doherty, 1980-84
63.	1,150	Pete Chilcutt, 1987-91
64.	1,128	Jeff McInnis, 1993-96
65.	1,124	John Henson, 2009-12
66.	1,113	Brian Reese, 1990-94
67.	1,112	Isaiah Hicks, 2013-17
68.	1,098	Dante Calabria, 1992-96
69.	1,080	Jerry Stackhouse, 1993-95
70.	1,069	Bill Bunting, 1966-69
71.	1,063	John "Hook" Dillon, 1944-48
72.	1,053	Lee Shaffer, 1957-60
73.	1,024	Cartwright Carmichael, 1920-24
74.	1,019	Lee Dedmon, 1968-71
75.	1,018	Vince Grimaldi, 1950-53
76.	1,010	Bob Paxton, 1944-48
77.	1,007	Tommy LaGarde, 1973-77

#### HIGHEST SCORING AVERAGE BY YEARS PLAYED

**Four years:** 20.2 by Tyler Hansbrough, 2005-09  
**Three years:** 26.9 by Lennie Rosenbluth, 1954-57  
**Two years:** 18.6 by Joseph Forte, 1999-2001  
**One year:** 19.5 by Robert McAdoo, 1971-72

#### HIGHEST SCORING AVERAGE — CAREER (15.0 or higher)

26.9	Lennie Rosenbluth, 1954-57
24.8	Billy Cunningham, 1962-65
22.1	Charlie Scott, 1967-70
22.1	Bobby Lewis, 1964-67
21.8	Larry Miller, 1965-68
20.2	Tyler Hansbrough, 2005-09
19.5	Robert McAdoo, 1971-72
19.0	Antawn Jamison, 1995-98
18.7	Joseph Forte, 1999-2001
18.6	Phil Ford, 1974-78
17.9	York Larese, 1958-61
17.7	Michael Jordan, 1981-84
17.6	Rashad McCants, 2002-05
16.9	Dennis Wuycik, 1969-72
16.8	George Glamack, 1938-41
16.5	Doug Moe, 1958-61
16.5	Pete Brennan, 1955-58
16.4	Harrison Barnes, 2010-12
16.2	J.R. Reid, 1986-89
16.0	Al Wood, 1977-81
15.9	Sam Perkins, 1980-84
15.8	Sean May, 2002-05
15.7	Walter Davis, 1973-77
15.7	Jerry Stackhouse, 1993-95
15.1	Mike O'Koren, 1976-80
15.0	Cameron Johnson, 2017-19

**MOST GAMES SCORING IN DOUBLE FIGURES (season)**

39	Tyler Hansbrough, 2007-08
37	Justin Jackson, 2016-17
37	Brice Johnson, 2015-16
36	Antawn Jamison, 1997-98
36	Eric Montross, 1992-93

**MOST GAMES SCORING IN DOUBLE FIGURES – CAREER (100 or more)**

133	Tyler Hansbrough, 2005-09 ( <i>ACC record</i> )
118	Sam Perkins, 1980-84
112	Phil Ford, 1974-78
106	Walter Davis, 1973-77
104	Al Wood, 1977-81
100	Mike O'Koren, 1976-80

**MOST CONSECUTIVE GAMES SCORING IN DOUBLE FIGURES**

64	Larry Miller (all 32 games in both 1966-67 and 1967-68)
55	Tyler Hansbrough
52	Charlie Scott
43	Al Wood
40	Bobby Lewis
40	Billy Cunningham

**THREE PLAYERS WITH 20 POINTS, TWO OTHER PLAYERS WITH 10 REBOUNDS**

Jan. 14, 2017 vs. Florida State (Joel Berry 26, Isaiah Hicks 22, Justin Jackson 22 points; Luke Maye 15, Theo Pinson 10 rebounds)

**THREE PLAYERS WITH 20 POINTS, ANOTHER WITH 10 REBOUNDS**

Jan. 8, 1998 vs. Georgia Tech (Vince Carter 22, Antawn Jamison 20, Shammond Williams 20 points; Ademola Okulaja 10 rebounds)

Jan. 28, 1987 at Clemson (Kenny Smith 41, J.R. Reid 22, Jeff Lebo 20 points; Joe Wolf 10 rebounds)

Feb. 1, 1969 vs. Maryland (Bill Bunting 30, Charlie Scott 21, Rusty Clark 20 points; Lee Dedmon 10 rebounds)

Dec. 16, 1968 vs. Clemson (Bill Bunting 21, Dick Grubar 20, Charlie Scott 20 points; Rusty Clark 12 rebounds)

Dec. 10, 1957 at George Washington (Tommy Kearns 22, Pete Brennan 20, Lee Shaffer 20 points; Dick Kepley 11 rebounds)

Dec. 28, 1956 vs. Duke (Lennie Rosenbluth 32, Tommy Kearns 21, Pete Brennan 20 points; Joe Quigg 12 rebounds) in Raleigh



**DONALD WILLIAMS** improved his scoring average by 12.1 points from his freshman to sophomore seasons, the largest increase by a Tar Heel.

**ONE PLAYER WITH 25 POINTS, ANOTHER WITH 20 REBOUNDS, ANOTHER WITH 10 ASSISTS**

Dec. 6, 1996 vs. Southern California (Antawn Jamison 26 points, Serge Zwikker 20 rebounds, Ed Cota 12 assists) in Charlotte

**ONE PLAYER WITH 30 POINTS, ANOTHER WITH 15 REBOUNDS, ANOTHER WITH 10 ASSISTS**

^March 18, 2011 vs. Long Island (Tyler Zeller 32 points, Harrison Barnes 16 rebounds, Kendall Marshall 10 assists) in Charlotte

**ONE PLAYER WITH 25 POINTS, ANOTHER WITH 10 REBOUNDS, ANOTHER WITH 15 ASSISTS**

Nov. 13, 2011 at UNC Asheville (Tyler Zeller 27 points, John Henson 12 rebounds, Kendall Marshall 15 assists)

**HIGHEST SCORING INCREASES FROM ONE SEASON TO THE NEXT (10 or more point increases)**

12.1	Donald Williams (2.2 in 1991-92 to 14.3 in 1992-93)
12.0	Larry Brown (4.5 in 1960-61 to 16.5 in 1961-62)
12.0	Reyshawn Terry (2.3 in 2004-05 to 14.3 in 2005-06)
11.3	Luke Maye (5.5 in 2016-17 to 16.9 in 2017-18)
10.9	Coy Carson (4.4 in 1947-48 to 15.3 in 1948-49)
10.2	Donnie Walsh (3.2 in 1960-61 to 13.4 in 1961-62)
10.1	Bill Bunting (7.9 in 1967-68 to 18.0 in 1968-69)

**MOST POINTS BY TWO TAR HEELS IN THE SAME GAME (60 or more combined points)**

TOTAL	LEADING SCORER	PTS	2ND SCORER	PTS	OPPONENT	DATE, SITE (home unless noted)
75	Bobby Lewis	43	Larry Miller	32	Richmond	Dec. 8, 1965
73	Shammond Williams	42	Antawn Jamison	31	Georgia Tech	Feb. 8, 1998 in Atlanta
70	Billy Cunningham	35	Bobby Lewis	35	Wake Forest	Feb. 9, 1965
70	Lennie Rosenbluth	45	Jerry Vayda	25	William & Mary	Feb. 7, 1956
69	Brice Johnson	39	Marcus Paige	30	Florida State	Jan. 4, 2016 in Tallahassee, Fla.
69	Bobby Lewis	49	Larry Miller	20	Florida State	Dec. 16, 1965
69	Billy Cunningham	48	Bobby Lewis	21	Tulane	Dec. 10, 1964
68	Bobby Lewis	35	Billy Cunningham	33	Virginia	Jan. 16, 1965 in Charlottesville, Va.
67	Tyler Hansbrough	39	Wayne Ellington	28	Clemson	Feb. 10, 2008
66	Billy Cunningham	33	Bobby Lewis	33	Virginia	Jan. 16, 1965 in Charlottesville, Va.
66	Lennie Rosenbluth	47	Joe Quigg	19	Furman	Dec. 4, 1956
65	York Larese	36	Doug Moe	29	South Carolina	Feb. 8, 1961 in Columbia, S.C.
65	Lennie Rosenbluth	45	Joe Quigg	20	Clemson	Jan. 14, 1956 in Clemson, S.C.
65	George Glamack	45	Bob Rose	20	Clemson	Feb. 10, 1941
64	Dennis Wuycik	39	Bill Chamberlain	25	Creighton	Dec. 12, 1970 in Charlotte
63	Kenny Smith	41	J.R. Reid	22	Clemson	Jan. 28, 1987 in Clemson, S.C.
63	Bobby Lewis	37	Larry Miller	26	Wake Forest	Feb. 3, 1966
63	Bobby Lewis	30	Larry Miller	33	Ohio State	Dec. 6, 1965 in Columbus, Ohio
62	Joseph Forte	38	Brendan Haywood	24	Tulsa	Nov. 11, 2000
62	Bobby Lewis	33	Larry Miller	29	Utah	Dec. 30, 1965 in Raleigh
62	Michael Jordan	39	Sam Perkins	23	Georgia Tech	Jan. 29, 1983 in Greensboro
62	Lennie Rosenbluth	32	Tony Radovich	30	Virginia	Jan. 11, 1955
61	Bobby Lewis	31	Billy Cunningham	30	Vanderbilt	Dec. 14, 1964 in Greensboro
61	Mitch Kupchak	35	Walter Davis	26	Tulane	Feb. 14, 1976 in New Orleans
60	Charlie Scott	43	Bill Chamberlain	17	Wake Forest	Jan. 17, 1970
^60	Tyler Zeller	32	John Henson	28	Long Island	March 18, 2011 in Charlotte
60	Bobby Lewis	33	Larry Miller	27	South Carolina	Feb. 19, 1966 in Charlotte
*60	Lennie Rosenbluth	38	Pete Brennan	22	South Carolina	March 9, 1957 in Raleigh

^ Zeller and Henson scored 60 points in the first round of the 2011 NCAA Tournament vs. Long Island University

\* Rosenbluth and Brennan scored 60 points in the 1957 ACC Tournament championship game

**MOST POINTS — GAME BY A FRESHMAN (30 OR MORE)**

*\$40	Harrison Barnes vs. Clemson, March 12, 2011 in Greensboro
\$40	Tyler Hansbrough vs. Georgia Tech, Feb. 15, 2006
@34	Cole Anthony vs. Notre Dame, Nov. 6, 2019
34	Coby White vs. Syracuse, Feb. 26, 2019
33	Coby White vs. Miami, Feb. 9, 2019
33	Coby White vs. Texas, Nov. 22, 2018 in Las Vegas
31	Antawn Jamison at Maryland, Jan. 6, 1996
^31	J.R. Reid vs. Notre Dame, March 19, 1987 in East Rutherford, N.J.
31	J.R. Reid vs. NC State, Jan. 18, 1987
^31	Mike O'Koren vs. UNLV, March 26, 1977 in Atlanta
31	Walter Davis vs. Duke, March 2, 1974
30	Sam Perkins vs. Rutgers, Dec. 22, 1980 in Charlotte

\$ ACC freshman record, @ ACC record for first game

**MOST POINTS — CONSECUTIVE GAMES BY A FRESHMAN**

65	Tyler Hansbrough, 2005-06 (25 at Miami, 40 vs. Georgia Tech)
62	Coby White, 2018-19 (34 vs. Syracuse, 28 at Clemson)
58	Harrison Barnes, 2010-11 (18* vs. Miami in Greensboro, 40* vs. Clemson in Greensboro)
58	J.R. Reid, 1986-87 (27^ vs. Michigan in Charlotte, 31^ vs. Notre Dame in East Rutherford, N.J.)
57	Tyler Hansbrough, 2005-06 (40 vs. Georgia Tech, 17 vs. Wake Forest)
57	Antawn Jamison, 1995-96 (26 vs. NC State, 32 at Maryland)

**MOST POINTS — GAME BY TWO FRESHMEN**

50	Coby White (27), Nassir Little (23) vs. Virginia Tech, Jan. 21, 2019
48	Harrison Barnes (40), Kendall Marshall vs. Clemson, March 12, 2011 in Greensboro
48	Raymond Felton (28), Rashad McCants (20) at NC State, Jan. 26, 2003

**MOST 40-POINT GAMES — FRESHMAN**

1	Harrison Barnes, *40 vs. Clemson, March 12, 2011 in Greensboro
1	Tyler Hansbrough, 40 vs. Georgia Tech, Feb. 25, 2006

**MOST 30-POINT GAMES — FRESHMAN**

3	Coby White, 2018-19 (33 vs. Texas, 33 vs. Miami, 34 vs. Syracuse)
2	J.R. Reid, 1986-87 (^31 vs. Notre Dame, 31 vs. NC State)
1	six other players

**MOST 25-POINT GAMES — FRESHMAN**

6	Rashad McCants, 2002-03
5	Cole Anthony, 2019-20
5	Coby White, 2018-19
5	Tyler Hansbrough, 2005-06
3	Harrison Barnes, 2010-11
3	Joseph Forte, 1999-00
3	Antawn Jamison, 1995-96
3	J.R. Reid, 1986-87

**MOST 20-POINT GAMES — FRESHMAN**

14	Tyler Hansbrough, 2005-06
12	Rashad McCants, 2002-03
10	Phil Ford, 1974-75
9	Cole Anthony, 2019-20
9	Joseph Forte, 1999-00

**MOST POINTS — SEASON BY A FRESHMAN**

600	Joseph Forte, 1999-2000
594	Rashad McCants, 2002-03
587	Tyler Hansbrough, 2005-06
580	Harrison Barnes, 2010-11
562	Coby White, 2018-19
550	Sam Perkins, 1980-81
545	Brandan Wright, 2006-07
528	J.R. Reid, 1986-87
508	Phil Ford, 1974-75
484	Antawn Jamison, 1995-96
460	Michael Jordan, 1981-82

**HIGHEST SCORING AVERAGE — FRESHMAN**

18.9	Tyler Hansbrough, 2005-06
18.5	Cole Anthony, 2019-20
17.0	Rashad McCants, 2002-03
16.7	Joseph Forte, 1999-2000
16.4	Phil Ford, 1974-75

**MOST DOUBLE-FIGURE SCORING GAMES TO START A FRESHMAN SEASON**

20	Rashad McCants, 2002-03
18	Brandan Wright, 2006-07
6	Tony Bradley, 2016-17
6	Michael Jordan, 1981-82
5	J.R. Reid, 1986-87
5	Kenny Smith, 1983-84
5	Jerry Vayda, 1952-53

**MOST GAMES SCORING IN DOUBLE FIGURES — FRESHMAN**

33	Rashad McCants, 2002-03
33	Brandan Wright, 2006-07
32	Joseph Forte, 1999-00
32	Sam Perkins, 1980-81
31	J.R. Reid, 1986-87

\* ACC Tournament

^ NCAA Tournament

~ NIT





## FIELD GOALS

### MOST FIELD GOALS MADE — GAME

21	Billy Cunningham vs. Tulane, Dec. 10, 1964
20	Lennie Rosenbluth vs. Furman, Dec. 4, 1956
19	Charlie Scott vs. Wake Forest, Jan. 17, 1970
*19	Lennie Rosenbluth vs. Clemson, March 7, 1957 in Raleigh ( <i>ACC Tournament record</i> )
19	Lennie Rosenbluth vs. William and Mary, Feb. 7, 1956
18	Bobby Lewis vs. Florida State, Dec. 16, 1965
*17	Charlie Scott, March 8, 1969 in Charlotte
17	Bobby Lewis vs. Wake Forest, Feb. 3, 1966
17	Bobby Lewis vs. Richmond, Dec. 8, 1965

### MOST FIELD GOALS MADE — ACC TOURNAMENT GAME

*19	Lennie Rosenbluth vs. Clemson, quarterfinal, March 7, 1957 in Raleigh ( <i>ACC record</i> )
-----	------------------------------------------------------------------------------------------------

### MOST FIELD GOALS MADE — NCAA TOURNAMENT GAME

^16	Charlie Scott vs. Drake, NCAA 3rd place game, March 22, 1969 in Louisville, Ky.
-----	------------------------------------------------------------------------------------

### MOST FIELD GOALS MADE — SMITH CENTER GAME

16	Antawn Jamison vs. Maryland, Feb. 14, 1998
----	--------------------------------------------

### MOST FIELD GOALS MADE — SEASON

316	Antawn Jamison, 1997-98
306	Lennie Rosenbluth, 1956-57
290	Charlie Scott, 1968-69
289	Tyler Hansbrough, 2007-08
284	Brad Daugherty, 1985-86
282	Michael Jordan, 1982-83
281	Charlie Scott, 1969-70
278	Larry Miller, 1966-67
274	Al Wood, 1980-81
270	Antawn Jamison, 1996-97

### MOST FIELD GOALS MADE — CAREER

939	Tyler Hansbrough, 2005-2009
865	Phil Ford, 1974-78
825	Al Wood, 1977-81
805	Charlie Scott, 1967-70
787	Antawn Jamison, 1995-98
786	Sam Perkins, 1980-84
765	Larry Miller, 1965-68
760	Brad Daugherty, 1982-86
754	Walter Davis, 1973-77
722	Lennie Rosenbluth, 1954-57

### MOST CONSECUTIVE FIELD GOALS MADE


16	Brad Daugherty (13 for 13 vs. UCLA and made first three attempts vs. Iona in 1985-86) ( <i>ACC record</i> )
16	Brice Johnson (made last 11 attempts vs. UCLA and first five attempts vs. Appalachian State in 2015-16)

### MOST CONSECUTIVE FIELD GOALS MADE — GAME

13	Brad Daugherty vs. UCLA, Nov. 24, 1985 ( <i>ACC record</i> )
12	Scott Williams vs. Virginia, Jan. 13, 1990 ( <i>ties record/ACC game</i> )

### MOST FIELD GOALS ATTEMPTED — SEASON

632	Lennie Rosenbluth, 1956-57
611	Charlie Scott, 1969-70
596	Justin Jackson, 2016-17
577	Charlie Scott, 1968-69
558	Joseph Forte, 2000-01
553	Larry Miller, 1966-67
546	Antawn Jamison, 1997-98
545	Larry Miller, 1967-68
535	Tyler Hansbrough, 2007-08
527	Michael Jordan, 1982-83



**SCOTT WILLIAMS** holds the ACC record for highest field goal percentage in a conference game. He made all 12 of his field goal attempts against Virginia on Jan. 13, 1990.

### MOST FIELD GOALS ATTEMPTED — CAREER

1,752	Tyler Hansbrough, 2005-09
1,678	Charlie Scott, 1967-70
1,640	Phil Ford, 1974-78
1,572	Lennie Rosenbluth, 1954-57
1,498	Larry Miller, 1965-68
1,474	Al Wood, 1977-81
1,471	Marcus Paige, 2012-16
1,448	Joel Berry II, 2014-18
1,420	Walter Davis, 1973-77
1,387	Billy Cunningham, 1962-65

### HIGHEST FIELD GOAL PERCENTAGE — GAME (min. 8 made)

%1.000	Brad Daugherty vs. UCLA, Nov. 24, 1985 (13 of 13)
**1.000	Scott Williams vs. Virginia, Jan. 13, 1990 (12 of 12)
1.000	Jeff McInnis vs. Cincinnati, Dec. 3, 1994 in Charlotte (10 of 10)
1.000	Rasheed Wallace vs. Colorado State, Dec. 9, 1993 (9 of 9)
1.000	Joe Wolf at NC State, Feb. 5, 1987 (9 of 9)
1.000	Brice Johnson vs. Maryland, Feb. 4, 2014 (8 of 8)
^ 1.000	Deon Thompson vs. Arkansas, March 23, 2008 in Raleigh
1.000	Ed Cota vs. NC State, Jan. 8, 2000 (8 of 8)
1.000	Rasheed Wallace vs. Marshall, Jan. 2, 1994 (8 of 8)
1.000	Eric Montross at Ohio State, Dec. 22, 1992 (8 of 8)
1.000	Brian Reese vs. Old Dominion, Dec. 1, 1992 (8 of 8)
1.000	Eric Montross vs. Old Dominion, Dec. 1, 1992 (8 of 8)
1.000	Mike O'Koren vs. Georgia Tech, Feb. 4, 1977 in Charlotte (8 of 8)
1.000	Mike O'Koren vs. Oral Roberts, Dec. 27, 1976 in Portland, Ore. (8 of 8)
1.000	Charlie Scott at Vanderbilt, Dec. 9, 1967 (8 of 8)

% ACC record for most FGs made without a miss

\*\* record for most FGs made in an ACC game

#### HIGHEST FIELD GOAL PERCENTAGE — SEASON

.697	Brendan Haywood, 1999-2000 (191 of 274) ( <i>ACC record</i> )
.668	Bobby Jones, 1971-72 (127 of 190)
.654	Rasheed Wallace, 1994-95 (238 of 364)
.648	Brad Daugherty, 1985-86 (284 of 438)
.648	Brendan Haywood, 1998-99 (160 of 247)
.646	Brandan Wright, 2006-07 (228 of 353)
.643	Mike O'Koren, 1977-78 (173 of 269)
.626	Sam Perkins, 1980-81 (199 of 318)
.625	Brad Daugherty, 1984-85 (238 of 381)
.624	Antawn Jamison, 1995-96 (201 of 322)

#### HIGHEST FIELD GOAL PERCENTAGE — CAREER (min. 100 made and two seasons played)

Name (Years Played)	Made	Att.	Pct.
Brendan Haywood (1997-01) ( <i>ACC record</i> )	541	849	.637
Rasheed Wallace (1993-95)	377	594	.635
Brad Daugherty (1982-86)	760	1,226	.620
Bobby Jones (1971-74)	522	859	.608
Julius Peppers (1999-2001)	119	196	.607
J.R. Reid (1986-89)	584	972	.601
Warren Martin (1981-86)	256	431	.594
Dennis Wuycik (1969-72)	519	880	.590
Mitch Kupchak (1972-76)	651	1,110	.586
Eric Montross (1990-94)	626	1,070	.585
Tommy LaGarde (1973-77)	367	630	.583
Kevin Madden (1985-90)	519	893	.581
Antawn Jamison (1995-98)	787	1,364	.577
Sam Perkins (1980-84)	786	1,364	.576
Brice Johnson (2012-16)	714	1,242	.575
Mike O'Koren (1976-80)	643	1,124	.572
Isaiah Hicks (2013-17)	420	735	.571
Dave Chadwick (1968-71)	179	315	.568
Curtis Hunter (1982-87)	201	357	.563
Al Wood (1977-81)	825	1,474	.560
John Virgil (1976-80)	233	419	.556
Kennedy Meeks (2103-17)	608	1,097	.554
Scott Williams (1986-90)	595	1,080	.551
Joe Wolf (1983-87)	511	928	.551
Ed Davis (2008-2010)	210	383	.548



JEFF McINNIS holds the UNC record for highest field goal percentage in a game by a guard. He made all 10 shots from the floor against Cincinnati on Dec. 3, 1994.

#### MOST FIELD GOALS — GAME BY A FRESHMAN

^15	J.R. Reid vs. Notre Dame, March 19, 1987 in East Rutherford, N.J.
14	Antawn Jamison at Maryland, Jan. 6, 1996
^14	Mike O'Koren vs. UNLV, March 26, 1977 in Atlanta
14	Walter Davis vs. Duke, March 2, 1974
13	Tyler Hansbrough vs. Georgia Tech, Feb. 15, 2006
13	Sam Perkins vs. Rutgers, Dec. 22, 1980 in Charlotte
13	Mitch Kupchak at Wake Forest, Jan. 17, 1973

#### MOST FIELD GOALS — SEASON BY A FRESHMAN

228	Brandan Wright, 2006-07
228	Joseph Forte, 1999-2000
215	Rashad McCants, 2002-03
210	Harrison Barnes, 2010-11
201	Antawn Jamison, 1995-96

#### HIGHEST FIELD GOAL PERCENTAGE — GAME BY A FRESHMAN

1.000	Rasheed Wallace (9x9) vs. Colorado State, Dec. 9, 1993
1.000	Rasheed Wallace (8 of 8) vs. Marshall, Jan. 2, 1994
1.000	Mike O'Koren (8 of 8) vs. Oral Roberts, Dec. 27, 1976 in Portland
1.000	Mike O'Koren (8 of 8) vs. Georgia Tech, Feb. 4, 1977 in Charlotte
1.000	Brandan Wright (7 of 7) vs. Wake Forest, Feb. 10, 2007
1.000	Kris Lang (7 of 7) at Clemson, Feb. 4, 1999

#### HIGHEST FIELD GOAL PERCENTAGE — SEASON BY A FRESHMAN (min. 4 FG per game)

.646	Brandan Wright, 2006-07 (228 of 353)
.626	Sam Perkins, 1980-81 (199 of 318)
.624	Antawn Jamison, 1995-96 (201 of 322)
.604	Al Wood, 1977-78 (125 of 207)
.584	J.R. Reid, 1986-87 (198 of 339)

\* ACC Tournament

^ NCAA Tournament

~ NIT





## THREE-POINT FIELD GOALS

### MOST THREE-POINTERS — GAME

8	Rashad McCants vs. Clemson, March 2, 2004
8	Raymond Felton at NC State, Jan. 26, 2003
8	Shammond Williams at Georgia Tech, Feb. 8, 1998
8	Jeff McInnis at Clemson, Feb. 14, 1996
8	Dante Calabria vs. Florida State, Jan. 25, 1995
8	Hubert Davis at Florida State, Feb. 27, 1992
7	Cole Anthony at Syracuse, Feb. 29, 2020
7	Cameron Johnson at Wake Forest, Feb. 16, 2019
7	Coby White vs. Miami, Feb. 9, 2019
7	Coby White vs. Texas, Nov. 22, 2018 in Las Vegas
7	Joel Berry II at Clemson, Jan. 3, 2017
7	Justin Jackson vs. Davidson, Dec. 7, 2016
7	Marcus Paige at NC State, Feb. 26, 2014
~7	Will Graves vs. Dayton, April 1, 2010 in New York City
7	Wayne Ellington vs. Maryland, Feb. 3, 2009
7	Wayne Ellington vs. Miami, Jan. 17, 2009
7	Rashad McCants at Georgia Tech, Feb. 10, 2004
7	Hubert Davis vs. Florida State, Dec. 15, 1991
7	Jeff Lebo at Richmond, Nov. 28, 1987

### MOST THREE-POINTERS — HALF

7	Wayne Ellington vs. Miami, Jan. 17, 2009 (2nd half)
6	Kenny Williams at Stanford, Nov. 20, 2017 (1st half)
6	Danny Green vs. UNC Asheville, Nov. 30, 2008 (2nd half)
6	Hubert Davis at Florida State, Feb. 27, 1992 (2nd half)

### MOST THREE-POINTERS — ACC REGULAR SEASON GAME

8	Rashad McCants vs. Clemson, March 2, 2004
8	Raymond Felton at NC State, Jan. 26, 2003
8	Shammond Williams at Georgia Tech, Feb. 8, 1998
8	Jeff McInnis at Clemson, Feb. 14, 1996
8	Dante Calabria vs. Florida State, Jan. 25, 1995
8	Hubert Davis at Florida State, Feb. 27, 1992

### MOST THREE-POINTERS — ACC TOURNAMENT GAME

*6	P.J. Hairston vs. Miami, final, March 17, 2013 in Greensboro
*6	Harrison Barnes vs. Clemson, semifinal, March 12, 2011 in Greensboro
*6	Jason Capel vs. Clemson, quarterfinal, March 9, 2001 in Atlanta

### MOST THREE-POINTERS — NCAA TOURNAMENT GAME

^6	Marcus Paige vs. Indiana, East Regional Semifinal, March 25, 2016 in Philadelphia
^6	Shammond Williams vs. UNC Charlotte, East 2nd round, March 14, 1998 in Hartford, Conn.

### MOST THREE-POINTERS — NCAA CHAMPIONSHIP GAME

^5	Donald Williams vs. Michigan, April 5, 1993 in New Orleans
----	------------------------------------------------------------

### MOST THREE-POINTERS — SMITH CENTER

8	Rashad McCants vs. Clemson, March 2, 2004
8	Dante Calabria vs. Florida State, Jan. 25, 1995

### MOST THREE-POINTERS — GAME BY A FRESHMAN

8	Raymond Felton at NC State, Jan. 26, 2003
7	Cole Anthony at Syracuse, Feb. 29, 2020
7	Coby White vs. Miami, Feb. 9, 2019
7	Coby White vs. Texas, Nov. 22, 2018 in Las Vegas

### MOST THREE-POINTERS IN CONSECUTIVE GAMES

13	Dante Calabria, 1994-95 (5 vs. Virginia Tech in Greensboro and 8 vs. Florida State)
13	Hubert Davis, 1991-92 (5 vs. NC State, 8 at Florida State)
12	Rashad McCants, 2003-04 (4 at NC State, 8 vs. Clemson)
12	Coby White, 2018-19 (6 vs. Syracuse and 6 at Clemson)
11	done nine times: most recent by Cole Anthony, 2019-20 (7 at Syracuse, 4 vs. Wake Forest)



**JUSTIN JACKSON** made 63 three-pointers in his first two seasons, then connected on a school-record 105 in leading UNC to the 2017 national championship.

### FIVE OR MORE 3FGS IN CONSECUTIVE GAMES

Dante Calabria:	5 vs. Virginia Tech, 8 vs. FSU, 1995
Hubert Davis:	5 vs. NC State, 8 at Florida State, 1992
Coby White:	6 vs. Syracuse, 6 at Clemson, 2019
P.J. Hairston:	6 vs. Miami in Greensboro, 5 vs. Villanova, 2013 in Kansas City
Coby White:	5 vs. Virginia Tech, 5 at Georgia Tech, 2019
Donald Williams:	5 vs. Kansas, 5 vs. Michigan, 1993 in New Orleans
Donald Williams:	5 at NC State, 5 vs. Maryland, 1993

### MOST THREE-POINTERS IN THREE CONSECUTIVE GAMES

16	Hubert Davis, 1991-92 (5 vs. NC State, 8 at Florida State, 3 at Maryland)
----	---------------------------------------------------------------------------

### TWO PLAYERS WITH FIVE OR MORE 3FGS, SAME GAME

Cameron Johnson	6, Coby White	6 at Clemson, 2019
Kenny Williams	6, Joel Berry II	5 at Stanford, 11/20/17
Joel Berry II	5, Justin Jackson	5 vs. Virginia Tech, 1/26/17
Ademola Okulaja	5, Shammond Williams	5 vs. Bethune-Cookman, 12/2/96

### MOST CONSECUTIVE GAMES WITH A THREE-POINTER

41	Marcus Paige (last 30 games in 2014-15, his first 11 in 2015-16)
34	Rashad McCants (last 19 games in 2003-04, first 15 in 2004-05)
34	Shammond Williams (last 27 in 1996-97, first seven in 1997-98)
34	Hubert Davis (last 21 games in 1990-91, first 13 in 1991-92)
33	P.J. Hairston (last 33 games in 2012-13)
28	Kenny Smith (first 28 games in 1986-87)



**MOST CONSECUTIVE THREE-POINTERS MADE**12 Raymond Felton, 2004-05 (*ACC record*)**MOST THREE-POINTERS — SEASON**

105 Justin Jackson, 2016-17  
 96 Cameron Johnson, 2018-19  
 95 Shammond Williams, 1996-97  
 94 Marcus Paige, 2014-15  
 93 Joel Berry II, 2017-18  
 89 P.J. Hairston, 2012-13  
 88 Joel Berry II, 2016-17  
 88 Reggie Bullock, 2012-13  
 87 Donald Williams, 1994-95  
 87 Kenny Smith, 1986-87

**MOST THREE-POINTERS PER GAME — SEASON**

2.71 Shammond Williams, 1996-97 (95 in 35 games)  
 2.67 Cameron Johnson, 2018-19 (96 in 36 games)  
 2.63 Justin Jackson, 2016-17 (105 in 40 games)  
 2.62 P.J. Hairston, 2012-13 (89 in 34 games)  
 2.60 Rashad McCants, 2003-04 (78 in 30 games)  
 2.58 Joel Berry II, 2017-18 (93 in 36 games)  
 2.58 Hubert Davis, 1991-92 (85 in 33 games)  
 2.56 Donald Williams, 1994-95 (87 in 34 games)  
 2.56 Kenny Smith, 1986-87 (87 in 34 games)

**MOST THREE-POINTERS BY TWO PLAYERS — SEASON**

193 Justin Jackson (105) and Joel Berry II (88), 2016-17  
 178 Cameron Johnson (96) and Coby White (82), 2018-19  
 177 P.J. Hairston (89) and Reggie Bullock (88), 2012-13  
 165 Joel Berry II (93) and Kenny Williams (72), 2017-18  
 162 Wayne Ellington (85) and Danny Green (77), 2008-09

**MOST THREE-POINTERS — CAREER**

299 Marcus Paige, 2012-16  
 266 Joel Berry II, 2014-18  
 233 Shammond Williams, 1994-98  
 229 Wayne Ellington, 2006-09  
 221 Rashad McCants, 2002-05  
 221 Donald Williams, 1991-95  
 211 Jeff Lebo, 1985-89  
 197 Hubert Davis, 1988-92  
 193 Dante Calabria, 1992-96  
 188 Reggie Bullock, 2010-13

**MOST THREE-POINTERS BY YEARS PLAYED****Four years:** 299 by Marcus Paige, 2012-16**Three years:** 229 by Wayne Ellington, 2006-09**Two years:** 143 by Cameron Johnson, 2017-19**MOST THREE-POINT ATTEMPTS — GAME**

14 Rashad McCants at Florida State, Jan. 22, 2004  
 14 Shammond Williams vs. Maryland, Jan. 8, 1997  
 14 Rick Fox at NC State, Feb. 6, 1991  
 14 Jeff Lebo vs. Iowa, Jan. 7, 1989  
 14 Jeff Lebo vs. Temple, Feb. 21, 1988  
 14 Kenny Smith at SMU, Dec. 30, 1986

**MOST THREE-POINT ATTEMPTS — SEASON**

284 Justin Jackson, 2016-17  
 270 Joel Berry II, 2017-18  
 238 Marcus Paige, 2014-15  
 232 Coby White, 2018-19  
 230 Joel Berry II, 2016-17  
 227 Shammond Williams, 1996-97  
 225 P.J. Hairston, 2012-13  
 221 Marcus Paige, 2013-14  
 218 Donald Williams, 1994-95  
 215 Shammond Williams, 1997-98

**MOST THREE-POINT ATTEMPTS — CAREER**

798 Marcus Paige, 2012-16  
 726 Joel Berry II, 2017-18  
 578 Shammond Williams, 1994-98  
 577 Wayne Ellington, 2006-09  
 572 Donald Williams, 1991-95  
 533 Rashad McCants, 2002-05  
 498 Melvin Scott, 2001-05  
 496 Justin Jackson, 2016-17  
 493 Jeff Lebo, 1985-89  
 491 Danny Green, 2005-09

**HIGHEST THREE-POINT PCT. — GAME (min. 5 made)**\*1.000 Jason Capel vs. Clemson, March 9, 2001 (6 for 6), in Atlanta (*ties ACC record*)

1.000 Joel Berry II vs. Duke, March 4, 2017 ( 5 for 5)

1.000 Marcus Paige at NC State, Jan. 14, 2015 (5 for 5)

^1.000 Hubert Davis vs. Eastern Michigan, March 22, 1991 (5 for 5) in East Rutherford, N.J.

1.000 Hubert Davis at Alabama, Nov. 30, 1989 (5 for 5)

**HIGHEST THREE-POINT PCT. — SEASON (min. 50 made)**

.496 Dante Calabria, 1994-95 (66 of 133)  
 .489 Hubert Davis, 1990-91 (64 of 131)  
 .472 Ty Lawson, 2008-09 (51 of 108)  
 .464 Jeff Lebo, 1987-88 (78 of 168)  
 .457 Cameron Johnson, 2018-19 (96 of 210)  
 .450 Jeff Lebo, 1986-87 (67 of 149)  
 .441 Wes Miller, 2005-06 (64 of 145)  
 .440 Raymond Felton, 2004-05 (70 of 159)  
 .438 Rick Fox, 1989-90 (70 of 160)  
 .436 Reggie Bullock, 2012-13 (88 of 202)

**HIGHEST THREE-POINT PCT. — CAREER (min. 100 made)**

.435 Hubert Davis, 1988-92 (197 of 453)  
 .428 Jeff Lebo, 1985-89 (211 of 493)  
 .419 Reyshawn Terry, 2003-07 (103 of 246)  
 .415 Rashad McCants, 2002-05 (221 of 533)  
 .412 Dante Calabria, 1992-96 (193 of 469)  
 .411 Cameron Johnson, 2017-19 (143 of 348)  
 .403 Shammond Williams, 1994-98 (233 of 578)  
 .403 Ty Lawson, 2006-09 (112 of 278)  
 .397 Wayne Ellington, 2006-09 (229 of 577)  
 .397 Jeff McInnis, 1993-96 (138 of 348)

**MOST THREE-POINTERS — SEASON BY A FRESHMAN**

82 Coby White, 2018-19  
 72 Rashad McCants, 2002-03  
 69 Raymond Felton, 2002-03  
 67 Harrison Barnes, 2010-11  
 66 Wayne Ellington, 2006-07

**HIGHEST THREE-POINT PERCENTAGE — SEASON BY A FRESHMAN (min. 25 made)**

.415 Jeff McInnis, 1993-94 (27 of 65)  
 .414 Rashad McCants, 2002-03 (72 of 174)  
 .371 Wayne Ellington, 2006-07 (66 of 178)  
 .359 Joseph Forte, 1999-00 (56 of 156)  
 .358 Raymond Felton, 2002-03 (69 of 193)

**HIGHEST THREE-POINT PERCENTAGE — SEASON BY A FRESHMAN (min. 50 made)**

.414 Rashad McCants, 2002-03 (72 of 174)  
 .371 Wayne Ellington, 2006-07 (66 of 178)  
 .359 Joseph Forte, 1999-00 (56 of 156)  
 .358 Raymond Felton, 2002-03 (69 of 193)  
 .353 Coby White, 2018-19 (82 of 232)

\* *ACC Tournament*^ *NCAA Tournament*~ *NIT*



# FREE THROWS



**TYLER HANSBROUGH** is the NCAA's all-time leader in free throws made with 982.

## MOST FREE THROWS MADE — GAME

- 21 York Larese vs. Duke, Dec. 29, 1959 in Raleigh (*ties ACC record*)
- 20 Tyler Zeller vs. Maryland, Feb. 29, 2012
- 19 Dennis Wuycik vs. Creighton, Dec. 12, 1970 in Charlotte
- 19 Larry Miller vs. Oregon State, Dec. 30, 1967 in Portland, Ore.
- 18 Pete Brennan at NC State, Feb. 18, 1958
- 17 **Garrison Brooks vs. Georgia Tech, Jan. 4, 2020**
- 17 Tyler Hansbrough vs. Clemson, Feb. 10, 2008
- \*17 Charlie Scott vs. Virginia, March 5, 1970 in Charlotte
- 17 Lennie Rosenbluth at NC State, Jan. 15, 1957
- 17 Lennie Rosenbluth vs. Duke, Feb. 4, 1955
- 17 Lennie Rosenbluth vs. Duke, Dec. 29, 1954 in Raleigh

## MOST FREE THROWS MADE — ACC TOURNAMENT GAME

- \*17 Charlie Scott vs. Virginia, March 5, 1970 in Charlotte (*ACC record*)

## MOST FREE THROWS MADE — NCAA TOURNAMENT GAME

- ^15 Ty Lawson vs. Michigan State, April 6, 2009 in Detroit (national championship game)

## MOST FREE THROWS MADE — SMITH CENTER

- 20 Tyler Zeller vs. Maryland, Feb. 29, 2012
- 17 **Garrison Brooks vs. Georgia Tech, Jan. 4, 2020**
- 17 Tyler Hansbrough vs. Clemson, Feb. 10, 2008
- 14 **Garrison Brooks vs. NC State, Feb. 25, 2020**
- 14 Cole Anthony vs. Boston College, Feb. 1, 2020
- 14 Tyler Hansbrough vs. Virginia Tech, Feb. 13, 2007
- 14 Tyler Hansbrough vs. Georgia Tech, Jan. 20, 2007
- 14 Tyler Hansbrough vs. Georgia Tech, Feb. 15, 2006
- 14 Tyler Hansbrough vs. NC State, Jan. 7, 2006

## MOST CONSECUTIVE FREE THROWS MADE

- 41 Jeff Lebo (from Jan. 3 to March 12, 1989)
- 39 Bobby Lewis (from Feb. 12 to Feb. 22, 1966)

## MOST FREE THROWS MADE — SEASON

- 304 Tyler Hansbrough, 2007-08 (*ACC record*)
- 285 Lennie Rosenbluth, 1956-57
- 249 Tyler Hansbrough, 2008-09
- 242 Tyler Hansbrough, 2006-07
- 222 Bobby Lewis, 1965-66
- 214 Pete Brennan, 1957-58
- 191 Sean May, 2004-05
- 189 Lennie Rosenbluth, 1954-55
- 187 Tyler Hansbrough, 2005-06
- 185 Pete Brennan, 1956-57
- 185 Jerry Stackhouse, 1994-95

## MOST FREE THROWS MADE — CAREER

- 982 Tyler Hansbrough, 2005-2009 (*NCAA record*)
- 603 Lennie Rosenbluth, 1954-57
- 561 Sam Perkins, 1980-84
- 560 Phil Ford, 1974-78
- 512 Bobby Lewis, 1964-67
- 506 Pete Brennan, 1955-58
- 479 Mike O'Koren, 1976-80
- 452 Larry Miller, 1965-68
- 431 Dennis Wuycik, 1969-72
- 407 Tyler Zeller, 2008-12

## MOST FREE THROWS ATTEMPTED — GAME

- 24 Billy Cunningham vs. Maryland, Jan. 13, 1964
- 24 Lennie Rosenbluth at Clemson, Jan. 14, 1956
- 23 Tyler Zeller vs. Maryland, Feb. 29, 2012
- 22 Dennis Wuycik vs. Creighton, Dec. 12, 1970 in Charlotte
- 22 Larry Miller vs. Oregon State, Dec. 30, 1967 in Raleigh

## MOST FREE THROWS ATTEMPTED — ACC TOURNAMENT GAME

- \*21 Charlie Scott vs. Virginia (made 17), quarterfinal, March 5, 1970 in Charlotte

## MOST FREE THROWS ATTEMPTED — NCAA TOURNAMENT GAME

- ^19 Tyler Zeller vs. Long Island, East Regional 2nd round, March 25, 2011 in Charlotte
- ^19 Tommy Kearns vs. Syracuse, East Regional final, March 16, 1957 in Philadelphia

## MOST FREE THROWS ATTEMPTED — SEASON

- 377 Tyler Hansbrough, 2007-08
- 376 Lennie Rosenbluth, 1956-57
- 315 Tyler Hansbrough, 2006-07
- 296 Tyler Hansbrough, 2008-09
- 291 Pete Brennan, 1957-58
- 276 Antawn Jamison, 1997-98
- 274 Bobby Lewis, 1965-66
- 262 Pete Brennan, 1956-57
- 260 Jerry Stackhouse, 1994-95
- 257 James Michael McAdoo, 2013-14

## MOST FREE THROWS ATTEMPTED — CAREER

- 1,241 Tyler Hansbrough, 2005-2009 (*ACC record*)
- 815 Lennie Rosenbluth, 1954-57
- 715 Pete Brennan, 1955-58
- 705 Sam Perkins, 1980-84
- 693 Phil Ford, 1974-78
- 661 Larry Miller, 1965-68
- 660 Mike O'Koren, 1976-80
- 660 Bobby Lewis, 1964-67
- 635 Antawn Jamison, 1995-98
- 633 Billy Cunningham, 1962-65

**HIGHEST FT PERCENTAGE — GAME (min. 15 attempts)**

- 1.000 York Larese vs. Duke, Dec. 29, 1959 (21 of 21) in Raleigh  
(*ACC record*)
- 1.000 Phil Ford at NC State, Feb. 24, 1976 (16 of 16)
- .944 Garrison Brooks vs. Georgia Tech, Jan. 4, 2020 (17 of 18)**
- .938 Tyler Hansbrough at Miami, Jan. 23, 2008 (15 of 16)
- .933 Tyler Hansbrough vs. Georgia Tech, Jan. 20, 2007 (14 of 15)

**HIGHEST FT PERCENTAGE — GAME (min. 10 attempts)**

- 1.000 York Larese vs. Duke, Dec. 29, 1959 (21 of 21) in Raleigh  
(*ACC record*)
- 1.000 Phil Ford at NC State, Feb. 24, 1976 (16 of 16)
- 1.000 Cole Anthony vs. Boston College, Feb. 1, 2020 (14 of 14)
- 1.000 Tyler Hansbrough vs. NC State, Jan. 7, 2006 (14 of 14)
- 1.000 Tyler Hansbrough vs. Michigan State, Dec. 3, 2008 in Detroit  
(13 of 13)
- 1.000 Dennis Wuycik vs. NC State, March 3, 1971 (13 of 13)
- 1.000 Bobby Lewis vs. South Carolina, Feb. 19, 1966 in Charlotte (13 of 13)

**HIGHEST FT PERCENTAGE — NCAA TOURNAMENT GAME (min. 10 made)**

- ^1.000 Tyler Hansbrough vs. Radford, March 19, 2009 (12 of 12)  
in Greensboro
- ^1.000 Hubert Davis vs. Miami (Ohio), March 19, 1992 (11 of 11)  
in Cincinnati, Ohio
- ^1.000 Phil Ford vs. Syracuse, March 20, 1975 (10 of 10)  
in Providence, R.I.

**HIGHEST FT PERCENTAGE — SEASON (min. 75 made)**

- .911 Shammond Williams, 1997-98 (133 of 146)
- .893 Joel Berry II, 2017-18 (108 of 121)
- .878 Jeff Lebo, 1987-88 (86 of 98)
- .877 Marcus Paige, 2013-14 (128 of 146)
- .876 Steve Hale, 1984-85 (85 of 97)
- .871 Darrell Elston, 1973-74 (81 of 93)
- .868 York Larese, 1959-60 (131 of 151)
- .867 Joel Berry II, 2015-16 (91 of 105)
- .865 Marcus Paige, 2014-15 (96 of 111)
- .864 Jeff Lebo, 1988-89 (89 of 103)

**HIGHEST FT PERCENTAGE — CAREER (min. 100 made)**

Name (Years Played)	Made	Att.	Pct.
Shammond Williams (1994-98)	291	343	.848
Marvin Williams (2004-05)	138	163	.847
Danny Green (2005-2009)	202	239	.845
Marcus Paige (2012-16)	347	411	.844
Jeff Lebo (1985-89)	308	367	.839
Jim Braddock (1979-83)	106	127	.835
Dennis Wuycik (1969-72)	431	517	.834
Joel Berry II (2014-18)	333	400	.833
Darrell Elston (1971-74)	125	150	.833
Ed Stahl (1972-75)	124	149	.832
Cameron Johnson (2017-19)	140	169	.828
Ranzino Smith (1984-88)	136	165	.824
Jason Capel (1998-02)	377	458	.823
Kenny Smith (1983-87)	293	356	.823
Hubert Davis (1989-92)	304	371	.819
Max Owens (1997-2001)	125	153	.817
Steve Hale (1982-86)	230	283	.813
Nate Britt (2013-17)	181	223	.812
Joseph Forte (1999-01)	221	273	.810
Wayne Ellington (2006-09)	233	288	.809
Phil Ford (1974-78)	560	693	.808
P.J. Hairston (2011-13)	140	175	.800
Coby White (2018-19)	104	130	.800
Sam Perkins (1980-84)	561	705	.796
York Larese (1958-61)	351	441	.796



**ACC Player of the Year TYLER ZELLER made a Smith Center-record 20 free throws in 2012 on Senior Night against Maryland.**

**MOST FREE THROWS MADE BY A FRESHMAN — GAME**

- \*15 Phil Ford vs. Clemson, March 7, 1975 in Greensboro
- 14 Cole Anthony vs. Boston College, Feb. 1, 2020
- 14 Tyler Hansbrough vs. NC State, Jan. 7, 2006
- 14 Tyler Hansbrough vs. Georgia Tech, Feb. 15, 2006
- 13 Tyler Hansbrough vs. Miami, Jan. 14, 2006

**HIGHEST FREE THROW PERCENTAGE BY A FRESHMAN — GAME (min. 10 attempts)**

- 1.000 Cole Anthony vs. Boston College, Feb. 1, 2020 (14 of 14)
- 1.000 Tyler Hansbrough vs. NC State, Jan. 7, 2006 (14 of 14)
- 1.000 Phil Ford vs. Virginia, Jan. 22, 1975 (12 of 12)
- 1.000 J.R. Reid vs. Marquette, Feb. 15, 1987 (11 of 11)
- 1.000 Walter Davis at Clemson, Jan. 9, 1974 (11 of 11)

**HIGHEST FREE THROW PERCENTAGE BY A FRESHMAN — SEASON (min. 50 made)**

- .854 Jason Capel, 1998-99 (76 of 89)
- .847 Marvin Williams, 2004-05 (138 of 163)
- .839 P.J. Hairston, 2011-12 (52 of 62)
- .836 Marcus Paige, 2012-13 (51 of 61)
- .836 Wayne Ellington, 2006-07 (51 of 61)

**HIGHEST FREE THROW PERCENTAGE BY A FRESHMAN — SEASON (min. 100 made)**

- .847 Marvin Williams, 2004-05 (138 of 163)
- .800 Coby White, 2018-19 (104 of 130)
- .783 Phil Ford, 1974-75 (126 of 161)
- .741 Sam Perkins, 1980-81 (152 of 205)
- .739 Tyler Hansbrough, 2005-06 (187 of 253)

\* ACC Tournament

^ NCAA Tournament

~ NIT





# REBOUNDS

## MOST REBOUNDS — GAME

- 30 Rusty Clark vs. Maryland, Feb. 21, 1968
- 28 Billy Cunningham vs. Maryland, Jan. 13, 1964
- 27 Billy Cunningham vs. Clemson, Feb. 16, 1963
- 25 Billy Cunningham vs. Tulane, Dec. 10, 1964
- 25 Billy Cunningham vs. South Carolina, Feb. 15, 1964
- 25 Billy Cunningham vs. Virginia Tech, Jan. 18, 1964
- 25 Lennie Rosenbluth vs. Virginia, Jan. 11, 1955
- 25 Lennie Rosenbluth vs. South Carolina, Dec. 9, 1954
- 24 Sean May vs. Duke, March 6, 2005
- 24 Billy Cunningham at Georgia, Dec. 3, 1964

## MOST REBOUNDS — CONSECUTIVE GAMES

- 50 Billy Cunningham, 1962-63 (27 vs. Clemson in Charlotte, 23 vs. Virginia)
- 48 Billy Cunningham, 1962-63 (21 vs. South Carolina in Charlotte, 27 vs. Clemson in Charlotte)
- 48 Lennie Rosenbluth, 1954-55 (23 vs. Clemson, 25 vs. South Carolina)
- 47 Billy Cunningham, 1963-64 (25 vs. South Carolina in Charlotte, 22 at Maryland)
- 43 Billy Cunningham, 1963-64 (18 vs. Clemson in Charlotte, 25 vs. South Carolina in Charlotte)

## MOST REBOUNDS — FIRST GAME AS A TAR HEEL

- 23 Lennie Rosenbluth vs. Clemson, Dec. 4, 1954 (sophomore)

## MOST REBOUNDS — ACC REGULAR SEASON GAME

- 30 Rusty Clark vs. Maryland, Feb. 21, 1968

## MOST REBOUNDS — ACC TOURNAMENT GAME

- \*21 Lee Shaffer vs. Clemson, quarterfinal, March 5, 1959 in Raleigh

## MOST REBOUNDS — ACC CHAMPIONSHIP GAME

- \*19 Pete Brennan vs. South Carolina, March 9, 1957 in Raleigh

## MOST REBOUNDS — NCAA TOURNAMENT GAME

- ^22 Tyler Zeller vs. Ohio, March 23, 2012 in St. Louis

## MOST REBOUNDS — GAME BY A FRESHMAN

- 20 Antawn Jamison at Virginia, Jan. 17, 1996
- 16 **Armando Bacot vs. Virginia, Feb. 15, 2020**
- ^16 Harrison Barnes vs. LIU, March 18, 2011 in Charlotte
- \*16 Rasheed Wallace vs. Florida State, March 11, 1994 in Charlotte
- 16 Rasheed Wallace vs. Marshall, Jan. 2, 1994
- 16 James Worthy vs. Detroit, Dec. 15, 1979

## MOST REBOUNDS — GAME BY A GUARD

- 16 Joseph Forte at Duke, Feb. 1, 2001
- 15 Theo Pinson vs. NC State, Jan. 27, 2018
- 15 Charlie Scott vs. Vanderbilt, Dec. 9, 1968 in Charlotte

## MOST REBOUNDS — GAME BY A POINT GUARD

- 11 Cole Anthony vs. Duke, Feb. 8, 2020
- 11 Cole Anthony vs. Notre Dame, Nov. 6, 2019
- ^11 Raymond Felton vs. Villanova, March 25, 2005 in Syracuse, N.Y.
- 11 Ed Cota vs. Stanford, Nov. 27, 1998 in New York City
- 11 Harvey Salz vs. Notre Dame, Jan. 3, 1959 in Louisville, Ky.

## TWO PLAYERS WITH 20 OR MORE REBOUNDS

Dec. 4, 1954 vs. Clemson (Lennie Rosenbluth 23, Paul Likins 23)

## FOUR PLAYERS WITH 10 OR MORE REBOUNDS

Feb. 16, 1968 vs. Clemson (Charlie Scott 14, Rusty Clark 13, Bill Bunting 11, Larry Miller 10) in Charlotte

Dec. 4, 1956 vs. Furman (Joe Quigg 19, Lennie Rosenbluth 17, Bill Hathaway 12, Pete Brennan 10)

Dec. 9, 1955 vs. Georgia Tech (Joe Quigg 12, Lennie Rosenbluth 11, Jerry Vayda 11, Bob Cunningham 10) in Charlotte



**TYLER HANSBROUGH** grabbed 1,219 rebounds, the most by any Tar Heel. He is eighth in ACC history. The 1,129 rebounds are the third most by an ACC player in the last 37 seasons.

## MOST REBOUNDS — SMITH CENTER

- 24 Sean May vs. Duke, March 6, 2005
- 21 Sean May vs. Duke, Feb. 5, 2004
- 21 Sean May vs. Akron, Dec. 14, 2003
- 19 Brice Johnson vs. Duke, Feb. 17, 2016
- 19 Sean May vs. Kentucky, Dec. 4, 2004

## MOST REBOUNDS — SEASON (300 or more)

- 416 Brice Johnson, 2015-16
- 399 Tyler Hansbrough, 2007-08
- 397 Sean May, 2004-05
- 389 Antawn Jamison, 1997-98
- 379 Billy Cunningham, 1963-64
- 378 Kennedy Meeks, 2016-17
- 377 Luke Maye, 2018-19
- 374 John Henson, 2010-11
- 373 Luke Maye, 2017-18
- 365 Tyler Zeller, 2011-12
- 365 George Lynch, 1992-93
- 349 Brad Daugherty, 1984-85
- 348 John Henson, 2011-12
- 348 Bobby Jones, 1972-73
- 344 Billy Cunningham, 1964-65
- 341 Rusty Clark, 1967-68
- 339 Billy Cunningham, 1962-63
- 334 Mitch Kupchak, 1974-75
- 332 Pete Brennan, 1956-57
- 330 Sam Perkins, 1982-83
- 330 Rusty Clark, 1966-67
- 329 Antawn Jamison, 1996-97
- 321 Doug Moe, 1960-61
- 316 Mitch Kupchak, 1975-76
- 312 Robert McAdoo, 1971-72
- 309 Antawn Jamison, 1995-96
- 306 Brad Daugherty, 1985-86
- 303 Pete Brennan, 1957-58
- 301 Tyler Hansbrough, 2006-07
- 301 James Worthy, 1980-81

**HIGHEST REBOUNDING AVERAGE — SEASON**

16.1	Billy Cunningham, 1962-63 (339 reb. in 21 games)
15.8	Billy Cunningham, 1963-64
14.3	Billy Cunningham, 1964-65
14.0	Doug Moe, 1960-61
11.7	Pete Brennan, 1957-58
11.7	Lennie Rosenbluth, 1954-55
11.6	Bud Maddie, 1952-53
11.5	Lennie Rosenbluth, 1955-56
11.3	Mitch Kupchak, 1975-76
11.3	Doug Moe, 1959-60

**MOST REBOUNDS — CAREER (700 or more)**

1,219	Tyler Hansbrough, 2005-2009
1,167	Sam Perkins, 1980-84
1,097	George Lynch, 1989-93
1,062	Billy Cunningham, 1962-65
1,052	Kennedy Meeks, 2013-17
1,035	Brice Johnson, 2012-16
1,027	Antawn Jamison, 1995-98
1,006	Mitch Kupchak, 1972-76
1,003	Brad Daugherty, 1982-86
942	Luke Maye, 2015-19
941	Eric Montross, 1990-94
929	Rusty Clark, 1966-69
890	Ademola Okulaja, 1995-99
885	John Henson, 2011-12
861	Scott Williams, 1986-90
854	Pete Brennan, 1955-58
839	Brendan Haywood, 1997-01
834	Larry Miller, 1965-68
817	Bobby Jones, 1971-74
815	Mike O'Koren, 1976-80
807	Jason Capel, 1998-02
790	Lennie Rosenbluth, 1954-57
788	Tyler Zeller, 2011-12
771	Sean May, 2002-05
766	Pete Chilcutt, 1987-91
743	Deon Thompson, 2006-10
731	J.R. Reid, 1986-89
729	Lee Dedmon, 1968-71
707	Joe Wolf, 1983-87

**MOST REBOUNDS BY YEARS PLAYED**

**Four years:** 1,219 by Tyler Hansbrough, 2005-09  
**Three years:** 1,062 by Billy Cunningham, 1962-65  
**Two years:** 511 by Rasheed Wallace, 1993-95

**MOST REBOUNDS IN CONSECUTIVE SEASONS**

750	Luke Maye (373 in 2017-18 and 377 in 2018-19)
723	Billy Cunningham (379 in 1963-64 and 344 in 1964-65)
722	John Henson (374 in 2010-11 and 348 in 2011-12)
718	Antawn Jamison (329 in 1996-97 and 389 in 1997-98)
718	Billy Cunningham (339 in 1962-63 and 379 in 1963-64)

**HIGHEST REBOUNDING AVERAGE — CAREER**

15.4	Billy Cunningham, 1962-65 (1,062 in 69 games)
10.6	Doug Moe, 1958-61
10.5	Pete Brennan, 1955-58
10.4	Lennie Rosenbluth, 1954-57
10.2	Rusty Clark, 1966-69
10.0	Sean May, 2002-05
10.0	Bud Maddie, 1953-54
9.9	Antawn Jamison, 1995-98
9.2	Larry Miller, 1965-68
8.9	Bobby Jones, 1971-74

**MOST GAMES IN DOUBLE-FIGURE REBOUNDS — SEASON**

23	Brice Johnson, 2015-16
22	Billy Cunningham, 1963-64
21	John Henson, 2011-12
21	John Henson, 2010-11
21	Antawn Jamison, 1997-98
21	Billy Cunningham, 1962-63

**MOST GAMES IN DOUBLE-FIGURE REBOUNDS — CAREER**

61	Billy Cunningham, 1962-65
53	Antawn Jamison, 1995-98
52	Sam Perkins, 1981-84
49	Tyler Hansbrough, 2005-09
48	Mitch Kupchak, 1972-76

*note: Pete Brennan had 35 and rebound totals are unknown for 21 of his games*

**CONSECUTIVE GAMES IN DOUBLE-FIGURE REBOUNDS**

41	Billy Cunningham (all 21 games in 1962-63, first 20 games in 1963-64)
15	John Henson, 2010-11
11	Doug Moe, last 2 games of 1959-60 and first 9 games of 1960-61
11	Doug Moe, 1960-61
10	Billy Cunningham, 1964-65

**MOST GAMES WITH 30 POINTS AND 10 REBOUNDS — CAREER**

21	Lennie Rosenbluth, 1954-57
19	Billy Cunningham, 1962-65
5	Luke Maye, 2015-19
5	Antawn Jamison, 1995-98
5	Mitch Kupchak, 1973-76
5	Charlie Scott, 1967-70

**MOST REBOUNDS — FIRST GAME AS A TAR HEEL**

23	Lennie Rosenbluth vs. Clemson, Dec. 4, 1954 (sophomore)
15	Billy Cunningham vs. Georgia, Dec. 1, 1962 (sophomore)
14	Ed Davis vs. Penn, Nov. 15, 2008 (freshman)
13	Pete Chilcutt vs. Syracuse, Nov. 21, 1987 in Springfield, Mass. (freshman)
12	Bill Hathaway vs. Furman, Dec. 4, 1956 (sophomore)
12	Bob Cunningham vs. Clemson, Dec. 3, 1955 (sophomore)
11	Cole Anthony vs. Notre Dame, Nov. 6, 2019 (freshman)
11	Bobby Jones vs. Rice, Dec. 2, 1971 (sophomore)
10	Sean May vs. Penn State, Nov. 18, 2002 (freshman)
10	Jason Capel vs. Appalachian State, Nov. 13, 1998 (freshman)
10	Antawn Jamison vs. Vanderbilt, Nov. 20, 1995 in Lahaina, Maui (freshman)
10	Sam Perkins at Alaska-Anchorage, Nov. 28, 1980 (freshman)
10	James Worthy vs. NC State, Nov. 30, 1979 in Greensboro (freshman)
10	Larry Miller at Clemson, Dec. 1, 1965 (sophomore)
10	Rusty Clark vs. Clemson, Dec. 1, 1966 (sophomore)

**MOST REBOUNDS — SEASON BY A FRESHMAN**

309	Antawn Jamison, 1996-97
289	Sam Perkins, 1980-81
268	J.R. Reid, 1986-87
<b>264</b>	<b>Armando Bacot, 2019-20</b>
250	Ed Davis, 2008-09

**HIGHEST REBOUNDING AVERAGE — FRESHMAN**

9.6	Antawn Jamison, 1996-97 (309 in 32 games)
<b>8.3</b>	<b>Armando Bacot, 2019-20 (264 in 32 games)</b>
7.8	Tyler Hansbrough, 2005-06 (243 in 31 games)
7.8	Sam Perkins, 1980-81 (289 in 37 games)
7.4	J.R. Reid, 1986-87 (268 in 36 games)

\* ACC Tournament

^ NCAA Tournament

~ NIT



# ASSISTS

## MOST ASSISTS — SINGLE GAME

- 18 Raymond Felton vs. George Mason, Dec. 7, 2003
- 17 Ed Cota vs. UNLV, Dec. 4, 1999 in Charlotte
- 17 Jeff Lebo vs. UT Chattanooga, Nov. 18, 1988
- 16 Kendall Marshall at Maryland, Feb. 4, 2012
- 16 Kendall Marshall vs. Long Beach State, Dec. 10, 2011
- 16 Kendall Marshall vs. Florida State, Feb. 6, 2011
- 15 Kendall Marshall vs. Tennessee State, Nov. 22, 2011
- 15 Kendall Marshall at UNC Asheville, Nov. 13, 2011
- 14 Kendall Marshall vs. South Carolina, Nov. 25, 2011 in Las Vegas
- ^14 Kendall Marshall vs. Washington, March 20, 2011 in Charlotte
- ~14 Raymond Felton vs. Wyoming, March 24, 2003
- 14 Ed Cota vs. Florida State, Jan. 24, 1998
- 14 Ed Cota vs. Appalachian State, Jan. 17, 1998
- 14 Phil Ford at NC State, Feb. 23, 1977
- 14 Phil Ford vs. Brigham Young, Dec. 20, 1976
- 14 Phil Ford vs. Howard, Jan. 11, 1975

## MOST ASSISTS — ACC REGULAR-SEASON GAME

- 16 Kendall Marshall at Maryland, Feb. 4, 2012
- 16 Kendall Marshall vs. Florida State, Feb. 6, 2011

## MOST ASSISTS — ACC TOURNAMENT GAME

- \*13 Larry Brown vs. South Carolina, quarterfinal, Feb. 28, 1963 in Raleigh

## MOST ASSISTS — NCAA TOURNAMENT GAME

- ^14 Kendall Marshall vs. Washington, East 1st round, March 20, 2011 in Charlotte
- ^12 Kenny Smith vs. Notre Dame, 1987 East Regional semifinal, March 19, 1987 in East Rutherford, N.J.

## MOST ASSISTS — SMITH CENTER

- 18 Raymond Felton vs. George Mason, Dec. 7, 2003
- 17 Jeff Lebo vs. UT Chattanooga, Preseason NIT 1st round, Nov. 18, 1988

## MOST ASSISTS — GAME BY A FRESHMAN

- 16 Kendall Marshall vs. Florida State, Feb. 6, 2011
- ^14 Kendall Marshall vs. Washington, March 20, 2011 in Charlotte
- ~14 Raymond Felton vs. Wyoming, March 24, 2003
- 13 Jeff Lebo vs. Manhattan, Dec. 27, 1985 in Miami
- 12 Bobby Frasier vs. Saint Louis, Dec. 7, 2005
- 12 Ed Cota vs. USC, Dec. 6, 1996 in Charlotte

## MOST ASSISTS — FIRST GAME AS A FRESHMAN

- 10 Raymond Felton vs. Penn State, Nov. 18, 2002 (*ties ACC record*)
- 7 Bobby Frasier vs. Gardner-Webb, Nov. 19, 2005
- 7 Ed Cota vs. Arizona, Nov. 22, 1996 in Springfield, Mass.
- 5 Cole Anthony vs. Notre Dame, Nov. 6, 2020
- 5 Jason Capel vs. Appalachian State, Nov. 13, 1998
- 5 Kenny Smith vs. Missouri, Nov. 26, 1983 in Greensboro

## MOST ASSISTS IN CONSECUTIVE GAMES

- 29 Kendall Marshall, 2011-12 (15 vs. Tennessee State, 14 vs. South Carolina in Las Vegas)
- 29 Kendall Marshall, 2011-12 (16 vs. Long Beach State 13 vs. Appalachian State)
- 27 Ed Cota, 1997-98 (14 vs. Appalachian State, 13 at NC State)
- 27 Ed Cota, 1997-98 (13 at NC State, 14 vs. Florida State)
- 26 Kendall Marshall, 2010-11 (13 vs. Clemson, 13 at NC State)

## MOST ASSISTS IN THREE CONSECUTIVE GAMES

- 41 Ed Cota, 1997-98 (14 vs. Appalachian State, 13 at NC State, 14 vs. Florida State)
- 38 Kendall Marshall, 2011-12 (15 at UNC Asheville, 8 vs. Mississippi Valley State, 15 vs. Tennessee State)
- 37 Kendall Marshall, 2011-12 (8 vs. Mississippi Valley State, 15 vs. Tennessee State, 14 vs. South Carolina in Las Vegas)
- 37 Kendall Marshall, 2011-12 (15 vs. Tennessee State, 14 vs. South Carolina in Las Vegas, 8 at UNLV)
- 36 Kendall Marshall, 2011-12 (16 vs. Long Beach State, 13 vs. Appalachian State, 7 vs. Nicholls)

## MOST ASSISTS IN FOUR CONSECUTIVE GAMES

- 52 Kendall Marshall, 2011-12 (15 at UNC Asheville, 8 vs. Mississippi Valley State, 15 vs. Tennessee State, 14 vs. South Carolina in Las Vegas)
- 48 Ed Cota, 1997-98 (7 at Maryland, 14 vs. Appalachian State, 13 at NC State, 14 vs. Florida State)
- 48 Ed Cota, 1997-98 (14 vs. Appalachian State, 13 at NC State, 14 vs. Florida State, 7 vs. Clemson)
- 45 Kendall Marshall, 2011-12 (8 vs. Mississippi Valley State, 15 vs. Tennessee State, 14 vs. South Carolina in Las Vegas, 8 at UNLV)
- 45 Kendall Marshall, 2011-12 (16 vs. Long Beach State, 13 vs. Appalachian State, 7 vs. Nicholls, 9 vs. Texas)
- 45 Kendall Marshall, 2011-12 (11 vs. NC State, 12 vs. Georgia Tech, 6 at Wake Forest, 16 at Maryland)

## MOST ASSISTS IN FIVE CONSECUTIVE GAMES

- 60 Kendall Marshall, 2011-12 (15 at UNC Asheville, 8 vs. Mississippi Valley State, 15 vs. Tennessee State, 14 vs. South Carolina in Las Vegas, 8 at UNLV)
- 57 Kendall Marshall, 2011-12 (5 vs. Michigan State in San Diego, 15 at UNC Asheville, 8 vs. Mississippi Valley State, 15 vs. Tennessee State, 14 vs. South Carolina in Las Vegas)
- 55 Ed Cota, 1997-98 (7 at Maryland, 14 vs. Appalachian State, 13 at NC State, 14 vs. Florida State, 7 vs. Clemson)
- 54 Ed Cota, 1997-98 (6 vs. Virginia, 7 at Maryland, 14 vs. Appalachian State, 13 at NC State, 14 vs. Florida State)
- 53 Kendall Marshall, 2011-12 (16 vs. Long Beach State, 13 vs. Appalachian State, 7 vs. Nicholls, 9 vs. Texas, 8 vs. Elon)
- 53 Kendall Marshall, 2011-12 (8 at Virginia Tech, 11 vs. NC State, 12 vs. Georgia Tech, 6 at Wake Forest, 16 at Maryland (16))
- 53 Kendall Marshall, 2011-12 (11 vs. NC State, 12 vs. Georgia Tech, 6 at Wake Forest, 16 at Maryland, 8 vs. Duke)
- 53 Raymond Felton, 2002-03 and 2003-04 (~9 vs. DePaul, ~14 vs. Wyoming, ~11 vs. Georgetown, 7 vs. Old Dominion, 12 vs. Davidson in Charlotte)

## MOST ASSISTS — SINGLE SEASON

- 351 Kendall Marshall, 2011-12 (*ACC record*)
- 284 Ed Cota, 1999-2000
- 274 Ed Cota, 1997-98
- 249 Raymond Felton, 2004-05
- 238 Ed Cota, 1998-99
- 235 Raymond Felton, 2002-03
- 235 Kenny Smith, 1984-85
- 234 Ed Cota, 1996-97
- 230 Kendall Marshall, 2010-11
- 230 Ty Lawson, 2008-09

UNC has never had two players with 10 or more assists in the same game. Three times a player had 10 and another had nine: Feb. 18, 1987 vs. East Tennessee State (Jeff Lebo 10, Kenny Smith 9); Jan. 28, 1976 at Wake Forest (Phil Ford 10, John Kuester 9); Dec. 20, 1975 vs. East Tennessee State (Ford 11, Kuester 9)



**MOST ASSISTS — CAREER (500 or more)**

1,030	Ed Cota, 1996-2000
768	Kenny Smith, 1983-87
753	Phil Ford, 1974-78
697	Raymond Felton, 2002-05
637	Derrick Phelps, 1990-94
629	King Rice, 1987-91
608	Ty Lawson, 2006-09
602	Marcus Paige, 2012-16
581	Kendall Marshall, 2010-12
580	Jeff Lebo, 1985-89
525	Jimmy Black, 1978-82
503	Steve Hale, 1982-86

**MOST ASSISTS BY YEARS PLAYED****Four years:** 1,030 by Ed Cota, 1996-2000**Three years:** 698 by Raymond Felton, 2002-05**Two years:** 581 by Kendall Marshall, 2010-12**HIGHEST ASSIST AVERAGE — SINGLE SEASON (6.0 OR MORE)**

9.8	Kendall Marshall, 2011-12 (351 assists in 36 games) ( <i>ACC record</i> )
8.1	Ed Cota, 1999-2000
7.4	Ed Cota, 1998-99
7.4	Ed Cota, 1997-98
7.1	Raymond Felton, 2003-04
7.0	Phil Ford, 1975-76
6.9	Raymond Felton, 2004-05
6.9	Ed Cota, 1996-97
6.7	Raymond Felton, 2002-03
6.6	Ty Lawson, 2008-09
6.6	Phil Ford, 1976-77
6.5	Kenny Smith, 1984-85
6.4	King Rice, 1989-90
6.3	Derrick Phelps, 1991-92
6.3	Jimmy Black, 1981-82
6.2	Kendall Marshall, 2010-11
6.2	Kenny Smith, 1985-86
6.1	Kenny Smith, 1986-87
6.0	Larry Drew II, 2009-10

**HIGHEST ASSIST AVERAGE — CAREER**

8.0	Kendall Marshall, 2010-12 (581 assists in 73 games)
7.5	Ed Cota, 1996-2000
6.9	Raymond Felton, 2002-05
6.1	Phil Ford, 1974-78
6.0	Kenny Smith, 1983-87
5.8	Ty Lawson, 2006-09
5.2	Larry Brown, 1960-63
4.8	Derrick Phelps, 1990-94
4.5	King Rice, 1987-91
4.4	Jeff McInnis, 1993-96
4.4	Jeff Lebo, 1985-89

**MOST GAMES WITH 10 OR MORE ASSISTS — SEASON**

17	Kendall Marshall, 2011-12 ( <i>ACC record</i> )
12	Ed Cota, 1999-2000
9	Phil Ford, 1975-76
8	Ed Cota, 1997-98
7	Raymond Felton, 2004-05
7	Raymond Felton, 2002-03

**MOST GAMES WITH 10 OR MORE ASSISTS — CAREER**

32	Ed Cota, 1996-00 ( <i>#3 ACC</i> )
23	Kendall Marshall, 2010-12
18	Raymond Felton, 2002-05
16	Phil Ford, 1974-78
13	Kenny Smith, 1983-87

**HIGHEST ASSIST-TURNOVER RATIO — SEASON****(min. 200 assists)**

3.49	Ty Lawson, 2008-09 (230 assists, 66 turnovers)
3.48	Kendall Marshall, 2011-12 (351 assists, 101 turnovers)
2.72	King Rice, 1990-91 (207 assists, 76 turnovers)
2.57	Ty Lawson, 2006-07 (213 assists, 83 turnovers)
2.50	Kendall Marshall, 2010-11 (230 assists, 92 turnovers)

**HIGHEST ASSIST-TURNOVER RATIO — CAREER****(min. 500 assists)**

3.01	Kendall Marshall, 2010-12 (581 assists, 193 turnovers) ( <i>ACC record for players with 500 or more assists</i> )
2.78	Ty Lawson, 2006-09 (608 assists, 219 turnovers)
2.21	Jeff Lebo, 1985-89 (580 assists, 263 turnovers)
2.20	Marcus Paige, 2012-16 (602 assists, 274 turnovers)
2.19	Ed Cota, 1996-2000 (1030 assists, 470 turnovers)
2.19	King Rice, 1987-91 (629 assists, 287 turnovers)

**MOST ASSISTS — SEASON BY A FRESHMAN**

235	Raymond Felton, 2002-03
234	Ed Cota, 1996-97
230	Kendall Marshall, 2010-11
213	Ty Lawson, 2006-07
161	Marcus Paige, 2012-13
161	Phil Ford, 1974-75

**HIGHEST ASSIST AVERAGE BY A FRESHMAN**

6.88	Ed Cota, 1996-97 (234 in 34 games)
6.71	Raymond Felton, 2002-03 (235 in 35 games)
6.22	Kendall Marshall, 2010-11 (230 in 37 games)
5.61	Ty Lawson, 2006-07 (213 in 38 games)
5.19	Phil Ford, 1974-75 (161 in 31 games)

\* *ACC Tournament*^ *NCAA Tournament*~ *NIT***MOST ASSISTS BY A PLAYER SCORING 30 POINTS IN A GAME**

Charlie Scott, 35 points/9 assists at Clemson, Jan. 15, 1970  
 Steve Bucknall, 30 points/9 assists vs. Clemson, Feb. 25, 1989  
 Charlie Scott, 34 points/8 assists vs. Duke, Jan. 4, 1969  
 Phil Ford, 30 points/8 assists vs. Tulane, Feb. 12, 1977 in Greensboro  
 Charlie Scott, 32 points/7 assists at Rice, Dec. 22, 1969

**MOST POINTS BY A PLAYER WITH 10 ASSISTS IN A GAME**

Phil Ford, 27 points/10 assists vs. Seton Hall, Dec. 4, 1975 in New York City  
 ^Jeff McInnis, 25 points/11 assists vs. New Orleans, March 15, 1996 in Richmond, Va.  
 Phil Ford, 24 points/14 assists vs. NC State, Feb. 23, 1977  
 Jeff McInnis, 24 points/10 assists vs. Dartmouth, Dec. 16, 1996  
 Ty Lawson, 23 points/10 assists at Miami, Jan. 23, 2008

**LED CAROLINA IN POINTS, REBOUNDS, ASSISTS AND STEALS**

Coby White vs. Virginia Tech, Jan. 21, 2019 (27-7-6-4)  
 Joseph Forte at Duke, Feb. 1, 2001 (24-16-6-3)  
 Rick Fox vs. NC State, Feb. 7, 1991 (16-10-8-3)  
 \*Mike O'Koren vs. Wake Forest, Feb. 28, 1980 in Greensboro (26-11-4-4)  
 Mike O'Koren at Northwestern, Nov. 29, 1978 (25-7-4-6)

**LED OR SHARED TEAM LEAD IN POINTS, REBOUNDS, ASSISTS AND STEALS**

Tyler Hansbrough vs. Tennessee, Nov. 24, 2006 in New York City (27-9-6-1)  
 Sean May at Virginia Tech, Dec. 19, 2004 (17-8-3-2)  
 Joseph Forte at NC State, Jan. 28, 2001 (21-8-5-3)  
 Ed Cota vs. Stanford, Nov. 27, 1998 in New York City (17-11-5-1)  
 ^Jerry Stackhouse vs. Murray State, March 17, 1995 in Tallahassee, Fla. (25-11-5-2)  
 ^Jerry Stackhouse vs. Kentucky, March 25, 1995 in Birmingham, Ala., (18-12-6-2)  
 J.R. Reid at Illinois, Dec. 19, 1987 (30-13-4-1)  
 Dave Popson vs. Furman, Dec. 22, 1986 in Charlotte (16-11-3-3)  
 James Worthy vs. Detroit, Dec. 15, 1979 (24-16-6-1)  
 Mike O'Koren vs. Duke, Jan. 13, 1979 (17-20-7-4)

\* *ACC Tournament*, ^ *NCAA Tournament*



## BLOCKED SHOTS, STEALS

### **MOST BLOCKED SHOTS — GAME**

- 10 Brendan Haywood vs. Miami (Fla.), Dec. 4, 2000
- 9 John Henson vs. Michigan State, Nov. 11, 2011  
in San Diego (on USS Carl Vinson)
- 9 Warren Martin vs. Stanford, Dec. 20, 1985
- ^8 Brice Johnson vs. Florida Gulf Coast, March 17, 2016 in Raleigh
- 8 Brendan Haywood vs. Tulsa, Nov. 11, 2000

### **MOST BLOCKED SHOTS — ACC REGULAR-SEASON GAME**

- 7 John Henson vs. Maryland, Feb. 27, 2011
- 7 John Henson vs. NC State, Jan. 29, 2011
- 7 Danny Green at Duke, March 8, 2008
- 7 Brendan Haywood at Florida State, Jan. 20, 2001

### **MOST BLOCKED SHOTS — ACC TOURNAMENT GAME**

- \*6 Eric Montross vs. Florida State, quarterfinal, March 11, 1994  
in Charlotte

### **MOST BLOCKED SHOTS — NCAA TOURNAMENT GAME**

- ^8 Brice Johnson vs. Florida Gulf Coast, East 1st round,  
March 17, 2016 in Raleigh

### **MOST BLOCKED SHOTS — SMITH CENTER GAME**

- 10 Brendan Haywood vs. Miami (Fla.), Dec. 4, 2000

### **MOST BLOCKS BY A FRESHMAN**

- 6 Armando Bacot vs. Oregon, Nov. 29, 2019 in The Bahamas
- 6 Ed Davis at Virginia Tech, March 4, 2009
- 6 Rasheed Wallace vs. Virginia, Feb. 19, 1994
- 6 Rasheed Wallace vs. NC State, Jan. 5, 1994
- 5 on eight occasions

### **MOST BLOCKED SHOTS — SINGLE SEASON**

- 120 Brendan Haywood, 2000-01
- 118 John Henson, 2010-11
- 101 John Henson, 2011-12
- 93 Rasheed Wallace, 1994-95
- 91 Brendan Haywood, 1999-00
- 81 Warren Martin, 1985-86
- 81 Warren Martin, 1984-85
- 67 Sam Perkins, 1980-81
- 65 Ed Davis, 2008-09
- 65 Brandan Wright, 2006-07
- 65 Sam Perkins, 1982-83

### **MOST BLOCKED SHOTS — CAREER**

- 304 Brendan Haywood, 1997-2001
- 279 John Henson, 2009-12
- 245 Sam Perkins, 1980-84
- 190 Warren Martin, 1981-86
- 174 Kevin Salvadori, 1990-94
- 169 Eric Montross, 1990-94
- 163 Brice Johnson, 2012-16
- 161 Scott Williams, 1986-90
- 156 Rasheed Wallace, 1993-95
- 155 Danny Green, 2005-2009

### **MOST BLOCKED SHOTS BY YEARS PLAYED**

**Four years:** 304 by Brendan Haywood, 1997-2001

**Three years:** 279 by John Henson, 2009-12

**Two years:** 156 by Rasheed Wallace, 1993-95

### **MOST BLOCKED SHOTS PER GAME — SEASON**

- 3.64 Brendan Haywood, 2000-01 (120 blocks in 33 games)
- 3.19 John Henson, 2010-11 (118 blocks in 37 games)
- 2.89 John Henson, 2011-12 (101 blocks in 35 games)
- 2.79 Warren Martin, 1985-86 (81 blocks in 29 games)
- 2.78 Ed Davis, 2009-10 (64 blocks in 23 games)

### **MOST BLOCKED SHOTS PER GAME — CAREER**

- 2.56 John Henson, 2009-12 (279 blocks in 109 games)
- 2.26 Rasheed Wallace, 1993-95 (156 blocks in 69 games)
- 2.13 Brendan Haywood, 1997-2001 (304 blocks in 141 games)
- 2.11 Ed Davis, 2009-11 (129 blocks in 61 games)
- 1.81 Sam Perkins, 1980-84 (245 blocks in 135 games)

### **MOST STEALS — GAME**

- 9 Derrick Phelps at Georgia Tech, Feb. 2, 1992
- ^8 Ty Lawson vs. Michigan State, April 6, 2009 in Detroit
- 8 Tyler Hansbrough vs. UNC Asheville, Dec. 28, 2005
- 8 Derrick Phelps vs. Central Florida, Dec. 7, 1991
- 8 Dudley Bradley vs. Oregon State, Nov. 30, 1977
- 7 Ty Lawson vs. Michigan State, Dec. 3, 2008 in Detroit
- 7 Derrick Phelps vs. Maryland, Feb. 10, 1994
- 7 George Lynch vs. Florida State, Jan. 27, 1993
- 7 Derrick Phelps vs. Cornell, Jan. 4, 1993
- 7 Derrick Phelps vs. Houston, Dec. 13, 1992
- 7 Jimmy Black vs. Tulsa, Dec. 3, 1981
- \*7 Dudley Bradley vs. Duke, March 3, 1979 in Greensboro
- 7 Dudley Bradley vs. Wake Forest, Dec. 1, 1978 in Greensboro
- 7 Walter Davis vs. Wake Forest, Jan. 14, 1976

### **MOST STEALS — ACC REGULAR-SEASON GAME**

- 9 Derrick Phelps at Georgia Tech, Feb. 2, 1992

### **MOST STEALS — ACC TOURNAMENT GAME**

- \*7 Dudley Bradley vs. Duke, championship, March 3, 1979,  
in Greensboro

### **MOST STEALS — NCAA TOURNAMENT GAME**

- ^8 Ty Lawson vs. Michigan State, April 6, 2009 in Detroit  
(national championship game)

### **MOST STEALS — SMITH CENTER GAME**

- 8 Tyler Hansbrough vs. UNC Asheville, Dec. 28, 2005
- 8 Derrick Phelps vs. Central Florida, Dec. 7, 1991

### **MOST STEALS BY A FRESHMAN**

- 8 Tyler Hansbrough vs. UNC Asheville, Dec. 28, 2005  
(ACC freshman record)

### **MOST STEALS — SINGLE SEASON**

- 97 Dudley Bradley, 1978-79
- 89 George Lynch, 1992-93
- 82 Derrick Phelps, 1992-93
- 78 Derrick Phelps, 1991-92
- 78 Michael Jordan, 1982-83
- 78 Walter Davis, 1976-77
- 75 Ty Lawson, 2008-09
- 72 Raymond Felton, 2004-05
- 71 Walter Davis, 1975-76
- 70 Rick Fox, 1990-91

### **MOST STEALS — CAREER**

- 247 Derrick Phelps, 1990-94
- 241 George Lynch, 1989-93
- 203 Marcus Paige, 2012-16
- 197 Rick Fox, 1987-91
- 195 Kenny Smith, 1983-87
- 192 Ed Cota, 1997-00
- 191 Raymond Felton, 2002-05
- 190 Dudley Bradley, 1975-79
- 184 Ty Lawson, 2006-09
- 183 Mike O'Koren, 1976-80

### **MOST STEALS BY YEARS PLAYED**

**Four years:** 247 by Derrick Phelps, 1990-94

**Three years:** 191 by Raymond Felton, 2002-05



# TRIPLE-DOUBLES & DOUBLE-DOUBLES

## TRIPLE-DOUBLE (10 or More Points, Rebounds and Blocked Shots)

Brendan Haywood vs. Miami (Fla.), Dec. 4, 2000 (18 points, 14 rebounds, 10 blocks)

## TRIPLE-DOUBLE (10 or More Points, Rebounds and Assists)

Jason Capel vs. Buffalo, Dec. 17, 2000 (16 points, 11 rebounds, 10 assists)

*Note: The Charlotte Observer reported that Billy Cunningham had 33 points, 16 rebounds and 11 assists vs. Virginia on Jan. 16, 1965. However, assists were not an official statistic at that point.*

## MOST DOUBLE-DOUBLES, POINTS & REBOUNDS – CAREER

60	Billy Cunningham, 1962-65
51	Antawn Jamison, 1995-98
47	Tyler Hansbrough, 2005-09
47	Sam Perkins, 1980-84
44	Mitch Kupchak, 1972-76
43	Rusty Clark, 1966-69
42	Larry Miller, 1965-68
39	Lennie Rosenbluth, 1954-57
37	John Henson, 2009-12
35	Bobby Jones, 1971-74
33	Pete Brennan, 1955-58

*note: Rosenbluth scored in double figures in five games and Brennan scored in double figures in 19 games in which their rebound totals are unknown*

## MOST DOUBLE-DOUBLES, POINTS & REBOUNDS – SEASON

23	Brice Johnson, 2015-16
22	Billy Cunningham, 1963-64
21	Antawn Jamison, 1997-98
20	Mitch Kupchak, 1974-75
20	Billy Cunningham, 1962-63
20	Doug Moe, 1960-61
19	Tyler Hansbrough, 2007-08
19	Larry Miller, 1966-67
18	John Henson, 2011-12
18	John Henson, 2010-11
18	Sean May, 2004-05
18	Bobby Jones, 1972-73
18	Rusty Clark, 1967-68
18	Billy Cunningham, 1964-65

## MOST DOUBLE-DOUBLES, POINTS & REBOUNDS – FRESHMEN

13	Antawn Jamison, 1995-96
11	<b>Armando Bacot, 2019-20</b>
9	J.R. Reid, 1986-87
9	Sam Perkins, 1980-81
6	Tyler Hansbrough, 2005-06
6	Rasheed Wallace, 1993-94
6	Mike O'Koren, 1976-77

## MOST CONSECUTIVE DOUBLE-DOUBLES, POINTS & REBOUNDS

40	Billy Cunningham, last 20 games in 1962-63 and first 20 games in 1963-64 (second-longest in NCAA history, ACC record)
11	Doug Moe, 1960-61
11	Doug Moe, last two games in 1959-60, first nine in 1960-61
10	Billy Cunningham, 1964-65
9	John Henson, 2010-11
8	Mitch Kupchak, 1975-76
8	Sean May, 2004-05
6	<b>Garrison Brooks, 2019-2020</b>
6	Antawn Jamison, 1997-98
6	Rusty Clark, 1967-68
6	Rusty Clark, 1967-68

*Note: Pete Brennan and Lennie Rosenbluth could have streaks as many as 11 and six games, respectively, but rebound figures are incomplete*



**BILLY CUNNINGHAM** holds the ACC record with 40 consecutive double-doubles.

## MOST CONSECUTIVE DOUBLE-DOUBLES – FRESHMEN

3	<b>Armando Bacot, 2019-20 (twice)</b>
3	Antawn Jamison, 1995-96
3	Mike O'Koren, 1976-77

## MOST DOUBLE-DOUBLES, POINTS & ASSISTS – CAREER

15	Phil Ford, 1974-78
13	Ed Cota, 1996-2000
11	Raymond Felton, 2002-05
8	Kendall Marshall, 2010-12
8	Kenny Smith, 1983-87

## MOST DOUBLE-DOUBLES, POINTS & ASSISTS – SEASON

9	Phil Ford, 1975-76
6	Kendall Marshall, 2011-12
5	Raymond Felton, 2004-05
4	Raymond Felton, 2002-03
4	Ed Cota, 1999-2000
4	Jeff McInnis, 1995-96
4	Kenny Smith, 1986-87
4	Phil Ford, 1976-77

## MOST DOUBLE-DOUBLES, POINTS & ASSISTS — SEASON BY A FRESHMAN

4	Raymond Felton, 2002-03
3	Ed Cota, 1996-97
2	Kendall Marshall, 2010-11
1	Jeff Lebo, 1985-86
1	Phil Ford, 1974-75

## MOST CONSECUTIVE DOUBLE-DOUBLES, POINTS & ASSISTS

3	Kendall Marshall, 2011-12
2	Ty Lawson, 2007-08
2	Raymond Felton (twice in 2002-03, once in 2004-05)
2	Ed Cota, 1996-97
2	Jeff McInnis, 1995-96
2	Steve Bucknall, 1988-89
2	Phil Ford (three times in 1975-76)

## DOUBLE-DOUBLE IN FIRST GAME AS A TAR HEEL (POINTS & REBOUNDS)

Cole Anthony (34/11) vs. Notre Dame, Nov. 6, 2019 (freshman)  
Sam Perkins (20/10) at Alaska-Anchorage, Nov. 28, 1980 (freshman)  
Lennie Rosenbluth (30/23) vs. Clemson, Dec. 4, 1954 (sophomore)



#### AVERAGED A DOUBLE-DOUBLE – SEASON

Luke Maye	14.9 points & 10.5 rebounds, 2018-19
Luke Maye	16.9 points & 10.1 rebounds, 2017-18
Brice Johnson	17.0 points & 10.4 rebounds, 2015-16
John Henson	11.7 points & 10.1 rebounds, 2010-11
Tyler Hansbrough	22.6 points & 10.2 rebounds, 2007-08
Sean May	17.5 points & 10.7 rebounds, 2004-05
Antawn Jamison	22.2 points & 10.5 rebounds, 1997-98
Mitch Kupchak	17.6 points & 11.3 rebounds, 1975-76
Mitch Kupchak	18.5 points & 10.8 rebounds, 1974-75
Bobby Jones	15.0 points & 10.5 rebounds, 1972-73
Robert McAdoo	19.5 points & 10.1 rebounds, 1971-72
Rusty Clark	15.8 points & 11.0 rebounds, 1967-68
Rusty Clark	13.9 points & 10.3 rebounds, 1966-67
Larry Miller	20.9 points & 10.3 rebounds, 1965-66
Billy Cunningham	25.4 points & 14.3 rebounds, 1964-65
Billy Cunningham	26.0 points & 15.8 rebounds, 1963-64
Billy Cunningham	22.7 points & 16.1 rebounds, 1962-63
Jim Hudock	14.9 points & 10.1 rebounds, 1961-62
Doug Moe	20.4 points & 14.0 rebounds, 1960-61
Lee Shaffer	18.2 points & 11.2 rebounds, 1959-60
Doug Moe	16.8 points & 11.3 rebounds, 1959-60
Pete Brennan	21.3 points & 11.7 rebounds, 1957-58
Pete Brennan	14.7 points & 10.4 rebounds, 1956-57
Lennie Rosenbluth	26.7 points & 11.5 rebounds, 1955-56
Lennie Rosenbluth	25.5 points & 11.7 rebounds, 1954-55

#### AVERAGED A DOUBLE-DOUBLE – CAREER

Sean May	15.8 points & 10.0 rebounds, 2002-05
Robert McAdoo	19.5 points & 10.1 rebounds, 1971-72
Rusty Clark	14.7 points & 10.2 rebounds, 1966-69
Billy Cunningham	24.8 points & 15.4 rebounds, 1962-65
Doug Moe	16.5 points & 10.6 rebounds, 1958-61
Pete Brennan	16.4 points & 10.5 rebounds, 1955-58
Lennie Rosenbluth	26.9 points & 10.4 rebounds, 1954-57

#### AVERAGED A DOUBLE-DOUBLE, SHOT 60 PERCENT FG – SEASON

Brice Johnson (17.0 points, 10.4 rebounds, .614 FG%) 2015-16
Mitch Kupchak (18.5 points, 10.8 rebounds, .602 FG%) 1974-75
Bobby Jones (15.0 points, 10.5 rebounds, .601 FG%) 1927-73

#### AVERAGED A DOUBLE-DOUBLE — CONSECUTIVE SEASONS

Billy Cunningham – 1962-63, 1963-64, 1964-65
Luke Maye – 2017-18, 2018-19
Mitch Kupchak, 1974-75, 1975-76
Rusty Clark, 1966-67, 1967-68

#### FOUR TAR HEELS WITH POINTS & REBOUNDS DOUBLE-DOUBLES

Larry Miller (29/10), Charlie Scott (18/14), Rusty Clark (13/13) and Bill Bunting (10/11) vs. Clemson, Feb. 16, 1968 in Charlotte
-----------------------------------------------------------------------------------------------------------------------------------

#### THREE TAR HEELS WITH POINTS & REBOUNDS DOUBLE-DOUBLES

Cole Anthony (20/10), Garrison Brooks (18/12) and Justin Pierce (18/12) at UNCW, Nov. 8, 2019
Luke Maye (21/11), Cameron Johnson (15/11) and Kenny Williams (15/10) at NC State, Jan. 8, 2019
^Tyler Zeller (20/22), Reggie Bullock (17/10) and John Henson (14/10) vs. Ohio, March 23, 2012 in St. Louis
Jawad Williams (24/11), Sean May (19/13) and Rashad McCants (18/13) at Cleveland State, Nov. 29, 2003
Walter Davis (21/10), Tommy LaGarde (16/11) and Mitch Kupchak (13/11) vs. East Tennessee State, Dec. 4, 1974
Dennis Wuyick (25/14), Bill Chamberlain (20/10) and Lee Dedmon (13/11) vs. NC State, March 3, 1971
Bill Bunting (22/10), Rusty Clark (18/15) and Charlie Scott (14/15) vs. Vanderbilt, Dec. 9, 1968 in Charlotte, N.C.
Larry Miller (23/10), Bobby Lewis (18/10) and Bill Bunting (14/11) vs. Furman, Dec. 27, 1966 in Greensboro, N.C.
Charlie Shaffer (22/11), Bob Bennett (12/10) and Billy Cunningham (12/10) vs. Georgia, Dec. 18, 1963
*Billy Cunningham (28/13), Yogi Poteet (18/10) and Charlie Shaffer (18/10) vs. South Carolina, Feb. 28, 1963 in Raleigh
Doug Moe (24/21), Jim Hudock (15/16) and Dick Kepley (13/10) at Virginia, Jan. 14, 1961

\*Lee Shaffer (29/13), York Larese (28/12) and Doug Moe (10/17) vs.

Virginia, March 3, 1960 in Raleigh

\*Lennie Rosenbluth (38/13), Pete Brennan (22/19) and Joe Quigg (18/15) vs. South Carolina, March 9, 1957 in Raleigh

Lennie Rosenbluth (40/12), Pete Brennan (16/11) and Joe Quigg (10/16) at Duke, March 1, 1957

Pete Brennan (26/11), Lennie Rosenbluth (23/16) and Bob Cunningham (11/12) vs. South Carolina, Feb. 22, 1957

Lennie Rosenbluth (47/17), Joe Quigg (19/19) and Pete Brennan (15/10) vs. Furman, Dec. 4, 1956

\*Lennie Rosenbluth (35/10), Joe Quigg (13/14) and Pete Brennan (13/13) vs. Virginia, March 1, 1956 in Raleigh

Lennie Rosenbluth (45/10), Joe Quigg (20/17) and Pete Brennan (15/13) at Clemson, Jan. 14, 1956

Lennie Rosenbluth (22/17), Joe Quigg (12/14) and Pete Brennan (10/12) at Maryland, Dec. 17, 1955

Joe Quigg (15/12), Lennie Rosenbluth (12/11) and Jerry Vayda (11/11) vs. Georgia Tech, Dec. 9, 1955 in Charlotte

#### THREE TAR HEELS WITH DOUBLE-DOUBLES, TWO IN POINTS & REBOUNDS AND ONE IN POINTS & ASSISTS

Tyler Zeller (19/10 rebs), John Henson (13/10 rebs) and Kendall Marshall (20-10 assists) at Duke, March 3, 2012

Jawad Williams (17/12 rebs), Sean May (15/11 rebs) and Raymond Felton (22/11 assists) vs. Wake Forest, Dec. 20, 2003

Brendan Haywood (20/10 rebs), Jason Capel (12/13 rebs) and Ed Cota (10/13 assists) vs. Wake Forest, Feb. 12, 2000

Antawn Jamison (33/11 rebs), Serge Zwikker (14/10 rebs) and Ed Cota (12/11 assists) vs. Duke, March 2, 1997

Antawn Jamison (13/11 rebs), Serge Zwikker (13/11 rebs) and Jeff McInnis (24/10 assists) vs. Dartmouth, Dec. 16, 1995

Rasheed Wallace (22/14 rebs), Jerry Stackhouse (21/10 rebs) and Jeff McInnis (15/10 assists) vs. UNC Asheville, Dec. 31, 1994

Joe Wolf (15/11 rebs), Scott Williams (11/10 rebs) and Jeff Lebo (10/10 assists) vs. East Tennessee State, Feb. 18, 1987

Brad Daugherty (18/11 rebs), Warren Martin (16/10 rebs) and Kenny Smith (14/10 assists) vs. Duke, Jan. 19, 1985

Brad Daugherty (17/10 rebs), Warren Martin (11/10 rebs) and Kenny Smith (10/13 assists) vs. Oral Roberts, Dec. 8, 1984

Mitch Kupchak (24/11 rebs), Tommy LaGarde (15/10 rebs) and Phil Ford (19/11 assists) vs. East Tennessee State, Dec. 20, 1975

Charlie Scott (20/13 rebs), Rusty Clark (13/12 rebs) and Eddie Fogler (10/10 assists) vs. Clemson, Dec. 16, 1968

#### 40 POINTS & 20 REBOUNDS

Billy Cunningham (48/25) vs. Tulane, Dec. 10, 1964

Billy Cunningham (40/28) vs. Maryland, Jan. 13, 1964

Lennie Rosenbluth (45/22) vs. William and Mary, Feb. 7, 1956

#### 40 POINTS & 10 REBOUNDS

Tyler Hansbrough (40/10) vs. Georgia Tech, Feb. 15, 2006

\*Charlie Scott (41/13) vs. Virginia, March 5, 1970 in Charlotte

Billy Cunningham (48/25) vs. Tulane, Dec. 10, 1964

Billy Cunningham (40/28) vs. Maryland, Jan. 13, 1964

\*Lennie Rosenbluth (45/12) vs. Clemson, March 7, 1957 in Raleigh

Lennie Rosenbluth (40/12) at Duke, March 1, 1957

Lennie Rosenbluth (47/17) vs. Furman, Dec. 4, 1956

Lennie Rosenbluth (45/22) vs. Williams & Mary, Feb. 7, 1956

Lennie Rosenbluth (45/10) at Clemson, Jan. 14, 1956

### 30 POINTS & 15 REBOUNDS — GAME

Luke Maye (30/15) at Duke, Feb. 20, 2019  
Luke Maye (33/17) at NC State, Feb. 10, 2018  
Luke Maye (32/18) vs. Boston College, Jan. 9, 2018  
Brice Johnson (39/23) at Florida State, Jan. 4, 2016  
Antawn Jamison (36/16) vs. Maryland, Feb. 14, 1998  
Antawn Jamison (36/15) vs. Pittsburgh, Nov. 29, 1996  
Mitch Kupchak (35/21) at Tulane, Feb. 14, 1976  
Mitch Kupchak (30/17) at Detroit, Feb. 4, 1976  
^Robert McAdoo (30/19) vs. Louisville, March 25, 1972 in Los Angeles  
Billy Cunningham (38/17) vs. Virginia, Feb. 23, 1965  
Billy Cunningham (35/19) vs. Wake Forest, Feb. 9, 1965  
Billy Cunningham (33/16) at Virginia, Jan. 16, 1965  
Billy Cunningham (35/15) at Wake Forest, Jan. 6, 1965  
Billy Cunningham (48/25) vs. Tulane, Dec. 10, 1964  
\*Billy Cunningham (34/15) vs. South Carolina, March 5, 1964 in Raleigh  
Billy Cunningham (31/22) at Maryland, Feb. 18, 1964  
Billy Cunningham (33/18) vs. Clemson, Feb. 14, 1964 in Charlotte  
Billy Cunningham (30/25) vs. Virginia Tech, Jan. 18, 1964  
Billy Cunningham (40/28) vs. Maryland, Jan. 13, 1964  
Billy Cunningham (32/20) at Kentucky, Dec. 9, 1963  
Billy Cunningham (31/16) at Duke, Feb. 23, 1963  
Billy Cunningham (32/16) vs. Wake Forest, Feb. 9, 1963  
Pete Brennan (32/22) vs. Wake Forest, Jan. 4, 1958  
Lennie Rosenbluth (47/17) vs. Furman, Dec. 4, 1956  
Lennie Rosenbluth (45/22) vs. William and Mary, Feb. 7, 1956  
Lennie Rosenbluth (35/16) vs. Villanova, Dec. 29, 1955 in Raleigh  
Lennie Rosenbluth (32/25) vs. Virginia, Jan. 11, 1955  
Lennie Rosenbluth (37/25) vs. South Carolina, Dec. 9, 1954

### 30 POINTS & 10 REBOUNDS — GAME

Garrison Brooks (35/11) vs. Georgia Tech, Jan. 4, 2020  
Cole Anthony (34/11) vs. Notre Dame, Nov. 6, 2019  
Luke Maye (30/15) at Duke, Feb. 20, 2019  
Luke Maye (31/12) vs. NC State, Feb. 5, 2019  
Luke Maye (33/17) at NC State, Feb. 10, 2018  
Luke Maye (31/12) vs. NC State, Jan. 27, 2018  
Luke Maye (32/18) vs. Boston College, Jan. 9, 2018  
Brice Johnson (39/23) at Florida State, Jan. 4, 2016  
Tyler Zeller (31/10) vs. Appalachian State, Dec. 17, 2011  
Tyler Hansbrough (32/12) at NC State, Feb. 20, 2008  
Tyler Hansbrough (39/13) vs. Clemson, Feb. 10, 2008  
Tyler Hansbrough (40/10) vs. Georgia Tech, Feb. 15, 2006  
Sean May (32/12) vs. Florida State, March 3, 2005  
Joseph Forte (38/10) vs. Tulsa, Nov. 11, 2000  
Antawn Jamison (36/16) vs. Maryland, Feb. 14, 1998  
Antawn Jamison (35/11) vs. Duke, Feb. 5, 1998  
Antawn Jamison (36/14) at NC State, Jan. 21, 1998  
Antawn Jamison (33/11) vs. Duke, March 2, 1997  
Antawn Jamison (36/15) vs. Pittsburgh, Nov. 29, 1996  
Rasheed Wallace (30/11) vs. Pittsburgh, Nov. 29, 1994  
J.R. Reid (30/13) at Illinois, Dec. 19, 1987  
J.R. Reid (31/13) vs. NC State, Jan. 18, 1987  
Brad Daugherty (31/14) vs. Wake Forest, Jan. 11, 1986 in Greensboro  
Brad Daugherty (33/11) at Fordham, Jan. 9, 1986  
Sam Perkins (30/10) at Clemson, Feb. 2, 1983  
Sam Perkins (36/10) at Virginia, Jan. 15, 1983  
^Al Wood (39/10) vs. Virginia, March 28, 1981 in Philadelphia  
Sam Perkins (30/13) vs. Rutgers, Dec. 22, 1980 in Charlotte  
Mitch Kupchak (35/21) at Tulane, Feb. 14, 1976  
Mitch Kupchak (30/17) at Detroit, Feb. 4, 1976  
^Mitch Kupchak (36/13) vs. Boston College, March 22, 1975 in Providence, R.I.  
\*Walter Davis (31/12) vs. Wake Forest, March 6, 1975 in Greensboro  
Mitch Kupchak (30/11) vs. Utah, Dec. 28, 1974 in Greensboro  
Mitch Kupchak (31/10) at Houston, Dec. 7, 1974  
^Robert McAdoo (30/19) vs. Louisville, March 25, 1972 in Los Angeles  
~Bill Chamberlain (34/10) vs. Georgia Tech, March 27, 1971 in New York City  
Dennis Wuycik (30/11) vs. Virginia, Dec. 15, 1970  
Dennis Wuycik (39/12) vs. Creighton, Dec. 12, 1970 in Charlotte  
\*Charlie Scott (41/13) vs. Virginia, March 5, 1970 in Charlotte  
Charlie Scott (32/12) vs. Clemson, Feb. 13, 1970 in Charlotte  
Charlie Scott (33/13) vs. NC State, Feb. 9, 1970  
Charlie Scott (31/10) at Wake Forest, Feb. 5, 1970  
Bill Bunting (30/12) vs. Maryland, Feb. 1, 1969  
Charlie Scott (34/11) vs. Oregon, Dec. 2, 1968 in Greensboro

\*Larry Miller (32/11) vs. Duke, March 11, 1967 in Greensboro  
Bobby Lewis (36/11) at NC State, Feb. 14, 1967  
Larry Miller (38/11) vs. Virginia, Jan. 28, 1967  
Larry Miller (31/14) vs. Princeton, Jan. 2, 1967  
Bobby Lewis (32/11) vs. Princeton, Dec. 27, 1965 in Greensboro  
Larry Miller (32/14) vs. Richmond, Dec. 8, 1965  
Billy Cunningham (38/17) vs. Virginia, Feb. 23, 1965  
Billy Cunningham (36/10) vs. Clemson, Feb. 20, 1965 in Charlotte  
Billy Cunningham (35/19) vs. Wake Forest, Feb. 9, 1965  
Billy Cunningham (33/16) at Virginia, Jan. 16, 1965  
Billy Cunningham (35/15) at Wake Forest, Jan. 6, 1965  
Billy Cunningham (30/14) vs. Vanderbilt, Dec. 14, 1964 in Greensboro  
Billy Cunningham (48/25) vs. Tulane, Dec. 10, 1964  
\*Billy Cunningham (34/15) vs. South Carolina, March 5, 1964 in Raleigh  
Billy Cunningham (31/22) at Maryland, Feb. 18, 1964  
Billy Cunningham (33/18) vs. Clemson, Feb. 14, 1964 in Charlotte  
Billy Cunningham (33/12) vs. Wake Forest, Feb. 8, 1964  
Billy Cunningham (30/25) vs. Virginia Tech, Jan. 18, 1964  
Billy Cunningham (40/28) vs. Maryland, Jan. 13, 1964  
Billy Cunningham (32/20) at Kentucky, Dec. 9, 1963  
Billy Cunningham (31/16) at Duke, Feb. 23, 1963  
Billy Cunningham (32/16) vs. Wake Forest, Feb. 9, 1963  
Billy Cunningham (33/13) vs. Maryland, Feb. 7, 1963  
Billy Cunningham (33/11) at Virginia, Jan. 19, 1963  
York Larese (30/12) at Wake Forest, Feb. 11, 1961  
Doug Moe (32/13) at Duke, Feb. 6, 1959  
Pete Brennan (32/22) vs. Wake Forest, Jan. 4, 1958  
^Lennie Rosenbluth (39/10) vs. Canisius, March 15, 1957 in Philadelphia  
\*Lennie Rosenbluth (38/13) vs. South Carolina, March 9, 1957 in Raleigh  
\*Lennie Rosenbluth (45/12) vs. Clemson, March 7, 1957 in Raleigh  
Lennie Rosenbluth (40/12) at Duke, March 1, 1957  
Lennie Rosenbluth (35/13) vs. Duke, Feb. 9, 1957  
Lennie Rosenbluth (30/11) vs. Virginia, Jan. 12, 1957  
Lennie Rosenbluth (36/14) vs. Utah, Dec. 27, 1956 in Raleigh  
Lennie Rosenbluth (47/17) vs. Furman, Dec. 4, 1956  
\*Lennie Rosenbluth (35/10) vs. Virginia, March 1, 1956 in Raleigh  
Lennie Rosenbluth (31/14) vs. Duke, Feb. 24, 1956  
Lennie Rosenbluth (45/22) vs. Williams & Mary, Feb. 7, 1956  
Lennie Rosenbluth (45/10) at Clemson, Jan. 14, 1956  
Lennie Rosenbluth (35/16) vs. Villanova, Dec. 29, 1955 in Raleigh  
Lennie Rosenbluth (31/14) vs. South Carolina, Dec. 10, 1955  
Lennie Rosenbluth (32/25) vs. Virginia, Jan. 11, 1955  
Lennie Rosenbluth (30/13) vs. Southern California, Dec. 27, 1954 in Raleigh  
Lennie Rosenbluth (39/11) at William & Mary, Dec. 11, 1954  
Lennie Rosenbluth (37/25) vs. South Carolina, Dec. 9, 1954

### 20 POINTS & 10 ASSISTS — GAME

Kendall Marshall (20/10) at Duke, March 3, 2012  
Kendall Marshall (22/13) at NC State, Feb. 22, 2012  
Ty Lawson (22/11) vs. Notre Dame, Nov. 26, 2008 in Lahaina, Maui  
Ty Lawson (23/10) at Miami, Jan. 23, 2008  
Raymond Felton (22/11) vs. Wake Forest, Dec. 20, 2003 (30T)  
\*Raymond Felton (20/10) vs. Maryland, March 14, 2003 in Greensboro  
^Ed Cota (20/10) vs. Weber State, March 11, 1999 in Seattle  
Shammond Williams (21/13) at Richmond, Nov. 19, 1997  
^Jeff McInnis (25/11) vs. New Orleans, March 15, 1996 in Richmond, Va.  
Jeff McInnis (24/10) vs. Dartmouth, Dec. 16, 1995  
Jeff McInnis (20/13) vs. Florida State, Jan. 25, 1995  
Derrick Phelps (22/10) at Florida State, Jan. 26, 1994  
King Rice (22/13) vs. Kentucky, Dec. 27, 1989 in Louisville, Ky.  
Jimmy Black (21/10) vs. Clemson, Jan. 27, 1982  
Phil Ford (24/14) vs. NC State, Feb. 23, 1977  
Phil Ford (22/10) vs. Maryland, Jan. 25, 1976  
Phil Ford (27/10) vs. Seton Hall, Dec. 4, 1975 in New York City  
Darrell Elston (20/11) vs. Georgia Tech, Feb. 9, 1974

^ NCAA Tournament

\* ACC Tournament

~ NIT



## MISCELLANEOUS RECORDS

### MOST GAMES PLAYED — SINGLE SEASON

- 40 Nate Britt, Justin Jackson, Kennedy Meeks, Seventh Woods, 2016-17 (*ties ACC record*)
- 40 Joel Berry II, Isaiah Hicks, Justin Jackson, Brice Johnson, Theo Pinson, 2015-16 (*ties ACC record*)
- 39 Tyler Hansbrough, Wayne Ellington, Danny Green, Deon Thompson, Marcus Ginyard, 2007-08
- 38 Joel Berry II, Tony Bradley, 2016-17
- 38 Nate Britt, Isaiah Hicks, Justin Jackson, Joel James, Brice Johnson, Marcus Paige, J.P. Tokoto, 2014-15
- 38 Harrison Barnes, Reggie Bullock, James Michael McAdoo, Justin Watts, Tyler Zeller, 2011-12
- 38 Ed Davis, Larry Drew II, Wayne Ellington, Bobby Frasor, Danny Green and Deon Thompson, 2008-09
- 38 Wayne Ellington, Tyler Hansbrough, Ty Lawson, Wes Miller, Alex Stepheson, Reyshawn Terry and Deon Thompson, 2006-07
- 38 Vince Carter, Brendan Haywood, Makhtar Ndiaye, Ademola Okulaja and Shammond Williams, 1997-98
- 38 George Lynch, Eric Montross, Henrik Rodl, Kevin Salvadori, Pat Sullivan, 1992-93

### MOST GAMES PLAYED — CAREER

- 152 Deon Thompson, 2006-10 (*ACC record*)
- 151 Nate Britt, 2013-17
- 151 Isaiah Hicks, 2013-17
- 148 Brice Johnson, 2012-16
- 145 Danny Green, 2005-09
- 144 Joel Berry II, 2014-18
- 144 Kennedy Meeks, 2013-17
- 143 Marcus Ginyard, 2005-10
- 142 Tyler Hansbrough, 2005-09
- 141 Luke Maye, 2015-19
- 141 Marcus Paige, 2012-16
- 141 Brendan Haywood, 1997-2001

### MOST CAROLINA WINS PLAYED — SINGLE SEASON

- 36 Tyler Hansbrough, Wayne Ellington, Danny Green, Deon Thompson, Marcus Ginyard in 2007-08
- 34 Ed Davis, Larry Drew II, Wayne Ellington, Bobby Frasor, Danny Green and Deon Thompson in 2008-09
- 34 Alex Stepheson, Quentin Thomas, 2007-08
- 34 Vince Carter, Brendan Haywood, Makhtar Ndiaye, Ademola Okulaja and Shammond Williams in 1997-98
- 34 George Lynch, Eric Montross, Henrik Rodl, Kevin Salvadori and Pat Sullivan in 1992-93

### MOST CAROLINA WINS PLAYED — CAREER

- 123 Danny Green, 2005-09 (23 in 2005-06, 30 in 2006-07, 36 in 2007-08, 34 in 2008-09)
- 121 Deon Thompson, 2006-10 (31 in 2006-07, 36 in 2007-08, 34 in 2008-09, 20 in 2009-10)
- 120 Tyler Hansbrough, 2005-09 (23 in 2005-06, 31 in 2006-07, 36 in 2007-08, 30 in 2008-09)
- 116 Nate Britt (24 in 2013-14, 26 in 2014-15, 33 in 2015-16, 33 in 2016-17)
- 116 Isaiah Hicks (24 in 2013-14, 26 in 2014-15, 33 in 2015-16, 33 in 2016-17)

### MOST ACC WINS PLAYED — CAREER (includes ACC Tournament games)

- 59 Luke Maye, 2015-19 (51 regular season, 8 ACC Tournament)
- 59 Nate Britt, 2013-17 (52 regular season, 7 ACC Tournament)
- 59 Isaiah Hicks, 2013-17 (52 regular season, 7 ACC Tournament)
- 58 Brice Johnson, 2012-16
- 58 Marcus Paige, 2012-16
- 58 Danny Green, 2005-09
- 58 Tyler Hansbrough, 2005-09
- 57 Quentin Thomas, 2004-08
- 55 Joel Berry, 2014-18
- 55 Kennedy Meeks, 2013-17
- 55 Sam Perkins, 1980-84



**DANNY GREEN** played in 123 wins, the most by any Tar Heel player. Carolina won 124 games in his career from 2005-09, most by any four-year class.

### MOST ACC TOURNAMENT WINS — CAREER

- 10 Joel Berry, 2014-18
- 10 Eric Montross, 1990-94
- 10 Derrick Phelps, 1990-94

### MOST MINUTES PLAYED (SINCE 1980)

- 4633 Ed Cota, 1996-2000
- 4570 Marcus Paige, 2012-16
- 4459 Sam Perkins, 1980-84
- 4396 Ademola Okulaja, 1995-99
- 4394 Tyler Hansbrough, 2005-09

### HIGHEST MINUTES PER GAME AVERAGE IN A SEASON (SINCE 2003)

- 35.6 Marcus Paige, 2013-14
- 34.9 Garrison Brooks, 2019-20**
- 34.9 Cole Anthony, 2019-20
- 34.6 Raymond Felton, 2003-04
- 33.7 David Noel, 2005-06

### ONLY NCAA PLAYER WITH 1,000 POINTS, 1,000 ASSISTS AND 500 REBOUNDS

Ed Cota (1,262 points, 1,030 assists and 517 rebounds)

### MOST WINS BY A CLASS (Four-year span)

- 124 2009 (Michael Copeland, Bobby Frasor, Marcus Ginyard, Danny Green, Tyler Hansbrough)
- 123 2008 (Quentin Thomas)
- 121 2019 (Luke Maye, Kenny Williams)
- 121 2010 (Deon Thompson)
- 118 2018 (Joel Berry II, Theo Pinson)
- 117 1984 (Matt Doherty, Cecil Exum, Sam Perkins)
- 116 2017 (Nate Britt, Isaiah Hicks, Kennedy Meeks)
- 116 1989 (Steve Bucknall, Jeff Lebo)

### MOST PERSONAL FOULS

- 443 Scott Williams (1986-1990) (*ACC record*)

### MOST GAMES PLAYED WITHOUT FOULING OUT

- 138 Ed Cota (1996-2000) (*ACC record*)





# FRESHMAN RECORDS

## MOST GAMES PLAYED

40	Seventh Woods, 2016-17
38	Tony Bradley, 2016-17
38	Justin Jackson, 2014-15
38	James Michael McAdoo, 2011-12
38	Ed Davis, 2009-09
38	Larry Drew II, 2008-09
38	Wayne Ellington, 2006-07
38	Ty Lawson, 2006-07
38	Brendan Haywood, 1997-98

## MOST WINS PLAYED IN

34	Ed Davis and Larry Drew II, 2008-09
----	-------------------------------------

## MOST POINTS — GAME

*40	Harrison Barnes vs. Clemson, March 12, 2011 in Greensboro
40	Tyler Hansbrough vs. Georgia Tech, Feb. 15, 2006
34	Cole Anthony vs. Notre Dame, Nov. 6, 2019
34	Coby White vs. Syracuse, Feb. 26, 2019
33	Coby White vs. Miami, Feb. 9, 2019
33	Coby White vs. Texas, Nov. 22, 2018 in Las Vegas

## MOST POINTS — SEASON

600	Joseph Forte, 1999-2000
594	Rashad McCants, 2002-03
587	Tyler Hansbrough, 2005-06
580	Harrison Barnes, 2010-11
562	Coby White, 2018-19

## HIGHEST SCORING AVERAGE — SEASON

18.9	Tyler Hansbrough, 2005-06
18.5	Cole Anthony, 2019-20
17.0	Rashad McCants, 2002-03
16.7	Joseph Forte, 1999-2000
16.4	Phil Ford, 1974-75

## MOST POINTS IN FIRST GAME (20 or more)

34	Cole Anthony vs. Notre Dame, Nov. 6, 2019
28	Rashad McCants vs. Penn State, Preseason NIT, Nov. 18, 2002
24	Joseph Forte vs. Southern California, Nov. 22, 1999 in Lahaina, Maui
21	Tyler Hansbrough vs. Gardner-Webb, Nov. 19, 1995
21	Jerry Vayda vs. Citadel, Dec. 1, 1952
20	Sam Perkins at Alaska-Anchorage, Nov. 28, 1980

## MOST DOUBLE-FIGURE SCORING GAMES TO START A FRESHMAN SEASON

20	Rashad McCants, 2002-03
18	Brandan Wright, 2006-07
6	Tony Bradley, 2016-17
6	Michael Jordan, 1981-82
5	J.R. Reid, 1986-87
5	Kenny Smith, 1983-84
5	Jerry Vayda, 1952-53

## MOST GAMES SCORING IN DOUBLE FIGURES (season)

33	Rashad McCants, 2002-03
33	Brandan Wright, 2006-07
32	Joseph Forte, 1999-00
32	Sam Perkins, 1980-81
31	J.R. Reid, 1986-87

## MOST 20-POINT GAMES

14	Tyler Hansbrough, 2005-06
12	Rashad McCants, 2002-03
10	Phil Ford, 1974-75
9	Cole Anthony, 2019-20
9	Joseph Forte, 1999-00



**BRANDAN WRIGHT** shot a UNC freshman-record 64.6 percent from the floor in 2006-07.

## MOST POINTS, TWO FRESHMEN IN A GAME

50	Coby White (27), Nassir Little (23) vs. Virginia Tech, Jan. 21, 2019
*48	Harrison Barnes (40), Kendall Marshall (8) vs. Clemson, March 12, 2011 in Greensboro
48	Raymond Felton (28), Rashad McCants (20) at NC State, Jan. 26, 2003
46	Tyler Hansbrough (40), Danny Green (6) vs. Georgia Tech, Feb. 15, 2006
45	Coby White (34), Nassir Little (11) vs. Syracuse, Feb. 26, 2019
45	Rashad McCants (28), Sean May (17) vs. Penn State, Nov. 18, 2002, Preseason NIT

## MOST POINTS — SMITH CENTER

40	Tyler Hansbrough vs. Georgia Tech, Feb. 15, 2006
34	Cole Anthony vs. Notre Dame, Nov. 6, 2019
34	Coby White vs. Syracuse, Feb. 26, 2019
33	Coby White vs. Miami, Feb. 9, 2019 (OT)
31	J.R. Reid vs. NC State, Jan. 18, 1987

## MOST POINTS — ACC TOURNAMENT GAME

*40	Harrison Barnes vs. Clemson, March. 12, 2011 in Greensboro
*29	Phil Ford vs. Clemson, March. 7, 1974 in Greensboro
*25	Phil Ford vs. Wake Forest, March. 6, 1974 in Greensboro
*24	Phil Ford vs. NC State, March. 8, 1974 in Greensboro
*23	Tyler Hansbrough vs. Boston College, March. 11, 2006 in Greensboro

## MOST POINTS — NCAA TOURNAMENT GAME

^31	Mike O'Koren vs. UNLV, March 26, 1977 in Atlanta
^31	J.R. Reid vs. Notre Dame, March 19, 1987 in East Rutherford, N.J.
^28	Joseph Forte vs. Tulsa, March 26, 2000 at Austin, Texas
^27	J.R. Reid vs. Michigan, March 14, 1987 in Charlotte
^24	Tyler Hansbrough vs. Murray State, March 17, 2006 in Dayton, Ohio
^24	Phil Ford vs. Syracuse, March 20, 1974 in Providence, R.I.

## MOST POINTS — TWO FRESHMEN IN AN NCAA TOURNAMENT GAME

^42	Mike O'Koren (31), Rich Yonakor (11) vs. UNLV, March 26, 1977 in Atlanta
^39	Tyler Hansbrough (24), Danny Green (15) vs. Murray State, March 17, 2006 in Dayton, Ohio
^38	J.R. Reid (27), Scott Williams (11) vs. Michigan, March 14, 1987 in Charlotte
^37	Nassir Little (20), Coby White (17) vs. Washington, March 24, 2019 in Columbus, Ohio
^35	J.R. Reid (31), Scott Williams (4) vs. Notre Dame, March 19, 1987 in East Rutherford, N.J.
^35	Harrison Barnes (22), Kendall Marshall (13) vs. Washington, March 25, 2011 in Charlotte

**MOST POINTS — CONSECUTIVE GAMES**

65	Tyler Hansbrough, 2005-06 (25 at Miami, 40 vs. Georgia Tech)
62	Coby White, 2018-19 (34 vs. Syracuse, 28 at Clemson)
58	Harrison Barnes, 2010-11 (*18 vs. Miami in Greensboro, *40 vs. Clemson in Greensboro)
58	J.R. Reid, 1986-87 (^27 vs. Michigan in Charlotte, ^31 vs. Notre Dame in East Rutherford, N.J.)
57	Tyler Hansbrough, 2005-06 (40 vs. Georgia Tech, 17 vs. Wake Forest)
57	Antawn Jamison, 1995-96 (26 vs. NC State, 32 at Maryland)

**MOST POINTS - THREE CONSECUTIVE GAMES BY A FRESHMAN**

82	Cole Anthony, 2019-20 (34 vs. Notre Dame, 20 at UNCW, 28 vs. Gardner-Webb)
82	Tyler Hansbrough, 2005-06 (25 at Miami, 40 vs. Georgia Tech, 17 at Wake Forest)
80	Harrison Barnes, 2010-11 (*40 vs. Clemson in Greensboro, *16 vs. Duke in Greensboro, ^24 vs. Long Island in Charlotte)
79	Tyler Hansbrough, 2005-06 (14 vs. Duke, 25 at Miami, 40 vs. Georgia Tech)
78	Phil Ford, 1974-75 (*25 vs. Wake Forest, *29 vs. Clemson, *24 vs. NC State, all in Greensboro)

**MOST FIELD GOALS — GAME**

^15	J.R. Reid vs. Notre Dame, March 19, 1987 in East Rutherford, N.J.
14	Antawn Jamison at Maryland, Jan. 6, 1996
^14	Mike O'Koren vs. UNLV, March 26, 1977 in Atlanta
14	Walter Davis vs. Duke, March 2, 1974
13	Tyler Hansbrough vs. Georgia Tech, Feb. 15, 2006
13	Sam Perkins vs. Rutgers, Dec. 22, 1980 in Charlotte
13	Mitch Kupchak at Wake Forest, Jan. 17, 1973

**MOST FIELD GOALS — SEASON**

228	Brandan Wright, 2006-07
228	Joseph Forte, 1999-2000
215	Rashad McCants, 2002-03
210	Harrison Barnes, 2010-11
201	Antawn Jamison, 1995-96

**HIGHEST FIELD GOAL PERCENTAGE — GAME**

1.000	Rasheed Wallace (9x9) vs. Colorado State, Dec. 9, 1993
1.000	Rasheed Wallace (8 of 8) vs. Marshall, Jan. 2, 1994
1.000	Mike O'Koren (8 of 8) vs. Oral Roberts, Dec. 27, 1976 in Portland
1.000	Mike O'Koren (8 of 8) vs. Georgia Tech, Feb. 4, 1977 in Charlotte
1.000	Brandan Wright (7 of 7) vs. Wake Forest, Feb. 10, 2007
1.000	Kris Lang (7 of 7) at Clemson, Feb. 4, 1999

**HIGHEST FIELD GOAL PERCENTAGE — SEASON (min. 4 FG per game)**

.646	Brandan Wright, 2006-07 (228 of 353)
.626	Sam Perkins, 1980-81 (199 of 318)
.624	Antawn Jamison, 1995-96 (201 of 322)
.604	Al Wood, 1977-78 (125 of 207)
.584	J.R. Reid, 1986-87 (198 of 339)

**MOST THREE-POINTERS MADE — GAME**

8	Raymond Felton at NC State, Jan. 26, 2003
7	Cole Anthony at Syracuse, Feb. 29, 2020
7	Coby White vs. Miami, Feb. 9, 2019
7	Coby White vs. Texas, Nov. 22, 2018 in Las Vegas
6	Cole Anthony vs. Notre Dame, Nov. 6, 2019
6	Coby White vs. Syracuse, Feb. 26, 2019
6	Coby White at Clemson, Mar. 2, 2019
*6	Harrison Barnes vs. Clemson, Mar. 12, 2011 in Greensboro
6	Joseph Forte vs. Wake Forest, Feb. 12, 2000

**MOST THREE-POINTERS MADE — NCAA TOURNAMENT GAME**

^4	Coby White vs. Washington, March. 24, 2019 in Columbus, Ohio
^4	Harrison Barnes vs. Washington, March 20, 2011 in Charlotte
^3	Justin Jackson vs. Wisconsin, March 26, 2015 in Los Angeles
^3	Harrison Barnes vs. Marquette, March 25, 2011 in Newark, N.J.
^3	Ty Lawson vs. Michigan State, March 17, 2007 in Winston-Salem
^3	Joseph Forte vs. Florida, April 1, 2000 in Indianapolis
^3	Jeff McInnis vs. Boston College, March 20, 1994 in Landover, Md.

**MOST THREE-POINTERS MADE — SEASON**

82	Coby White, 2018-19
72	Rashad McCants, 2002-03
69	Raymond Felton, 2002-03
67	Harrison Barnes, 2010-11
66	Wayne Ellington, 2006-07

**HIGHEST THREE-POINT PERCENTAGE — SEASON (MIN. 25 MADE)**

.415	Jeff McInnis, 1993-94 (27 of 65)
.414	Rashad McCants, 2002-03 (72 of 174)
.371	Wayne Ellington, 2006-07 (66 of 178)
.359	Joseph Forte, 1999-00 (56 of 156)
.358	Raymond Felton, 2002-03 (69 of 193)

**HIGHEST THREE-POINT PERCENTAGE — SEASON (MIN. 50 MADE)**

.414	Rashad McCants, 2002-03 (72 of 174)
.371	Wayne Ellington, 2006-07 (66 of 178)
.359	Joseph Forte, 1999-00 (56 of 156)
.358	Raymond Felton, 2002-03 (69 of 193)
.353	Coby White, 2018-19 (82 of 232)

**MOST FREE THROWS MADE — GAME**

*15	Phil Ford vs. Clemson, March 7, 1975 in Greensboro
14	Cole Anthony vs. Boston College, Feb. 1, 2020
14	Tyler Hansbrough vs. NC State, Jan. 7, 2006
14	Tyler Hansbrough vs. Georgia Tech, Feb. 15, 2006
13	Tyler Hansbrough vs. Miami, Jan. 14, 2006

**HIGHEST FREE THROW PERCENTAGE — GAME (MIN. 10 ATTEMPTS)**

1.000	Cole Anthony vs. Boston College, Feb. 1, 2020 (14 of 14)
1.000	Tyler Hansbrough vs. NC State, Jan. 7, 2006 (14 of 14)
1.000	Phil Ford vs. Virginia, Jan. 22, 1975 (12 of 12)
1.000	J.R. Reid vs. Marquette, Feb. 15, 1987 (11 of 11)
1.000	Walter Davis at Clemson, Jan. 9, 1974 (11 of 11)

**HIGHEST FREE THROW PERCENTAGE — SEASON (MIN. 50 MADE)**

.854	Jason Capel, 1998-99 (76 of 89)
.847	Marvin Williams, 2004-05 (138 of 163)
.839	P.J. Hairston, 2011-12 (52 of 62)
.836	Marcus Paige, 2012-13 (51 of 61)
.836	Wayne Ellington, 2006-07 (51 of 61)

**HIGHEST FREE THROW PERCENTAGE — SEASON (MIN. 100 MADE)**

.847	Marvin Williams, 2004-05 (138 of 163)
.800	Coby White, 2018-19 (104 of 130)
.783	Phil Ford, 1974-75 (126 of 161)
.741	Sam Perkins, 1980-81 (152 of 205)
.739	Tyler Hansbrough, 2005-06 (187 of 253)

**MOST REBOUNDS — SEASON**

309	Antawn Jamison, 1996-97
289	Sam Perkins, 1980-81
268	J.R. Reid, 1986-87
<b>264</b>	<b>Armando Bacot, 2019-20</b>
250	Ed Davis, 2008-09

**HIGHEST REBOUNDING AVERAGE**

9.6	Antawn Jamison, 1996-97 (309 in 32 games)
<b>8.3</b>	<b>Armando Bacot, 2019-20 (264 in 32 games)</b>
7.8	Tyler Hansbrough, 2005-06 (243 in 31 games)
7.8	Sam Perkins, 1980-81 (289 in 37 games)
7.4	J.R. Reid, 1986-87 (268 in 36 games)

**MOST REBOUNDS — GAME**

20	Antawn Jamison at Virginia, Jan. 17, 1996
<b>16</b>	<b>Armando Bacot vs. Virginia, Feb. 15, 2020</b>
^16	Harrison Barnes vs. LIU, March 18, 2011 in Charlotte
*16	Rasheed Wallace vs. Florida State, March 11, 1994 in Charlotte
16	Rasheed Wallace vs. Marshall, Jan. 2, 1994
16	James Worthy vs. Detroit, Dec. 15, 1979



**ARMANDO BACOT** had one of his 11 double-doubles in 2019-20 in the win over Elon. His 11 double-doubles are the second most by a UNC freshman.

#### **MOST REBOUNDS — NCAA TOURNAMENT GAME**

- ^16 Harrison Barnes vs. LIU, March 18, 2011 in Charlotte
- ^15 Marvin Williams vs. Iowa State, March 20, 2005 in Charlotte
- ^13 Kennedy Meeks vs. Iowa State, March 23, 2014 in San Antonio
- ^13 Rasheed Wallace vs. Boston College, March 20, 1994 in Landover, Md.
- ^11 Sam Perkins vs. Kansas State, March 21, 1981 in Salt Lake City
- ^11 Sam Perkins vs. Utah, March 19, 1981 in Salt Lake City
- ^11 Mike O'Koren vs. Marquette, March 28, 1977 in Atlanta

#### **MOST DOUBLE-DOUBLES — SEASON (ALL POINTS AND REBOUNDS)**

- 13 Antawn Jamison, 1995-96
- 11 Armando Bacot, 2019-20**
- 9 J.R. Reid, 1986-87
- 9 Sam Perkins, 1980-81
- 6 Tyler Hansbrough, 2005-06
- 6 Rasheed Wallace, 1993-94
- 6 Mike O'Koren, 1976-77

#### **MOST POINTS AND ASSISTS DOUBLE-DOUBLES — SEASON**

- 4 Raymond Felton, 2002-03
- 3 Ed Cota, 1996-97
- 2 Kendall Marshall, 2010-11
- 1 Jeff Lebo, 1985-86
- 1 Phil Ford, 1974-75

#### **MOST CONSECUTIVE DOUBLE-DOUBLES**

- 3 Armando Bacot, 2019-20 (twice)**
- 3 Antawn Jamison, 1995-96
- 3 Mike O'Koren, 1976-77

#### **MOST ASSISTS — GAME**

- 16 Kendall Marshall vs. Florida State, Feb. 6, 2011
- ^14 Kendall Marshall vs. Washington, March 20, 2011 in Charlotte
- ~14 Raymond Felton vs. Wyoming, March 24, 2003
- 13 Jeff Lebo vs. Manhattan, Dec. 27, 1985 in Miami
- 12 Bobby Frasier vs. Saint Louis, Dec. 7, 2005
- 12 Ed Cota vs. USC, Dec. 6, 1996 in Charlotte

#### **MOST ASSISTS — FIRST GAME AS A FRESHMAN**

- 10 Raymond Felton vs. Penn State, Nov. 18, 2002 (ties ACC record)
- 7 Bobby Frasier vs. Gardner-Webb, Nov. 19, 2005
- 7 Ed Cota vs. Arizona, Nov. 22, 1996 in Springfield, Mass.
- 5 Cole Anthony vs. Notre Dame, Nov. 6, 2020
- 5 Jason Capel vs. Appalachian State, Nov. 13, 1998
- 5 Kenny Smith vs. Missouri, Nov. 26, 1983 in Greensboro

#### **MOST ASSISTS — NCAA TOURNAMENT GAME**

- ^14 Kendall Marshall vs. Washington, March 20, 2011 in Charlotte
- ^10 Kendall Marshall vs. LIU, March 18, 2011 in Charlotte
- ^10 Ed Cota vs. Fairfield, March 13, 1997 in Winston-Salem
- ^9 Ed Cota vs. Louisville, March 23, 1997 in Syracuse, N.Y.
- ^9 Phil Ford vs. Syracuse, March 20, 1975 in Providence, R.I.

#### **MOST ASSISTS — SEASON**

- 235 Raymond Felton, 2002-03
- 234 Ed Cota, 1996-97
- 230 Kendall Marshall, 2010-11
- 213 Ty Lawson, 2006-07
- 161 Marcus Paige, 2012-13
- 161 Phil Ford, 1974-75

#### **HIGHEST ASSIST AVERAGE**

- 6.88 Ed Cota, 1996-97 (234 in 34 games)
- 6.71 Raymond Felton, 2002-03 (235 in 35 games)
- 6.22 Kendall Marshall, 2010-11 (230 in 37 games)
- 5.61 Ty Lawson, 2006-07 (213 in 38 games)
- 5.19 Phil Ford, 1974-75 (161 in 31 games)

#### **MOST BLOCKS — GAME**

- 6 Armando Bacot vs. Oregon, Nov. 29, 2019 in The Bahamas**
- 6 Ed Davis at Virginia Tech, March 4, 2009
- 6 Rasheed Wallace vs. Virginia, Feb. 19, 1994
- 6 Rasheed Wallace vs. NC State, Jan. 5, 1994
- 5 Rasheed Wallace vs. Clemson, Jan. 15, 1994
- 5 Rasheed Wallace vs. Marshall, Jan. 2, 1994
- 5 Rasheed Wallace vs. Cincinnati, Nov. 19, 1993
- 5 John Henson at Wake Forest, Feb. 27, 2010
- ^5 Brandon Wright vs. Eastern Kentucky, March 17, 2007 in Winston-Salem
- 5 Sean May vs. Kansas, Nov. 27, 2002 in New York City
- 5 J.R. Reid at Hawai'i-Loa, Nov. 29, 1986
- 5 Sam Perkins vs. Virginia, Feb. 3, 1981

#### **MOST BLOCKED SHOTS — SEASON**

- 67 Sam Perkins, 1980-81
- 65 Ed Davis, 2008-09
- 65 Brandon Wright, 2006-07
- 63 Rasheed Wallace, 1993-94
- 60 John Henson, 2009-10

#### **MOST STEALS — GAME**

- 8 Tyler Hansbrough vs. UNC Asheville, Dec. 28, 2005
- 6 Joseph Forte vs. Georgia Tech, March 1, 2000
- 6 Kenny Smith vs. Dartmouth, Dec. 21, 1983
- ^5 Marcus Paige vs. Kansas, March 24, 2013 in Kansas City, Mo.
- 5 Bobby Frasier vs. Saint Louis, Dec. 7, 2005
- 5 Raymond Felton at Florida State, Dec. 22, 2002
- 5 Ed Cota vs. Arizona, Nov. 22, 1996 in Springfield, Mass.
- 5 George Lynch vs. Maryland, Feb. 17, 1990
- 5 Jeff Lebo vs. Missouri, Nov. 29, 1985 in Anchorage, Alaska
- 5 Jeff Lebo vs. Maryland, Feb. 20, 1986
- 5 Mike O'Koren at Michigan State, Dec. 6, 1976
- 5 Mike O'Koren vs. Clemson, Jan. 5, 1977 in Greensboro

#### **MOST STEALS — SEASON**

- 58 Ty Lawson, 2006-07
- 57 Ed Cota, 1996-97
- 56 Raymond Felton, 2002-03
- 54 Joseph Forte, 1999-00
- 49 Rashad McCants, 2002-03

\* ACC Tournament

^ NCAA Tournament

~ NIT





# SINGLE-GAME POINTS, REBOUNDS AND ASSISTS

## POINTS (30 or more)

No.	Player	Opponent	Date and Site
49	Bobby Lewis	Florida State	Dec. 16, 1965
48	Billy Cunningham	Tulane	Dec. 10, 1964
47	Lennie Rosenbluth	Furman	Dec. 4, 1956
*45	Lennie Rosenbluth	vs. Clemson	March 7, 1957 in Raleigh
45	Lennie Rosenbluth	William & Mary	Feb. 7, 1956
45	Lennie Rosenbluth	at Clemson	Jan. 14, 1956
45	George Glamack	Clemson	Feb. 10, 1941
43	Charlie Scott	Wake Forest	Jan. 17, 1970
43	Bobby Lewis	Richmond	Dec. 8, 1965
42	Shammond Williams	at Georgia Tech	Feb. 8, 1998
41	Kenny Smith	at Clemson	Jan. 28, 1987
*41	Charlie Scott	vs. Virginia	March 5, 1970 in Charlotte
*40	Harrison Barnes	vs. Clemson	March 12, 2011 in Greensboro
40	Tyler Hansbrough	Georgia Tech	Feb. 15, 2006
*40	Charlie Scott	vs. Duke	March 8, 1969 in Charlotte
40	Billy Cunningham	Maryland	Jan. 13, 1964
40	Lennie Rosenbluth	at Duke	March 1, 1957
39	Brice Johnson	at Florida State	Jan. 4, 2016
39	Tyler Hansbrough	Clemson	Feb. 10, 2008
39	Michael Jordan	vs. Georgia Tech	Jan. 29, 1983 in Greensboro
^39	Al Wood	vs. Virginia	March 28, 1981 in Philadelphia
^39	Dennis Wuycik	vs. Creighton	Dec. 12, 1970 in Charlotte
^39	Lennie Rosenbluth	vs. Canisius	March 15, 1957 in Philadelphia
39	Lennie Rosenbluth	at William & Mary	Dec. 11, 1954
38	Joseph Forte	Tulsa	Nov. 11, 2000
38	Larry Miller	Virginia	Jan. 28, 1967
38	Billy Cunningham	Virginia	Feb. 23, 1965
*38	Lennie Rosenbluth	vs. South Carolina	March 9, 1957 in Raleigh
37	Bobby Lewis	Wake Forest	Feb. 3, 1966
37	York Larese	vs. Duke	Dec. 29, 1959 in Raleigh
37	Lennie Rosenbluth	South Carolina	Dec. 9, 1954
36	Wayne Ellington	at Clemson	Jan. 6, 2008
36	Joseph Forte	Florida State	Feb. 22, 2001
36	Antawn Jamison	Maryland	Feb. 14, 1998
36	Antawn Jamison	at NC State	Jan. 21, 1998
36	Antawn Jamison	Pittsburgh	Nov. 29, 1996
36	Sam Perkins	at Virginia	Jan. 15, 1983
^36	Mitch Kupchak	vs. Boston College	March 22, 1975 in Providence, R.I.
36	Charlie Scott	at Tulane	Dec. 20, 1969
36	Bobby Lewis	at NC State	Feb. 14, 1967
36	Billy Cunningham	vs. Clemson	Feb. 20, 1965 in Charlotte
36	York Larese	at South Carolina	Feb. 8, 1961
36	Lennie Rosenbluth	vs. Utah	Dec. 27, 1956 in Raleigh
35	Garrison Brooks	Georgia Tech	Jan. 4, 2020
35	Marcus Paige	at NC State	Feb. 26, 2014
35	Tyler Hansbrough	at Miami	Jan. 23, 2008
35	Antawn Jamison	Duke	Feb. 5, 1998
35	Hubert Davis	at Duke	March 8, 1992
35	Mitch Kupchak	at Tulane	Feb. 14, 1976
35	Charlie Scott	at Clemson	Jan. 15, 1970
^35	Charlie Scott	vs. Drake	March 22, 1969 in Louisville, Ky.
35	Bobby Lewis	Virginia	Feb. 22, 1966
35	Bobby Lewis	Wake Forest	Feb. 9, 1965
35	Billy Cunningham	Wake Forest	Feb. 9, 1965
35	Bobby Lewis	at Virginia	Jan. 16, 1965
35	Billy Cunningham	at Wake Forest	Jan. 6, 1965
35	Lennie Rosenbluth	Duke	Feb. 9, 1957
*35	Lennie Rosenbluth	vs. Virginia	March 1, 1956 in Raleigh
35	Lennie Rosenbluth	vs. Villanova	Dec. 29, 1955 in Raleigh
34	Cole Anthony	Notre Dame	Nov. 6, 2019
34	Coby White	Syracuse	Feb. 26, 2019
34	Justin Jackson	vs. Kentucky	Dec. 17, 2016 in Las Vegas
34	Wayne Ellington	Maryland	Feb. 3, 2009
34	Tyler Hansbrough	vs. Notre Dame	Nov. 26, 2008 in Lahaina, Maui
34	Hubert Davis	at Florida State	Feb. 27, 1992
34	Al Wood	at South Florida	Dec. 3, 1979
34	Phil Ford	Duke	Feb. 25, 1978
~34	Bill Chamberlain	vs. Georgia Tech	March 27, 1971 in New York City
34	Charlie Scott	vs. Oregon	Dec. 2, 1968 in Greensboro
34	Charlie Scott	Duke	Jan. 4, 1969
34	Charlie Scott	NC State	Feb. 12, 1968
34	Bobby Lewis	at NYU	Feb. 9, 1966
34	Bobby Lewis	at Wake Forest	Jan. 5, 1966
34	Bobby Lewis	William & Mary	Dec. 4, 1965
*34	Billy Cunningham	vs. South Carolina	March 5, 1964 in Raleigh
34	Lennie Rosenbluth	Clemson	Jan. 11, 1957
34	Lennie Rosenbluth	at Virginia	Feb. 11, 1956
33	Coby White	Miami	Feb. 9, 2019
33	Coby White	vs. Texas	Nov. 22, 2018 in Las Vegas
33	Luke Maye	at NC State	Feb. 10, 2018
^33	Tyler Hansbrough	vs. Michigan State	March 17, 2007 in Winston-Salem
33	Joseph Forte	Virginia	Jan. 24, 2001
33	Antawn Jamison	Duke	March 2, 1997
*33	Rasheed Wallace	vs. Maryland	March 11, 1995 in Greensboro
33	Brad Daugherty	at Fordham	Jan. 9, 1986
33	Al Wood	Virginia	Feb. 3, 1981
33	Al Wood	vs. Virginia Tech	Feb. 3, 1979 in Charlotte
33	Charlie Scott	NC State	Feb. 9, 1970
33	Larry Miller	vs. Oregon State	Dec. 30, 1967 in Portland, Ore.
33	Bobby Lewis	vs. South Carolina	Feb. 19, 1966 in Charlotte
33	Bobby Lewis	vs. Utah	Dec. 30, 1965 in Raleigh
33	Bobby Lewis	at Vanderbilt	Dec. 11, 1965
33	Larry Miller	at Ohio State	Dec. 6, 1965
33	Billy Cunningham	at Virginia	Jan. 16, 1965
33	Billy Cunningham	vs. Clemson	Feb. 14, 1964 in Charlotte
33	Billy Cunningham	Wake Forest	Feb. 8, 1964
33	Billy Cunningham	Maryland	Feb. 7, 1963
33	Billy Cunningham	at Virginia	Jan. 19, 1963
33	Lennie Rosenbluth	Wake Forest	Feb. 15, 1956
33	George Glamack	Lehigh	Jan. 2, 1941
32	Cameron Johnson	at Clemson	Jan. 30, 2018
32	Luke Maye	Boston College	Jan. 9, 2018
32	Marcus Paige	vs. Louisville	Nov. 24, 2013 in Uncasville, Conn.
^32	Tyler Zeller	vs. Long Island	March 18, 2011 in Charlotte
32	Tyler Hansbrough	at NC State	Feb. 20, 2008
32	Sean May	Florida State	March 3, 2005
^32	Shammond Williams	vs. UNC Charlotte	March 14, 1998 in Hartford, Conn.
32	Michael Jordan	NC State	Feb. 18, 1984
32	Michael Jordan	at Duke	March 5, 1983
32	Michael Jordan	Duke	Jan. 22, 1983
*32	Al Wood	vs. Duke	Feb. 29, 1980 in Greensboro
32	Al Wood	vs. Niagara	Dec. 30, 1978 in Rochester, N.Y.
32	Phil Ford	at NC State	Jan. 19, 1977 in Raleigh
32	Charlie Scott	vs. Clemson	Feb. 13, 1970 in Charlotte
32	Charlie Scott	vs. Rice	Jan. 3, 1970 in Charlotte
^32	Charlie Scott	vs. Davidson	March 15, 1969 in College Park, Md.
32	Larry Miller	at Virginia Tech	Feb. 10, 1968
*32	Larry Miller	vs. Duke	March 11, 1967 in Greensboro
32	Bobby Lewis	vs. Princeton	Dec. 27, 1965 in Greensboro
32	Larry Miller	Richmond	Dec. 8, 1965
32	Charlie Shaffer	at Tulane	Dec. 16, 1963 in New Orleans
32	Billy Cunningham	at Kentucky	Dec. 9, 1963
32	Billy Cunningham	Wake Forest	Feb. 9, 1963
32	Doug Moe	at Duke	Feb. 6, 1959
32	York Larese	Maryland	Feb. 4, 1959
32	Tommy Kearns	Clemson	Dec. 7, 1957
32	Pete Brennan	at NC State	Feb. 18, 1958
32	Pete Brennan	Wake Forest	Jan. 4, 1958
32	Lennie Rosenbluth	vs. Duke	Dec. 28, 1956 in Raleigh
32	Lennie Rosenbluth	Virginia	Jan. 11, 1955
32	Jim Jordan	Greensboro O.R.D.	Feb. 5, 1946
32	George Glamack	Wake Forest	Jan. 14, 1941
31	Luke Maye	NC State	Feb. 5, 2019
31	Joel Berry II	Miami	Feb. 27, 2018
31	Luke Maye	NC State	Jan. 27, 2018
31	Joel Berry II	at Clemson	Jan. 3, 2017
31	Tyler Zeller	Appalachian State	Dec. 17, 2011
31	Tyler Hansbrough	at NC State	Jan. 31, 2009
31	Rashad McCants	at Georgia Tech	Feb. 10, 2004
31	Antawn Jamison	at Georgia Tech	Feb. 8, 1998
31	Antawn Jamison	at Maryland	Jan. 6, 1996
31	Scott Williams	Virginia	Jan. 13, 1990



**LUKE MAYE is the only Tar Heel to score 30 points at both NC State and Duke. He had 33 in Raleigh in 2018 and 30 at Duke in 2019.**

31	Kevin Madden	Chattanooga	Nov. 18, 1988
^31	J.R. Reid	vs. Notre Dame	March 19, 1987 in E. Rutherford, N.J.
31	J.R. Reid	NC State	Jan. 18, 1987
31	Brad Daugherty	vs. Wake Forest	Jan. 11, 1986 in Greensboro
31	Brad Daugherty	UCLA	Nov. 24, 1985
31	Sam Perkins	at St. John's	Dec. 29, 1983
31	Mike O'Koren	vs. Virginia Tech	Feb. 4, 1978 in Charlotte
31	Phil Ford	vs. BYU	Dec. 28, 1977 in Honolulu, Hawai'i
^31	Mike O'Koren	vs. UNLV	March 26, 1977 in Atlanta
*31	Walter Davis	vs. Wake Forest	March 6, 1975 in Greensboro
31	Mitch Kupchak	at Houston	Dec. 7, 1974
31	Walter Davis	Duke	March 2, 1974
31	George Karl	Virginia	Jan. 25, 1973
31	Robert McAdoo	NC State	Feb. 7, 1972
31	Charlie Scott	at Wake Forest	Feb. 5, 1970
*31	Larry Miller	vs. Wake Forest	March 7, 1968 in Charlotte
^31	Bobby Lewis	vs. Boston College	March 18, 1967 in College Park, Md.
*31	Larry Miller	vs. Wake Forest	March 10, 1967 in Greensboro
31	Larry Miller	Princeton	Jan. 2, 1967
31	Bobby Lewis	vs. Vanderbilt	Dec. 14, 1964 in Greensboro
31	Billy Cunningham	at Maryland	Feb. 18, 1964
31	Billy Cunningham	at Duke	Feb. 23, 1963
31	York Larese	at Kansas State	Dec. 16, 1960
31	Pete Brennan	vs. Furman	Dec. 12, 1957 in Charlotte
^31	Lennie Rosenbluth	vs. Michigan State	March 22, 1957 in Kansas City, Mo.
31	Lennie Rosenbluth	Duke	Feb. 24, 1956
31	Lennie Rosenbluth	South Carolina	Dec. 10, 1955
31	Lennie Rosenbluth	at Maryland	Feb. 12, 1955
^31	George Glamack	vs. Dartmouth	March 22, 1941 in Madison, Wis.
31	George Glamack	NC State	Feb. 12, 1941
30	Garrison Brooks	NC State	Feb. 25, 2020
30	Luke Maye	at Duke	Feb. 20, 2019
30	Marcus Paige	at Florida State	Jan. 4, 2016
30	Tyler Zeller	Maryland	Feb. 29, 2012
30	Rashad McCants	Clemson	March 2, 2004
30	Rasheed Wallace	Pittsburgh	Nov. 29, 1994
30	Hubert Davis	NC State	Feb. 22, 1992
30	Hubert Davis	Wake Forest	Feb. 8, 1992
30	Steve Bucknall	Clemson	Feb. 1, 1989
30	J.R. Reid	LaSalle	Jan. 9, 1988
30	J.R. Reid	at Illinois	Dec. 19, 1987
30	Brad Daugherty	Wake Forest	Feb. 20, 1985
30	Sam Perkins	at Clemson	Feb. 2, 1983

30	Sam Perkins	vs. Rutgers	Dec. 22, 1980 in Charlotte
*30	Phil Ford	vs. Wake Forest	March 2, 1978 in Greensboro
30	Phil Ford	Virginia	Feb. 18, 1978
30	Phil Ford	vs. NC State	Dec. 3, 1977 in Greensboro
30	Phil Ford	vs. Tulane	Feb. 12, 1977 in Greensboro
30	Mitch Kupchak	at Detroit	Feb. 4, 1976
30	Phil Ford	Wake Forest	Jan. 14, 1976
30	Phil Ford	vs. Wake Forest	Jan. 2, 1976 in Greensboro
30	Mitch Kupchak	vs. Utah	Dec. 28, 1974 in Greensboro
^30	Robert McAdoo	vs. Louisville	March 25, 1972 in Los Angeles
30	Dennis Wuycik	at NC State	Feb. 8, 1971
30	Dave Chadwick	Clemson	Jan. 14, 1971
30	Dennis Wuycik	Virginia	Dec. 15, 1970
30	Charlie Scott	Virginia	Feb. 3, 1970
30	Bill Bunting	Maryland	Feb. 1, 1969
30	Charlie Scott	at Georgia Tech	Jan. 14, 1969
30	Bill Bunting	Virginia Tech	Jan. 11, 1969
30	Larry Miller	at Clemson	Jan. 13, 1968
30	Larry Miller	Virginia Tech	Dec. 2, 1967
30	Bobby Lewis	at Ohio State	Dec. 6, 1965
30	Billy Cunningham	at Maryland	Jan. 30, 1965
30	Billy Cunningham	vs. Vanderbilt	Dec. 14, 1964 in Greensboro
30	Billy Cunningham	Virginia Tech	Jan. 18, 1964
30	York Larese	vs. South Carolina	Feb. 17, 1961 in Charlotte
30	York Larese	at Wake Forest	Feb. 11, 1961
30	York Larese	vs. Villanova	Dec. 30, 1960 in Raleigh
30	Lennie Rosenbluth	at Wake Forest	Feb. 26, 1957
30	Lennie Rosenbluth	Virginia	Jan. 12, 1957
30	Lennie Rosenbluth	vs. Dartmouth	Dec. 21, 1956 in Boston
30	Lennie Rosenbluth	vs. South Carolina	Jan. 13, 1956 in Charlotte
30	Lennie Rosenbluth	vs. Southern Cal	Dec. 27, 1954 in Raleigh
30	Lennie Rosenbluth	Clemson	Dec. 4, 1954
30	Tony Radovich	Virginia	Jan. 11, 1955
30	Vince Grimaldi	at The Citadel	Dec. 1, 1951
30	George Glamack	Washington & Lee	Feb. 17, 1941

#### REBOUNDS (15 or more)

No.	Player	Opponent	Date and Site
30	Rusty Clark	Maryland	Feb. 21, 1968
28	Billy Cunningham	Maryland	Jan. 13, 1964
27	Billy Cunningham	vs. Clemson	Feb. 16, 1963 in Charlotte
25	Billy Cunningham	Tulane	Dec. 10, 1964
25	Billy Cunningham	vs. South Carolina	Feb. 15, 1964 in Charlotte
25	Billy Cunningham	Virginia Tech	Jan. 18, 1964
25	Lennie Rosenbluth	Virginia	Jan. 11, 1955
25	Lennie Rosenbluth	South Carolina	Dec. 9, 1954
24	Sean May	Duke	March 6, 2005
24	Billy Cunningham	at Georgia	Dec. 3, 1964
23	Brice Johnson	at Florida State	Jan. 4, 2016
23	Billy Cunningham	Virginia	Feb. 20, 1963
23	Pete Brennan	at Clemson	Jan. 18, 1958
23	Paul Likins	Clemson	Dec. 4, 1955
23	Lennie Rosenbluth	Clemson	Dec. 4, 1955
^22	Tyler Zeller	vs. Ohio	March 23, 2012 in St. Louis
22	Billy Cunningham	at Maryland	Feb. 18, 1964
22	Pete Brennan	Wake Forest	Jan. 4, 1958
22	Lennie Rosenbluth	William & Mary	Feb. 7, 1956
21	Brice Johnson	at Duke	March 5, 2016
21	Tyler Hansbrough	at Florida State	Feb. 3, 2008
21	Sean May	Duke	Feb. 5, 2004
21	Sean May	Akron	Dec. 14, 2003
21	Mitch Kupchak	at Tulane	Feb. 14, 1976
21	Bobby Jones	Duke	Jan. 20, 1973
21	Billy Cunningham	vs. South Carolina	Feb. 19, 1965 in Charlotte
21	Billy Cunningham	vs. South Carolina	Feb. 15, 1963 in Charlotte
21	Doug Moe	at Virginia	Jan. 14, 1961
*21	Lee Shaffer	vs. Clemson	March 5, 1959 in Raleigh
21	Lennie Rosenbluth	Virginia	Jan. 10, 1956
20	Luke Maye	at Boston College	March 5, 2019
20	Serge Zwikker	vs. USC	Dec. 7, 1996 in Charlotte
20	Antawn Jamison	at Virginia	Jan. 17, 1996
20	Mike O'Koren	Duke	Jan. 13, 1979
20	Mitch Kupchak	Clemson	Jan. 9, 1975
20	Billy Cunningham	at Kentucky	Dec. 9, 1963
20	Billy Cunningham	at Duke	Feb. 2, 1963
20	Jim Hudock	South Carolina	Jan. 15, 1962
20	Lee Shaffer	vs. Notre Dame	Jan. 2, 1960 in Charlotte





**KENNEDY MEEKS** grabbed a career-high 17 rebounds in the 2017 NCAA South Regional championship game against Kentucky. He went on to average 12.0 rebounds in the Final Four where UNC won its sixth NCAA Tourney title.

19	Brice Johnson	Duke	Feb. 17, 2016
19	Sean May	Kentucky	Dec. 4, 2004
19	Mitch Kupchak	Wake Forest	Jan. 14, 1976
^19	Robert McAdoo	vs. Louisville	March 25, 1972 in Los Angeles
19	Rusty Clark	Tulane	Dec. 9, 1966
19	Billy Cunningham	Wake Forest	Feb. 9, 1965
19	Doug Moe	Clemson	Jan. 31, 1961
19	Doug Moe	vs. Clemson	Feb. 19, 1960 in Charlotte
*19	Pete Brennan	vs. South Carolina	March 9, 1957 in Raleigh
19	Pete Brennan	at William & Mary	Jan. 8, 1957
19	Joe Quigg	Furman	Dec. 4, 1956
19	Lennie Rosenbluth	vs. South Carolina	Jan. 13, 1956 in Charlotte
18	Luke Maye	Boston College	Jan. 9, 2018
18	Tyler Zeller	at Wake Forest	Jan. 31, 2012
*18	John Henson	vs. Duke	March 13 2011 in Greensboro
18	Tyler Hansbrough	Duke	Feb. 6, 2008
18	Sean May	at Duke	Feb. 9, 2005
*18	Antawn Jamison	vs. Duke	March 8, 1998 in Greensboro
*18	Brad Daugherty	vs. Wake Forest	March 8, 1985 in Atlanta
*18	Mike O'Koren	vs. Texas A&M	March 9, 1980 in Denton, Texas
18	Mitch Kupchak	Virginia	Feb. 21, 1976
18	Robert McAdoo	at Princeton	Dec. 6, 1971
18	Lee Dedmon	vs. Bowling Green	Dec. 30, 1969 in Greensboro
18	Rusty Clark	vs. Princeton	Dec. 30, 1968 in New York City
^18	Rusty Clark	vs. Boston College	March 18, 1967 in College Park, Md.
18	Larry Miller	vs. NYU	Dec. 17, 1966 in Greensboro
18	Billy Cunningham	NC State	Jan. 13, 1965
18	Billy Cunningham	vs. Clemson	Feb. 14, 1964 in Charlotte
18	Billy Cunningham	vs. Notre Dame	Jan. 4, 1964 in Greensboro
18	Billy Cunningham	at Tulane	Dec. 16, 1963
18	Billy Cunningham	at Clemson	Dec. 3, 1963
18	Billy Cunningham	at Maryland	Jan. 14, 1963
18	Billy Cunningham	Clemson	Dec. 5, 1962
18	Doug Moe	vs. Villanova	Dec. 30, 1960 in Raleigh
18	Doug Moe	at Creighton	Dec. 19, 1960
18	Dick Kepley	LSU	Dec. 5, 1960
18	Doug Moe	vs. South Carolina	Feb. 20, 1960 in Charlotte
17	Luke Maye	at NC State	Feb. 10, 2018
17	Luke Maye	at Davidson	Dec. 1, 2017 in Charlotte
^17	Kennedy Meeks	vs. Kentucky	March 26, 2017
17	Brice Johnson	at Virginia Tech	Jan. 24, 2016
17	Brice Johnson	East Carolina	Dec. 7, 2014
17	John Henson	Duke	Feb. 8, 2012
17	Tyler Zeller	NC State	Jan. 26, 2012
17	John Henson	Wisconsin	Nov. 30, 2011
17	John Henson	Lipscomb	Nov. 12, 2010
17	Tyler Hansbrough	Duke	March 4, 2007
^17	Sean May	vs. Iowa State	March 20, 2005 in Charlotte

17	Brendan Haywood	at Maryland	Feb. 26, 2000
17	Ademola Okulaja	FIU	Nov. 16, 1998
17	Antawn Jamison	at Georgia Tech	Feb. 15, 1997
17	Eric Montross	Clemson	Jan. 15, 1994
*17	Eric Montross	vs. Georgia Tech	March 14, 1993 in Charlotte
17	Sam Perkins	LSU	Jan. 29, 1984
17	Sam Perkins	vs. Oklahoma	Dec. 29, 1982 in Honolulu
^17	Al Wood	vs. Kansas State	March 21, 1981 in Salt Lake City
17	Al Wood	at Wake Forest	Jan. 22, 1981
17	Mitch Kupchak	at Detroit	Feb. 4, 1976
17	Mitch Kupchak	at Virginia	Feb. 22, 1975
17	Bobby Jones	vs. Nebraska	Jan. 6, 1973 in Greensboro
17	Lee Dedmon	Florida State	Feb. 22, 1971
17	Lee Dedmon	vs. Rice	Jan. 3, 1970 in Charlotte
17	Lee Dedmon	at Wake Forest	Jan. 18, 1969
^17	Rusty Clark	vs. Davidson	March 16, 1968 in College Park, Md.
17	Rusty Clark	Virginia Tech	Dec. 2, 1967
17	Rusty Clark	NC State	Jan. 11, 1967
17	Larry Miller	vs. Clemson	Feb. 18, 1966 in Charlotte
17	Larry Miller	NC State	Jan. 13, 1966
17	Billy Cunningham	Virginia	Feb. 23, 1965
17	Billy Cunningham	Virginia	Feb. 3, 1964
17	Billy Cunningham	South Carolina	Dec. 2, 1963
17	Billy Cunningham	Yale	Jan. 2, 1963
17	Billy Cunningham	at Kentucky	Dec. 17, 1962
17	Jim Hudock	vs. South Carolina	Feb. 17, 1961 in Charlotte
17	Doug Moe	Duke	Dec. 31, 1960 in Raleigh
17	Doug Moe	LSU	Dec. 5, 1960
*17	Doug Moe	vs. Virginia	March 3, 1960 in Raleigh
17	Pete Brennan	vs. Michigan State	March 22, 1957 in Kansas City, Mo.
^17	Lennie Rosenbluth	vs. Yale	March 12, 1957 in New York City
17	Lennie Rosenbluth	Furman	Dec. 4, 1956
17	Joe Quigg	at Clemson	Jan. 14, 1956
17	Lennie Rosenbluth	at Maryland	Dec. 17, 1955
16	Armando Bacot	Virginia	Feb. 15, 2020
16	Luke Maye	Duke	March 9, 2019
16	Luke Maye	Gonzaga	Dec. 15, 2018
16	Luke Maye	vs. Arkansas	Nov. 24, 2017 in Portland, Ore.
16	Kennedy Meeks	at Clemson	Jan. 3, 2017
16	Kennedy Meeks	vs. Wisconsin	Nov. 23, 2016 in Lahaina, Maui
16	Brice Johnson	UNCG	Dec. 28, 2015
16	John Henson	at Virginia Tech	Jan. 19, 2012
^16	Harrison Barnes	vs. Long Island	March 18, 2011 in Charlotte
16	John Henson	NC State	Jan. 29, 2011
16	Ed Davis	at Maryland	Feb. 7, 2010
16	Ed Davis	at Coll. of Charleston	Jan. 4, 2010
16	Sean May	Virginia	Feb. 16, 2005
16	Sean May	Miami	Jan. 7, 2004
16	Jason Capel	Texas A&M	Dec. 30, 2001
16	Jason Capel	vs. St. Joseph's	Dec. 22, 2001 in Charlotte
16	Joseph Forte	Duke	Feb. 1, 2001
16	Brendan Haywood	Virginia	Jan. 21, 1999
16	Antawn Jamison	Maryland	Feb. 14, 1998
^16	Antawn Jamison	vs. Colorado	March 15, 1997 in Winston-Salem
*16	Rasheed Wallace	vs. Florida State	March 11, 1994 in Charlotte
16	Rasheed Wallace	Marshall	Jan. 2, 1994
16	George Lynch	vs. Michigan	Dec. 29, 1992 in Honolulu
16	George Lynch	at Ohio State	Dec. 22, 1992
^16	Joe Wolf	vs. UAB	March 15, 1986 in Ogden, Utah
16	Brad Daugherty	at Duke	March 2, 1986
16	Brad Daugherty	Clemson	Feb. 23, 1985
16	James Worthy	Detroit	Dec. 15, 1979
16	Bobby Jones	East Tenn. State	Dec. 5, 1973
16	Bobby Jones	vs. Virginia Tech	Dec. 9, 1972 in Charlotte
16	Bobby Jones	Biscayne	Nov. 25, 1972
16	Robert McAdoo	at Maryland	Feb. 16, 1972
16	Lee Dedmon	at Duke	March 6, 1971
16	Bill Bunting	Duke	Jan. 4, 1969
16	Rusty Clark	at Kentucky	Dec. 7, 1968
^16	Larry Miller	vs. St. Bonaventure	March 15, 1968 in Raleigh
*16	Rusty Clark	vs. South Carolina	March 8, 1968 in Charlotte
16	Rusty Clark	Virginia	Feb. 6, 1968
16	Rusty Clark	vs. Penn State	Dec. 3, 1966 in Greensboro
16	Larry Miller	William & Mary	Dec. 4, 1965
16	Billy Cunningham	Duke	Feb. 27, 1965
16	Billy Cunningham	Maryland	Jan. 30, 1965
16	Billy Cunningham	at Virginia	Jan. 16, 1965
16	Billy Cunningham	at Duke	Feb. 23, 1963
16	Billy Cunningham	Wake Forest	Feb. 9, 1963
16	Billy Cunningham	at Wake Forest	Jan. 9, 1963
16	Billy Cunningham	at Indiana	Dec. 15, 1962
16	Doug Moe	vs. Clemson	Feb. 18, 1961 in Charlotte
16	Jim Hudock	at Virginia	Jan. 14, 1961
16	Doug Moe	Virginia	Dec. 6, 1960
16	Doug Moe	Wake Forest	Feb. 11, 1960



16	Dick Kepley	Virginia	Dec. 8, 1958
16	Joe Quigg	at Duke	March 1, 1957
16	Lennie Rosenbluth	South Carolina	Feb. 22, 1957
16	Lennie Rosenbluth	at Virginia	Feb. 11, 1956
16	Lennie Rosenbluth	vs. Villanova	Dec. 29, 1955 in Raleigh
16	Bob Young	at South Carolina	Jan. 14, 1955
15	Armando Bacot	vs. Alabama	Nov. 27, 2019 in The Bahamas
15	Luke Maye	at Duke	Feb. 20, 2019
15	Luke Maye	at Michigan	Nov. 28, 2018
15	Theo Pinson	NC State	Jan. 27, 2018
15	Luke Maye	Wake Forest	Dec. 30, 2017
15	Luke Maye	Florida State	Jan. 14, 2017
15	Kennedy Meeks	at Tulane	Nov. 11, 2016
*15	Isaiah Hicks	vs. Notre Dame	March 11, 2016 in Washington, D.C.
15	Brice Johnson	Miami	Feb. 20, 2016
^15	Tyler Zeller	vs. Vermont	March 16, 2012 in Greensboro
15	John Henson	Maryland	Feb. 27, 2011
15	John Henson	at NC State	Feb. 23, 2011
15	Ed Davis	Rutgers	Dec. 28, 2009
15	Ed Davis	Nevada	Nov. 29, 2009
15	Tyler Hansbrough	at Virginia Tech	March 4, 2009
15	Tyler Hansbrough	at Duke	March 8, 2008
15	Tyler Hansbrough	at Virginia Tech	Jan. 13, 2007
^15	Marvin Williams	vs. Iowa State	March 20, 2005 in Charlotte
15	Sean May	Miami	Jan. 22, 2005
15	Sean May	at Duke	March 6, 2004
^15	Brendan Haywood	vs. Missouri	March 17, 2000 in Birmingham, Ala.
15	Ademola Okulaja	Louisville	Dec. 17, 1998
15	Antawn Jamison	Hampton	Dec. 16, 1997
15	Antawn Jamison	Florida State	Feb. 6, 1997
15	Antawn Jamison	vs. LSU	Dec. 18, 1996 in Greensboro
15	Antawn Jamison	Pittsburgh	Nov. 29, 1996
15	Antawn Jamison	Wake Forest	Jan. 27, 1996
15	Antawn Jamison	at Texas	Dec. 30, 1995
*15	George Lynch	vs. Maryland	March 12, 1993 in Charlotte
15	Eric Montross	vs. G. Washington	Dec. 3, 1993 in Charlotte
*15	Rick Fox	vs. Virginia	March 9, 1991 in Charlotte
^15	J.R. Reid	vs. Loyola-Marymount	March 19, 1988 in Salt Lake City
15	J.R. Reid	at Duke	Jan. 10, 1987
^15	Brad Daugherty	vs. Louisville	March 20, 1986 in Houston
15	Sam Perkins	vs. Furman	Dec. 2, 1983 in Palo Alto, Calif.
15	Sam Perkins	NC State	Jan. 19, 1983
*15	Sam Perkins	vs. Wake Forest	March 6, 1981 in Landover, Md.
15	Jeff Wolf	Yale	Feb. 4, 1980
15	Mitch Kupchak	Duke	Feb. 28, 1976
15	Tommy LaGarde	at South Florida	Dec. 22, 1975
*15	Mitch Kupchak	vs. Clemson	March 7, 1975 in Greensboro
15	Mitch Kupchak	at Virginia Tech	Feb. 17, 1975
15	Mitch Kupchak	Virginia	Jan. 22, 1975
~15	Bobby Jones	vs. Purdue	March 16, 1974 in New York City
~15	Bobby Jones	vs. Oral Roberts	March 17, 1973 in New York City
^15	Robert McAdoo	vs. Florida State	March 23, 1972 in Los Angeles
15	Rusty Clark	The Citadel	Dec. 22, 1969
15	Charlie Scott	vs. Vanderbilt	Dec. 9, 1968 in Charlotte
15	Rusty Clark	vs. Vanderbilt	Dec. 9, 1968 in Charlotte
15	Larry Miller	at Duke	March 2, 1968
15	Rusty Clark	South Carolina	Feb. 28, 1968
15	Rusty Clark	Maryland	Feb. 22, 1967
15	Larry Miller	Virginia	Feb. 22, 1966
15	Billy Cunningham	at NC State	Feb. 17, 1965
15	Billy Cunningham	at Wake Forest	Jan. 6, 1965
15	Billy Cunningham	vs. Alabama	Dec. 19, 1964 in Blacksburg, Va.
*15	Billy Cunningham	vs. South Carolina	March 5, 1964 in Raleigh
15	Billy Cunningham	at Notre Dame	Jan. 5, 1963
15	Billy Cunningham	Georgia	Dec. 1, 1962
15	Jim Hudock	vs. South Carolina	Feb. 17, 1962 in Charlotte
15	Jim Hudock	at NC State	Feb. 14, 1962
15	Jim Hudock	Virginia	Dec. 2, 1961
15	Doug Moe	at South Carolina	Feb. 8, 1961
15	Doug Moe	at NC State	Jan. 18, 1961
15	Ken McComb	vs. Villanova	Dec. 30, 1960 in Raleigh
15	Lee Shaffer	Virginia	Feb. 25, 1960
15	Lee Shaffer	vs. Minnesota	Dec. 28, 1959 in Raleigh
15	Pete Brennan	Duke	Feb. 8, 1958
^15	Pete Brennan	vs. Syracuse	March 16, 1957 in Philadelphia
*15	Joe Quigg	vs. South Carolina	March 9, 1957 in Raleigh
*15	Jerry Vayda	vs. Wake Forest	March 2, 1956 in Raleigh

### ASSISTS (10 or more)

No.	Player	Opponent	Date and Site
18	Raymond Felton	George Mason	Dec. 7, 2003
17	Ed Cota	vs. UNLV	Dec. 4, 1999 in Charlotte
17	Jeff Lebo	Chattanooga	Nov. 18, 1988



**RAYMOND FELTON led the Tar Heels to a national championship in 2005. As a sophomore in December 2003, he set UNC's single-game record for assists with 18 against George Mason.**

16	Kendall Marshall	at Maryland	Feb. 4, 2012
16	Kendall Marshall	Long Beach State	Dec. 10, 2011
16	Kendall Marshall	Florida State	Feb. 6, 2011
15	Kendall Marshall	Tennessee State	Nov. 22, 2012
15	Kendall Marshall	at UNC Asheville	Nov. 13, 2012
14	Kendall Marshall	vs. South Carolina	Nov. 25, 2011 in Las Vegas
^14	Kendall Marshall	vs. Washington	March 20, 2011 in Charlotte
~14	Raymond Felton	Wyoming	March 24, 2003
14	Ed Cota	Florida State	Jan. 24, 1998
14	Ed Cota	Appalachian State	Jan. 17, 1998
14	Phil Ford	NC State	Feb. 23, 1977
14	Phil Ford	BYU	Dec. 20, 1976
14	Phil Ford	Howard	Nov. 29, 1975
13	Kendall Marshall	at NC State	Feb. 22, 2012
13	Kendall Marshall	Clemson	Feb. 18, 2012
13	Kendall Marshall	Appalachian State	Dec. 17, 2011
13	Ed Cota	at Duke	March 4, 2000
13	Ed Cota	Wake Forest	Feb. 12, 2000
13	Ed Cota	at Hampton	Nov. 23, 1998
13	Ed Cota	at Georgia Tech	Feb. 8, 1998
13	Ed Cota	at NC State	Jan. 21, 1998
13	Shammond Williams	at Richmond	Nov. 19, 1997
13	Jeff McInnis	Florida State	Jan. 25, 1995
13	King Rice	vs. Kentucky	Dec. 27, 1989 in Louisville, Ky.
13	Kenny Smith	Miami	Dec. 6, 1986
13	Jeff Lebo	vs. Manhattan	Dec. 27, 1985 in Miami
13	Kenny Smith	UCLA	Nov. 24, 1985
13	Steve Hale	Clemson	Feb. 23, 1985
13	Kenny Smith	vs. The Citadel	Feb. 1, 1985 in Charlotte
13	Kenny Smith	vs. SMU	Jan. 13, 1985 in Greensboro
13	Kenny Smith	Oral Roberts	Dec. 8, 1984
13	Steve Hale	Duke	March 3, 1984
*13	Larry Brown	vs. South Carolina	Feb. 28, 1963 in Raleigh
12	Kendall Marshall	Maryland	March 3, 2012
12	Kendall Marshall	Georgia Tech	Jan. 29, 2012
12	Bobby Frasor	Saint Louis	Dec. 7, 2005
12	Raymond Felton	William & Mary	Jan. 2, 2005
12	Raymond Felton	Southern California	Nov. 28, 2004
12	Raymond Felton	vs. Davidson	Nov. 24, 2003 in Charlotte



**KENDALL MARSHALL** has seven of the top 10 single-game assist totals by a Tar Heel. He is the only Tar Heel with more than one of those 10 games.

12	Ed Cota	Howard	Jan. 2, 2000
12	Ed Cota	at Georgia Tech	Dec. 22, 1998
12	Ed Cota	Duke	Feb. 5, 1998
12	Ed Cota	at Bethune-Cookman	Dec. 29, 1997
12	Ed Cota	at Florida State	Dec. 20, 1997
12	Ed Cota	vs. USC	Dec. 6, 1996 in Charlotte
12	Derrick Phelps	Houston	Dec. 13, 1992
12	King Rice	at NC State	Jan. 20, 1990
^12	Kenny Smith	vs. Notre Dame	March 19, 1987 in E. Rutherford, N.J.
12	Phil Ford	Wake Forest	Jan. 15, 1978
^11	Theo Pinson	vs. Texas A&M	March 18, 2018 in Charlotte
11	Theo Pinson	Miami	Feb. 27, 2018
11	Joel Berry II	Appalachian State	Dec. 21, 2015
^11	Kendall Marshall	vs. Creighton	March 18, 2012 in Greensboro
11	Kendall Marshall	NC State	Jan. 26, 2012
11	Kendall Marshall	Boston College	Jan. 7, 2012
11	Kendall Marshall	Monmouth	Jan. 1, 2012
11	Kendall Marshall	Duke	March 5, 2011
11	Ty Lawson	Georgia Tech	Feb. 28, 2009
11	Ty Lawson	vs. Notre Dame	Nov. 26, 2008 in Lahaina, Maui
11	Raymond Felton	Wake Forest	Dec. 20, 2003
~11	Raymond Felton	Georgetown	March 26, 2003
11	Raymond Felton	N.C. A&T	Feb. 18, 2003
11	Raymond Felton	at Florida State	Dec. 22, 2002
11	Ed Cota	Georgia Tech	March 1, 2000
11	Ed Cota	at NC State	Feb. 9, 2000
11	Ed Cota	vs. Indiana	Dec. 21, 1999 in E. Rutherford, N.J.
11	Ed Cota	Michigan State	Dec. 1, 1999
*11	Ed Cota	vs. Duke	March 7, 1999 in Charlotte
11	Ed Cota	Maryland	Jan. 13, 1999
11	Ed Cota	Georgia	Nov. 18, 1998
11	Ed Cota	Duke	March 2, 1997
11	Ed Cota	Maryland	Jan. 8, 1997
^11	Jeff McInnis	New Orleans	March 15, 1996 in Richmond, Va.
11	Jeff McInnis	VMI	Feb. 22, 1996
11	Jeff McInnis	Clemson	Feb. 16, 1995
11	Jeff McInnis	vs. South Carolina	Dec. 2, 1994 in Charlotte
11	Jeff McInnis	Marshall	Jan. 2, 1994
11	Henrik Rodl	Old Dominion	Dec. 1, 1992
11	Derrick Phelps	at Georgia Tech	Feb. 2, 1992
11	Derrick Phelps	at Wake Forest	Jan. 16, 1992
*11	King Rice	vs. Virginia	March 9, 1990 in Charlotte
^11	Steve Bucknall	vs. UCLA	March 19, 1989 in Atlanta
11	Steve Bucknall	Maryland	Jan. 11, 1989
11	Jeff Lebo	at UCLA	Jan. 2, 1988
^11	Kenny Smith	vs. Pennsylvania	March 12, 1987 in Charlotte
11	Kenny Smith	vs. Stetson	Jan. 3, 1985 in Orlando, Fla.
11	Steve Hale	vs. Fordham	Nov. 25, 1984 in Charlotte
11	Walter Davis	vs. Tulane	Feb. 12, 1977 in Greensboro
11	Phil Ford	Yale	Jan. 5, 1976

11	Phil Ford	at East Tenn. State	Dec. 20, 1975
11	Phil Ford	at Wake Forest	Jan. 15, 1975
11	Darrell Elston	vs. Georgia Tech	Feb. 9, 1974 in Charlotte
11	Darrell Elston	at Clemson	Jan. 9, 1974
^10	Joel Berry II	vs. Syracuse	April 2, 2016 in Houston
10	Marcus Paige	Georgia Tech	Feb. 21, 2015
10	J.P. Tokoto	Robert Morris	Nov. 16, 2014
*10	Marcus Paige	vs. Florida State	March 15, 2013 in Greensboro
10	Dexter Strickland	East Carolina	Dec. 15, 2012
^10	Kendall Marshall	vs. Vermont	March 16, 2012 in Greensboro
*10	Kendall Marshall	vs. NC State	March 9, 2012 in Atlanta
10	Kendall Marshall	at Duke	March 3, 2012
^10	Kendall Marshall	vs. Long Island	March 18, 2011 in Charlotte
*10	Kendall Marshall	vs. Miami	March 11, 2011 in Greensboro
10	Kendall Marshall	Maryland	Feb. 27, 2011
10	Larry Drew II	Nevada	Nov. 29, 2009
10	Ty Lawson	Boston College	Jan. 31, 2008
10	Ty Lawson	at Miami	Jan. 23, 2008
10	Ty Lawson	Nevada	Dec. 27, 2007
10	Raymond Felton	Florida State	March 3, 2005
10	Raymond Felton	at Maryland	Feb. 27, 2005
10	Raymond Felton	at Connecticut	Feb. 13, 2005 in Hartford, Conn.
10	Raymond Felton	NC State	Feb. 3, 2005
10	Raymond Felton	UNC Wilmington	Dec. 28, 2004
10	Raymond Felton	Coastal Carolina	Dec. 30, 2003
*10	Raymond Felton	vs. Maryland	March 14, 2003 in Greensboro
10	Raymond Felton	Duke	March 9, 2003
10	Raymond Felton	Penn State	Nov. 18, 2002
*10	Ronald Curry	vs. Clemson	March 9, 2001 in Atlanta
10	Jason Capel	Buffalo	Dec. 17, 2000
^10	Ed Cota	vs. Stanford	March 19, 2000 in Birmingham, Ala.
^10	Ed Cota	vs. Missouri	March 17, 2000 in Birmingham, Ala.
10	Ed Cota	at Virginia	Jan. 18, 2000
10	Ed Cota	vs. USC	Nov. 22, 1999 in Lahaina, Maui
^10	Ed Cota	vs. Weber State	March 11, 1999 in Seattle
10	Ed Cota	at Clemson	Jan. 3, 1998
10	Shammond Williams	vs. UCLA	Nov. 27, 1997 in Anchorage, Alaska
^10	Ed Cota	vs. Fairfield	March 13, 1997 in Winston-Salem
*10	Ed Cota	vs. Virginia	March 7, 1997 in Greensboro
10	Ed Cota	Florida State	Feb. 6, 1997
10	Jeff McInnis	Florida State	Feb. 24, 1996
10	Jeff McInnis	Dartmouth	Dec. 16, 1995
10	Jeff McInnis	at Duke	Feb. 2, 1995
10	Jeff McInnis	UNC Asheville	Dec. 31, 1994
10	Derrick Phelps	Florida State	Feb. 26, 1994
10	Derrick Phelps	at Florida State	Jan. 26, 1994
10	Derrick Phelps	at Florida State	Feb. 27, 1993
*10	Derrick Phelps	vs. Duke	March 15, 1992 in Charlotte
10	King Rice	at NC State	Feb. 6, 1991
^10	Steve Bucknall	vs. Michigan	March 23, 1989 in Lexington, Ky.
10	Steve Bucknall	Wake Forest	Feb. 17, 1988
10	Jeff Lebo	Duke	Jan. 21, 1988
10	Jeff Lebo	East Tenn. State	Feb. 18, 1987
10	Jeff Lebo	Maryland	Jan. 8, 1987
10	Kenny Smith	at SMU	Dec. 30, 1986
10	Kenny Smith	Georgia Tech	Jan. 25, 1986
10	Kenny Smith	at Maryland	Jan. 14, 1986
10	Kenny Smith	NC State	Jan. 4, 1986
10	Kenny Smith	Duke	Jan. 19, 1985
10	Matt Doherty	Clemson	Feb. 27, 1983
^10	Jimmy Black	vs. Villanova	March 21, 1982 in Raleigh
10	Jimmy Black	Clemson	Jan. 27, 1982
^10	Phil Ford	UNLV	March 26, 1977 in Atlanta
10	Phil Ford	vs. Furman	Feb. 5, 1977 in Charlotte
10	Phil Ford	at Maryland	Jan. 22, 1977
*10	Phil Ford	vs. Clemson	March 5, 1976 in Landover, Md.
10	Phil Ford	at Miami (Ohio)	Feb. 18, 1976
10	Phil Ford	at Wake Forest	Jan. 28, 1976
10	Phil Ford	Maryland	Jan. 25, 1976
10	Phil Ford	at Clemson	Jan. 7, 1976
10	Phil Ford	vs. Seton Hall	Dec. 4, 1975 in New York City
10	Brad Hoffman	vs. Utah	Dec. 28, 1974 in Greensboro
10	George Karl	at Duke	March 3, 1973
10	Steve Previs	vs. NC State	Dec. 18, 1971 in Greensboro
10	Eddie Fogler	Clemson	Dec. 16, 1968
10	Larry Miller	Clemson	Dec. 1, 1966
10	Tom Gauntlett	Wake Forest	Feb. 3, 1966
10	Larry Miller	Wake Forest	Feb. 3, 1966
10	John Yokley	Wake Forest	Feb. 9, 1965

\* ACC Tournament  
^ NCAA Tournament  
~ NIT





# ANNUAL STATISTICAL LEADERS

## FIELD GOAL PERCENTAGE (min. 85 field goals made)

Year	Player	FGM	FGA	Pct.
1951-52	Al Lifson	163	401	.406
1952-53	Jerry Vayda	111	266	.417
1953-54	Jerry Vayda	123	298	.413
1954-55	Tony Radovich	85	194	.438
1955-56	Lennie Rosenbluth	227	496	.456
1956-57	Lennie Rosenbluth	306	632	.484
1957-58	Pete Brennan	170	388	.438
1958-59	Lee Shaffer	128	273	.468
1959-60	Lee Shaffer	169	388	.436
1960-61	Jim Hudock	94	188	.500
1961-62	Donnie Walsh*	85	152	.559
1962-63	Billy Cunningham	186	380	.487
1963-64	Charlie Shaffer	117	221	.525
1964-65	Billy Cunningham	237	481	.491
1965-66	Larry Miller	219	400	.548
1966-67	Rusty Clark*	181	328	.552
1967-68	Charlie Scott	234	470	.498
1968-69	Bill Bunting*	217	363	.598
1969-70	Dennis Wuycik	148	270	.548
1970-71	Dennis Wuycik*	182	300	.607
1971-72	Bobby Jones*	127	190	.668
1972-73	Mitch Kupchak	99	164	.604
1973-74	Bobby Jones*	189	326	.580
1974-75	Mitch Kupchak	239	397	.602
1975-76	Tommy LaGarde*	156	255	.612
1976-77	Tommy LaGarde	108	182	.593
1977-78	Mike O'Koren*	173	269	.643
1978-79	Al Wood*	210	367	.572
1979-80	Al Wood	216	378	.571
1980-81	Sam Perkins	199	318	.626
1981-82	Sam Perkins	174	301	.578
1982-83	Brad Daugherty	110	197	.558
1983-84	Brad Daugherty	128	210	.610
1984-85	Brad Daugherty	238	381	.625
1985-86	Brad Daugherty*^	284	438	.648
1986-87	J.R. Reid	198	339	.584
1987-88	J.R. Reid	222	366	.607
1988-89	J.R. Reid	164	267	.614
1989-90	Kevin Madden	120	211	.569
1990-91	Pete Chilcutt	175	325	.538
1991-92	Eric Montross	140	244	.574
1992-93	Eric Montross	222	361	.615
1993-94	Rasheed Wallace	139	230	.604
1994-95	Rasheed Wallace*	238	364	.654
1995-96	Antawn Jamison*	201	322	.624
1996-97	Antawn Jamison	270	496	.544
1997-98	Vince Carter*	224	379	.591
1998-99	Brendan Haywood	160	247	.648
1999-00	Brendan Haywood*^	191	274	.697
2000-01	Brendan Haywood	155	262	.592
2001-02	Jawad Williams	104	202	.515
2002-03	Rashad McCants	215	438	.491
2003-04	Rashad McCants	216	451	.479
2004-05	Sean May	228	402	.567
2005-06	Tyler Hansbrough	199	349	.570
2006-07	Brandan Wright*	228	353	.646
2007-08	Tyler Hansbrough	289	535	.540
2008-09	Ty Lawson	182	342	.532
2009-10	Ed Davis	111	192	.578
2010-11	Tyler Zeller*	210	384	.547
2011-12	Tyler Zeller	220	398	.553
2012-13	Brice Johnson	90	176	.511
2013-14	Brice Johnson	150	265	.566
2014-15	Brice Johnson	207	366	.566
2015-16	Brice Johnson*	267	435	.614
	Isaiah Hicks	132	215	.614
2016-17	Isaiah Hicks	174	302	.573
2017-18	Luke Maye	251	516	.486
	Kenny Williams	156	321	.486
2018-19	Garrison Brooks	116	202	.574
2019-20	Garrison Brooks	207	387	.535



GARRISON BROOKS led the Tar Heels in field goal percentage accuracy in each of the last two seasons.

## THREE-POINT FIELD GOALS

Year	Player	Made	Att.	Pct.
1982-83	Jim Braddock	43	93	.462
1986-87	Kenny Smith	87	213	.408
1987-88	Jeff Lebo	78	168	.464
1988-89	Jeff Lebo	66	176	.375
1989-90	Rick Fox	70	160	.438
1990-91	Rick Fox	67	196	.342
1991-92	Hubert Davis	85	198	.429
1992-93	Donald Williams	83	199	.417
1993-94	Donald Williams	42	124	.339
1994-95	Donald Williams	87	218	.399
1995-96	Dante Calabria	77	195	.395
1996-97	Shammond Williams	95	227	.419
1997-98	Shammond Williams	86	215	.400
1998-99	Ademola Okulaja	59	137	.431
1999-00	Joseph Forte	56	156	.359
2000-01	Jason Capel	56	134	.418
2001-02	Brian Morrison	42	125	.336
2002-03	Rashad McCants	72	174	.414
2003-04	Rashad McCants	78	191	.408
2004-05	Rashad McCants	71	168	.423
2005-06	Wes Miller	64	145	.441
2006-07	Wayne Ellington	66	178	.371
2007-08	Wayne Ellington	78	195	.400
2008-09	Wayne Ellington	85	204	.417
2009-10	Will Graves	73	197	.371
2010-11	Harrison Barnes	67	195	.344
2011-12	Reggie Bullock	71	186	.382
2012-13	P.J. Hairston	89	225	.396
2013-14	Marcus Paige	86	221	.389
2014-15	Marcus Paige	94	238	.395
2015-16	Marcus Paige	74	208	.356
2016-17	Justin Jackson	105	284	.370
2017-18	Joel Berry II	93	270	.344
2018-19	Cameron Johnson	96	210	.457
2019-20	Brandon Robinson	59	160	.369

## THREE-POINT FIELD GOAL PERCENTAGE (min. 25 field goals made)

Year	Player	Made	Att.	Pct.
1982-83	Jim Braddock	43	93	.462
1986-87	Jeff Lebo	67	149	.450
1987-88	Jeff Lebo	78	168	.464
1988-89	Steve Bucknall	62	148	.419
1989-90	Rick Fox	70	160	.438
1990-91	Hubert Davis*	64	131	.489
1991-92	Hubert Davis	85	198	.429
1992-93	Donald Williams	83	199	.417
1993-94	Jeff McInnis	27	65	.415
1994-95	Dante Calabria*	66	133	.496
1995-96	Shammond Williams	46	116	.397
1996-97	Shammond Williams	95	227	.419
1997-98	Vince Carter	44	107	.411
1998-99	Ademola Okulaja	59	137	.431
1999-00	Jason Capel	46	121	.380
2000-01	Jason Capel	56	134	.418
2001-02	Adam Boone	34	79	.430
2002-03	Rashad McCants	72	174	.414
2003-04	Rashad McCants	78	191	.408
2004-05	Raymond Felton*	70	159	.440
2005-06	Wes Miller	64	145	.441
2006-07	Reyshawn Terry	45	103	.437
2007-08	Wayne Ellington	78	195	.400
2008-09	Ty Lawson	51	108	.472
2009-10	Will Graves	73	197	.371
2010-11	Leslie McDonald	51	134	.381
2011-12	Reggie Bullock	71	186	.382
2012-13	Reggie Bullock	88	202	.436
2013-14	Marcus Paige	86	221	.389
2014-15	Marcus Paige	94	238	.395
2015-16	Joel Berry II	68	178	.382
2016-17	Joel Berry II	88	230	.383
2017-18	Luke Maye	50	116	.431
2018-19	Cameron Johnson*	96	210	.457
2019-20	Brandon Robinson	59	160	.369



**FREE THROW PERCENTAGE**  
(min. 50 free throws made)

Year	Player	FTM	FTA	Pct.
1951-52	Al Lifson	99	140	.707
1952-53	Al Lifson	100	142	.704
1953-54	Al Lifson	74	97	.763
1954-55	Tony Radovich	60	80	.750
1955-56	Tony Radovich	63	76	.829
1956-57	Lennie Rosenbluth	285	376	.758
1957-58	Harvey Salz	64	84	.761
1958-59	Lee Shaffer	74	96	.770
1959-60	York Larese*	131	151	.868
1960-61	York Larese	124	158	.785
1961-62	Larry Brown	101	127	.795
1962-63	Larry Brown	95	122	.779
1963-64	Ray Respass	52	66	.788
1964-65	Bobby Lewis	123	175	.703
1965-66	Bobby Lewis	222	274	.810
1966-67	Bobby Lewis	167	211	.791
1967-68	Dick Grubar	64	90	.711
1968-69	Bill Bunting	143	173	.827
1969-70	Charlie Scott	169	215	.786
1970-71	Dennis Wuycik	169	197	.858
1971-72	Kim Huband	53	57	.930
1972-73	Ed Stahl	73	88	.830
1973-74	Darrell Elston	81	93	.871
1974-75	Phil Ford	126	161	.783
1975-76	Tommy LaGarde	106	131	.809
1976-77	Phil Ford*	157	184	.853
1977-78	Phil Ford	149	184	.810
1978-79	Mike O'Koren	144	188	.766
1979-80	Al Wood	118	154	.766
1980-81	Jimmy Black	93	118	.788
1981-82	Matt Doherty	71	92	.772
1982-83	Jim Braddock	67	81	.827
1983-84	Sam Perkins*	155	181	.856
1984-85	Steve Hale*	85	97	.876
1985-86	Steve Hale	85	103	.825
1986-87	Jeff Lebo*	79	93	.849
1987-88	Ranzino Smith	52	58	.897
1988-89	Jeff Lebo	89	103	.864
1989-90	Hubert Davis	59	74	.797
1990-91	Hubert Davis	81	97	.835
1991-92	Hubert Davis*	140	169	.828
1992-93	Donald Williams*	97	117	.829
1993-94	Donald Williams	77	100	.770
1994-95	Jerry Stackhouse	185	260	.712
1995-96	Jeff McInnis	88	110	.800
1996-97	Shammond Williams	87	107	.813
1997-98	Shammond Williams*	133	146	.911
1998-99	Jason Capel	76	89	.854
1999-00	Jason Capel	116	140	.829
2000-01	Joseph Forte	133	156	.853
2001-02	Jason Capel	112	136	.824
2002-03	Jawad Williams	97	129	.752
2003-04	Raymond Felton	85	105	.810
2004-05	Marvin Williams	138	163	.847
2005-06	Reyshawn Terry	108	135	.800
2006-07	Wayne Ellington	51	61	.836
2007-08	Danny Green	69	79	.873
2008-09	Danny Green	52	61	.852
2009-10	Will Graves	50	62	.806
2010-11	Tyler Zeller	161	211	.763
2011-12	P.J. Hairston	52	62	.839
2012-13	Marcus Paige	51	61	.836
2013-14	Marcus Paige	128	146	.877
2014-15	Nate Britt	60	68	.882
2015-16	Joel Berry II	91	105	.867
2016-17	Isaiah Hicks	113	145	.779
2017-18	Joel Berry II	108	121	.893
2018-19	Cameron Johnson	90	110	.818
2019-20	Cole Anthony	96	128	.750

**SCORING AVERAGE**

Year	Player	PPG
1910-11	Marvin Ritch	9.5
1911-12	Junius Smith	12.0
1912-13	Meb Long	10.1
1913-14	Meb Long	12.7
1914-15	Meb Long	11.1



**TYLER HANSBROUGH** is the only player to lead UNC in scoring and rebounding in each of his four seasons. He was consensus National Player of the Year in 2008 and a four-time, first-team All-America.

Year	Player	PPG	Year	Player	PPG
1915-16	Meb Long	14.7	1968-69	Charlie Scott	22.3
1916-17	Mac McDuffie	11.1	1969-70	Charlie Scott*	27.1
1917-18	Peter Lynch	13.1	1970-71	Dennis Wuycik	18.4
1918-19	Peter Lynch	11.8	1971-72	Robert McAdoo	19.5
1919-20	Billy Carmichael	10.8	1972-73	George Karl	17.0
1920-21	Cartwright Carmichael	15.1	1973-74	Bobby Jones	16.1
1921-22	Cartwright Carmichael	12.6	1974-75	Mitch Kupchak	18.5
1922-23	Cartwright Carmichael	14.9	1975-76	Phil Ford	18.6
1923-24	Jack Cobb	13.6	1976-77	Phil Ford	18.7
1924-25	Jack Cobb	9.5	1977-78	Phil Ford	20.8
1925-26	Jack Cobb	11.9	1978-79	Al Wood	17.8
1926-27	Bill Vanstory	8.1	1979-80	Al Wood	19.0
1927-28	Rufus Hackney	7.8	1980-81	Al Wood	18.1
1928-29	Henry Satterfield	7.3	1981-82	James Worthy	15.6
1929-30	Dave Neiman	6.7	1982-83	Michael Jordan	20.0
1930-31	Sandy Dameron	7.3	1983-84	Michael Jordan*	19.6
1931-32	Wilmer Hines	8.9	1984-85	Brad Daugherty	17.3
1932-33	Wilmer Hines	10.1	1985-86	Brad Daugherty	20.2
1933-34	Virgil Weathers	7.8	1986-87	Kenny Smith	16.9
1934-35	Mel Nelson	9.6	1987-88	J.R. Reid	18.0
1935-36	Andy Bershak	6.8	1988-89	J.R. Reid	15.9
1936-37	Pete Mullis	8.3	1989-90	Rick Fox	16.2
1937-38	Andy Bershak	7.5	1990-91	Rick Fox	16.9
1938-39	George Glamack	9.1	1991-92	Hubert Davis	21.4
1939-40	George Glamack	17.6	1992-93	Eric Montross	15.8
1940-41	George Glamack	20.6	1993-94	Donald Williams	14.3
1941-42	Bob Rose	11.5	1994-95	Jerry Stackhouse	19.2
1942-43	Fritz Nagy	10.4	1995-96	Jeff McInnis	16.5
1943-44	Bernie Mock	9.1	1996-97	Antawn Jamison	19.1
1944-45	Jim Jordan	11.2	1997-98	Antawn Jamison*	22.2
1945-46	John "Hook" Dillon	13.9	1998-99	Ademola Okulaja	13.9
1946-47	Jim Hamilton	11.4	1999-00	Joseph Forte	16.7
1947-48	Bob Paxton	12.2	2000-01	Joseph Forte	20.9
1948-49	Coy Carson	15.3	2001-02	Jason Capel	15.6
1949-50	Nemo Nearman	13.2	2002-03	Rashad McCants	17.0
1950-51	Jack Wallace	13.9	2003-04	Rashad McCants*	20.0
1951-52	Al Lifson	15.8	2004-05	Sean May	17.5
1952-53	Al Lifson	14.7	2005-06	Tyler Hansbrough	18.9
1953-54	Jerry Vayda	17.0	2006-07	Tyler Hansbrough	18.4
1954-55	Lennie Rosenbluth	25.5	2007-08	Tyler Hansbrough*	22.6
1955-56	Lennie Rosenbluth*	26.7	2008-09	Tyler Hansbrough	20.7
1956-57	Lennie Rosenbluth	28.0	2009-10	Deon Thompson	13.7
1957-58	Pete Brennan*	21.3	2010-11	Tyler Zeller	15.7
1958-59	York Larese	15.1		Harrison Barnes	15.7
1959-60	Lee Shaffer*	18.2	2011-12	Harrison Barnes	17.1
1960-61	York Larese	23.1	2012-13	P.J. Hairston	14.6
1961-62	Larry Brown	16.5	2013-14	Marcus Paige	17.5
1962-63	Billy Cunningham	22.7	2014-15	Marcus Paige	14.1
1963-64	Billy Cunningham*	26.0	2015-16	Brice Johnson	17.0
1964-65	Billy Cunningham*	25.4	2016-17	Justin Jackson	18.3
1965-66	Bobby Lewis*	27.4	2017-18	Joel Berry II	17.1
1966-67	Larry Miller	21.9	2018-19	Cameron Johnson	16.9
1967-68	Larry Miller	22.4	2019-20	Cole Anthony	18.5

POINTS								
Year	Player	PTS	Year	Player	Points	Year	Player	RPG
1910-11	Marvin Ritch	76	1988-89	Kevin Madden	542	1995-96	Antawn Jamison	9.7
1911-12	Junius Smith	60	1989-90	Rick Fox	551	1996-97	Antawn Jamison	9.4
1912-13	Meb Long	111	1990-91	Rick Fox	590	1997-98	Antawn Jamison*	10.5
1913-14	Meb Long	216	1991-92	Hubert Davis	707	1998-99	Ademola Okulaja	8.4
1914-15	Meb Long	177	1992-93	Eric Montross	600	1999-00	Brendan Haywood	7.5
1915-16	Meb Long	249	1993-94	Eric Montross	476	2000-01	Jason Capel	7.3
1916-17	Mac McDuffie	100	1994-95	Jerry Stackhouse	652		Brendan Haywood	7.3
1917-18	Peter Lynch	157	1995-96	Jeff McInnis	511	2001-02	Jason Capel	8.6
1918-19	Peter Lynch	188	1996-97	Antawn Jamison	668	2002-03	Jawad Williams	5.6
1919-20	Billy Carmichael	172	1997-98	Antawn Jamison	822	2003-04	Sean May*	9.8
1920-21	Cartwright Carmichael	286	1998-99	Ademola Okulaja	474	2004-05	Sean May	10.7
1921-22	Cartwright Carmichael	265	1999-00	Joseph Forte	600	2005-06	Tyler Hansbrough	7.8
1922-23	Cartwright Carmichael	239	2000-01	Joseph Forte	690	2006-07	Tyler Hansbrough	7.9
1923-24	Jack Cobb	353	2001-02	Jason Capel	389	2007-08	Tyler Hansbrough*	10.2
1924-25	Jack Cobb	200	2002-03	Rashad McCants	594	2008-09	Tyler Hansbrough	8.1
1925-26	Jack Cobb	296	2003-04	Rashad McCants	599	2009-10	Ed Davis	9.2
1926-27	Bill Vanstory	194	2004-05	Sean May	647	2010-11	John Henson	10.1
1927-28	Rufus Hackney	148	2005-06	Tyler Hansbrough	587	2011-12	John Henson*	9.9
1928-29	Henry Satterfield	183	2006-07	Tyler Hansbrough	699	2012-13	James Michael McAdoo	7.3
1929-30	Artie Marpet	150	2007-08	Tyler Hansbrough	882	2013-14	James Michael McAdoo	6.8
1930-31	Sandy Dameron	154	2008-09	Tyler Hansbrough	704	2014-15	Brice Johnson	7.8
1931-32	Wilmer Hines	178	2009-10	Deon Thompson	507	2015-16	Brice Johnson	10.4
1932-33	Wilmer Hines	172	2010-11	Tyler Zeller	581	2016-17	Kennedy Meeks	9.5
1933-34	Virgil Weathers	172	2011-12	Harrison Barnes	648	2017-18	Luke Maye	10.1
1934-35	Mel Nelson	240	2012-13	James Michael McAdoo	518	2018-19	Luke Maye	10.5
1935-36	Andy Bershak	171	2013-14	Marcus Paige	596	2019-20	Garrison Brooks	8.5
1936-37	Pete Mullis	191	2014-15	Marcus Paige	534	REBOUNDS		
1937-38	Earl Ruth	151	2015-16	Brice Johnson	678	Year	Player	Rebounds
1938-39	George Glamack	155	2016-17	Justin Jackson	731	1953-54	Paul Likins	248
1939-40	George Glamack	458	2017-18	Luke Maye	625	1954-55	Lennie Rosenbluth	246
1940-41	George Glamack	578	2018-19	Cameron Johnson	608	1955-56	Lennie Rosenbluth	264
1941-42	Bob Rose	264	2019-20	Garrison Brooks	539	1956-57	Pete Brennan	332
1942-43	Dick Hartley	202	REBOUNDING AVERAGE			1957-58	Pete Brennan	303
1943-44	Bernie Mock	246	Year	Player	RPG	1958-59	Dick Kepley	183
1944-45	Jim Jordan	291	1951-52	Howard Deasy	10.7	1959-60	Lee Shaffer	269
1945-46	John "Hook" Dillon	472	1952-53	Bud Maddie	11.6	1960-61	Doug Moe	321
1946-47	Jim Hamilton	309	1953-54	Paul Likins	10.9	1961-62	Jim Hudock	171
1947-48	Bob Paxton	329	1954-55	Lennie Rosenbluth	11.7	1962-63	Billy Cunningham	339
1948-49	Coy Carson	429	1955-56	Lennie Rosenbluth	11.5	1963-64	Billy Cunningham	379
1949-50	Nemo Nearman	383	1956-57	Pete Brennan	10.4	1964-65	Billy Cunningham	344
1950-51	Jack Wallace	348	1957-58	Pete Brennan*	11.7	1965-66	Larry Miller	277
1951-52	Al Lifson	425	1958-59	Dick Kepley	7.3	1966-67	Rusty Clark	330
1952-53	Vince Grimaldi	382	1959-60	Doug Moe	11.3	1967-68	Rusty Clark	341
1953-54	Jerry Vayda	357	1960-61	Doug Moe	14.0	1968-69	Rusty Clark	258
1954-55	Lennie Rosenbluth	536	1961-62	Jim Hudock	10.1	1969-70	Lee Dedmon	235
1955-56	Lennie Rosenbluth	614	1962-63	Billy Cunningham*	16.1	1970-71	Lee Dedmon	273
1956-57	Lennie Rosenbluth	897	1963-64	Billy Cunningham*	15.8	1971-72	Robert McAdoo	313
1957-58	Pete Brennan	554	1964-65	Billy Cunningham*	14.3	1972-73	Bobby Jones	348
1958-59	York Larese	378	1965-66	Larry Miller	10.3	1973-74	Bobby Jones	274
1959-60	Lee Shaffer	437	1966-67	Rusty Clark	10.3	1974-75	Mitch Kupchak	334
1960-61	York Larese	532	1967-68	Rusty Clark	11.0	1975-76	Mitch Kupchak	316
1961-62	Larry Brown	281	1968-69	Rusty Clark	9.2	1976-77	Mike O'Koren	217
1962-63	Billy Cunningham	477	1969-70	Lee Dedmon	9.4	1977-78	Mike O'Koren	180
1963-64	Billy Cunningham	623	1970-71	Lee Dedmon	8.5	1978-79	Mike O'Koren	202
1964-65	Billy Cunningham	609	1971-72	Robert McAdoo	10.1	1979-80	Mike O'Koren	216
1965-66	Bobby Lewis	740	1972-73	Bobby Jones	10.5	1980-81	James Worthy	301
1966-67	Larry Miller	700	1973-74	Bobby Jones	9.8	1981-82	Sam Perkins	250
1967-68	Larry Miller	717	1974-75	Mitch Kupchak	10.8	1982-83	Sam Perkins	330
1968-69	Charlie Scott	714	1975-76	Mitch Kupchak*	11.3	1983-84	Sam Perkins	298
1969-70	Charlie Scott	731	1976-77	Tommy LaGarde	7.4	1984-85	Brad Daugherty	349
1970-71	Dennis Wuycik	533	1977-78	Mike O'Koren	6.7	1985-86	Brad Daugherty	306
1971-72	Robert McAdoo	604	1978-79	Mike O'Koren	7.2	1986-87	J.R. Reid	268
1972-73	George Karl	562	1979-80	Mike O'Koren	7.4	1987-88	J.R. Reid	293
1973-74	Bobby Jones	452	1980-81	James Worthy	8.4	1988-89	Scott Williams	254
1974-75	Mitch Kupchak	575	1981-82	Sam Perkins	7.8	1989-90	Scott Williams	240
1975-76	Phil Ford	540	1982-83	Sam Perkins	9.4	1990-91	George Lynch	258
1976-77	Phil Ford	617	1983-84	Sam Perkins	9.6	1991-92	George Lynch	291
1977-78	Phil Ford	625	1984-85	Brad Daugherty*	9.7	1992-93	George Lynch	365
1978-79	Al Wood	515	1985-86	Brad Daugherty	9.0	1993-94	Eric Montross	285
1979-80	Al Wood	550	1986-87	J.R. Reid	7.4	1994-95	Jerry Stackhouse	280
1980-81	Al Wood	669	1987-88	J.R. Reid	8.9	1995-96	Antawn Jamison	309
1981-82	James Worthy	532	1988-89	Scott Williams	7.3	1996-97	Antawn Jamison	329
1982-83	Michael Jordan	721	1989-90	Scott Williams	7.3	1997-98	Antawn Jamison	389
1983-84	Michael Jordan	607	1990-91	George Lynch	7.4	1998-99	Ademola Okulaja	284
1984-85	Brad Daugherty	623	1991-92	George Lynch	8.8	1999-00	Brendan Haywood	271
1985-86	Brad Daugherty	687	1992-93	George Lynch	9.6	2000-01	Jason Capel	242
1986-87	Kenny Smith	574	1993-94	Eric Montross	8.1		Brendan Haywood	242
1987-88	J.R. Reid	595	1994-95	Jerry Stackhouse	8.2	2001-02	Jason Capel	214

Year	Player	Rebounds
2002-03	Jawad Williams	191
2003-04	Sean May	285
2004-05	Sean May	397
2005-06	Tyler Hansbrough	243
2006-07	Tyler Hansbrough	301
2007-08	Tyler Hansbrough	399
2008-09	Tyler Hansbrough	276
2009-10	Deon Thompson	247
2010-11	John Henson	374
2011-12	Tyler Zeller	365
2012-13	James Michael McAdoo	263
2013-14	James Michael McAdoo	230
2014-15	Brice Johnson	295
2015-16	Brice Johnson	416
2016-17	Kennedy Meeks	378
2017-18	Luke Maye	373
2018-19	Luke Maye	377
2019-20	Garrison Brooks	273

#### ASSIST AVERAGE

Year	Player	Average
1968-69	Charles Scott	3.4
1969-70	Eddie Fogler	3.5
1970-71	Steve Previs	2.9
1971-72	Steve Previs	2.9
1972-73	George Karl	5.8
1973-74	Darrell Elston	5.6
1974-75	Phil Ford	5.2
1975-76	Phil Ford*	7.0
1976-77	Phil Ford*	6.6
1977-78	Phil Ford*	5.7
1978-79	Mike O'Koren	3.5
1979-80	Mike O'Koren	3.6
1980-81	Jimmy Black	5.1
1981-82	Jimmy Black*	6.3
1982-83	Matt Doherty	4.2
1983-84	Kenny Smith	5.0
1984-85	Kenny Smith	6.5
1985-86	Kenny Smith	6.1
1986-87	Kenny Smith	6.1
1987-88	Jeff Lebo	4.8
1988-89	Steve Bucknall	5.3
1989-90	King Rice	6.4
1990-91	King Rice	5.9
1991-92	Derrick Phelps	6.3
1992-93	Derrick Phelps	5.4
1993-94	Derrick Phelps	5.3
1994-95	Jeff McInnis	5.3
1995-96	Jeff McInnis	5.5
1996-97	Ed Cota*	6.9
1997-98	Ed Cota*	7.4
1998-99	Ed Cota*	7.4
1999-00	Ed Cota*	8.1
2000-01	Ronald Curry	4.3
2001-02	Adam Boone	3.2
2002-03	Raymond Felton	6.7
2003-04	Raymond Felton*	7.1
2004-05	Raymond Felton*	6.9
2005-06	Bobby Frasier	4.4
2006-07	Ty Lawson	5.6
2007-08	Ty Lawson	5.2
2008-09	Ty Lawson*	6.6
2009-10	Larry Drew II	6.0
2010-11	Kendall Marshall*	6.2
2011-12	Kendall Marshall*	9.75
2012-13	Marcus Paige	4.6
2013-14	Marcus Paige	4.2
2014-15	Marcus Paige	4.5
2015-16	Joel Berry II	3.8
	Marcus Paige	3.8
2016-17	Theo Pinson	3.7
2017-18	Theo Pinson	5.1
2018-19	Coby White	4.1
2019-20	Cole Anthony	4.0

Year	Player	Assists
1968-69	Charles Scott	108
1969-70	Eddie Fogler	92
1970-71	Steve Previs	90
1971-72	Steve Previs	151
1972-73	George Karl	192
1973-74	Darrell Elston	158
1974-75	Phil Ford	161
1975-76	Phil Ford*	203
1976-77	Phil Ford*	217
1977-78	Phil Ford*	172
1978-79	Mike O'Koren	99
1979-80	Mike O'Koren	104
1980-81	Jimmy Black	188
1981-82	Jimmy Black*	213
1982-83	Matt Doherty	150
1983-84	Matt Doherty	124
1984-85	Kenny Smith	235
1985-86	Kenny Smith	210
1986-87	Kenny Smith	209
1987-88	Jeff Lebo	159
1988-89	Steve Bucknall	196
1989-90	King Rice	217
1990-91	King Rice	207
1991-92	Derrick Phelps	207
1992-93	Derrick Phelps	196
1993-94	Derrick Phelps	176
1994-95	Jeff McInnis	180
1995-96	Jeff McInnis	170
1996-97	Ed Cota*	234
1997-98	Ed Cota*	274
1998-99	Ed Cota*	238
1999-00	Ed Cota*	284
2000-01	Ronald Curry	119
2001-02	Adam Boone	89
2002-03	Raymond Felton	235
2003-04	Raymond Felton*	213
2004-05	Raymond Felton*	248
2005-06	Bobby Frasier	136
2006-07	Ty Lawson	213
2007-08	Ty Lawson	165
2008-09	Ty Lawson*	230
2009-10	Larry Drew II	222
2010-11	Kendall Marshall*	230
2011-12	Kendall Marshall*^	351
2012-13	Marcus Paige	161
2013-14	Marcus Paige	143
2014-15	Marcus Paige	170
2015-16	Joel Berry II	151
2016-17	Joel Berry II	138
2017-18	Theo Pinson	187
2018-19	Coby White	143
2019-20	Cole Anthony	88

#### BLOCKED SHOTS

Year	Player	Blocks
1975-76	Mitch Kupchak	32
1976-77	Tommy LaGarde	31
1977-78	Jeff Wolf	23
1978-79	Pete Budko	27
1979-80	Jeff Wolf	28
1980-81	Sam Perkins	67
1981-82	Sam Perkins	53
1982-83	Sam Perkins	65
1983-84	Sam Perkins	60
1984-85	Warren Martin	81
1985-86	Warren Martin	81
1986-87	Dave Popson	27
	J.R. Reid	27
	Scott Williams	27
1987-88	Scott Williams	43
1988-89	Scott Williams	50
1989-90	Scott Williams	41
1990-91	Pete Chilcutt	35
1991-92	Kevin Salvadori	63
1992-93	Eric Montross	47
1993-94	Rasheed Wallace	63
1994-95	Rasheed Wallace	93
1995-96	Serge Zwikker	49

Year	Player	Blocks
1996-97	Serge Zwikker	61
1997-98	Makhtar Ndiaye	54
1998-99	Brendan Haywood	60
1999-00	Brendan Haywood	91
2000-01	Brendan Haywood*	120
2001-02	Kris Lang	33
2002-03	Jawad Williams	37
2003-04	Sean May	37
2004-05	Sean May	38
2005-06	Danny Green	32
2006-07	Brandan Wright	65
2007-08	Deon Thompson	51
2008-09	Ed Davis	65
2009-10	Ed Davis	64
2010-11	John Henson*	118
2011-12	John Henson*	101
2012-13	Desmond Hubert	30
2013-14	Brice Johnson	43
2014-15	Kennedy Meeks	46
2015-16	Brice Johnson	59
2016-17	Kennedy Meeks	47
2017-18	Luke Maye	38
2018-19	Luke Maye	20
2019-20	Armando Bacot	36

#### STEALS

Year	Player	Steals
1975-76	Walter Davis	71
1976-77	Walter Davis	78
1977-78	Dudley Bradley	61
1978-79	Dudley Bradley*	97
1979-80	Mike O'Koren	43
1980-81	Jimmy Black	64
1981-82	Jimmy Black	58
1982-83	Michael Jordan	78
1983-84	Michael Jordan	50
1984-85	Kenny Smith	64
1985-86	Steve Hale	55
1986-87	Kenny Smith	51
1987-88	Scott Williams	45
1988-89	Rick Fox	47
1989-90	Rick Fox	54
	King Rice	54
1990-91	Rick Fox	70
1991-92	Derrick Phelps	78
1992-93	George Lynch	89
1993-94	Derrick Phelps	60
1994-95	Jerry Stackhouse	50
1995-96	Jeff McInnis	38
1996-97	Ed Cota	57
1997-98	Ed Cota	58
1998-99	Ademola Okulaja	46
1999-00	Joseph Forte	54
2000-01	Joseph Forte	67
2001-02	Jason Capel	29
2002-03	Raymond Felton	56
2003-04	Raymond Felton	63
2004-05	Raymond Felton	72
2005-06	Tyler Hansbrough	38
2006-07	Ty Lawson	58
2007-08	Tyler Hansbrough	59
2008-09	Ty Lawson*	75
2009-10	Marcus Ginyard	44
2010-11	Dexter Strickland	46
2011-12	Kendall Marshall	43
2012-13	James Michael McAdoo	54
2013-14	J.P. Tokoto	55
2014-15	Marcus Paige	65
2015-16	Joel Berry II	58
2016-17	Joel Berry II	53
2017-18	Joel Berry II	42
2018-19	Cameron Johnson	43
2019-20	Leaky Black	40

\* ACC leader

^ NCAA leader





# NCAA & ACC RECORDS/STAT LEADERS



**DEXTER STRICKLAND** led the nation in assist-turnover ratio in 2012-13. It was the second consecutive year a Tar Heel led the country in assist-error (Kendall Marshall in 2011-12).

## NCAA SINGLE-SEASON LEADERS

### Field Goal Percentage

1985-86	Brad Daugherty	.648
1999-00	Brendan Haywood	.697

### Assists

2011-12	Kendall Marshall	351
---------	------------------	-----

### Assist-Turnover Ratio

2011-12	Kendall Marshall	3.48
2012-13	Dexter Strickland	3.19

## NCAA SINGLE-SEASON LEADERS, TEAM

### Win-Loss Percentage

1956-57	1.000 (32-0)
1981-82	.941 (32-2)
2008-09	.895 (34-4)
1992-93	.895 (34-4)

### Points Per Game

2004-05	88.0
---------	------

### Scoring Margin

2008-09	17.8
2004-05	17.8
1992-93	17.8

### Field Goal Percentage

1997-98	.518
1972-73	.527
1971-72	.528
1965-66	.517

### Rebound Margin

2018-19	10.4
2016-17	12.3
2011-12	10.5
2007-08	11.0

### Assists Per Game

2004-05	19.1
1988-89	21.3
1985-86	23.5

## NCAA RECORDS HELD BY UNC

### INDIVIDUAL

**Field Goal Percentage, Game (min. 12):** Brad Daugherty, 13 for 13 vs. UCLA, Nov. 24, 1985 (tie)

**Free Throw Percentage, Game (min. 18):** York Larese, 21 for 21 vs. Duke, Dec. 29, 1959 (tie)

**Free Throws Made, Career:** 982 by Tyler Hansbrough, 2005-09

### SINGLE GAME, TEAM

**Highest Field Goal Percentage, Half:** 94.1 (16x17) vs. Virginia, Jan. 7, 1978

**Fewest Points in a Half:** 0, 1<sup>st</sup> half at Duke, Feb. 24, 1979

**Longest Time Scoreless:** 20:48 at Duke, Feb. 24, 1979

**Fewest Points Both Teams in a Half:** 7 at Duke, Feb. 24, 1979 (Duke led 7-0 at halftime)

### SINGLE SEASON, TEAM

**Most Victories in Perfect Season:** 32 in 1956-57 (tied with Indiana, 1976)

### MISCELLANEOUS

**Most Final Fours:** 20

**Most Consecutive Postseason Appearances:** 35 (1967-2001)

**Most Consecutive 20-Win Seasons:** 31 (1971-2001)

**Most 25-Win Seasons:** 38

**Associated Press Poll Appearances:** 922

**Most Associated Press Poll Appearances in the Top 5:** 434

**Most Wins Vs. Associated Press No. 1 Ranked Teams:** 14

**Most 1,000-Point Scorers:** 77

**Most Consecutive Home Wins vs. an Opponent:** 58 vs. Clemson

## ACC CAREER RECORDS

### Games

152	Deon Thompson, 2006-10
-----	------------------------

### Points

2,872	Tyler Hansbrough, 2005-09
-------	---------------------------

### 20-Point Games

78	Tyler Hansbrough, 2005-09
----	---------------------------

### Double-Figure Scoring Games

133	Tyler Hansbrough, 2005-09
-----	---------------------------

### Field Goal Percentage

.637	Brendan Haywood, 1997-2001 (541 of 849)
------	--------------------------------------------

### Consecutive Double-Doubles

40	Billy Cunningham, 1962-64
----	---------------------------

### Games Played Without Fouling Out

138	Ed Cota, 1996-2000
-----	--------------------

### Player of the Week Awards (co-leader)

12	Antawn Jamison, 1995-98
----	-------------------------

## ACC SINGLE-SEASON RECORDS

### Games

40	Nate Britt, Justin Jackson, Kennedy Meeks, Seventh Woods, 2016-17
40	Joel Berry II, Justin Jackson, Brice Johnson, Theo Pinson, 2015-16

### Field Goal Percentage

.697	Brendan Haywood, 1999-2000 (191 of 274)
------	--------------------------------------------

### Free Throws Made

304	Tyler Hansbrough, 2007-08
-----	---------------------------

### Assists

351	Kendall Marshall, 2011-12
-----	---------------------------

### Assists Per Game

9.8	Kendall Marshall, 2011-12
-----	---------------------------

### 10-Assist Games in a Season

17	Kendall Marshall, 2011-12
----	---------------------------

### Player of the Week Awards

8	Tyler Hansbrough, 2007-08
---	---------------------------

## ACC SINGLE-SEASON LEADERS

### Points Per Game

Year	Player	PPG
1955-56	Lennie Rosenbluth	26.6
1957-58	Pete Brennan	21.3
1959-60	Lee Shaffer	18.2
1963-64	Billy Cunningham	26.0
1964-65	Billy Cunningham	25.4
1965-66	Bobby Lewis	27.4
1969-70	Charlie Scott	27.1
1983-84	Michael Jordan	19.6
1997-98	Antawn Jamison	22.2
2003-04	Rashad McCants	20.0
2007-08	Tyler Hansbrough	22.6

### Rebounds Per Game

1957-58	Pete Brennan	11.7
1962-63	Billy Cunningham	16.1
1963-64	Billy Cunningham	15.8
1964-65	Billy Cunningham	14.3
1975-76	Mitch Kupchak	11.3
1984-85	Brad Daugherty	9.7
1997-98	Antawn Jamison	10.5
2003-04	Sean May	9.8
2007-08	Tyler Hansbrough	10.2
2011-12	John Henson	9.9

## ACC SINGLE-SEASON LEADERS (cont.)

### Field Goal Percentage

1961-62	Donnie Walsh	.559
1966-67	Rusty Clark	.552
1968-69	Bill Bunting	.598
1970-71	Dennis Wuycik	.607
1971-72	Bobby Jones	.668
1972-73	Bobby Jones	.601
1973-74	Bobby Jones	.580
1975-76	Tom LaGarde	.612
1977-78	Mike O'Koren	.643
1978-79	Al Wood	.572
1985-86	Brad Daugherty	.648
1994-95	Rasheed Wallace	.654
1995-96	Antawn Jamison	.624
1997-98	Vince Carter	.591
1999-00	Brendan Haywood	.697
2006-07	Brendan Wright	.646
2010-11	Tyler Zeller	.547
2015-16	Brice Johnson	.614

### Three-Point Field Goal Percentage (1982-83, 1986-87 to present)

1990-91	Hubert Davis	.489
1994-95	Dante Calabria	.496
2004-05	Raymond Felton	.440
2018-19	Cameron Johnson	.457

### Free Throw Percentage

1959-60	York Larese	.868
1971-72	Dennis Wuycik	.854
1976-77	Phil Ford	.853
1983-84	Sam Perkins	.856
1984-85	Steve Hale	.876
1987-88	Jeff Lebo	.878
1991-92	Hubert Davis	.828
1992-93	Donald Williams	.829
1997-98	Shammond Williams	.911
2013-14	Marcus Paige	.877
2017-18	Joel Berry II	.893

### Assists Per Game

#### (beginning in 1972-73)

1975-76	Phil Ford	7.0
1976-77	Phil Ford	6.6
1977-78	Phil Ford	5.7
1981-82	Jimmy Black	6.3
1996-97	Ed Cota	6.9
1997-98	Ed Cota	7.4
1998-99	Ed Cota	7.4
1999-00	Ed Cota	8.1
2003-04	Raymond Felton	7.1
2004-05	Raymond Felton	6.9
2008-09	Ty Lawson	6.6
2010-11	Kendall Marshall	6.2
2011-12	Kendall Marshall	9.8

\* Cota is one of four ACC players to lead a category four times (blocks by Virginia's Ralph Sampson and Wake Forest's Tim Duncan and assist-turnover ratio by NC State's Sidney Lowe)

### Assist/Turnover Ratio

#### (beginning in 1979-80)

1985-86	Jeff Lebo	3.05
1990-91	King Rice	2.72
1994-95	Jeff McInnis	2.50
1999-00	Ed Cota	2.47
2006-07	Ty Lawson	2.57
2007-08	Ty Lawson	2.36
2008-09	Ty Lawson	3.48
2011-12	Kendall Marshall	3.48
2012-13	Dexter Strickland	3.19

### Steals Per Game

#### (beginning in 1976-77)

1978-79	Dudley Bradley	3.3
2008-09	Ty Lawson	2.1

### Blocked Shots Per Game

#### (beginning in 1976-77)

2000-01	Brendan Haywood	3.6
2010-11	John Henson	3.2
2011-12	John Henson	2.9

### Double-Doubles

1962-63	Billy Cunningham	20
1963-64	Billy Cunningham	22
1964-65	Billy Cunningham	18
1966-67	Larry Miller	19
1971-72	Robert McAdoo (co-leader)	14
1974-75	Mitch Kupchak	20
1983-84	Sam Perkins (co-leader)	17
1984-85	Brad Daugherty	17
1992-93	George Lynch	17
1997-98	Antawn Jamison	22
2003-04	Sean May	13
2007-08	Tyler Hansbrough	19
2011-12	John Henson	18
2015-16	Brice Johnson	23

## ACC SINGLE-SEASON LEADERS, TEAM

### Points Per Game

1957-58	71.8
1958-59	71.9
1967-68	83.7
1968-69	88.9
1969-70	88.9
1970-71	84.6
1971-72	89.1
1983-84	80.1
1985-86	86.6
1986-87	91.3
1988-89	90.0
1993-94	85.6
2004-05 (NCAA leader)	88.0
2006-07	85.7
2007-08	88.6
2008-09	89.8
2011-12	81.3
2015-16	82.8
2016-17	84.4
2018-19	85.8

### Fewest Points Allowed Per Game

1960-61	65.7
1978-79	65.4
1992-93	68.3

### Scoring Margin

1956-57	13.7
1959-60	10.8
1960-61	11.0
1966-67	11.1
1968-69	13.2
1970-71	12.8
1971-72	17.7
1978-79	11.1
1983-84	15.3
1985-86	17.6
1986-87	16.4
1990-91	16.0
1992-93 (NCAA leader)	17.8
1993-94	13.2
2004-05 (NCAA leader)	17.8
2008-09 (NCAA leader)	17.8
2011-12	14.3
2016-17	13.8



Carolina has led the ACC in scoring eight times in Roy Williams' 17 seasons as head coach, including 2004-05 when MARVIN WILLIAMS and the Tar Heels led the nation at 88.0 points per game.

### Field Goal Percentage

1958-59	.429
1965-66 (NCAA leader)	.517
1966-67	.471
1968-69	.491
1970-71	.522
1971-72	.528
1972-73 (NCAA leader)	.527
1973-74 (NCAA leader)	.520
1976-77	.537
1977-78	.527
1978-79	.533
1981-82	.537
1983-84	.543
1984-85	.540
1985-86	.559
1986-87	.537
1987-88	.535
1989-90	.498
1993-94	.499
1994-95	.508
1995-96	.492
1996-97	.479
1997-98 (NCAA leader)	.518
1999-00	.491
2004-05	.499
2006-07	.499
2007-08	.488
2011-12	.459

### Lowest Field Goal Percentage Allowed

1953-54	.320
1956-57	.352
1985-86	.436
1990-91	.418
1997-98	.384
2000-01	.391
2005-06	.411

### Three-Point Percentage


1982-83	.468
1994-95	.410
2004-05	.403
2008-09	.387

**Free Throw Percentage**

1959-60	.758
1965-66	.733
1980-81	.731
1982-83	.741
1983-84	.783
1984-85	.761
1985-86	.738
1987-88	.727

**Rebound Margin**

1956-57	10.8
1960-61	9.8
1963-64	4.9
1980-81	5.4
1986-87	5.6
1990-91	6.6
1992-93	8.9
1993-94	8.5
1995-96	6.3
1996-97	9.3
1997-98	7.3
1998-99	8.9
2003-04	4.2
2004-05	7.5
2005-06	8.1
2006-07	8.5
2007-08 (NCAA leader)	11.0
2008-09	6.3
2010-11	6.4
2011-12 (NCAA leader)	10.5
2015-16	8.6
2016-17 (NCAA leader)	12.3
2017-18	9.6
2018-19 (NCAA leader)	10.4
2019-20	7.6



**MIKE O'KOREN** was part of a Tar Heel squad that made 16 of 17 shots from the floor in the second half at unbeaten Virginia on Jan. 7, 1978. That percentage of .941 is an NCAA record for a half.

**Assists Per Game**

<b>(beginning in 1983-84)</b>	
1984-85	19.5
1985-86 (NCAA leader)	23.5
1986-87	21.7
1988-89 (NCAA leader)	21.3
1990-91	20.0
1993-94	18.5
1996-97	18.1
2003-04	18.0
2004-05 (NCAA leader)	19.1
2005-06	17.8
2006-07	18.3
2007-08	16.8
2008-09	18.0
2011-12	17.3
2012-13	17.1
2014-15	17.4
2015-16	17.8
2016-17	18.1
2017-18	18.2
2018-19	18.8

**Blocked Shots Per Game  
(beginning in 1975-76)**

1983-84	5.1
1993-94	6.2

**Steals Per Game  
(beginning in 1975-76)**

1975-76	9.6
1978-79	9.6
1982-83	6.9
1986-87	8.9
2003-04	9.6
2012-13	8.4

**ACC SINGLE-GAME RECORDS, PLAYER****Field Goal Percentage**

1.000	Brad Daugherty vs. UCLA (tied), Nov. 24, 1985 (13 of 13)
-------	-------------------------------------------------------------

**Field Goal Percentage (ACC game)**

1.000	Scott Williams vs. Virginia, Jan. 13, 1990 (12 of 12)
-------	----------------------------------------------------------

**Free Throws Made**

21	York Larese vs. Duke, Dec. 30, 1959 in Raleigh
----	---------------------------------------------------

**Free Throw Percentage**

1.000	York Larese vs. Duke, Dec. 30, 1959 in Raleigh (21 of 21)
-------	--------------------------------------------------------------

**ACC SINGLE-GAME RECORDS, TEAM****Largest Margin of Victory**

84	UNC 129, Manhattan 45, Dec. 6, 1986 in Miami, Fla.
----	-------------------------------------------------------

**Fewest Points in a Half**

0	first half at Duke, Feb. 24, 1979
---	-----------------------------------

**Highest Field Goal Percentage in a Half**

.941	second half at Virginia, Jan. 7, 1978 (16 of 17)
------	-----------------------------------------------------

**Highest Three-Point Percentage (min. 10 made)**

.733	vs. Wake Forest, Feb. 22, 2014 (11 of 15)
------	----------------------------------------------

**Free Throws Made (ACC game)**

43	at NC State, Jan. 15, 1957
----	----------------------------



**WAYNE ELLINGTON** made 237 of UNC's ACC record-1,250 field goals in 2008-09. The Tar Heels won the NCAA title that season.

**Free Throws Attempted (ACC game)**

59	vs. Clemson, Jan. 28, 1998
----	----------------------------

**Fewest Rebounds**

9	vs. Duke, March 4, 1966
---	-------------------------

**Most Assists**

41	vs. Manhattan, Dec. 27, 1985 in Miami, Fla.
----	------------------------------------------------

**ACC SINGLE-SEASON RECORDS, TEAM****Most Wins in a Perfect Season**

1956-57	32
---------	----

**Most Field Goals**

2007-08	1,250
---------	-------

**Highest Field Goal Percentage**

1985-86	.559
---------	------

**Most Free Throws Attempted**

1956-57	1,167
---------	-------

**Most Assists**

1972-73	855
---------	-----

**Most Assists Per Game**

1972-73	25.9
---------	------





## TOP FIVE PERFORMANCES VS. ACC OPPONENTS POINTS, REBOUNDS & ASSISTS

### POINTS VS. BOSTON COLLEGE

Name	Points	Date	Location
1. Mitch Kupchak	36^	3-22-75	Providence, R.I.
2. Luke Maye	32	1-9-18	Chapel Hill
3. Bobby Lewis	31^	3-18-67	College Park, Md.
4. Cole Anthony	26	2-1-20	Chapel Hill
Harrison Barnes	26	2-1-11	Chestnut Hill, Mass.
Tyler Hansbrough	26	1-25-06	Chapel Hill

### REBOUNDS VS. BOSTON COLLEGE

Name	Rebounds	Date	Location
1. Luke Maye	20	3-5-19	Chestnut Hill, Mass.
2. Luke Maye	18	1-9-18	Chapel Hill
Rusty Clark	18^	3-18-67	College Park, Md.
4. Tyler Hansbrough	13*	3-10-07	Tampa, Fla.
Rasheed Wallace	13^	3-20-94	Landover, Md.
Mitch Kupchak	13^	3-22-75	Providence, R.I.

### ASSISTS VS. BOSTON COLLEGE

Name	Assists	Date	Location
1. Kendall Marshall	11	1-7-12	Chapel Hill
2. Ty Lawson	10	1-31-08	Chapel Hill
3. Marcus Paige	9*	3-11-15	Greensboro, N.C.
Larry Drew II	9	2-1-11	Chestnut Hill, Mass.
5. Ty Lawson	8*	3-10-07	Tampa, Fla.
Phil Ford	8^	3-22-75	Providence, R.I.

### POINTS VS. CLEMSON

Name	Points	Date	Location
1. Lennie Rosenbluth	45	3-1-57	Raleigh
Lennie Rosenbluth	45	1-14-56	Clemson, S.C.
George Glamack	45	2-10-41	Chapel Hill
4. Kenny Smith	41	1-18-87	Clemson, S.C.
5. Harrison Barnes	40	3-12-11	Greensboro

### REBOUNDS VS. CLEMSON

Name	Rebounds	Date	Location
1. Billy Cunningham	27	2-16-63	Charlotte
2. Paul Likins	23	12-4-55	Chapel Hill
Lennie Rosenbluth	23	12-4-55	Chapel Hill
4. Lee Shaffer	21*	3-5-59	Raleigh
5. Mitch Kupchak	20	1-9-75	Chapel Hill

### ASSISTS VS. CLEMSON

Name	Assists	Date	Location
1. Kendall Marshall	13	2-18-12	Chapel Hill
Steve Hale	13	2-23-85	Chapel Hill
3. Jeff McInnis	11	2-16-95	Chapel Hill
Darrell Elston	11	1-9-74	Clemson, S.C.
5. Ronald Curry	10*	3-9-01	Atlanta
Ed Cota	10	1-3-98	Clemson, S.C.
Matt Doherty	10	2-27-83	Chapel Hill
Jimmy Black	10	1-27-82	Chapel Hill
Phil Ford	10*	3-5-76	Landover, Md.
Phil Ford	10	1-7-76	Clemson, S.C.
Eddie Folger	10	12-16-68	Chapel Hill
Larry Miller	10	12-1-66	Chapel Hill

### POINTS VS. DUKE

Name	Points	Date	Location
1. Charlie Scott	40*	3-8-68	Charlotte
Lennie Rosenbluth	40*	3-1-57	Durham
3. York Larese	37	12-29-59	Raleigh
4. Antawn Jamison	35	2-5-98	Chapel Hill
Hubert Davis	35	3-8-92	Durham
Lennie Rosenbluth	35	2-8-57	Chapel Hill
7. Phil Ford	34	2-25-78	Chapel Hill
Charlie Scott	34	1-4-69	Chapel Hill
9. Antawn Jamison	33	3-2-97	Chapel Hill
10. Michael Jordan	32	3-5-83	Durham
Michael Jordan	32	1-22-83	Chapel Hill
Al Wood	32*	2-29-80	Greensboro
Larry Miller	32*	3-11-67	Greensboro
Doug Moe	32	2-6-59	Durham
Lennie Rosenbluth	32	12-28-56	Raleigh

### REBOUNDS VS. DUKE

Name	Rebounds	Date	Location
1. Sean May	24	3-6-05	Chapel Hill
2. Brice Johnson	21	3-5-16	Durham
Sean May	21	2-5-04	Chapel Hill
Bobby Jones	21	1-20-73	Chapel Hill
5. Mike O'Koren	20	1-13-79	Chapel Hill
Billy Cunningham	20	2-3-63	Durham

### ASSISTS VS. DUKE

Name	Assists	Date	Location
1. Ed Cota	13	3-4-00	Durham
Steve Hale	13	3-3-84	Chapel Hill
3. Ed Cota	12	2-5-9	Chapel Hill
4. Kendall Marshall	11	3-5-11	Chapel Hill
Ed Cota	11*	3-7-99	Charlotte
Ed Cota	11	3-2-97	Chapel Hill

### POINTS VS. FLORIDA STATE

Name	Points	Date	Location
1. Bobby Lewis	49	12-16-65	Chapel Hill
2. Brice Johnson	39	1-4-16	Tallahassee, Fla.
3. Joseph Forte	36	2-22-01	Chapel Hill
4. Hubert Davis	34	2-27-92	Tallahassee, Fla.
5. Sean May	32	3-3-05	Chapel Hill

### REBOUNDS VS. FLORIDA STATE

Name	Rebounds	Date	Location
1. Brice Johnson	23	1-4-16	Tallahassee, Fla.
2. Tyler Hansbrough	21	2-3-08	Tallahassee, Fla.
3. Lee Dedmon	17	2-22-71	Chapel Hill
4. Rasheed Wallace	16*	3-11-94	Charlotte
5. Luke Maye	15	1-14-17	Chapel Hill
Antawn Jamison	15	2-6-97	Chapel Hill
Robert McAdoo	15^	3-23-72	Los Angeles.

### ASSISTS VS. FLORIDA STATE

Name	Assists	Date	Location
1. Kendall Marshall	16	2-6-11	Chapel Hill
2. Ed Cota	14	1-24-98	Chapel Hill
3. Jeff McInnis	13	1-25-85	Chapel Hill
4. Ed Cota	12	12-20-97	Tallahassee, Fla.
5. Raymond Felton	11	12-22-02	Tallahassee, Fla.

### POINTS VS. GEORGIA TECH

Name	Points	Date	Location
1. Shammond Williams	42	2-8-98	Atlanta, Ga.
2. Tyler Hansbrough	40	2-15-06	Chapel Hill
3. Michael Jordan	39	1-29-83	Greensboro
4. Garrison Brooks	35	1-4-20	Chapel Hill
5. Bill Chamberlain	34~	3-27-71	New York City

### REBOUNDS VS. GEORGIA TECH

Name	Rebounds	Date	Location
1. Antawn Jamison	17	2-15-97	Atlanta
Eric Montross	17*	3-14-93	Charlotte
3. Kennedy Meeks	14	12-31-16	Atlanta
Sam Perkins	14	3-2-83	Atlanta
Lee Dedmon	14	2-9-74	Charlotte

### ASSISTS VS. GEORGIA TECH

Name	Assists	Date	Location
1. Ed Cota	13	2-8-98	Atlanta
2. Kendall Marshall	12	1-29-12	Chapel Hill
Ed Cota	12	12-22-98	Atlanta
4. Ty Lawson	11	2-28-09	Chapel Hill
Ed Cota	11	3-1-00	Chapel Hill
Derrick Phelps	11	2-2-92	Atlanta
Darrell Elston	11	2-9-74	Charlotte

**POINTS VS. LOUISVILLE**

Name	Points	Date	Location
1. Marcus Paige	32	11-24-13	Uncasville, Conn.
2. Robert McAdoo	30^	3-25-72	Los Angeles
3. Tyler Hansbrough	28^	3-29-08	Charlotte
4. Dennis Wycik	27^	3-25-72	Los Angeles
5. Phil Ford	26	2-27-77	Charlotte
Mike O'Koren	26	2-27-77	Charlotte

**REBOUNDS VS. LOUISVILLE**

Name	Rebounds	Date	Location
1. Robert McAdoo	19^	3-25-72	Los Angeles
2. Ademola Okulaja	15	12-17-98	Chapel Hill
Brad Daugherty	15^	3-20-86	Houston
4. Luke Maye	13	2-17-18	Louisville, Ky.
Tyler Hansbrough	13^	3-29-08	Charlotte

**ASSISTS VS. LOUISVILLE**

Name	Assists	Date	Location
1. Ty Lawson	9^	3-29-08	Charlotte
Ed Cota	9	12-23-99	Louisville, Ky.
Ed Cota	9^	3-23-97	Syracuse, N.Y.
Phil Ford	9	2-27-77	Charlotte
5. Kenny Smith	8^	3-20-86	Houston

**POINTS VS. MIAMI**

Name	Points	Date	Location
1. Tyler Hansbrough	35	1-23-08	Coral Gables, Fla.
2. Coby White	33	2-9-19	Chapel Hill
Joel Berry II	31	2-27-18	Chapel Hill
4. Brandon Robinson	29	1-25-20	Chapel Hill
5. P.J. Hairston	28*	3-17-13	Greensboro

**REBOUNDS VS. MIAMI**

Name	Rebounds	Date	Location
1. Sean May	16	1-7-04	Chapel Hill
2. Brice Johnson	15	2-20-16	Chapel Hill
Sean May	15	1-22-05	Chapel Hill
4. John Henson	14	1-10-12	Chapel Hill
Brendan Haywood	14	12-4-00	Chapel Hill
Jason Capel	14	12-18-99	Sunrise, Fla.
Joe Wolf	14	12-6-86	Chapel Hill

**ASSISTS VS. MIAMI**

Name	Assists	Date	Location
1. Kenny Smith	13	12-6-86	Chapel Hill
2. Theo Pinson	11	2-27-18	Chapel Hill
3. Kendall Marshall	10*	3-11-11	Greensboro
Ty Lawson	10	1-23-08	Coral Gables, Fla.
5. Kendall Marshall	9	2-15-12	Coral Gables, Fla.
Ed Cota	9	12-18-99	Sunrise, Fla.
King Rice	9	2-5-90	Chapel Hill

**POINTS VS. NC STATE**

Name	Points	Date	Location
1. Antawn Jamison	36	1-21-98	Raleigh
Bobby Lewis	36	2-14-67	Raleigh
3. Marcus Paige	35	2-26-14	Raleigh
4. Charlie Scott	34	2-12-68	Chapel Hill
5. Luke Maye	33	2-10-18	Raleigh
Charlie Scott	33	2-9-70	Chapel Hill
7. Tyler Hansbrough	32	2-20-08	Raleigh
Michael Jordan	32	2-18-84	Chapel Hill
Phil Ford	32	1-19-77	Raleigh
Pete Brennan	32	2-18-58	Raleigh

**REBOUNDS VS. NC STATE**

Name	Rebounds	Date	Location
1. Billy Cunningham	18	1-13-65	Chapel Hill
2. Luke Maye	17	2-10-18	Raleigh
Tyler Zeller	17	1-26-12	Chapel Hill
Rusty Clark	17	1-11-67	Chapel Hill
Larry Miller	17	1-13-66	Chapel Hill

**ASSISTS VS. NC STATE**

Name	Assists	Date	Location
1. Phil Ford	14	2-23-77	Chapel Hill
2. Kendall Marshall	13	2-22-12	Raleigh
Ed Cota	13	1-21-98	Raleigh
4. King Rice	12	1-20-90	Raleigh
5. Kendall Marshall	11	1-26-12	Chapel Hill
Ed Cota	11	2-9-00	Raleigh



**MARCUS PAIGE** scored 32 points against Louisville in Uncasville, Conn., on Nov. 24, 2013, the most any Tar Heel has scored against the Cardinals.

**POINTS VS. NOTRE DAME**

Name	Points	Date	Location
1. Cole Anthony	34	11-6-19	Chapel Hill
Tyler Hansbrough	34	11-26-08	Lahaina, Maui
3. J.R. Reid	31^	3-19-87	East Rutherford, N.J.
4. Phil Ford	29^	3-17-77	College Park, Md.
York Larese	29	1-7-61	Charlotte

**REBOUNDS VS. NOTRE DAME**

Name	Rebounds	Date	Location
1. Lee Shaffer	20	1-2-60	Charlotte
2. Billy Cunningham	18	1-4-64	Greensboro
3. Isaiah Hicks	15*	3-11-16	Washington, D.C.
Billy Cunningham	15	1-5-63	Notre Dame, Ind.
5. Brice Johnson	14	2-6-16	Notre Dame, Ind.

**ASSISTS VS. NOTRE DAME**

Name	Assists	Date	Location
1. Kenny Smith	12^	3-19-87	East Rutherford, N.J.
2. Ty Lawson	11	11-26-08	Lahaina, Maui
3. King Rice	9	1-5-91	East Rutherford, N.J.
4. Joel Berry II	8^	3-27-16	Philadelphia
Kenny Smith	8	1-26-86	Chapel Hill
John Kuester	8^	3-17-77	College Park, Md.

**POINTS VS. PITTSBURGH**

Name	Points	Date	Location
1. Antawn Jamison	36	11-29-96	Chapel Hill
2. Rasheed Wallace	30	11-29-94	Chapel Hill
3. Marcus Paige	27*	3-14-14	Greensboro
Robert McAdoo	27	12-4-71	Pittsburgh
5. Luke Maye	26	2-3-18	Chapel Hill

**REBOUNDS VS. PITTSBURGH**

Name	Rebounds	Date	Location
1. Antawn Jamison	15	11-29-96	Chapel Hill
2. <b>Garrison Brooks</b>	<b>13</b>	<b>1-18-20</b>	<b>Pittsburgh</b>
Theo Pinson	13	2-3-18	Chapel Hill
4. James Michael McAdoo	12	2-15-14	Chapel Hill
Bobby Jones	12	12-2-72	Chapel Hill

**ASSISTS VS. PITTSBURGH**

Name	Assists	Date	Location
1. Dante Calabria	9	12-20-95	Pittsburgh
2. Theo Pinson	8	2-3-18	Chapel Hill
3. Theo Pinson	7	2-25-17	Pittsburgh
Theo Pinson	7*	3-10-16	Washington, D.C.
Derrick Phelps	7	12-20-93	Pittsburgh
Steve Previs	7	12-4-71	Pittsburgh

**POINTS VS. SYRACUSE**

Name	Points	Date	Location
1. Coby White	34	2-26-19	Chapel Hill
2. <b>Garrison Brooks</b>	<b>26</b>	<b>2-29-20</b>	<b>Syracuse, N.Y.</b>
3. Cole Anthony	25	2-29-20	Syracuse, N.Y.
Kenny Smith	25^	3-21-87	East Rutherford, N.J.
5. Phil Ford	24^	3-20-75	Providence, R.I.

**REBOUNDS VS. SYRACUSE**

Name	Rebounds	Date	Location
1. Pete Brennan	15^	3-16-57	Philadelphia
2. <b>Garrison Brooks</b>	<b>14</b>	<b>2-29-20</b>	<b>Syracuse, N.Y.</b>
3. Pete Chilcutt	13	11-21-87	Springfield, Mass.
4. Luke Maye	12	2-26-19	Chapel Hill
Kennedy Meeks	12	1-16-17	Chapel Hill

**ASSISTS VS. SYRACUSE**

Name	Assists	Date	Location
1. Joel Berry II	10^	4-2-16	Houston
2. Kenny Smith	9	12-10-83	Syracuse, N.Y.
Phil Ford	9^	3-20-75	Providence, R.I.
4. Marcus Paige	8	2-29-16	Chapel Hill
Brice Johnson	8	1-9-16	Syracuse, N.Y.
Marcus Paige	8	1-9-16	Syracuse, N.Y.
Marcus Paige	8	1-26-15	Chapel Hill
Matt Doherty	8	12-10-83	Syracuse, N.Y.

**POINTS VS. VIRGINIA**

Name	Points	Date	Location
1. Charlie Scott	41*	3-5-70	Charlotte
2. Al Wood	39^	3-28-81	Philadelphia
3. Larry Miller	38	1-28-67	Chapel Hill
Billy Cunningham	38	2-23-65	Chapel Hill
5. Sam Perkins	36	1-15-83	Charlottesville, Va.

**REBOUNDS VS. VIRGINIA**

Name	Rebounds	Date	Location
1. Lennie Rosenbluth	25	1-11-55	Chapel Hill
2. Billy Cunningham	23	2-20-63	Chapel Hill
3. Doug Moe	21	1-14-61	Charlottesville, Va.
Lennie Rosenbluth	21	1-10-56	Chapel Hill
5. Antawn Jamison	20	1-17-96	Charlottesville, Va.

**ASSISTS VS. VIRGINIA**

Name	Assists	Date	Location
1. King Rice	11	3-9-90*	Charlotte
2. Ed Cota	10	1-18-00	Charlottesville, Va.
Ed Cota	10	3-7-97*	Greensboro
4. Ty Lawson	9	2-7-09	Chapel Hill
Ty Lawson	9	1-15-09	Charlottesville, Va.
Ed Cota	9	2-20-99	Charlottesville, Va.
Derrick Phelps	9	3-13-94*	Charlotte
King Rice	9	2-14-90	Charlottesville, Va.
Kenny Smith	9	2-7-85	Chapel Hill

**POINTS VS. VIRGINIA TECH**

Name	Points	Date	Location
1. Al Wood	33	2-3-79	Charlotte
2. Larry Miller	32	2-10-68	Blacksburg, Va.
3. Mike O'Koren	31	2-4-78	Charlotte
4. Bill Bunting	30	1-11-69	Chapel Hill
Larry Miller	30	12-2-67	Chapel Hill
Billy Cunningham	30	1-18-64	Chapel Hill

**REBOUNDS VS. VIRGINIA TECH**

Name	Rebounds	Date	Location
1. Billy Cunningham	25	1-18-64	Chapel Hill
2. Brice Johnson	17	1-24-16	Blacksburg, Va.
Rusty Clark	17	12-2-67	Chapel Hill
4. John Henson	16	1-19-12	Blacksburg, Va.
Bobby Jones	16	12-9-72	Charlotte



**THEO PINSON** has the most assists by a Tar Heel against both Miami and Pittsburgh since those teams joined the ACC.

**ASSISTS VS. VIRGINIA TECH**

Name	Assists	Date	Location
1. Kendall Marshall	9	1-13-11	Chapel Hill
Phil Ford	9	2-17-75	Blacksburg, Va.
3. Theo Pinson	8	1-22-18	Blacksburg, Va.
Kendall Marshall	8	1-19-12	Blacksburg, Va.
Larry Drew II	8	1-10-10	Chapel Hill
Walter Davis	8	12-6-75	Chapel Hill

**POINTS VS. WAKE FOREST**

Name	Points	Date	Location
1. Charlie Scott	43	1-17-70	Chapel Hill
2. Bobby Lewis	37	2-3-66	Chapel Hill
3. Bobby Lewis	35	2-9-65	Chapel Hill
Billy Cunningham	35	2-9-65	Chapel Hill
Billy Cunningham	35	1-6-65	Winston Salem

**REBOUNDS VS. WAKE FOREST**

Name	Rebounds	Date	Location
1. Pete Brennan	22	1-4-58	Chapel Hill
2. Mitch Kupchak	19	1-14-76	Chapel Hill
Billy Cunningham	19	2-9-65	Chapel Hill
4. Tyler Zeller	18	1-31-12	Winston Salem
Brad Daugherty	18	3-8-85*	Atlanta

**ASSISTS VS. WAKE FOREST**

Name	Assists	Date	Location
1. Ed Cota	13	2-12-00	Chapel Hill
2. Phil Ford	12	1-15-78	Chapel Hill
3. Raymond Felton	11	12-20-03	Chapel Hill
Derrick Phelps	11	1-16-92	Winston Salem
Phil Ford	11	1-15-75	Winston Salem

\* ACC Tournament

^ NCAA Tournament

~ NIT

*note: this list includes current ACC opponents and includes games before teams joined the ACC*





# UNC BESTS VS. ACC OPPONENTS



**COLE ANTHONY** made six three-pointers and scored 34 points against Notre Dame on Nov. 6, 2019.

## BOSTON COLLEGE

**Points:** 36 by Mitch Kupchak, March 22, 1975 (32 by Luke Maye, Jan. 9, 2018)  
**3FGs:** 4 by seven players, last by Luke Maye, Jan. 9, 2018  
**Rebounds:** 20 by Luke Maye, March 5, 2019  
**Assists:** 11 by Kendall Marshall, Jan. 7, 2012  
**Blocked Shots:** 4 by James Michael McAdoo, Jan. 18, 2014  
**Steals:** 4 by Harrison Barnes, Jan. 7, 2012

### Boston College Highs vs. UNC

**Points:** 46 by Tyrese Rice, March 1, 2008  
**Rebounds:** 15 by Joe Trapani, Feb. 1, 2011; by Craig Smith, March 11, 2006\*  
**Assists:** 11 by Louis Hinnant, March 11, 2006\*

## CLEMSON

**Points:** 45 by Lennie Rosenbluth, March 7, 1957\*; by Rosenbluth, Jan. 14, 1956; by George Glamack, Feb. 10, 1941  
**3FGs:** 8 by Rashad McCants, March 2, 2004; by Jeff McInnis, Feb. 14, 1996  
**Rebounds:** 27 by Billy Cunningham, Feb. 16, 1963  
**Assists:** 13 by Kendall Marshall, Feb. 18, 2012; by Steve Hale, Feb. 23, 1985  
**Blocked Shots:** 6 by Brendan Haywood, Jan. 17, 2001  
**Steals:** 6 by Dudley Bradley, Jan. 27, 1979

### Clemson Highs vs. UNC

**Points:** 35 by Butch Zatezalo, Feb. 15, 1969  
**Rebounds:** 21 by Dale Davis, Feb. 1, 1989; by Earle Maxwell, Feb. 18, 1961  
**Assists:** 12 by Grayson Marshall, Jan. 28, 1987

## DUKE

**Points:** 40 by Charlie Scott, March 8, 1969\*; by Lennie Rosenbluth, March 1, 1957  
**3FGs:** 6 by Kenny Williams, Feb. 8, 2018; by Hubert Davis, March 8, 1992  
**Rebounds:** 24 by Sean May, March 6, 2005  
**Assists:** 13 by Ed Cota, March 4, 2000; by Steve Hale, March 3, 1984  
**Blocked Shots:** 7 by Danny Green, March 8, 2008  
**Steals:** 7 by Dudley Bradley, March 3, 1979\*

### Duke Highs vs. UNC (since ACC formed in 1953-54)

**Points:** 48 by Dick Groat, Feb. 29, 1952 (40 by Art Heyman, Feb. 23, 1963)  
**Rebounds:** 31 by Bernie Janicki, Feb. 29, 1952 (24 by Art Heyman, Feb. 23, 1963)  
**Assists:** 14 by Kevin Billerman, March 2, 1974

## FLORIDA STATE

**Points:** 49 by Bobby Lewis, Dec. 16, 1965 (39 by Brice Johnson, Jan. 4, 2016)  
**3FGs:** 8 by Hubert Davis, Feb. 27, 1992; by Dante Calabria, Jan. 25, 1995  
**Rebounds:** 23 by Brice Johnson, Jan. 4, 2016  
**Assists:** 16 by Kendall Marshall, Feb. 6, 2011  
**Blocked Shots:** 7 by Brendan Haywood, Jan. 20, 2001  
**Steals:** 7 by George Lynch, Jan. 27, 1993

### FSU Highs vs. UNC

**Points:** 35 by Xavier Rathan-Mayes, Jan. 24, 2015  
**Rebounds:** 17 by Dave Cowens, Dec. 13, 1969 (12 five times, last by Jonathan Isaac, Jan. 14, 2017)  
**Assists:** 13 by Luke Loucks, March 11, 2012\*

## GEORGIA TECH

**Points:** 42 by Shammond Williams, Feb. 8, 1998  
**3FGs:** 8 by Shammond Williams, Feb. 8, 1998  
**Rebounds:** 17 by Eric Montross, March 14, 1993\*; by Antawn Jamison, Feb. 15, 1997  
**Assists:** 13 by Ed Cota, Feb. 8, 1998  
**Blocked Shots:** 5 on four occasions, last by Desmond Hubert, Jan. 23, 2013  
**Steals:** 9 by Derrick Phelps, Feb. 2, 1992

### Georgia Tech Highs vs. UNC

**Points:** 47 by Rich Yunkus, Feb. 14, 1970 (37 by Dennis Scott, Feb. 1, 1990)  
**Rebounds:** 18 by Alvin Jones, Feb. 3, 2001  
**Assists:** 17 by Kenny Anderson, Feb. 1, 1990

## LOUISVILLE

**Points:** 32 by Marcus Paige, Nov. 24, 2013 (23 by Joel Berry II, Feb. 17, 2018)  
**3FGs:** 5 by Joel Berry II, Feb. 17, 2018  
**Rebounds:** 19 by Robert McAdoo, March 25, 1972\*\* (13 by Luke Maye, Feb. 17, 2018)  
**Assists:** 9 by Ty Lawson, March 29, 2008^; by Ed Cota, Dec. 23, 1999; by Cota, March 23, 1997; by Phil Ford, Feb. 27, 1977 (6 by Coby White, March 14, 2019\*)  
**Blocked Shots:** 3 by Brendan Haywood, Dec. 17, 1998; (by Justin Jackson, Jan. 10, 2015)  
**Steals:** 4 by Shammond Williams, Dec. 3, 1997; by Jim Braddock, Dec. 29, 1980; by Phil Ford, Feb. 27, 1977 (4 by Luke Maye, Feb. 17, 2018; by Marcus Paige, March 12, 2015\*)

### Louisville Highs vs. UNC (since Louisville joined the ACC in 2014-15)

**Points:** 36 by Russ Smith, Nov. 24, 2013 (25 by Terry Rozier, Jan. 10, 2015)  
**Rebounds:** 15 by Montrezl Harrell, Jan. 31, 2015  
**Assists:** 10 by Phil Bond, Feb. 27, 1977 (9 by Christen Cunningham, Feb. 2, 2019)

## MIAMI

**Points:** 35 by Tyler Hansbrough, Jan. 23, 2008  
**Three-Point Field Goals:** 7 by Wayne Ellington, Jan. 17, 2009; by Coby White, Feb. 9, 2019  
**Rebounds:** 16 by Sean May, Jan. 7, 2004 (15 by Brice Johnson, Feb. 20, 2016; by Sean May, Jan. 22, 2005)  
**Assists:** 13 by Kenny Smith, Dec. 6, 1986 (11 by Theo Pinson, Feb. 27, 2018)  
**Blocked Shots:** 10 by Brendan Haywood, Dec. 4, 2000 (5 by John Henson, March 11, 2011\*)  
**Steals:** 4 by Jackie Manuel, Jan. 4, 2003 (4 by J.P. Tokoto, Feb. 28, 2015; by Tokoto, Jan. 10, 2013)

### Miami Highs vs. UNC

**Points:** 35 by Jack McClinton, Feb. 15, 2009  
**Rebounds:** 15 by Jimmy Graham, Feb. 15, 2009  
**Assists:** 10 by Jerome Scott, Feb. 5, 1990 (9 by Shane Larkin, Feb. 9, 2013)

## NC STATE

**Points:** 36 by Antawn Jamison, Jan. 21, 1998; by Bobby Lewis, Feb. 14, 1967  
**3FGs:** 8 by Raymond Felton, Jan. 26, 2003  
**Rebounds:** 18 by Billy Cunningham, Jan. 13, 1965  
**Assists:** 14 by Phil Ford, Feb. 23, 1977  
**Blocked Shots:** 7 by John Henson, Jan. 29, 2011  
**Steals:** 6 by George Lynch, Jan. 7, 1993; by Michael Jordan, Feb. 18, 1984

### NC State Highs vs. UNC

**Points:** 37 by Rodney Monroe, Feb. 6, 1991  
**Rebounds:** 24 by Ronnie Shavlik, Dec. 31, 1955  
**Assists:** 13 by Nate McMillan, Feb. 16, 1985

## NOTRE DAME

**Points:** 34 by Tyler Hansbrough, Nov. 26, 2008; (by Cole Anthony, Nov. 6, 2019)  
**3FGs:** 6 by Cole Anthony, Nov. 6, 2019  
**Rebounds:** 20 by Lee Shaffer, Jan. 2, 1960 (15 by Isaiah Hicks, March 11, 2016\*)  
**Assists:** 12 by Kenny Smith, March 19, 1987\*\* (8 by Joel Berry II, March 27, 2016^)  
**Blocked Shots:** 3 by Rasheed Wallace, Feb. 23, 1994 (3 by Garrison Brooks, Nov. 6, 2019; by Tony Bradley, Feb. 5, 2017; by Brice Johnson, Feb. 6, 2016)  
**Steals:** 4 by George Lynch, Jan. 11, 1992 (4 by Tokoto, March 14, 2015\*; by Tokoto, Feb. 8, 2014; by James Michael McAdoo)

### Notre Dame Highs vs. UNC (since Notre Dame joined the ACC in 2013-14)

**Points:** 39 by Kyle McAlarney, Nov. 26, 2008 (26 by Demetrius Jackson, March 27, 2016^)  
**Rebounds:** 21 by Walt Sahn, Jan. 5, 1963 (19 by John Mooney, Jan. 15, 2019)  
**Assists:** 10 by Elmer Bennett, Jan. 11, 1992; by Bennett, Jan. 5, 1991 (10 by Jerian Grant, March 14, 2015\*)

## PITTSBURGH

**Points:** 36 by Antawn Jamison, Nov. 29, 1996 (27 by Marcus Paige, March 14, 2014\*)  
**3FGs:** 5 by Donald Williams, Dec. 20, 1993 (5 by Marcus Paige, Feb. 15, 2014; Justin Jackson, Feb. 25, 2017; Joel Berry II, Jan. 31, 2017)

**Rebounds:** 15 by Antawn Jamison, Nov. 29, 1996 (13 by Garrison Brooks, Jan. 18, 2020; by Theo Pinson, Feb. 3, 2018)

**Assists:** 9 by Dante Calabria, Dec. 20, 1995 (8 by Theo Pinson, Feb. 3, 2018)

**Blocked Shots:** 5 by Brice Johnson, Feb. 15, 2014; by Johnson, March 10, 2016\*

**Steals:** 5 by Jerry Stackhouse, Nov. 29, 1994 (4 by Leaky Black, Jan. 18, 2020; by Joel Berry II, March 10, 2016\*; by Marcus Paige, Feb. 15, 2014)

### Pittsburgh Highs vs. UNC (since Pitt joined the ACC in 2013-14)

**Points:** 25 by Billy Knight, Dec. 2, 1972 (24 by Trey McGowens, Jan. 8, 2020; by Cameron Johnson, Jan. 31, 2017)

**Rebounds:** 21 by Talib Zanna, March 14, 2014\*

**Assists:** 10 by Jerry McCullough, Dec. 20, 1993; by Cameron Wright, Feb. 14, 2015

## SYRACUSE

**Points:** 34 by Coby White, Feb. 26, 2019

**3FGs:** 6 by Cole Anthony, Feb. 29, 2020; by Coby White, Feb. 26, 2019

**Rebounds:** 15 by Pete Brennan, March 16, 1957^ (14 by Garrison Brooks, Feb. 29, 2020)

**Assists:** 10 by Joel Berry II, April 2, 2016^

**Blocked Shots:** 3 by J.R. Reid, March 21, 1987^; by Brad Daugherty, Jan. 8, 1983; by Mitch Kupchak, March 20, 1975^ (3 by Brice Johnson, Jan. 26, 2015)

**Steals:** 4 by Jeff Lebo, Nov. 21, 1987; by Michael Jordan, Jan. 8, 1983 (4 by Joel Berry II, Jan. 9, 2016; by Marcus Paige, Jan. 26, 2015)

### Syracuse Highs vs. UNC (since Syracuse joined the ACC in 2013-14)

**Points:** 29 by Tyus Battle, Feb. 26, 2019

**Rebounds:** 15 by Jon Cincebox, March 20, 1957^; (15 by Bourama Sidibe, Feb. 29, 2020)

**Assists:** 9 by Sherman Douglas, March 21, 1987^ (8 by Joseph Girard III, March 12, 2020\*)

## VIRGINIA

**Points:** 41 by Charlie Scott, March 5, 1970\*

**3FGs:** 6 by P.J. Hairston, Feb. 16, 2013

**Rebounds:** 25 by Lennie Rosenbluth, Jan. 11, 1955

**Assists:** 11 by King Rice, March 9, 1990\*

**Blocked Shots:** 6 by Rasheed Wallace Feb. 19, 1995; by Wallace, Feb. 19, 1994; by Sam Perkins, Jan. 18, 1984

**Steals:** 6 by Michael Jordan, Jan. 15, 1983; by Al Wood, Feb. 3, 1981

### Virginia Highs vs. UNC

**Points:** 45 by Buzzy Wilkinson, Feb. 8, 1954

**Rebounds:** 22 by Bob Mortell, March 3, 1960\*

**Assists:** 12 by John Johnson, March 7, 1987

## VIRGINIA TECH

**Points:** 33 by Al Wood, Feb. 3, 1979 (28 by Garrison Brooks, Jan. 22, 2020; by Tyler Hansbrough, March 13, 2009\*)

**3FGs:** 5 by Dante Calabria, Jan. 21, 1995 (5 by Brandon Robinson, March 11, 2020\*; by Coby White, Jan. 21, 2019; by Joel Berry II and Justin Jackson, Jan. 26, 2017)

**Rebounds:** 25 by Billy Cunningham, Jan. 18, 1964 (17 by Brice Johnson, Jan. 24, 2016)

**Assists:** 9 by Phil Ford, Feb. 17, 1975 (9 by Kendall Marshall, Jan. 13, 2011)

**Blocked Shots:** 7 by Rasheed Wallace, Jan. 21, 1995 (6 by John Henson, Jan. 19, 2012; by Ed Davis, March 4, 2009)

**Steals:** 6 by Dudley Bradley, Feb. 3, 1979 (4 by Coby White, Jan. 21, 2019)

### Virginia Tech Highs vs. UNC (since Virginia Tech joined the ACC in 2004-05)

**Points:** 33 by Zabian Dowdell, Feb. 13, 2007

**Rebounds:** 17 by Kerry Blackshear, Jan. 21, 2019

**Assists:** 10 by Malcolm Delaney, March 13, 2009\*

## WAKE FOREST

**Points:** 43 by Charlie Scott, Jan. 17, 1970

**3FGs:** 7 by Cameron Johnson, Feb. 16, 2019

**Rebounds:** 22 by Pete Brennan, Jan. 4, 1958

**Assists:** 13 by Ed Cota, Feb. 12, 2000

**Blocked Shots:** 5 by Warren Martin, Feb. 8, 1986; by John Henson, Feb. 27, 2010; by John Henson, Feb. 15, 2011

**Steals:** 7 by Dudley Bradley, Dec. 1, 1978; by Walter Davis, Jan. 14, 1976

### Wake Forest Highs vs. UNC

**Points:** 41 by Charlie Davis, Feb. 5, 1970

**Rebounds:** 20 by Tim Duncan, March 12, 1995\*; by Ronny Watts, March 4, 1965

**Assists:** 17 by Tyrone Bogues, Feb. 8, 1986

*(stats included in parentheses are the single-game highs since the opponent joined the ACC if the top mark came in a game before the opponent joined the league)*



Naismith Hall of Famer CHARLIE SCOTT is one of six 2,000-point scorers in Carolina history. He holds single-game scoring records by a Tar Heel against Virginia and Wake Forest.

\* ACC Tournament  
^ NCAA Tournament  
~ NIT



# CAREER LEADERS VS. ACC OPPONENTS

## BOSTON COLLEGE

POINTS	Years
139 Tyler Hansbrough	2005-09
83 Marcus Paige	2012-16
77 Brice Johnson	2012-16
70 Wayne Ellington	2006-09
66 Justin Jackson	2014-17
63 Tyler Zeller	2008-12
61 Harrison Barnes	2010-12
60 Danny Green	2005-09
54 Luke Maye	2015-19
54 Isaiah Hicks	2013-17

REBOUNDS	Years
63 Tyler Hansbrough	2005-09
43 Luke Maye	2015-19
43 Brice Johnson	2012-16
34 John Henson	2009-12
30 Tyler Zeller	2008-12
28 Kennedy Meeks	2013-17
26 Deon Thompson	2006-10
24 Isaiah Hicks	2013-17
24 Marcus Paige	2012-16
23 Cameron Johnson	2017-19
23 James M McAdoo	2011-14

ASSISTS	Years
34 Ty Lawson	2006-09
26 Marcus Paige	2012-16
24 Kendall Marshall	2010-12
17 Theo Pinson	2014-18
17 J.P.Tokoto	2012-15
16 Joel Berry II	2014-18
15 Nate Britt	2013-17
14 Wayne Ellington	2006-09
12 Larry Drew II	2008-11
11 Justin Jackson	2014-17
11 Dexter Strickland	2009-12
11 Bobby Frasor	2005-09
11 Tyler Hansbrough	2005-09

THREE-POINTERS	Years
12 Marcus Paige	2012-16
10 Wayne Ellington	2006-09
10 Danny Green	2005-09
8 Harrison Barnes	2010-12
8 Reyshawn Terry	2003-07
7 Joel Berry II	2014-18
7 Justin Jackson	2014-17
6 Reggie Bullock	2010-13
6 P.J. Hairston	2011-13
6 Wes Miller	2004-07

## CLEMSON

POINTS	Years
220 Lennie Rosenbluth	1954-57
195 Phil Ford	1974-78
166 Walter Davis	1973-77
162 Sam Perkins	1980-84
156 Michael Jordan	1981-84
151 Charlie Scott	1967-70
141 Billy Cunningham	1962-65
136 Rashad McCants	2002-05
136 Pete Brennan	1955-58
129 Al Wood	1977-81

REBOUNDS	Years
104 Billy Cunningham	1962-65
91 Mitch Kupchak	1973-76
83 Sam Perkins	1980-84
82 Doug Moe	1958-61
76 Rusty Clark	1966-69
75 #Pete Brennan	1955-58
74 Eric Montross	1990-94
68 George Lynch	1989-93
68 Brad Daugherty	1982-86
67 #Lennie Rosenbluth	1954-57

# rebound totals for Brennan and Rosenbluth are incomplete

ASSISTS	Years
57 Ed Cota	1996-2000
55 Phil Ford	1974-78
52 Steve Hale	1982-86
47 Raymond Felton	2002-05
42 Jeff McInnis	1993-96
42 Jeff Lebo	1985-89
38 Matt Doherty	1980-84
36 King Rice	1987-91
34 Derrick Phelps	1990-94
34 Kenny Smith	1983-87

THREE-POINTERS	Years
22 Jason Capel	1998-2002
19 Rashad McCants	2002-05
18 Cameron Johnson	2017-19
18 Jeff McInnis	1993-96
17 Raymond Felton	2002-03
17 Dante Calabria	1992-96
16 Shammond Williams	1994-98
15 Wayne Ellington	2006-09
15 Donald Williams	1991-95
14 Joel Berry II	2014-17
14 Hubert Davis	2014-17

## DUKE

POINTS	Years
251 Phil Ford	1974-78
251 Lennie Rosenbluth	1954-57
222 Al Wood	1977-81
192 Mike O'Koren	1976-80
187 Walter Davis	1973-77
178 York Larese	1958-61
176 Charlie Scott	1967-70
166 Lee Shaffer	1957-60
164 Billy Cunningham	1962-65
161 Tyler Hansbrough	2005-09

REBOUNDS	Years
105 Mike O'Koren	1976-80
103 Mitch Kupchak	1973-76
99 Pete Brennan	1955-58
93 Billy Cunningham	1962-65
89 Doug Moe	1958-61
89 #Lennie Rosenbluth	1954-57
86 Tyler Hansbrough	2005-09
86 Bobby Jones	1971-74
84 John Henson	2009-12
81 Sean May	2002-05

# rebound totals for Rosenbluth in 1954-55 are incomplete

ASSISTS	Years
82 Ed Cota	1996-2000
52 Phil Ford	1974-78
50 Derrick Phelps	1990-94
47 King Rice	1987-91
46 Kenny Smith	1983-87
46 George Karl	1970-73
41 Jimmy Black	1978-82
41 Walter Davis	1973-77
39 Kendall Marshall	2010-12
39 Raymond Felton	2002-05

THREE-POINTERS	Years
17 Shammond Williams	1994-98
16 Kenny Williams	2015-19
15 Joel Berry II	2014-18
14 Cameron Johnson	2017-19
14 Hubert Davis	1988-92
12 Donald Williams	1991-95
12 Jeff Lebo	1985-89
11 Marcus Paige	2012-16
11 Raymond Felton	2002-05
11 Jason Capel	1998-2002

## FLORIDA STATE

POINTS	Years
140 Tyler Hansbrough	2005-09
116 Kris Lang	1998-2002
108 Shammond Williams	1994-98
97 Dante Calabria	1992-96
97 Eric Montross	1990-94
96 Wayne Ellington	2006-09
93 Joseph Forte	1999-2001
93 Brian Reese	1990-94
92 Marcus Paige	2012-16
89 Brendan Haywood	1997-2001

REBOUNDS	Years
76 Tyler Hansbrough	2005-09
57 Eric Montross	1990-94
52 Brice Johnson	2012-16
52 Ademola Okulaja	1995-99
51 Antawn Jamison	1995-98
51 George Lynch	1989-93
50 Sean May	2002-05
47 Brendan Haywood	1997-2001
41 Reggie Bullock	2010-13
41 Kris Lang	1998-2001

ASSISTS	Years
61 Ed Cota	1996-2000
58 Derrick Phelps	1990-94
47 Raymond Felton	2002-05
38 Marcus Paige	2012-16
37 Kendall Marshall	2010-12
36 Jeff McInnis	1993-96
27 Ademola Okulaja	1995-99
23 Jackie Manuel	2001-05
22 Ty Lawson	2006-09
22 Dante Calabria	1992-96

THREE-POINTERS	Years
22 Shammond Williams	1994-98
22 Dante Calabria	1992-96
16 P.J. Hairston	2011-13
16 Danny Green	2005-09
16 Melvin Scott	2001-05
16 Hubert Davis	1988-92
14 Marcus Paige	2012-16
13 Wayne Ellington	2006-09
12 Rashad McCants	2002-05
12 Jeff McInnis	1993-96



**GEORGIA TECH**

<b>POINTS</b>	<b>Years</b>
149 Michael Jordan	1981-84
135 Tyler Hansbrough	2005-09
132 Antawn Jamison	1995-98
128 Rashad McCants	2002-05
126 Sam Perkins	1980-84
123 Scott Williams	1986-90
123 J.R. Reid	1986-89
120 George Lynch	1989-93
118 Rick Fox	1987-91
118 Brad Daugherty	1982-86

<b>REBOUNDS</b>	<b>Years</b>
90 Sam Perkins	1980-84
83 George Lynch	1989-93
75 Kris Lang	1998-2002
66 Eric Montross	1990-94
60 Brad Daugherty	1982-86
59 Antawn Jamison	1995-98
59 Scott Williams	1986-90
58 Jason Capel	1998-2002
58 Pete Chilcutt	1987-91
55 Ademola Okulaja	1995-99

<b>ASSISTS</b>	<b>Years</b>
76 Ed Cota	1996-2000
52 Kenny Smith	1983-87
46 Derrick Phelps	1990-94
41 Raymond Felton	2002-05
36 King Rice	1987-91
35 Marcus Paige	2012-16
34 Jeff Lebo	1985-89
28 Ty Lawson	2006-09
28 Steve Bucknall	1985-89
27 Steve Hale	1982-86
27 Matt Doherty	1980-84

<b>THREE-POINTERS</b>	<b>Years</b>
20 Shammond Williams	1994-98
18 Rashad McCants	2002-05
16 Dante Calabria	1992-96
15 Donald Williams	1991-95
15 Jeff Lebo	1985-89
14 Raymond Felton	2002-05
12 Melvin Scott	2001-05
12 Jason Capel	1998-2002
12 Ademola Okulaja	1995-99
12 Hubert Davis	1988-92

**LOUISVILLE**

<b>POINTS</b>	<b>Years</b>
79 Marcus Paige	2012-16
70 Luke Maye	2015-19
65 Justin Jackson	2014-17
63 Brice Johnson	2012-16
62 Kennedy Meeks	2013-17
56 Joel Berry II	2014-18
55 Cameron Johnson	2017-19
44 Shammond Williams	1994-98
40 Ed Cota	1996-2000
38 Ademola Okulaja	1995-99

<b>REBOUNDS</b>	<b>Years</b>
47 Luke Maye	2015-19
44 Brice Johnson	2012-16
43 Kennedy Meeks	2013-17
27 Ademola Okulaja	1995-99
26 J.P. Tokoto	2012-15
24 Isaiah Hicks	2013-17
20 Justin Jackson	2014-17
20 Joel James	2012-16
19 Cameron Johnson	2017-19
19 Robert McAdoo	1971-72

<b>ASSISTS</b>	<b>Years</b>
29 Ed Cota	1997-2000
18 Marcus Paige	2012-16
12 Coby White	2018-19
12 J.P. Tokoto	2012-15
12 Shammond Williams	1994-98
12 Bobby Jones	1971-74
10 Luke Maye	2015-19
10 Joel Berry II	2014-18
10 Theo Pinson	2014-18
10 Kennedy Meeks	2013-17

<b>THREE-POINTERS</b>	<b>Years</b>
12 Marcus Paige	2012-16
10 Joel Berry II	2014-18
7 Cameron Johnson	2017-19
7 Shammond Williams	1994-98
6 Luke Maye	2015-19
5 Nate Britt	2013-17
5 Max Owens	1997-2001
4 Kenny Williams	2015-19
4 Justin Jackson	2014-17
3 Brandon Robinson	2016-20
3 Theo Pinson	2014-18
3 Ed Cota	1996-2000

**MIAMI**

<b>POINTS</b>	<b>Years</b>
139 Tyler Hansbrough	2005-09
68 Joel Berry II	2014-18
68 Ty Lawson	2006-09
67 Cameron Johnson	2017-19
64 Brice Johnson	2012-16
64 Wayne Ellington	2006-09
62 Luke Maye	2015-19
61 Marcus Paige	2012-16
60 Harrison Barnes	2010-12
59 Justin Jackson	2014-17
59 Reggie Bullock	2010-13

<b>REBOUNDS</b>	<b>Years</b>
57 John Henson	2009-12
46 Tyler Hansbrough	2005-09
43 Luke Maye	2015-19
38 Brice Johnson	2012-16
38 Reggie Bullock	2010-13
36 Tyler Zeller	2008-12
31 Sean May	2002-05
30 James M McAdoo	2011-14
<b>27 Garrison Brooks</b>	<b>2017-</b>
27 Kennedy Meeks	2013-17

<b>ASSISTS</b>	<b>Years</b>
30 Kendall Marshall	2010-12
26 Marcus Paige	2012-16
25 Ty Lawson	2006-09
23 Theo Pinson	2014-18
21 Dexter Strickland	2009-12
20 Raymond Felton	2002-05
19 Joel Berry II	2014-18
14 Coby White	2018-19
14 Larry Drew II	2008-11
14 Quentin Thomas	2004-08

<b>THREE-POINTERS</b>	<b>Years</b>
13 Wayne Ellington	2006-09
12 Reggie Bullock	2010-13
12 Ty Lawson	2010-13
11 Cameron Johnson	2017-19
11 Marcus Paige	2012-16
11 P.J. Hairston	2011-13
10 Joel Berry II	2014-18
10 Justin Jackson	2014-17
10 Leslie McDonald	2009-14

**NC STATE**

<b>POINTS</b>	<b>Years</b>
270 Phil Ford	1974-78
205 Walter Davis	1973-77
199 Tyler Hansbrough	2005-09
191 Sam Perkins	1980-84
189 Lennie Rosenbluth	1954-57
169 Charlie Scott	1967-70
167 Antawn Jamison	1995-98
160 Dennis Wuycik	1969-72
159 Mike O'Koren	1976-80
157 Bobby Lewis	1964-67

<b>REBOUNDS</b>	<b>Years</b>
99 Mitch Kupchak	1973-76
95 Sam Perkins	1980-84
94 Larry Miller	1965-68
86 Brad Daugherty	1982-86
81 Billy Cunningham	1962-65
75 Walter Davis	1973-77
74 Antawn Jamison	1995-98
73 Rusty Clark	1966-69
71 Luke Maye	2015-19
69 Kennedy Meeks	2013-17
67 #Lennie Rosenbluth	1954-57

# rebound totals for Rosenbluth are incomplete

<b>ASSISTS</b>	<b>Years</b>
77 Phil Ford	1974-78
60 Ed Cota	1996-2000
56 Kenny Smith	1983-87
49 Jimmy Black	1978-82
43 Marcus Paige	2012-16
43 King Rice	1987-91
42 Kendall Marshall	2010-12
40 Steve Hale	1982-86
38 Derrick Phelps	1990-94
35 Ty Lawson	2006-09
35 Matt Doherty	1980-84

<b>THREE-POINTERS</b>	<b>Years</b>
18 Marcus Paige	2012-16
17 Shammond Williams	1994-98
16 Raymond Felton	2002-05
15 Rick Fox	1987-91
14 Reggie Bullock	2010-13
14 Hubert Davis	1988-92
13 Justin Jackson	2014-17
12 Rashad McCants	2002-05
12 Donald Williams	1991-95
11 Joel Berry II	2014-18

## NOTRE DAME

POINTS	Years
112 Marcus Paige	2012-16
99 Brice Johnson	2012-16
90 Joel Berry II	2014-18
76 York Larese	1958-61
68 Kennedy Meeks	2013-17
66 Lee Shaffer	1957-60
61 Harvey Salz	1957-60
61 Eric Montross	1990-94
57 Cole Anthony	2019-20
57 Isaiah Hicks	2013-17

REBOUNDS	Years
50 Brice Johnson	2012-16
36 Luke Maye	2015-19
36 Kennedy Meeks	2013-17
35 Theo Pinson	2014-18
35 Isaiah Hicks	2013-17
33 Billy Cunningham	1962-65
32 Lee Shaffer	1957-60
<b>28 Garrison Brooks</b>	<b>2017-</b>
25 York Larese	1958-61
25 Eric Montross	1990-94

ASSISTS	Years
33 Joel Berry II	2014-18
31 Marcus Paige	2012-16
25 Kenny Smith	1983-87
20 Theo Pinson	2014-18
14 J.P. Tokoto	2012-15
13 Kenny Williams	2015-19
13 Justin Jackson	2014-17
13 George Karl	1970-73
12 Brian Reese	1990-94
11 Cole Anthony	2019-20
11 Cameron Johnson	2017-19
11 Ty Lawson	2006-09
11 George Karl	1970-73

THREE-POINTERS	Years
21 Marcus Paige	2012-16
11 Joel Berry II	2014-18
9 Cole Anthony	2019-20
7 Kenny Williams	2015-19
7 Hubert Davis	1988-92
6 Brandon Robinson	2016-20
4 Coby White	2018-19
4 Rick Fox	1987-91
3 Justin Jackson	2014-17
3 Donald Williams	1991-95

## PITTSBURGH

POINTS	Years
91 Joel Berry II	2014-18
86 Brice Johnson	2012-16
76 Justin Jackson	2014-17
76 Marcus Paige	2012-16
<b>56 Garrison Brooks</b>	<b>2017-</b>
56 Isaiah Hicks	2013-17
56 Kennedy Meeks	2013-17
55 Luke Maye	2015-19
53 Antawn Jamison	1995-98
40 Rasheed Wallace	1993-95

REBOUNDS	Years
<b>33 Garrison Brooks</b>	<b>2017-</b>
33 Brice Johnson	2012-16
31 Kennedy Meeks	2013-17
26 Luke Maye	2015-19
24 Justin Jackson	2014-17
24 Isaiah Hicks	2013-17
21 Serge Zwikker	1993-97
21 Bobby Jones	1971-74
<b>20 Armando Bacot</b>	<b>2019-</b>
19 Rasheed Wallace	1993-95
19 James M McAdoo	2011-14
19 Antawn Jamison	1995-98
19 Joel Berry II	2014-18
19 Theo Pinson	2014-18

ASSISTS	Years
28 Theo Pinson	2014-18
22 Joel Berry II	2014-18
19 Dante Calabria	1992-96
18 Justin Jackson	2014-17
18 Nate Britt	2013-17
17 Marcus Paige	2012-16
11 J.P. Tokoto	2012-15
10 Leaky Black	2018-
10 Isaiah Hicks	2013-17

THREE-POINTERS	Years
17 Joel Berry II	2014-18
15 Marcus Paige	2012-16
12 Justin Jackson	2014-17
7 Brandon Robinson	2016-20
7 Donald Williams	1991-95
6 Luke Maye	2015-19
4 Coby White	2018-19
4 Cameron Johnson	2017-19
4 Kenny Williams	2015-19
4 Dante Calabria	1992-96
4 Shammond Williams	1994-98



JOEL BERRY II has scored more points than any other Tar Heel against Pittsburgh and Syracuse, who began playing in the ACC in 2013-14.

SYRACUSE		VIRGINIA		VIRGINIA TECH		WAKE FOREST	
POINTS	Years	POINTS	Years	POINTS	Years	POINTS	Years
71 Joel Berry II	2014-18	220 Phil Ford	1974-78	160 Tyler Hansbrough	2005-09	254 Phil Ford	1974-78
66 Justin Jackson	2014-17	201 Lennie Rosenbluth	1954-57	108 Larry Miller	1965-68	237 Lennie Rosenbluth	1954-57
65 Kennedy Meeks	2013-17	171 Charlie Scott	1967-70	91 Wayne Ellington	2006-09	213 Billy Cunningham	1962-65
65 Brice Johnson	2012-16	163 Billy Cunningham	1962-65	87 Charlie Scott	1967-70	207 Al Wood	1977-81
63 Isaiah Hicks	2013-17	163 Al Wood	1977-81	64 Bill Bunting	1966-69	204 Bobby Lewis	1964-67
61 Marcus Paige	2012-16	150 Sam Perkins	1980-84	63 Mitch Kupchak	1973-76	195 Charlie Scott	1967-70
<b>55 Garrison Brooks</b>	<b>2017-</b>	145 Jeff Lebo	1985-89	<b>62 Garrison Brooks</b>	<b>2017-</b>	195 Larry Miller	1965-68
54 Theo Pinson	2014-18	143 Bobby Lewis	1964-67	60 Phil Ford	1974-78	195 Walter Davis	1973-77
41 Luke Maye	2015-19	138 Dennis Wuycik	1969-72	56 Ty Lawson	2006-09	173 Mitch Kupchak	1973-76
37 Michael Jordan	1981-84	132 Antawn Jamison	1995-98	55 Deon Thompson	2006-10	166 Mike O'Koren	1976-80
REBOUNDS	Years	REBOUNDS	Years	REBOUNDS	Years	REBOUNDS	Years
38 Brice Johnson	2012-16	95 Mitch Kupchak	1973-76	73 Tyler Hansbrough	2005-09	114 Billy Cunningham	1962-65
33 Kennedy Meeks	2013-17	93 Billy Cunningham	1962-65	43 Mitch Kupchak	1973-76	114 Mitch Kupchak	1973-76
29 Theo Pinson	2014-18	90 #Lennie Rosenbluth	1954-57	41 Charlie Scott	1967-70	94 Mike O'Koren	1976-80
29 Isaiah Hicks	2013-17	87 George Lynch	1989-93	40 Bobby Jones	1971-74	87 #Lennie Rosenbluth	1954-57
27 Luke Maye	2015-19	84 Sam Perkins	1980-84	38 Brice Johnson	2012-16	86 Sam Perkins	1980-84
<b>23 Garrison Brooks</b>	<b>2017-</b>	81 Antawn Jamison	1995-98	31 Tyler Zeller	2008-12	85 Bobby Jones	1971-74
23 Justin Jackson	2014-17	78 Eric Montross	1990-94	29 Kennedy Meeks	2013-17	81 Al Wood	1977-81
20 Joel Berry II	2014-18	75 Ademola Okulaja	1995-99	28 Wayne Ellington	2006-09	76 Brad Daugherty	1982-86
19 Marcus Paige	2012-16	71 Scott Williams	1986-90	28 Larry Miller	1965-68	74 Antawn Jamison	1995-98
19 Brad Daugherty	1982-86	70 Brad Daugherty	1982-86	28 Danny Green	2005-09	74 Rusty Clark	1966-69
ASSISTS	Years	# rebound totals for Rosenbluth are incomplete		ASSISTS	Years	# rebound totals for Rosenbluth are incomplete	
29 Marcus Paige	2012-16	ASSISTS	Years	24 Phil Ford	1974-78		
23 Joel Berry II	2014-18	67 Ed Cota	1996-2000	22 Larry Drew II	2008-11	<b>ASSISTS</b>	<b>Years</b>
23 Theo Pinson	2014-18	47 Derrick Phelps	1990-94	17 Kendall Marshall	2010-12	74 Phil Ford	1974-78
16 Kenny Smith	1983-87	47 Kenny Smith	1983-87	17 Ty Lawson	2006-09	57 Ed Cota	1996-2000
15 Kenny Williams	2015-19	42 Phil Ford	1974-78	16 Marcus Paige	2012-16	53 Walter Davis	1973-77
14 Justin Jackson	2014-17	40 Jimmy Black	1978-82	15 Wayne Ellington	2006-09	48 Derrick Phelps	1990-94
14 Luke Maye	2015-19	38 King Rice	1987-91	15 Walter Davis	1973-77	44 King Rice	1987-91
13 Brice Johnson	2012-16	36 Raymond Felton	2002-05	14 Mike O'Koren	1976-80	42 John Kuester	1973-77
10 Cole Anthony	2019-20	31 Matt Doherty	1980-84	12 Marcus Ginyard	2005-10	38 Kenny Smith	1983-87
9 J.P. Tokoto	2012-15	29 Walter Davis	1973-77	12 Quentin Thomas	2004-08	38 Steve Hale	1982-86
9 Nate Britt	2012-15	27 Jeff McInnis	1993-96	THREE-POINTERS	Years	37 Steve Bucknall	1985-89
9 Phil Ford	1974-78	27 John Kuester	1973-77	16 Wayne Ellington	2006-09	34 Matt Doherty	1980-84
THREE-POINTERS	Years	THREE-POINTERS	Years	12 Joel Berry II	2014-18	THREE-POINTERS	Years
12 Joel Berry II	2014-18	19 Joel Berry II	2014-18	7 Justin Jackson	2014-17	16 Donald Williams	1991-95
11 Marcus Paige	2012-16	16 Jeff Lebo	1985-89	7 Brandon Robinson	2016-20	14 Shammond Williams	1994-98
8 Cole Anthony	2019-20	15 Rick Fox	1987-91	7 Luke Maye	2015-19	13 Leslie McDonald	2009-14
6 Coby White	2018-19	14 Raymond Felton	2002-05	7 Marcus Paige	2012-16	13 Dante Calabria	1992-96
5 Kenny Williams	2015-19	14 Donald Williams	1991-95	6 Danny Green	2005-09	13 Jeff Lebo	1985-89
5 Theo Pinson	2014-18	13 Hubert Davis	1988-92	6 Dante Calabria	1992-96	12 Joseph Forte	1999-2001
5 Nate Britt	2013-17	12 Marcus Paige	2012-16	5 Coby White	2019-20	12 Ademola Okulaja	1995-99
4 Cameron Johnson	2017-19	10 Justin Jackson	2014-17	5 Will Graves	2007-10	11 Rick Fox	1987-91
4 Jeff Lebo	1985-89	10 Reggie Bullock	2010-13			10 Cameron Johnson	2017-19
4 Kenny Smith	1983-87	10 Rashad McCants	2002-05			10 Danny Green	2005-09
		10 Ademola Okulaja	1995-99			10 King Rice	1987-91
		10 Shammond Williams	1994-98				





# ACC REGULAR-SEASON BEST PERFORMANCES

## POINTS

45	Lennie Rosenbluth at Clemson, Jan. 14, 1956
43	Charlie Scott vs. Wake Forest, Jan. 17, 1970
42	Shammond Williams at Georgia Tech, Feb. 8, 1998
41	Kenny Smith at Clemson, Jan. 28, 1987
40	Tyler Hansbrough vs. Georgia Tech, Feb. 15, 2006
40	Billy Cunningham vs. Maryland, Jan. 13, 1964
40	Lennie Rosenbluth at Duke, March 1, 1957

## FIELD GOALS

19	Charlie Scott vs. Wake Forest, Jan. 17, 1970
17	Bob Lewis vs. Wake Forest, Feb. 3, 1966
16	Antawn Jamison vs. Maryland, Feb. 14, 1998
16	Larry Miller vs. Virginia, Jan. 28, 1967
16	Billy Cunningham vs. Virginia, Feb. 23, 1965
16	Billy Cunningham at Wake Forest, Jan. 6, 1965
16	Lennie Rosenbluth at Virginia, Feb. 11, 1956

## THREE POINT FIELD GOALS

8	Rashad McCants vs. Clemson, March 2, 2004
8	Raymond Felton at NC State, Jan. 26, 2003
8	Shammond Williams at Georgia Tech, Feb. 8, 1998
8	Jeff McInnis at Clemson, Feb. 14, 1996
8	Dante Calabria vs. Florida State, Jan. 25, 1995
8	Hubert Davis at Florida State, Feb. 27, 1992

## FREE THROWS

20	Tyler Zeller vs. Maryland, Feb. 29, 2012
18	Pete Brennan at NC State, Feb. 18, 1958
17	<b>Garrison Brooks vs. Georgia Tech, Jan. 4, 2020</b>
17	Tyler Hansbrough vs. Clemson, Feb. 10, 2008
17	Lennie Rosenbluth at NC State, Jan. 15, 1957
17	Lennie Rosenbluth vs. Duke, Feb. 4, 1955

## REBOUNDS

30	Rusty Clark vs. Maryland, Feb. 21, 1968
28	Billy Cunningham vs. Maryland, Jan. 13, 1964
27	Billy Cunningham vs. Clemson, Feb. 16, 1963
25	Billy Cunningham vs. South Carolina, Feb. 15, 1964
25	Lennie Rosenbluth vs. Virginia, Jan. 11, 1955
25	Lennie Rosenbluth vs. South Carolina, Dec. 9, 1954

## ASSISTS

16	Kendall Marshall at Maryland, Feb. 4, 2012
16	Kendall Marshall vs. Florida State, Feb. 6, 2011
14	Ed Cota vs. Florida State, Jan. 24, 1998
14	Phil Ford vs. NC State, Feb. 23, 1977
13	Kendall Marshall at NC State, Feb. 22, 2012
13	Kendall Marshall vs. Clemson, Feb. 18, 2012
13	Ed Cota at Duke, March 4, 2000
13	Ed Cota vs. Wake Forest, Feb. 12, 2000
13	Ed Cota at Georgia Tech, Feb. 8, 1998
13	Ed Cota at NC State, Jan. 21, 1998
13	Jeff McInnis vs. Florida State, Jan. 25, 1995
13	Steve Hale vs. Clemson, Feb. 23, 1985
13	Steve Hale vs. Duke, March 3, 1984

## BLOCKED SHOTS

7	John Henson vs. Maryland, Feb. 27, 2011
7	John Henson vs. NC State, Jan. 29, 2011
7	Danny Green at Duke, March 8, 2008
7	Brendan Haywood at Florida State, Jan. 20, 2001
6	John Henson at Virginia Tech, Jan. 19, 2012
6	John Henson at NC State, Feb. 23, 2011
6	Ed Davis vs. Duke, Feb. 10, 2010
6	Ed Davis at Virginia Tech, March 4, 2009
6	Brendan Haywood at NC State, Jan. 28, 2001
6	Brendan Haywood vs. Clemson, Jan. 17, 2001
6	Brendan Haywood at Duke, March 4, 2000
6	Rasheed Wallace at Virginia, Feb. 19, 1995
6	Rasheed Wallace vs. Virginia, Feb. 19, 1994

## SINGLE-SEASON SCORING LEADERS IN ACC REGULAR-SEASON GAMES ONLY

PPG	Player, Year	Points	Games
27.9	Lennie Rosenbluth, 1956-57	391	14
27.5	Charlie Scott, 1969-70	385	14
26.7	Lennie Rosenbluth, 1955-56	374	14
26.4	Billy Cunningham, 1964-65	369	14
26.1	Bobby Lewis, 1965-66	366	14
25.9	Billy Cunningham, 1963-64	363	14
24.8	Lennie Rosenbluth, 1954-55	347	14
24.3	Antawn Jamison, 1997-98	388	16
23.9	Billy Cunningham, 1962-63	334	14
23.7	Tyler Hansbrough, 2007-08	379	16
23.7	Joseph Forte, 2000-01	379	16

## CAREER SCORING LEADERS IN ACC REGULAR-SEASON GAMES ONLY

PPG	Player, Year	Points	Games
26.5	Lennie Rosenbluth, 1954-57	1112	42
25.4	Billy Cunningham, 1962-65	1066	42
22.8	Bobby Lewis, 1964-67	959	42
22.4	Charlie Scott, 1967-70	941	42
20.9	Tyler Hansbrough, 2005-08	1340	64
20.6	Phil Ford, 1974-78	968	47
20.5	Cole Anthony, 2019-20	266	13
20.3	Joseph Forte, 1999-2000	651	32
20.1	Larry Miller, 1965-68	844	42
19.8	Robert McAdoo, 1971-72	238	12
19.3	Antawn Jamison, 1995-98	928	48
19.1	Michael Jordan, 1981-84	801	42

6	Rasheed Wallace vs. NC State, Jan. 5, 1994
6	Kevin Salvadori vs. Maryland, Jan. 9, 1993
6	Warren Martin vs. NC State, Jan. 16, 1985
6	Sam Perkins vs. Virginia, Jan. 18, 1984
6	Mitch Kupchak at Maryland, Feb. 11, 1976

## STEALS

9	Derrick Phelps at Georgia Tech, Feb. 2, 1992
7	Derrick Phelps vs. Maryland, Feb. 10, 1994
7	George Lynch vs. Florida State, Jan. 27, 1993
7	Walter Davis vs. Wake Forest, Jan. 14, 1976
6	Marcus Paige at Georgia Tech, March 3, 2015
6	Danny Green at Florida State, Jan. 28, 2009
6	Joseph Forte vs. Georgia Tech, March 1, 2000
6	George Lynch at NC State, Jan. 7, 1993
6	King Rice vs. Georgia Tech, Feb. 28, 1990
6	Michael Jordan vs. NC State, Feb. 18, 1984
6	Michael Jordan at Virginia, Jan. 15, 1983
6	Al Wood vs. Virginia, Feb. 3, 1981
6	Dudley Bradley at Clemson, Jan. 27, 1979
6	Walter Davis at Duke, Feb. 26, 1977



## ACC AWAY GAME BEST PERFORMANCES

### POINTS

- 45 Lennie Rosenbluth at Clemson, Jan. 14, 1956
- 42 Shammond Williams at Georgia Tech, Feb. 8, 1998
- 41 Kenny Smith at Clemson, Jan. 28, 1987
- 40 Lennie Rosenbluth at Duke, March 1, 1957
- 39 Brice Johnson at Florida State, Jan. 4, 2016

### FIELD GOALS

- 16 Billy Cunningham at Wake Forest, Jan. 6, 1965
- 16 Lennie Rosenbluth at Virginia, Feb. 11, 1956
- 15 Luke Maye at NC State, Feb. 10, 2018
- 15 Charlie Scott at Clemson, Jan. 15, 1970
- 15 Lennie Rosenbluth at Clemson, Jan. 14, 1956

### THREE-POINT FIELD GOALS

- 8 Raymond Felton at NC State, Jan. 26, 2003
- 8 Shammond Williams at Georgia Tech, Feb. 8, 1998
- 8 Jeff McInnis at Clemson, Feb. 14, 1996
- 8 Hubert Davis at Florida State, Feb. 27, 1992
- 7 Cole Anthony at Syracuse, Feb. 29, 2020
- 7 Cameron Johnson at Wake Forest, Feb. 16, 2019
- 7 Joel Berry II at Clemson, Jan. 3, 2017
- 7 Marcus Paige at NC State, Feb. 26, 2014
- 7 Rashad McCants at Georgia Tech, Feb. 10, 2004

### FREE THROWS

- 18 Pete Brennan at NC State, Feb. 18, 1958
- 17 Lennie Rosenbluth at NC State, Jan. 15, 1957
- 16 Phil Ford at NC State, Feb. 24, 1976
- 16 Bobby Lewis at NC State, Feb. 14, 1967
- 16 Lennie Rosenbluth at Duke, March 1, 1957

### REBOUNDS

- 23 Brice Johnson at Florida State, Jan. 4, 2016
- 23 Pete Brennan at Clemson, Jan. 18, 1958
- 22 Billy Cunningham at Maryland, Feb. 18, 1964
- 21 Brice Johnson at Duke, March 5, 2016
- 21 Tyler Hansbrough at Florida State, Feb. 3, 2008
- 21 Doug Moe at Virginia, Jan. 14, 1961

### ASSISTS

- 16 Kendall Marshall at Maryland, Feb. 4, 2012
- 13 Kendall Marshall at NC State, Feb. 22, 2012
- 13 Ed Cota at Duke, March 4, 2000
- 13 Ed Cota at NC State, Jan. 21, 1998
- 13 Ed Cota at Georgia Tech, Feb. 8, 1998

### BLOCKED SHOTS

- 7 Danny Green at Duke, March 8, 2008
- 7 Brendan Haywood at Florida State, Jan. 20, 2001
- 6 John Henson at Virginia Tech, Jan. 19, 2012
- 6 John Henson at NC State, Feb. 23, 2011
- 6 Ed Davis at Virginia Tech, March 4, 2009
- 6 Brendan Haywood at NC State, Jan. 28, 2001
- 6 Brendan Haywood at Duke, March 4, 2000
- 6 Rasheed Wallace at Virginia, Feb. 19, 1995
- 6 Mitch Kupchak at Maryland, Feb. 11, 1976

### STEALS

- 9 Derrick Phelps at Georgia Tech, Feb. 2, 1992
- 6 Marcus Paige at Georgia Tech, March 3, 2015
- 6 Danny Green at Florida State, Jan. 28, 2009
- 6 George Lynch at NC State, Jan. 7, 1993
- 6 Michael Jordan at Virginia, Jan. 15, 1983
- 6 Dudley Bradley at Clemson, Jan. 27, 1979
- 6 Walter Davis at Duke, Feb. 26, 197



**KENDALL MARSHALL**, shown here accepting the 2012 Bob Cousy Award from the award's namesake (far right), holds the record for most assists in an ACC road game. He had 16 at Maryland on Feb. 4, 2012. He set the ACC record that season with 351 assists.



# ANNUAL ACC REGULAR-SEASON FINISHES

Year	UNC	BC	CLEM	DUKE	FSU	GT	LOU	MD	MIA	NCSU	ND	PITT	SC	SYR	UVA	VT	WF
1953-54	5		8	1				2		4*			6		7		3
1954-55	T4		8	2				3		1*			7		6		T4
1955-56	T1		8	T3				5		T1*			T6		T6		T3
1956-57	1*		T7	3				2		T4			6		T7		T4
1957-58	T2		6	1				4		T2			T7		5		T7
1958-59	T1		T6	T3				T3		T1*			8		5		T6
1959-60	T1		7	4*				3		6			5		8		T1
1960-61	1		6	3				5		4			T7		T7		2*
1961-62	T4		6	2				7		3			T4		8		1*
1962-63	1		T4	1*				T6		T4			T6		8		2
1963-64	5		3	1*				6		T7			4		T7		2
1964-65	T2		6	1				T2		T2*			8		7		5
1965-66	T3		T3	1*				5		2			T6		T6		T6
1966-67	1*		4	2				T5		8			3		7		T5
1967-68	1*		T7	2				6		T3			T3		5		T7
1968-69	1*		T7	T3				T7		T3			2		6		T3
1969-70	T2		8	4				6		T2*			1		7		5
1970-71	1		8	3				T6		T6			2*		5		4
1971-72	1*		7	T4				T2		T4		left league			T2		6
1972-73	2		T4	T4				3		1*					T4		7
1973-74	T2		T5	7				T2		1*					4		T5
1974-75	T2*		T2	T6				1		T2					5		T6
1975-76	1		T4	7				T2		T2					6*		T4
1976-77	1*		T2	T6				4		5					T6		T2
1977-78	1		T6	2*				T6		3					T4		T4
1978-79	T1*		5	T1		GT		4		T6					3		T6
1979-80	T2		4	T5*		8		1		T2					T5		7
1980-81	2*		T5	T5		8		4		7					1		3
1981-82	T1*		T6	T6		8		5		4					T1		3
1982-83	T1		8	7		6		T3		T3*					T1		5
1983-84	1		8	T3		T5		2*		7					T5		T3
1984-85	T1		T6	T4		T1*		T4		T1					8		T6
1985-86	3		7	1*		2		6		T4					T4		8
1986-87	1		2	3		5		8		6*					4		7
1987-88	1		7	2*		4		5		2					6		8
1988-89	T2*		6	T2		5		8		1					T2		7
1989-90	T3		1	2		T3*		T5		T5					T5		8
1990-91	2*		8	1	FSU	T5		7		T3					T5		T3
1991-92	3		9	1*	2	T4		8		7					T4		6
1992-93	1		7	T3	2	6*		T8		T8					5		T3
1993-94	2*		T7	1	T7	6		T4		9					T4		3
1994-95	T1		T6	9	T6	5		T1		8					T1		T1*
1995-96	3		6	T4	8	1		T4		9					7		2*
1996-97	T2*		T4	1	7	9		T4		8					6		T2
1997-98	2*		T4	1	T6	T6		3		8					9		T4
1998-99	3		T7	1*	T7	T5		2		T5					9		4
1999-00	T3		9	1*	T6	8		2		T6					T3		5
2000-01	T1		9	T1*	8	T5		3		7					4		T5
2001-02	T7		T7	2*	T7	T5		1		T3					T5		T3
2002-03	T6		8	T2*	9	5		T2		4					T6		1
2003-04	5		9	1	T7	T3		6*	MIA	2					T7	VT	T3
2004-05	1	BC	9	3*	T10	T4		T6	T6	T6					T10	T4	2
2005-06	2	3	T7	1*	5	T10		6	T7	4					T7	T10	12
2006-07	T1*	T3	T8	T6	T8	T6		T3	12	T10					T1	T3	T10
2007-08	1*	T11	3	2	T7	T7		T5	T5	T11					10	4	T7
2008-09	1	T5	T5	T2*	4	12		T7	T7	10					11	T7	T2
2009-10	T9	8	T5	T1*	T3	7		T1	12	T9					T9	T3	T5
2010-11	1	T4	T4	2*	3	T10		T7	9	T10					T7	T4	12
2011-12	1	T9	7	2	3*	T9		8	T4	T4					T4	T9	T9
2012-13	3	8	11	2	6	9		7	1*	T4	ND	PITT		SYR	T4	12	9
2013-14	T3	14	T6	T3	T7	T11	LOU	T7	10	T7	T11	5		2	1*	15	T11
2014-15	5	13	T9	2	T9	14	4	left league	T6	T6	3*	T9		8	1	15	12
2015-16	1*	15	T7	T5	T11	T11	4		T2	13	T5	T9		T9	T2	T7	14
2016-17	1	15	12	T5*	T2	11	T2		T7	T13	T2	T13		T7	T5	T7	10
2017-18	T3	12	T3	2	T8	13	T8		T3	T3	T10	15		T10	1*	7	14
2018-19	T1	T11	T8	3*	4	10	T6		T11	T8	T14	T14		T6	T1	5	13
2019-20	T13	T10	9	T2	1	5	T2		T10	T6	T6	T13		T6	T2	T10	T13
Average Finish	2.3	9.4	6.3	2.8	6.0	6.8	4.3		7.0	5.1	7.3	11.1		6.9	5.1	7.6	5.6

\* Denotes ACC Tournament champion (no winner in 2019-20 due to Covid-19)

**Years in ACC:** Clemson, Duke, North Carolina, NC State, Virginia and Wake Forest (began in 1953-54); South Carolina (1953-54 through 1970-71); Maryland (1953-54 through 2013-14); Georgia Tech (began in 1979-80); Florida State (began in 1990-91); Miami, Virginia Tech (began in 2004-05); Boston College (began in 2005-06); Notre Dame, Pittsburgh, Syracuse (began in 2013-14); Louisville (began in 2014-15)

**Boldface** indicates played in NCAA Final Four

NCAA championships: North Carolina 1957, 1982, 1993, 2005, 2009, 2017; Duke 1991, 1992, 2001, 2010; NC State 1974, 1983; Maryland 2002; Virginia 2019





# LARGEST MARGINS OF VICTORY VS. ACC OPPONENTS

## BOSTON COLLEGE

32 (106-74) - Feb. 1, 2011 in Chestnut Hill, Mass.  
 30 (96-66) - Jan. 9, 2018 in Chapel Hill  
 27 (89-62) - Jan. 30, 2016 in Chapel Hill  
 23 (83-60) - Jan. 7, 2012 in Chapel Hill  
 22 (91-69) - Jan. 31, 2008 in Chapel Hill

## CLEMSON

44 (106-62) - Jan. 15, 1994 in Chapel Hill  
 44 (110-66) - Feb. 13, 1970 in Charlotte  
 38 (86-48) - Feb. 13, 1971 in Charlotte  
 37 (85-48) - Dec. 19, 1953 in Chapel Hill  
 36 (88-52) - Feb. 28, 1988 in Chapel Hill

## DUKE

#37 (55-18) - March 5, 1921 in Raleigh (Raleigh Auditorium)  
 #30 (64-34) - Feb. 5, 1949 in Chapel Hill  
 27 (84-57) - Feb. 13, 1960 in Chapel Hill  
 25 (96-71) - Feb. 23, 1980 in Chapel Hill  
 25 (75-50) - Feb. 27, 1960 in Durham

## FLORIDA STATE

48 (103-55) - Jan. 24, 1998 in Chapel Hill  
 #45 (109-64) - Dec. 31, 1985 in Charlotte  
 #35 (115-80) - Dec. 16, 1965 in Chapel Hill  
 34 (98-64) - Feb. 7, 1999 in Chapel Hill  
 30 (100-70) - Jan. 25, 1995 in Chapel Hill

## GEORGIA TECH

#45 (118-73) - Feb. 12, 1972 in Charlotte  
 #42 (112-70) - Feb. 9, 1974 in Charlotte  
 40 (100-60) - Jan. 24, 1981 in Chapel Hill  
 37 (92-55) - Jan. 24, 1987 in Chapel Hill  
 #35 (107-72) - Feb. 9, 1973 in Charlotte

## LOUISVILLE

#^23 (97-74) - March 23, 1997 in Syracuse, N.Y.  
 #22 (86-64) - Dec. 29, 1980 in Los Angeles  
 17 (93-76) - Feb. 17, 2018 in Louisville, Ky.  
 #^14 (105-91) - March 25, 1972 in Los Angeles  
 \*13 (83-70) - March 14, 2019 in Charlotte

## MIAMI

#45 (122-77) - Dec. 6, 1986 in Chapel Hill  
 41 (105-64) - Jan. 31, 2007 in Chapel Hill  
 \*25 (78-53) - March 9, 2017 in Brooklyn  
 25 (96-71) - Feb. 20, 2016 in Chapel Hill  
 #25 (89-64) - Jan. 7, 2004 in Chapel Hill

## NC STATE

#64 (81-17) - Feb. 18, 1926 in Raleigh  
 #52 (62-10) - Feb. 19, 1921 in Chapel Hill  
 51 (107-56) - Jan. 8, 2017 in Chapel Hill  
 46 (104-58) - Feb. 6, 1993 in Chapel Hill  
 \*37 (87-50) - March 9, 1968 in Charlotte  
 #37 (71-34) - Jan. 23, 1946 in Chapel Hill

## NOTRE DAME

#35 (82-47) - Jan. 5, 1991 in East Rutherford, N.J.  
 \*31 (78-47) - March 11, 2016 in Washington, D.C.  
 #29 (85-56) - Feb. 23, 1993 in Chapel Hill  
 #25 (99-74) - Feb. 19, 1972 in New York City  
 #19 (99-80) - Jan. 6, 1962 in Charlotte



**DAVID NOEL** sank five three-pointers and scored a career-high 26 points in Carolina's 99-54 win over Virginia on March 1, 2006, UNC's largest win ever vs. the Cavaliers.

## PITTSBURGH

31 (96-65) - Feb. 3, 2018 in Chapel Hill  
 #29 (99-70) - Dec. 2, 1972 in Chapel Hill  
 25 (85-60) - Jan. 5, 2019 in Pittsburgh  
 #23 (90-67) - Nov. 29, 1994 in Chapel Hill  
 21 (85-64) - Feb. 14, 2016 in Chapel Hill  
 #21 (82-61) - Nov. 29, 1996 in Chapel Hill

## SYRACUSE

#23 (87-64) - Dec. 10, 1983 in Syracuse, N.Y.  
 #23 (87-64) - Jan. 8, 1983, Charlotte  
 \*19 (78-59) - March 7, 2018 in Brooklyn  
 17 (85-68) - Jan. 16, 2017 in Chapel Hill  
 ^17 (83-66) - April 2, 2016 in Houston

## VIRGINIA

45 (99-54) - March 1, 2006 in Chapel Hill  
 44 (108-64) - Feb. 6, 1968 in Chapel Hill  
 39 (97-58) - Feb. 25, 1960 in Chapel Hill  
 36 (101-65) - Jan. 10, 1956 in Chapel Hill  
 34 (110-76) - Jan. 29, 2005 in Charlottesville, Va.  
 34 (80-46) - Dec. 2, 1961 in Chapel Hill  
 34 (81-47) - Dec. 6, 1960 in Chapel Hill

## VIRGINIA TECH

39 (92-53) - Feb. 16, 2008 in Chapel Hill  
 34 (85-51) - Dec. 19, 2004 in Blacksburg, Va.  
 #33 (93-60) - Dec. 11, 1971 in Chapel Hill  
 #33 (68-35) - Jan. 26, 1948 in Chapel Hill  
 #32 (110-78) - Feb. 25, 1967 in Chapel Hill  
 #32 (60-28) - Jan. 24, 1945 in Chapel Hill  
 #32 (58-26) - Jan. 13, 1933 in Chapel Hill

## WAKE FOREST

38 (95-57) - Feb. 16, 2019 in Winston-Salem  
 37 (104-67) - Feb. 10, 2007 in Chapel Hill  
 37 (100-63) - Jan. 25, 1984 in Chapel Hill  
 #36 (65-29) - Jan. 3, 1945 in Chapel Hill  
 33 (105-72) - Feb. 22, 2014 in Chapel Hill

\* ACC Tournament, ^ NCAA Tournament

# denotes opponent was not an ACC member or the game was played before the ACC existed as a league



# LARGEST MARGINS OF DEFEAT VS. ACC OPPONENTS

## BOSTON COLLEGE

7 (74-81) - Jan. 25, 2006 in Chapel Hill  
 7 (78-85) - Jan. 4, 2009 in Chapel Hill  
 4 (67-71) - Feb. 20, 2010 in Chestnut Hill, Mass.  
 #^3 (72-75) - March 20, 1994 in Landover, Md.  
 \*3 (82-85) - March 11, 2006 in Greensboro

## CLEMSON

20 (73-93) - Jan. 29, 1977 in Clemson, S.C.  
 19 (64-83) - Jan. 13, 2010 in Clemson, S.C.  
 17 (76-93) - Jan. 2, 1980 in Clemson, S.C.  
 15 (63-78) - Feb. 4, 1999 in Clemson, S.C.  
 10 (74-84) - Dec. 1, 1965 in Clemson, S.C.  
 10 (65-75) - Feb. 18, 2001 in Clemson, S.C.

## DUKE

35 (69-104) - Feb. 29, 1964 in Chapel Hill  
 32 (50-82) - March 6, 2010 in Durham  
 #30 (64-94) - Feb. 29, 1952 in Durham  
 29 (58-87) - Jan. 31, 2002 in Chapel Hill  
 \*26 (53-79) - March 11, 2001 in Atlanta

## FLORIDA STATE

33 (57-90) - Jan. 14, 2012 in Tallahassee, Fla.  
 14 (96-110) - Feb. 27, 1992 in Tallahassee, Fla.  
 13 (71-84) - Jan. 22, 1997 in Tallahassee, Fla.  
 12 (74-86) - Dec. 15, 1991 in Chapel Hill  
 10 (71-81) - Jan. 16, 2002 in Tallahassee, Fla.  
 10 (67-77) - Feb. 24, 2010 in Chapel Hill

## GEORGIA TECH

27 (75-102) - Feb. 1, 1990 in Atlanta  
 20 (69-89) - Jan. 12, 1994 in Atlanta  
 20 (68-88) - Jan. 29, 2003 in Atlanta  
 20 (58-78) - Jan. 16, 2011 in Atlanta  
 17 (51-68) - Feb. 16, 2010 in Atlanta

## LOUISVILLE

21 (62-83) - Jan. 12, 2019 in Chapel Hill  
 #17 (80-97) - Dec. 23, 1999 in Louisville, Ky.  
 17 (55-72) - Feb. 22, 2020 in Louisville, Ky.  
 #^15 (79-94) - March 20, 1986 in Houston  
 10 (68-78, OT) - Jan. 31, 2015 in Louisville, Ky.

## MIAMI

26 (61-87) - Feb. 9, 2013 in Coral Gables, Fla.  
 15 (62-77) - Jan. 28, 2017 in Coral Gables, Fla.  
 11 (70-81) - Jan. 14, 2006 in Chapel Hill  
 \*10 (77-87) - March 17, 2013 in Greensboro  
 9 (59-68) - Jan. 10, 2013 in Chapel Hill

## NC STATE

#40 (39-79) - Feb. 19, 1949 in Chapel Hill  
 #39 (42-81) - Feb. 3, 1948 in Raleigh  
 #32 (54-86) - March 5, 1953 in Raleigh (Southern Conference Tournament)  
 #31 (36-67) - Jan. 22, 1949 in Raleigh  
 28 (57-85) - Feb. 14, 1962 in Raleigh

## NOTRE DAME

#19 (70-89) - Feb. 15, 1958 in Chicago  
 #12 (76-88) - Jan. 11, 1992 in New York City  
 \*8 (82-90) - March 14, 2015 in Greensboro  
 #~7 (71-78) - March 24, 1973 in New York City  
 4 (76-80) - Feb. 6, 2016 in Notre Dame, Ind.

## PITTSBURGH

14 (52-66) - Jan. 18, 2020 in Pittsburgh  
 13 (76-89) - Feb. 14, 2015 in Pittsburgh  
 8 (65-73) - Jan. 8, 2020 in Chapel Hill  
 #^6 (20-26) - March 21, 1941 in Madison, Wis.  
 \*5 (75-80) - March 14, 2014 in Greensboro

## SYRACUSE

\*28 (53-81) - March 11, 2020 in Greensboro  
 #16 (71-87) - Nov. 20, 2010 in New York City  
 12 (45-57) - Jan. 11, 2014 in Syracuse, N.Y.  
 #^4 (75-79) - March 21, 1987 in East Rutherford, N.J.  
 #^2 (76-78) - March 20, 1975 in Providence, R.I.

## VIRGINIA

40 (27-67) - Feb. 9, 1914 in Raleigh  
 33 (23-56) - March 4, 1914 in Charlottesville, Va.  
 25 (73-98) - Feb. 11, 1955 in Greensboro  
 23 (83-106) - Jan. 15, 1989 in Charlottesville, Va.  
 20 (66-86) - Feb. 25, 2001 in Charlottesville, Va.

## VIRGINIA TECH

#23 (14-37) - Feb. 19, 1919 in Blacksburg, Va.  
 #17 (27-44) - Feb. 8, 1916 in Blacksburg, Va.  
 #14 (48-62) - Dec. 5, 1949 in Blacksburg, Va.  
 11 (69-80) - Jan. 22, 2018 in Blacksburg, Va.  
 #9 (28-37) - Feb. 16, 1912 in Chapel Hill

## WAKE FOREST

#26 (63-89) - Feb. 17, 1953 in Wake Forest, N.C.  
 26 (62-88) - Jan. 30, 1993 in Winston-Salem  
 24 (60-84) - Feb. 27, 1996 in Winston-Salem  
 24 (57-81) - Jan. 4, 1997 in Winston-Salem  
 24 (66-90) - Feb. 6, 2002 in Winston-Salem

\* ACC Tournament

^ NCAA Tournament

~ NIT

# denotes opponent was not an ACC member or the game was played before the ACC began play in 1953-54



# ACC-BIG TEN CHALLENGE (1999-PRESENT)

## Dec. 1, 1999 – Chapel Hill

(8) Michigan State 86, (2) UNC 76

## Nov. 29, 2000 – East Lansing, Mich.

(3) Michigan State 77, (6) UNC 64

## Nov. 28, 2001 – Chapel Hill

(24) Indiana 79, UNC 66

## Dec. 3, 2002 – Champaign, Ill.

(25) Illinois 92, (12) UNC 65

## Dec. 2, 2003 – Greensboro, N.C.

(10) UNC 88, (11) Illinois 81

## Dec. 1, 2004 – Bloomington, Ind.

(9) UNC 70, Indiana 63

## Nov. 29, 2005 – Chapel Hill

(12) Illinois 68, UNC 64

## Nov. 29, 2006 – Chapel Hill

(7) UNC 98, (3) Ohio State 89

## Nov. 28, 2007 – Columbus, Ohio

(1) UNC 66, Ohio State 55

## Dec. 3, 2008 – Detroit, Mich.

(1) UNC 98, (13) Michigan State 63

## Dec. 1, 2009 – Chapel Hill

(10) UNC 89, (9) Michigan State 82

## Nov. 30, 2010 – Champaign, Ill.

(20) Illinois 79, UNC 67

## Nov. 30, 2011 – Chapel Hill

(5) UNC 60, (9) Wisconsin 57

## Nov. 27, 2012 – Bloomington, Ind.

(1) Indiana 83, (14) UNC 59

## Dec. 4, 2013 – East Lansing, Mich.

UNC 79, (1) Michigan State 65

## Dec. 3, 2014 – Chapel Hill

Iowa 60, (12) UNC 55

## Dec. 1, 2015 – Chapel Hill

(9) UNC 89, (2) Maryland 81

## Nov. 30, 2016 – Bloomington, Ind.

(13) Indiana 76, (3) UNC 67

## Nov. 29, 2017 – Chapel Hill

(13) UNC 86, Michigan 71

## Nov. 28, 2018 – Ann Arbor, Mich.

(7) Michigan 84, (11) UNC 67

## Dec. 4, 2019 – Chapel Hill

(6) Ohio State 74, (7) UNC 49

(AP rankings)

**UNC record:** 10-11

**UNC at home:** 5-5

**UNC away:** 3-6

**UNC at neutral sites:** 2-0

**vs. Michigan State:** 3-2

**vs. Ohio State:** 2-1

**vs. Maryland:** 1-0

**vs. Wisconsin:** 1-0

**vs. Michigan:** 1-1

**vs. Illinois:** 1-3

**vs. Indiana:** 1-3

**vs. Iowa:** 0-1

## TAR HEEL INDIVIDUAL HIGHS

Name	Points	Opponent	Date
Luke Maye	27	Michigan	11/29/17
Kris Lang	27	Indiana	11/28/01
Tyler Hansbrough	25	Michigan State	12/3/08
Wayne Ellington	23	Ohio State	11/28/07
Sean May	23	Illinois	12/2/03

Name	FG	Opponent	Date
Kris Lang	11	Michigan State	11/29/00
Kris Lang	11	Indiana	11/28/01
Luke Maye	11	Michigan	11/29/17
John Henson	8	Illinois	11/30/10
Ed Davis	8	Michigan State	12/1/09
Wayne Ellington	8	Michigan State	12/3/08
Wayne Ellington	8	Ohio State	11/28/07
Tyler Hansbrough	8	Ohio State	11/29/06
Sean May	8	Illinois	12/3/02
Rashad McCants	8	Illinois	12/2/03

Name	3FG	Opponent	Date
Rashad McCants	5	Indiana	12/1/04
Cole Anthony	4	Ohio State	12/4/19
Justin Jackson	4	Indiana	11/30/16
Marcus Paige	4	Maryland	12/1/15
Wayne Ellington	4	Ohio State	11/28/07

Name	FT	Opponent	Date
Tyler Hansbrough	13	Michigan State	12/3/08
Tyler Hansbrough	9	Illinois	11/29/05
Sean May	9	Illinois	12/2/03
Jason Capel	8	Indiana	11/28/01
Nate Britt	7	Michigan State	12/4/13
Raymond Felton	7	Illinois	12/2/03

Name	Reb	Opponent	Date
John Henson	17	Wisconsin	11/30/11
Luke Maye	15	Michigan	11/28/18
Tyler Hansbrough	14	Ohio State	11/29/06
Sean May	14	Illinois	12/2/03
Kennedy Meeks	12	Iowa	12/3/14
Marvin Williams	12	Indiana	12/1/04
Jawad Williams	12	Illinois	12/2/03

Name	Assists	Opponent	Date
Ed Cota	11	Michigan State	12/1/99
Joel Berry II	8	Indiana	11/30/16
Ty Lawson	8	Michigan State	12/3/08
Kendall Marshall	7	Wisconsin	11/30/11
Larry Drew II	7	Illinois	11/30/10
Marcus Ginyard	7	Michigan State	12/1/09

Name	Blocks	Opponent	Date
John Henson	5	Wisconsin	11/30/11
John Henson	4	Michigan State	12/1/09
Kris Lang	4	Indiana	11/28/01
Danny Green	3	Michigan State	12/3/08
Alex Stepheson	3	Ohio State	11/28/07
Danny Green	3	Illinois	11/29/05
Brendan Haywood	3	Michigan State	11/29/00

Name	Steals	Opponent	Date
Ty Lawson	7	Michigan State	12/3/08
Justin Jackson	5	Maryland	12/1/15
Kris Lang	4	Michigan State	11/29/00
Marcus Ginyard	4	Illinois	11/29/05
Justin Pierce	3	Ohio State	12/4/19
Kennedy Meeks	3	Maryland	12/1/15
J.P. Tokoto	3	Iowa	12/3/14
Marcus Ginyard	3	Ohio State	11/29/06
Bobby Frasier	3	Illinois	11/29/05
David Noel	3	Indiana	12/1/04
Jawad Williams	3	Illinois	12/3/02
Jason Capel	3	Michigan State	12/1/99



**LUKE MAYE'S 27 points against Michigan on Nov. 29, 2017, equal the most by any Tar Heel, and are the most in a UNC victory, in the ACC-Big Ten Challenge.**

## CAROLINA – TEAM HIGHS

Points	Opponent	Date
98	Ohio State	11/29/06
98	Michigan State	12/3/08
89	Maryland	12/1/15
89	Michigan State	12/1/09
88	Illinois	12/2/03

Field Goals	Opponent	Date
34	Michigan	11/29/17
34	Michigan State	12/3/08
34	Ohio State	11/29/06
33	Maryland	12/1/15
33	Michigan State	12/1/09

3-Point FG	Opponent	Date
11	Michigan State	12/1/99
8	Ohio State	11/29/06
9	Maryland	12/1/15
8	Indiana	12/1/04
7	Ohio State	12/4/19
7	Michigan	11/28/18
7	Michigan	11/29/17

Free Throws	Opponent	Date
24	Michigan State	12/3/08
22	Ohio State	11/29/06
22	Illinois	12/2/03
19	Michigan State	12/4/13
19	Wisconsin	11/30/11
19	Michigan State	12/1/99

Rebounds	Opponent	Date
58	Ohio State	11/28/07
49	Michigan State	12/4/13
46	Iowa	12/3/14
46	Michigan State	12/3/08
43	Michigan	11/28/18
43	Indiana	12/1/04





**JOHN HENSON's 17 rebounds against Wisconsin on Nov. 30, 2011, are the most by a Tar Heel in an ACC-Big Ten Challenge game.**

Offensive Reb	Opponent	Date
24	Iowa	12/3/14
18	Ohio State	11/28/07
16	Michigan State	12/4/13
16	Ohio State	11/29/06
16	Indiana	11/28/01

Assists	Opponent	Date
24	Michigan	11/29/17
22	Maryland	12/1/15
21	Michigan State	12/1/09
20	Michigan State	12/3/08
19	Ohio State	11/29/06
19	Illinois	12/2/03
19	Michigan State	11/29/00

Blocks	Opponent	Date
8	Michigan State	12/1/09
7	Michigan State	12/3/08
7	Ohio State	11/29/06
7	Indiana	12/1/04
6	Michigan	11/29/17
6	Wisconsin	11/30/11
6	Indiana	11/28/01

Steals	Opponent	Date
15	Michigan State	12/3/08
13	Maryland	12/1/15
12	Illinois	11/29/05
12	Indiana	12/1/04
10	Ohio State	11/29/06
10	Michigan State	11/29/00

Turnovers	Opponent	Date
23	Indiana	12/1/04
19	Illinois	12/3/02
18	Illinois	11/30/10
18	Indiana	11/28/01
17	Michigan State	12/1/09
17	Michigan State	12/1/99

FG%	Opponent	Date
.579	Michigan State	12/1/09
.548	Michigan	11/29/17
.532	Maryland	12/1/15
.531	Ohio State	11/29/06
.479	Michigan State	12/3/08

3FG%	Opponent	Date
.692	Maryland	12/1/15
.500	Michigan State	12/1/09
.478	Michigan State	12/1/99
.467	Michigan	11/29/17
.444	Ohio State	11/29/06
.444	Indiana	12/1/04

FT%	Opponent	Date
.822	Michigan State	12/3/08
.792	Wisconsin	11/30/11
.786	Illinois	12/2/03
.765	Iowa	12/3/14
.762	Illinois	12/3/02

## BIG 10 – INDIVIDUAL HIGHS

Name	Points	Opponent	Date
Morris Peterson	31	Michigan State	12/1/99
Ron Lewis	30	Ohio State	11/29/06
Ignas Brazdeikis	24	Michigan	11/28/18
Melo Trimble	23	Maryland	12/1/15
Deron Williams	22	Illinois	12/2/03
Brian Cook	22	Illinois	12/3/02

Name	FG	Opponent	Date
Morris Peterson	12	Michigan State	12/1/99
Ron Lewis	11	Ohio State	11/29/06

Name	3FG	Opponent	Date
Sean Harrington	6	Illinois	12/3/02
Jordan Poole	5	Michigan	11/28/18
Rasheed Sulaimon	5	Maryland	12/1/15
Jon Diebler	5	Ohio State	11/28/07
Ivan Harris	5	Ohio State	11/29/06

Name	FT	Opponent	Date
Aaron White	10	Iowa	12/3/14
Jeff Newton	7	Indiana	11/28/01

Name	Reb	Opponent	Date
James Augustine	13	Illinois	11/29/05
Jarrod Uthoff	11	Iowa	12/3/14
James Augustine	11	Illinois	12/2/03

Name	Assists	Opponent	Date
Melo Trimble	12	Maryland	12/1/15
Jordan Hulls	8	Indiana	11/27/12
Demetri McCamey	8	Illinois	11/30/10
Mike Conley Jr.	8	Ohio State	11/29/06
Deron Williams	8	Illinois	12/2/03

Name	Blocks	Opponent	Date
Othello Hunter	6	Ohio State	11/28/07
Jon Teske	5	Michigan	11/28/18
Jarrod Uthoff	5	Iowa	12/3/14
D.J. White	5	Indiana	12/1/04

Name	Steals	Opponent	Date
Travis Trice	5	Michigan State	12/4/13
Delvon Roe	5	Michigan State	12/1/09
Sean Harrington	5	Illinois	12/3/02
Morris Peterson	5	Michigan State	12/1/99
Dee Brown	4	Illinois	12/3/02

## BIG 10 – OPPONENT HIGHS

Points	Opponent	Date
92	Illinois	12/3/02
89	Ohio State	11/29/06
86	Michigan State	12/1/99
84	Michigan	11/28/18
83	Indiana	11/27/12

FG	Opponent	Date
35	Illinois	12/3/02
34	Illinois	12/2/03
34	Ohio State	11/29/06
34	Michigan State	12/1/09
33	Michigan State	12/1/99
33	Indiana	12/27/12

3-Point FG	Opponent	Date
13	Ohio State	11/29/06
12	Maryland	12/1/15
11	Indiana	12/1/04
11	Michigan	11/28/18
10	Ohio State	12/4/19
10	Illinois	12/3/02
10	Ohio State	11/28/07
10	Michigan	11/29/17

FT	Opponent	Date
21	Michigan State	11/29/00
21	Iowa	12/3/14
20	Indiana	11/28/01
18	Indiana	11/30/16
13	Michigan State	12/3/08

Rebounds	Opponent	Date
49	Indiana	11/27/12
48	Ohio State	12/4/19
43	Michigan State	12/1/99
43	Michigan State	11/29/00
42	Illinois	12/2/03
42	Ohio State	11/28/07
42	Iowa	12/3/14

Assists	Opponent	Date
23	Illinois	12/3/02
21	Indiana	11/27/12
19	Illinois	11/30/10
18	Michigan State	12/1/99
18	Ohio State	11/29/06

Turnovers	Opponent	Date
22	Michigan State	12/3/08
22	Maryland	12/1/15
21	Indiana	12/1/04
18	Illinois	11/29/05
17	Michigan State	12/1/99
17	Michigan State	11/29/00

FG%	Opponent	Date
.574	Michigan	11/28/18
.523	Ohio State	11/29/06
.515	Illinois	12/3/02
.508	Illinois	11/30/10
.508	Maryland	12/1/15

3FG%	Opponent	Date
.667	Illinois	11/30/10
.529	Michigan State	12/1/99
.500	Ohio State	11/29/06
.500	Michigan	11/28/18
.462	Maryland	12/1/15

FT%	Opponent	Date
.875	Iowa	12/2/14
.833	Indiana	11/28/01
.818	Maryland	12/1/15
.800	Ohio State	12/4/19
.778	Ohio State	11/28/07
.778	Illinois	11/30/10



## OPPONENT SINGLE-SEASON RECORDS

### MOST POINTS BY OPPONENTS

2,949 in 1988-89  
2,828 in 2007-08  
2,824 in 2016-17  
2,801 in 2015-16  
2,735 in 2008-09

### HIGHEST SCORING AVERAGE PER GAME BY OPPONENTS

79.7 in 1988-89 (2,949 points in 37 games)  
78.9 in 2001-02 (2,208 points in 28 games)  
78.8 in 1969-70 (2,128 points in 27 games)  
78.0 in 1974-75 (2,417 points in 31 games)  
77.9 in 1989-90 (2,650 points in 34 games)

### LOWEST SCORING AVERAGE PER GAME BY OPPONENTS

55.4 in 1981-82 (1,885 points in 34 games)  
62.3 in 1959-60 (1,494 points in 24 games)  
63.4 in 1980-81 (2,344 points in 37 games)  
63.6 in 1953-54 (1,335 points in 21 games)  
64.8 in 1983-84 (2,010 points in 31 games)

### LOWEST SCORING AVERAGE PER GAME BY OPPONENTS IN SHOT CLOCK ERA (beginning in 1985-86)

64.9 in 1998-99 (2,206 points in 34 games)  
65.6 in 1997-98 (2,494 points in 38 games)  
67.1 in 2011-12 (2,549 points in 38 games)  
68.3 in 1992-93 (2,596 points in 38 games)  
68.6 in 2005-06 (2,218 points in 31 games)  
68.6 in 2006-07 (2,608 points in 38 games)

### MOST FIELD GOALS MADE BY OPPONENTS

1,147 in 1988-89  
1,061 in 2007-08  
1,043 in 1986-87  
1,014 in 1974-75  
1,013 in 2008-09

### FEWEST FIELD GOALS MADE BY OPPONENTS

422 in 1953-54  
472 in 1961-62  
531 in 1959-60  
549 in 1960-61  
563 in 1954-55

### MOST FIELD GOALS MADE PER GAME BY OPPONENTS

32.7 in 1974-75 (1,014 in 31 games)  
31.3 in 1964-65 (752 in 24 games)  
31.1 in 1973-74 (870 in 28 games)  
31.0 in 1988-89 (1,147 in 37 games)  
30.6 in 1975-76 (886 in 29 games)

### FEWEST FIELD GOALS MADE PER GAME BY OPPONENTS IN SHOT CLOCK ERA (beginning in 1985-86)

23.4 in 2014-15 (889 in 38 games)  
23.8 in 2013-14 (810 in 34 games)  
24.2 in 1998-99 (822 in 34 games)  
24.3 in 1997-98 (923 in 38 games)  
24.6 in 2016-17 (982 in 40 games)

### HIGHEST FIELD GOAL PERCENTAGE BY OPPONENTS

.496 in 1979-80 (798 of 1,610)  
.495 in 1977-78 (875 of 1,769)  
.479 in 1965-66 (818 of 1,079)  
.477 in 1976-77 (978 of 2,050)  
.472 in 1986-87 (1,043 of 2,210)

### LOWEST FIELD GOAL PERCENTAGE BY OPPONENTS

.320 in 1953-54 (422 of 1,320)  
.348 in 1955-56 (569 of 1,636)  
.352 in 1956-57 (720 of 2,043)  
.365 in 1954-55 (563 of 1,542)  
.375 in 1959-60 (531 of 1,415)

### MOST FREE THROWS MADE BY OPPONENTS

658 in 1956-57  
627 in 1970-71  
597 in 1971-72  
591 in 2014-15  
547 in 1968-69

### FEWEST FREE THROWS MADE BY OPPONENTS

263 in 1981-82  
291 in 1961-62  
297 in 1994-95  
308 in 1983-84  
313 in 1995-96

### HIGHEST FREE THOW PERCENTAGE BY OPPONENTS

.755 in 2019-20 (440 of 583)  
.754 in 1954-55 (471 of 625)  
.740 in 1978-79 (376 of 508)  
.725 in 2016-17 (541 of 746)  
.717 in 1969-70 (532 of 742)

### MOST THREE-POINT FIELD GOALS MADE BY OPPONENTS

357 in 2017-18  
330 in 2018-19  
319 in 2016-17  
308 in 2015-16  
308 in 1995-96

### MOST THREE-POINT FIELD GOALS MADE PER GAME BY OPPONENTS

9.65 in 2017-18  
9.63 in 1995-96  
9.2 in 2018-19  
8.8 in 1994-95  
8.4 in 2019-20

### FEWEST THREE-POINT FIELD GOALS MADE PER GAME BY OPPONENTS

2.9 in 1982-83  
3.6 in 1986-87  
5.6 in 1999-91  
5.7 in 1987-88  
5.8 in 1988-89

### MOST THREE-POINT ATTEMPTS BY OPPONENTS

985 in 2018-19  
940 in 2017-18  
939 in 2016-17  
879 in 1994-95  
879 in 1997-98

### HIGHEST THREE-POINT FIELD GOAL PERCENTAGE BY OPPONENTS

.396 in 1982-83 (103 of 260)  
.387 in 1991-92 (232 of 599)  
.380 in 2017-18 (357 of 940)  
.380 in 1986-87 (130 of 342)  
.376 in 1987-88 (195 of 519)

### LOWEST THREE-POINT FIELD GOAL PERCENTAGE BY OPPONENTS

.300 in 2014-15 (247 of 822)  
.308 in 1999-2000 (229 of 744)  
.317 in 2013-14 (211 of 665)  
.317 in 1990-91 (197 of 622)  
.319 in 2011-12 (275 of 862)

**MOST REBOUNDS BY OPPONENTS**

1,392 in 1966-67  
1,370 in 1967-68  
1,357 in 2008-09  
1,354 in 2009-10  
1,349 in 2002-03

**MOST REBOUNDS PER GAME BY OPPONENTS**

47.3 in 1954-55  
44.5 in 1969-70  
44.5 in 1958-59  
44.0 in 1964-65  
44.0 in 1963-64

**FEWEST REBOUNDS PER GAME BY OPPONENTS**

25.7 in 1981-82  
28.8 in 1980-81  
29.2 in 1978-79  
29.7 in 1979-80  
30.2 in 1977-78

**MOST ASSISTS PER GAME BY OPPONENTS**

16.4 in 1986-87  
16.3 in 1989-90  
16.3 in 1988-89  
15.9 in 1991-92  
15.4 in 1985-86

**FEWEST ASSISTS PER GAME BY OPPONENTS**

9.4 in 1969-79  
10.0 in 1968-69  
10.9 in 2015-16  
11.0 in 2013-14  
11.5 in 2016-17

**MOST TURNOVERS PER GAME BY OPPONENTS**

20.0 in 1995-96 (639 in 32 games)  
18.3 in 1986-87  
18.1 in 1992-93  
18.1 in 1990-91  
18.0 in 2003-04

**FEWEST TURNOVERS PER GAME BY OPPONENTS**

8.2 in 1981-82  
11.1 in 1998-99  
11.5 in 2019-20  
11.5 in 1995-96  
11.6 in 1999-2000

All opponent stats in ACC era (1953-54 to present)





## OPPONENT SINGLE-GAME RECORDS

### MOST POINTS

119 by Wake Forest, Dec. 20, 2003 (114-119, 3 OT)  
112 at Maryland, Jan. 9, 2002 (79-112)  
110 at Florida State, Feb. 27, 1992 (96-110)  
110 by Kentucky, Dec. 27, 1989 (121-110) in Louisville, Ky.  
107 at Wake Forest, Jan. 6, 1965 (85-107)  
107 at Indiana, Dec. 12, 1964 (81-107)

### FEWEST POINTS

5 by Durham YMCA, Dec. 1, 1927 (40-5)  
5 by Hampden-Sydney, Jan. 15, 1927 (64-5)  
5 by Elon, Jan. 9, 1912 (36-5)  
6 by Florida, Feb. 13, 1926 (42-6)  
7 by Davidson, Feb. 22, 1929 (45-7)

### FEWEST POINTS IN ACC ERA

#### 1953-54 to present

\*21 by Duke, March 4, 1966 (20-21) in Raleigh  
30 at NC State, Dec. 28, 1957 (39-30)  
34 by Wake Forest, Jan. 8, 1959 (44-34)  
36 by The Citadel, Feb. 4, 1983 (81-36) in Charlotte  
36 by Rutgers, Dec. 19, 1981 (59-36) in New York City

### FEWEST POINTS IN SHOT CLOCK ERA

#### 1985-86 to present

38 by Chattanooga, Dec. 5, 1997 (68-38)  
39 by Clemson, Feb. 16, 1995 (66-39)  
40 by Wake Forest, Jan. 23, 1999 (52-40)  
41 by Virginia, Feb. 18, 2017 (65-41)  
42 by Northern Iowa, Dec. 21, 2016 (85-42)  
42 by NC Central, Nov. 11, 2009 (89-42)  
42 by Central Florida, Dec. 2, 1989 (92-42)

### HIGHEST FIELD GOAL PERCENTAGE

.739 at Duke, Feb. 24, 1979 (17 of 23)  
.735 at NC State, Feb. 20, 1980 (25 of 34)  
.717 by Duke, Feb. 29, 1980 (33 of 46) in Greensboro  
.673 by Maryland, Jan. 20, 1980 (35 of 52)  
\*.667 by Virginia, March 7, 1982 (22 of 33) in Greensboro  
^ .667 by Notre Dame, March 17, 1977 (30 of 45) in College Park, Md.

### LOWEST FIELD GOAL PERCENTAGE

.215 by Rutgers, Dec. 19, 1981 (14 of 64)  
.217 by Chattanooga, Dec. 5, 1997 (15 of 69)  
.234 by Miami (Fla.), Dec. 4, 2000 (18 of 77)  
.238 by Southern California, Dec. 27, 1954 (20 of 84)  
.241 by NYU, Dec. 17, 1966 (19 of 79)

### MOST FIELD GOALS MADE

48 by Wake Forest, Jan. 6, 1965  
46 by Wake Forest, Dec. 20, 2003  
46 by Indiana, Dec. 12, 1964  
\*45 by Wake Forest, March 6, 1975  
^45 by Drake, March 22, 1969

### FEWEST FIELD GOALS MADE (SINCE 1954)

\*7 by Duke, March 4, 1966  
12 by Wake Forest, Jan. 8, 1959  
12 by NC State, Dec. 28, 1957  
\*13 by NC State, March 6, 1998  
14 by Boston College, Feb. 19, 2011  
14 by NC Central, Nov. 11, 2009  
14 by Virginia Tech, Feb. 16, 2008  
14 by Clemson, Feb. 14, 1996  
14 by Rutgers, Dec. 19, 1981  
14 by Kansas, Dec. 11, 1959

### MOST FREE THROWS MADE

40 by Georgia Tech, Feb. 14, 1970 in Charlotte  
\*40 by Maryland, March 8, 1958 in Raleigh  
40 by Virginia, Feb. 11, 1955 in Greensboro  
39 by Furman, Feb. 3, 1978 in Charlotte  
37 by Clemson, Dec. 8, 1956 in Charlotte  
37 by NC State, Feb. 22, 1955

### HIGHEST FREE THROW PERCENTAGE (min. 20 attempts)

1.000 at Wake Forest, Jan. 15, 2005 (32 of 32)  
1.000 by NC State, Feb. 25, 2003 (22 of 22)  
.957 at Duke, March 6, 2010 (22 of 23)  
.955 at Duke, Feb. 9, 2005 (21 of 22)  
.955 at Virginia, Jan. 15, 1983 (21 of 22)  
.938 by NC State, Feb. 21, 1998 (30 of 32)

### MOST THREE-POINT FIELD GOALS MADE

21 by Kentucky, Dec. 27, 1989 in Louisville, Ky.  
18 at Wake Forest, Jan. 31, 1998  
^17 by Auburn, March 29, 2019 in Kansas City, Mo.  
17 by Duke, March 2, 1997  
~16 by William and Mary, March 16, 2010  
16 by Georgia Tech, Feb. 10, 1996

### FEWEST THREE-POINT FIELD GOALS MADE

0 by Jacksonville, Nov. 27, 1990 (0 for 5)  
0 by Clemson, Feb. 28, 1988 (0 for 4)  
0 by Virginia, Feb. 8, 1987 (0 for 2)  
0 by Georgia Tech, Jan. 24, 1987 (0 for 1)  
0 at SMU, Dec. 30, 1986 (0 for 7)

### MOST THREE-POINT FIELD GOALS ATTEMPTS

48 by Kentucky, Dec. 27, 1989 in Louisville, Ky. (21 of 48)  
~43 by William and Mary, March 16, 2010 (16 of 43)  
43 at Wake Forest, Jan. 31, 1998 (18 of 43)  
42 by Clemson, Jan. 15, 1994 (12 of 42)  
^41 by Iona, March 22, 2019 (15 of 41) in Columbus, Ohio  
41 by NC State, Jan. 4, 1996 (10 of 41)

### HIGHEST THREE-POINT FIELD GOAL PERCENTAGE (min. 10 attempts)

.846 at Clemson, Jan. 31, 2004 (11 of 13)  
.667 at Illinois, Nov. 30, 2010 (8 of 12)  
.667 at Richmond, Nov. 28, 1987 (8 of 12)  
.647 at Maryland, Feb. 27, 2005 (11 of 17)  
.647 by Florida State, Feb. 24, 1996 (11 of 17)  
.643 by Florida State, Feb. 22, 2001 (9 of 14)  
.643 at Wake Forest, Jan. 30, 1993 (9 of 14)  
.636 by South Carolina State, Nov. 20, 2007 (7-11)  
.636 by Duke, March 3, 1991 (7 of 11)  
.625 at Duke, Feb. 18, 2015 (10 of 16)  
.625 by Kentucky, Dec. 7, 2002 (10 of 16)  
.625 by NC State, Feb. 21, 1998 (10 of 16)

### LOWEST THREE-POINT FIELD GOAL PERCENTAGE (min. 10 attempts)

.043 at Arizona, Jan. 27, 2007 (1 for 23)  
.050 by Texas A&M, Dec. 20, 2001 (1 for 20)  
.063 at Georgia Tech, March 3, 2015 (1 of 16)  
.063 at Florida State, Dec. 22, 2002 (1 for 16)  
.067 by St. Francis (Pa.), Jan. 2, 2011 (1 for 15)  
.067 at Maryland, Jan. 8, 1994 (1 for 15)  
.071 by UCLA, Nov. 27, 2014 (1 of 14) in The Bahamas  
.071 by Rutgers, Dec. 28, 2006 (1 for 14)  
.083 by Maryland, Jan. 19, 2013 (1 for 12)  
.091 by Nicholls, Dec. 19, 2011 (2 for 22)  
.091 at St. Louis, Dec. 22, 2006 (1 for 11)  
.091 by Maryland, Jan. 8, 2005 (2 for 22)

## **MOST REBOUNDS**

68 at Duke, Feb. 25, 1955  
^65 by Michigan State, March 22, 1957 in Kansas City, Mo.  
62 at NC State, Jan. 14, 1959  
62 by Clemson, Dec. 3, 1955  
62 at Alabama, Jan. 4, 1955

## **MOST ASSISTS (SINCE 1968-69)**

32 at Maryland, Jan. 9, 2002  
30 at Pitt, Feb. 14, 2015  
29 by NC State, Feb. 22, 1992  
28 at Maryland, Feb. 22, 2003  
26 at Maryland, Feb. 7, 2010  
^26 by Georgetown, March 25, 2007 in East Rutherford, N.J.  
26 by Notre Dame, Jan. 11, 1992 in New York City  
26 at SMU, Dec. 30, 1986  
26 at Tulane, Feb. 14, 1976

## **MOST TURNOVERS**

40 at Tulane, Feb. 14, 1976 (4 OT)  
37 at Hawai'i Loa, Nov. 29, 1986  
33 by The Citadel, Nov. 24, 1991  
33 by Rochester, Dec. 10, 1977  
33 by Virginia Tech, Dec. 11, 1971  
32 by South Carolina State, Nov. 20, 2007  
32 by Iona, Nov. 26, 1985  
32 by Furman, Feb. 5, 1983 in Charlotte

## **FEWEST TURNOVERS (SINCE 1978-79)**

2 at Notre Dame, Feb. 6, 2016  
\*3 by Duke, March 8, 2002 in Charlotte  
\*3 by NC State, March 9, 1997 in Greensboro  
\*3 by Clemson, March 10, 1995 in Greensboro  
\*4 by Virginia, March 10, 2018 in Brooklyn  
4 at Virginia, Feb. 27, 2017  
4 at Virginia, Feb. 25, 2012  
4 at NC State, Feb. 22, 2012  
4 by Wisconsin, Nov. 30, 2011  
\*4 by Virginia, March 7, 1997 in Greensboro

## **MOST BLOCKED SHOTS (SINCE 1968-69)**

16 at Connecticut, Feb. 13, 2005  
15 by Georgetown, Dec. 7, 1989 in East Rutherford, N.J.  
14 at Miami, Jan. 4, 2003  
14 at Maryland, Feb. 13, 1999  
12 at Clemson, Jan. 17, 1007  
12 at Virginia, Jan. 19, 2006  
12 by Iowa, Nov. 24, 2004 in Maui  
12 at Marquette, Jan. 19, 1986

## **MOST STEALS (SINCE 1975-76)**

20 at Clemson, Jan. 17, 2007  
19 at Maryland, Jan. 9, 2002  
19 at Clemson, Jan. 31, 1991  
18 at Duke, March 3, 2002  
^18 by Penn State, March 18, 2001 in New Orleans  
18 at Duke, Jan. 29, 1997

## **INDIVIDUAL BESTS**

### **MOST POINTS (35 OR MORE)**

48 by Dick Groat, at Duke, Feb. 29, 1952  
47 by Malik Monk, Kentucky, Dec. 17, 2016 in Las Vegas  
47 by Rich Yunkus, Georgia Tech, Feb. 14, 1970 in Charlotte  
46 by Tyrese Rice at Boston College, March 1, 2008  
46 by Anthony Roberts, Oral Roberts, Dec. 27, 1976 in Portland, Ore.  
45 by Buzzy Wilkinson, at Virginia, Feb. 8, 1954  
45 by Luther Burden, Utah, Dec. 28, 1974 in Greensboro  
41 by Charlie Davis at Wake Forest, Feb. 5, 1970  
41 by Dan Issel, Kentucky, Dec. 8, 1969 in Charlotte  
41 by Doug Grayson, Kent State, Dec. 6, 1967  
40 by Art Heyman at Duke, Feb. 23, 1963  
39 by Kyle McAlarney, Notre Dame, Nov. 26, 2008 in Lahaina, Maui  
39 by Richard Morgan at Virginia, Jan. 15, 1989  
38 by Jim O'Brien, at Maryland, Jan. 27, 1973  
38 by John Roche, South Carolina, Feb. 14, 1969 in Charlotte  
37 by Jason Williams at Duke, March 3, 2002  
\*37 by Randolph Childress, Wake Forest, March 12, 1995 in Greensboro  
37 by Rodney Monroe at NC State, Feb. 6, 1991  
37 by Dennis Scott at Georgia Tech, Feb. 1, 1990  
37 by Lionel Simmons, LaSalle, Jan. 9, 1988

^36 by Bryce Cotton, Providence, March 21, 2014 in San Antonio  
36 by T.J. Warren at NC State, Feb. 26, 2014  
36 by Russ Smith, Louisville, Nov. 24, 2013 in Uncasville, Conn.  
^36 by Harold Arceneaux, Weber State, March 11, 1999 in Seattle  
36 by Tom Gugliotta at NC State, Jan. 22, 1992  
36 by Phil Hicks at Tulane, Feb. 14, 1976  
36 by James Brown, Dartmouth, Dec. 5, 1972 in Greensboro  
^36 by Rick Mount, Purdue, March 20, 1969  
36 by Len Chappell, Wake Forest, Feb. 10, 1962  
36 by Art Heyman at Duke, Feb. 4, 1961  
36 by Bob Leonard at Wake Forest, Jan. 5, 1966  
35 by Xavier Rathan-Mayes, Florida State, Jan. 24, 2015  
35 by Greivis Vasquez at Maryland, Feb. 21, 2009  
35 by Jack McClinton at Miami, Feb. 15, 2009  
35 by J.J. Redick, Duke, Feb. 7, 2006  
\*35 by Will Bynum, Georgia Tech, March 12, 2005 in Washington, D.C.  
35 by Shaun Vandiver, Colorado, Dec. 30, 1989 in Denver  
35 by Len Bias, Maryland, Feb. 20, 1986  
35 by Jimmy Dan Conner, Kentucky, Dec. 9, 1974 in Louisville, Ky.  
35 by Art Collins, Biscayne, Nov. 30, 1974  
35 by Charlie Davis at Wake Forest, Jan. 16, 1971  
35 by Butch Zatezalo, Clemson, Feb. 15, 1969 in Charlotte  
35 by Ronnie Collins, South Carolina, Feb. 15, 1964 in Charlotte  
35 by Tom Hawkins, Notre Dame, Feb. 15, 1958 in Chicago  
35 by Grady Wallace, South Carolina, Dec. 15, 1956  
35 by Dickie Hemric at Wake Forest, Feb. 16, 1955

### **MOST POINTS IN AN ACC GAME**

46 by Tyrese Rice at Boston College, March 1, 2008

### **MOST POINTS IN AN ACC GAME IN CHAPEL HILL**

36 by Len Chappell, Wake Forest, Feb. 10, 1962

### **MOST POINTS IN AN ACC GAME IN THE DEAN E. SMITH CENTER**

35 by Xavier Rathan-Mayes, Florida State, Jan. 24, 2015  
35 by J.J. Redick, Duke, Feb. 7, 2006  
35 by Len Bias, Maryland, Feb. 20, 1986

### **MOST POINTS IN AN ACC TOURNAMENT GAME**

37 by Randolph Childress, Wake Forest, March 12, 1995

### **MOST POINTS IN AN NCAA TOURNAMENT GAME**

36 by Bryce Cotton, Providence, March 21, 2014 in San Antonio  
36 by Harold Arceneaux, Weber State, March 11, 1999 in Seattle  
36 by Rick Mount, Purdue, March 20, 1969

### **MOST POINTS IN THE DEAN E. SMITH CENTER**

37 by Lionel Simmons, LaSalle, Jan. 9, 1988

### **MOST POINTS IN CHAPEL HILL**

41 by Doug Grayson, Kent State, Dec. 6, 1967 (Carmichael Auditorium)

### **MOST POINTS IN NORTH CAROLINA**

47 by Rich Yunkus, Georgia Tech, Feb. 14, 1970 in Charlotte

### **MOST FIELD GOALS**

21 by Anthony Roberts, Oral Roberts, Dec. 27, 1976 in Portland, Ore. (21 of 38)  
20 by Luther Burden, Utah, Dec. 28, 1974 in Greensboro (20 of 29)  
19 by Dick Groat, at Duke, Feb. 29, 1952  
18 by Malik Monk, Kentucky, Dec. 17, 2016 in Las Vegas (18 of 28)  
18 by Doug Grayson, Kent State, Dec. 6, 1967  
18 by Buzzy Wilkinson, at Virginia, Feb. 8, 1954

### **CONSECUTIVE FIELD GOALS MADE**

16 by Doug Grayson, Kent State, Dec. 6, 1967 *NCAA Record*

### **HIGHEST FIELD GOAL PERCENTAGE (min. 15 made)**

.947 by Doug Grayson, Kent State, Dec. 6, 1967 (made 18 of 19)

#### MOST REBOUNDS (20 OR MORE)

24 by Art Heyman at Duke, Feb. 23, 1963  
24 by Ronnie Shavlik at NC State, Dec. 31, 1955  
23 by Ronnie Shavlik at NC State, Feb. 21, 1956  
23 by Ronnie Shavlik, NC State, Feb. 21, 1953  
\*22 by Robert Martell, Virginia, March 3, 1960 in Raleigh  
22 by Bob Hoitsma, William and Mary, Jan. 8, 1957  
\*21 by Talib Zanna, Pittsburgh, March 14, 2015 in Greensboro  
21 by Dale Davis at Clemson, Feb. 1, 1989  
21 by Walt Sahn, at Notre Dame, Jan. 5, 1963  
^20 by Jared Homan, Iowa State, March 20, 1995 in Charlotte  
\*20 by Tim Duncan, Wake Forest, March 12, 1995, in Greensboro  
20 by Dick Long, Seton Hall, Dec. 29, 1953 in Raleigh

#### MOST ASSISTS

17 by Kenny Anderson at Georgia Tech, Feb. 1, 1990  
17 by Muggsy Bogues, Wake Forest, Feb. 8, 1986  
15 by Muggsy Bogues, Wake Forest, Jan. 22, 1987 in Greensboro  
14 by Steve Blake at Maryland, Jan. 9, 2002  
14 by Kevin Billerman, Duke, March 2, 1974

#### MOST STEALS

9 by Johnny Rhodes, Maryland, Feb. 6, 1996  
8 by Ashton Hagans, Kentucky, Dec. 22, 2018 in Chicago  
8 by Juan Dixon at Maryland, Jan. 9, 2002  
8 by Kurk Lee, Towson State, Dec. 12, 1988 in Hershey, Pa.  
7 by Andy Rautins, Syracuse, Nov. 20, 2009, in New York City  
7 by Rakim Sanders, Boston College, Jan. 4, 2009  
7 by Ishua Benjamin, NC State, Feb. 21, 1998  
7 by Kenny Brooks, James Madison, Nov. 24, 1989 in Lahaina, Maui

#### MOST BLOCKED SHOTS

10 by Dikembe Mutumbo, Georgetown, Dec. 7, 1989 in East Rutherford, N.J.  
8 by Kerry Trotter at Marquette, Jan. 19, 1986  
8 by Tree Rollins at Clemson, Jan. 29, 1977  
7 by James Jones at Miami (Fla.), Jan. 4, 2003  
7 by Tim Duncan at Wake Forest, Jan. 28, 1995  
7 by Sharone Wright, Clemson, Feb. 17, 1993

#### THREE-POINT FIELD GOAL PERCENTAGE

##### (min. 5 attempts)

1.000 by Allerik Freeman, NC State, Jan. 27, 2018 (7 of 7)  
1.000 by John Mooney, Notre Dame, Feb. 12, 2018 (6 of 6)  
1.000 by Geoff Brewer, Florida State, Feb. 24, 1996 (5 of 5)  
1.000 by Jordan Swing, UAB (Dec. 1, 2012) (5 of 5)  
.889 by CC Harrison, NC State, Feb. 21, 1998 (8 of 9)

#### MOST THREE-POINT GOALS

10 by Kyle McAlarney, Notre Dame, Nov. 26, 2008 in Maui (10 of 18)  
9 by Grayson Flittner, Gardner-Webb, Nov. 23, 2009 (9 of 16)  
9 by Drew Barry, Georgia Tech, Feb. 10, 1996 (9 of 17)  
\*9 by Randolph Childress, Wake Forest, March 12, 1995 in Greensboro (9 of 17)  
9 by Dennis Scott, Georgia Tech, Jan. 28, 1989 (9 of 18)  
8 by 15 players (last: Malik Monk, Kentucky, Dec. 17, 2016 in Las Vegas)

\* ACC Tournament

^ NCAA Tournament

~ NIT

#### TEAMS WITH WINNING RECORD VS. UNC (multiple games)

Opponent	UNC vs.	UNC Win Pct.	Last played	
West Virginia		0-5	.000	1965-66
Army		0-3	.000	1934-35
Iowa		1-3	.250	2014-15
Texas		3-8	.273	2018-19
Navy		6-14	.300	1997-98
Dayton		1-2	.333	2009-10
Indiana		6-9	.400	2016-17
George Washington		4-6	.400	1993-94
NYU		7-10	.412	1966-67
Georgetown		4-5	.444	2006-07

#### MOST WINS BY UNC VS. OPPONENT

162 vs. Wake Forest  
160 vs. NC State  
139 vs. Duke  
133 vs. Clemson  
131 vs. Virginia  
123 vs. Maryland  
69 vs. Georgia Tech  
68 vs. Virginia Tech  
67 vs. Davidson  
57 vs. South Carolina

#### MOST WINS BY OPPONENT VS. UNC

114 by Duke  
78 by NC State  
67 by Wake Forest  
59 by Virginia  
57 by Maryland

#### MOST CONSECUTIVE WINS BY UNC VS. AN OPPONENT

33 vs. VMI (1922-1996)  
25 vs. Clemson (1952-1963)  
23 vs. Guilford (1914-1948)  
20 vs. Georgia Tech (1971-1984)  
19 vs. The Citadel (1940-1991)  
19 vs. Wake Forest (1927-1936)

#### MOST CONSECUTIVE WINS BY OPPONENT VS. UNC

15 by NC State (1947-1952)  
9 by NC State (1972-1975)  
8 by Virginia (1911-1915)  
8 by Duke (1951-1954)  
7 by Duke (1962-1964)

#### CONSECUTIVE WINS IN CHAPEL HILL BY NON-ACC OPPONENT (since ACC began in 1953-54)

Wofford Dec. 20, 2017 and Dec. 15, 2019  
Iowa Jan. 7, 1989 and Dec. 3, 2014  
Kentucky Dec. 2, 2000 and Dec. 7, 2002  
Virginia Tech Jan. 18, 1964 (OT) and Feb. 12, 1966

#### MOST GAMES PLAYED VS. OPPONENT

253 vs. Duke  
238 vs. NC State  
229 vs. Wake Forest  
190 vs. Virginia  
180 vs. Maryland





# HOME ARENAS

## BYNUM GYM (79 games)

**Years:** 1911-1923

**First Game:** Jan. 27, 1911 – Carolina 42, Virginia Christian 21

**Record:** 64-15 (.810)

**Named for:** William P. Bynum, grandson of North Carolina Supreme Court judge William P. Bynum, who funded the gymnasium

**Today:** Bynum Hall, an administrative building that includes the cashier's office, dean of the graduate school and University counsel

## INDOOR ATHLETIC COURT (150 games)

(known as the "Tin Can")

**Years:** 1924-1938

**First Game:** Jan. 8, 1924 – Carolina 34, Mercer 23

**UNC Record:** 130-20 (.867)

**Today:** Fetzer Gymnasium, used by UNC Athletics and the Department of Exercise and Sports Science

## WOOLLEN GYM (265 games)

**Years:** 1939-1965

**First Game:** Jan. 2, 1939 – Carolina 57, Atlantic Christian 19

**UNC Record:** 210-55 (.792)

**Named for:** Charles T. Woollen, University business manager

**Today:** home of UNC's Department of Exercise and Sports Science

## CARMICHAEL AUDITORIUM (191 games)

**Years:** 1965-1986, 2010, 2020

**First Game:** Dec. 4, 1965 – Carolina 82, William and Mary 68

**UNC Record:** 170-21 (.890)

**Named for:** William D. (Billy) Carmichael, University comptroller and vice-president of the consolidated university who played at UNC from 1917-20

**Today:** home of Carolina women's basketball, gymnastics, volleyball and wrestling

## DEAN E. SMITH STUDENT ACTIVITIES CENTER (506 games)

**Years:** 1986 to present

**First Game:** Jan. 18, 1986 – Carolina 95, Duke 92

**UNC Record:** 426-80 (.842)

**Named for:** Hall of Fame UNC basketball coach Dean Smith

The 2020-21 season is the 36th in which UNC will play in the Smith Center

## Wins by Home Arena (1,000-191 record in Chapel Hill)

426 – Dean E. Smith Center

210 – Woollen Gym

170 – Carmichael Auditorium

130 – Indoor Athletic Court

64 – Bynum Gym

## Percentage by Home Arenas

.890 – Carmichael Auditorium

.867 – Indoor Athletic Court

.842 – Dean E. Smith Center

.810 – Bynum Gym

.792 – Woollen Gym

## Games in Home Arenas (1,191 total)

506 – Dean E. Smith Center

265 – Woollen Gym

191 – Carmichael Auditorium

150 – Indoor Athletic Court

79 – Bynum Gym

## Seasons Played in Home Arena

35 – Dean E. Smith Center (first game on Jan. 18, 1986)

26 – Woollen Gym (1938-39 through 1964-65)

21 – Carmichael Auditorium (1965-66 through Jan. 4, 1986)

15 – Indoor Athletic Court (1923-24 through 1937-38)

13 – Bynum Gym (1910-11 through 1922-23)

## Undefeated Home Records

16-0 – 2016-17 (15-0 at Smith Center, 1-0 at Greensboro Coliseum)

15-0 – 2004-05, 2010-11

13-0 – 1986-87

12-0 – 1992-93

11-0 – 1937-38

10-0 – 1923-24, 1925-26, 1927-28, 1955-56, 1977-78

9-0 – 1934-35, 1968-69, 1970-71, 1971-72, 1978-79, 1983-84

8-0 – 1956-57

7-0 – 1917-18, 1920-21, 1922-23, 1960-61

6-0 – 1958-59

## TAR HEELS IN THE SMITH CENTER

Year	Overall Record	ACC Record	Non-ACC Record	Attendance	Average
1985-86	6-1	5-1	1-0	150,108	21,444
1986-87	13-0	7-0	6-0	261,940	20,149
1987-88	9-2	6-1	3-1	223,146	20,286
1988-89	12-2	6-1	6-1	258,394	18,457
1989-90	11-2	5-2	6-0	257,471	19,805
1990-91	11-2	5-2	6-0	273,178	21,014
1991-92	13-2	6-2	7-0	297,067	19,804
1992-93	12-0	8-0	4-0	251,428	20,952
1993-94	14-1	7-1	7-0	306,557	20,437
1994-95	12-1	7-1	5-0	276,004	21,231
1995-96	9-3	5-3	4-0	250,949	20,912
1996-97	11-1	7-1	4-0	246,926	20,577
1997-98	12-1	7-1	5-0	272,556	20,965
1998-99	12-2	6-2	6-0	270,307	19,307
1999-00	7-5	5-3	2-2	241,953	20,162
2000-01	12-2	7-1	5-1	291,705	20,836
2001-02	6-9	3-5	3-4	260,887	17,392
2002-03	13-5	5-3	8-2	336,384	18,688
2003-04	12-2	6-2	6-0	291,223	20,801
2004-05	15-0	8-0	7-0	307,840	20,523
2005-06	13-4	5-3	8-1	344,071	20,239
2006-07	16-1	7-1	9-0	351,785	20,693
2007-08	14-2	6-2	8-0	327,953	20,497
2008-09	14-1	7-1	7-0	315,519	21,035
2009-10	13-5	3-5	10-0	337,934	17,786
2010-11	15-0	8-0	7-0	287,155	19,144
2011-12	17-1	7-1	10-0	362,867	20,159
2012-13	14-2	7-2	7-0	309,603	19,350
2013-14	15-3	8-1	7-2	324,458	18,025
2014-15	10-5	5-4	5-1	293,723	19,582
2015-16	15-1	8-1	7-0	293,219	18,326
2016-17	15-0	8-0	7-0	272,024	18,135
2017-18	12-3	7-2	5-1	275,681	18,379
2018-19	14-2	7-2	7-0	336,822	21,051
2019-20	7-7	4-6	3-1	295,272	21,091
<b>Totals</b>	<b>426-80</b> <b>(.842)</b>	<b>218-63</b> <b>(.776)</b>	<b>208-17</b> <b>(.924)</b>	<b>10,054,109</b>	<b>19,869</b>

## Most Home Wins in a Season

17 in 2011-12 (17-1), Smith Center

16 in 2016-17 (16-0), 15-1 Smith Center, 1-0 Greensboro Coliseum

16 in 2006-07 (16-1), Smith Center

15 in 2015-16 (15-1), Smith Center

15 in 2013-14 (15-3), Smith Center

15 in 2010-11 (15-0), Smith Center

15 in 2004-05 (15-0), Smith Center

## Most Home Losses in a Season

9 in 2001-02 (6-9), Smith Center

8 in 2019-20 (7-8), Smith Center (7-7), Carmichael Arena (0-1)

5 in 2014-15 (10-5), Smith Center

5 in 2009-10 (14-5), Smith Center

5 in 2002-02 (13-5), Smith Center

5 in 1999-2000 (7-5), Smith Center

5 in 1943-44 (7-5), Woollen Gym

5 in 1929-30 (7-5), Indoor Athletic Court

## Research in 2020 led to the following corrections to UNC's home venue records

- changed Feb. 8, 1919 win over Wake Forest from a road game to Bynum Gym
- added a Dec. 13, 1919 win over Leaksville YMCA (Bynum Gym)
- changed Feb. 11, 1922 win over Elon from a road game to Bynum Gym
- changed Dec. 15, 1939 win over Lynn's Flash from Raleigh to Woollen Gym
- changed Jan. 2, 1940 win over Appalachian State from a road game to Woollen Gym
- changed Dec. 31, 1941 win over McCrary Eagles from a road game to Woollen Gym



## RECORD VS. OPPONENTS IN THE SMITH CENTER

SCHOOL	UNC RECORD VS.
Akron	1-0
Alabama	1-0
UAB	2-0
Albany	1-0
Appalachian State	4-0
Arizona	1-0
Belmont	0-1
Bethune-Cookman	1-0
Binghamton	1-0
Boston College	6-3
Bucknell	1-0
Buffalo	2-0
Butler	1-0
California	1-0
UC Santa Barbara	2-0
Chattanooga	2-0
Central Florida	2-0
Charlotte	1-0
Cincinnati	1-0
The Citadel	2-0
<b>Clemson</b>	<b>28-1</b>
Cleveland State	2-0
Coastal Carolina	1-0
<b>College of Charleston</b>	<b>2-0</b>
Colorado	1-0
Colorado State	1-0
Connecticut	3-0
Cornell	2-0
Dartmouth	2-0
Davidson	6-1
Dayton	1-0
DePaul	2-0
<b>Duke</b>	<b>19-16</b>
East Carolina	2-0
East Tennessee State	2-0
<b>Elon</b>	<b>2-0</b>
Evansville	2-0
Fairfield	1-0
Florida Atlantic	2-0
FIU	2-0
<b>Florida State</b>	<b>18-4</b>
Gardner-Webb	5-0
George Mason	1-0
Georgetown	0-1
Georgia	3-0
Georgia Tech	25-5
Gonzaga	1-0
Hampton	1-1
Harvard	1-0
Hawai'i	1-0
High Point	1-0
Holy Cross	1-0
Houston	1-0
Howard	1-0
Illinois	0-1
Indiana	0-1
Iona	1-0
Iowa	0-2
Jacksonville	2-0
Kent State	1-0
Kentucky	6-2
LaSalle	1-0
Lipscomb	1-0
Long Beach State	3-0
<b>Louisville</b>	<b>3-1</b>
Loyola (Chicago)	1-0

SCHOOL	UNC RECORD VS.
Marquette	2-0
Marshall	2-0
Maryland	20-8
McNeese State	1-0
<b>Miami (Fla.)</b>	<b>12-4</b>
Michigan	1-0
Michigan State	1-1
Middle Tennessee State	2-0
Mississippi Valley State	1-0
Monmouth	2-0
Nevada	3-0
UNLV	1-0
Nicholls	2-0
UNC Asheville	6-0
North Carolina A&T	2-0
North Carolina Central	2-0
UNCG	2-0
<b>NC State</b>	<b>27-7</b>
UNCW	3-0
Northern Iowa	2-0
Northern Kentucky	1-0
<b>Notre Dame</b>	<b>6-1</b>
Oakland	1-0
Ohio State	2-1
Ohio University	0-1
Old Dominion	3-0
Oral Roberts	1-0
Penn	2-0
Penn State	1-0
Pepperdine	1-0
Pittsburgh	6-1
Presbyterian	1-0
Princeton	1-0
Purdue	1-0
Radford	1-0
Richmond	2-0
Robert Morris	1-0
Rutgers	4-0
Saint Francis (Pa.)	2-0
Saint Louis	1-0
San Diego State	1-0
Santa Clara	1-0
South Carolina State	1-0
Southern California	1-0
SMU	1-0
Stanford	2-0
Stetson	2-0
<b>Syracuse</b>	<b>4-0</b>
Temple	0-1
Tennessee	1-0
Tennessee State	1-0
Tennessee Tech	2-0
Texas	2-1
Texas A&M	1-0
Towson State	2-0
Tulane	2-0
Tulsa	1-0
UCLA	1-1
Valparaiso	2-0
Vanderbilt	1-0
Vermont	2-0
Villanova	2-0
Virginia	24-6
VMI	2-0
<b>Virginia Tech</b>	<b>7-1</b>
<b>Wake Forest</b>	<b>23-5</b>

SCHOOL	UNC RECORD VS.
Western Carolina	1-0
Western Kentucky	1-0
William & Mary	3-0
Winthrop	1-0
Wisconsin	1-0
Wofford	1-1
Wyoming	1-0
Yale	1-0
<b>Totals</b>	<b>426-80</b>

2020-21 scheduled opponents in bold

### Most Wins by UNC

28 vs. Clemson  
27 vs. NC State  
25 vs. Georgia Tech  
24 vs. Virginia  
23 vs. Wake Forest

### Most Wins by an Opponent

16 by Duke  
8 by Maryland  
7 by NC State  
6 by Virginia  
5 by Georgia Tech  
5 by Wake Forest

### Multiple Wins by Non-Conference Opponent

2 by Iowa (UNC 0-2)  
2 by Kentucky (UNC 6-2)



# HOME RECORDS – ALL VENUES

## MOST POINTS – UNC

129 vs. VMI, Dec. 17, 1994 (129-89) – Smith Center  
 127 vs. Rice, Dec. 2, 1971 (127-69) – Carmichael Auditorium  
 127 vs. Richmond, Dec. 8, 1965 (127-76) – Carmichael Auditorium  
 122 vs. Miami, Dec. 6, 1986 (122-77) – Smith Center  
 119 vs. Old Dominion, Dec. 1, 1992 (119-82) – Smith Center

## LARGEST MARGIN OF VICTORY

69 vs. Davidson, Feb. 7, 1945 (89-20) – Woollen Gym  
 68 vs. UNC Asheville, Nov. 30, 2008 (116-48) – Smith Center  
 68 vs. The Citadel, Feb. 18, 1991 (118-50) – Smith Center  
 65 vs. Florida Southern, Dec. 1, 1969 (112-47) – Carmichael Auditorium

## LARGEST MARGIN OF VICTORY, ACC GAME

51 vs. NC State, Jan. 8, 2017 (107-56) – Smith Center  
 48 vs. Florida State, Jan. 24, 1998 (103-55) – Smith Center  
 46 vs. NC State, Feb. 6, 1993 (104-58) – Smith Center  
 45 vs. Virginia, March 1, 2006 (99-54) – Smith Center  
 44 vs. Clemson, Jan. 15, 1994 (106-62) – Smith Center  
 44 vs. Virginia, Feb. 6, 1968 (108-64) – Carmichael Auditorium

## LARGEST MARGIN OF DEFEAT

40 vs. NC State, Feb. 19, 1949 (39-79) – Woollen Gym

## FEWEST POINTS SCORED

14 vs. Duke, Feb. 1, 1930 (14-36) – Indoor Athletic Court

## FEWEST POINTS SCORED IN ACC ERA (1953-54 to present)

44 vs. Wake Forest, Jan. 8, 1958 (44-34) – Woollen Gym

## FEWEST POINTS SCORED IN SHOT CLOCK ERA (1985-86 to present)

46 vs. NC State, Feb. 24, 2015 (46-58) – Smith Center  
 48 vs. Boston College, Feb. 19, 2011 (48-46) – Smith Center  
 49 vs. Ohio State, Dec. 4, 2019 (49-74) – Smith Center

## MOST POINTS SCORED IN A HALF

77 vs. VMI, Dec. 17, 1994 (1st half: UNC led 77-42) – Smith Center  
 72 vs. Miami, Dec. 6, 1986 (1st) – Smith Center  
 70 vs. Clemson, Jan. 28, 1987 (2nd) – Smith Center  
 70 vs. Rice, Dec. 2, 1971 (1st) – Carmichael Auditorium  
 70 vs. South Carolina, Feb. 7, 1966 (2nd) – Carmichael Auditorium  
 70 vs. William and Mary, Feb. 7, 1956 (2nd) – Woollen Gym

## LARGEST HALFTIME LEAD

47 vs. Florida Atlantic, Dec. 19, 2006 (UNC led 65-18) – Smith Center

## MOST FIELD GOALS MADE

53 vs. VMI, Dec. 17, 1994 (53 of 80) – Smith Center  
 52 vs. Rice, Dec. 12, 1971 (52 of 76) – Carmichael Auditorium  
 52 vs. Richmond, Dec. 8, 1965 (52 of 83) – Carmichael Auditorium  
 51 vs. Howard, Nov. 29, 1975 (51 of 82) – Carmichael Auditorium  
 51 vs. Virginia, Feb. 6, 1968 (51 of 101) – Carmichael Auditorium

## HIGHEST FIELD GOAL PERCENTAGE

.754 vs. Old Dominion, Dec. 1, 1992 (43 of 57) – Smith Center  
 .750 vs. Dartmouth, Dec. 21, 1983 (45 of 60) – Carmichael Auditorium  
 .736 vs. Wake Forest, Feb. 8 1986 (39 of 53) – Smith Center  
 .727 vs. East Tennessee State, Dec. 1, 1970 (40 of 55)  
 .720 vs. Virginia, Jan. 8, 1977 (36 of 50) – Carmichael Auditorium

## LOWEST FIELD GOAL PERCENTAGE

.274 vs. Ohio State, Dec. 4, 2019 (17 of 62) – Smith Center  
 .279 vs. Iowa, Dec. 3, 2014 (19 of 68) – Smith Center  
 .281 vs. Duke, Feb. 4, 1955 (16 of 57) – Woollen Gym  
 .290 vs. Maryland, Dec. 18, 1954 (18 of 62) – Woollen Gym

## MOST THREE-POINT FIELD GOALS MADE

17 vs. Florida State, Jan. 25, 1995 (17 of 25) – Smith Center  
 16 vs. Virginia Tech, Jan. 21, 2019 (16 of 34) – Smith Center  
 16 vs. Western Carolina, Dec. 6, 2017 (16 of 22) – Smith Center  
 16 vs. Maryland, Feb. 3, 2009 (16 of 25) – Smith Center  
 16 vs. North Carolina A & T, Dec. 27, 2001 (16 of 33) – Smith Center

## MOST POINTS

49 Bobby Lewis vs. Florida State, Dec. 16, 1965 – Carmichael Auditorium  
 48 Billy Cunningham vs. Tulane, Dec. 10, 1964 – Carmichael Auditorium  
 47 Lennie Rosenbluth vs. Furman, Dec. 3, 1956 – Woollen Gym  
 45 Lennie Rosenbluth vs. William & Mary, Feb. 7, 1956 – Woollen Gym  
 45 Lennie Rosenbluth at Clemson, Jan. 14, 1956 – Woollen Gym  
 45 George Glamack vs. Clemson, Feb. 10, 1941 – Woollen Gym

## MOST THREE-POINTERS MADE

8 Rashad McCants vs. Clemson, March 2, 2004 – Smith Center  
 8 Dante Calabria vs. Florida State, Jan. 25, 1995 – Smith Center  
 7 Coby White vs. Miami, Feb. 9, 2019 – Smith Center  
 7 Justin Jackson vs. Davidson, Dec. 7, 2016 – Smith Center  
 7 Wayne Ellington vs. Maryland, Feb. 3, 2009 – Smith Center  
 7 Wayne Ellington vs. Miami, Jan. 17, 2009 – Smith Center  
 7 Hubert Davis vs. Florida State, Dec. 15, 1991 – Smith Center

## MOST FREE THROWS MADE

20 Tyler Zeller vs. Maryland, Feb. 29, 2012  
 17 Garrison Brooks vs. Georgia Tech, Jan. 4, 2020  
 17 Tyler Hansbrough vs. Clemson, Feb. 10, 2008  
 17 Lennie Rosenbluth vs. Duke, Feb. 4, 1955

## MOST REBOUNDS

30 Rusty Clark vs. Maryland, Feb. 21, 1968 – Carmichael Auditorium  
 28 Billy Cunningham vs. Maryland, Jan. 13, 1964 – Woollen Gym  
 27 Billy Cunningham vs. Clemson, Feb. 16, 1963 – Woollen Gym  
 25 Billy Cunningham vs. Tulane, Dec. 10, 1964 – Woollen Gym  
 25 Billy Cunningham vs. South Carolina, Feb. 15, 1964 – Woollen Gym  
 25 Billy Cunningham vs. Virginia Tech, Jan. 18, 1964 – Woollen Gym  
 25 Lennie Rosenbluth vs. Virginia, Jan. 11, 1955 – Woollen Gym  
 25 Lennie Rosenbluth vs. South Carolina, Dec. 9, 1954 – Woollen Gym

## MOST ASSISTS

18 Raymond Felton vs. George Mason, Dec. 7, 2003 – Smith Center  
 17 Jeff Lebo vs. UT Chattanooga, Nov. 18, 1988 – Smith Center  
 16 Kendall Marshall vs. Long Beach State, Dec. 10, 2011 – Smith Center  
 16 Kendall Marshall vs. Florida State, Feb. 6, 2011 – Smith Center  
 15 Kendall Marshall vs. Tennessee State, Nov. 22, 2011 – Smith Center





# DEAN E. SMITH CENTER RECORDS

Records set in UNC regular season or NIT games, except where *italicized* for games played in the 1988 NCAA Tournament that did not involve UNC (which are listed in this section under opponent records)

## MOST POINTS BY UNC

129 vs. VMI, Dec. 17, 1994  
122 vs. Miami (Fla.), Dec. 6, 1986  
119 vs. Old Dominion, Dec. 1, 1992  
118 vs. The Citadel, Feb. 18, 1991  
118 vs. East Tennessee State, Feb. 18, 1987

## MOST OPPONENTS POINTS

119 by Wake Forest, Dec. 20, 2003 (3OT)  
99 by NC State, Feb. 22, 1992  
98 by Duke, Feb. 8, 2020 (OT)  
98 by Kentucky, Dec. 7, 2002  
98 by Iowa, Jan. 7, 1989

## FEWEST POINTS BY UNC

46 vs. NC State, Feb. 24, 2015  
48 vs. Boston College, Feb. 19, 2011  
49 vs. Ohio State, Dec. 4, 2019  
50 vs. Princeton, Dec. 13, 1997  
53 vs. Duke, March 9, 2013

## FEWEST OPPONENTS POINTS

39 by Clemson, Feb. 16, 1995  
41 by Virginia, Feb. 18, 2017  
42 by Northern Iowa, Dec. 21, 2016  
42 by NC Central, Nov. 11, 2009  
42 by Princeton, Dec. 13, 1997  
42 by Central Florida, Dec. 2, 1989

## MOST COMBINED POINTS

233 vs. Wake Forest, Dec. 20, 2003 (114-119) (3OT)  
218 vs. VMI, Dec. 17, 1994 (129-89)  
201 vs. Old Dominion, Dec. 1, 1992 (119-82)  
209 vs. NC State, Feb. 5, 2019 (113-96)  
199 vs. Maryland, Feb. 3, 2009 (108-91)  
199 vs. Miami, Dec. 6, 1986 (122-77)

## FEWEST COMBINED POINTS

92 vs. Princeton, Dec. 13, 1997 (50-42)  
94 vs. Boston College, Feb. 19, 2011 (48-46)  
104 vs. NC State, Feb. 24, 2015 (46-58)  
105 vs. Clemson, Feb. 16, 1995 (66-39)  
109 vs. FIU, Nov. 16, 1998 (65-44)  
109 vs. Clemson, Jan. 26, 1997 (61-48)

## MOST POINTS IN A HALF BY UNC

77 vs. VMI, Dec. 17, 1994 (1st half)  
72 vs. Miami (Fla.), Dec. 6, 1986 (1st half)  
68 vs. George Mason, Dec. 4, 2003 (2nd half)  
67 vs. UAB, Dec. 1, 2012 (2nd half)  
66 vs. UT Chattanooga, Nov. 18, 1988 (2nd half)

## FEWEST POINTS IN A HALF BY UNC

18 vs. NC State, Feb. 24, 2015 (1st half)  
18 vs. Wake Forest, Jan. 27, 1996 (1st half)  
20 vs. Maryland, Jan. 19, 2013 (2nd half)  
21 vs. Princeton, Dec. 13, 1997 (1st half)  
21 vs. Boston College, Feb. 19, 2011 (1st half)

## MOST OPPONENTS POINTS IN A HALF

61 by East Carolina, Dec. 15, 2012 (2nd half)  
58 by Kentucky, Dec. 7, 2002 (2nd half)  
57 by Long Beach State, Dec. 11, 2010 (2nd half)  
56 by NC State, Feb. 5, 2019 (2nd half)  
56 by Clemson, Jan. 16, 2016 (2nd half)  
*56 by Rhode Island vs. Syracuse, March 19, 1988 (NCAA 2nd Rd.) (1st half)*

## FEWEST OPPONENTS POINTS IN A HALF

12 by East Tennessee State, Dec. 8, 2012 (1st half)  
13 by NC State, Jan. 12, 2008 (1st half)  
14 by UNCG, Dec. 7, 2013 (1st half)  
14 by Clemson, Feb. 16, 1995 (1st half)  
16 by Northern Iowa, Dec. 21, 2016 (2nd half)  
16 by Clemson, Jan. 26, 1997 (1st half)

## FEWEST COMBINED POINTS IN A HALF

39 – Jan. 26, 1997 vs. Clemson (UNC 23, Clemson 16, 1st half)  
41 – Feb. 19, 2011 vs. Boston College (UNC 21, BC 20, 1st half)  
42 – Dec. 13, 1997 vs. Princeton (UNC 21, Princeton 21, 1st half)  
47 – Feb. 24, 2015 vs. NC State (NC State 29, UNC 18, 1st half)  
47 – Nov. 14, 2014 vs. NC Central (UNC 28, NCCU 19, 1st half)  
47 – Feb. 16, 1995 vs. Clemson (UNC 33, Clemson 14, 1st half)

## LARGEST HALFTIME LEAD BY UNC

47 vs. Florida Atlantic, Dec. 19, 2006 (65-18)  
41 vs. The Citadel, Feb. 18, 1991 (62-21)  
38 vs. Gardner-Webb, Nov. 19, 2006 (57-19)  
37 vs. Oakland, Nov. 8, 2013 (58-21)  
35 vs. Presbyterian, Dec. 12, 2009 (56-21)  
35 vs. VMI, Dec. 17, 1994 (77-42)  
35 vs. Miami, Dec. 6, 1986 (72-37)

## LARGEST HALFTIME LEAD BY UNC IN AN ACC GAME

33 vs. NC State, Jan. 8, 2017 (56-23)  
30 vs. NC State, Jan. 12, 2008 (43-13)  
30 vs. Florida State, Jan. 24, 1998 (58-28)

## LARGEST OPPONENTS SCORING MARGIN IN A HALF

23 by Ohio State, Dec. 4, 2019 (outscored UNC 22-45, 2nd half)  
22 by Maryland, Jan. 8, 1997 (outscored UNC 25-47, 2nd half)  
22 by Temple, Feb. 21, 1988 (outscored UNC 27-49, 2nd half)  
20 by Georgia Tech, Jan. 4, 2020 (outscored UNC 27-47, 1st half)  
20 by Kentucky, Dec. 7, 2002 (outscored UNC 38-58, 2nd half)

## LARGEST OPPONENTS HALFTIME LEAD

20 by Georgia Tech, Jan. 4, 2020 (27-47)  
18 by Duke, March 9, 2013 (24-42)  
17 by Maryland, Feb. 10, 2002 (30-47)  
17 by Duke, Feb. 3, 2000 (24-41)  
17 by Florida State, Jan. 27, 1993 (28-45)  
*17 by Duke vs. SMU, March 19, 1988 (NCAA 2nd Rd.) (52-35)*

## LARGEST HALFTIME LEAD BY OPPONENTS IN A UNC WIN

17 by Florida State, Jan. 27, 1993 (UNC trailed 28-45, won 82-77)  
15 by Wake Forest, Feb. 8, 1992 (UNC trailed 33-48, won 80-78)  
14 by Wake Forest, Jan. 27, 1996 (UNC trailed 18-32, won 74-60)  
13 by Georgia Tech, Feb. 15, 2006 (UNC trailed 42-55, won 82-75)  
12 by Duke, Jan. 31, 1996 (UNC trailed 30-42, won 73-72)  
11 by Clemson, Feb. 10, 2008 (UNC trailed 34-45, won 103-93 in 2 OT)

## LARGEST HALFTIME LEAD BY UNC IN A LOSS

12 vs. Maryland, Jan. 8, 1997 (UNC led 50-38, lost 75-85)  
11 vs. Georgia Tech, Jan. 27, 1991 (UNC led 45-34, lost 86-88)  
10 vs. Clemson, Jan. 11, 2020 (UNC led 39-29, lost 76-79 in OT)  
9 vs. Duke, Feb. 8, 2020 (UNC led 44-35, lost 96-98 in OT)  
9 vs. Pittsburgh, Jan. 8, 2020 (UNC led 37-28, lost 65-73)

## UNC WHEN LEADING, TRAILING AND TIED AT THE HALF

... 357-18 when leading at the half  
... 59-56 when trailing at the half  
... 10-6 when tied at the half

## 18 UNC losses when leading at halftime:

Duke, Feb. 8, 2020 (UNC led 44-35, lost 96-98 in OT)  
Clemson, Jan. 11, 2020 (UNC led 39-29, lost 76-79 in OT)  
Pittsburgh, Jan. 8, 2020 (UNC led 37-28, lost 65-73)  
NC State, Jan. 27, 2018 (UNC led 41-38, lost 91-95 in OT)  
Duke, Feb. 17, 2016 (UNC led 46-42, lost 73-74)  
Duke, March 7, 2015 (UNC led, 33-31, lost 77-84)  
Virginia, Feb. 2, 2015 (UNC led 33-32, lost 64-75)  
Miami, Jan. 10, 2013 (UNC led 32-30, lost 59-68)  
Duke, Feb. 8, 2012 (UNC led 43-40, lost 84-85)  
Virginia Tech, Feb. 13, 2007 (UNC led 34-30, lost 80-81 in OT)  
Miami, Jan. 14, 2006 (UNC led 31-30, lost 70-81)  
Kentucky, Dec. 7, 2002 (UNC led 43-40, lost 81-98)  
Maryland, Jan. 13, 1999 (UNC led 43-42, lost 76-89)  
Maryland, Jan. 8, 1997 (UNC led 50-38, lost 75-85)  
Georgia Tech, Feb. 12, 1994 (UNC led 48-41, lost 89-96)  
Georgia Tech, Jan. 27, 1991 (UNC led 45-34, lost 86-88)  
Temple, Feb. 21, 1988 (UNC led 39-34, lost 66-83)  
Maryland, Feb. 20, 1986 (UNC led 37-32, lost 72-77 in OT)

**LARGEST MARGIN OF VICTORY BY UNC**

68 vs. The Citadel, Feb. 18, 1991 (118-50)  
68 vs. UNC Asheville, Nov. 30, 2008 (116-48)  
53 vs. East Tennessee State, Feb. 18, 1987 (118-65)  
53 vs. Cleveland State, Nov. 22, 2005 (112-55)  
53 vs. Gardner-Webb, Nov. 19, 2006 (103-50)  
53 vs. Florida Atlantic, Dec. 19, 2006 (105-52)

**MOST POINTS IN A LOSS BY UNC**

114 vs. Wake Forest, Dec. 20, 2003 (114-119) (3OT)  
97 vs. Iowa, Jan. 7, 1989 (97-98)  
96 vs. Duke, Feb. 8, 2020 (96-98) (OT)  
94 vs. NC State, Feb. 22, 1992 (94-99)  
91 vs. NC State, Jan. 27, 2018 (91-95) (OT)

**LARGEST MARGIN OF DEFEAT FOR UNC**

29 vs. Duke, Jan. 31, 2002 (58-87)  
25 vs. Ohio State, Dec. 4, 2019 (49-74)  
22 vs. Wake Forest, Jan. 5, 2002 (62-84)  
21 vs. Louisville, Jan. 12, 2019 (62-83)  
20 vs. Duke, Feb. 27, 1999 (61-81)

**MOST POINTS IN AN OVERTIME PERIOD BY UNC**

18 vs. Davidson, Dec. 21, 2013 (UNC won, 97-85)  
17 vs. Virginia Tech, Feb. 2, 2013 (UNC won, 72-60)  
16 vs. Wake Forest, Dec. 20, 2003 (first OT) (Wake Forest won, 114-119, in 3OT)  
13 vs. Duke, Feb. 3, 2000 (Duke won, 86-90)  
12 vs. Duke, Feb. 8, 2020 (Duke won, 96-98)

**FEWEST POINTS IN AN OVERTIME PERIOD BY UNC**

2 vs. Wake Forest, Dec. 20, 2003 (second OT) (Wake Forest won, 114-119, in 3 OT)  
3 vs. Georgia Tech, Feb. 10, 1996 (Georgia Tech won, 83-93)  
3 vs. Maryland, Feb. 20, 1986 (Maryland won, 72-77)  
5 vs. NC State, Feb. 25, 2003 (NC State won, 67-75)  
5 vs. Virginia, Feb. 8, 1987 (UNC won, 74-73)

**MOST OPPONENTS POINTS IN AN OVERTIME PERIOD**

17 by Duke, Feb. 3, 2000 (Duke won, 86-90)  
16 by Wake Forest, Dec. 20, 2003 (first OT) (Wake Forest won, 114-119, in 3OT)  
14 by Duke, Feb. 8, 2020 (Duke won, 96-98)  
13 by Wake Forest, Dec. 20, 2003 (third OT) (Wake Forest won, 114-119, in 3OT)  
13 by NC State, Feb. 25, 2003 (NC State won, 67-75)

**FEWEST OPPONENTS POINTS IN AN OVERTIME PERIOD**

2 by Wake Forest, Dec. 20, 2003 (second OT) (Wake Forest won, 114-119, in 3OT)  
3 by Clemson, Feb. 10, 2008 (second OT) (UNC won, 103-93)  
4 by Virginia, Feb. 8, 1987 (UNC won, 74-73)  
5 by Virginia Tech, Feb. 2, 2013 (UNC won, 72-60)  
6 by Davidson, Dec. 21, 2013 (UNC won, 97-85)  
6 by Wake Forest, Feb. 23, 1999 (UNC won, 68-65)

**LARGEST MARGIN OF VICTORY BY UNC IN OVERTIME**

12 vs. Davidson, Dec. 21, 2013 (UNC won, 97-85)  
12 vs. Virginia Tech, Feb. 2, 2013 (UNC won, 72-60)

**LARGEST MARGIN OF VICTORY BY OPPONENTS IN OVERTIME**

9 by Georgia Tech, Feb. 10, 1996 (Georgia Tech won, 83-92)

**MOST COMBINED POINTS IN AN OVERTIME PERIOD**

30 by Duke (17) and UNC (13), Feb. 3, 2000 (Duke won, 86-90)

**FEWEST COMBINED POINTS IN AN OVERTIME PERIOD**

4 by UNC (2) and Wake Forest (2) in second OT, Dec. 20, 2003 (Wake Forest won, 114-119, in triple OT)

**MOST FIELD GOALS BY UNC**

53 vs. VMI, Dec. 17, 1994  
48 vs. The Citadel, Feb. 18, 1991  
47 vs. East Tennessee State, Feb. 18, 1987  
47 vs. Miami, Dec. 6, 1986  
46 vs. Marshall, Jan. 2, 1994  
46 vs. Cornell, Dec. 1, 1991  
46 vs. Nevada, Feb. 21, 1989

**MOST OPPONENTS FIELD GOALS**

46 by Wake Forest, Dec. 20, 2003 (3OT)  
40 by Clemson, Feb. 10, 2008 (2OT)  
40 by Iowa, Jan. 7, 1989  
39 by *Syracuse vs. Rhode Island, March 19, 1988 (NCAA 2nd Rd.)*  
38 by Georgia Tech, Jan. 27, 1991  
37 by Long Beach State, Dec. 11, 2010  
37 by Duke, Jan. 31, 2002  
37 by NC State, Feb. 22, 1992

**FEWEST FIELD GOALS BY UNC**

17 vs. Ohio State, Dec. 4, 2019  
18 vs. Florida State, Feb. 8, 2003  
18 vs. Davidson, Nov. 20, 2001  
18 vs. Louisville, Dec. 17, 1998  
18 vs. Clemson, Jan. 26, 1997  
18 vs. Virginia, Feb. 19, 1994

**FEWEST OPPONENTS FIELD GOALS**

14 by Boston College, Feb. 19, 2011  
14 by NC Central, Nov. 11, 2009  
14 by Virginia Tech, Feb. 16, 2008  
15 by Virginia, Feb. 18, 2017  
15 by Holy Cross, Nov. 15, 2013  
15 by Clemson, Feb. 16, 1995

**MOST FIELD GOAL ATTEMPTS**

90 vs. Wake Forest, Dec. 20, 2003 (3OT)  
87 vs. Mississippi Valley State, Nov. 20, 2011  
85 vs. The Citadel, Nov. 24, 1991  
85 vs. Nicholls, Dec. 19, 2011  
84 vs. East Tennessee State, Feb. 18, 1987

**FEWEST FIELD GOAL ATTEMPTS BY UNC**

32 vs. Clemson, Jan. 26, 1997

**MOST OPPONENT FIELD GOAL ATTEMPTS**

91 by VMI, Dec. 17, 1994  
90 by Wake Forest, Dec. 20, 2003 (3OT)  
89 by Clemson, Feb. 10, 2008 (2OT)  
88 by Nevada, Feb. 21, 1989  
84 by Alabama, Dec. 15, 1990

**HIGHEST FIELD GOAL PERCENTAGE BY UNC**

.754 vs. Old Dominion, Dec. 1, 1992 (43 of 57)  
.736 vs. Wake Forest, Feb. 8, 1986  
.711 vs. NC State, Jan. 8, 2000  
.673 vs. Wake Forest, Feb. 16, 1989  
.667 vs. The Citadel, Feb. 18, 1991  
.663 vs. VMI, Dec. 17, 1994  
.661 vs. Florida Atlantic, Dec. 19, 2006  
.660 vs. Notre Dame, Jan. 26, 1986  
.655 vs. Tulane, Dec. 3, 2017  
.653 vs. Florida State, Feb. 26, 1994

**LOWEST FIELD GOAL PERCENTAGE BY UNC**

.274 vs. Ohio State, Dec. 4, 2019 (17 of 62)  
.279 vs. Iowa, Dec. 3, 2014 (19 of 68)  
.300 vs. Davidson, Nov. 20, 2001  
.304 vs. Akron, Dec. 14, 2003 (lowest percentage in a UNC win)  
.308 vs. Miami, Jan. 8, 2014  
.339 vs. Duke, March 9, 2013  
.345 vs. Louisville, Jan. 12, 2019  
.345 vs. NC State, Feb. 24, 2015  
.345 vs. Duke, Feb. 10, 2010  
.348 vs. Maryland, Jan. 22, 2003

**HIGHEST OPPONENTS FIELD GOAL PERCENTAGE**

.606 by NC State, Feb. 22, 1992 (37 of 61)  
.603 by Kentucky, Dec. 7, 2002 (35 of 58)  
.591 by *Syracuse vs. Rhode Island, March 19, 1988 (NCAA 2nd Rd.)* (39 of 66)  
.590 by Georgia Tech, Jan. 4, 2020 (36 of 61)  
.585 by Virginia, Feb. 16, 2013 (31 of 53)  
.585 by Georgia Tech, Jan. 25, 1986 (31 of 53)  
.576 by Duke, Jan. 21, 1988 (34 of 59)  
.569 by Duke, Jan. 31, 2002 (37 of 65)  
.569 by Florida State, Feb. 24, 1996 (29 of 51)  
.557 by *Missouri vs. Rhode Island, March 17, 1988 (NCAA 1st Rd.)* (34 of 61)  
.556 by Pitt, Jan. 31, 2017 (30 of 54)  
.556 by Stanford, Nov. 28, 1988 (30 of 54)

**LOWEST OPPONENTS FIELD GOAL PERCENTAGE**

.234 by Miami, Dec. 4, 2000 (18 of 77)  
.255 by NC Central, Nov. 11, 2009 (14 of 55)  
.258 by Evansville, Dec. 6, 2011 (17 of 66)  
.259 by Virginia Tech, Feb. 16, 2008 (14 of 54)  
.265 by FIU, Nov. 98 (18 of 68)  
.265 by UNC Asheville, Nov. 30, 2008 (18 of 68)  
.266 by Middle Tennessee State, Feb. 1, 1997 (16 of 60)  
.269 by Boston College, Feb. 9, 2011 (14 of 52)

#### HIGHEST FIELD GOAL PERCENTAGE IN A HALF BY UNC

.857 vs. Old Dominion, Dec. 1, 1992 (24 of 28, 2nd half)  
.789 vs. NC State, Jan. 8, 2000 (15 of 19, 2nd half)  
.783 vs. Florida State, Feb. 26, 1994 (18 of 23, 2nd half)  
.774 vs. Florida State, Jan. 24, 1998 (24 of 31, 1st half)  
.756 vs. VMI, Dec. 17, 1994 (31 of 41, 1st half)  
.750 vs. Tennessee Tech, Dec. 12, 1999 (18 of 24, 2nd half)  
.742 vs. Oakland, Nov. 8, 2013 (23 of 31, 1st half)  
.741 vs. Florida Atlantic, Dec. 19, 2006 (20 of 27, 1st half)  
.741 vs. Wake Forest, Feb. 8, 1986 (20 of 27, 2nd half)  
.731 vs. SMU, Dec. 12, 1987 (19 of 26, 2nd half)  
.731 vs. Wake Forest, Feb. 8, 1986 (19 of 26, 1st half)

#### LOWEST FIELD GOAL PERCENTAGE IN A HALF BY UNC

.235 vs. Maryland, Jan. 19, 2013 (8 of 34, 2nd half)  
.235 vs. Akron, Dec. 14, 2003 (8 of 34, 2nd half)  
.256 vs. Davidson, Nov. 20, 2001 (10 of 39, 2nd half)  
.259 vs. Ohio State, Dec. 4, 2019 (7 of 27, 2nd half)  
.265 vs. Wake Forest, Jan. 20, 2016 (9 of 34, 2nd half)  
.268 vs. Iowa, Dec. 3, 2014 (11 of 41, 1st half)  
.269 vs. NC State, Jan. 15, 1997 (7 of 26, 2nd half)  
.269 vs. Wake Forest, Jan. 27, 1996 (7 of 26, 1st half)  
.273 vs. Duke, March 9, 2013 (9 of 33, 1st half)  
.273 vs. Holy Cross, Nov. 15, 2013 (9 of 33, 1st half)

#### HIGHEST OPPONENTS FIELD GOAL PERCENTAGE IN A HALF

.692 by Duke, March 9, 2013 (18 of 26, 1st half)  
.681 by Temple, Feb. 21, 1988 (15 of 22, 2nd half)  
.677 by *Syracuse vs. Rhode Island, March 19, 1988 (NCAA 2nd Rd.)* (21 of 31, 1st half)  
.667 by Kentucky, Dec. 7, 2002 (22 of 33, 2nd half)  
.654 by Tennessee, Dec. 11, 2016 (17 of 26, 1st half)  
.654 by NC State, Feb. 1, 2014 (17 of 26, 2nd half)  
.654 by Wake Forest, Feb. 2, 2003 (17 of 26, 2nd half)  
.654 by *Notre Dame vs. SMU, March 17, 1988 (NCAA 1st Rd.)* (17 of 26, 1st half)  
.643 by NC State, Feb. 18, 2009 (18 of 28, 2nd half)  
.640 by Duke, Feb. 3, 1994 (16 of 25, 1st half)  
.640 by Stanford, Nov. 28, 1988 (16 of 25, 1st half)

#### LOWEST OPPONENTS FIELD GOAL PERCENTAGE IN A HALF

.176 by NC State, Jan. 12, 2008 (6 of 34, 1st half)  
.179 by Miami, Dec. 4, 2000 (7 of 39, 1st half)  
.188 by NC Central, Nov. 11, 2009 (6 of 32, 2nd half)  
.192 by East Tennessee State, Dec. 8, 2012 (5 of 26, 1st half)  
.200 by Virginia, Feb. 19, 1994 (8 of 40, 2nd half)  
.200 by Clemson, Jan. 9, 1992 (8 of 40, 1st half)  
.205 by Elon, Dec. 29, 2011 (8 of 39, 1st half)  
.207 by Oakland, Nov. 8, 2013 (6 of 29, 1st half)  
.207 by Middle Tennessee State, Feb. 1, 1997 (6 of 29, 2nd half)  
.216 by College of Charleston, Jan. 7, 2009 (8 of 37, 2nd half)

#### MOST THREE-POINT FIELD GOALS MADE BY UNC

17 vs. Florida State, Jan. 25, 1995  
16 vs. Virginia Tech, Jan. 21, 2019  
16 vs. Western Carolina, Dec. 6, 2017  
16 vs. Maryland, Feb. 3, 2009  
16 vs. NC A&T, Dec. 27, 2001  
15 vs. Clemson, Jan. 16, 2018  
14 vs. Virginia Tech, Jan. 26, 2016  
14 vs. UNC Asheville, Nov. 30, 2008  
14 vs. Florida State, Feb. 24, 1996  
14 vs. VMI, Dec. 17, 1994

#### MOST OPPONENTS THREE-POINT FIELD GOALS

17 by Duke, March 2, 1997  
16 by Georgia Tech, Feb. 10, 1996 (OT)  
15 by NC State, Jan. 27, 2018 (OT)  
15 by Belmont, Nov. 17, 2013  
15 by Gardner-Webb, Nov. 23, 2009  
15 by Florida State, Feb. 21, 2004  
15 by Georgia Tech, Feb. 12, 1994  
14 by Syracuse, Feb. 26, 2019  
14 by Miami, Feb. 9, 2019 (OT)  
14 by Duke, Feb. 8, 2012  
14 by Duke, March 4, 2001  
14 by Nicholls, Dec. 19, 2007  
14 by Virginia, Feb. 17, 1996



**LUKE MAYE** made four of UNC's 16 three-pointers vs. Virginia Tech on Jan. 21, 2019. The teams combined to make a Smith Center-record 29 threes.

#### MOST COMBINED THREE-POINT FIELD GOALS MADE

29 – 16 by UNC, 13 by Virginia Tech, Jan. 21, 2019  
28 – 16 by UNC, 12 by Western Carolina, Dec. 6, 2017  
27 – 14 by Miami, 13 by UNC, Feb. 9, 2019 (OT)  
27 – 17 by UNC, 10 by Florida State, Jan. 25, 1995  
26 – 15 by UNC, 11 by Clemson, Jan. 16, 2018  
25 – 14 by UNC, 11 by Florida State, Feb. 24, 1996 (OT)  
25 – 16 by Georgia Tech, 9 by UNC, Feb. 10, 1996  
24 – 13 by UNC, 11 by Miami, Feb. 27, 2018  
24 – 15 by Florida State, 9 by UNC, Feb. 21, 2004  
24 – 14 by UNC, 10 by VMI, Dec. 17, 1994  
24 – 15 by Georgia Tech, 9 by UNC, Feb. 12, 1994

#### FEWEST THREE-POINT FIELD GOALS MADE BY UNC

0 vs. Princeton, Dec. 13, 1997 (0 for 4)  
1 on 17 occasions (last: vs. Duke, Feb. 17, 2016)

#### FEWEST OPPONENTS THREE-POINT FIELD GOALS MADE

0 by Jacksonville, Nov. 27, 1990 (0 for 5)  
0 by *Notre Dame vs. SMU, March 17, 1988 (NCAA 1st Rd.)* (0 for 4)  
0 by Clemson, Feb. 28, 1988 (0 for 4)  
0 by Virginia, Feb. 8, 1987 (0 for 2)  
0 by Georgia Tech, Jan. 24, 1987 (0 for 1)

#### MOST THREE-POINT FIELD GOAL ATTEMPTS BY UNC

35 vs. Davidson, Jan. 8, 2003  
34 vs. Virginia Tech, Jan. 21, 2019  
34 vs. Wake Forest, Feb. 2, 2003  
34 vs. Hampton, Nov. 16, 2001  
33 vs. Duke, Feb. 8, 2018  
33 vs. NC A&T, Dec. 27, 2001  
32 vs. Ohio, Feb. 20, 2002  
31 vs. Duke, March 9, 2019  
31 vs. Clemson, Jan. 16, 2018  
31 vs. East Tennessee State, Dec. 8, 2012  
31 vs. Florida State, Feb. 24, 1996

#### MOST OPPONENTS THREE-POINT FIELD GOAL ATTEMPTS

42 by Clemson, Jan. 15, 1994  
41 by NC State, Jan. 4, 1996  
40 by VMI, Dec. 17, 1994  
40 by Tennessee Tech, Dec. 12, 1999  
38 by Davidson, Dec. 29, 2018  
38 by Duke, March 4, 2001  
38 by Tulsa, Nov. 11, 2000  
37 by Belmont, Nov. 17, 2013  
37 by Florida State, Feb. 21, 2004  
37 by Georgia Tech, Feb. 10, 1996 (OT)



**HIGHEST THREE-POINT PERCENTAGE BY UNC (MIN. 10 MADE)**

.733 vs. Wake Forest, Feb. 22, 2014 (11 of 15)  
 .727 vs. Western Carolina, Dec. 6, 2017 (16 of 22)  
 .680 vs. Florida State, Jan. 25, 1995 (17 of 25)  
 .667 vs. Clemson, Feb. 21, 1987 (12 of 18)  
 .640 vs. Maryland, Feb. 3, 2009 (16 of 25)  
 .625 vs. Georgia Tech, Jan. 29, 2012 (10 of 16)  
 .625 vs. Middle Tennessee State, Feb. 1, 1997 (10 of 16)  
 .611 vs. Tennessee State, Nov. 22, 2011 (11 of 18)  
 .588 vs. Wake Forest, March 3, 2020 (10 of 17)  
 .588 vs. Clemson, Jan. 27, 1990 (10 of 17)

**HIGHEST OPPONENTS THREE-POINT PERCENTAGE (MIN. 10 MADE)**

.647 by Florida State, Feb. 24, 1996 (11 of 17)  
 .625 by Kentucky, Dec. 7, 2002 (10 of 16)  
 .625 by NC State, Feb. 21, 1998 (10 of 16)  
 .619 by Hawaii, Dec. 1, 1993 (13 of 21)  
 .571 by Virginia, Feb. 16, 2013 (12 of 21)  
 .556 by Florida State, Jan. 22, 2000 (10 of 18)  
 .550 by Virginia, Feb. 11, 2019 (11 of 20)  
 .550 by NC State, Feb. 18, 2009 (11 of 20)  
 .526 by Buffalo, Dec. 17, 2000 (10 of 19)  
 .526 by Clemson, Feb. 17, 1993 (10 of 19)  
 .526 by Kentucky, Dec. 10, 1990 (10 of 19)

**MOST FREE THROWS MADE BY UNC**

41 vs. Clemson, Jan. 28, 1998  
 37 vs. Louisville, Dec. 17, 1998  
 36 vs. Maryland, Feb. 15, 2004  
 35 vs. Virginia, Jan. 10, 1998  
 34 vs. Syracuse, Feb. 26, 2019  
 34 vs. Davidson, Dec. 21, 2013 (OT)  
 33 vs. Monmouth, Dec. 28, 2016  
 33 vs. Iona, Nov. 18, 2007  
 33 vs. Western Kentucky, Nov. 17, 1993  
 32 vs. Tulsa, Nov. 11, 2000

**MOST OPPONENTS FREE THROWS MADE**

30 by NC State, Feb. 21, 1998  
 29 by Kentucky, Dec. 14, 2013  
 28 by Duke, March 4, 2017  
 27 by Georgia Tech, Jan. 11, 2004  
*27 by Rhode Island vs. Missouri, March 17, 1988 (NCAA 1st Rd.)*  
 26 by Duke, Feb. 8, 2020 (OT)  
 26 by Miami, Jan. 14, 2006  
 25 by Maryland, Feb. 20, 1986 (OT)  
 24 by Maryland, Jan. 13, 1999  
 24 by Maryland, Jan. 8, 1997  
*24 by Rhode Island vs. Syracuse, March 19, 1988 (NCAA 2nd Rd.)*

**MOST FREE THROW ATTEMPTS BY UNC**

59 vs. Clemson, Jan. 28, 1998  
 54 vs. Louisville, Dec. 17, 1998  
 50 vs. Maryland, Feb. 15, 2004  
 50 vs. Maryland, Jan. 7, 1995  
 48 vs. Belmont, Nov. 17, 2013  
 47 vs. Davidson, Dec. 21, 2013 (OT)  
 47 vs. Texas, Dec. 18, 2013  
 46 vs. Monmouth, Dec. 28, 2016  
 46 vs. Iona, Nov. 18, 2007  
 46 vs. Cleveland State, Nov. 22, 2005

**MOST OPPONENTS FREE THROW ATTEMPTS**

43 by Kentucky, Dec. 14, 2013  
 39 by Maryland, Jan. 8, 1997  
*36 by Rhode Island vs. Syracuse, March 19, 1988 (NCAA 2nd Rd.)*  
 35 by Duke, March 4, 2017  
 34 by Duke, Feb. 8, 2020 (OT)  
 34 by Miami, Jan. 14, 2006  
 34 by Georgia Tech, Jan. 12, 2005  
 34 by Georgia Tech, Jan. 11, 2004  
*34 by Rhode Island vs. Missouri, March 17, 1988 (NCAA 1st Rd.)*  
 33 by Old Dominion, Dec. 1, 1992  
 32 by Virginia, Feb. 20, 2000  
 32 by NC State, Feb. 21, 1998

**MOST COMBINED FREE THROW ATTEMPTS**

88 – 45 by UNC, 43 by Kentucky (made 55), Dec. 14, 2013

**HIGHEST FREE THROW PERCENTAGE BY UNC (MIN. 10 ATTEMPTS)**

1.000 vs. Duke, March 7, 2015 (13 of 13)  
 1.000 vs. Wake Forest, Feb. 24, 1998 (12 of 12)  
 .950 vs. Maryland, Feb. 10, 2001 (19 of 20)  
 .929 vs. NC State, Jan. 7, 2006 (26 of 28)  
 .923 vs. Jacksonville, Dec. 13, 1986 (24 of 26)  
 .919 vs. Syracuse, Feb. 26, 2019 (34 of 37)



**JOHN HENSON**, shown here blocking a shot against Nicholls on Dec. 19, 2011, was one of three Tar Heels with 10 or more rebounds in that game when UNC set the Smith Center record with 72.

.917 vs. NC State, Feb. 22, 1992 (11 of 12)  
 .900 vs. Miami, Jan. 14, 2006 (18 of 20)  
 .900 vs. Georgia Tech, Jan. 27, 1991 (18 of 20)

**HIGHEST OPPONENTS FREE THROW PCT. (MIN. 10 ATTEMPTS)**

1.000 by NC State, Feb. 25, 2003 (22 of 22)  
 1.000 by Jacksonville, Dec. 15, 1986 (11 of 11)  
 1.000 by Wake Forest, Feb. 15, 2011 (10 of 10)  
 .944 by Miami, Jan. 25, 2020 (17 of 18)  
 .938 by Virginia Tech, Jan. 21, 2019 (15 of 16)  
 .938 by NC State, Feb. 21, 1998 (30 of 32)  
 .926 by Maryland, Feb. 20, 1986 (25 of 27) (OT)  
 .923 by Miami, Feb. 27, 2018 (12 of 13)  
 .923 by Rutgers, Dec. 28, 2008 (12 of 13)  
 .923 by Virginia, Jan. 18, 1995 (12 of 13)

**MOST REBOUNDS BY UNC**

72 vs. Nicholls, Dec. 19, 2011  
 64 vs. Elon, Dec. 29, 2011  
 62 vs. Evansville, Dec. 6, 2011  
 62 vs. Mississippi Valley State, Nov. 20, 2011  
 61 vs. Virginia, Jan. 21, 1999  
 60 vs. Cleveland State, Nov. 22, 2005  
 60 vs. Buffalo, Dec. 8, 1998  
 60 vs. Middle Tennessee State, Feb. 1, 1997  
 59 vs. UConn, Dec. 6, 1990  
 58 vs. Boston College, Jan. 9, 2018  
 58 vs. Gardner-Webb, Nov. 19, 2006

**MOST OPPONENTS REBOUNDS**

54 by Iowa, Jan. 7, 1989  
 53 by Wake Forest, Dec. 20, 2003 (30T)  
 52 by Duke, Feb. 27, 1999  
 51 by Texas, Dec. 18, 2013  
 51 by Duke, Feb. 10, 2010  
 50 by Georgia Tech, Jan. 23, 2013  
 48 by Ohio State, Dec. 4, 2019  
 48 by Duke, March 9, 2019  
 48 by Virginia, Feb. 19, 1994  
 47 by Wake Forest, Jan. 20, 2016  
 47 by Wake Forest, Feb. 2, 2003  
 47 by Maryland, Feb. 10, 2002  
*47 by Syracuse vs. NC A&T, March 17, 1988 (NCAA 1st Rd.)*



**JUSTIN JACKSON** was one of four starters without a turnover against Northern Iowa on Dec. 21, 2016. UNC committed only five turnovers, its fewest in any game in the Smith Center.

#### **MOST PERSONAL FOULS BY UNC**

27 vs. UNC, Feb. 8, 2020 (OT)  
 26 vs. Kentucky, Dec. 16, 2013  
 26 vs. Duke, Feb. 6, 2008  
 26 vs. Wake Forest, Dec. 20, 2003 (3OT)  
 26 vs. Western Kentucky, Nov. 27, 1993

#### **MOST OPPONENTS PERSONAL FOULS**

41 by Clemson, Jan. 28, 1998  
 34 by Cleveland State, Nov. 22, 2005  
 34 by Louisville, Dec. 17, 1998  
 33 by Iona, Nov. 18, 2007  
 33 by Maryland, Jan. 7, 1995  
 33 by Clemson, Feb. 25, 1989

#### **MOST ASSISTS BY UNC**

37 vs. VMI, Dec. 17, 1994  
 35 vs. Stetson, Dec. 3, 1986  
 35 vs. The Citadel, Feb. 18, 1991  
 34 vs. Chattanooga, Nov. 18, 1988  
 33 vs. East Tennessee State, Feb. 18, 1987  
 32 vs. Miami, Jan. 25, 2020  
 32 vs. Tennessee State, Nov. 22, 2011  
 32 vs. Florida State, Jan. 24, 1998  
 32 vs. Appalachian State, Jan. 17, 1998  
 32 vs. Butler, Jan. 24, 1994

#### **MOST OPPONENTS ASSISTS (25 OR MORE)**

29 by NC State, Feb. 22, 1992  
 25 by Clemson, Feb. 21, 1987  
 25 by Tulsa, Nov. 11, 2000

#### **MOST TURNOVERS BY UNC (25 OR MORE)**

29 vs. Miami, Dec. 4, 2000  
 29 vs. Temple, Feb. 21, 1988  
 28 vs. Kentucky, Dec. 6, 1990  
 28 vs. UConn, Dec. 6, 1990  
 26 vs. FIU, Nov. 9, 2009  
 25 vs. Duke, Jan. 31, 2002  
 25 vs. Houston, Dec. 13, 1992  
 25 vs. Towson, Nov. 30, 1991

#### **MOST OPPONENTS TURNOVERS (30 OR MORE)**

33 by The Citadel, Nov. 24, 1991  
 32 by South Carolina State, Nov. 20, 2007  
 31 by Cleveland State, Dec. 30, 2004  
 31 by The Citadel, Feb. 18, 1991  
 30 by NC State, Feb. 6, 1993

#### **FEWEST TURNOVERS BY UNC**

5 vs. Northern Iowa, Dec. 21, 2016  
 5 vs. Florida State, Jan. 24, 2015  
 5 vs. Wake Forest, Jan. 30, 1994  
 6 vs. Hawaii, Dec. 1, 1993  
 7 vs. Wake Forest, March 3, 2020  
 7 vs. Virginia Tech, Jan. 26, 2017  
 7 vs. Tulane, Dec. 16, 2015  
 7 vs. Notre Dame, Jan. 5, 2015  
 7 vs. Virginia, Feb. 16, 2013  
 7 vs. Maryland, Feb. 29, 2012  
 7 vs. Appalachian State, Dec. 17, 2011  
 7 vs. Clemson, Jan. 2, 1999  
 7 vs. Middle Tennessee State, Nov. 14, 1997

#### **FEWEST OPPONENTS TURNOVERS**

4 by Wisconsin, Nov. 30, 2011  
 4 by Rhode Island vs. Syracuse, March 19, 1988 (NCAA 2nd Rd.)  
 5 by Boston College, Jan. 9, 2018  
 5 by Maryland, Feb. 14, 1998  
 6 by Notre Dame, Nov. 6, 2019  
 6 by Notre Dame, Feb. 12, 2018  
 6 by Virginia, Feb. 18, 2017  
 6 by Duke, Jan. 31, 2002

#### **MOST BLOCKED SHOTS BY UNC**

15 vs. Northern Kentucky, Dec. 27, 2013  
 14 vs. VMI, Dec. 17, 1994  
 14 vs. Virginia, Feb. 19, 1994  
 14 vs. NC State, Jan. 5, 1994  
 13 vs. Nicholls, Dec. 19, 2011  
 13 vs. Maryland, Jan. 9, 1991

#### **MOST OPPONENTS BLOCKED SHOTS**

11 by UConn, Jan. 17, 2004  
 10 by Kentucky, Nov. 18, 2008  
 10 by Virginia, Jan. 21, 1999  
 9 by Kentucky, Dec. 4, 2005  
 9 by Clemson, Feb. 19, 2005  
 9 by Maryland, Jan. 22, 2003  
 9 by Syracuse vs. NC A&T, March 17, 1988 (NCAA 1st Rd.)  
 9 by Maryland, Feb. 20, 1986 (OT)

#### **MOST STEALS BY UNC**

21 vs. The Citadel, Nov. 24, 1991  
 20 vs. UNC Asheville, Nov. 28, 2005  
 20 vs. Marshall, Jan. 2, 1994  
 19 vs. Cleveland State, Dec. 30, 2004  
 19 vs. Coastal Carolina, Dec. 30, 2003  
 19 vs. NC State, Feb. 6, 1993  
 18 vs. Cornell, Jan. 4, 1993  
 18 vs. Old Dominion, Dec. 1, 1992  
 18 vs. Maryland, Feb. 17, 1990  
 18 vs. East Tennessee State, Feb. 18, 1987

#### **MOST OPPONENTS STEALS**

17 by Miami, Jan. 7, 2004  
 16 by Southern California, Nov. 29, 2004  
 16 by Maryland, Feb. 15, 2004  
 16 by NC State, Feb. 7, 1990  
 16 by Temple, Feb. 21, 1988  
 15 by Michigan State, Dec. 1, 2009  
 15 by Miami, Jan. 22, 2005  
 15 by Michigan State, Dec. 1, 1999  
 15 by Towson, Nov. 30, 1991

## INDIVIDUAL RECORDS, SINGLE GAME

### MOST POINTS BY A TAR HEEL (30 OR MORE)

40	Tyler Hansbrough vs. Georgia Tech, Feb. 15, 2006 (freshman)
39	Tyler Hansbrough vs. Clemson, Feb. 10, 2008 (2OT)
38	Joseph Forte vs. Tulsa, Nov. 11, 2000
36	Joseph Forte vs. Florida State, Feb. 22, 2001
36	Antawn Jamison vs. Maryland, Feb. 14, 1998
36	Antawn Jamison vs. Pittsburgh, Nov. 29, 1996
35	Garrison Brooks vs. Georgia Tech, Jan. 4, 2020
35	Antawn Jamison vs. Duke, Feb. 5, 1998
34	Cole Anthony vs. Notre Dame, Nov. 6, 2019 (freshman)
34	Coby White vs. Syracuse, Feb. 26, 2019 (freshman)
34	Wayne Ellington vs. Maryland, Feb. 3, 2009
33	Coby White vs. Miami, Feb. 9, 2019 (OT) (freshman)
33	Joseph Forte vs. Virginia, Jan. 24, 2001
33	Antawn Jamison vs. Duke, March 2, 1997
32	Luke Maye vs. Boston College, Jan. 9, 2018
32	Sean May vs. Florida State, March 3, 2005
31	Luke Maye vs. NC State, Feb. 5, 2019
31	Joel Berry II vs. Miami, Feb. 27, 2018
31	Luke Maye vs. NC State, Jan. 27, 2018 (OT)
31	Tyler Zeller vs. Appalachian State, Dec. 17, 2011
31	Scott Williams vs. Virginia, Jan. 13, 1990
31	Kevin Madden vs. Chattanooga, Nov. 18, 1988
31	J.R. Reid vs. NC State, Jan. 18, 1987 (freshman)
30	Garrison Brooks vs. NC State, Feb. 25, 2020
30	Tyler Zeller vs. Maryland, Feb. 29, 2012
30	Rashad McCants vs. Clemson, March 2, 2004
30	Rasheed Wallace vs. Pittsburgh, Nov. 29, 1994
30	Hubert Davis vs. NC State, Feb. 22, 1992
30	Hubert Davis vs. Wake Forest, Feb. 8, 1992
30	Steve Bucknall vs. Clemson, Feb. 25, 1989
30	J.R. Reid vs. LaSalle, Jan. 9, 1988

### MOST OPPONENT POINTS (30 OR MORE)

37	Lionel Simmons, LaSalle, Jan. 9, 1988
35	Xavier Rathan-Mayes, Florida State, Jan. 24, 2015
35	J.J. Redick, Duke, Feb. 7, 2006
35	Len Bias, Maryland, vs. UNC, Feb. 20, 1986
35	<i>Derrick Chievous, Missouri vs. Rhode Island, March 17, 1988 (NCAA 1st Rd.)</i>
34	Ronnie Murphy, Jacksonville, Dec. 13, 1986
33	Brian Sullivan, Davidson, Dec. 21, 2013 (OT)
33	Brant Arrington, Mississippi Valley State, Nov. 20, 2011
33	Zabian Dowdell, Virginia Tech, Feb. 13, 2007
33	Jason Williams, Duke, March 4, 2001
33	Dennis Scott, Georgia Tech, Feb. 28, 1990
32	Grayson Flittner, Gardner-Webb, Nov. 23, 2009
32	Josh Howard, Wake Forest, Feb. 2, 2003
32	Walt Williams, Maryland, Jan. 13, 1992
31	T.J. Robinson, Long Beach State, Dec. 11, 2010
31	Cliff Hammonds, Clemson, Feb. 10, 2008 (2OT)
31	Morris Peterson, Michigan State, Dec. 1, 1999
31	C.C. Harrison, NC State, Feb. 21, 1998
31	Katu Davis, Georgia, Dec. 7, 1995
31	<i>Kevin Strickland, Duke vs. SMU, March 19, 1988 (NCAA 2nd Rd.)</i>
30	Jack Gibbs, Davidson, Dec. 7, 2016
30	Nolan Smith, Duke, March 5, 2011
30	Iman Shumpert, Georgia Tech, Jan. 16, 2010
30	Brandon Wood, Valparaiso, Nov. 15, 2009
30	Ron Lewis, Ohio State, Nov. 29, 2006
30	Guillermo Diaz, Miami, Jan. 22, 2005
30	Tony Stockman, Clemson, Feb. 27, 2002
30	Drew Barry, Georgia Tech, Feb. 10, 1996 (OT)

### MOST FIELD GOALS MADE BY A TAR HEEL

16	Antawn Jamison vs. Maryland, Feb. 14, 1998
15	Joseph Forte vs. Florida State, Feb. 22, 2001
14	Antawn Jamison vs. Duke, Feb. 5, 1998
14	Antawn Jamison vs. Duke, March 2, 1997
14	Antawn Jamison vs. Pitt, Nov. 29, 1996
14	Rasheed Wallace vs. Pitt, Nov. 29, 1994
13	Luke Maye vs. Boston College, Jan. 9, 2018
13	Brice Johnson vs. Duke, Feb. 17, 2016
13	Tyler Hansbrough vs. Georgia Tech, Feb. 15, 2006 (freshman)
13	Sean May vs. Florida State, March 3, 2005
13	Joseph Forte vs. Virginia, Jan. 24, 2001
13	Antawn Jamison vs. Georgia Tech, Jan. 18, 1997
13	Kevin Madden vs. Chattanooga, Nov. 18, 1988
13	J.R. Reid vs. NC State, Jan. 18, 1987 (freshman)

### MOST OPPONENT FIELD GOALS MADE

16	<i>Derrick Chievous (Missouri) vs. Rhode Island, March 17, 1988 (NCAA 1st Rd.)</i>
15	Lionel Simmons, LaSalle, Jan. 9, 1988
14	Xavier Rathan-Mayes, Florida State, Jan. 24, 2015
13	T.J. Robinson, Long Beach State, Dec. 11, 2010
13	Cliff Hammonds, Clemson, Feb. 10, 2008 (2OT)
13	Arizona Reid, High Point, Dec. 9, 2006
13	Jason Williams, Duke, March 4, 2001
13	Corey Louis, Florida State, Jan. 25, 1995
13	<i>Kato Armstrong, SMU vs. Notre Dame, March 17, 1988 (NCAA 1st Rd.)</i>
13	Len Bias, Maryland, Feb. 20, 1986 (OT)

### HIGHEST FG PERCENTAGE BY A TAR HEEL (MIN. 10 FIELD GOALS)

1.000	Scott Williams vs. Virginia, Jan. 13, 1990 (12 of 12)
.929	J.R. Reid vs. NC State, Jan. 18, 1987 (13 of 14) (freshman)
.923	Scott Williams vs. Pepperdine, Jan. 6, 1990 (12 of 13)
.909	Scott Williams vs. Georgia Tech, Feb. 28, 1990 (10 of 11)
.909	Joe Wolf vs. Georgia Tech, Jan. 25, 1986 (10 of 11)
.867	Sean May vs. Florida State, March 3, 2005 (13 of 15)
.857	J.R. Reid vs. LaSalle, Jan. 9, 1988 (12 of 14)
.846	Antawn Jamison vs. VMI, Feb. 22, 1996 (11 of 13) (freshman)
.846	J.R. Reid vs. Duke, Jan. 21, 1988 (11 of 13)
.833	Deon Thompson vs. Oral Roberts, Dec. 13, 2008 (10 of 12)
.833	Sean May vs. George Mason, Dec. 7, 2004 (10 of 12)
.833	Jerry Stackhouse vs. VMI, Dec. 17, 1994 (10 of 12)
.833	Matt Wenstrom vs. Cornell, Dec. 1, 1991 (10 of 12)
.833	Steve Hale vs. Duke, Jan. 18, 1986 (10 of 12)

### HIGHEST OPPONENT FG PERCENTAGE (MIN. 10 FIELD GOALS)

.917	Randolph Morris, Kentucky, Dec. 2, 2006 (11 of 12)
.857	Kevin Thompson, NC State, Feb. 22, 1992 (12 of 14)
.833	Haminn Quaintance, Kent State, Jan. 2, 2008 (10 of 12)
.833	Olden Polynice, Virginia, Feb. 26, 1986 (10 of 12)
.786	Tyler Lydon, Syracuse, Jan. 16, 2017 (11 of 14)
.786	Kyle Gaillard, William & Mary, Dec. 21, 2010 (11 of 14)
.769	Joe Harris, Virginia, Feb. 16, 2013 (10 of 13)
.769	Shelden Williams, Duke, March 6, 2005 (10 of 13)
.769	James Collins, Florida State, Feb. 24, 1996 (10 of 13)
.769	Tim Duncan, Wake Forest, Jan. 27, 1996 (10 of 13)
.769	Mark Price, Georgia Tech, Jan. 25, 1986 (10 of 13)

### MOST THREE-POINT FG MADE BY A TAR HEEL

8	Rashad McCants vs. Clemson, March 2, 2004
8	Dante Calabria vs. Florida State, Jan. 25, 1995
7	Coby White vs. Miami, Feb. 9, 2019 (OT) (freshman)
7	Justin Jackson vs. Davidson, Dec. 7, 2016
7	Wayne Ellington vs. Maryland, Feb. 3, 2009
7	Wayne Ellington vs. Miami, Jan. 17, 2009
7	Hubert Davis vs. Florida State, Dec. 15, 1991
6	Brandon Robinson vs. Miami, Jan. 25, 2020
6	Cole Anthony vs. Notre Dame, Nov. 6, 2019 (freshman)
6	Coby White vs. Syracuse, Feb. 26, 2019 (freshman)
6	Cameron Johnson vs. Gonzaga, Dec. 15, 2018
6	Kenny Williams vs. Duke, Feb. 8, 2018
6	Cameron Johnson vs. Clemson, Jan. 16, 2018
6	Justin Jackson vs. NC State, Jan. 8, 2017
6	Justin Jackson vs. Monmouth, Dec. 28, 2016
6	P.J. Hairston vs. Virginia, Feb. 16, 2013
6	Brian Morrison vs. Georgia Tech, Dec. 2, 2001
6	Adam Boone vs. Florida State, Feb. 17, 2002
6	Joseph Forte vs. Tulsa, Nov. 11, 2000
6	Joseph Forte vs. Wake Forest, Feb. 12, 2000 (freshman)
6	Donald Williams vs. Clemson, Feb. 16, 1995
6	Dante Calabria vs. VMI, Dec. 17, 1994
6	Jeff Lebo vs. Georgia Tech, Jan. 24, 1987

### MOST OPPONENTS THREE-POINT FG MADE

9	Grayson Flittner, Gardner-Webb, Nov. 23, 2009
9	Drew Barry, Georgia Tech, Feb. 10, 1996
9	Dennis Scott, Georgia Tech, Jan. 28, 1989
8	Tony Stockman, Clemson, Feb. 27, 2002
8	Clint Harrison, NC State, Feb. 21, 1998
8	Fred Vinson, Georgia Tech, Feb. 12, 1994
8	Chris Whitney, Clemson, Feb. 17, 1993
8	Cal Boyd, Wake Forest, Feb. 16, 1989



#### **MOST THREE-POINT FG ATTEMPTS BY A TAR HEEL**

14	Shammond Williams vs. Maryland, Jan. 8, 1997
14	Jeff Lebo vs. Iowa, Jan. 7, 1989
14	Jeff Lebo vs. Temple, Feb. 21, 1988
13	Brandon Robinson vs. Clemson, Jan. 11, 2020
13	Justin Jackson vs. Davidson, Dec. 7, 2016
13	Rashad McCants vs. Clemson, March 2, 2004
12	Brandon Robinson vs. Yale, Dec. 20, 2019
12	Kenny Williams vs. Duke, Feb. 8, 2018
12	Justin Jackson vs. Virginia Tech, Jan. 26, 2017
12	Marcus Paige vs. Iowa, Dec. 3, 2014
12	Reggie Bullock vs. NC State, Feb. 23, 2013
12	P.J. Hairston vs. Virginia, Feb. 16, 2013
12	Shammond Williams vs. Middle Tennessee State, Nov. 14, 1997
12	Hubert Davis vs. Florida State, Dec. 15, 1991

#### **MOST OPPONENT THREE-POINT FG ATTEMPTS**

18	Dennis Scott, Georgia Tech, Jan. 28, 1989
17	Robert Jarvis, Oral Roberts, Dec. 13, 2008
17	Drew Barry, Georgia Tech, Feb. 10, 1996 (OT)
16	Grayson Flittner, Gardner-Webb, Nov. 23, 2009
16	Josh Heard, Tennessee Tech, Dec. 12, 1999

#### **HIGHEST THREE-POINT FG PERCENTAGE BY A TAR HEEL (MIN. 5 MADE)**

1.000	Joel Berry II vs. Duke, March 4, 2017 (5 of 5)
.857	Reggie Bullock vs. Tennessee State, Nov. 22, 2011 (6 of 7)
.857	Dante Calabria vs. VMI, Dec. 17, 1994 (6 of 7)
.833	Kenny Williams vs. Radford, Dec. 4, 2016 (5 of 6)
.833	Leslie McDonald vs. Wake Forest, Feb. 22, 2014 (5 of 6)
.833	Marcus Paige vs. Pitt, Feb. 15, 2014 (5 of 6)
.833	Leslie McDonald vs. Long Beach State, Dec. 11, 2010 (5 of 6)
.833	Wayne Ellington vs. Rutgers, Dec. 28, 2006 (5 of 6)
.833	Shammond Williams vs. Middle Tennessee State, Feb. 1, 1997 (5 of 6)
.833	Donald Williams vs. Virginia, Jan. 18, 1995 (5 of 6)

#### **HIGHEST OPPONENT THREE-POINT FG PERCENTAGE (MIN. 5 MADE)**

1.000	Allerik Freeman, NC State, Jan. 27, 2018 (7 of 7)
1.000	John Mooney, Notre Dame, Feb. 12, 2018 (6 of 6)
1.000	Jordan Swing, UAB, Dec. 1, 2012 (5 of 5)
1.000	Geoff Brower, Florida State, Feb. 24, 1996 (5 of 5)
.889	Clint Harrison, NC State, Feb. 21, 1998 (8 of 9)
.857	Steve Wojciechowski, Duke, March 2, 1997 (6 of 7)
.833	Garrick Thomas, Pitt, Nov. 29, 1994 (5 of 6)
.800	Chris Whitney, Clemson, Feb. 17, 1993 (8 of 10)
.750	Andrew Nicholas, Monmouth, Jan. 1, 2012 (6 of 8)
.750	Brent Arrington, Mississippi Valley State, Nov. 20, 2011 (6 of 8)
.750	Greg Paulus, Duke, Feb. 6, 2008 (6 of 8)
.750	Jarinn Aakan, Hawaii, Dec. 1, 1993 (6 of 8)

#### **MOST FREE THROWS MADE BY A TAR HEEL**

20	Tyler Zeller vs. Maryland, Feb. 29, 2012
17	Garrison Brooks vs. Georgia Tech, Jan. 4, 2020
17	Tyler Hansbrough vs. Clemson, Feb. 10, 2008 (2OT)
14	Garrison Brooks vs. NC State, Feb. 25, 2020
14	Cole Anthony vs. Boston College, Feb. 2, 2020
14	Tyler Hansbrough vs. Virginia Tech, Feb. 13, 2007
14	Tyler Hansbrough vs. Georgia Tech, Jan. 20, 2007
14	Tyler Hansbrough vs. Georgia Tech, Feb. 15, 2006 (OT)
14	Tyler Hansbrough vs. NC State, Jan. 7, 2006
13	Tyler Hansbrough vs. Miami, Jan. 14, 2006
13	Jawad Williams vs. Maryland, Feb. 15, 2004

#### **MOST OPPONENT FREE THROWS MADE**

17	Zabian Dowdell, Virginia Tech, Feb. 13, 2007 (OT)
12	Marcus Georges-Hunt, Georgia Tech, Jan. 2, 2016
12	Tyus Jones, Duke, March 7, 2015
12	Nolan Smith, Duke, March 5, 2011
12	Malcolm Delaney, Virginia Tech, Jan. 10, 2010
12	Robert Hite, Miami, Jan. 14, 2006
12	Bruce Jenkins, NC A&T, Dec. 27, 2001
12	Terrance Jacobs, Towson, Nov. 30, 1991

#### **MOST FREE THROW ATTEMPTS BY A TAR HEEL**

23	Tyler Zeller vs. Maryland, Feb. 29, 2012
19	James Michael McAdoo vs. Kentucky, Dec. 14, 2013
19	Tyler Hansbrough vs. Clemson, Feb. 10, 2008 (2OT)
19	Tyler Hansbrough vs. Georgia Tech, Feb. 15, 2006
18	Garrison Brooks vs. Georgia Tech, Jan. 4, 2020
18	Tyler Hansbrough vs. Virginia Tech, Feb. 13, 2007 (OT)

#### **MOST OPPONENT FREE THROW ATTEMPTS**

19	Zabian Dowdell, Virginia Tech, Feb. 13, 2007 (OT)
17	Andrew Harrison, Kentucky, Dec. 14, 2013
16	Robert Hite, Miami, Jan. 14, 2006
16	Obinna Ekezie, Maryland, Jan. 8, 1997
16	Terrance Jacobs, Towson, Nov. 30, 1991



**SEAN MAY had 26 points and a Smith Center-record 24 rebounds against Duke in UNC's 75-73 win in 2005.**

#### **BEST FREE THROW PERCENTAGE BY A TAR HEEL (MIN. 10 MADE)**

1.000	Cole Anthony vs. Boston College, Feb. 1, 2020 (14 of 14)
1.000	Tyler Hansbrough vs. NC State, Jan. 7, 2006 (14 of 14)
1.000	Tyler Hansbrough vs. Kentucky, Jan. 2, 2008 (11 of 11)
1.000	Steve Bucknall vs. Clemson, Feb. 25, 1989 (11 of 11)
1.000	J.R. Reid vs. Marquette, Feb. 15, 1987 (11 of 11)
1.000	Coby White vs. Syracuse, Feb. 26, 2019 (10 of 10)
1.000	Luke Maye vs. NC State, Feb. 5, 2019 (10 of 10)
1.000	Marcus Paige vs. Kentucky, Dec. 14, 2013 (10 of 10)
1.000	Kris Lang vs. NC State, Jan. 8, 2000 (10 of 10)

#### **BEST OPPONENT FREE THROW PERCENTAGE (MIN. 10 MADE)**

1.000	Tyus Jones, Duke, March 7, 2015 (12 of 12)
1.000	Rakeem Christmas, Syracuse, Jan. 26, 2015 (10 of 10)
1.000	Aaron White, Iowa, Dec. 3, 2014 (10 of 10)
1.000	Jarrett Jack, Georgia Tech, Jan. 12, 2005 (10 of 10)
1.000	Kenny Inge, NC State, Feb. 21, 1998 (10 of 10)
1.000	Petey Sessoms, Old Dominion, Dec. 1, 1992 (10 of 10)

#### **MOST REBOUNDS BY A TAR HEEL**

24	Sean May vs. Duke, Mar. 6, 2005
21	Sean May vs. Duke, Feb. 5, 2004
21	Sean May vs. Akron, Dec. 14, 2003
19	Brice Johnson vs. Duke, Feb. 17, 2016
19	Sean May vs. Kentucky, Dec. 4, 2005
18	Luke Maye vs. Boston College, Jan. 9, 2018
18	Tyler Hansbrough vs. Duke, March 6, 2008
17	Brice Johnson vs. East Carolina, Dec. 7, 2014
17	John Henson vs. Duke, Feb. 8, 2012
17	Tyler Zeller vs. NC State, Jan. 26, 2012
17	John Henson vs. Wisconsin, Nov. 30, 2011
17	John Henson vs. Lipscomb, Nov. 12, 2010
17	Tyler Hansbrough vs. Duke, March 4, 2007
17	Ademola Okulaja vs. FIU, Nov. 16, 1998
17	Eric Montross vs. Clemson, Jan. 15, 1994

#### **MOST OPPONENT REBOUNDS**

19	John Mooney, Notre Dame, Jan. 15, 2019
19	Jordan Williams, Maryland, Feb. 27, 2011
19	Ed Horton, Iowa, Jan. 7, 1989
18	Alvin Jones, Georgia Tech, Feb. 3, 2001
17	Kerry Blackshear, Virginia Tech, Jan. 21, 2019
17	Richard Howell, NC State, Feb. 23, 2013
17	Tim Duncan, Wake Forest, Feb. 19, 1997
17	James Forrest, Georgia Tech, Feb. 12, 1994
17	Malcolm Mackey, Georgia Tech, Jan. 27, 1991
16	Malcolm Bagley III, Duke, Feb. 8, 2018
16	Andre Brown, DePaul, March 17, 2013
16	Rony Seikaly, Syracuse vs. NC A&T, March 17, 1988 (NCAA 1st Rd.)

#### MOST ASSISTS BY A TAR HEEL

18	Raymond Felton vs. George Mason, Dec. 7, 2003
17	Jeff Lebo vs. Chattanooga, Nov. 18, 1988
16	Kendall Marshall vs. Long Beach State, Dec. 10, 2011
16	Kendall Marshall vs. Florida State, Feb. 6, 2011
15	Kendall Marshall vs. Tennessee State, Nov. 22, 2011
14	Raymond Felton vs. Wyoming, March 24, 2003
14	Ed Cota vs. Florida State, Jan. 24, 1998
14	Ed Cota vs. Appalachian State, Jan. 17, 1998
13	Kendall Marshall vs. Clemson, Feb. 18, 2012
13	Kendall Marshall vs. Appalachian State, Dec. 17, 2011
13	Ed Cota vs. Wake Forest, Feb. 12, 2000
13	Jeff McInnis vs. Florida State, Jan. 25, 1995
13	Kenny Smith vs. Miami, Dec. 8, 1986

#### MOST OPPONENT ASSISTS

17	Muggsy Bogues, Wake Forest, Feb. 12, 1986
13	Kenny Anderson, Georgia Tech, Jan. 27, 1991
12	Melo Trimble, Maryland, Dec. 1, 2015
12	Lorenzo Brown, NC State, Feb. 23, 2013
12	Kenny Anderson, Georgia Tech, Feb. 28, 1990
12	Brian Oliver, Georgia Tech, Jan. 28, 1989
12	Quin Snyder, Duke vs. SMU, March 19, 1988 (NCAA 2nd Rd.)
12	Sherman Douglas, Syracuse vs. Rhode Island, March 19, 1988 (NCAA 2nd Rd.)
12	Muggsy Bogues, Wake Forest, Feb. 11, 1987
11	Ty Jerome, Virginia, Feb. 11, 2019
11	Greivis Vasquez, Maryland, Jan. 19, 2008
11	Jeff Capel, Duke, March 4, 1995
11	Donnie Seale, NC State, Feb. 22, 1992

#### MOST BLOCKED SHOTS BY A TAR HEEL

10	Brendan Haywood vs. Miami, Dec. 4, 2000
8	Brendan Haywood vs. Tulsa, Nov. 11, 2000
7	John Henson vs. Nicholls, Dec. 19, 2011
7	John Henson vs. Maryland, Feb. 27, 2011
7	John Henson vs. NC State, Jan. 29, 2011
7	John Henson vs. Lipscomb, Nov. 12, 2010

#### MOST OPPONENT BLOCKED SHOTS

7	Sharone Wright, Clemson, Feb. 17, 1993
7	Rony Seikaly, Syracuse vs. NC A&T, March 17, 1988 (NCAA 1st Rd.)
6	Cameron Jackson, Wofford, Dec. 20, 2017
6	BeeJay Anya, NC State, Feb. 24, 2015
6	Shelden Williams, Duke, March 6, 2005
6	Emeka Okafor, UConn, Jan. 17, 2004
6	Emeka Okafor, UConn, Jan. 18, 2003
6	Rodney Dobard, Florida State, Jan. 27, 1993
6	Derrick Lewis, Maryland, Feb. 20, 1986

#### MOST STEALS BY A TAR HEEL

8	Derrick Phelps vs. Central Florida, Dec. 7, 1991
8	Tyler Hansbrough vs. UNC Asheville, Dec. 28, 2005
7	Derrick Phelps vs. Maryland, Feb. 10, 1994
7	George Lynch vs. Florida State, Jan. 27, 1993
7	Derrick Phelps vs. Cornell, Jan. 4, 1993
7	Derrick Phelps vs. Houston, Dec. 13, 1992
6	Joseph Forte vs. Georgia Tech, March 1, 2000
6	Derrick Phelps vs. The Citadel, Nov. 24, 1991
6	King Rice vs. Georgia Tech, Feb. 28, 1990
6	Pete Chilcutt vs. DePaul, Dec. 16, 1989

#### MOST OPPONENT STEALS

9	Johnny Rhodes, Maryland, Feb. 6, 1996
7	Rakim Saunders, Boston College, Jan. 4, 2009
7	Ishua Benjamin, NC State, Feb. 21, 1998
7	Howard Evans, Temple, Feb. 21, 1988
6	Jose Alvarado, Georgia Tech, Jan. 4, 2020
6	Duke Mondy, Oakland, Nov. 8, 2013
6	Shane Larkin, Miami, Jan. 10, 2012
6	Scott Burrell, UConn, Jan. 6, 1990
6	Chuck Evans Old Dominion, Jan. 3, 1990
6	Benny Green, Chattanooga, Nov. 18, 1988

#### SINGLE-SEASON TEAM RECORDS

##### HIGHEST SCORING AVERAGE

95.2 in 1986-87 (1,238 in 13 games)
95.0 in 1988-89 (1,330 in 14 games)

##### HIGHEST AVERAGE VICTORY MARGIN

26.6 in 2006-07
26.5 in 2004-05

##### HIGHEST SCORING AVERAGE ALLOWED

83.2 in 1989-90 (1,082 in 13 games)
-------------------------------------



**JAMES MICHAEL MCADOO** is the only Tar Heel to score in double figures in 18 games in one season in the Smith Center (in 2013-14).

##### HIGHEST FIELD GOAL PERCENTAGE

.577 in 1985-86 (237 of 411)

##### HIGHEST THREE-POINT FIELD GOAL PERCENTAGE

.451 in 1986-87 (79 of 175)

##### HIGHEST FREE THROW PERCENTAGE

.774 in 2018-19 (291 of 376)

#### SINGLE-SEASON INDIVIDUAL RECORDS

##### MOST POINTS

385	Tyler Hansbrough, 2007-08
350	Rashad McCants, 2002-03
337	Tyler Hansbrough, 2005-06

##### HIGHEST SCORING AVERAGE

24.1	Tyler Hansbrough, 2007-08 (385 in 16 games)
22.7	Tyler Hansbrough, 2008-09 (272 in 12 games)
22.2	Antawn Jamison, 1997-98 (266 in 13 games)

##### MOST GAMES SCORING IN DOUBLE FIGURES

18	James Michael McAdoo, 2013-14
17	Tyler Hansbrough, 2005-06
17	Rashad McCants, 2002-03
16	Marcus Paige, 2013-14
16	Deon Thompson, 2009-10
16	Tyler Hansbrough, 2007-08
16	Tyler Hansbrough, 2006-07

##### MOST FIELD GOALS MADE

128	Rashad McCants, 2002-03
121	Tyler Hansbrough, 2007-08

##### MOST THREE-POINT FG MADE

49	Rashad McCants, 2002-03
44	Justin Jackson, 2016-17
44	Hubert Davis, 1991-92

##### HIGHEST FREE THROW PERCENTAGE (MIN. 25 MADE)

.906	Marcus Paige, 2013-14 (77 of 85)
.906	Kenny Williams, 2018-19 (29 of 32)
.905	Jeff Lebo, 1988-89 (38 of 42)
.903	Hubert Davis, 1991-92 (65 of 72)

#### CAREER RECORDS

##### MOST POINTS

1,321 Tyler Hansbrough (2005-09) (21.3 per game in 62 games)

##### CONSECUTIVE GAMES SCORING IN DOUBLE FIGURES

42	Tyler Hansbrough, 2005-09
----	---------------------------



# INDIVIDUAL CAREER STATISTICS

PLAYER	YEARS	GP	MIN	FG	FGA	PCT	3FG	ATT	PCT	FT	FTA	PCT	OFF	REB	AVE	PF	A	TO	B	ST	PTS	AVE
Aitken, Stuart	1932-35	61		167						51											385	6.3
Akins, Bill	1988-89	9	20	2	6	.333	0	0	-	2	4	.500		3	0.3	1	1	0	0	1	6	0.7
Alexander, Tom	1929-30	61		105						58											268	2.6
Allen, Bill	1944-45	28		35						38											108	3.9
Altmore, Bob	1942-44	46		45						37											127	2.8
Alvarez, Manny	1944-45	27		60						45											165	6.1
Ambler, John	1921-22	2		1						0											2	1.0
Anderson, Don	1943-46	71		155						68											378	5.3
Andrews, Ezra	1913-16	20		30						4											64	3.2
Anthony, Cole	2019-20	22	768	131	345	.380	49	141	.348	96	128	.750	10	125	5.7	64	88	77	6	29	407	18.5
Antolini, Ed	1940-42	14		5						0											10	0.7
Asch, Roy	1939-40	1		0						0											0	0.0
Austin, John	1970-71	12		0	3	0				1	5	.200		5	0.4	6	4	0	0	0	1	0.1
<b>Bacot, Armando</b>	<b>2019-</b>	<b>32</b>	<b>780</b>	<b>114</b>	<b>243</b>	<b>.469</b>	<b>0</b>	<b>0</b>	<b>-</b>	<b>80</b>	<b>124</b>	<b>.645</b>	<b>87</b>	<b>263</b>	<b>8.2</b>	<b>81</b>	<b>39</b>	<b>55</b>	<b>36</b>	<b>16</b>	<b>308</b>	<b>9.6</b>
Baggett, Robert	1926-27	11																			11	1.0
Barlow, Jeb	1980-82	58	225	18	46	.391				14	21	.667		39	0.7	29	10	21	1	8	50	0.9
Barber, Howard "Red"	1924-26	17																			26	1.5
Barber, Milton	1930-32	4		3						1											7	1.8
Barnes, Harrison	2010-12	75	2198	439	1018	.431	116	332	.349	234	319	.734	149	414	5.5	140	96	146	29	68	1228	16.4
Barnes, Octavus	1994-95	5	5	0	3	0	0	1	0	0	0	-		0	0.0	2	0	0	0	0	0	0.0
Bauer, Fred	1944-45	8		3						1											7	0.9
Beale, William	'30-31, 32-34	39		21						15											57	1.5
Bell, Mickey	1972-75	71		30	52	.577				42	67	.627		68	0.9	47	41	0	0	0	102	1.4
Bennett, Bob	1963-66	70		148	326	.454				90	144	.625		305	4.4	191					386	5.5
Berry II, Joel	2014-18	144	3973	607	1448	.419	266	726	.366	333	400	.833	65	405	2.8	275	451	223	27	165	1813	12.6
Bershak, Andy	1935-38	65		172						101											445	6.8
Berstick, Brian	1997-02	106	826	138	259	.533	3	10	.300	44	65	.677	56	196	1.8	137	31	47	72	16	323	3.0
Black, Jimmy	1978-82	127	2892	258	512	.504				212	289	.734		147	1.2	275	525	268	18	175	728	5.7
<b>Black, Leaky</b>	<b>2018-</b>	<b>55</b>	<b>1193</b>	<b>103</b>	<b>272</b>	<b>.379</b>	<b>21</b>	<b>75</b>	<b>.280</b>	<b>38</b>	<b>53</b>	<b>.717</b>	<b>55</b>	<b>210</b>	<b>3.8</b>	<b>98</b>	<b>110</b>	<b>71</b>	<b>29</b>	<b>54</b>	<b>265</b>	<b>4.8</b>
Blood, Ernest	1933-35	33		13						4											30	0.9
Bohlander, Justin	2003-04	18	134	7	22	.318	0	0	-	8	13	.615	6	19	1.1	16	5	8	7	6	22	1.2
Bolick, Daniel	2010-11	14	19	1	4	.250	0	1	0	4	4	1.000		5	0.4	1	2	1	0	0	6	0.4
Boone, Adam	2000-02	60	1030	81	194	.418	44	110	.400	45	56	.804	7	91	1.5	66	133	105	4	34	251	4.2
Boone, Pete	1936-38	36		28						26											82	2.3
Bostick, Jim	1966-67	14		8	19	.421				2	5	.400		8	0.6	3					18	1.3
Bowers, Bruce	1962-63	1		0	0	-				0	0	-		0	0.0	0					0	0.0
Bowman, Dave	1937-40	22		15						7											37	1.7
Box, Boyce	1943-44	27		93						15											201	7.4
Braddock, Jimmy	1979-83	136	1833	198	434	.456	43	93	.462	106	127	.835		80	0.6	91	228	133	1	57	545	4.0
Bradley, Dudley	1975-79	120		221	485	.456				80	145	.552		285	2.4	177	129	0	16	190	522	4.4
Bradley, Tony	2016-17	38	555	102	178	.573	0	0	-	65	105	.619	98	195	5.1	69	23	25	22	10	269	7.1
Brandt, George	1931-34	31		37						16											90	2.9
Branson, Les	1938-40	42		34						21											89	2.1
Brennan, Pete	1955-58	81		414	991	.418				506	715	.708		854	10.5	248					1334	16.5
Britt, Nate	2013-17	151	2653	256	688	.372	81	242	.335	181	223	.812	42	233	1.5	270	299	167	6	121	774	5.1
Brooker, Lofton	1929-31	3		0						0											0	0.0
Brooker, Michael	1997-01	71	364	24	90	.267	16	69	.232	11	20	.550	14	36	0.5	39	29	48	1	12	75	1.1
<b>Brooks, Garrison</b>	<b>2017-</b>	<b>105</b>	<b>2483</b>	<b>388</b>	<b>712</b>	<b>.545</b>	<b>2</b>	<b>7</b>	<b>.286</b>	<b>213</b>	<b>338</b>	<b>.630</b>	<b>246</b>	<b>604</b>	<b>5.8</b>	<b>254</b>	<b>127</b>	<b>129</b>	<b>46</b>	<b>48</b>	<b>991</b>	<b>9.4</b>
Brown, Billy	1927-30	46		79						22											180	3.9
Brown, Bill	1962-65	44		16	43	.372				28	41	.683		42	0.9	18					60	1.4
Brown, Joe	1966-69	89		167	399	.419				68	121	.562		280	3.1	125	15				402	4.5
Brown, Larry	1960-63	56		220	489	.450				221	283	.781		130	2.3	163					661	11.8
Brown, Lou	1958-61	40	91	25	49	.510				19	31	.613		27	0.7	30	7				69	1.7
Brown, Sanford	'18-20, 1921-22	14		8						0											16	1.1
Brownlee, John	1981-83	46	207	24	34	.706	0	0	-	4	14	.286		51	1.1	27	3	26	4	5	52	1.1
Brust, Chris	1978-82	89	467	38	71	.535				27	51	.529		108	1.2	50	23	45	0	9	103	1.2
Brust, Matthew	1984-85	8	18	1	3	.333				0	3	0		4	0.5	2	3	0	0	0	2	0.3
Buckley, Bruce	1973-77	98		105	211	.498				74	112	.661		156	1.6	68	51	0	6	23	284	2.9
Bucknall, Steve	1985-89	130	2605	333	696	.478	71	168	.423	237	314	.755		392	3.0	208	382	222	8	99	974	7.5
Budko, Pete	1977-81	105	691	87	172	.506				26	51	.510		231	2.2	132	61	36	80	16	200	1.9
Bullock, Reggie	2010-13	100	2457	358	815	.439	188	486	.387	85	118	.720	156	495	5.0	121	169	94	21	87	989	9.9
Bunting, Bill	1966-69	95		398	774	.514				273	369	.740		612	6.4	264	42				1069	11.3
Burgess, Jason	1991-92	13	39	0	4	0	0	0	-	1	4	.250	3	7	0.5	5	3	2	0	4	1	0.1
Burke, Dewey	2005-07	32	49	6	20	.300	5	17	.294	3	6	.500	2	8	0.3	4	2	7	0	1	20	0.6
Burns, Charlie	1961-63	15		7	11	.636				0	0	-		1	0.1	2					14	0.9
Byerly, Guy	1940-41	6		3						3											9	1.5
Calabria, Dante	1992-96	135	3188	373	825	.452	193	469	.412	159	221	.719	115	426	3.2	226	336	195	8	116	1098	8.1
Calhoun, Jesse "Ikie"	1925-27	2		0						0											0	0.0
Callahan, Peppy	1960-63	22		1	14	.071				4	9	.444		6	0.3	7					6	0.3
Campbell, Greg	1965-66	15		4	10	.400				4	8	.500		4	0.3	5					12	0.8
Campbell, Marc	2007-10	51	103	5	19	.263	3	12	.250	3	4	.750	1	9	0.2	5	20	20	0	8	16	0.3
Capel, Jason	1998-02	120	3845	453	1022	.443	164	437	.375	377	458	.823	214	807	6.7	302	329	257	23	123	1447	12.1
Carmichael, Billy	'17-20, 21-22	62		230						111											571	9.2
Carmichael, Cart	1920-24	82		290						444											1024	12.5
Carr, Albert	1937-38	2		0						0											0	0.0
Carr, Watts	1937-39	9		5						0											10	1.1
Carrington, Bill	1910-13	19		46						3											95	5.0
Carson, Coy	1946-48	32		47						29											123	3.8
Carter, Vince	1995-98	103	2677	481	8																	



PLAYER	YEAR	GP	MIN	FG	FGA	PCT	3FG	ATT	PCT	FT	FTA	PCT	OFF	REB	AVE	PF	A	TO	B	ST	PTS	AVE
Cathey, George	1926-29	46																			171	3.7
Cernugle, Tony	1937-38, 39-40	3		1						2											4	1.3
Chadwick, Dave	1968-71	74		179	315	.568				76	111	.685		214	2.9	76	35				434	5.9
Chamberlain, Bill	1969-72	77		389	720	.540				179	255	.702		475	6.2	208	190				957	12.4
Chambers, Bill	1969-72	58		35	72	.486				53	72	.736		56	0.9	25	19				123	2.1
Chambers, Bill	1972-76	97		52	116	.448				21	35	.600		58	0.6	19	41	0	0	7	125	1.3
Chambers, Lenoir	1911-14	20		20						0											40	2.0
Chandler, Stuart	1931-33	18		5						3											13	0.7
Cherry, Scott	1989-93	76	306	34	73	.466	6	18	.333	38	60	.633	9	47	0.6	28	51	35	4	16	112	1.5
Chilcutt, Pete	1987-91	140	3180	483	904	.534	20	58	.345	164	231	.710		766	5.5	155	188	226	83	115	1150	8.2
Choate, Page	1928-31	36		16						8											40	1.1
Clark, Buddy	1954-55	6		1	3	.333				4	6	.667		3	0.5	0					6	1.0
Clark, Rusty	1966-69	91		513	1003	.511				313	448	.699		929	10.2	282	35				1339	14.7
Cleland, Tom	1928-31	29		20						6											46	1.6
Cobb, Jack	1923-26	72																			849	11.8
Cohen, Raymond	1930-31	1		0						0											0	0.0
Coker, Kanler	2015-17	34	44	3	8	.375	0	2	.000	5	5	1.000	3	11	0.3	8	2	3	0	1	11	0.3
Cole, Mervin "King"	1946-48	31		77						11											165	5.3
Coleman, Justin	2014-16	24	36	1	10	.100	0	6	.000	2	4	.500	1	4	0.2	3	4	2	0	0	4	0.2
Colescott, Dave	1976-80	103	734	198	404	.490				110	150	.733		86	0.8	124	150	35	2	83	506	4.9
Coley, Woody	1974-77	53		4	16	.250				0	1	0		21	0.4	14	1	0	0	1	8	0.2
Collett, Noah	1931-32	2		0						0											0	0.0
Conlon, Marty	1960-61	8		2	6	.333				0	0	-		4	0.5	1					4	0.5
Connor, Henry	1930-32	2		0						0											0	0.0
Cooke, Mike	1961-64	61		200	460	.435				65	99	.657		181	3.0	175					465	7.6
Cooner, Randy	1934-35	1		0						0											0	0.0
Cooper, Stewart	2010-12	33	49	2	6	.333	0	0	-	1	3	.333	2	5	0.2	6	1	4	0	1	5	0.2
Copeland, Mike	2005-09	78	233	31	62	.500	0	2	0	23	32	.719	21	66	0.8	36	9	20	10	2	85	1.1
Corson, Craig	1969-72	71		31	71	.437				29	51	.569		122	1.7	72	27	0	0	0	91	1.3
Cota, Ed	1996-00	138	4631	438	969	.452	93	250	.372	293	399	.734	106	517	3.7	176	1030	470	25	192	1262	9.1
Cox, John	1970-71	9		1	5	.200				1	3	.333		4	0.4	4	2				3	0.3
Cowan, James	1915-16	5		2						0											4	0.8
Craig, David	1928-29	1		1						1											3	3.0
Creticos, Soc	1943-44	22		42						13											97	4.4
Crompton, Geff	1973-78	36		53	108	.491				20	44	.455		117	3.3	62	32	0	33	11	126	3.5
Crotty, John	1957-60	55	63	15	36	.417				27	45	.600		30	0.5	48	2				57	1.0
Crouch, Patrick	2010-12	35	581	7	19	.368	2	9	.222	2	4	.500	0	7	0.2	8	6	12	0	1	18	0.5
Crouch, Walter	1929-30	3		0						1											1	0.3
Cuneo, Frank	1937-40	21		7						8											22	1.0
Cunningham, Billy	1962-65	69		656	1387	.473				397	632	.628		1062	15.4	262					1709	24.8
Cunningham, Bob	1955-58	78		153	433	.353				103	180	.572		410	5.3	220					409	5.3
Curry, Ronald	1998-01	54	1114	76	217	.350	26	99	.263	48	81	.593	17	133	2.5	83	162	120	0	44	226	4.2
Cuthbertson, Rennie	1916-19	25		43						1											87	3.5
Dalton, Spenser	2014-16	20	23	1	9	.111	0	7	.000	0	0	-	1	2	0.1	1	0	1	0	1	2	0.1
Dameron, Sandy	1928-31	52		95						57											247	4.8
Daugherty, Brad	1982-86	135	3973	760	1226	.620	0	1	0	392	560	.700		1003	7.4	402	214	290	146	92	1912	14.2
Davis, Ed	2008-10	61	1357	210	383	.548	0	0	-	142	228	.623	149	470	7.7	116	44	86	129	24	562	9.2
Davis, Hubert	1988-92	137	2919	557	1118	.498	197	453	.435	304	371	.819	27	248	1.8	129	179	135	23	108	1615	11.8
Davis, Larry	1992-94	38	124	28	61	.459	2	11	.182	26	38	.684	10	28	0.7	7	12	9	0	11	84	2.2
Davis, Luke	2012-15	44	216	4	10	.400	2	8	.250	2	6	.333	1	12	0.3	17	36	13	0	5	12	0.3
Davis, Robert	1913-16	30		16						0											32	0.8
Davis, Robert	'25-26, 27-28	3		0						0											0	0.0
Davis, Walter	1973-77	119		754	1420	.531				355	459	.773		670	5.6	330	409	0	38	149	1863	15.7
Daye, James	1984-86	25	57	4	11	.364				10	18	.556		9	0.4	5	9	8	0	0	18	0.7
Dedmon, Lee	1968-71	89		378	786	.481				263	388	.678		729	8.2	303	180				1019	11.4
DeLancey, Bill	1925-26	1		0						0											0	0.0
Delany, Jim	1967-70	73		73	180	.406				85	109	.780		41	0.6	80	51				231	3.2
DeLorenzo, Vincent	1945-46	15		13						4											30	2.0
Denny, Jeff	1986-90	103	551	50	122	.410	31	75	.413	38	52	.731		58	0.6	40	76	45	0	14	169	1.6
Devin, Billy	1923-26	61																			218	3.6
Dewell, John	1943-44	27		63						26											152	5.6
Dillon, John	1944-48	115		398						267											1063	9.2
Dilworth, Ben	1937-40	63		136						63											335	5.3
Dodderer, Bill	'23-26, 27-28	90																			295	3.3
Doherty, Matt	1980-84	129	4077	418	876	.477	20	49	.408	309	406	.761		446	3.5	230	446	258				

PLAYER	YEAR	GP	MIN	FG	FGA	PCT	3FG	ATT	PCT	FT	FTA	PCT	OFF	REB	AVE	PF	A	TO	B	ST	PTS	AVE
Erwin, Jesse	1919-21	27		23						0											46	1.7
Erwin, Roy	1911-12	5		5						0											10	2.0
Evans, Emanuel	1926-27	3		0						0											0	0.0
Everett, Charlie	2004-05	22	46	5	8	.625	1	1	100.0	1	3	.333	2	5	0.2	4	2	5	0	1	12	0.5
Everett, Jim	1999-01	28	53	3	10	.300	0	0	-	8	9	.889	4	18	0.6	11	2	4	1	0	14	0.5
Everett, Joe	2001-02	9	15	3	7	.429	0	1	0	2	2	1.000	3	10	1.1	0	0	1	0	2	8	0.9
Evtimov, Vasco	1996-99	38	264	40	95	.421	0	5	0	25	37	.676	43	111	2.9	44	13	28	2	18	105	2.8
Exum, Cecil	1980-84	103	431	59	121	.488	1	5	.200	35	58	.603		84	0.8	53	35	44	5	13	154	1.5
Farleigh, Stuart	1928-30	4		1						0											2	0.5
Fearrington, James	1917-18	1		0						0											0	0.0
Feimster, Hank	1940-41	2		0						0											0	0.0
Fenner, Julian	1927-28	4		0						0											0	0.0
Felton, Jalek	2017-18	22	213	24	62	.387	11	35	.314	4	6	.667	2	20	0.9	11	35	24	2	8	63	2.9
Felton, Raymond	2002-05	101	3421	414	978	.423	174	464	.375	258	353	.731	69	417	4.1	233	697	361	27	191	1260	12.5
Fields, John	1945-46	8		2						2											6	0.8
Fingleton, Neil	2001-02	1	4	0	2	0	0	0	-	0	0	-		1	1.0	0	0	1	0	0	0	0.0
Fisher, Mike	1945-46	8		0						1											1	0.1
Fitch, Jack	1943-44	27		60						31											151	5.6
Fitzsimmons, Owen	1915-16	5		1						0												0.4
Fleming, Charles	1913-14	2		0						0											0	0.0
Fletcher, Ralph	1965-68	50		27	71	.380				27	42	.643		63	1.3	26					81	1.6
Fogler, Eddie	1967-70	91		174	436	.399				75	117	.641		152	1.7	162	199				423	4.6
Ford, Phil	1974-78	123		865	1640	.527				560	693	.808		261	2.1	300	753	0	5	163	2290	18.6
Forte, Joseph	1999-01	69	2340	479	1055	.454	111	302	.368	221	273	.810	99	399	5.8	138	210	169	27	121	1290	18.7
Foster, Brooks	2004-05	5	9	0	1	0	0	0	-	1	3	.333		1	0.2	4	1	1	0	2	1	0.2
Fox, Rick	1987-91	140	3180	633	1221	.518	153	394	.388	284	375	.757		594	4.2	405	323	339	44	197	1703	12.2
Francis, Jeremiah	2019-20	16	217	15	66	.227	4	20	.200	18	26	.692	1	20	1.3	18	26	19	0	7	52	3.3
Frasor, Bobby	2005-09	109	1993	143	393	.364	70	228	.307	46	71	.648	39	186	1.7	128	261	132	14	78	402	3.7
Frederick, Brad	1996-99	70	284	16	42	.381	6	18	.333	8	16	.500	16	40	0.6	23	15	23	1	3	46	0.7
Freedman, Ellis	1941-43	40		44						17											105	2.6
Frye, Jim	1965-68	23		15	29	.517				5	8	.625		13	0.6	12					35	1.5
Fuller, Walter	1914-15	2		0						0											0	0.0
Galantai, Billy	1962-64	32		32	79	.405				27	39	.692		69	2.2	45					91	2.8
Gallagher, James	2009-10	12	19	0	1	0	0	0	-	0	1	0	1	3	0.3	1	2	0	0	1	0	0.0
Garvin, Dick	1944-45	25		19						10											48	1.9
Gauntlett, Tom	1964-67	79		238	538	.442				68	95	.716		199	2.5	148					544	6.9
Gersten, Bobby	1939-42	77		85						36											206	2.7
Geth, Ed	1992-96	62	232	42	80	.525	0	2	0	22	46	.478	28	72	1.2	29	7	24	2	8	106	1.7
Ginyard, Marcus	2005-10	143	3361	313	734	.426	50	163	.307	198	285	.695	220	543	3.8	223	275	215	13	156	874	6.1
Gipple, Dale	1968-71	73		60	148	.405				43	58	.741		72	1.0	48	67				163	2.2
Glace, Jason	1932-35	54		90						103											283	5.2
Glamack, George	1938-41	71		479						233											1191	16.8
Glancy, Gene	1953-54	8		4	19	.211				8	14	.571		14	1.8	17					16	2.0
Goodson, Robert	1913-14	2		5						0											10	2.0
Goodwin, Frank	1954-55	16		9	30	.300				15	17	.882		17	1.1	20					33	2.1
Graham, Tom	1921-23	10		1						0											2	0.2
Grandin, Elliott	1916-17	9		39						21											99	11.0
Grant, Damion	2002-05	29	145	11	36	.306	0	0	-	8	14	.571	20	35	1.2	26	0	16	15	2	30	1.0
Graves, Will	2007-10	92	1284	173	454	.381	102	276	.370	65	83	.783	96	270	2.9	112	59	67	12	35	513	5.6
Green, Danny	2005-09	145	2889	491	1079	.455	184	491	.375	202	239	.845	204	590	4.1	277	256	209	155	160	1368	9.4
Green, Winton	1921-24	50		167						14											348	7.0
Greene, Hilliard	1954-56	18		4	16	.250				3	11	.273		15	0.8	7					11	0.6
Greene, Johnny	1929-30	15		25						9											59	3.9
Greene, John	1988-90	27	46	4	16	.250	0	0	-	4	9	.444		13	0.5	0	0	3	1	0	12	0.4
Gribble, Dixon	1965-66	5		6	13	.462				1	1	1.000		13	2.6	0					13	2.6
Griffith, Robert	1918-20	20		18						0											36	1.8
Grimaldi, Vince	1950-53	81		424	1261	.336				170											1018	12.6
Groll, Stan	1956-57	12		10	27	.370				5	9	.556		18	1.5	10					25	2.1
Grubar, Dick	1966-69	92		342	722	.474				232	337	.688		285	3.1	225	80				916	10.0
Grubb, Foy	1935-38	47		55						29											139	3.0
Gurganus, Ransom	1927-28	1		0						0											0	0.0
Gwynn, John	1916-18	4		2						0											4	1.0
Hackney, Bunn	1924-27	61																			319	5.2
Hackney, Rufus	1926-29	68																			456	6.7
Hairston, P.J.	2011-13	71	1286	220	567	.388	127	364	.349	140	175	.800	93	228	3.2	118	74	66	20	57	707	10.0
Hale, Steve	1982-86	131	3176	359	690	.520	5	17	.294	230	283	.813		291	2.2	293	503	263	7	164	953	7.3
Hamilton, Jim	1946-47	27		127						55											309	11.4
Hanby, Howard	1920-21	20		40						0											80	4.0
Hanes, John	1910-11	8		10						0											20	2.5
Hanners, Dave	1973-76	65		26	59	.441				10	22	.455		35	0.5	15	38	0	1	21	62	1.0
Hansbrough, Tyler	2005-09	142	4394	939	1752	.536	12	38	.316	982	1241	.791	482	1219	8.6	348	154	297	65	180	2872	20.2
Harnden, Chuck	1939-41	17		10						6											26	1.5
Harper, Puny	1927-30	42		52						17											121	2.9
Harris, Anthony	2019-	5	61	12	22	.545	3	7	.429	7	8	.875	3	5	1.0	6	3	2	0	4	34	6.8
Harris, Bucky	'30-31, 32-35	37		25						14											64	1.7
Harris, Kenny	1989-91	59	222	33	89	.371	12	40	.300	18	28	.643		33	0.6	26	24	31	0	12	96	1.6
Harrison, Billy	1934-35	4		0						0											0	0.0
Harrison, Bill	1963-64	2		1	2	.500				0	0	-		0	0.0	2					2	1.0
Harrison, Ray	1972-74	50		153	298	.513				36	52	.692		81	1.6	96	132				342	6.8
Harry, Eric	1974-76	12		2	7	.286				3	4	.750		8	0.7	1	1				7	0.6
Hartley, Dick	'42-43, 47-48	23		83						36											202	8.8
Harvell, Billy	1924-26	4																			4	1.0
Hassell, Pud	1963-65	23		10	27	.370				3	8	.375		22	1.0	16					23	1.0
Hassell, Ray</																						

PLAYER	YEAR	GP	MIN	FG	FGA	PCT	3FG	ATT	PCT	FT	FTA	PCT	OFF	REB	AVE	PF	A	TO	B	ST	PTS	AVE
Hatchell, Van	2010-11	11	16	0	5	0	0	4	0	1	2	.500	1	4	0.4	2	1	2	0	0	1	0.1
Hathaway, Bill	1956-57	15		16	48	.333				10	24	.417		75	5.0	10					42	2.8
Hayes, Bill	1930-31	1		0						0											0	0.0
Hayes, Robert	1927-28	1		0						0											0	0.0
Haywood, Brendan	1997-01	141	3315	541	849	.637	0	0	-	329	554	.594	323	839	6.0	345	118	223	304	47	1411	10.0
Hayworth, Jim	'42-43, 45-47	58		16						22											54	0.9
Hayworth, Lewis	1941-44	60		71						32											174	2.9
Henderson, Will	1954-55	6		0	4	0				2	4	.500		0	0.0	2					2	0.3
Hendlin, Harry	1930-31	2		1						0											2	1.0
Henry, David	1930-33	31		9						2											20	0.6
Hensley, Marty	1986-89	41	128	16	37	.432	0	1	0	16	27	.593		27	0.7	16	2	13	3	5	48	1.2
Henson, John	2009-12	109	2594	475	955	.497	5	24	.208	169	350	.483	269	885	8.1	159	108	166	279	68	1124	10.3
Hicks, Isaiah	2013-17	151	2441	420	735	.571	1	6	.167	271	374	.725	221	546	3.6	370	100	159	79	50	1112	7.4
Hines, Wilmer	1930-33	58		186						58											430	7.4
Hirsch, Sid	1930-31	2		1						0											2	1.0
Hite, Ray	1971-74	86		42	92	.457				38	53	.717		55	0.6	51	73				122	1.4
Hodges, Luther	1916-19	4		0						0											0	0.0
Hoffman, Brad	1972-75	90		197	402	.490				69	83	.831		76	0.8	123	205				463	5.1
Holden, Bill	1925-26	4																			2	0.5
Holding, Clem	1914-16	10		10						0											20	2.0
Holland, Gehrman	1956-59	20	15	5	11	.455				2	3	.667		6	0.3	8	1				12	0.6
Holland, Woody	1938-39	2		0						0											0	0.0
Holley, Jesse	2003-05	25	54	8	20	.400	1	5	.200	7	14	.500	1	13	0.5	13	5	6	2	5	24	1.0
Holmes, Jonathan	1999-03	76	293	16	41	.390	12	28	.429	13	15	.867	3	34	0.4	24	41	21	0	5	57	0.8
Homewood, Roy	1912-16	15		11						0											22	1.5
Hooker, C.J.	2003-05	34	62	10	22	.455	0	0	-	2	13	.154	9	19	0.6	4	5	4	1	4	22	0.6
Howard, Jimmy	1938-41	72		173						40											386	5.4
Howell, Harry	1924-25	1		0						0											0	0.0
Howell, Lee	1930-31	1		0						0											0	0.0
Huband, Kim	1969-72	75		147	292	.503				95	112	.848		144	1.9	94	81				389	5.2
Hubert, Desmond	2011-15	113	731	36	73	.493	0	0	-	12	53	.226	74	153	1.4	80	14	35	50	12	84	0.7
Hudock, Jim	1959-62	61		205	443	.463				148	228	.649		397	6.5	160					558	9.1
Huffman, Brandon	2017-20	70	217	40	69	.580	0	0	-	16	33	.485	35	78	1.1	34	3	15	14	2	96	1.4
Hughes, Lester	1945-46	26		18						8											44	1.7
Hunter, Curtis	1982-87	121	1431	201	357	.563	2	5	.400	104	148	.703		185	1.5	153	155	111	3	67	508	4.2
Hutchins, Jim	1934-35	1		0						0											0	0.0
Hutchinson, Jenks	1929-30	12		21						4											46	3.8
Hyatt, Rodney	1986-88	28	71	9	21	.429	2	5	.400	10	14	.714		7	0.3	6	17	10	0	1	30	1.1
Iannarella, Mike	1963-64	3		0	1	0				0	0	-		0	0.0	1					0	0.0
Jackson, Justin	2014-17	118	3429	615	1341	.459	168	496	.339	228	320	.713	181	481	4.1	179	314	162	45	76	1626	13.8
James, Joel	2012-16	135	1188	124	273	.454	0	0	-	47	75	.627	117	309	2.3	169	18	73	30	14	295	2.2
Jamison, Antawn	1995-98	104	3478	787	1364	.577	8	27	.296	392	635	.617	376	1027	9.9	256	93	183	85	93	1974	19.0
Jamison, Roger	1971-72	5		2	8	.250				0	1	0		0	0.0	0	1				4	0.8
Jenkins, Joe	1987-88	15	48	7	11	.636	0	0	-	0	0	-		12	0.8	3	4	3	0	2	14	0.9
Johnson, Brice	2012-16	148	3102	714	1242	.575	0	0	-	288	407	.708	314	1035	7.0	369	133	188	163	111	1716	11.6
Johnson, Cameron	2017-19	62	1840	324	682	.475	143	348	.411	140	169	.828	109	329	5.3	98	146	81	15	61	931	15.0
Johnson, Earl	1963-64	1		0	0	-				0	0	-		0	0.0	1					0	0.0
Johnson, John	1913-16	42		47						62											156	3.7
Johnson, Troy	1923-24	12		8						2											18	1.5
Johnson, Will	1999-03	107	960	58	152	.382	30	85	.353	61	83	.735	59	158	1.5	95	60	45	2	10	207	1.9
Johnston, Donn	1970-73	96		161	308	.523				47	75	.627		219	2.3	102	149				369	3.8
Johnston, D.J.	2010-11	13	21	2	8	.250	0	1	0	0	0	-	2	8	0.6	0	1	1	1	0	4	0.3
Jones, Bobby	1971-74	92		522	859	.608				220	343	.641		817	8.9	239	285				1264	13.7
Jones, Dan	1931-32	8		2						0											4	0.5
Jones, Harry	1960-62	15		3	13	.231				0	6	0		12	0.8	11					6	0.4
Jordan, Jim	1944-46	61	292							109											693	11.4
Jordan, Michael	1981-84	101	3107	720	1333	.540	34	76	.447	314	420	.748		509	5.0	271	181	200	71	169	1788	17.7
Karl, George	1970-73	94		494	964	.512				305	391	.780		279	3.0	278	394				1293	13.8
Katz, Art	1961-64	21		6	13	.462				6	10	.600		29	1.4	16					18	0.9
Kaveny, Paul	1933-36	54		90						20											200	3.7
Kearns, Tommy	1955-58	80		311	752	.414				308	463	.665		238	3.0	202					930	11.6
Keeling, Christian	2019-20	33	632	86	200	.430	16	50	.320	24	32	.750	25	93	2.8	53	21	37	6	16	212	6.4
Keesler, Ed	1914-15	1		2						0											4	4.0
Kendall, Bloomfield	1930-31	3		0						0											0	0.0
Kenny, Eric	1978-81	72	179	23	48	.479				20	33	.606		48	0.7	25	12	6	0	9	66	0.9
Kepley, Dick	1957-61	74	796	225	558	.403				141	203	.695		499	6.7	188	38				591	8.0
King, Clyde	1944-45	2		5						0											10	5.0
Kittrell, Tom	1919-20	1		0						0											0	0.0
Knox, Justin	2010-11	37	534	63	120	.525	0	0	-	43	67	.642	40	118	3.2	70	13	42	12	8	169	4.6
Kocornik, Dick	1953-54	15		7	17	.412				8	23	.348		21	1.4	25					22	1.5
Kohler, Norm	1946-48	48		137						90											364	7.6
Koonce, Don	1923-24	6		1						0											2	0.3
Kornegay, Bob	1940-41	2		0						0											0	0.0
Kraficisin, Steve	1976-77	29		29	58	.500				25	35	.714		43	1.5	34	10	0	5	6	83	2.9
Krause, Dieter	1960-63	32		20	41	.488				15	34	.441		48	1.5	31					55	1.7
Kuester, John	1973-77	121		251	521	.482				146	193	.756		169	1.4	236	370	0	8	118	648	5.4
Kupchak, Mitch	1972-76	119		651	1110	.586				309	465	.665		1006	8.5	291	160	0	32	15	1611	13.5
Laczkowski, Matt	1999-00	7	9	0	1	0	0	0	-	0	2	0		1	0.1	2					0	0.0
LaGarde, Tommy	1973-77	102		367	630	.583				273	358	.763		545	5.3	280	82	0	46	44	1007	9.9
Landry, Pearce	1992-95	56	581	54	121	.446	24	67	.358	27	33	.818	24	62	1.1	58	65	39	3	20	159	2.8
Lang, Kris	1998-02	128	3259	576	1078	.534	0	1	0	240	387	.620	219	678	5.3	278	74	206	92	81	1392	10.9
Larese, York	1958-61	72		468																		



PLAYER	YEAR	GP	MIN	FG	FGA	PCT	3FG	ATT	PCT	FT	FTA	PCT	OFF	REB	AVE	PF	A	TO	B	ST	PTS	AVE
Lebo, Jeff	1985-89	133	4048	524	1095	.479	211	493	.428	308	367	.839		327	2.5	284	580	263	7	159	1567	11.8
Lee, P.A.	1941-42	1		0						0											0	0.0
Leonard, Clyde	1930-31	2		1						0											2	1.0
Lewis, Bobby	1964-67	83		662	1352	.490				512	660	.776		510	6.1	194					1836	22.1
Lewis, Wray	1940-42	16		3						3											9	0.6
Lifson, Al	1951-55	90		477	1211	.394				368				154	3.9	147					1322	14.7
Likins, Paul	1953-55	40		64	216	.296				69	119	.580		318	8.0	105					197	4.9
Lineberger, Henry	1921-24	15		1						0											2	0.1
Lineberger, Joe	1930-32	3		0						0											0	0.0
Lipfert, Bailey	1917-21	52		142						2											286	5.5
Little, Crowell	1936-37	13		4						3											11	0.8
Little, Greg	2007-08	10	15	2	11	.182	1	6	.167	0	0	-	2	5	0.5	3	2	1	0	0	5	0.5
Little, Nassir	2018-19	36	654	131	273	.480	14	52	.269	77	100	.770	58	167	4.6	59	24	48	19	19	353	9.8
Long, Al	1953-54	16		8	36	.222				8	18	.444		15	0.9	13					24	1.5
Long, Cyrus	1910-14	11		11						0											22	2.0
Long, Meb	1912-16	61		256						241											753	12.3
Long, Morrie	1932-34	30		34						14											82	2.7
Longest, Cecil	1931-32	1		0						0											0	0.0
Longest, Ed	1929-30	4		0						2											2	0.5
Loock, Bill	1940-41	1		1						0											2	2.0
Lotz, Danny	1956-59	67	308	37	108	.343				41	76	.539		143	2.1	97	10				115	1.7
Lougee, Edgar	1942-43	16		13						7											33	2.1
Loughran, George	1914-15	1		0						0											0	0.0
Lutz, Loren	1975-76	2		0	2	0				0	0	-		0	0.0	0	0	0	0	1	0	0.0
Lynch, George	1989-93	140	3705	711	1369	.519	11	32	.344	314	482	.651	249	1097	7.8	386	233	318	60	241	1747	12.5
Lynch, Peter	1916-19	28		126						93											345	
Lynn, Clyde	1994-96	28	66	4	20	.200	3	13	.231	4	6	.667	3	8	0.3	12	4	5	0	4	15	0.5
Ma, Kane	2017-18	12	13	1	3	.333	0	1	.000	0	0	-	0	1	0.1	0	0	0	0	0	2	0.2
Madden, Kevin	1985-90	134	2867	519	893	.581	29	84	.345	229	346	.662		475	3.5	199	217	210	35	100	1296	9.7
Maddie, Bud	1950-51, 52-54	61		225	645	.349				212	348	.609									662	10.9
Makkonen, Timo	1981-84	41	119	3	16	.188	0	0	-	14	25	.560		25	0.6	21	4	17	4	1	20	0.5
Mahler, Carl	1921-23	26		35						0											70	2.7
<b>Manley, Sterling</b>	<b>2017-</b>	<b>55</b>	<b>518</b>	<b>99</b>	<b>174</b>	<b>.569</b>	<b>0</b>	<b>0</b>	<b>-</b>	<b>65</b>	<b>98</b>	<b>.663</b>	<b>63</b>	<b>186</b>	<b>3.4</b>	<b>69</b>	<b>15</b>	<b>44</b>	<b>32</b>	<b>6</b>	<b>263</b>	<b>4.8</b>
Manor, James	2012-14	20	30	5	17	.294	2	8	.250	0	0	-	2	5	0.3	2	1	0	1	1	12	0.6
Manuel, Jackie	2001-05	126	2808	282	631	.447	48	170	.282	173	301	.577	183	429	3.4	335	229	204	65	149	785	6.2
Markham, Bill	1930-33	25		10						4											24	0.9
Markin, Walter	1944-45	25		26						10											62	2.5
Marks, Dan	1941-43	31		33						11											77	2.5
Marpet, Artie	1928-31	72		153						75											381	5.3
Marshall, Kendall	2010-12	73	2100	181	407	.445	48	132	.364	113	163	.693	12	171	2.3	106	581	193	9	83	523	7.2
Martin, Warren	1981-86	119	1678	256	431	.594	0	0	-	158	233	.678		452	3.8	265	78	160	190	33	670	5.6
Massey, Moulton	1915-16	5		12						0											24	4.8
Mathes, Al	1937-40	35		43						20											106	3.0
May, David	1987-89	35	66	3	7	.429	0	1	0	2	7	.286		14	0.4	9	8	6	0	2	8	0.2
May, Sean	2002-05	77	2137	442	862	.513	0	11	0	329	459	.717	267	771	10.0	188	113	184	95	100	1213	15.8
Maye, Luke	2015-19	141	2980	542	1179	.460	104	288	.361	204	302	.675	287	942	6.7	274	220	180	68	77	1392	9.9
McAdoo, James M	2011-14	108	2693	467	1044	.447	0	9	.000	298	524	.569	232	640	5.9	229	111	173	58	132	1232	11.4
McAdoo, Robert	1971-72	31		243	471	.516				118	167	.707		312	10.1	83	72				604	19.5
<b>McAdoo, Ryan</b>	<b>2019-</b>	<b>10</b>	<b>12</b>	<b>0</b>	<b>2</b>	<b>.000</b>	<b>0</b>	<b>0</b>	<b>-</b>	<b>1</b>	<b>2</b>	<b>.500</b>	<b>1</b>	<b>1</b>	<b>0.1</b>	<b>3</b>	<b>1</b>	<b>0</b>	<b>0</b>	<b>0</b>	<b>1</b>	<b>0.1</b>
McCabe, Gerry	1953-56	40		33	100	.330				15	28	.536		57	1.4	55				81	2.0	
McCants, Rashad	2002-05	98	2865	614	1263	.486	221	533	.415	272	377	.721	147	398	4.1	237	204	220	61	145	1721	17.6
McCachren, Bill	'36-37, 38-39	44		90						44											224	5.1
McCachren, Dave	1931-34	57		61						47											169	2.9
McCachren, George	1940-43	44		22						8											52	1.2
McCachren, Jim	1933-36	72		138						65											341	4.7
McComb, Ken	1960-61	15		25	49	.510				4	20	.200		62	4.1	43					54	3.6
McDonald, Leslie	2009-14	125	2122	287	786	.365	147	442	.333	120	173	.694	76	238	1.9	209	115	96	12	54	841	6.7
McDonald, Monk	1920-24	78		147						44											338	4.3
McDonald, Sam	1922-25	42																			252	6.0
McDuffie, Mac	1916-17	9		40						20											100	11.1
McInnis, Jeff	1993-96	100	2745	403	878	.459	138	348	.397	184	256	.719	63	277	2.8	177	435	200	0	108	1128	11.3
McKinney, Bones	1945-46	19		74						38											186	9.8
McKnight, Roy	1910-12	2		2						0											4	1.0
McLamb, Philip	2001-04	20	30	2	10	.200	1	8	.125	3	6	.500	1	4	0.2	1	2	2	1	0	8	0.4
McNairy, Charlie	1994-97	49	129	18	35	.514	0	0	-	18	37	.486	19	42	0.9	19	10	14	1	6	54	1.1
McSweeney, Brian	1961-64	55		130	277	.469				97	145	.669		242	4.4	119					357	6.5
Meeks, Kennedy	2013-17	144	3067	608	1097	.554	0	1	.000	266	422	.630	407	1052	7.3	324	142	187	154	99	1482	10.3
Melendez, Orlando	1997-02	69	290	43	94	.457	4	23	.174	17	25	.680	30	68	1.0	26	19	30	15	10	107	1.6
Mendler, Lew	1944-45	3		1						1											3	1.0
Meroney, Dave	1935-37	23		35						18											88	3.8
Miles, Hall	1945-46	8		4						1											9	1.1
Miller, Bill	1947-48	12		31						8											70	5.8
Miller, Jonathan	2002-04	14	19	4	10	.400	2	6	.333	0	0	-	1	2	0.1	2	2	1	0	0	10	0.7
Miller, Larry	1965-68	91		765	1498	.511				452	661	.684		834	9.2	224					1982	21.8
<b>Miller, Walker</b>	<b>2017-</b>	<b>62</b>	<b>122</b>	<b>13</b>	<b>29</b>	<b>.448</b>	<b>0</b>	<b>0</b>	<b>-</b>	<b>6</b>	<b>10</b>	<b>.600</b>	<b>6</b>	<b>28</b>	<b>0.5</b>	<b>11</b>	<b>7</b>	<b>7</b>	<b>4</b>	<b>1</b>	<b>32</b>	<b>0.5</b>
Miller, Wes	2004-07	93	1206	104	267	.390	96	242	.397	38	53	.717	15	65	0.7	91	115	43	0	45	342	3.7
Minor, Ike	1932-33, 34-35	13		2						4											8	0.6
Mirken, Mark	1964-67	62		59	140	.421				33	55	.600		164	2.6	94					151	2.4
Mitchell, Norm	1947-48	4		2						4											8	2.0
Mock, Bernie	1943-44	27		104						38											246	9.1
Moe, Donnie	1965-67	40		11	22</																	



PLAYER	YEAR	GP	MIN	FG	FGA	PCT	3FG	ATT	PCT	FT	FTA	PCT	OFF	REB	AVE	PF	A	TO	B	ST	PTS	AVE
Robinson, Lynwood	1981-83	18	37	7	12	.583	0	0	-	1	5	.200		3	0.2		6	8	0	4	15	0.8
Rödl, Henrik	1989-93	140	1945	170	326	.521	55	142	.387	75	126	.595	26	183	1.3	158	303	162	26	92	470	3.4
Rodman, Cam	1941-43	25		11						1											23	0.9
Rohlman, Aaron	2016-18	41	63	3	4	.750	0	0	-	0	1	.000	3	22	0.5	3	3	3	0	1	6	0.1
Ronner, Terry	1963-64	1		0	0	-				0	0	-		1	1.0						0	0.0
Roper, Gary	1984-85	10	18	0	1	0				0	0	-		1	0.1	2	0	2	0	0	0	0.0
Rose, Bob	1939-40	73		218						102											538	7.4
Rosemond, Ken	1955-57	30		16	37	.432				7	15	.467		18	0.6	21					39	1.3
Rosenbluth, Lennie	1954-57	76		722	1572	.459				603	815	.740		790	10.4	210					2047	26.9
Rourke, Bill	1918-21	14		15						0											30	2.1
Rozier, Clifford	1990-91	34	317	64	136	.471	0	0	-	39	69	.565		101	3.0	41	18	30	17	12	167	4.9
Rush, Shea	2016-20	74	113	9	42	.214	4	16	.250	10	20	.500	7	20	0.3	15	3	16	5	8	32	0.4
Ruth, Earl	1935-38	65		164						60											388	6.0
Ryan, Freddy	1946-48	18		5						0											10	0.6
Salvadori, Kevin	1990-94	137	1835	259	496	.522	0	0	-	136	195	.697	171	491	3.6	239	40	95	174	30	654	4.8
Salz, Harvey	1957-60	74	900	307	755	.407				246	324	.759		273	3.7	175	64				860	11.6
Sanders, Byron	2002-06	120	1135	70	170	.412	0	0	-	38	93	.409	86	212	1.8	132	38	64	27	22	178	1.5
Satterfield, Henry	1926-29	55																			317	5.8
Scholbe, Roger	1945-48	55		61						16											138	2.5
Scott, Charles	1967-70	91		805	1678	.480				397	547	.726		649	7.1	217	310				2007	22.1
Scott, Melvin	2001-05	129	2858	295	755	.391	183	498	.367	100	150	.667	45	234	1.8	219	210	172	17	119	873	6.8
Scruggs, Boyce	1915-16	9		5						0											10	1.1
Searcy, Roy	1955-58	35		7	29	.241				13	20	.650		39	1.1	22					27	0.8
Seixas, Vic	1942-43, 46-47	15		8						1											17	1.1
Severin, Paul	1938-41	63		115						53											283	4.5
Seymore, Sasha	2014-15	6	11	2	4	.500	0	0	-	3	4	.750	1	2	0.3	2	0	3	0	0	7	1.2
Shaffer, Charlie	1961-64	50		221	406	.544				111	172	.645		317	6.3	136					553	11.1
Shaffer, Dean	1980-81	10	25	3	8	.375				7	10	.700		4	0.4	3	2	5	0	5	13	1.3
Shaffer, Lee	1957-60	75	821	400	901	.444				253	330	.767		606	8.1	199	30				1053	14.0
Sharpe, Bill	1926-27	2		0						1											1	0.5
Shaver, Tony	1973-74	1		0	0	-				0	0	-		0	0.0	1					0	0.0
Shepard, Carlyle	'15-17, 19-21	49		170						0											340	6.9
Sher, Phil	1929-30	4		5						1											11	2.8
Shook, Bud	1941-42	1		0						0											0	0.0
Shores, Tommy	1953-54	5		3	6	.500				5	8	.625		4	0.8	6					11	2.2
Shytle, Ed	1940-42	35		22						12											56	1.6
Sides, Bob	1924-27	29																			27	0.9
Simmons, Jackson	2011-15	115	562	52	88	.591	0	0	-	23	42	.548	54	118	1.0	63	19	14	6	10	127	1.1
Slater, John	1929-31	9		15						2											32	3.6
Smith, James	1973-74	8		4	11	.364				0	0	-		6	0.8	4	3				8	1.0
Smith, Julian	1939-42	56		79						14											172	3.1
Smith, Junius	1910-12	13		53						22											128	9.8
Smith, Kenny	1983-87	127	4217	628	1226	.512	87	213	.408	293	356	.823		283	2.2	185	768	373	8	195	1636	12.9
<b>Smith, K.J.</b>	<b>2018-</b>	<b>43</b>	<b>162</b>	<b>12</b>	<b>35</b>	<b>.343</b>	<b>4</b>	<b>17</b>	<b>.235</b>	<b>11</b>	<b>13</b>	<b>.846</b>	<b>3</b>	<b>16</b>	<b>0.4</b>	<b>11</b>	<b>23</b>	<b>12</b>	<b>1</b>	<b>5</b>	<b>39</b>	<b>0.9</b>
Smith, Larry	1991-92	11	25	4	9	.444	0	0	-	2	2	1.000	6	10	0.9	3	2	8	0	0	10	0.9
Smith, Mike	1964-66	8		2	4	.500				2	5	.400		1	0.1	2					6	0.8
Smith, Ranzino	1984-88	128	1580	304	605	.502	84	200	.420	136	165	.824		150	1.2	113	123	113	3	59	828	6.5
Smith, Winslow	'27-29, 30-31	29		11						2											24	0.8
Swithwick, Jim	1963-66	32		20	38	.526				5	10	.500		34	1.1	24					45	1.4
Snyder, Roy	1940-41	1		1						0											2	2.0
Sprague, Pete	1953-54	1		0	0	-				0	0	-		0	0.0	2					0	0.0
Spurlock, Harold	1944-46	15		4						1											9	0.6
Stackhouse, Jerry	1993-95	69	1904	353	712	.496	39	110	.355	335	465	.720	171	456	6.6	129	162	198	76	92	1080	15.7
Stahl, Ed	1972-75	89		330	671	.492				124	149	.832		445	5.0	246	175				784	8.8
Stanley, Ray	1957-60	68	254	113	284	.398				100	139	.719		244	3.6	142	16				326	4.8
Stein, Lewis	1911-12	1		0						0											0	0.0
Stephenson, Travis	1991-93	29	69	8	14	.571	0	1	0	0	0	-	4	7	0.2	1	3	7	1	1	16	0.6
Stepheson, Alex	2006-08	75	778	99	188	.527	0	0	-	39	82	.476	95	252	3.4	104	10	51	45	7	237	3.2
Stevenson, Buster	'43-44, 45-46	29		33						15											81	2.8
Stirnweiss, George	1937-38	8		6						2											14	1.8
Stoopack, Red	1936-38	16		3						2											8	0.5
Strickland, Dexter	2009-13	128	3091	323	702	.460	20	89	.225	233	339	.687	70	297	2.3	217	342	188	9	146	899	7.0
Suggs, Reid	1940-42	40		57						18											132	3.3
Sullivan, Pat	1990-95	117	1501	170	343	.496	18	70	.257	120	155	.774	97	223	1.9	121	120	107	9	53	478	4.1
Sullivan, Ryan	1995-97	27	62	8	18	.444	5	7	.714	3	6	.500	3	9	0.3	6	6	6	0	2	24	0.9
Sutton, Ed	1954-55	7		1	5	.200				2	6	.333		4	0.6	5					4	0.6
Swartberg, Fred	1947-48	24		16						15											47	1.9
Tandy, George	1913-16	26		78						43											200	6.3
Tanner, J.B.	2007-09	39	74	13	32	.406	10	26	.385	2	6	.333	3	9	0.2	5	1	2	0	2	38	1.0
Tanner, Frank	2012-13	13	20	1	8	.125	0	3	.000	0	0	-	2	2	0.2	2	1	3	0	0	2	0.2
Taylor, Bill	1962-63	1		1	1	1.000				0	0	-		0	0.0						2	2.0
Taylor, Cooper	1953-54	9		6	17	.353				3	6	.500		7	0.8	14					15	1.7
Tennent, Buzz	1916-18	21		36						0											72	3.4
Tennent, Raby	1913-17	60		28						1											57	0.9
Terry, Reyshaw	2003-07	126	1816	314	647	.485	103	246	.419	195	260	.750	125	439	3.5	214	116	182	61	76	926	7.3
Thomas, Quentin	2004-07	129	1323	84	177	.475	4	23	.174	49	72	.681	11	155	1.2	135	285	168	9	54	221	1.7
Thompson, Clive	1944-45	27		35						22											92	3.4
Thompson, Deon	2006-10	152	3246	579	1171	.494	0	2	-	256	390	.656	290	743	4.9	323	114	202	141	118	1414	9.3
Thorne, Taylor	1945-48	82		89						38											216	2.6
Thornton, Thomas	2009-10	12	25	2	6	.333	2	5	.400	0	2	0	1	3	0.3	3	1	3	0	1	6	0.5
Tillett, Bill	1910-13	24		42						5											89	3.7
Tokoto, J.P.	2012-15	107	2383	285	617	.462	21	79	.266	131	241											



PLAYER	YEAR	GP	MIN	FG	FGA	PCT	3FG	ATT	PCT	FT	FTA	PCT	OFF	REB	AVE	PF	A	TO	B	ST	PTS	AVE
Tyndall, Webb	1995-97	25	53	1	8	.125	1	5	.200	9	12	.750	2	7	0.3	5	7	6	0	1	12	0.5
Underwood, Emmett	1925-26	1		0						0											0	0.0
Valentine, Keith	1975-76	10		4	10	.400				1	2	.500		2	0.2	0	4	0	0	1	9	0.9
Vanstory, Billy	1925-28	59																			334	5.7
Vayda, Jerry	1953-56	92		398	981	.406				391	584	.670									1187	12.9
Vinroot, Richard	1961-63	9		0	2	0				1	4	.250		2	0.2	7					1	0.1
Virgil, John	1976-80	112	427	233	419	.556				76	119	.639		131	1.2	118	50	26	10	57	542	4.8
Voris, Bill	1944-45	10		6						3											15	1.5
Waddell, Charles	1972-74	22		13	29	.448				11	15	.733		18	0.8	11	4	0	0	0	37	1.7
Walker, Cliff	1953-54	4		0	1	0				0	0	-		5	1.3						0	0.0
Wallace, Rasheed	1993-95	69	1762	377	594	.635	1	4	.250	144	232	.621	188	511	7.4	176	53	101	156	41	899	13.0
Walsh, Don	1959-62	57		124	246	.504				74	135	.548		84	1.5	91					322	5.6
Walters, John	1930-31	1		0						0											0	0.0
Washington, Donald	1972-73	7		38	64	.59.4				10	12	.833		31	4.4	19	13				86	12.3
Watkins, John	1926-27	1		0						0											0	0.0
Watson, Bill	1938-40	29		12						6											30	1.0
Watt, Lawrence	1924-25	1																			0	0.0
Watts, Justin	2008-12	122	815	63	171	.368	12	42	.286	32	70	.457	58	154	1.3	73	49	50	16	19	170	1.4
Wear, David	2009-10	27	280	31	71	.437	8	16	.500	9	16	.563	17	45	1.7	20	11	20	2	7	79	2.9
Wear, Travis	2009-10	32	324	43	104	.413	2	6	.333	23	31	.742	36	69	2.2	35	6	24	2	8	111	3.5
Weathers, Virgil	1931-34	59		200						82											282	4.8
Webb, Ricky	1967-69	20		2	11	.182				1	5	.200		10	0.5	5					5	0.3
Webster, Latch	1934-36	42		26						32											84	2.0
Weinstein, Harvey	1947-48	8		0						1											1	0.1
Wenstrom, Matt	1989-93	119	479	78	147	.531	0	1	0	38	65	.585	38	128	1.1	61	21	36	18	6	194	1.6
White, Coby	2018-19	35	999	188	445	.422	82	232	.353	104	130	.800	12	124	3.5	68	143	93	11	38	562	16.1
White, Jim	1942-43, 45-47	80		182						89											453	5.7
White, Kenny	1999-00	6	7	0	3	0	0	1	0	0	2	0	1	1	0.2	2	2				0	0.0
White, Stilman	2011-12, 14-17	88	346	17	59	.288	5	26	.192	31	44	.705	11	30	0.3	48	42	10	0	11	70	0.8
Whitehead, Gra	1967-68	12		2	5	.400				0	0	-		1	0.1	1					4	0.3
Wiel, Randy	1975-79	57		31	65	.477				10	25	.400		43	0.8	18	7	0	0	5	72	1.3
Wiley, John	1927-28	1		0						0											0	0.0
Wilkins, Thomas	2005-06	10	19	2	4	.500	0	1	0	0	2	0	1	3	0.3	1	1	3	0	2	4	0.4
Williams, Donald	1991-95	126	2901	516	1192	.433	221	572	.386	239	321	.745	62	252	2.0	130	202	132	8	93	1492	11.8
Williams, Jawad	2001-05	128	3456	591	1214	.487	124	355	.349	320	442	.724	231	615	4.8	225	192	203	86	90	1626	12.7
Williams, Kenny	2015-19	129	2968	329	750	.439	143	418	.342	114	154	.740	117	372	2.9	184	276	130	37	98	915	7.1
Williams, Lloyd	1920-22	9		1						0											2	0.2
Williams, Marvin	2004-05	36	800	125	247	.506	19	44	.432	138	163	.847	65	236	6.6	92	26	56	17	39	407	11.3
Williams, Scott	1986-90	138	3055	595	1080	.551	4	17	.235	314	496	.633		861	6.2	443	124	266	161	140	1508	10.9
Williams, Scott	1997-99	33	59	2	5	.400	0	1	.000	1	6	.167	1	5	0.2	8	9	7	0	1	5	0.2
Williams, Shammond	1994-98	134	3160	460	1012	.455	233	578	.403	291	343	.848	55	332	2.5	164	399	271	2	92	1444	10.8
Wilson, Don	1941-42	23		53						25											131	5.7
Wilson, Glenn	1925-26	1		0						0											0	0.0
Winstead, Skippy	1953-54	21		63	137	.460				65	103	.631		62	3.0	65					191	9.1
Wolf, Jeff	1976-80	109	542	148	283	.523				63	149	.423		395	3.6	187	91	29	81	33	359	3.3
Wolf, Joe	1983-87	128	3185	511	928	.551	23	40	.575	186	243	.765		707	5.5	279	243	207	39	84	1231	9.6
Wood, Al	1977-81	126	2188	825	1474	.560				365	478	.764		624	5.0	328	171	118	64	126	2015	16.0
Wood, Surry	2005-08	45	78	10	25	.400	0	2	0	2	8	.250	8	32	0.7	4	3	6	0	2	22	0.5
Woodall, Ches	1919-21	10		0						0											0	0.0
Woods, Seventh	2016-19	94	815	57	164	.348	6	25	.240	47	74	.635	11	102	1.1	88	141	105	7	57	167	1.8
Wooten, Jack	2007-09	37	70	6	18	.333	2	10	.200	1	4	.250	2	11	0.3	3	5	2	1	0	15	0.4
Worley, Dick	1937-39	38		23						36											82	2.2
Worthy, James	1979-82	84	2788	485	896	.541				249	382	.652		620	7.4	211	208	252	94	117	1219	14.5
Wright, Brandon	2006-07	37	1013	228	353	.646	0	0	-	89	157	.567	77	229	6.2	55	37	59	65	36	545	14.7
Wright, Henry	1935-37	20		17						5											39	1.9
Wright, T.B.	1921-22	1		2						0											4	4.0
Wuycik, Dennis	1969-72	87		519	880	.590				431	517	.834		556	6.4	266	193				1469	16.9
Yokley, John	1963-66	57		98	208	.471				69	106	.651		100	1.8	100					265	4.6
Yonakor, Rich	1976-80	110	520	226	449	.503				145	201	.721		405	3.7	201	171	33	24	51	597	5.4
Young, Bob	1954-57	51		82	257	.319				41	71	.577		133	2.6	107					205	4.0
Zaiser, Eugene	1932-33	3		0						2											2	0.7
Zaliagiris, Tom	1974-78	110		193	396	.487				84	143	.587		129	1.2	125	95	0	7	65	470	4.3
Zeller, Tyler	2008-12	117	2697	547	1010	.542	0	2	0	407	524	.777	316	788	6.7	271	69	165	130	78	1501	12.8
Zwikker, Serge	1993-97	120	2423	365	728	.501	1	3	.333	103	148	.696	203	598	5.0	228	46	94	132	25	834	7.0



# POINTS

PLAYER (1-70)	YEARS	POINTS	PLAYER (71-140)	YEARS	POINTS	PLAYER (141-210)	YEARS	POINTS	PLAYER (211-255)	YEARS	POINTS
Hansbrough, Tyler	2005-09	2872	Dillon, John "Hook"	1944-48	1063	Previs, Steve	1969-72	497	Mock, Bernie	1943-44	246
Ford, Phil	1974-78	2290	Shaffer, Lee	1957-60	1053	Sullivan, Pat	1990-95	478	Stepheson, Alex	2006-08	237
Perkins, Sam	1980-84	2145	Carmichael, Cart	1920-24	1024	Rödl, Henrik	1989-93	470	Delany, Jim	1967-70	231
Rosenbluth, Lennie	1954-57	2047	Dedmon, Lee	1968-71	1019	Zaliagiris, Tom	1974-78	470	<b>Platek, Andrew</b>	<b>2017-</b>	<b>227</b>
Wood, Al	1977-81	2015	Grimaldi, Vince	1950-53	1018	Cooke, Mike	1961-64	465	Edwards, Paul	1929-32	227
Scott, Charles	1967-70	2007	Paxton, Bob	1944-48	1010	Hoffman, Brad	1972-75	463	Curry, Ronald	1998-01	226
Miller, Larry	1965-68	1982	LaGarde, Tommy	1973-77	1007	Drew II, Larry	2008-11	461	McCachren, Bill	1936-37, 38-39	224
Jamison, Antawn	1995-98	1974	<b>Brooks, Garrison</b>	<b>2017-</b>	<b>991</b>	Hackney, Rufus	1926-29	456	Thomas, Quentin	2004-07	221
Daugherty, Brad	1982-86	1912	Bullock, Reggie	2010-13	989	White, Jim	1942-47	453	Devin, Billy	1923-26	218
Davis, Walter	1973-77	1863	Moe, Doug	1958-61	987	Mullis, Pete	1935-38	452	Pessar, Hank	1938-41	217
Paige, Marcus	2012-16	1844	Bucknall, Steve	1985-89	974	Bershak, Andy	1935-38	445	Thorne, Taylor	1945-48	216
Lewis, Bobby	1964-67	1836	Phelps, Derrick	1990-94	969	Chadwick, Dave	1968-71	434	Keeling, Christian	2019-20	212
Berry II, Joel	2014-18	1813	Chamberlain, Bill	1969-72	957	Hines, Wilmer	1930-33	430	Purser, John	1921-25	209
Jordan, Michael	1981-84	1788	Hale, Steve	1982-86	953	O'Donnell, John	1971-74	426	Johnson, Will	1999-03	207
O'Koren, Mike	1976-80	1765	Johnson, Cameron	2017-19	931	Fogler, Eddie	1967-70	423	Gersten, Bobby	1939-42	206
Lynch, George	1989-93	1747	Kearns, Tommy	1955-58	930	Cunningham, Bob	1955-58	409	Young, Bob	1954-57	205
McCants, Rashad	2002-05	1721	Terry, Reyshawn	2003-07	926	Anthony, Cole	2019-20	407	Hartley, Dick	1942-48	202
Johnson, Brice	2012-16	1716	Grubar, Dick	1966-69	916	Williams, Marvin	2004-05	407	Box, Boyce	1943-44	201
Cunningham, Billy	1962-65	1709	Williams, Kenny	2015-19	915	Nelson, Melvin	1933-36	404	Budko, Pete	1977-81	200
Fox, Rick	1987-91	1703	Strickland, Dexter	2009-13	899	Frasor, Bobby	2005-09	402	Kaveny, Paul	1933-36	200
Ellington, Wayne	2006-09	1694	Wallace, Rasheed	1993-95	899	Brown, Joe	1966-69	402	Tandy, George	1913-16	200
Smith, Kenny	1983-87	1636	Noel, David	2002-06	880	Huband, Kim	1969-72	389	Likins, Paul	1953-55	197
Montross, Eric	1990-94	1627	Ginyard, Marcus	2005-10	874	Ruth, Earl	1935-38	388	Nagy, Fritz	1942-43	197
Jackson, Justin	2014-17	1626	Scott, Melvin	2001-05	873	Bennett, Bob	1963-66	386	Wenstrom, Matt	1989-93	194
Williams, Jawad	2001-05	1626	Rice, King	1987-91	861	Howard, Jimmy	1938-41	386	Winstead, Skippy	1953-54	191
Davis, Hubert	1988-92	1615	Salz, Harvey	1957-60	860	Aitken, Stuart	1932-35	385	McKinney, Bones	1945-46	186
Kupchak, Mitch	1972-76	1611	Cobb, Jack	1923-26	849	Marpet, Artie	1928-31	381	Brown, Billy	1927-30	180
Lebo, Jeff	1985-89	1567	McDonald, Leslie	2009-14	841	Anderson, Don	1943-46	378	Sanders, Byron	2002-06	178
Reid, J.R.	1986-89	1552	Zwikker, Serge	1993-97	834	Poteet, Yogi	1959-63	373	Tuttle, Gerald	1966-69	177
Williams, Scott	1986-90	1508	Smith, Ranzino	1984-88	828	Johnston, Donn	1970-73	369	Norfolk, Ira	1944-46	175
Zeller, Tyler	2008-12	1501	Manuel, Jackie	2001-05	785	Kohler, Norm	1946-48	364	Hayworth, Lewis	1941-44	174
Williams, Donald	1991-95	1492	Stahl, Ed	1972-75	784	Wolf, Jeff	1976-80	359	Smith, Julian	1939-42	172
Meeks, Kennedy	2013-17	1482	Britt, Nate	2013-17	774	McSweeney, Brian	1961-64	357	Cathey, George	1926-29	171
Wuycik, Dennis	1969-72	1469	Popson, Dave	1983-87	760	Little, Nassir	2018-19	353	Watts, Justin	2008-12	170
Capel, Jason	1998-02	1447	Pinson, Theo	2014-18	757	Green, Winton	1921-24	348	Knox, Justin	2010-11	169
Williams, Shammond	1994-98	1444	Long, Meb	1912-16	753	Lynch, Peter	1916-19	345	Denny, Jeff	1986-90	169
Thompson, Deon	2006-10	1414	Elston, Darrell	1971-74	745	Miller, Wes	2004-07	342	Doughton, Ged	1975-79	169
Haywood, Brendan	1997-01	1411	Black, Jimmy	1978-82	728	Harrison, Ray	1972-74	342	McCachren, Dave	1931-34	169
Maye, Luke	2015-19	1392	Tokoto, J.P.	2012-15	722	McCachren, Jim	1933-36	341	Woods, Seventh	2017-19	167
Lang, Kris	1998-02	1392	Owens, Max	1997-01	709	Shepard, Carlyle	1915-21	340	Rozier, Clifford	1990-91	167
Lawson, Ty	2006-09	1375	Hairston, P.J.	2011-13	707	McDonald, Monk	1920-24	338	Price, Red	1926-29	166
Green, Danny	2005-09	1368	Jordan, Jim	1944-46	693	Pepper, Mike	1977-81	335	Dowd, Carey	1913-14	166
Clark, Rusty	1966-69	1339	Martin, Warren	1981-86	670	Dilworth, Ben	1937-40	335	Cole, Mervin "King"	1946-48	165
Brennan, Pete	1955-58	1334	Maddie, Bud	1950-51, 52-54	662	Vanstory, Billy	1925-28	334	Alvarez, Manny	1944-45	165
Lifson, Al	1951-55	1322	Brown, Larry	1960-63	661	Stanley, Ray	1957-60	326	Donohue, Jim	1958-62	164
Madden, Kevin	1985-90	1296	Respass, Ray	1962-65	656	Berstickler, Brian	1997-02	323			
Karl, George	1970-73	1293	Salvadori, Kevin	1990-94	654	Walsh, Don	1959-62	322			
Forte, Joseph	1999-01	1290	Kuester, John	1973-77	648	Hackney, Bunn	1924-27	319			
Larese, York	1958-61	1287	Radovich, Tony	1953-57	622	Peppers, Julius	1999-01	317			
Carter, Vince	1995-98	1267	McAdoo, Robert	1971-72	604	Satterfield, Henry	1926-29	317			
Jones, Bobby	1971-74	1264	Yonakor, Rich	1976-80	597	Hamilton, Jim	1946-47	309			
Cota, Ed	1996-00	1262	Quigg, Joe	1955-57	594	<b>Bacot, Armando</b>	<b>2019-</b>	<b>308</b>			
Felton, Raymond	2002-05	1260	Kepley, Dick	1957-61	591	Morrison, Brian	2000-02	297			
Okulaja, Ademola	1995-99	1254	Carmichael, Billy	1917-22	571	James, Joel	2012-16	295			
McAdoo, James M	2011-14	1232	White, Coby	2018-19	562	Dodderer, Bill	1923-28	295			
Wolf, Joe	1983-87	1231	Davis, Ed	2008-10	562	Nearman, Nemo	1946-48	293			
Barnes, Harrison	2010-12	1228	Hudock, Jim	1959-62	558	Lipfert, Bailey	1917-21	286			
Worthy, James	1979-82	1219	Shaffer, Charlie	1961-64	553	Buckley, Bruce	1973-77	284			
May, Sean	2002-05	1213	Wright, Brandon	2006-07	545	Severin, Paul	1938-41	283			
Giamack, George	1938-41	1191	Braddock, Jimmy	1979-83	545	Glace, Jason	1932-35	283			
Vayda, Jerry	1953-56	1187	Gauntlett, Tom	1964-67	544	Weathers, Virgil	1931-34	282			
Doherty, Matt	1980-84	1165	Virgil, John	1976-80	542	Ndiaye, Makhtar	1996-98	280			
Chilcutt, Pete	1987-91	1150	Rose, Bob	1939-40	538	Bradley, Tony	2016-17	269			
McInnis, Jeff	1993-96	1128	Robinson, Brandon	2016-20	532	Alexander, Tom	1929-30	268			
Henson, John	2009-12	1124	Marshall, Kendall	2010-12	523	<b>Black, Leaky</b>	<b>2018-</b>	<b>265</b>			
Reese, Brian	1990-94	1113	Bradley, Dudley	1975-79	522	Yokley, John	1963-66	265			
Hicks, Isaiah	2013-17	1112	Graves, Will	2007-10	513	<b>Manley, Sterling</b>	<b>2017-</b>	<b>263</b>			
Calabria, Dante	1992-96	1098	Peterson, Buzz	1981-85	513	McDonald, Sam	1922-25	252			
Stackhouse, Jerry	1993-95	1080	Hunter, Curtis	1982-87	508	Boone, Adam	2000-02	251			
Bunting, Bill	1966-69	1069	Colescott, Dave	1976-80	506	Dameron, Sandy	1928-31	247			



# SCORING AVERAGE

PLAYER (1-70)	YEARS	AVE	PLAYER (71-140)	YEARS	AVE	PLAYER (141-210)	YEARS	AVE	PLAYER (211-267)	YEARS	AVE
Rosenbluth, Lennie	1954-57	26.9	McInnis, Jeff	1993-96	11.3	Scott, Melvin	2001-05	6.8	Salvadori, Kevin	1990-94	4.8
Cunningham, Billy	1962-65	24.8	Bunting, Bill	1966-69	11.3	Harrison, Ray	1972-74	6.8	Virgil, John	1976-80	4.8
Scott, Charles	1967-70	22.1	Williams, Marvin	2004-05	11.3	Morrison, Ian	1964-65	6.8	Stanley, Ray	1957-60	4.8
Lewis, Bobby	1964-67	22.1	Shaffer, Charlie	1961-64	11.1	Bershak, Andy	1935-38	6.8	Dameron, Sandy	1928-31	4.8
Miller, Larry	1965-68	21.8	McDuffie, Mac	1916-17	11.1	Tokoto, J.P.	2012-15	6.7	Weathers, Virgil	1931-34	4.8
Hansbrough, Tyler	2005-09	20.2	Quigg, Joe	1955-57	11.0	McDonald, Leslie	2009-14	6.7	Massey, Moulton	1915-16	4.8
McAdoo, Robert	1971-72	19.5	Grandin, Elliott	1916-17	11.0	Hackney, Rufus	1926-29	6.7	McCachren, Jim	1933-36	4.7
Jamison, Antawn	1995-98	19.0	Lang, Kris	1998-02	10.9	Mullis, Pete	1935-38	6.6	Knox, Justin	2010-11	4.6
Forte, Joseph	1999-01	18.7	Williams, Scott	1986-90	10.9	Nelson, Melvin	1933-36	6.6	Fogler, Eddie	1967-70	4.6
Ford, Phil	1974-78	18.6	Maddie, Bud	1950-51, 52-54	10.9	McSweeney, Brian	1961-64	6.5	Yokley, John	1963-66	4.6
Anthony, Cole	2019-20	18.5	Williams, Shammond	1994-98	10.8	Smith, Ranzino	1984-88	6.5	Brown, Joe	1966-69	4.5
Larese, York	1958-61	17.9	Nagy, Fritz	1942-43	10.4	Poteet, Yogi	1959-63	6.5	Severin, Paul	1938-41	4.5
Jordan, Michael	1981-84	17.7	Meeks, Kennedy	2013-17	10.3	Keeling, Christian	2019-20	6.4	Douglass, Jay	1919-20	4.5
McCants, Rashad	2002-05	17.6	Henson, John	2009-12	10.3	Aitken, Stuart	1932-35	6.3	Bradley, Dudley	1975-79	4.4
Wuyick, Dennis	1969-72	16.9	Elston, Darrell	1971-74	10.2	Pinson, Theo	2014-18	6.2	Creticos, Soc	1943-44	4.4
Glamack, George	1938-41	16.8	Hairston, P.J.	2011-13	10.0	Manuel, Jackie	2001-05	6.2	Peterson, Buzz	1981-85	4.3
Moe, Doug	1958-61	16.5	Haywood, Brendan	1997-01	10.0	Rice, King	1987-91	6.2	Zaliagiris, Tom	1974-78	4.3
Brennan, Pete	1955-58	16.5	Grubar, Dick	1966-69	10.0	Nearman, Nemo	1946-48	6.2	McDonald, Monk	1920-24	4.3
Barnes, Harrison	2010-12	16.4	Maye, Luke	2015-19	9.9	Ginyard, Marcus	2005-10	6.1	Boone, Adam	2000-02	4.2
Reid, J.R.	1986-89	16.2	Bullock, Reggie	2010-13	9.9	Alvarez, Manny	1944-45	6.1	Curry, Ronald	1998-01	4.2
White, Coby	2018-19	16.1	LaGarde, Tommy	1973-77	9.9	Owens, Max	1997-01	6.0	Hunter, Curtis	1982-87	4.2
Wood, Al	1977-81	16.0	Little, Nassir	2018-19	9.8	Ruth, Earl	1935-38	6.0	Robinson, Brandon	2016-20	4.1
Perkins, Sam	1980-84	15.9	McKinney, Bones	1945-46	9.8	McDonald, Sam	1922-25	6.0	Sullivan, Pat	1990-95	4.1
May, Sean	2002-05	15.8	Dowd, Carey	1913-14	9.8	Chadwick, Dave	1968-71	5.9	Purser, Carr	1925-28	4.1
Stackhouse, Jerry	1993-95	15.7	Smith, Junius	1910-12	9.8	Miller, Bill	1947-48	5.8	Braddock, Jimmy	1979-83	4.0
Davis, Walter	1973-77	15.7	Madden, Kevin	1985-90	9.7	Satterfield, Henry	1926-29	5.8	Young, Bob	1954-57	4.0
O'Koren, Mike	1976-80	15.1	<b>Bacot, Armando</b>	<b>2019-</b>	<b>9.6</b>	Peppers, Julius	1999-01	5.7	Wright, T.B.	1921-22	4.0
Johnson, Cameron	2017-19	15.0	Wolf, Joe	1983-87	9.6	Popson, Dave	1983-87	5.7	Hanby, Howard	1920-21	4.0
Ellington, Wayne	2006-09	14.7	Respass, Ray	1962-65	9.6	Black, Jimmy	1978-82	5.7	Keesler, Ed	1914-15	4.0
Wright, Brandan	2006-07	14.7	<b>Brooks, Garrison</b>	<b>2017-</b>	<b>9.4</b>	White, Jim	1942-47	5.7	Ndiaye, Makhtar	1996-98	3.9
Clark, Rusty	1966-69	14.7	Green, Danny	2005-09	9.4	Wilson, Don	1941-42	5.7	Pepper, Mike	1977-81	3.9
Lifson, Al	1951-55	14.7	Thompson, Deon	2006-10	9.3	Vanstory, Billy	1925-28	5.7	Allen, Bill	1944-45	3.9
Worthy, James	1979-82	14.5	Ritch, Marvin	1910-11	9.3	Newcombe, Artie	1925-26	5.7	Greene, Johnny	1929-30	3.9
Daugherty, Brad	1982-86	14.2	Davis, Ed	2008-10	9.2	Graves, Will	2007-10	5.6	Brown, Billy	1927-30	3.9
Shaffer, Lee	1957-60	14.0	Dillon, John "Hook"	1944-48	9.2	Martin, Warren	1981-86	5.6	Johnston, Donn	1970-73	3.8
Jackson, Justin	2014-17	13.8	Carmichael, Billy	1917-22	9.2	Previs, Steve	1969-72	5.6	Carson, Coy	1946-48	3.8
Karl, George	1970-73	13.8	Cota, Ed	1996-00	9.1	Walsh, Don	1959-62	5.6	Meroney, Dave	1935-37	3.8
Jones, Bobby	1971-74	13.7	Hudock, Jim	1959-62	9.1	Dewell, John	1943-44	5.6	Potts, Ramsey	1935-37	3.8
Kupchak, Mitch	1972-76	13.5	Winstead, Skippy	1953-54	9.1	Fitch, Jack	1943-44	5.6	Edwards, Paul	1929-32	3.8
Paige, Marcus	2012-16	13.1	Mock, Bernie	1943-44	9.1	Bennett, Bob	1963-66	5.5	Hutchinson, Jenks	1929-30	3.8
Lawson, Ty	2006-09	13.1	Okulaja, Ademola	1995-99	9.0	Purser, John	1921-25	5.5	Frasor, Bobby	2005-09	3.7
Wallace, Rasheed	1993-95	13.0	Doherty, Matt	1980-84	9.0	Lipfert, Bailey	1917-21	5.5	Miller, Wes	2004-07	3.7
Smith, Kenny	1983-87	12.9	Stahl, Ed	1972-75	8.8	Yonakor, Rich	1976-80	5.4	Pessar, Hank	1938-41	3.7
Vayda, Jerry	1953-56	12.9	Paxton, Bob	1944-48	8.8	Kuester, John	1973-77	5.4	Nelson, Joe	1939-40	3.7
Zeller, Tyler	2008-12	12.8	Hartley, Dick	1942-48	8.8	Howard, Jimmy	1938-41	5.4	Kaveny, Paul	1933-36	3.7
Williams, Jawad	2001-05	12.7	Reese, Brian	1990-94	8.3	Perry, Sis	1916-22	5.4	Cathey, George	1926-29	3.7
Berry II, Joel	2014-18	12.6	Chilcutt, Pete	1987-91	8.2	Cole, Mervin "King"	1946-48	5.3	Johnson, John	1913-16	3.7
Grimaldi, Vince	1950-53	12.6	Calabria, Dante	1992-96	8.1	Anderson, Don	1943-46	5.3	Tillett, Bill	1910-13	3.7
Felton, Raymond	2002-05	12.5	Kepley, Dick	1957-61	8.0	Dilworth, Ben	1937-40	5.3	McComb, Ken	1960-61	3.6
Lynch, George	1989-93	12.5	Radovich, Tony	1953-57	7.9	Marpet, Artie	1928-31	5.3	Slater, John	1929-31	3.6
Carmichael, Cart	1920-24	12.5	Tandy, George	1913-16	7.7	Neiman, Dave	1928-30	5.3	Devin, Billy	1923-26	3.6
Chamberlain, Bill	1969-72	12.4	Cooke, Mike	1961-64	7.6	Huband, Kim	1969-72	5.2	Wear, Travis	2009-10	3.5
Carter, Vince	1995-98	12.3	Kohler, Norm	1946-48	7.6	Cunningham, Bob	1955-58	5.2	Crompton, Geff	1973-78	3.5
Washington, Donald	1972-73	12.3	Bucknall, Steve	1985-89	7.5	Glance, Jason	1932-35	5.2	Cuthbertson, Rennie	1916-19	3.5
Long, Meb	1912-16	12.3	Hicks, Isaiah	2013-17	7.4	Hackney, Bunn	1924-27	5.2	Rödl, Henrik	1989-93	3.4
Fox, Rick	1987-91	12.2	Box, Boyce	1943-44	7.4	Britt, Nate	2013-17	5.1	Thompson, Clive	1944-45	3.4
Capel, Jason	1998-02	12.1	Rose, Bob	1939-40	7.4	Hoffman, Brad	1972-75	5.1	Tennent, Buzz	1916-18	3.4
Williams, Donald	1991-95	11.8	Hines, Wilmer	1930-33	7.4	Norfolk, Ira	1944-46	5.1			
Davis, Hubert	1988-92	11.8	Terry, Reyshawn	2003-07	7.3	McCachren, Bill	1936-39	5.1			
Lebo, Jeff	1985-89	11.8	Phelps, Derrick	1990-94	7.3	Morrison, Brian	2000-02	5.0			
Brown, Larry	1960-63	11.8	Hale, Steve	1982-86	7.3	O'Donnell, John	1971-74	5.0			
Cobb, Jack	1923-26	11.8	Marshall, Kendall	2010-12	7.2	Paine, George	1940-43	5.0			
Montross, Eric	1990-94	11.7	Williams, Kenny	2015-	7.1	King, Clyde	1944-45	5.0			
Johnson, Brice	2012-16	11.6	Bradley, Tony	2016-17	7.1	Carrington, Bill	1910-13	5.0			
Salz, Harvey	1957-60	11.6	Strickland, Dexter	2009-13	7.0	Rozier, Clifford	1990-91	4.9			
Kearns, Tommy	1955-58	11.6	Zwikker, Serge	1993-97	7.0	Colescott, Dave	1976-80	4.9			
McAdoo, James M	2011-14	11.4	Green, Winton	1921-24	7.0	Likins, Paul	1953-55	4.9			
Dedmon, Lee	1968-71	11.4	Noel, David	2002-06	6.9	<b>Black, Leaky</b>	<b>2018-</b>	<b>4.8</b>			
Hamilton, Jim	1946-47	11.4	Gauntlett, Tom	1964-67	6.9	<b>Manley, Sterling</b>	<b>2017-</b>	<b>4.8</b>			
Jordan, Jim	1944-46	11.4	Shepard, Carlyle	1915-21	6.9	Drew II, Larry	2008-11	4.8			





# FIELD GOAL PERCENTAGE



**BRENDAN HAYWOOD** has the highest career field goal percentage of any Tar Heel who played at least two seasons.

PLAYER (1-40)	YEARS	FG	PCT.
Wright, Brandon	2006-07	228	.646
Haywood, Brendan	1997-01	541	.637
Wallace, Rasheed	1993-95	377	.635
Daugherty, Brad	1982-86	760	.620
Jones, Bobby	1971-74	522	.608
Peppers, Julius	1999-01	119	.607
Reid, J.R.	1986-89	584	.601
Martin, Warren	1981-86	256	.594
Wycik, Dennis	1969-72	519	.590
Kupchak, Mitch	1972-76	651	.586
Montross, Eric	1990-94	626	.585
LaGarde, Tommy	1973-77	367	.583
Madden, Kevin	1985-90	519	.581
Jamison, Antawn	1995-98	787	.577
Perkins, Sam	1980-84	786	.576
Johnson, Brice	2012-16	714	.575
Bradley, Tony	2016-17	102	.573
O'Koren, Mike	1976-80	643	.572
Hicks, Isaiah	2013-17	420	.571
Chadwick, Dave	1968-71	179	.568
Hunter, Curtis	1982-87	201	.563
Wood, Al	1977-81	825	.560
Virgil, John	1976-80	233	.556
Meeks, Kennedy	2013-17	608	.554
Williams, Scott	1986-90	595	.551
Wolf, Joe	1983-87	511	.551
Davis, Ed	2008-10	210	.548
Carter, Vince	1995-98	481	.547
<b>Brooks, Garrison</b>	<b>2017-</b>	<b>388</b>	<b>.545</b>
Shaffer, Charlie	1961-64	221	.544
Zeller, Tyler	2008-12	547	.542
Worthy, James	1979-82	485	.541
Jordan, Michael	1981-84	720	.540
Chamberlain, Bill	1969-72	389	.540
Hansbrough, Tyler	2005-09	939	.536
O'Donnell, John	1971-74	178	.536
Lang, Kris	1998-02	576	.534
Chilcutt, Pete	1987-91	483	.534
Berstick, Brian	1997-02	138	.533
Noel, David	2002-06	349	.532

PLAYER (41-110)	YEARS	FG	PCT.
Davis, Walter	1973-77	754	.531
Ford, Phil	1974-78	865	.527
Johnston, Donn	1970-73	161	.523
Wolf, Jeff	1976-80	148	.523
Salvadori, Kevin	1990-94	259	.522
Popson, Dave	1983-87	329	.521
Rödl, Henrik	1989-93	170	.521
Hale, Steve	1982-86	359	.520
Lynch, George	1989-93	711	.519
Fox, Rick	1987-91	633	.518
Lawson, Ty	2006-09	463	.517
McAdoo, Robert	1971-72	243	.516
Pepper, Mike	1977-81	147	.516
Bunting, Bill	1966-69	398	.514
May, Sean	2002-05	442	.513
Harrison, Ray	1972-74	153	.513
Smith, Kenny	1983-87	628	.512
Karl, George	1970-73	494	.512
Miller, Larry	1965-68	765	.511
Clark, Rusty	1966-69	513	.511
Williams, Marvin	2004-05	125	.506
Black, Jimmy	1978-82	258	.504
Walsh, Don	1959-62	124	.504
Yonakor, Rich	1976-80	226	.503
Huband, Kim	1969-72	147	.503
Elston, Darrell	1971-74	310	.502
Smith, Ranzino	1984-88	304	.502
Reese, Brian	1990-94	435	.501
Zwikker, Serge	1993-97	365	.501
Davis, Hubert	1988-92	557	.498
Buckley, Bruce	1973-77	105	.498
Henson, John	2009-12	475	.497
Stackhouse, Jerry	1993-95	353	.496
Sullivan, Pat	1990-95	170	.496
Thompson, Deon	2006-10	579	.494
Stahl, Ed	1972-75	330	.492
Lewis, Bob	1964-67	662	.490
Colescott, Dave	1976-80	198	.490
Hoffman, Brad	1972-75	197	.490
Williams, Jawad	2001-05	591	.487
Zaliagiris, Tom	1974-78	193	.487
McCants, Rashad	2002-05	614	.486
Terry, Reyshawn	2003-07	314	.485
Kuester, John	1973-77	251	.482
Dedmon, Lee	1968-71	378	.481
Little, Nassir	2018-19	131	.480
Scott, Charles	1967-70	805	.480
Lebo, Jeff	1985-89	524	.479
Bucknall, Steve	1985-89	333	.478
Doherty, Matt	1980-84	418	.477
Johnson, Cameron	2017-19	324	.475
Grubar, Dick	1966-69	342	.474
Cunningham, Billy	1962-65	656	.473
McSweeney, Brian	1961-64	130	.469
<b>Bacot, Armando</b>	<b>2019-</b>	<b>114</b>	<b>.469</b>
Respass, Ray	1962-65	273	.465
Ellington, Wayne	2006-09	616	.463
Hudock, Jim	1959-62	205	.463
Tokoto, J.P.	2012-15	285	.462
Ndiaye, Makhtar	1996-98	117	.462
Peterson, Buzz	1981-85	213	.461
Maye, Luke	2015-19	542	.460
Strickland, Dexter	2009-13	323	.460
Rosenbluth, Lennie	1954-57	722	.459
Jackson, Justin	2014-17	615	.459
McInnis, Jeff	1993-96	403	.459
Bradley, Wesley	1975-79	221	.456
Braddock, Jimmy	1979-83	198	.456
Green, Danny	2005-09	491	.455
Williams, Shammond	1994-98	460	.455

PLAYER (111-164)	YEARS	FG	PCT.
Forte, Joseph	1999-01	479	.454
Bennett, Bob	1963-66	148	.454
James, Joel	2012-16	124	.454
Cota, Ed	1996-00	438	.452
Calabria, Dante	1992-96	373	.452
Brown, Larry	1960-63	220	.450
Phelps, Derrick	1990-94	339	.448
McAdoo, James M	2011-14	467	.447
Manuel, Jackie	2001-05	282	.447
Marshall, Kendall	2010-12	181	.445
Shaffer, Lee	1957-60	400	.444
Larese, York	1958-61	468	.443
Capel, Jason	1998-02	453	.443
Owens, Max	1997-01	254	.443
Gauntlett, Tom	1964-67	238	.442
Williams, Kenny	2015-19	329	.439
Bullock, Reggie	2010-13	358	.439
Okulaja, Ademola	1995-99	424	.438
Cooke, Mike	1961-64	200	.435
Williams, Donald	1991-95	516	.433
Barnes, Harrison	2010-12	439	.431
Rice, King	1987-91	267	.427
Pinson, Theo	2014-18	257	.427
Ginyard, Marcus	2005-10	313	.426
Radovich, Tony	1953-57	220	.424
Felton, Raymond	2002-05	414	.423
White, Coby	2018-19	188	.422
Berry II, Joel	2014-18	266	.419
Quigg, Joe	1955-57	203	.419
Brown, Joe	1966-69	167	.419
Brennan, Pete	1955-58	414	.418
Kearns, Tommy	1955-58	311	.414
Robinson, Brandon	2016-20	178	.414
Paige, Marcus	2012-16	599	.407
Salz, Harvey	1957-60	307	.407
Vayda, Jerry	1953-56	398	.406
Moe, Doug	1958-61	329	.406
Poteet, Yogi	1959-63	160	.404
Kepley, Dick	1957-61	225	.403
Previs, Steve	1969-72	183	.400
Fogler, Eddie	1967-70	174	.399
Stanley, Ray	1957-60	113	.398
Lifson, Al	1951-55	477	.394
Scott, Melvin	2001-05	295	.391
Drew II, Larry	2008-11	160	.391
Miller, Wes	2004-07	104	.390
Hairston, P.J.	2011-13	220	.388
Graves, Will	2007-10	173	.381
Anthony, Cole	2019-20	131	.380
<b>Black, Leaky</b>	<b>2018-</b>	<b>103</b>	<b>.379</b>
Britt, Nate	2013-17	256	.372
McDonald, Leslie	2009-14	287	.365
Frasor, Bobby	2005-09	143	.364
Cunningham, Bob	1955-58	153	.353

minimum 100 field goals



## THREE-POINT FIELD GOALS

PLAYER (1-70)	YEARS	3FGS	PLAYER (71-131)	YEARS	3FGS
Paige, Marcus	2012-16	299	Newby, Terence	1996-00	17
Berry II, Joel	2014-18	266	Keeling, Christian	2019-20	16
Williams, Shammond	1994-98	233	Pierce, Justin	2019-20	16
Ellington, Wayne	2006-09	229	Brooker, Michael	1997-01	16
McCants, Rashad	2002-05	221	Peterson, Buzz	1981-85	15
Williams, Donald	1991-95	221	Little, Nassir	2018-19	14
Lebo, Jeff	1985-89	211	Watts, Justin	2008-12	12
Davis, Hubert	1988-92	197	Hansbrough, Tyler	2005-09	12
Calabria, Dante	1992-96	193	Holmes, Jonathan	1999-03	12
Bullock, Reggie	2010-13	188	Harris, Kenny	1989-91	12
Green, Danny	2005-09	184	Perkins, Sam	1980-84	12
Scott, Melvin	2001-05	183	Felton, Jalek	2017-18	11
Felton, Raymond	2002-05	174	Lynch, George	1989-93	11
Jackson, Justin	2014-17	168	Tanner, J.B.	2007-09	10
Capel, Jason	1998-02	164	Wear, David	2009-10	8
Fox, Rick	1987-91	153	Jamison, Antawn	1995-98	8
McDonald, Leslie	2009-14	147	Woods, Seventh	2016-19	6
Johnson, Cameron	2017-19	143	Frederick, Brad	1996-99	6
Williams, Kenny	2015-19	143	Cherry, Scott	1989-93	6
Okulaja, Ademola	1995-99	143	White, Stilman	2011-12, 14-17	5
McInnis, Jeff	1993-96	138	Henson, John	2009-12	5
Hairston, P.J.	2011-13	127	Burke, Dewey	2005-07	5
Williams, Jawad	2001-05	124	Sullivan, Ryan	1995-97	5
Barnes, Harrison	2010-12	116	Hale, Steve	1982-86	5
Lawson, Ty	2006-09	112	Francis, Jeremiah	2019-20	4
Forte, Joseph	1999-01	111	<b>Smith, K.J.</b>	<b>2018-</b>	<b>4</b>
Maye, Luke	2015-19	104	Rush, Shea	2016-20	4
Terry, Reyshawn	2003-07	103	Moody, Wade	2012-14	4
Graves, Will	2007-10	102	Thomas, Quentin	2004-07	4
Carter, Vince	1995-98	99	Melendez, Orlando	1997-02	4
Robinson, Brandon	2016-20	98	Ndiaye, Makhtar	1996-98	4
Miller, Wes	2004-07	96	Williams, Scott	1986-90	4
Cota, Ed	1996-00	93	<b>Harris, Anthony</b>	<b>2019-</b>	<b>3</b>
Smith, Kenny	1983-87	87	Dupont, David	2010-12	3
Smith, Ranzino	1984-88	84	Campbell, Marc	2007-10	3
White, Coby	2018-19	82	Bersticker, Brian	1997-02	3
Britt, Nate	2013-17	81	Lynn, Clyde	1994-96	3
Owens, Max	1997-01	76	<b>Brooks, Garrison</b>	<b>2017-</b>	<b>2</b>
Rice, King	1987-91	75	Davis, Luke	2012-15	2
Bucknall, Steve	1985-89	71	Manor, James	2012-14	2
Frasor, Bobby	2005-09	70	Crouch, Patrick	2010-12	2
Noel, David	2002-06	64	Thornton, Thomas	2009-10	2
Morrison, Brian	2000-02	59	Wear, Travis	2009-10	2
Phelps, Derrick	1990-94	59	Wooten, Jack	2007-09	2
Rödl, Henrik	1989-93	55	Miller, Jonathan	2002-04	2
Drew II, Larry	2008-11	50	Davis, Larry	1992-94	2
Ginyard, Marcus	2005-10	50	Hyatt, Rodney	1986-88	2
Anthony, Cole	2019-20	49	Hunter, Curtis	1982-87	2
Marshall, Kendall	2010-12	48	Ellis, Caleb	2018-20	1
Manuel, Jackie	2001-05	48	Hicks, Isaiah	2013-17	1
Reese, Brian	1990-94	47	Little, Greg	2007-08	1
Pinson, Theo	2014-18	46	Everett, Charlie	2004-05	1
Boone, Adam	2000-02	44	Holley, Jesse	2003-05	1
Braddock, Jimmy	1979-83	43	McLamb, Philip	2001-04	1
Stackhouse, Jerry	1993-95	39	Price, Damien	2001-04	1
Jordan, Michael	1981-84	34	Tyndall, Webb	1995-97	1
Denny, Jeff	1986-90	31	Zwikker, Serge	1993-97	1
Johnson, Will	1999-03	30	Neal, David	1994-96	1
Madden, Kevin	1985-90	29	Wallace, Rasheed	1993-95	1
<b>Platek, Andrew</b>	<b>2017-</b>	<b>28</b>	Norwood, Michael	1985-87	1
Curry, Ronald	1998-01	26	Exum, Cecil	1980-84	1
Landry, Pearce	1992-95	24			
Wolf, Joe	1983-87	23			
<b>Black, Leaky</b>	<b>2018-</b>	<b>21</b>			
Tokoto, J.P.	2012-15	21			
Strickland, Dexter	2009-13	20			
Chilcutt, Pete	1987-91	20			
Doherty, Matt	1980-84	20			
Williams, Marvin	2004-05	19			
Sullivan, Pat	1990-95	18			


Includes every player with a three-pointer



**WAYNE ELLINGTON** is fourth in UNC history with 229 three-pointers. He was 5 for 7 from three-point range vs. Villanova in the 2009 national semifinals and 3 for 3 vs. Michigan State in the national championship game.



## THREE-POINT FG PERCENTAGE



**HUBERT DAVIS** is third in NBA history in three-point percentage. As a Tar Heel, he has the highest three-point accuracy in history among players with at least 100 makes.

PLAYER (1-30)	YEARS	3FG	PCT.
Wolf, Joe	1983-87	23	.575
Peterson, Buzz	1981-85	15	.500
Braddock, Jimmy	1979-83	43	.462
Jordan, Michael	1981-84	34	.447
Davis, Hubert	1988-92	197	.435
Williams, Marvin	2004-05	19	.432
Holmes, Jonathan	1999-03	12	.429
Perkins, Sam	1980-84	12	.429
Lebo, Jeff	1985-89	211	.428
Bucknall, Steve	1985-89	71	.423
Smith, Ranzino	1984-88	84	.420
Terry, Reyshawn	2003-07	103	.419
McCants, Rashad	2002-05	221	.415
Denny, Jeff	1986-90	31	.413
Calabria, Dante	1992-96	193	.412
Johnson, Cameron	2017-19	143	.411
Smith, Kenny	1983-87	87	.408
Doherty, Matt	1980-84	20	.408
Williams, Shammond	1994-98	233	.403
Lawson, Ty	2006-09	112	.403
Boone, Adam	2000-02	44	.400
Ellington, Wayne	2006-09	229	.397
McInnis, Jeff	1993-96	138	.397
Miller, Wes	2004-07	96	.397
Fox, Rick	1987-91	153	.388
Bullock, Reggie	2010-13	188	.387
Rödl, Henrik	1989-93	55	.387
Williams, Donald	1991-95	221	.386
Tanner, J.B.	2007-09	10	.385
Newby, Terence	1996-00	17	.378

PLAYER (31-74)	YEARS	3FG	PCT.
Paige, Marcus	2012-16	299	.375
Green, Danny	2005-09	184	.375
Felton, Raymond	2002-05	174	.375
Capel, Jason	1998-02	164	.375
Okulaja, Ademola	1995-99	143	.374
Robinson, Brandon	2016-20	98	.373
Cota, Ed	1996-00	93	.372
Graves, Will	2007-10	102	.370
Forte, Joseph	1999-01	111	.368
Carter, Vince	1995-98	99	.368
Scott, Melvin	2001-05	183	.367
Berry II, Joel	2014-18	266	.366
Marshall, Kendall	2010-12	48	.364
Maye, Luke	2015-19	104	.361
Landry, Pearce	1992-95	24	.358
Stackhouse, Jerry	1993-95	39	.355
Noel, David	2002-06	64	.354
White, Coby	2018-19	82	.353
Johnson, Will	1999-03	30	.353
Hairston, P.J.	2011-13	127	.349
Williams, Jawad	2001-05	124	.349
Barnes, Harrison	2010-12	116	.349
Rice, King	1987-91	75	.349
Anthony, Cole	2019-20	49	.348
Morrison, Brian	2000-02	59	.347
Madden, Kevin	1985-90	29	.345
Chilcutt, Pete	1987-91	20	.345
Lynch, George	1989-93	11	.344
Williams, Kenny	2015-19	143	.342
Owens, Max	1997-01	76	.341
Jackson, Justin	2014-17	168	.339
Britt, Nate	2013-17	81	.335
McDonald, Leslie	2009-14	147	.333
Phelps, Derrick	1990-94	59	.322
Keeling, Christian	2019-20	16	.320
Reese, Brian	1990-94	47	.318
Hansbrough, Tyler	2005-09	12	.316
Felton, Jalek	2017-18	11	.314
Frasor, Bobby	2005-09	70	.307
Drew II, Larry	2008-11	50	.307
Ginyard, Marcus	2005-10	50	.307
Harris, Kenny	1989-91	12	.300
Watts, Justin	2008-12	12	.286
<b>Platek, Andrew</b>	<b>2017-</b>	<b>28</b>	<b>.283</b>
Manuel, Jackie	2001-05	48	.282
<b>Black, Leaky</b>	<b>2018-</b>	<b>21</b>	<b>.280</b>
Little, Nassir	2018-19	14	.269
Tokoto, J.P.	2012-15	21	.266
Curry, Ronald	1998-01	26	.263
Pinson, Theo	2014-18	46	.257
Sullivan, Pat	1990-95	18	.257
Brooker, Michael	1997-01	16	.232
Strickland, Dexter	2009-13	20	.225
Pierce, Justin	2019-20	16	.225

**Minimum 10 three-point field goals made**



**JEFF LEBO** has the highest percentage among the seven Tar Heels who made at least 200 three-pointers.





# FREE THROW PERCENTAGE

PLAYER (1-70)	YEARS	FT	PCT.
Williams, Shammond	1994-98	291	.848
Huband, Kim	1969-72	95	.848
Williams, Marvin	2004-05	138	.847
Green, Danny	2005-09	202	.845
Paige, Marcus	2012-16	347	.844
Lebo, Jeff	1985-89	308	.839
Braddock, Jimmy	1979-83	106	.835
Wucyk, Dennis	1969-72	431	.834
Berry II, Joel	2014-18	333	.833
Elston, Darrell	1971-74	125	.833

Stahl, Ed	1972-75	124	.832
Hoffman, Brad	1972-75	69	.831
Johnson, Cameron	2017-19	140	.828
Smith, Ranzino	1984-88	136	.824
Capel, Jason	1998-02	377	.823
Smith, Kenny	1983-87	293	.823
Davis, Hubert	1988-92	304	.819
Owens, Max	1997-01	125	.817
Hale, Steve	1982-86	230	.813
Britt, Nate	2013-17	181	.812


Forte, Joseph	1999-01	221	.810
Ellington, Wayne	2006-09	233	.809
Ford, Phil	1974-78	560	.808
White, Coby	2018-19	104	.800
Hairston, P.J.	2011-13	140	.800
Perkins, Sam	1980-84	561	.796
Larese, York	1958-61	351	.796
Hansbrough, Tyler	2005-09	982	.791
Radovich, Tony	1953-57	216	.783
Graves, Will	2007-10	65	.783

Brown, Larry	1960-63	221	.781
Lawson, Ty	2006-09	337	.780
Karl, George	1970-73	305	.780
Respass, Ray	1962-65	110	.780
Delany, Jim	1967-70	85	.780
Zeller, Tyler	2008-12	407	.777
Lewis, Bobby	1964-67	512	.776
Sullivan, Pat	1990-95	120	.774
Davis, Walter	1973-77	355	.773
Little, Nassir	2018-19	77	.770

Shaffer, Lee	1957-60	253	.767
Wolf, Joe	1983-87	186	.765
Wood, Al	1977-81	365	.764
Rice, King	1987-91	252	.764
LaGarde, Tommy	1973-77	273	.763
Doherty, Matt	1980-84	309	.761
Salz, Harvey	1957-60	246	.759
Fox, Rick	1987-91	284	.757
Kuester, John	1973-77	146	.756
Popson, Dave	1983-87	102	.756

Bucknall, Steve	1985-89	237	.755
Terry, Reyshawn	2003-07	195	.750
Anthony, Cole	2019-20	96	.750
Jordan, Michael	1981-84	314	.748
Pinson, Theo	2014-18	197	.746
Williams, Donald	1991-95	239	.745
Peterson, Buzz	1981-85	72	.742
Williams, Kenny	2015-19	114	.740
Rosenbluth, Lennie	1954-57	603	.740
Bunting, Bill	1966-69	273	.740
Robinson, Brandon	2016-20	78	.736

Chambers, Bill	1969-72	53	.736
Johnson, Will	1999-03	61	.735
Cota, Ed	1996-00	293	.734
Barnes, Harrison	2010-12	234	.734
Black, Jimmy	1978-82	212	.734
Colescott, Dave	1976-80	110	.733
Felton, Raymond	2002-05	258	.731
O'Koren, Mike	1976-80	479	.726
Scott, Charles	1967-70	397	.726
Hicks, Isaiah	2013-17	271	.725



**SHAMMOND WILLIAMS** is Carolina's all-time leader in free throw percentage. He was the 1997 NCAA East Regional MVP.

PLAYER (71-110)	YEARS	FT	PCT.
Williams, Jawad	2001-05	320	.724
McCants, Rashad	2002-05	272	.721
Yonakor, Rich	1976-80	145	.721
Stackhouse, Jerry	1993-95	335	.720
Bullock, Reggie	2010-13	85	.720
McInnis, Jeff	1993-96	184	.719
Calabria, Dante	1992-96	159	.719
Stanley, Ray	1957-60	100	.719
Phelps, Derrick	1990-94	232	.718
May, Sean	2002-05	329	.717

Gauntlett, Tom	1964-67	68	.716
Jackson, Justin	2014-17	228	.713
Chilcutt, Pete	1987-91	164	.710
Brennan, Pete	1955-58	506	.708
Johnson, Brice	2012-16	288	.708
McAdoo, Robert	1971-72	118	.707
Carter, Vince	1995-98	206	.705
Hunter, Curtis	1982-87	104	.703
Chamberlain, Bill	1969-72	179	.702
Daugherty, Brad	1982-86	392	.700

Clark, Rusty	1966-69	313	.699
Salvadori, Kevin	1990-94	136	.697
Zwikker, Serge	1993-97	103	.696
Ginyard, Marcus	2005-10	198	.695
Kepley, Dick	1957-61	141	.695
McDonald, Leslie	2009-14	120	.694
Morrison, Brian	2000-02	50	.694
Marshall, Kendall	2010-12	113	.693
Grubar, Dick	1966-69	232	.688
Strickland, Dexter	2009-13	233	.687

Chadwick, Dave	1968-71	76	.685
Miller, Larry	1965-68	452	.684
Quigg, Joe	1955-57	188	.684
Moe, Doug	1958-61	329	.680
Okulaja, Ademola	1995-99	263	.680
Dedmon, Lee	1968-71	263	.678
Martin, Warren	1981-86	158	.678
Maye, Luke	2015-19	204	.675
Poteet, Yogi	1959-63	53	.671
Vayda, Jerry	1953-56	391	.670

PLAYER (111-162)	YEARS	FT	PCT.
McSweeney, Brian	1961-64	97	.669
Reid, J.R.	1986-89	384	.668
Scott, Melvin	2001-05	100	.667
Kupchak, Mitch	1972-76	309	.665
Kearns, Tommy	1955-58	308	.665
<b>Manley, Sterling</b>	<b>2017-</b>	<b>65</b>	<b>.663</b>
Madden, Kevin	1985-90	229	.662
Buckley, Bruce	1973-77	74	.661
Cooke, Mike	1961-64	65	.657
Thompson, Deon	2006-10	256	.656

Previs, Steve	1969-72	131	.655
Worthy, James	1979-82	249	.652
Lynch, George	1989-93	314	.651
Yokley, John	1963-66	69	.651
Hudock, Jim	1959-62	148	.649
Shaffer, Charlie	1961-64	111	.645
<b>Bacot, Armando</b>	<b>2019-</b>	<b>80</b>	<b>.645</b>
Reese, Brian	1990-94	196	.643
Peppers, Julius	1999-01	79	.642
Jones, Bobby	1971-74	220	.641

Fogler, Eddie	1967-70	75	.641
Virgil, John	1976-80	76	.639
Williams, Scott	1986-90	314	.633
Winstead, Skippy	1953-54	65	.631
Meeks, Kennedy	2013-17	266	.630
<b>Brooks, Garrison</b>	<b>2017-</b>	<b>213</b>	<b>.630</b>
Cunningham, Billy	1962-65	397	.628
Bennett, Bob	1963-66	90	.625
Montross, Eric	1990-94	375	.624
Davis, Ed	2008-10	142	.623

Wallace, Rasheed	1993-95	144	.621
Lang, Kris	1998-02	240	.620
Bradley, Tony	2016-17	65	.619
Jamison, Antawn	1995-98	392	.617
Drew II, Larry	2008-11	91	.599
Rödl, Henrik	1989-93	75	.595
Haywood, Brendan	1997-01	329	.594
Noel, David	2002-06	118	.587
Zaliagiris, Tom	1974-78	84	.587
O'Donnell, John	1971-74	70	.583

Likins, Paul	1953-55	69	.580
Manuel, Jackie	2001-05	173	.577
Cunningham, Bob	1955-58	103	.572
McAdoo, James M	2011-14	298	.569
Wright, Brandon	2006-07	89	.567
Brown, Joe	1966-69	68	.562
Maddie, Bud	1953-54	54	.557
Bradley, Dudley	1975-79	80	.552
Walsh, Don	1959-62	74	.548
Tokoto, J.P.	2012-15	131	.544

Henson, John	2009-12	169	.483
Wolf, Jeff	1976-80	63	.423

Minimum 50 made free throws



# REBOUNDS

PLAYER (1-70)	YEARS	REBS	PLAYER (71-140)	YEARS	REBS	PLAYER (141-210)	YEARS	REBS	PLAYER (211-269)	YEARS	REBS
Hansbrough, Tyler	2005-09	1219	Phelps, Derrick	1990-94	432	Hunter, Curtis	1982-87	185	McCabe, Gerry	1953-56	57
Perkins, Sam	1980-84	1167	Manuel, Jackie	2001-05	429	Rödl, Henrik	1989-93	183	Chambers, Bill	1969-72	56
Lynch, George	1989-93	1097	Calabria, Dante	1992-96	426	Cooke, Mike	1961-64	181	Hite, Ray	1971-74	55
Cunningham, Billy	1962-65	1062	Felton, Raymond	2002-05	417	Marshall, Kendall	2010-12	171	Tuttle, Gerald	1966-69	53
Meeks, Kennedy	2013-17	1052	Barnes, Harrison	2010-12	414	Owens, Max	1997-01	171	Doughton, Ged	1975-79	52
Johnson, Brice	2012-16	1035	Cunningham, Bob	1955-58	410	Kuester, John	1973-77	169	Brownlee, John	1981-83	51
Jamison, Antawn	1995-98	1027	Larese, York	1958-61	407	Little, Nassir	2018-19	167	Kenny, Eric	1978-81	48
Kupchak, Mitch	1972-76	1006	Berry II, Joel	2014-18	405	Donohue, Jim	1958-62	165	Krause, Dieter	1960-63	48
Daugherty, Brad	1982-86	1003	Yonakor, Rich	1976-80	405	Mirken, Mark	1964-67	164	Cherry, Scott	1989-93	47
Maye, Luke	2015-19	942	Paige, Marcus	2012-16	399	Johnson, Will	1999-03	158	Wear, David	2009-10	45
Montross, Eric	1990-94	941	Forte, Joseph	1999-01	399	Buckley, Bruce	1973-77	156	Wiel, Randy	1975-79	43
Clark, Rusty	1966-69	929	McCants, Rashad	2002-05	398	Thomas, Quentin	2004-07	155	Kracisin, Steve	1976-77	43
Okulaja, Ademola	1995-99	890	Hudock, Jim	1959-62	397	Watts, Justin	2008-12	154	McNairy, Charlie	1994-97	42
Henson, John	2009-12	885	Wolf, Jeff	1976-80	395	Lifson, Al	1951-55	154	Brown, Bill	1962-65	42
Williams, Scott	1986-90	861	Bucknall, Steve	1985-89	392	Hubert, Desmond	2011-15	153	Delany, Jim	1967-70	41
Brennan, Pete	1955-58	854	Popson, Dave	1983-87	382	Fogler, Terence	1967-70	152	Newby, Terence	1996-00	41
Haywood, Brendan	1997-01	839	Williams, Kenny	2015-19	372	Smith, Ranzino	1984-88	150	Frederick, Brad	1996-99	40
Miller, Larry	1965-68	834	Respass, Ray	1962-65	369	Black, Jimmy	1978-82	147	Poole, Grey	1957-60	40
Jones, Bobby	1971-74	817	Williams, Shammond	1994-98	332	Peterson, Buzz	1981-85	145	Barlow, Jeb	1980-82	39
O'Koren, Mike	1976-80	815	Johnson, Cameron	2017-19	329	Huband, Kim	1969-72	144	Searcy, Roy	1955-58	39
Capel, Jason	1998-02	807	Lebo, Jeff	1985-89	327	Lotz, Danny	1956-59	143	Brooker, Michael	1997-01	36
Rosenbluth, Lennie	1954-57	790	Likins, Paul	1953-55	318	O'Donnell, John	1971-74	140	Hassell, Ray	1963-66	36
Zeller, Tyler	2008-12	788	Shaffer, Charlie	1961-64	317	Maddie, Bud	1953-54	140	<b>Smith, K.J.</b>	<b>2018-</b>	<b>16</b>
May, Sean	2002-05	771	McAdoo, Robert	1971-72	312	Curry, Ronald	1998-01	133	Grant, Damion	2002-05	35
Chilcutt, Pete	1987-91	766	James, Joel	2012-16	309	Young, Bob	1954-57	133	Hanners, Dave	1973-76	35
Thompson, Deon	2006-10	743	Bennett, Bob	1963-66	305	Virgil, John	1976-80	131	Holmes, Jonathan	1999-03	34
Reid, J.R.	1986-89	731	Lawson, Ty	2006-09	303	Brown, Larry	1960-63	130	Swithwick, Jim	1963-66	34
Dedmon, Lee	1968-71	729	Strickland, Dexter	2009-13	297	Zaliagirris, Tom	1974-78	129	Harris, Kenny	1989-91	33
Wolf, Joe	1983-87	707	Hale, Steve	1982-86	291	Pierce, Justin	2019-20	128	Wood, Surry	2005-08	31
Lang, Kris	1998-02	678	Bradley, Dudley	1975-79	285	Wenstrom, Matt	1989-93	128	Washington, Donald	1972-73	31
Davis, Walter	1973-77	670	Grubar, Dick	1966-69	285	Anthony, Cole	2019-20	125	White, Stilman	2011-12, 14-17	30
Scott, Charles	1967-70	649	Smith, Kenny	1983-87	283	White, Coby	2018-19	124	Crotty, John	1957-60	30
McAdoo, James M	2011-14	640	Brown, Joe	1966-69	280	Corson, Craig	1969-72	122	Moe, Donnie	1965-67	29
Moe, Doug	1958-61	635	Karl, George	1970-73	279	Simmons, Jackson	2011-15	118	Katz, Art	1961-64	29
Wood, Al	1977-81	624	McInnis, Jeff	1993-96	277	Knox, Justin	2010-11	118	<b>Miller, Walker</b>	<b>2017-</b>	<b>28</b>
Worthy, James	1979-82	620	Salz, Harvey	1957-60	273	Crompton, Geff	2013-78	117	Davis, Larry	1992-94	28
Williams, Jawad	2001-05	615	Graves, Will	2007-10	270	<b>Platek, Andrew</b>	<b>2017-</b>	<b>112</b>	Morrison, Ian	1964-65	28
Bunting, Bill	1966-69	612	<b>Bacot, Armando</b>	<b>2019-</b>	<b>263</b>	Evtimov, Vasco	1996-99	111	Hensley, Marty	1986-89	27
Shaffer, Lee	1957-60	606	Ford, Phil	1974-78	261	Brust, Chris	1978-82	108	Brown, Lou	1958-61	27
<b>Brooks, Garrison</b>	<b>2017-</b>	<b>604</b>	Radovich, Tony	1953-57	254	Woods, Seventh	2016-19	102	Makkonen, Timo	1981-84	25
Zwikker, Serge	1993-97	598	Stepheson, Alex	2006-08	252	Rozier, Clifford	1990-91	101	Moody, Patrick	2007-09	24
Fox, Rick	1987-91	594	Williams, Donald	1991-95	252	Yokley, John	1963-66	100	Rohlman, Aaron	2016-18	22
Green, Danny	2005-09	590	Davis, Hubert	1988-92	248	Keeling, Christian	2019-20	93	Hassell, Pud	1963-65	22
Wuycik, Dennis	1969-72	556	Stanley, Ray	1957-60	244	Boone, Adam	2000-02	91	Coley, Woody	1974-77	21
Noel, David	2002-06	549	McSweeney, Brian	1961-64	242	Poteet, Yogi	1959-63	90	Kocornik, Dick	1953-54	21
Hicks, Isaiah	2013-17	546	McDonald, Leslie	2009-14	238	Colescott, Dave	1976-80	86	Francis, Jeremiah	2019-20	20
LaGarde, Tommy	1973-77	545	Kearns, Tommy	1955-58	238	Eggleston, Don	1968-71	86	Rush, Shea	2016-20	20
Ginyard, Marcus	2005-10	543	Williams, Marvin	2004-05	236	Exum, Cecil	1980-84	84	Felton, Jalek	2017-18	20
Pinson, Theo	2014-18	536	Scott, Melvin	2001-05	234	Walsh, Don	1959-62	84	Hooker, C.J.	2003-05	19
Cota, Ed	1996-00	517	Britt, Nate	2013-17	233	Harrison, Ray	1972-74	81	Bohlander, Justin	2003-04	19
Wallace, Rasheed	1993-95	511	Budko, Pete	1977-81	231	Braddock, Jimmy	1979-83	80	Everett, Jim	1999-01	18
Lewis, Bobby	1964-67	510	Previs, Steve	1969-72	230	Huffman, Brandon	2017-20	78	Waddell, Charles	1972-74	18
Jordan, Michael	1981-84	509	Wright, Brandon	2006-07	229	Hoffman, Brad	1972-75	76	Groll, Stan	1956-57	18
Kepley, Dick	1957-61	499	Hairston, P.J.	2011-13	228	Morrison, Brian	2000-02	75	Rosemond, Ken	1955-57	18
Bullock, Reggie	2010-13	495	Robinson, Brandon	2016-20	223	Pepper, Mike	1977-81	75	Goodwin, Frank	1954-55	17
Salvadori, Kevin	1990-94	491	Sullivan, Pat	1990-95	223	Hathaway, Bill	1956-57	75	Greene, Hilliard	1954-56	15
Jackson, Justin	2014-17	481	Johnston, Donn	1970-73	219	Geth, Ed	1992-96	72	Long, Al	1953-54	15
Madden, Kevin	1985-90	475	Chadwick, Dave	1968-71	214	Gipple, Dale	1968-71	72	May, David	1987-89	14
Chamberlain, Bill	1969-72	475	Sanders, Byron	2002-06	212	Wear, Travis	2009-10	69	Glancy, Gene	1953-54	14
Quigg, Joe	1955-57	475	<b>Black, Leaky</b>	<b>2018-</b>	<b>210</b>	Galantai, Billy	1962-64	69			
Davis, Ed	2008-10	470	Ndiaye, Makhtar	1996-98	209	Melendez, Orlando	1997-02	68			
Tokoto, J.P.	2012-15	469	Peppers, Julius	1999-01	208	Bell, Mickey	1972-75	68			
Ellington, Wayne	2006-09	469	Rice, King	1987-91	204	Copeland, Mike	2005-09	66			
Carter, Vince	1995-98	466	Gauntlett, Tom	1964-67	199	Miller, Wes	2004-07	65			
Stackhouse, Jerry	1993-95	456	Bersticker, Brian	1997-02	196	Fletcher, Ralph	1965-68	63			
Martin, Warren	1981-86	452	Bradley, Tony	2016-17	195	Landry, Pearce	1992-95	62			
Doherty, Matt	1980-84	446	Elston, Darrell	1971-74	190	McComb, Ken	1960-61	62			
Stahl, Ed	1972-75	445	Drew II, Larry	2008-11	189	Winstead, Skippy	1953-54	62			
Terry, Reyshawn	2003-07	439	<b>Manley, Sterling</b>	<b>2017-</b>	<b>186</b>	Denny, Jeff	1986-90	58			
Reese, Brian	1990-94	436	Frasor, Bobby	2005-09	186	Chambers, Bill	1972-76	58			



# ASSISTS



**ED COTA is the only Carolina player with 1,000 career assists. The Brooklyn native has 262 more assists than any other Tar Heel. He is one of only four players in NCAA history with 1,000 assists.**

PLAYER (61-130)	YEARS	A	PLAYER (131-200)	YEARS	A
Williams, Jawad	2001-05	192	Johnson, Will	1999-03	60
Chamberlain, Bill	1969-72	190	Doughton, Ged	1975-79	60
Chilcutt, Pete	1987-91	188	Graves, Will	2007-10	59
Jordan, Michael	1981-84	181	Newby, Terence	1996-00	58
Dedmon, Lee	1968-71	180	Wallace, Rasheed	1993-95	53
Davis, Hubert	1988-92	179	Cherry, Scott	1989-93	51
Stahl, Ed	1972-75	175	Buckley, Bruce	1973-77	51
Wood, Al	1977-81	171	Delany, Jim	1967-70	51
Yonakor, Rich	1976-80	171	Virgil, John	1976-80	50
Bullock, Reggie	2010-13	169	Watts, Justin	2008-12	49
Peterson, Buzz	1981-85	164	Zwikker, Serge	1993-97	46
Curry, Ronald	1998-01	162	Davis, Ed	2008-10	44
Stackhouse, Jerry	1993-95	162	White, Stilman	2011-12, 14-17	42
Perkins, Sam	1980-84	160	Bunting, Bill	1966-69	42
Kupchak, Mitch	1972-76	160	Holmes, Jonathan	1999-03	41
Reid, J.R.	1986-89	159	Chambers, Bill	1972-76	41
Robinson, Brandon	2016-20	156	Bell, Mickey	1972-75	41
Hunter, Curtis	1982-87	155	Salvadori, Kevin	1990-94	40
Hansbrough, Tyler	2005-09	154	<b>Bacot, Armando</b>	<b>2019-</b>	<b>39</b>
Colescott, Dave	1976-80	150	Sanders, Byron	2002-06	38
Johnston, Donn	1970-73	149	Hanners, Dave	1973-76	38
Johnson, Cameron	2017-19	146	Kepley, Dick	1957-61	38
White, Coby	2018-19	143	Wright, Brandan	2006-07	37
Meeks, Kennedy	2013-17	142	Davis, Luke	2012-15	36
Woods, Seventh	2016-19	141	Felton, Jalek	2017-18	35
Johnson, Brice	2012-16	133	Ndiaye, Makhtar	1996-98	35
Boone, Adam	2000-02	133	Exum, Cecil	1980-84	35
Harrison, Ray	1972-74	132	Chadwick, Dave	1968-71	35
Bradley, Dudley	1975-79	129	Clark, Rusty	1966-69	35
<b>Brooks, Garrison</b>	<b>2017-</b>	<b>127</b>	Crompton, Geff	1973-78	32
Williams, Scott	1986-90	124	Bersticker, Brian	1997-02	31
O'Donnell, John	1971-74	124	Shaffer, Lee	1957-60	30
Smith, Ranzino	1984-88	123	Pierce, Justin	2019-20	29
Sullivan, Pat	1990-95	120	Brooker, Michael	1997-01	29
Haywood, Brendan	1997-01	118	Peppers, Julius	1999-01	28
Terry, Reyshawn	2003-07	116	Corson, Craig	1969-72	27
McDonald, Leslie	2009-14	115	Francis, Jeremiah	2019-20	26
Miller, Wes	2004-07	115	Williams, Marvin	2004-05	26
Thompson, Deon	2006-10	114	Tuttle, Gerald	1966-69	25
May, Sean	2002-05	113	Little, Nassir	2018-19	24
McAdoo, James M	2011-14	111	Harris, Kenny	1989-91	24
Morrison, Brian	2000-02	110	<b>Smith, K.J.</b>	<b>2018-</b>	<b>23</b>
Henson, John	2009-12	108	Bradley, Tony	2016-17	23
Hicks, Isaiah	2013-17	100	Brust, Chris	1978-82	23
Popson, Dave	1983-87	100	Keeling, Christian	2019-20	21
Barnes, Harrison	2010-12	96	Westrom, Matt	1989-93	21
Zaliagiris, Tom	1974-78	95	Campbell, Marc	2007-10	20
Jamison, Antawn	1995-98	93	Simmons, Jackson	2011-15	19
Wolf, Jeff	1976-80	91	Melendez, Orlando	1997-02	19
Anthony, Cole	2019-20	88	Chambers, Bill	1969-72	19
Owens, Max	1997-01	86	James, Joel	2012-16	18
Montross, Eric	1990-94	86	Rozier, Clifford	1990-91	18
<b>Black, Leaky</b>	<b>2018-</b>	<b>83</b>	Hyatt, Rodney	1986-88	17
LaGarde, Tommy	1973-77	82	Stanley, Ray	1957-60	16
Huband, Kim	1969-72	81	<b>Manley, Sterling</b>	<b>2017-</b>	<b>15</b>
Grubar, Dick	1966-69	80	Frederick, Brad	1996-99	15
Martin, Warren	1981-86	78	Brown, Joe	1966-69	15
Denny, Jeff	1986-90	76	Hubert, Desmond	2011-15	14
Hairston, P.J.	2011-13	74	Eggleston, Don	1968-71	14
Lang, Kris	1998-02	74	Knox, Justin	2010-11	13
Hite, Ray	1971-74	73	Evtimov, Vasco	1996-99	13
Larese, York	1958-61	73	Washington, Donald	1972-73	13
McAdoo, Robert	1971-72	72	Davis, Larry	1992-94	12
<b>Platek, Andrew</b>	<b>2017-</b>	<b>69</b>	Kenny, Eric	1978-81	12
Zeller, Tyler	2008-12	69	Wear, David	2009-10	11
Pepper, Mike	1977-81	68	Stepheson, Alex	2006-08	10
Gipple, Dale	1968-71	67	McNairy, Charlie	1994-97	10
Landry, Pearce	1992-95	65	Barlow, Jeb	1980-82	10
Salz, Harvey	1957-60	64	Krafciscin, Steve	1976-77	10
Budko, Pete	1977-81	61	Lotz, Danny	1956-59	10

minimum 10 career assists

PLAYER (1-30)	YEARS	A	PLAYER (31-60)	YEARS	A
Cota, Ed	1996-00	1030	Rödl, Henrik	1989-93	303
Smith, Kenny	1983-87	768	Britt, Nate	2013-17	299
Ford, Phil	1974-78	753	Tokoto, J.P.	2012-15	292
Felton, Raymond	2002-05	697	Previs, Steve	1969-72	286
Phelps, Derrick	1990-94	637	Thomas, Quentin	2004-07	285
Rice, King	1987-91	629	Jones, Bobby	1971-74	285
Lawson, Ty	2006-09	608	Williams, Kenny	2015-19	276
Paige, Marcus	2012-16	602	Ginyard, Marcus	2005-10	275
Marshall, Kendall	2010-12	581	Reese, Brian	1990-94	266
Lebo, Jeff	1985-89	580	Frasor, Bobby	2005-09	261
Black, Jimmy	1978-82	525	Elston, Darrell	1971-74	259
Hale, Steve	1982-86	503	Ellington, Wayne	2006-09	258
Berry II, Joel	2014-18	451	Green, Danny	2005-09	256
Doherty, Matt	1980-84	446	Noel, David	2002-06	247
McInnis, Jeff	1993-96	435	Wolf, Joe	1983-87	243
Pinson, Theo	2014-18	416	Lynch, George	1989-93	233
Davis, Walter	1973-77	409	Manuel, Jackie	2001-05	229
Williams, Shammond	1994-98	399	Braddock, Jimmy	1979-83	228
Karl, George	1970-73	394	Maye, Luke	2015-19	220
Bucknall, Steve	1985-89	382	Madden, Kevin	1985-90	217
Drew II, Larry	2008-11	378	Daugherty, Brad	1982-86	214
Kuester, John	1973-77	370	Scott, Melvin	2001-05	210
O'Koren, Mike	1976-80	348	Forte, Joseph	1999-01	210
Strickland, Dexter	2009-13	342	Worthy, James	1979-82	208
Calabria, Dante	1992-96	336	Hoffman, Brad	1972-75	205
Capel, Jason	1998-02	329	McCants, Rashad	2002-05	204
Okulaja, Ademola	1995-99	327	Williams, Donald	1991-95	202
Fox, Rick	1987-91	323	Fogler, Eddie	1967-70	199
Jackson, Justin	2014-17	314	Carter, Vince	1995-98	197
Scott, Charles	1967-70	310	Wuycik, Dennis	1969-72	193





# ANNUAL STATISTICS

## 1910-11

### Overall: 7-4

Player	G	GS	FG	FT	PTS	AVE
Marvin Ritch	8	8	26	22	76	9.5
Junius Smith	8	8	34	0	68	8.5
Bill Tillett	8	8	12	0	24	6.0
John Hanes	8	8	10	0	20	2.5
George Carrington	3	1	5	0	10	3.3
Ferdinand Duls	3	2	4	0	8	2.7
Cyrus Long	5	5	3	0	6	1.2
Roy McKnight	0	0	0	0	0	0.0
Bill Wakeley	0	0	0	0	0	0.0
<b>UNC</b>	<b>8</b>	<b>8</b>	<b>94</b>	<b>22</b>	<b>210</b>	<b>26.3</b>

Individual scoring for 1910-11 was not reported until the season's fourth game.  
The statistics include the final eight games of the season.



1910-11

## 1911-12

### Overall: 4-5

Player	G	GS	FG	FT	PTS	AVE
Junius Smith	5	4	19	22	60	12.0
George Carrington	5	5	9	1	19	3.8
Bill Tillett	5	5	9	0	18	3.6
Roy Erwin	5	5	5	0	10	2.0
Lenoir Chambers	5	5	4	0	8	1.6
Cyrus Long	4	0	4	0	8	2.0
Roy McKnight	2	1	2	0	4	2.0
Lewis Stein	1	0	0	0	0	0.0
<b>UNC</b>	<b>5</b>	<b>5</b>	<b>52</b>	<b>23</b>	<b>127</b>	<b>25.4</b>

1911-12 statistics available for five of the nine games played.

## 1912-13

### Overall: 4-5

Player	G	GS	FG	FT	PTS	AVE
Meb Long	11	11	34	43	111	10.1
George Carrington	11	11	32	2	66	6.0
Bill Tillett	11	11	21	5	47	4.3
Lenoir Chambers	11	11	13	0	26	2.4
Herman Redmon	10	9	7	0	14	1.4
Roy Homewood	7	2	2	0	4	0.6
Lucius Ranson	5	0	0	0	0	0.0
John Parker	1	0	0	0	0	0.0
<b>UNC</b>	<b>11</b>	<b>11</b>	<b>109</b>	<b>50</b>	<b>268</b>	<b>24.4</b>

## 1913-14

### Overall: 10-8

Player	G	GS	FG	FT	PTS	AVE
Meb Long	17	17	73	70	216	12.7
Carey Dowd	17	17	83	0	166	9.8
George Tandy	6	5	16	41	73	6.8
John Johnson	13	13	22	0	44	3.4
Raby Tennent	18	18	9	0	18	1.0
Ben Edwards	6	3	9	0	18	3.0
Roy Homewood	2	1	5	0	10	5.0
Robert Goodson	2	0	5	0	10	5.0
Cy Long	2	2	4	0	8	4.0
Lenoir Chambers	4	4	3	0	6	1.5
Preston Andrews	5	2	2	0	4	0.8
Rusty Davis	8	7	1	0	2	0.3
James Pou	1	0	1	0	2	2.0
Charles Fleming	2	1	0	0	0	0.0
<b>UNC</b>	<b>18</b>	<b>18</b>	<b>233</b>	<b>111</b>	<b>577</b>	<b>32.1</b>

## 1914-15

### Overall: 6-10

Player	G	GS	FG	FT	PTS	AVE
Meb Long	16	16	57	63	177	11.1
George Tandy	13	13	44	3	91	7.0
John Johnson	11	11	21	0	42	3.8
Preston Andrews	10	10	17	0	34	3.4
Clem Holding	5	3	8	0	16	3.2
Rusty Davis	10	8	6	0	12	1.2
Raby Tennent	15	15	4	0	8	0.5
Ed Keesler	1	1	2	0	4	4.0
Roy Homewood	3	1	1	0	2	0.7
Walter Fuller	2	2	0	0	0	0.0
George Loughran	1	1	0	0	0	0.0
<b>UNC</b>	<b>16</b>	<b>16</b>	<b>160</b>	<b>66</b>	<b>386</b>	<b>24.1</b>

**1915-16****Overall: 12-6**

Player	G	GS	FG	FT	PTS	AVE
Meb Long	17	16	92	65	249	14.7
John Johnson	18	18	26	40	92	5.1
Yank Tandy	7	7	18	0	36	5.1
Carlyle Shepard	4	4	15	0	30	7.5
Preston Andrews	5	5	11	4	26	5.2
Raby Tennent	18	18	12	1	25	1.4
Moulton Massey	5	5	12	0	24	4.8
Rusty Davis	12	8	9	0	18	1.5
Boyce Scruggs	9	2	5	0	10	1.1
Roy Homewood	3	2	3	0	6	2.0
James Cowan	5	1	2	0	4	0.8
Clem Holding	5	1	2	0	4	0.8
Owen Fitzsimmons	5	3	1	0	2	0.4
Fred Patterson	0	0	0	0	0	0.0
<b>UNC</b>	<b>18</b>	<b>18</b>	<b>209</b>	<b>110</b>	<b>526</b>	<b>29.2</b>

**1916-17****Overall: 5-4**

Player	G	GS	FG	FT	PTS	AVE
Mac McDuffie	9	9	40	20	100	11.1
Elliot Grandin	9	8	39	21	99	11.0
Carlyle Shepard	9	9	47	0	94	10.4
Buzz Tennent	9	9	4	0	8	0.9
Raby Tennent	9	8	3	0	6	0.7
Sis Perry	3	1	2	0	4	1.3
Rennie Cuthbertson	3	1	1	0	2	1.7
Luther Hodges	0	0	0	0	0	0.0
Frank Kendrick	0	0	0	0	0	0.0
John Gwynn	0	0	0	0	0	0.0
Bryce Little	0	0	0	0	0	0.0
Peter Lynch	0	0	0	0	0	0.0
Beemer Harrell	0	0	0	0	0	0.0
<b>UNC</b>	<b>9</b>	<b>9</b>	<b>136</b>	<b>41</b>	<b>313</b>	<b>34.8</b>

**1917-18****Overall: 9-3**

Player	G	GS	FG	FT	PTS	AVE
Peter Lynch	12	12	64	29	157	13.1
Billy Carmichael	11	10	54	1	109	9.9
Bailey Liipfert	12	12	39	2	80	6.7
Buzz Tennent	12	12	32	0	64	5.3
Sis Perry	2	2	13	0	26	13.0
Rennie Cuthbertson	12	12	11	0	22	1.8
John Gwynn	4	0	2	0	4	1.0
John Morris	3	0	0	0	0	0.0
Luther Hodges	1	0	0	0	0	0.0
James Farrington	1	0	0	0	0	0.0
Sam Ravenel	0	0	0	0	0	0.0
<b>UNC</b>	<b>12</b>	<b>12</b>	<b>211</b>	<b>32</b>	<b>462</b>	<b>38.5</b>

**1918-19****Overall: 9-7**

Player	G	GS	FG	FT	PTS	AVE
Peter Lynch	16	16	62	64	188	11.8
Billy Carmichael	14	14	81	1	163	11.6
Bailey Liipfert	14	14	35	0	70	5.0
Rennie Cuthbertson	10	10	31	1	63	6.3
Robert Griffith	13	1	15	0	30	2.3
Sanford Brown	11	7	7	0	14	1.3
John Morris	16	16	4	0	8	0.5
Luther Hodges	3	0	0	0	0	0.0
James Dowd	2	2	0	0	0	0.0
Bill Rourke	0	0	0	0	0	0.0
Holmes Sawyer	0	0	0	0	0	0.0
<b>UNC</b>	<b>16</b>	<b>16</b>	<b>235</b>	<b>66</b>	<b>536</b>	<b>33.3</b>

**1919-20****Overall: 8-9**

Player	G	GS	FG	FT	PTS	AVE
Billy Carmichael	16	15	47	78	172	10.8
Carlyle Shepard	16	16	46	0	92	5.8
Bailey Liipfert	15	11	45	0	90	6.0
Jay Douglass	12	12	27	0	54	4.6
Bill Rourke	13	10	15	0	30	2.3
John Morris	16	11	10	0	20	1.3
Jesse Erwin	8	2	6	0	12	1.5
Bob Griffith	7	2	3	0	6	0.9
Sanford Brown	2	1	1	0	2	1.0
Ches Woodall	1	0	0	0	0	0.0
Tom Kittrell	1	0	0	0	0	0.0
<b>UNC</b>	<b>16</b>	<b>16</b>	<b>200</b>	<b>78</b>	<b>478</b>	<b>29.9</b>
<b>Opponents</b>	<b>16</b>	<b>16</b>	<b>189</b>	<b>95</b>	<b>473</b>	<b>29.6</b>

**1920-21****Overall: 12-8**

Player	G	GS	FG	FT	PTS	AVE
Cart Carmichael	19	18	83	120	286	15.1
Carlyle Shepard	20	19	62	0	124	6.2
Monk McDonald	19	18	36	11	83	4.4
Howard Hanby	20	18	40	0	80	4.0
Bailey Liipfert	11	8	23	0	46	4.2
Jesse Erwin	19	12	17	0	34	1.8
John Morris	9	4	4	0	8	0.9
Lloyd Williams	6	1	1	0	2	0.3
Ches Woodall	9	2	0	0	0	0.0
George Eaton	1	0	0	0	0	0.0
Bill Rourke	1	0	0	0	0	0.0
Robert Murray	1	0	0	0	0	0.0
<b>UNC</b>	<b>20</b>	<b>20</b>	<b>266</b>	<b>131</b>	<b>663</b>	<b>33.2</b>
<b>Opponents</b>	<b>20</b>	<b>20</b>	<b>192</b>	<b>102</b>	<b>486</b>	<b>24.3</b>

**1921-22****Overall: 15-6, Southern Conference: 3-3 (T-7th)**

Player	G	GS	FG	FT	PTS	AVE
Cart Carmichael	21	20	63	139	265	12.6
Billy Carmichael	21	20	48	31	127	6.0
Winton Green	21	19	57	3	117	5.6
Sis Perry	20	19	53	0	106	5.3
Monk McDonald	21	20	39	0	78	3.7
Carl Mahler	11	2	6	0	12	1.1
John Purser	6	1	4	0	8	1.3
T.B. Wright	1	0	2	0	4	4.0
Henry Lineberger	3	2	1	0	2	0.7
John Ambler	2	0	1	0	2	1.0
Abe Neiman	2	0	1	0	2	1.0
Tom Graham	4	1	0	0	0	0.0
Lloyd Williams	3	1	0	0	0	0.0
Sanford Brown	1	0	0	0	0	0.0
<b>UNC</b>	<b>21</b>	<b>21</b>	<b>275</b>	<b>172</b>	<b>723</b>	<b>34.4</b>
<b>Opponents</b>	<b>21</b>	<b>21</b>	<b>224</b>	<b>150</b>	<b>598</b>	<b>28.5</b>

**1922-23****Overall: 15-1, Southern Conference: 5-0 (T-1st)**

Name	G	GS	FG	FT	PTS	AVE
Cart Carmichael	16	16	52	135	239	14.9
Winton Green	16	16	68	0	136	8.5
Sam McDonald	16	16	39	0	78	4.9
Carl Mahler	15	15	29	0	58	3.9
Monk McDonald	15	15	26	0	52	3.5
Jimmy Poole	7	0	3	0	6	0.9
John Purser	7	0	2	0	4	0.6
Tom Graham	6	1	1	0	2	0.3
Henry Lineberger	2	0	0	0	0	0.0
Abe Neiman	1	1	0	0	0	0.0
Dan Penton	1	0	0	0	0	0.0
<b>UNC</b>	<b>16</b>	<b>16</b>	<b>220</b>	<b>135</b>	<b>575</b>	<b>35.9</b>
<b>Opponents</b>	<b>16</b>	<b>16</b>	<b>140</b>	<b>83</b>	<b>363</b>	<b>22.7</b>

**1923-24****Overall: 26-0, Southern Conference: 7-0, T-1st), Helms Trophy National Champions**

Player	G	GS	FG	FT	PTS	AVE
Jack Cobb	26	26	134	85	353	13.6
Cart Carmichael	26	26	92	50	234	9.0
Monk McDonald	23	23	46	33	125	5.4
Winton Green	13	12	42	11	95	7.3
Billy Devin	21	16	27	12	66	3.1
Bill Dodderer	25	25	25	8	58	2.3
Troy Johnson	12	1	8	2	18	1.5
Jimmy Poole	8	0	4	1	9	1.1
Don Koonce	6	0	1	0	2	0.3
Henry Lineberger	10	0	0	0	0	0.0
Johnny Purser	1	0	0	0	0	0.0
Sam McDonald	1	1	0	0	0	0.0
Dan Penton	1	0	0	0	0	0.0
<b>UNC</b>	<b>26</b>	<b>26</b>	<b>379</b>	<b>202</b>	<b>960</b>	<b>36.9</b>
<b>Opponents</b>	<b>26</b>	<b>26</b>	<b>188</b>	<b>144</b>	<b>520</b>	<b>20.0</b>

**1923-24 HELMS NATIONAL CHAMPIONS**



# 1924-25

Overall: 20-5, Southern Conference: 8-0 (1st)

Player	G	GS	PTS	AVE
Jack Cobb	21	21	200	9.5
John Purser	25	25	197	7.9
Sam McDonald	25	25	174	7.0
Bill Dodderer	25	25	78	3.1
Billy Devin	25	25	77	3.1
Jimmy Poole	18	4	51	2.8
Bunn Hackney	12	0	10	0.8
Bob Sides	4	0	4	1.0
Red Barber	5	0	2	0.4
Billy Harvell	2	0	2	1.0
Lawrence Watt	1	0	0	0.0
Harry Howell	1	0	0	0.0
<b>UNC</b>	<b>25</b>	<b>25</b>	<b>795</b>	<b>31.8</b>
<b>Opponents</b>	<b>25</b>	<b>25</b>	<b>505</b>	<b>20.2</b>

# 1925-26

Overall: 20-5, Southern Conference: (7-0, T-1st)

Player	G	GS	PTS	AVE
Jack Cobb	25	22	296	11.8
Bunn Hackney	25	18	172	6.9
Artie Newcombe	21	13	119	5.7
Bill Dodderer	24	19	82	3.4
Billy Devin	20	18	75	3.6
Bob Sides	13	7	56	4.3
Billy Vanstory	20	5	55	2.8
Abe Neiman	17	10	37	2.2
Red Barber	12	7	24	2.0
Worth Morris	16	6	15	0.9
Bill Holden	4	0	2	0.5
Aubrey Perkins	3	0	2	0.7
Billy Harvell	2	0	2	1.0
Emmett Underwood	1	0	0	0.0
Ikie Calhoun	1	0	0	0.0
Glenn Wilson	1	0	0	0.0
Robert Davis	1	0	0	0.0
Carr Purser	1	0	0	0.0
Bill DeLancy	1	0	0	0.0
Bill Ragan	1	0	0	0.0
<b>UNC</b>	<b>25</b>	<b>25</b>	<b>937</b>	<b>37.5</b>
<b>Opponents</b>	<b>25</b>	<b>25</b>	<b>581</b>	<b>23.2</b>

# 1926-27

Overall: 17-7, Southern Conference: (7-3, 8th)

Name	G	GS	PTS	AVE
Bill Vanstory	24	22	194	8.1
Rufus Hackney	24	23	140	5.8
Bunn Hackney	24	22	137	5.7
Red Price	23	13	76	3.3
Carr Purser	19	9	69	3.6
George Cathey	13	8	61	4.7
Worth Morris	23	20	47	2.0
Bob Sides	12	0	27	2.3
Henry Satterfield	11	0	15	1.4
Aubrey Perkins	6	0	12	2.0
Robert Baggett	11	3	11	1.0
Bill Sharpe	2	0	1	0.5
Emanuel Evans	3	0	0	0.0
Ikie Calhoun	1	0	0	0.0
John Watkins	1	0	0	0.0
<b>UNC</b>	<b>24</b>	<b>24</b>	<b>790</b>	<b>32.9</b>
<b>Opponents</b>	<b>24</b>	<b>24</b>	<b>518</b>	<b>21.6</b>

**1927-28****Overall: 17-2, Southern Conference: 8-1, T-3rd)**

Player	G	GS	FG	FT	PTS	AVE
Rufus Hackney	19	18	60	28	148	7.8
Henry Satterfield	19	10	54	11	119	6.3
Bill Vanstory	15	12	38	9	85	5.7
Carr Purser	18	15	37	11	85	4.7
Bill Dodderer	16	13	30	17	77	4.8
Worth Morris	19	19	25	6	56	2.9
Red Price	9	5	17	4	38	4.2
George Cathey	12	3	11	7	29	2.4
Puny Harper	6	0	4	0	8	1.3
Winslow Smith	4	0	1	0	2	0.5
Aubrey Perkins	5	0	1	0	2	0.4
Julian Fenner	4	0	0	0	0	0.0
Billy Brown	3	0	0	0	0	0.0
Robert Davis	2	0	0	0	0	0.0
George Race	2	0	0	0	0	0.0
Robert Hayes	1	0	0	0	0	0.0
John Wiley	1	0	0	0	0	0.0
Ransom Gurganus	1	0	0	0	0	0.0
Bill Turner	1	0	0	0	0	0.0
<b>UNC</b>	<b>19</b>	<b>19</b>	<b>278</b>	<b>93</b>	<b>649</b>	<b>34.2</b>
<b>Opponents</b>	<b>19</b>	<b>19</b>	<b>166</b>	<b>73</b>	<b>405</b>	<b>21.3</b>

**1928-29****Overall: 17-8, Southern Conference: 12-2 (2nd)**

Player	G	GS	FG	FT	PTS	AVE
Henry Satterfield	25	20	85	13	183	7.3
Rufus Hackney	25	25	73	22	168	6.7
Billy Brown	20	20	53	12	118	5.9
Artie Marpet	23	19	37	14	88	6.3
George Cathey	21	15	35	11	81	3.9
Puny Harper	18	17	23	8	54	3.0
Red Price	19	6	22	8	52	2.7
Page Choate	7	2	1	3	5	0.7
Winslow Smith	9	1	2	0	4	0.4
Sandy Dameron	6	0	1	1	3	0.5
David Craig	1	0	1	1	3	3.0
Dave Neiman	6	0	1	0	2	0.3
Tom Cleland	1	0	0	0	0	0.0
Dick Prevatte	1	0	0	0	0	0.0
Stuart Farleigh	1	0	0	0	0	0.0
<b>UNC</b>	<b>25</b>	<b>25</b>	<b>333</b>	<b>95</b>	<b>761</b>	<b>30.4</b>
<b>Opponents</b>	<b>25</b>	<b>25</b>	<b>256</b>	<b>135</b>	<b>647</b>	<b>25.9</b>

**1929-30****Overall: 14-11, Southern Conference: 4-7 (16th)**

Player	G	GS	FG	FT	PTS	AVE
Artie Marpet	25	25	61	28	150	6.0
Dave Neiman	21	13	57	26	140	6.7
Sandy Dameron	25	19	38	14	90	3.6
Billy Brown	23	15	26	10	62	2.7
Johnny Green	15	10	25	9	59	3.9
Puny Harper	18	17	25	9	59	3.3
Tom Alexander	19	6	19	13	51	2.7
Jenks Hutchinson	12	3	21	4	46	3.8
Paul Edwards	17	2	14	7	35	2.1
Tom Cleland	15	6	14	5	33	2.2
John Slater	7	5	15	2	32	4.6
Bill Choate	12	4	10	4	24	2.0
Phil Sher	4	0	5	1	11	2.8
Ed Longest	4	0	0	2	2	0.5
Stuart Farleigh	3	0	1	0	2	0.7
George Race	1	0	1	0	2	2.0
Walter Crouch	3	0	0	1	1	0.3
Lofton Brooker	1	0	0	0	0	0.0
Garrison Reid	1	0	0	0	0	0.0
Jim Moore	1	0	0	0	0	0.0
<b>UNC</b>	<b>25</b>	<b>25</b>	<b>332</b>	<b>135</b>	<b>799</b>	<b>32.0</b>
<b>Opponents</b>	<b>25</b>	<b>25</b>	<b>250</b>	<b>144</b>	<b>644</b>	<b>25.8</b>

### 1930-31

Overall: 15-9, Southern Conference: 6-6 (T-9th)

Player	G	GS	FG	FT	PTS	AVE
Sandy Dameron	21	21	56	42	154	7.3
Artie Marpet	24	24	55	33	143	6.0
Tom Alexander	23	21	45	17	107	4.7
J. Paul Edwards	23	17	35	13	83	3.6
Wilmer Hines	21	16	35	10	80	3.8
Jimmy Moore	24	15	32	13	77	3.2
Winslow Smith	16	1	8	2	18	1.1
Tom Cleland	13	2	6	1	13	1.0
Page Choate	17	1	5	1	11	0.6
Bill Markham	10	0	3	1	7	0.7
William Beale	10	0	2	2	6	0.6
Sid Hirsch	2	0	1	0	2	1.0
Harry Hendlin	2	0	1	0	2	1.0
Clyde Leonard	2	0	1	0	2	1.0
David Henry	8	1	0	0	0	0.0
Bloomfield Kendall	3	0	0	0	0	0.0
John Slater	2	0	0	0	0	0.0
Milton Barber	2	0	0	0	0	0.0
Henry Connor	2	0	0	0	0	0.0
Archie Durham	1	0	0	0	0	0.0
Bill Hayes	1	0	0	0	0	0.0
Bucky Harris	1	0	0	0	0	0.0
Lofton Brooker	1	0	0	0	0	0.0
Lee Howell	1	0	0	0	0	0.0
Joe Lineberger	1	0	0	0	0	0.0
Raymond Cohen	1	0	0	0	0	0.0
John Walters	1	0	0	0	0	0.0
<b>UNC Totals</b>	<b>21</b>	<b>21</b>	<b>285</b>	<b>135</b>	<b>705</b>	<b>33.6</b>
<b>Opp. Totals</b>	<b>21</b>	<b>21</b>	<b>186</b>	<b>146</b>	<b>518</b>	<b>24.7</b>

### 1931-32

Overall: 16-5, Southern Conference: 6-3 (T-5th)

Player	G	GS	FG	FT	PTS	AVE
Wilmer Hines	20	19	80	18	178	8.9
Virgil Weathers	20	19	73	21	167	8.4
Tom Alexander	19	19	41	28	110	5.8
J. Paul Edwards	20	19	43	23	109	5.5
Dave McCachren	18	18	17	7	41	2.3
George Brandt	12	1	6	2	14	1.2
Bill Markham	10	1	3	3	9	0.9
Stuart Chandler	9	1	3	1	7	0.7
Milton Barber	2	0	3	1	7	3.5
David Henry	10	1	2	2	6	0.6
Dan Jones	8	2	2	0	4	0.5
Bill Myers	3	0	0	0	0	0.0
Noah Collett	2	0	0	0	0	0.0
John Phipps	2	0	0	0	0	0.0
Joe Lineberger	2	0	0	0	0	0.0
Lofton Brooker	1	0	0	0	0	0.0
Cecil Longest	1	0	0	0	0	0.0
Henry Connor	0	0	0	0	0	0.0
Ike Minor	0	0	0	0	0	0.0
Brodie Nalle	0	0	0	0	0	0.0
Bucky Harris	0	0	0	0	0	0.0
<b>UNC</b>	<b>20</b>	<b>20</b>	<b>273</b>	<b>106</b>	<b>652</b>	<b>32.6</b>
<b>Opponents</b>	<b>20</b>	<b>20</b>	<b>194</b>	<b>112</b>	<b>500</b>	<b>25.0</b>

### 1932-33

Overall: 12-5, Southern Conference: 5-3 (T-5th)

Player	G	GS	FG	FT	PTS	AVE
Wilmer Hines	17	17	71	30	172	10.1
Virgil Weathers	17	17	61	21	143	8.4
Stuart Aiken	17	17	36	12	84	4.9
George Brandt	17	13	31	14	76	4.5
Dave McCachren	17	16	14	19	47	2.8
Jason Glace	10	4	13	18	44	4.4
William Beale	12	1	9	7	25	2.1
Morrie Long	12	0	10	4	24	2.0
David Henry	13	0	7	0	14	1.1
Bill Markham	5	0	4	0	8	1.6
Stuart Chandler	9	0	2	2	6	0.7
Buck Harris	2	0	2	0	4	2.0
Brodie Nalle	3	0	1	0	2	0.7
Eugene Zaiser	3	0	0	2	2	0.7
Ike Minor	3	0	0	0	0	0.0
<b>UNC</b>	<b>17</b>	<b>17</b>	<b>261</b>	<b>129</b>	<b>651</b>	<b>38.3</b>
<b>Opponents</b>	<b>17</b>	<b>17</b>	<b>178</b>	<b>138</b>	<b>494</b>	<b>29.1</b>



### 1933-34

Overall: 18-4, Southern Conference: 12-2 (T-2nd)

Player	G	GS	FG	FT	PTS	Ave
Virgil Weathers	22	21	66	40	172	7.8
Stuart Aitken	19	17	62	11	135	7.1
Jason Grace	21	19	37	36	110	5.2
Jim McCachren	22	21	38	24	100	4.5
Dave McCachren	22	21	30	21	81	3.7
Morrie Long	18	5	24	10	58	3.2
Melvin Nelson	14	1	12	3	27	1.9
Earle Beale	17	1	10	6	26	1.5
Ernest Blood	18	1	5	1	11	0.6
Bucky Harris	10	1	2	1	5	0.5
Paul Kaveny	8	0	2	0	4	0.5
Bill Moore	1	0	0	1	1	1.0
George Brandt	2	0	0	0	0	0.0
<b>UNC</b>	<b>22</b>	<b>22</b>	<b>288</b>	<b>156</b>	<b>730</b>	<b>33.2</b>
<b>Opponents</b>	<b>22</b>	<b>22</b>	<b>195</b>	<b>138</b>	<b>528</b>	<b>24.0</b>

### 1934-35

Overall: 23-2, Southern Conference: 12-1 (1st)

Player	G	GS	FG	FT	PTS	Ave
Mel Nelson	25	25	85	70	240	9.6
Stuart Aitken	25	25	69	28	166	6.6
Jason Grace	23	21	40	49	129	5.6
Jim McCachren	25	25	41	26	108	4.3
Paul Kaveny	21	5	34	5	73	3.5
Bucky Harris	24	20	21	13	55	3.7
Latch Webster	17	4	9	12	30	1.8
Ben Blood	15	0	8	3	19	1.3
Ike Minor	10	0	2	4	8	0.8
Frank Ramsey	6	0	0	0	0	0.0
Billy Harrison	4	0	0	0	0	0.0
Randy Cooner	1	0	0	0	0	0.0
Jim Hutchins	1	0	0	0	0	0.0
<b>UNC</b>	<b>25</b>	<b>25</b>	<b>309</b>	<b>210</b>	<b>828</b>	<b>33.1</b>
<b>Opponents</b>	<b>25</b>	<b>25</b>	<b>236</b>	<b>134</b>	<b>606</b>	<b>24.2</b>

### 1935-36

Overall: 21-4, Southern Conference: 13-3 (2nd)

Player	G	GS	FG	FT	PTS	Ave
Andy Bershak	25	24	65	41	171	6.8
Mel Nelson	22	19	58	21	137	6.2
Jim McCachren	25	25	59	15	133	4.3
Pete Mullis	25	8	49	28	126	5.0
Paul Kaveny	25	12	54	15	123	4.9
Earl Ruth	24	15	43	14	100	4.2
Latch Webster	25	13	17	20	54	2.2
Ramsey Potts	16	9	12	13	37	2.3
Foy Grubb	12	0	3	0	6	0.5
Henry Wright	5	0	0	0	0	0.0
John Rainey	4	0	0	0	0	0.0
Dave Meroney	0	0	0	0	0	0.0
Abe Bloom	0	0	0	0	0	0.0
Bill Frank	0	0	0	0	0	0.0
Tom Craver	0	0	0	0	0	0.0
Oscar Petrea	0	0	0	0	0	0.0
<b>UNC</b>	<b>25</b>	<b>25</b>	<b>309</b>	<b>210</b>	<b>887</b>	<b>34.0</b>
<b>Opponents</b>	<b>25</b>	<b>25</b>	<b>276</b>	<b>168</b>	<b>720</b>	<b>28.8</b>

### 1936-37

Overall: 18-5, Southern Conference: 14-3 (2nd)

Name	G	GS	FG	FT	Pts.	Avg.
Pete Mullis	23	21	79	33	191	8.3
Earl Ruth	20	18	60	17	137	6.9
Andy Bershak	21	20	50	31	131	6.2
Ramsey Potts	23	23	40	30	110	4.8
Bill McCachren	23	9	46	11	103	4.5
Dave Meroney	23	22	35	18	88	3.8
Hank Wright	15	1	17	5	39	2.2
Pete Boone	16	1	12	7	31	1.9
Foy Grubb	14	0	9	4	22	1.6
Crowell Little	13	0	4	3	11	0.8
Chester Stoopack	3	0	0	1	1	0.3
<b>UNC</b>	<b>23</b>	<b>23</b>	<b>352</b>	<b>147</b>	<b>864</b>	<b>37.6</b>
<b>Opponents</b>	<b>23</b>	<b>23</b>	<b>260</b>	<b>151</b>	<b>671</b>	<b>29.2</b>



1935-36 SOUTHERN CONFERENCE TOURNAMENT CHAMPIONS

**1937-38****Overall: 16-5, Southern Conference: 13-3 (1st)**

Player	G	GS	FG	FT	PTS	AVE
Earl Ruth	21	21	61	29	151	7.2
Andy Bershak	19	17	57	29	143	7.5
Pete Mullis	21	21	50	35	135	6.4
Ben Dilworth	21	21	54	25	133	6.3
Foy Grubb	21	21	43	25	111	5.3
Pete Boone	20	0	16	19	51	2.6
Dick Worley	21	0	11	26	48	2.3
George Stirnweiss	8	4	6	2	14	1.8
Dave Bowman	5	0	4	0	8	1.6
Chester Stoopack	13	0	3	1	7	0.5
Frank Cuneo	6	0	3	1	7	1.2
Foy Roberson	7	0	2	2	6	0.9
Al Mathes	4	0	3	0	6	1.5
Watts Carr	3	0	2	0	4	1.3
Tony Cernugel	2	0	1	2	4	2.0
Albert Carr	2	0	0	0	0	0.0
<b>UNC</b>	<b>21</b>	<b>21</b>	<b>309</b>	<b>210</b>	<b>828</b>	<b>39.4</b>
<b>Opponents</b>	<b>21</b>	<b>21</b>	<b>243</b>	<b>184</b>	<b>670</b>	<b>31.9</b>

**1938-39****Overall: 10-11, Southern Conference: 8-7 (7th)**

Player	G	GS	FG	FT	FT%	PTS	AVE
George Glamack	17	12	58	39-62	.629	155	9.1
Ben Dilworth	21	17	56	26-44	.591	138	6.6
Bill McCachren	21	17	44	33-65	.508	121	5.8
Paul Severin	21	14	48	24-44	.545	120	5.7
Jimmy Howard	20	20	47	24-29	.828	118	5.9
Les Branson	21	17	28	18-27	.667	74	3.5
Dick Worley	17	7	12	10-20	.500	34	2.0
Hank Pessar	7	0	7	4-6	.667	18	2.6
Bill Watson	15	1	4	6-6	100.0	14	0.9
Al Mathes	7	0	4	2-3	.667	10	1.4
Watts Carr	6	0	3	0-2	.000	6	1.0
Frank Cuneo	1	0	1	1-1	100.0	3	3.0
Dave Bowman	1	0	1	1-4	.250	3	3.0
Foy Roberson	12	0	0	1-2	.500	1	0.1
Woody Holland	2	0	0	0-0	.000	0	0.0
<b>UNC</b>	<b>21</b>	<b>21</b>	<b>313</b>	<b>189-315</b>	<b>60.0</b>	<b>815</b>	<b>38.8</b>
<b>Opponents</b>	<b>21</b>	<b>21</b>	<b>308</b>	<b>190-345</b>	<b>55.1</b>	<b>806</b>	<b>38.4</b>

**1939-40****Overall: 23-3, Southern Conference: 11-2 (2nd)**

Player	G	GS	FG	FT	FT%	PTS	AVE
George Glamack	26	26	194	70-115	.609	458	17.6
Jimmy Howard	25	25	59	5-11	.455	123	4.9
Bob Rose	26	9	44	15-32	.469	103	4.0
Paul Severin	21	19	38	17-25	.680	93	4.4
Hank Pessar	25	4	41	10-17	.588	92	3.7
Al Mathes	24	18	36	18-32	.563	90	3.8
Ben Dilworth	21	18	26	12-21	.571	64	3.0
Bob Gersten	26	6	17	3-6	.500	37	1.4
Julian Smith	14	0	13	3-4	.750	29	2.1
Dave Bowman	16	1	10	6-10	.600	26	3.0
Chuck Harnden	14	0	9	5-13	.385	23	1.6
Foy Roberson	18	1	10	0-1	.000	20	1.1
Bill Watson	14	0	8	0-2	.000	16	1.1
Les Branson	21	0	6	3-3	1.000	15	0.7
Frank Cuneo	14	0	3	6-6	1.000	12	0.9
Gails Perry	2	0	2	1-1	1.000	5	2.5
Bill Neely	2	0	2	0-1	.000	4	2.0
Tony Cernugel	1	0	0	0-0	.000	0	0.0
Roy Asch	1	0	0	0-0	.000	0	0.0
Austin Robbins	1	0	0	0-0	.000	0	0.0
<b>UNC</b>	<b>26</b>	<b>26</b>	<b>518</b>	<b>174-300</b>	<b>58.0</b>	<b>1210</b>	<b>46.5</b>
<b>Opponents</b>	<b>26</b>	<b>26</b>	<b>368</b>	<b>198-398</b>	<b>49.7</b>	<b>934</b>	<b>35.9</b>

**1940-41****Overall: 19-1, Southern Conference: 14-1 (1st), NCAA Final 8**

Player	G	GS	FG	FT	FT%	PTS	AVE
George Glamack	28	28	227	124-179	.693	578	20.6
Bob Rose	24	24	71	29-55	.527	171	7.1
Jimmy Howard	27	24	67	11-12	.917	145	5.4
Hank Pessar	27	11	46	15-27	.556	107	4.0
Paul Severin	21	16	29	12-20	.600	70	3.3
Bobby Gersten	28	22	27	7-13	.538	61	2.2
Joe Nelson	13	2	20	8-15	.533	48	3.7
Julian Smith	19	9	18	1-6	.167	37	1.9
George Paine	22	0	14	6-9	.667	34	1.5
Reid Suggs	17	2	15	3-8	.375	33	1.9
Ed Shytle	15	0	6	2-5	.400	14	0.9
Ed Antolini	12	0	5	0-1	.000	10	0.8
Guy Byerly	6	0	3	3-6	.500	9	1.5
George McCachren	8	0	4	0-5	.000	8	1.0
Wray Lewis	7	0	1	2-2	100.0	4	0.6
Chuck Harnden	3	2	1	1-2	.500	3	1.0
Bill Look	1	0	1	0-0	.000	2	2.0
Roy Snyder	1	0	1	0-0	.000	2	2.0
Hank Feimster	2	0	0	0-0	.000	0	0.0
Bob Kornegay	2	0	0	0-0	.000	0	0.0
<b>UNC</b>	<b>28</b>	<b>28</b>	<b>556</b>	<b>224-365</b>	<b>.614</b>	<b>1336</b>	<b>47.7</b>
<b>Opponents</b>	<b>28</b>	<b>28</b>	<b>427</b>	<b>199-374</b>	<b>.532</b>	<b>1053</b>	<b>37.6</b>

**1941-42****Overall: 14-9, Southern Conference: 9-5 (7th)**

Player	G	GS	FG	FT	FT%	Pts.	Avg.
Bob Rose	23	23	103	58-82	.707	264	11.5
Don Wilson	23	3	53	25-34	.735	131	5.7
Bob Gersten	23	23	41	26-31	.839	108	4.7
Julian Smith	23	22	48	10-17	.588	106	4.6
Reid Suggs	23	23	42	15-22	.682	99	4.3
George Paine	23	21	40	12-16	.750	92	4.0
Ed Shytle	20	0	16	10-12	.833	42	2.1
Lewis Haywood	19	0	16	9-12	.750	41	2.2
Ellis Freedman	18	0	6	3-8	.375	15	0.8
Cam Rodman	11	0	5	1-1	100.0	11	1.0
George McCachren	15	0	4	1-4	.250	9	0.6
Wray Lewis	9	0	2	1-1	100.0	5	0.6
Dan Marks	11	0	2	0-1	.000	4	0.4
Ed Antolini	2	0	0	0-0	.000	0	0.0
P.A. Lee	1	0	0	0-0	.000	0	0.0
Bud Shook	1	0	0	0-0	.000	0	0.0
<b>UNC</b>	<b>23</b>	<b>23</b>	<b>378</b>	<b>171-241</b>	<b>.710</b>	<b>927</b>	<b>40.3</b>
<b>Opponents</b>	<b>23</b>	<b>23</b>	<b>306</b>	<b>177-315</b>	<b>.562</b>	<b>789</b>	<b>34.3</b>

**1942-43****Overall: 12-10, Southern Conference: 8-9 (11th)**

Player	G	GS	FG	FT	FT%	PTS	AVE
Fritz Nagy	19	10	68	61-84	.726	197	10.4
Dick Hartley	22	22	83	36-58	.621	202	9.2
Jim White	18	10	41	16-29	.552	98	5.4
Ellis Freedman	22	22	38	14-25	.560	90	4.1
Lew Hayworth	22	21	35	11-24	.458	81	3.7
Dan Marks	20	3	31	11-19	.579	73	3.7
Bob Altmore	20	10	12	11-19	.579	35	1.8
George McCachren	21	10	14	7-15	.467	35	1.7
Ed Lougee	16	2	13	7-15	.467	33	2.1
Jim Hayworth	16	0	5	7-11	.636	17	1.1
Cam Rodman	14	0	6	0-1	.000	12	0.9
Vic Seixas	11	0	5	1-5	.200	11	1.0
George Paine	1	0	1	1-1	100.0	3	3.0
Dick Donnan	1	0	1	1-2	.500	3	3.0
Jack Hussey	1	0	1	0-0	.000	2	2.0
Larry James	5	0	0	1-1	100.0	1	0.2
Taylor Thorne	1	0	0	1-1	100.0	1	1.0
Frank Wideman	2	0	0	0-0	.000	0	0.0
Billy Wood	1	0	0	0-0	.000	0	0.0
<b>UNC</b>	<b>22</b>	<b>22</b>	<b>354</b>	<b>186-310</b>	<b>.600</b>	<b>894</b>	<b>40.6</b>
<b>Opponents</b>	<b>22</b>	<b>22</b>	<b>329</b>	<b>176-319</b>	<b>.552</b>	<b>834</b>	<b>37.9</b>



#### 1943-44

Overall: 17-10, Southern Conference: 9-1 (1st)

Player	G	GS	FG	FT	FT%	PTS	AVE
Bernie Mock	27	24	104	38-57	.667	246	9.1
Boyce Box	27	17	93	15-31	.484	201	7.4
John Dewell	27	24	63	26-42	.619	152	5.6
Jack Fitch	27	25	60	31-64	.484	151	5.6
Soc Creticos	22	8	42	13-21	.619	97	4.4
Bob Altemose	26	3	33	26-38	.684	92	3.5
Buster Stevenson	21	12	31	11-19	.579	73	3.5
Lew Hayworth	24	7	20	12-16	.750	52	2.2
Dick Donnan	27	12	17	8-15	.533	42	1.6
Don Anderson	13	0	14	7-10	.700	35	2.7
Barney Poole	15	1	9	3-6	.500	21	1.4
Jim Poole	4	0	3	0-0	.000	6	1.5
Tom Beach	5	0	2	1-2	.500	5	1.0
Larry Feldman	3	2	0	0-0	.000	0	0.0
Eddie Teague	2	0	0	0-0	.000	0	0.0
Frank Wideman	2	0	0	0-0	.000	0	0.0
William Dowd	1	0	0	0-0	.000	0	0.0
Sam Stallard	1	0	0	0-0	.000	0	0.0
Tom Byrd	1	0	0	0-0	.000	0	0.0
Ken Black	1	0	0	0-0	.000	0	0.0
Larry James	0	0	0	0-0	.000	0	0.0
Oliver Poole	0	0	0	0-0	.000	0	0.0
<b>UNC</b>	<b>27</b>	<b>27</b>	<b>491</b>	<b>191-321</b>	<b>.595</b>	<b>1173</b>	<b>43.4</b>
<b>Opponents</b>	<b>27</b>	<b>27</b>	<b>419</b>	<b>183-317</b>	<b>.577</b>	<b>1021</b>	<b>37.8</b>

#### 1944-45

Overall: 22-6, Southern Conference: 11-3 (4th)

Player	G	GS	FG	FT	FT%	PTS	AVE
Jim Jordan	26	26	117	57-79	.721	291	11.2
John Dillon	28	13	84	41-77	.532	209	7.5
Ira Norfolk	26	21	68	31-42	.738	167	6.4
Don Anderson	28	6	70	35-55	.636	175	6.3
Manny Alvarez	27	16	60	45-73	.616	165	6.1
Bob Paxton	26	12	42	39-68	.574	123	4.7
Bill Allen	28	15	35	38-62	.613	108	3.9
Clive Thompson	27	22	35	22-33	.667	92	3.4
Walter Markin	25	0	26	10-16	.625	62	2.5
Dick Garvin	25	7	19	10-24	.417	48	1.9
Bill Voris	10	0	6	3-4	.750	15	1.5
Clyde King	2	2	5	0-0	.000	10	5.0
Fred Bauer	8	0	3	1-2	.500	7	0.9
Harold Spurlock	7	0	2	0-0	.000	4	0.6
Lew Mendler	3	0	1	1-1	100.0	3	1.0
<b>UNC</b>	<b>28</b>	<b>28</b>	<b>491</b>	<b>333-536</b>	<b>.621</b>	<b>1479</b>	<b>52.8</b>
<b>Opponents</b>	<b>28</b>	<b>28</b>	<b>373</b>	<b>247-476</b>	<b>.519</b>	<b>993</b>	<b>35.5</b>

#### 1945-46

Overall: 30-5, Southern Conference: 13-1 (1st), NCAA Finalist

Player	G	GS	FG	FT	FT%	PTS	AVE
John Dillon	34	34	186	100-162	.617	472	13.9
Jim Jordan	35	34	175	52-82	.634	402	11.5
Bones McKinney	19	18	74	38-64	.593	186	9.8
Bob Paxton	35	35	109	63-103	.612	281	8.0
Don Anderson	30	17	71	26-44	.591	168	5.6
Jim White	35	22	55	32-54	.593	142	4.1
Taylor Thorne	35	13	54	22-34	.647	130	3.7
Lester Hughes	26	2	18	8-18	.444	44	1.7
Roger Scholbe	19	0	15	2-6	.333	32	1.7
Vinnie DeLorenzo	15	0	13	4-7	.571	30	2.0
Jim Hayworth	20	0	4	6-12	.500	14	0.7
Hall Miles	8	0	4	1-2	.500	9	1.1
Buster Stevenson	8	0	2	4-6	.750	8	1.0
Ira Norfolk	8	0	4	0-0	.000	8	1.0
John Fields	8	0	2	2-5	.250	6	0.8
Harold Spurlock	8	0	2	1-3	.330	5	0.6
Marx Nathan	4	0	0	3-3	100.0	3	0.8
Mike Fisher	8	0	0	1-2	.500	1	0.1
<b>UNC</b>	<b>35</b>	<b>35</b>	<b>788</b>	<b>365-607</b>	<b>.601</b>	<b>1941</b>	<b>55.5</b>
<b>Opponents</b>	<b>35</b>	<b>35</b>	<b>528</b>	<b>327-591</b>	<b>.553</b>	<b>1383</b>	<b>39.5</b>



1945-46 NCAA 2ND PLACE

**1946-47****Overall: 19-8, Southern Conference: 10-2 (2nd)**

Player	G	GS	FG	FT	FT%	PTS	AVE
Jim Hamilton	27	27	127	55-90	.611	309	11.4
Bob Paxton	27	27	95	87-120	.725	277	10.3
Jim White	27	25	86	41-61	.672	213	7.9
Norm Kohler	27	25	80	48-76	.632	208	7.7
John Dillon	26	15	70	60-101	.594	200	7.7
Nemo Nearman	20	11	40	26-54	.481	106	5.3
Dick Hartley	22	0	14	9-15	.600	37	1.7
Taylor Thorne	22	2	9	6-9	.667	24	1.1
Jim Hayworth	22	2	7	9-15	.600	23	1.0
Roger Scholbe	14	1	6	5-8	.625	17	1.2
Coy Carson	6	0	3	1-7	.143	7	1.2
Freddy Ryan	5	0	3	0-0	.000	6	1.2
Vic Seixas	4	0	3	0-0	.000	6	1.5
Mervin "King" Cole	4	0	0	0-0	.000	0	0.0
Jack Fitch	1	0	0	0-0	.000	0	0.0
Junie Bailey	1	0	0	0-0	.000	0	0.0
Dan Nyimicz	2	0	0	0-1	.000	0	0.0
Fred Swartzberg	2	0	0	0-0	.000	0	0.0
<b>UNC</b>	<b>27</b>	<b>27</b>	<b>543</b>	<b>347-556</b>	<b>.624</b>	<b>1433</b>	<b>53.1</b>
<b>Opponents</b>	<b>27</b>	<b>27</b>	<b>471</b>	<b>308-554</b>	<b>.556</b>	<b>1250</b>	<b>46.3</b>

**1947-48****Overall: 20-7, Southern Conference: 11-4 (3rd)**

Player	G	GS	FG	FT	FT%	PTS	AVE
Bob Paxton	27	27	115	99-162	.610	329	12.2
Nemo Nearman	27	25	54	79-126	.627	187	6.9
John Dillon	27	2	58	66-98	.673	182	6.7
Mervin "King" Cole	27	27	77	11-22	.500	165	6.1
Norman Kohler	21	20	57	42-65	.646	156	7.4
Coy Carson	26	6	44	28-42	.667	116	4.5
Roger Scholbe	22	7	40	9-18	.500	89	4.0
Bill Miller	12	12	31	8-21	.381	70	5.8
Taylor Thorne	25	6	26	10-28	.357	62	2.5
Fred Swartzberg	24	1	16	15-22	.682	47	1.9
Dan Nyimicz	22	2	12	6-10	.600	30	1.4
Marx Nathan	9	0	2	3-3	100.0	7	0.8
Fred Ryan	13	0	2	0-1	.000	4	0.3
Norm Mitchell	4	0	2	0-1	.000	4	1.0
Edwin Wagner	3	0	1	1-1	100.0	3	1.0
Harvey Weinstein	8	0	0	1-3	.333	1	0.1
Dick Hartley	1	0	0	0-0	.000	0	0.0
<b>UNC</b>	<b>27</b>	<b>27</b>	<b>537</b>	<b>378-623</b>	<b>.607</b>	<b>1452</b>	<b>53.8</b>
<b>Opponents</b>	<b>27</b>	<b>27</b>	<b>451</b>	<b>341-578</b>	<b>.590</b>	<b>1243</b>	<b>46.0</b>

**1948-49****Overall: 20-8, Southern Conference: 13-5 (3rd)**

Player	G	GS	FG	FT	FT%	PTS	AVE
Coy Carson	28	28	172	85-125	.680	429	15.3
Nemo Nearman	28	28	76	112-182	.615	264	9.4
Hugo Kappler	28	27	96	48-76	.632	240	8.6
Dan Nyimicz	28	28	94	31-56	.554	219	7.8
John Tsantes	28	2	50	33-56	.589	133	4.8
Charlie Thorne	27	9	51	17-31	.549	119	4.4
Rip Ryan	24	18	39	11-21	.525	89	3.7
Howard Deasy	26	0	25	19-31	.613	69	2.7
Benton Bennett	19	0	5	3-8	.375	13	0.7
Hal Ferraro	15	0	6	0-4	100.0	12	0.8
Norm Mitchell	4	0	5	1-2	.500	11	2.8
Bill White	18	0	2	0-2	.000	4	0.2
Simon Terrell	3	0	1	0-0	.000	2	0.7
Darius Wells	7	0	0	1-1	100.0	1	0.1
Terry Holmes	2	0	0	0-0	.000	0	0.0
Hank Lebed	1	0	0	0-1	.000	0	0.0
Irving Turk	1	0	0	0-0	.000	0	0.0
Thorne Gregory	1	0	0	0-0	.000	0	0.0
<b>UNC</b>	<b>28</b>	<b>28</b>	<b>622</b>	<b>361-596</b>	<b>.606</b>	<b>1605</b>	<b>57.3</b>
<b>Opponents</b>	<b>28</b>	<b>28</b>	<b>542</b>	<b>396-661</b>	<b>.599</b>	<b>1480</b>	<b>52.9</b>

# 1949-50

Overall: 17-12; Southern Conference: 13-6 (5th)

Player	G	GS	FG	FT	FT%	PTS	Ave
Nemo Nearman	29	29	129	125-214	.584	383	13.2
Hugo Kappler	23	21	82	69-109	.633	233	10.1
John Tsantes	29	27	105	48-77	.623	258	8.9
Howard Deasy	28	28	89	47-92	.511	225	8.0
Dick Patterson	28	10	69	36-46	.783	174	6.2
Bill White	27	14	40	39-81	.481	119	4.4
Benton Bennett	28	2	42	25-45	.556	109	3.9
Charles Thorne	14	10	31	17-26	.654	79	5.6
Hal Ferraro	19	4	17	13-19	.684	47	2.5
Darius Wells	19	0	5	2-6	.333	12	0.6
Simon Terrell	15	0	4	1-3	.333	9	0.6
Irving Turk	18	0	1	1-2	.500	3	0.2
Frank Redding	5	0	1	0-0	.000	2	0.4
Leonard Guyes	2	0	0	0-0	.000	0	
0.0							
Marion Godwin	0	0	0	0-0	.000	0	0.0
<b>UNC</b>	<b>29</b>	<b>29</b>	<b>615</b>	<b>423-720</b>	<b>.588</b>	<b>1653</b>	<b>57.0</b>
<b>Opponents</b>	<b>29</b>	<b>29</b>	<b>604</b>	<b>384-652</b>	<b>.589</b>	<b>1592</b>	<b>54.9</b>

# 1950-51

Overall: 12-15, Southern Conference: 9-8 (9th)

Player	GP	FG	FG%	FT	FT%	PTS	AVG
Wallace, Jack	25	113-345	.328	122-192	.635	348	13.9
Grimaldi, Vince	27	132-404	.327	51-85	.600	315	11.7
Deasy, Howard	23	108-292	.370	67-151	.443	283	12.3
Maddie, Bud	20	86-234	.368	52-81	.641	224	11.2
Kappler, Hugo	17	60-152	.395	29-47	.619	148	8.8
Schwarz, Ernie	26	42-140	.300	18-39	.461	102	3.9
Thorne, Charles	26	43-118	.364	12-17	.705	98	3.8
Patterson, Dick	22	36-122	.295	19-40	.475	91	4.1
Carter, Jippy	12	24-53	.453	14-25	.560	62	5.2
White, Bill	20	13-37	.351	6-10	.600	32	1.6
Ferraro, Hal	15	12-36	.333	6-12	.500	30	2.0
Gaines, Tom	9	4-10	.400	2-2	1.000	10	1.1
Phillips, Bob	13	3-10	.300	3-5	.600	9	0.7
Wells, Red	15	2-27	.074	0-1	.000	4	0.3
Harpold, Wayne	6	2-11	.182	0-0	—	6	0.7
Ellington, Bill	8	1-10	.100	1-1	1.000	3	0.4
Redding, Frank	2	1-2	.500	0-1	.000	2	1.0
<b>UNC</b>	<b>27</b>	<b>682-2025</b>	<b>.337</b>	<b>402-709</b>	<b>.567</b>	<b>1766</b>	<b>65.4</b>
<b>Opponents</b>	<b>27</b>					<b>1790</b>	<b>66.3</b>

# 1951-52


Overall: 12-15, Southern Conference: 8-11 (11th)

Player	GP	FG	FG%	FTM	PTS	AVG
Lifson, Al	27	163-401	.406	99	425	15.7
Wallace, Jack	27	115-376	.306	92	322	11.9
Grimaldi, Vince	27	133-429	.310	55	321	11.9
Deasy, Howard	27	86-232	.371	62	234	8.7
Likins, Paul	26	54-125	.432	41	149	5.6
Phillips, Bob	26	34-115	.296	33	101	3.8
Carter, Jippy	18	27-81	.333	22	76	4.2
Schwarz, Ernie	25	23-75	.307	10	56	2.4
Taylor, Cooper	17	11-28	.393	4	26	1.5
Gaines, Tom	10	7-15	.467	1	15	1.5
Dittmar, John	5	2-4	.500	0	4	0.8
Winstead, Skippy	10	1-5	.200	1	3	0.3
Smith, Bill	5	2-2	1.000	2	6	1.2
Redding, Frank	6	1-3	.333	1	3	0.5
Propst, Floyd	1	0-1	.000	0	0	0.0
<b>UNC</b>	<b>27</b>	<b>659-1892</b>	<b>.348</b>	<b>423</b>	<b>1741</b>	<b>64.5</b>
<b>Opponents</b>	<b>27</b>				<b>1794</b>	<b>66.4</b>

# 1952-53

Overall: 17-10, Southern Conference: 15-6 (8th)

Player	GP	FG	FG%	FT	FT%	PTS	AVG
Lifson, Al	23	119-334	.356	100-142	.704	338	14.7
Grimaldi, Vince	27	159-428	.371	64-100	.640	382	14.1
Vayda, Jerry	27	111-266	.417	79-120	.658	301	11.1
Maddie, Bud	27	97-271	.358	106-170	.623	300	11.1
Likins, Paul	26	53-129	.411	54-80	.675	160	6.2
Radovich, Tony	13	38-82	.463	34-44	.792	111	8.5
Wallace, Jack	19	35-107	.327	35-49	.714	105	5.5
Phillips, Bob	26	28-82	.341	52-75	.693	106	4.1
Schwarz, Ernie	24	25-86	.291	17-37	.459	67	2.8
Carter, Jippy	22	14-49	.286	16-31	.516	44	2.0
Winstead, Skippy	19	9-15	.600	12-19	.631	30	1.6
Glancy, Gene	16	12-29	.414	11-22	.500	36	2.3
Long, Albert	4	4-8	.500	1-8	.125	9	2.6
Anisko, Paul	2	3-14	.214	1-2	.500	7	3.5
Powell, Jack	7	3-33	.091	6-13	.461	12	1.7
Bowden, Hal	2	2-3	.667	0-2	.000	4	2.0
Stephenson, Glen	3	2-6	.333	0-0	—	4	1.3
McCabe, Gerald	3	0-2	.000	0-0	—	0	0.0
<b>UNC</b>	<b>27</b>	<b>714-1944</b>	<b>.367</b>	<b>588-914</b>	<b>.643</b>	<b>2016</b>	<b>74.7</b>
<b>Opponents</b>	<b>27</b>					<b>1886</b>	<b>69.9</b>



LENNIE ROSENBLUTH, AL LIFSON and JERRY VAYDA were Carolina's most prolific scorers in the 1950s.



# 1953-54

Overall: 11-10, ACC: 5-6 (5th)

Player	GP	FG	FG%	FT	FT%	REB	AVG	PF	PTS	AVG
Vayda, Jerry	21	123-298	.413	111-176	.631	183	8.7	61	357	17.0
Lifson, Al	19	102-260	.392	74-97	.763	66	3.5	71	278	14.6
Maddie, Bud	14	42-140	.300	54-97	.587	140	10.0	56	138	9.9
Winstead, Skippy	21	63-137	.460	65-103	.631	62	3.0	65	191	9.1
Radovich, Tony	19	62-157	.395	39-50	.780	71	3.7	45	163	8.6
Likins, Paul	21	51-160	.319	53-90	.589	228	10.9	66	155	7.4
McCabe, Gerry	21	28-74	.378	13-24	.542	43	2.1	37	69	3.3
Shores, Tommy	5	3-6	.500	5-8	.625	4	0.8	6	11	2.2
Glancy, Gene	8	4-19	.211	8-14	.571	14	1.9	17	16	2.0
Taylor, Cooper	9	6-17	.353	3-6	.500	7	0.7	14	15	1.7
Long, Albert	16	8-36	.222	8-18	.444	15	0.9	13	24	1.5
Kocornik, Dick	15	7-17	.412	8-23	.348	21	1.4	25	22	1.5
Walker, Cliff	4	0-1	.000	0-0	—	5	1.2	0	0	0.0
Sprague, Pete	1	0-0	—	0-0	—	0	0.0	2	0	0.0
<b>UNC</b>	<b>21</b>	<b>499-1322</b>	<b>.377</b>	<b>441-701</b>	<b>.629</b>	<b>859</b>	<b>40.9</b>	<b>478</b>	<b>1439</b>	<b>68.5</b>
<b>Opponents</b>	<b>21</b>	<b>422-1320</b>	<b>.320</b>	<b>491-725</b>	<b>.677</b>	<b>797</b>	<b>38.0</b>	<b>452</b>	<b>1335</b>	<b>63.6</b>

# 1954-55

Overall: 10-11, ACC: 8-6 (T-4th)

Player	GP	FG	FG%	FT	FT%	REB	AVG	PF	PTS	AVG
Rosenbluth, Lennie	21	189-444	.426	158-222	.712	246	11.7	65	536	25.5
Vayda, Jerry	21	97-250	.388	113-167	.677	190	9.0	62	307	14.6
Lifson, Al	21	93-216	.431	95-139	.683	88	4.2	76	281	13.4
Radovich, Tony	21	85-194	.438	60-80	.750	76	3.6	47	230	11.0
Young, Bob	21	56-165	.339	26-42	.619	67	3.2	64	138	6.6
Likins, Paul	19	13-56	.232	16-29	.552	90	4.7	39	42	2.2
Goodwin, Frank	16	9-30	.300	15-17	.882	17	1.1	20	33	2.1
Clark, Buddy	6	1-3	.333	4-6	.667	3	0.6	0	6	1.0
McCabe, Gerry	12	5-15	.333	0-1	.000	5	0.4	13	10	0.8
Sutton, Ed	7	1-5	.200	2-6	.333	4	0.6	5	4	0.6
Greene, Hilliard	11	0-4	.000	3-9	.333	8	0.7	3	3	0.3
Henderson, Will	6	0-4	.000	2-4	.500	0	0.0	2	2	0.3
<b>UNC</b>	<b>21</b>	<b>549-1386</b>	<b>.396</b>	<b>494-722</b>	<b>.684</b>	<b>794</b>	<b>37.8</b>	<b>396</b>	<b>1592</b>	<b>75.8</b>
<b>Opponents</b>	<b>21</b>	<b>563-1542</b>	<b>.365</b>	<b>471-625</b>	<b>.754</b>	<b>993</b>	<b>47.3</b>	<b>422</b>	<b>1599</b>	<b>76.1</b>

# 1955-56

Overall: 18-5, ACC: 11-3 (T-1st), No. 13 in media poll, No. 11 in coaches poll

Player	GP	FG	FG%	FT	FT%	REB	AVG	PF	PTS	AVG
Rosenbluth, Lennie	23	227-496	.458	160-217	.737	264	11.5	67	614	26.7
Brennan, Pete	23	101-240	.421	107-162	.661	219	9.5	64	309	13.4
Quigg, Joe	23	92-229	.402	91-140	.650	207	9.0	75	275	12.0
Vayda, Jerry	23	67-167	.401	88-121	.727	135	5.9	62	222	9.7
Radovich, Tony	23	52-128	.406	63-76	.829	78	3.4	42	167	7.3
Kearns, Tom	22	38-106	.358	55-85	.647	45	2.0	49	131	5.9
Young, Bob	15	15-49	.306	8-16	.500	34	2.3	11	38	2.5
Cunningham, Bob	20	16-50	.320	17-36	.478	70	3.5	32	49	2.4
Rosemond, Ken	15	10-22	.455	2-16	.333	9	0.6	12	22	1.6
Greene, Hilliard	7	4-12	.333	0-2	.000	7	1.0	4	8	1.1
McCabe, Gerry	7	0-11	.000	2-3	.667	9	1.3	5	2	0.3
Searcy, Roy	8	0-4	.000	2-3	.667	11	1.4	4	2	0.3
<b>UNC</b>	<b>23</b>	<b>623-1515</b>	<b>.411</b>	<b>593-862</b>	<b>.688</b>	<b>1106</b>	<b>48.1</b>	<b>417</b>	<b>1839</b>	<b>80.0</b>
<b>Opponents</b>	<b>23</b>	<b>569-1636</b>	<b>.348</b>	<b>495-747</b>	<b>.663</b>	<b>991</b>	<b>43.1</b>	<b>487</b>	<b>1633</b>	<b>71.0</b>

# 1956-57

Overall: 32-0, ACC: 14-0 (1st), NCAA Champion, No. 1 in in media and coaches polls

Player	GP	FG	FG%	FT	FT%	REB	AVG	PF	PTS	AVG
Rosenbluth, Lennie	32	306-632	.484	285-376	.758	280	8.8	78	897	28.0
Brennan, Pete	32	143-363	.394	185-262	.706	332	10.4	99	471	14.7
Kearns, Tom	32	138-318	.434	135-190	.711	100	3.1	82	411	12.8
Quigg, Joe	31	111-256	.434	97-135	.719	268	8.7	89	319	10.3
Cunningham, Bob	32	87-223	.390	55-92	.598	214	6.6	111	229	7.2
Radovich, Tony	16	21-40	.525	20-26	.769	29	1.8	27	62	3.9
Young, Bob	15	11-43	.256	7-13	.538	32	2.1	32	29	1.9
Rosemond, Ken	15	6-15	.400	5-9	.556	9	0.6	9	17	1.1
Lotz, Danny	24	7-20	.350	9-23	.391	39	1.6	29	23	0.9
Holland, Gehrman	12	4-8	.500	0-1	.000	6	0.5	5	8	0.7
Searcy, Roy	11	0-3	.000	4-5	.800	11	1.0	5	4	0.4
Hathaway, Bill	15	16-48	.333	10-24	.416	75	5.0	10	42	2.8
Groll, Stan	12	10-27	.370	5-9	.556	18	1.5	10	25	2.1
<b>UNC</b>	<b>32</b>	<b>860-1996</b>	<b>.431</b>	<b>817-1165</b>	<b>.701</b>	<b>1495</b>	<b>46.7</b>	<b>586</b>	<b>2537</b>	<b>79.3</b>
<b>Opponents</b>	<b>32</b>	<b>720-2043</b>	<b>.352</b>	<b>658-956</b>	<b>.688</b>	<b>1151</b>	<b>36.0</b>	<b>761</b>	<b>2098</b>	<b>65.6</b>

# 1957-58

Overall: 19-7, ACC: 10-4 (T-2nd), No. 13 in media and No. 12 in coaches polls

Player	GP	MIN	AVE	FG	FG%	FT	FT%	OFF	DEF	REB	AVG	PF	A	TO	BL	ST	PTS	AVG
Brennan, Pete	26			170-388	.438	214-291	.735			303	11.7	85					554	21.3
Kearns, Tom	26			135-328	.412	118-188	.627			93	3.6	71					388	14.9
Shaffer, Lee	26			103-240	.429	80-108	.731			159	6.1	70					286	11.0
Salz, Harvey	26			103-258	.399	64-84	.761			100	3.8	58					266	10.2
Cunningham, Bob	26			50-160	.313	31-52	.596			126	4.8	77					131	5.0
Kepley, Dick	26			44-137	.321	37-50	.740			153	5.9	52					125	4.8
Stanley, Ray	21			19-46	.413	11-20	.550			31	1.5	29					49	2.3
Lotz, Danny	18			5-21	.238	8-15	.533			30	1.7	20					18	1.0
Searcy, Roy	16			7-22	.318	7-12	.583			17	1.1	13					21	1.3
Crotty, John	18			8-17	.471	13-20	.650			11	0.6	18					29	1.6
Poole, Grey	12			0-4	.000	0-1	.000			2	0.1	2					0	0.0
UNC	26			642-1621	.396	583-840	.694			1157	44.5	493					1867	71.8
Opponents	26			605-1563	.387	478-701	.682			1061	40.8	565					1688	64.9

# 1958-59

Overall: 20-5, ACC: 12-2 (T-1st), NCAA First Round, No. 9 in media and No. 6 in coaches polls

Player	GP	MIN	AVE	FG	FG%	FT	FT%	REB	AVG	PF	A	PTS	AVG
Larese, York	25	854	34.2	141-310	.455	96-132	.727	128	5.1	76	73	378	15.1
Shaffer, Lee	25	821	32.8	128-273	.469	74-96	.770	178	7.1	59	30	330	13.2
Moe, Doug	25	846	33.8	106-265	.400	104-164	.634	179	7.2	74	67	316	12.6
Salz, Harvey	25	900	36.0	106-253	.419	83-111	.747	110	4.4	61	64	297	11.9
Kepley, Dick	25	796	31.8	99-224	.442	63-95	.663	183	7.3	58	38	265	10.6
Lotz, Danny	25	308	12.3	25-78	.321	24-38	.631	74	3.0	48	10	74	3.0
Stanley, Ray	23	254	11.0	17-64	.266	25-35	.714	57	2.5	28	16	59	2.6
Brown, Lou	18	91	5.1	12-22	.545	14-23	.608	13	0.7	15	7	38	2.1
Donohue, Jim	11	58	5.3	5-19	.263	8-16	.500	9	0.8	8	4	18	1.6
Crotty, John	16	63	3.9	4-8	.500	4-10	.400	7	0.4	14	2	12	0.8
Holland, Gehrmann	8	15	1.9	1-3	.333	2-2	1.000	0	0.0	3	1	4	0.5
Poole, Grey	8	18	2.3	2-2	1.000	2-2	1.000	3	0.4	4	0	6	0.8
UNC	25			648-1509	.429	501-724	.692	1132	45.3	444	312	1797	71.9
Opponents	25			627-1606	.390	375-598	.627	1113	44.5	500		1629	65.2

# 1959-60

Overall: 18-6, ACC: 12-2 (T-1st), No. 14 in coaches poll

Player	GP	FG	FG%	FT	FT%	REB	AVG	PF	PTS	AVG
Shaffer, Lee	24	169-388	.436	99-126	.786	269	11.2	70	437	18.2
Moe, Doug	12	60-144	.417	82-113	.726	135	11.3	36	202	16.8
Larese, York	24	123-310	.397	131-151	.868	132	5.5	69	377	15.7
Salz, Harvey	23	100-244	.410	99-129	.767	63	2.7	59	299	13.0
Stanley, Ray	24	77-174	.443	64-84	.762	156	6.5	85	218	9.1
Donohue, Jim	24	24-70	.343	23-32	.719	83	3.5	54	71	3.0
Hudock, Jim	21	13-40	.325	13-24	.542	38	1.8	24	39	1.9
Walsh, Donnie	22	15-32	.469	8-18	.444	10	0.5	12	38	1.7
Brown, Lou	19	11-20	.550	5-8	.625	11	0.6	12	27	1.4
Poole, Grey	18	6-23	.261	6-10	.600	35	1.9	20	18	1.0
Poteet, Yogi	15	5-11	.455	2-5	.400	6	0.4	9	12	0.8
Crotty, John	21	3-11	.273	10-15	.667	12	0.6	16	16	0.8
Team						151				
UNC	24	606-1467	.413	542-715	.758	1101	45.9	563	1754	73.1
Opponents	24	531-1415	.375	432-634	.681	1019	42.5	471	1494	62.3

# 1960-61

Overall: 19-4, ACC: 12-2 (1st), No. 5 in media and No. 6 in coaches polls

Player	GP	FG	FG%	FT	FT%	REB	AVG	PF	PTS	AVG
Larese, York	23	204-437	.467	124-158	.785	147	6.4	61	532	23.1
Moe, Doug	23	163-401	.406	143-207	.691	321	14.0	58	469	20.4
Hudock, Jim	23	94-188	.500	78-115	.678	188	8.2	69	266	11.6
Kepley, Dick	23	82-197	.416	41-58	.707	163	7.1	78	205	8.9
Brown, Larry	18	28-54	.519	25-34	.735	28	1.6	37	81	4.5
Poteet, Yogi	21	35-81	.432	10-20	.500	23	1.1	30	80	3.8
McComb, Ken	15	25-49	.510	4-20	.200	62	4.1	43	54	3.6
Walsh, Donnie	18	24-62	.387	9-22	.409	26	1.4	27	57	3.2
Brown, Lou	3	2-7	.286	0-0	—	3	1.0	3	4	1.3
Krause, Dieter	11	3-10	.300	3-10	.300	21	1.9	13	9	0.8
Conlon, Marty	8	2-6	.333	0-0	—	4	0.5	1	4	0.5
Jones, Harry	10	2-5	.400	0-5	.000	8	0.8	9	4	0.4
Callahan, Peppy	1	0-0	—	0-2	.000	0	0.0	0	0	0.0
Team						154				
UNC	23	664-1497	.444	437-651	.671	1148	49.9	429	1765	76.7
Opponents	23	549-1381	.398	414-605	.684	922	40.1	450	1512	65.7

# 1961-62

Overall: 8-9, ACC: 7-7 (T-4th)

Player	GP	FG	FG%	FT	FT%	REB	AVG	PF	PTS	AVG
Brown, Larry	17	90-204	.441	101-127	.795	52	3.1	55	281	16.5
Hudock, Jim	17	98-215	.456	57-89	.640	171	10.1	67	253	14.9
Walsh, Don	17	85-152	.559	57-95	.600	48	2.8	52	227	13.4
Shaffer, Charlie	9	35-55	.636	24-36	.667	49	5.4	24	94	10.4
McSweeney, Bryan	17	43-91	.473	41-60	.683	84	4.9	41	127	7.5
Cooke, Mike	17	41-106	.387	17-27	.630	63	3.7	61	99	5.8
Donohue, Jim	14	31-74	.419	13-20	.650	73	5.2	40	75	5.4
Krause, Dieter	10	16-28	.571	9-21	.429	20	2.0	12	41	4.1
Burns, Charlie	8	6-8	.750	0-0	----	0	0.0	2	12	1.5
Katz, Art	11	3-7	.429	6-8	.750	17	1.5	8	12	1.1
Callahan, Peppy	9	1-10	.100	4-7	.571	2	0.2	5	6	0.7
Jones, Harry	5	1-8	.125	0-1	.000	4	0.8	2	2	0.4
Vinroot, Richard	5	0-1	.000	1-4	.250	1	0.3	5	1	0.2
Team						124				
UNC	17	450-959	.469	330-495	.667	708	41.6	374	1230	72.4
Opponents	17	472-1042	.453	291-475	.613	720	42.4	381	1235	72.6

# 1962-63

Overall: 15-6, ACC: 10-4 (3rd)

Player	GP	FG	FG%	FT	FT%	REB	AVG	PF	PTS	AVG
Cunningham, Billy	21	186-380	.489	105-170	.613	339	16.1	79	477	22.7
Brown, Larry	21	102-231	.442	95-122	.779	50	2.4	71	299	14.2
Poteet, Yogi	21	120-304	.395	41-54	.759	61	2.9	57	281	13.4
Shaffer, Charlie	18	69-130	.531	40-67	.597	130	7.2	37	178	9.9
McSweeney, Bryan	16	44-82	.537	21-34	.618	72	4.5	31	109	6.8
Respass, Ray	21	55-112	.491	31-42	.738	94	4.5	52	141	6.7
Cooke, Mike	20	44-101	.436	12-20	.600	44	2.2	43	100	5.0
Taylor, Bill	1	1-1	.100	0-0	—	0	0.0	0	2	2.0
Galantai, Billy	11	4-11	.364	2-6	.333	15	1.4	6	10	0.9
Brown, Bill	8	1-5	.200	2-2	1.000	2	0.3	1	4	0.5
Krause, Dieter	11	1-3	.333	3-3	1.000	7	0.6	6	5	0.5
Burns, Charlie	7	1-3	.333	0-0	—	1	0.1	0	2	0.3
Bowers, Bruce	1	0-0	—	0-0	—	0	0.0	0	0	0.0
Katz, Art	4	0-0	—	0-0	—	2	0.5	4	0	0.0
Vinroot, Richard	4	0-1	.000	0-0	—	1	0.3	2	0	0.0
Callahan, Peppy	12	0-4	.000	0-0	—	4	0.3	2	0	0.0
Team						96				
UNC	21	628-1368	.459	352-520	.677	918	43.7	390	1608	76.6
Opponents	21	576-1316	.438	335-483	.694	878	41.8	404	1487	70.8

# 1963-64

Overall: 12-12, ACC: 6-8 (5th)

Player	GP	FG	FG%	FT	FT%	REB	AVG	PF	PTS	AVG
Cunningham, Billy	24	233-526	.443	157-249	.631	379	15.8	83	623	26.0
Respass, Ray	24	132-290	.455	52-66	.788	144	6.0	58	316	13.2
Shaffer, Charlie	23	117-221	.529	49-69	.710	138	6.0	75	283	12.3
Cooke, Mike	24	115-253	.455	36-52	.692	74	3.1	71	266	11.1
McSweeney, Bryan	22	43-104	.413	35-51	.686	86	3.9	47	121	5.5
Bennett, Bob	22	32-84	.381	23-41	.561	81	3.7	55	87	4.0
Galantai, Billy	21	28-68	.412	25-33	.758	54	2.6	39	81	3.9
Hassell, Ray	22	11-30	.367	9-16	.563	13	0.6	22	31	1.4
Brown, Bill	20	5-10	.500	8-14	.571	20	1.0	4	18	0.9
Yokley, John	10	6-17	.353	3-9	.333	15	1.5	11	15	1.5
Hassell, Pud	8	3-10	.300	1-3	.333	7	0.9	2	7	0.9
Katz, Art	6	3-6	.500	0-2	.000	12	2.0	4	6	1.0
Smithwick, Jim	4	2-3	.667	1-2	.500	7	1.8	2	5	1.3
Harrison, Bill	2	1-2	.500	0-0	—	0	0.0	2	2	1.0
Ronner, Terry	1	0-0	—	0-0	—	1	1.0	0	0	0.0
Iannarella, Mike	3	0-1	.000	0-0	—	0	0.0	1	0	0.0
Johnson, Earl	1	0-0	—	0-0	—	0	0.0	1	0	0.0
Moore, Jim	1	0-0	—	0-0	—	0	0.0	0	0	0.0
Team						140				
UNC	24	731-1625	.450	399-607	.657	1171	48.8	477	1861	77.6
Opponents	24	723-1657	.436	413-602	.686	1054	43.9	455	1859	77.5

# 1964-65

Overall: 15-9, ACC: 10-4 (T-2nd)

Player	GP	FG	FG%	FT	FT%	REB	AVG	PF	PTS	AVG
Cunningham, Billy	24	237-481	.493	135-213	.634	344	14.3	100	609	25.4
Lewis, Bobby	24	191-391	.488	123-175	.703	192	8.0	53	505	21.0
Respass, Ray	23	86-185	.465	27-33	.818	131	6.7	57	199	8.7
Gauntlett, Tom	23	66-149	.443	27-40	.657	64	2.8	49	159	6.9
Morrison, Ian	22	70-151	.464	9-13	.692	28	1.3	27	149	6.8
Yokley, John	20	25-51	.490	29-42	.690	33	1.7	32	79	4.0
Bennett, Bob	21	30-65	.462	16-32	.500	48	2.3	37	76	3.6
Mirken, Mark	22	20-47	.426	6-16	.375	56	2.5	39	46	2.1
Brown, Bill	16	10-28	.357	18-25	.720	20	1.3	13	38	2.5
Hassell, Ray	15	13-30	.433	7-8	.875	14	0.9	12	33	2.2
Hassell, Pud	15	7-17	.412	2-5	.400	15	1.0	14	16	1.1
Smith, Mike	5	2-3	.667	1-3	.333	0	0.0	2	5	1.0
Smithwick, Jim	7	0-2	.000	0-0	—	5	0.7	3	0	0.0
Team						142				
UNC	24	757-1600	.473	400-605	.661	1092	45.5	438	1914	79.8
Opponents	24	752-1681	.447	359-531	.676	1057	44.0	463	1863	77.6



# 1965-66

Overall: 16-11, ACC: 8-6 (T-3rd)

Player	GP	FG	FG%	FT	FT%	REB	AVG	PF	PTS	AVG
Lewis, Bobby	27	259-489	.530	222-274	.810	142	5.3	59	740	27.4
Miller, Larry	27	219-400	.548	127-187	.679	277	10.3	64	565	20.9
Gauntlett, Tom	27	119-244	.488	27-32	.844	78	2.9	58	265	9.8
Bennett, Bob	27	86-177	.486	51-71	.718	176	6.5	99	223	8.3
Yokley, John	27	67-140	.479	37-55	.673	52	1.9	57	171	6.4
Mirken, Mark	26	30-66	.455	22-33	.667	76	2.9	34	82	3.3
Smithwick, Jim	21	18-33	.545	4-8	.500	22	1.0	19	40	0.9
Hassell, Ray	13	13-20	.650	2-6	.333	9	0.7	18	28	2.2
Moe, Don	23	7-12	.583	5-10	.500	20	0.9	33	19	0.8
Gribble, Dickson	5	6-13	.462	1-1	1.000	13	2.6	0	13	2.6
Frye, Jim	5	6-7	.857	0-0	—	3	0.6	4	12	2.4
Campbell, Greg	15	4-10	.400	4-8	.500	4	0.3	5	12	0.8
Fletcher, Ralph	10	3-6	.500	5-6	.833	6	0.6	2	11	1.1
Smith, Mike	3	0-1	.000	1-2	.500	1	0.3	0	1	0.3
Moore, Jim	11	1-2	.500	0-0	—	4	0.4	1	2	0.2
Team						124				
UNC	27	838-1620	.517	508-693	.733	1007	37.3	453	2184	80.9
Opponents	27	818-1709	.479	369-551	.670	1035	38.3	533	2005	74.3

# 1966-67

Overall: 26-6, ACC: 12-2 (1st), NCAA Final Four, No. 4 in media and No. 3 in coaches polls

Player	GP	FG	FG%	FT	FT%	REB	AVG	PF	PTS	AVG
Miller, Larry	32	278-553	.503	144-218	.661	299	9.3	90	700	21.9
Lewis, Bobby	32	212-472	.449	167-211	.791	176	5.5	82	591	18.5
Clark, Rusty	32	181-328	.552	85-123	.691	330	10.3	107	447	13.9
Grubar, Dick	32	103-209	.493	88-141	.623	94	2.9	90	294	9.2
Bunting, Bill	32	96-212	.453	55-86	.639	179	5.6	85	247	7.7
Gauntlett, Tom	29	53-145	.366	14-23	.608	57	2.0	41	120	4.1
Brown, Joe	26	31-83	.373	10-20	.500	63	2.4	26	72	2.8
Tuttle, Gerald	30	25-53	.472	23-39	.590	14	0.5	35	73	2.6
Fletcher, Ralph	17	14-37	.378	1-9	.111	27	1.6	13	29	1.7
Mirken, Mark	14	9-27	.333	5-6	.833	32	2.3	21	23	1.7
Bostick, Jim	14	8-19	.421	2-5	.400	8	0.6	3	18	1.3
Frye, Jim	5	2-6	.333	0-1	.000	4	0.8	0	4	0.8
Moe, Don	17	4-10	.400	4-12	.333	9	0.5	5	12	0.8
Team						213				
UNC	32	1016-2154	.472	598-894	.669	1505	47.0	598	2630	82.2
Opponents	32	873-1854	.417	531-772	.688	1392	43.5	701	2277	71.2

# 1967-68

Overall: 28-4, ACC: 12-2 (1st), NCAA Finalist, second place, No. 4 in media and No. 4 in coaches polls

Player	GP	FG	FG%	FT	FT%	REB	AVG	PF	PTS	AVG
Miller, Larry	32	268-545	.492	181-256	.707	258	8.1	70	717	22.4
Scott, Charlie	32	234-490	.478	94-141	.667	191	6.0	89	562	17.6
Clark, Rusty	31	187-393	.476	115-168	.684	341	11.0	100	489	15.8
Grubar, Dick	32	97-227	.427	64-90	.711	97	3.0	76	258	8.1
Bunting, Bill	31	85-199	.427	75-110	.682	186	5.8	80	245	7.9
Brown, Joe	32	82-196	.418	37-63	.587	132	4.1	63	201	6.3
Fogler, Eddie	32	26-81	.321	17-26	.654	34	1.1	32	69	2.2
Fletcher, Ralph	23	10-28	.357	21-27	.778	30	1.3	11	41	1.8
Tuttle, Gerald	29	18-47	.383	14-23	.609	20	0.7	32	50	1.7
Frye, Jim	13	7-16	.438	5-7	.714	6	0.5	8	19	1.5
Delany, Jim	17	11-29	.379	1-3	.333	5	0.3	7	23	1.4
Whitehead, Gra	12	2-5	.400	0-0	—	1	0.1	1	4	0.3
Webb, Ricky	7	1-5	.200	0-2	.000	2	0.3	1	2	0.3
Team						208				
UNC	32	1028-2261	.455	624-916	.681	1511	47.2	570	2680	83.8
Opponents	32	912-2052	.444	492-708	.695	1370	42.8	684	2316	72.4

# 1968-69

Overall: 27-5, ACC: 12-2 (1st), NCAA Final Four, No. 4 in media and No. 2 in coaches polls

Player	GP	FG	FG%	FT	FT%	REB	AVG	PF	A	PTS	AVG
Scott, Charlie	32	290-577	.503	134-191	.702	226	7.1	70	108	714	22.3
Bunting, Bill	32	217-363	.598	143-173	.827	247	7.7	99	42	577	18.0
Clark, Rusty	28	145-282	.514	113-157	.720	258	9.2	75	35	403	14.4
Grubar, Dick	28	142-286	.497	80-106	.755	94	3.4	59	80	364	13.0
Dedmon, Lee	32	109-237	.460	59-97	.608	221	6.9	106	46	277	8.7
Fogler, Eddie	32	69-180	.383	26-42	.619	52	1.6	60	107	164	5.1
Brown, Joe	31	54-120	.450	21-38	.553	85	2.7	36	15	129	4.2
Delany, Jim	30	19-53	.358	40-50	.800	15	0.5	22	22	78	2.6
Chadwick, Dave	20	17-35	.486	7-10	.700	32	1.6	9	0	41	2.1
Tuttle, Gerald	32	21-52	.404	12-16	.750	19	0.6	24	25	54	1.7
Gipple, Dale	20	6-24	.250	10-13	.769	13	0.7	8	3	22	1.1
Tuttle, Richard	15	3-5	.600	7-9	.778	4	0.3	4	0	13	0.9
Eggleston, Don	18	1-8	.125	3-7	.429	15	0.8	8	2	5	0.3
Webb, Ricky	13	1-6	.167	1-3	.333	8	0.6	4	0	3	0.2
Team						179					
UNC	32	1094-2228	.491	656-912	.719	1468	45.9	584	485	2844	88.9
Opponents	32	937-2076	.451	547-781	.700	1295	40.5	672	319	2421	75.7

# 1969-70

Overall: 18-9, ACC: 9-5 (T-2nd), NIT First Round

Player	GP	FG	FG%	FT	FT%	REB	AVG	PF	A	PTS	AVG
Scott, Charlie	27	281-611	.460	169-215	.786	232	8.6	58	85	731	27.1
Wuycik, Dennis	27	148-270	.548	81-108	.750	203	7.5	83	39	377	14.0
Dedmon, Lee	25	133-276	.482	80-121	.661	235	9.4	86	46	346	13.8
Chamberlain, Bill	16	76-141	.539	32-49	.653	90	5.6	37	24	184	11.5
Fogler, Eddie	27	79-175	.451	32-49	.653	66	2.4	70	92	190	7.0
Chadwick, Dave	22	50-89	.562	15-27	.556	76	3.5	25	7	115	5.2
Delany, Jim	26	43-98	.439	44-56	.786	21	0.8	51	29	130	5.0
Previs, Steve	27	49-133	.368	32-47	.681	52	1.9	57	45	130	4.8
Gipple, Dale	21	25-44	.568	12-16	.750	18	0.9	17	18	62	3.0
Eggleston, Don	23	18-46	.391	26-33	.788	58	2.5	22	10	62	2.7
Tuttle, Richard	4	4-7	.571	2-4	.500	3	0.8	2	2	10	2.5
Huband, Kim	12	11-20	.550	4-7	.571	13	1.1	3	1	26	2.2
Corson, Craig	15	11-16	.688	4-9	.444	24	1.6	18	4	26	1.7
Earey, Mike	3	1-4	.250	2-2	1.000	0	0.0	0	0	4	1.3
Chambers, Bill	8	2-6	.333	2-4	.500	7	0.9	1	1	6	0.8
Team						138					
UNC	27	931-1936	.481	537-747	.719	1236	45.8	530	403	2399	88.9
Opponents	27	798-1810	.441	532-742	.717	1201	44.5	567	255	2128	78.8

# 1970-71

Overall: 26-6, ACC: 11-3 (1st), NIT Champion, No. 13 in media and No. 13 in coaches polls

Player	GP	FG	FG%	FT	FT%	REB	AVG	PF	A	PTS	AVG
Wuycik, Dennis	29	182-300	.607	169-197	.858	177	6.1	90	80	533	18.4
Chamberlain, Bill	31	179-313	.572	87-123	.707	216	7.0	87	86	445	14.4
Dedmon, Lee	32	136-273	.498	124-170	.729	273	8.5	111	88	396	12.4
Karl, George	32	150-286	.524	92-115	.800	104	3.3	88	78	392	12.3
Chadwick, Dave	32	112-191	.586	54-74	.730	106	3.3	42	28	278	8.7
Previs, Steve	31	78-189	.413	48-73	.658	95	3.1	81	90	204	6.6
Huband, Kim	32	76-150	.507	38-48	.792	74	2.3	48	36	190	5.9
Johnston, Donn	32	37-75	.493	17-28	.607	56	1.8	29	25	91	2.8
Gipple, Dale	32	29-80	.363	21-29	.724	41	1.3	23	46	79	2.5
Chambers, Bill	21	14-26	.538	20-25	.800	26	1.2	9	4	48	2.3
Eggleston, Don	14	6-12	.500	3-10	.300	13	0.9	4	2	15	1.1
Corson, Craig	27	6-23	.261	10-19	.526	39	1.4	29	10	22	0.8
Tuttle, Richard	14	4-9	.444	1-4	.250	4	0.3	3	7	9	0.6
Cox, John	9	1-5	.200	1-3	.333	4	0.4	4	2	3	0.3
Austin, John	12	0-3	.000	1-5	.200	5	0.4	6	4	1	0.1
Team						149					
UNC	32	1010-1935	.522	686-923	.743	1382	43.2	654	586	2706	84.6
Opponents	32	835-1993	.419	627-895	.701	1206	37.7	681	317	2297	71.8

# 1971-72

Overall: 29-5, ACC: 11-3 (1st), NCAA Final Four, No. 2 in media and coaches' polls

Player	GP	FG	FG%	FT	FT%	REB	AVG	PF	A	PTS	AVG
McAdoo, Robert	31	243-471	.516	118-167	.707	312	10.1	83	72	604	19.5
Wuycik, Dennis	31	189-310	.610	181-212	.854	176	5.7	93	74	559	18.0
Karl, George	29	125-241	.519	89-113	.788	72	2.5	85	124	339	11.7
Chamberlain, Bill	30	134-266	.504	60-83	.723	169	5.6	84	80	328	10.9
Jones, Bobby	31	127-190	.668	62-95	.653	195	6.3	78	75	316	10.2
Huband, Kim	31	60-122	.492	53-57	.930	57	1.8	43	44	173	5.6
Previs, Steve	31	56-135	.415	51-80	.638	83	2.7	81	151	163	5.3
Johnston, Donn	31	35-66	.530	8-17	.471	48	1.5	22	12	78	2.5
Chambers, Bill	29	19-40	.475	31-43	.721	23	0.8	15	14	69	2.4
O'Donnell, John	24	18-40	.450	14-27	.519	26	1.1	17	12	50	2.1
Corson, Craig	29	14-32	.438	15-23	.652	59	2.0	25	13	43	1.5
Hite, Ray	29	7-23	.304	18-24	.750	18	0.6	8	10	32	1.1
Jamison, Roger	5	2-8	.250	0-1	.000	0	0.0	0	1	4	0.8
Elston, Darrell	13	2-10	.200	0-0	.000	7	0.5	7	1	4	0.3
Team						133					
UNC	31	1031-1954	.528	700-942	.743	1378	44.5	641	683	2762	89.1
Opponents	31	808-1918	.421	597-853	.700	1153	37.2	695	368	2213	71.4

# 1972-73

Overall: 25-8, ACC: 8-4 (2nd), NIT third place, No. 11 in media and No. 12 in coaches' polls

Player	GP	FG	FG%	FT	FT%	REB	AVG	PF	A	PTS	AVG
Karl, George	33	219-437	.501	124-163	.761	103	3.1	105	192	562	17.0
Jones, Bobby	33	206-343	.601	84-128	.656	348	10.5	89	130	496	15.0
Stahl, Ed	32	162-340	.476	73-88	.830	194	6.1	104	81	397	12.4
Washington, Donald	7	38-64	.594	10-12	.833	31	4.4	19	13	86	12.3
Elston, Darrell	32	135-261	.517	44-57	.772	93	2.9	65	100	314	9.8
Kupchak, Mitch	33	99-164	.604	56-95	.589	165	5.0	57	34	254	7.7
O'Donnell, John	33	98-171	.573	29-51	.569	66	2.0	81	65	225	6.8
Johnston, Donn	33	89-167	.533	22-30	.733	115	3.5	51	112	200	6.1
Harrison, Ray	22	44-90	.489	7-11	.636	37	1.7	27	47	95	4.3
Hoffman, Brad	32	35-87	.402	22-28	.786	17	0.5	42	46	92	2.9
Waddell, Charles	11	6-13	.462	8-9	.889	7	0.6	5	4	20	1.8
Hite, Ray	29	14-25	.560	9-14	.643	24	0.8	20	26	37	1.3
Bell, Mickey	15	2-6	.333	6-12	.500	8	0.5	6	3	10	0.7
Chambers, Bill	12	3-10	.300	2-2	1.000	4	0.3	4	2	8	0.7
Team						193					
UNC	33	1150-2181	.527	496-703	.706	1405	42.6	675	855	2796	84.7
Opponents	33	967-2161	.447	469-679	.691	1237	37.5	725	419	2403	72.8

# 1973-74

Overall: 22-6, ACC: 9-3 (T-2nd), NIT first round, No. 12 in media and No. 8 in coaches' polls

Player	GP	FG	FG%	FT	FT%	REB	AVG	PF	A	PTS	AVG
Jones, Bobby	28	189-326	.580	74-120	.617	274	9.8	72	80	452	16.1
Elston, Darrell	28	173-346	.500	81-93	.871	90	3.2	71	158	427	15.3
Davis, Walter	27	161-322	.500	65-82	.793	126	4.7	54	72	387	14.3
Kupchak, Mitch	27	123-219	.562	44-70	.629	191	7.1	67	50	290	10.7
Harrison, Ray	28	109-208	.524	29-41	.707	44	1.6	69	85	247	8.8
Stahl, Ed	28	90-184	.489	21-26	.808	131	4.7	85	64	201	7.2
O'Donnell, John	28	62-121	.512	27-42	.643	48	1.7	41	47	151	5.4
LaGarde, Tommy	22	20-36	.556	9-19	.474	34	1.5	24	4	49	2.2
Hite, Ray	28	21-44	.477	11-15	.733	13	0.5	23	37	53	1.9
Chambers, Bill	26	19-32	.594	9-12	.750	16	0.6	6	11	47	1.8
Hoffman, Brad	27	15-41	.366	10-12	.833	4	0.1	15	34	40	1.5
Waddell, Charles	11	7-16	.438	3-6	.500	11	1.0	6	0	17	1.5
Kuester, John	28	10-20	.500	12-15	.800	12	0.4	25	22	32	1.1
Buckley, Bruce	7	2-5	.400	4-8	.500	5	0.7	2	2	8	1.1
Smith, James	8	4-11	.364	0-0	.000	6	0.8	4	3	8	1.0
Bell, Mickey	25	7-13	.538	8-12	.667	13	0.5	9	6	22	0.9
Hanners, Dave	7	3-6	.500	0-0	.000	6	0.9	0	2	6	0.9
Crompton, Geff	2	0-1	.000	0-0	.000	1	0.5	0	0	0	0.0
Shaver, Tony	1	0-0	.000	0-0	.000	0	0.0	1	0	0	0.0
Team						119					
UNC	28	1015-1952	.520	407-577	.705	1144	40.9	574	677	2437	87.0
Opponents	28	870-1895	.459	368-521	.706	1049	37.5	594	354	2108	75.3

# 1974-75

Overall: 23-8, ACC: 11-4 (T-2nd), NCAA Sweet 16, No. 9 in media and No. 10 in coaches' polls

Player	GP	FG	FG%	FT	FT%	REB	AVG	PF	A	PTS	AVG
Kupchak, Mitch	31	239-397	.602	97-150	.647	334	10.8	90	39	575	18.5
Ford, Phil	31	191-370	.516	126-161	.783	85	2.7	74	161	508	16.4
Davis, Walter	31	200-396	.505	98-130	.754	195	6.3	87	137	498	16.1
Hoffman, Brad	31	147-274	.536	37-43	.860	55	1.8	66	125	331	10.7
LaGarde, Tommy	31	83-157	.529	72-98	.735	143	4.6	98	36	238	7.7
Stahl, Ed	29	78-147	.531	30-35	.857	120	4.1	57	30	186	6.4
Kuester, John	31	30-66	.455	33-49	.673	30	0.9	57	61	93	3.0
Bell, Mickey	31	21-33	.636	28-43	.651	47	1.5	32	32	70	2.3
Buckley, Bruce	29	22-31	.710	11-19	.579	19	0.7	10	3	55	1.9
Chambers, Bill	31	16-36	.444	10-18	.556	25	0.8	9	18	42	1.4
Zaliagiris, Tom	18	4-7	.571	2-2	1.000	4	0.2	4	3	10	0.6
Harry, Eric	7	1-3	.333	2-2	1.000	4	0.6	1	1	4	0.6
Coley, Woody	7	1-2	.500	0-0	.000	0	0.0	1	0	2	0.3
Hanners, Dave	29	4-14	.286	3-5	.600	11	0.4	15	12	11	0.4
Team						128					
UNC	31	1037-1933	.536	549-755	.727	1200	38.7	601	658	2623	84.6
Opponents	31	1014-2154	.471	389-556	.700	1090	35.2	699	391	2417	78.0

# 1975-76

Overall: 25-4, ACC: 12-2 (1st), NCAA first round, No. 8 in media and No. 6 in coaches' polls

Player	GP	FG	FG%	FT	FT%	REB	AVG	PF	A	BL	ST	PTS	AVG
Ford, Phil	29	206-387	.532	128-164	.780	51	1.8	72	203	1	52	540	18.6
Kupchak, Mitch	28	190-330	.576	112-150	.747	316	11.3	77	37	32	15	492	17.6
Davis, Walter	29	190-351	.541	101-130	.777	166	5.7	83	96	16	71	481	16.6
LaGarde, Tommy	29	156-255	.612	106-131	.809	221	7.6	89	24	15	26	418	14.4
Kuester, John	29	86-193	.446	30-42	.714	54	1.9	74	154	4	52	202	7.0
Buckley, Bruce	29	51-96	.531	26-33	.788	56	1.9	51	17	0	8	128	4.4
Crompton, Geff	7	12-19	.632	1-2	.500	19	2.7	7	7	4	3	25	3.6
Zaliagiris, Tom	28	17-40	.425	14-20	.700	18	0.6	19	7	0	9	48	1.7
Bradley, Dudley	27	19-65	.292	8-16	.500	33	1.2	24	12	1	13	46	1.7
Hanners, Dave	29	19-39	.487	7-17	.412	18	0.6	43	24	1	21	45	1.6
Chambers, Bill	28	14-38	.368	0-3	.000	13	0.5	12	10	0	7	28	1.0
Doughton, Ged	2	0-1	.000	2-2	1.000	0	0.0	0	2	0	0	2	1.0
Valentine, Keith	10	4-10	.400	1-2	.500	2	0.2	4	4	0	1	9	0.9
Harry, Eric	5	1-4	.250	1-2	.500	4	0.8	2	0	0	0	3	0.6
Coley, Woody	20	1-7	.143	0-1	.000	15	0.8	8	1	0	0	2	0.1
Lutz, Loren	2	0-2	.000	0-0	.000	0	0.0	1	0	0	1	0	0.0
Wiel, Randy	2	0-1	.000	0-0	.000	1	0.5	1	0	0	0	0	0.0
Team						99							
UNC	29	966-1838	.526	537-715	.751	1086	37.4	567	598	74	279	2469	85.1
Opponents	29	886-1886	.470	382-541	.706	1010	34.8	699	403		170	2154	74.3



# 1976-77

Overall: 28-5, ACC: 9-3 (1st), NCAA Finalist, second place, No. 5 in media and No. 3 in coaches' polls

Player	GP	FG	FG%	FT	FT%	REB	AVG	PF	A	BL	ST	PTS	AVG
Ford, Phil	33	230-431	.534	157-184	.853	63	1.9	85	217	1	57	617	18.7
Davis, Walter	32	203-351	.578	91-117	.778	183	5.7	106	104	22	78	497	15.5
LaGarde, Tommy	20	108-182	.593	86-110	.782	147	7.4	69	18	31	18	302	15.1
O'Koren, Mike	33	172-298	.577	114-157	.726	217	6.6	91	60	7	48	458	13.9
Kuester, John	33	125-242	.517	71-87	.816	73	2.2	80	133	4	66	321	9.7
Zaliagiris, Tom	33	52-86	.605	21-38	.553	38	1.2	40	24	3	22	125	3.8
Yonakor, Rich	32	45-91	.495	27-37	.730	79	2.5	36	25	3	10	117	3.7
Krafcisin, Steve	29	29-58	.500	25-35	.714	43	1.5	34	10	5	6	83	2.9
Buckley, Bruce	33	30-79	.380	33-52	.635	76	2.3	56	29	6	15	93	2.8
Wolf, Jeff	23	15-28	.536	8-19	.421	32	1.4	15	4	6	3	38	1.7
Virgil, John	24	12-25	.480	7-11	.636	10	0.4	7	2	2	6	31	1.3
Bradley, Dudley	33	17-48	.354	2-9	.222	39	1.2	33	15	3	19	36	1.1
Wiel, Randy	16	6-13	.462	0-4	.000	10	0.6	2	2	0	2	12	0.8
Doughton, Ged	23	5-12	.417	7-10	.700	8	0.3	5	7	0	1	17	0.7
Colescott, Dave	18	3-10	.300	2-3	.667	6	0.3	12	6	0	4	8	0.4
Coley, Woody	26	2-7	.286	0-0	.000	6	0.2	13	0	0	1	4	0.2
Team						94							
UNC	33	1054-1961	.537	651-873	.746	1124	34.1	684	656	93	356	2759	83.6
Opponents	33	978-2050	.477	440-626	.703	1078	32.7	762	417		218	2396	72.6

# 1977-78

Overall: 23-8, ACC: 9-3 (1st), NCAA first round, No. 16 in media and No. 10 in coaches' polls

Player	GP	FG	FG%	FT	FT%	REB	AVG	PF	A	BL	ST	PTS	AVG
Ford, Phil	30	238-452	.527	149-184	.810	62	2.1	69	172	3	54	625	20.8
O'Koren, Mike	27	173-269	.643	122-163	.748	180	6.7	76	85	7	46	468	17.3
Zaliagiris, Tom	31	120-263	.456	47-83	.566	69	2.2	81	61	4	34	287	9.3
Wood, Al	31	125-207	.604	31-43	.721	121	3.9	73	38	16	24	281	9.1
Yonakor, Rich	21	51-109	.468	17-26	.654	97	4.6	53	40	5	11	119	5.7
Bradley, Dudley	31	76-159	.478	22-41	.537	108	3.5	68	45	4	61	174	5.6
Virgil, John	31	72-124	.581	23-37	.622	35	1.1	35	19	2	15	167	5.4
Wolf, Jeff	30	57-100	.570	29-73	.397	159	5.3	57	42	23	14	143	4.8
Crompton, Geff	27	41-88	.466	19-42	.452	97	3.6	62	25	20	8	101	3.7
Colescott, Dave	31	23-52	.442	17-29	.586	26	0.8	19	37	0	18	63	2.0
Doughton, Ged	28	10-24	.417	14-20	.700	8	0.3	8	18	0	3	34	1.2
Wiel, Randy	12	7-17	.412	0-5	.000	18	1.5	5	2	0	3	14	1.2
Budko, Pete	24	10-24	.417	6-9	.667	34	1.4	22	9	9	2	26	1.1
Pepper, Mike	11	5-7	.714	1-1	1.000	6	0.5	5	2	0	1	11	1.0
Team						91							
UNC	31	1008-1895	.532	497-756	.657	1111	35.8	633	595	93	294	2513	81.1
Opponents	31	875-1769	.495	442-618	.715	935	30.2	710	453		216	2192	70.7

# 1978-79

Overall: 23-6, ACC: 9-3 (T-1st), NCAA second round, No. 9 in media and No. 3 in coaches' polls

Player	GP	FG	FG%	FT	FT%	REB	AVG	PF-D	A	BL	ST	PTS	AVG
Wood, Al	29	210-367	.572	95-125	.760	119	4.1	78	33	23	28	515	17.8
O'Koren, Mike	28	135-259	.521	144-188	.766	202	7.2	77	99	15	46	414	14.8
Bradley, Dudley	29	109-213	.512	48-79	.608	105	3.6	76	57	8	97	266	9.2
Colescott, Dave	26	92-177	.520	42-48	.875	27	1.1	36	44	2	32	226	8.7
Yonakor, Rich	29	71-123	.577	54-74	.730	117	4.0	61	67	8	17	196	6.8
Virgil, John	28	76-133	.571	23-36	.639	39	1.4	40	17	2	12	175	6.3
Doughton, Ged	29	47-100	.470	22-27	.815	36	1.2	26	33	0	16	116	4.0
Wolf, Jeff	28	38-80	.475	12-27	.444	102	3.6	53	12	24	8	88	3.1
Budko, Pete	29	27-51	.529	14-21	.667	58	2.0	31	17	27	4	68	2.3
Pepper, Mike	10	9-15	.600	5-6	.833	3	0.3	4	4	0	5	23	2.3
Black, Jimmy	29	23-48	.479	18-29	.621	19	0.7	28	39	1	11	64	2.2
Wiel, Randy	27	18-34	.529	10-16	.625	14	0.5	11	3	2	0	46	1.7
Kenny, Eric	11	5-11	.455	7-9	.778	11	1.0	10	2	0	2	17	1.5
Brust, Chris	4	1-3	.333	2-3	.667	5	1.3	2	1	0	0	4	1.0
Team						79							
UNC	29	861-1614	.533	496-688	.721	936	32.3	533	428	112	278	2218	76.5
Opponents	29	761-1620	.470	376-508	.740	847	29.2	619	336		171	1898	65.4

# 1979-80

Overall: 21-8, ACC: 9-5 (T-2nd), NCAA second round, No. 15 in media and coaches' polls

Player	GP	FG	FG%	FT	FT%	REB	AVG	PF	A	BL	ST	PTS	AVG
Wood, Al	29	216-378	.571	118-154	.766	151	5.2	78	51	12	27	550	19.0
O'Koren, Mike	29	163-298	.547	99-152	.651	216	7.4	83	104	8	43	425	14.7
Worthy, James	14	74-126	.587	27-45	.600	104	7.4	37	26	22	17	175	12.5
Colescott, Dave	28	80-165	.485	49-70	.700	27	0.9	57	63	0	29	209	7.5
Yonakor, Rich	28	59-126	.468	47-64	.734	112	4.0	51	39	8	13	165	5.9
Virgil, John	29	73-137	.533	23-35	.651	47	1.6	36	12	4	24	169	5.8
Black, Jimmy	27	46-102	.451	42-62	.677	15	0.6	68	85	8	42	134	5.0
Wolf, Jeff	28	38-75	.507	14-30	.467	102	3.6	62	33	28	8	90	3.2
Pepper, Mike	29	35-74	.473	10-15	.667	13	0.4	23	13	0	11	80	2.8
Budko, Pete	29	27-49	.551	5-18	.278	65	2.2	40	17	20	3	59	2.0
Braddock, Jim	29	19-51	.373	10-11	.909	6	0.2	10	13	0	4	48	1.7
Kenny, Eric	26	5-15	.333	3-11	.273	13	0.5	5	4	0	3	13	0.5
Brust, Chris	17	3-7	.429	1-2	.500	6	0.4	9	2	0	1	7	0.4
Team						67							
UNC	29	838-1603	.523	448-669	.670	944	32.6	559	462	110	225	2124	73.2
Opponents	29	798-1610	.496	375-542	.692	861	29.7	584	401		182	1971	68.0

# 1980-81

Overall: 29-8, ACC: 10-4 (2nd), NCAA Finalist, No. 6 in media and coaches' polls

Player	GP	FG	FG%	FT	FT%	REB	AVG	PF	A	BL	ST	PTS	AVG
Wood, Al	37	274-522	.525	121-156	.776	233	6.3	99	49	13	47	669	18.1
Perkins, Sam	37	199-318	.626	152-205	.741	289	7.8	115	27	67	23	550	14.9
Worthy, James	36	208-416	.500	96-150	.640	301	8.4	99	100	35	48	512	14.2
Black, Jimmy	37	89-167	.533	93-118	.788	54	1.5	98	188	1	64	271	7.3
Pepper, Mike	36	98-189	.519	25-32	.781	53	1.5	73	49	2	33	221	6.1
Doherty, Matt	28	57-125	.456	53-75	.707	84	3.0	42	67	3	23	167	6.0
Braddock, Jim	37	39-95	.411	19-23	.826	9	0.2	20	26	1	13	97	2.6
Budko, Pete	23	23-48	.479	1-3	.333	74	3.2	39	18	24	7	47	2.0
Shaffer, Dean	10	3-8	.375	7-10	.700	4	0.4	3	2	0	5	13	1.3
Brust, Chris	35	11-24	.458	14-24	.583	41	1.2	22	6	0	0	36	1.0
Kenny, Eric	35	13-22	.591	10-13	.769	24	0.7	10	6	0	4	36	1.0
Barlow, Jeb	30	6-15	.400	10-12	.833	16	0.5	12	4	0	4	22	0.7
Exum, Cecil	28	8-20	.400	3-5	.600	7	0.3	4	3	0	1	19	0.7
Team						75							
UNC	37	1028-1969	.522	604-826	.731	1264	34.2	636	545	146	272	2660	71.9
Opponents	37	975-2128	.458	394-579	.680	1065	28.8	752	467	-	302	2344	63.4

# 1981-82

Overall: 32-2, ACC: 12-2 (T-1st), NCAA Champion, No. 1 in media and coaches' polls

Player	GP	FG	FG%	FT	FT%	REB	AVG	PF	A	TO	BL	ST	PTS	AVG
Worthy, James	34	203-354	.573	126-187	.674	215	6.3	75	82	94	37	52	532	15.6
Perkins, Sam	32	174-301	.578	109-142	.768	250	7.8	74	35	53	53	33	457	14.3
Jordan, Michael	34	191-358	.534	78-108	.722	149	4.4	91	61	57	8	41	460	13.5
Doherty, Matt	34	122-235	.519	71-92	.772	103	3.0	60	105	64	0	26	315	9.3
Black, Jimmy	34	100-195	.513	59-80	.738	59	1.7	81	213	87	8	58	259	7.6
Braddock, Jim	34	28-62	.452	10-12	.833	17	0.5	16	40	23	0	6	66	1.9
Brust, Chris	33	23-37	.622	10-22	.455	56	1.7	17	14	18	0	8	56	1.7
Peterson, Buzz	30	16-41	.390	3-7	.429	14	0.5	10	16	4	0	4	35	1.2
Exum, Cecil	17	8-21	.381	3-11	.273	17	1.0	9	6	7	0	1	19	1.1
Robinson, Lynwood	14	7-11	.636	1-5	.200	3	0.2	1	3	6	0	4	15	1.1
Barlow, Jeb	28	12-31	.387	4-9	.444	23	0.8	17	6	12	1	4	28	1.0
Martin, Warren	19	7-15	.467	0-5	.000	16	0.8	7	1	5	2	1	14	0.7
Brownlee, John	13	4-7	.571	1-5	.200	14	1.1	6	0	6	1	1	9	0.7
Makkonen, Timo	12	0-0	.000	2-4	.500	4	0.3	7	1	2	0	0	2	0.2
Team						59				6			2	
UNC	34	895-1668	.537	477-689	.692	999	29.4	471	583	438	110	239	2269*	66.7
Opponents	34	811-1742	.466	263-407	.646	873	25.7	641	418	493		188	1885	55.4

\* two UNC points on 2/24/1982 were scored by a Georgia Tech player

# 1982-83

Overall: 28-8, ACC: 12-2 (T-1st), NCAA Final 8, No. 8 in media and coaches' polls

Player	GP	FG	FG%	3FG	3FG%	FT	FT%	REB	AVG	PF	A	TO	BL	ST	PTS	AVG
Jordan, Michael	36	282-527	.535	34-76	.447	123-167	.737	197	5.5	110	56	76	28	78	721	20.0
Perkins, Sam	35	218-414	.527	12-28	.429	145-177	.819	330	9.4	91	47	71	65	41	593	16.9
Doherty, Matt	36	124-283	.438	20-49	.408	111-142	.782	135	3.8	78	150	66	10	32	379	10.5
Braddock, Jim	36	112-226	.496	43-93	.462	67-81	.827	48	1.3	45	149	67	0	34	334	9.3
Daugherty, Brad	35	110-197	.558	0-1	.000	67-101	.663	181	5.2	106	33	52	36	10	287	8.2
Peterson, Buzz	24	69-134	.515	15-30	.500	19-27	.704	43	1.8	28	33	27	0	7	172	7.2
Hunter, Curtis	25	40-76	.526	2-3	.667	25-30	.833	24	1.0	30	19	14	1	12	107	4.3
Martin, Warren	35	43-72	.597	0-0	-	24-41	.585	106	3.0	79	15	40	26	4	110	3.1
Hale, Steve	36	32-74	.432	5-17	.294	24-40	.600	37	1.0	54	70	47	0	19	93	2.6
Exum, Cecil	30	20-41	.488	1-5	.200	12-19	.632	35	1.2	23	18	14	2	6	53	1.8
Brownlee, John	33	20-27	.741	0-0	-	3-9	.333	37	1.1	21	3	20	3	4	43	1.3
Makkonen, Timo	14	2-10	.200	0-0	-	9-15	.600	12	0.9	7	1	6	2	1	13	0.9
Robinson, Lynwood	4	0-1	.000	0-0	-	0-0	.000	0	0.0	1	3	2	0	0	0	0.0
Team								83				7			2	
UNC	36	1072-2082	.515	132-302	.437	629-849	.741	1268	35.2	673	597	509	173	248	2905	80.7
Opponents	36	945-2130	.444	103-260	.396	476-701	.679	1151	32.0	779	489	569		233	2469	68.6

# 1983-84

Overall: 28-3, ACC: 14-0 (1st), NCAA Sweet 16, No. 1 in media and coaches' polls

Player	GP	FG	FG%	FT	FT%	REB	AVG	PF	A	TO	BL	ST	PTS	AVG
Jordan, Michael	31	247-448	.551	113-145	.779	163	5.3	70	64	67	35	50	607	19.6
Perkins, Sam	31	195-331	.589	155-181	.856	298	9.6	70	51	61	60	28	545	17.6
Daugherty, Brad	30	128-210	.610	59-87	.678	167	5.6	92	43	56	29	19	315	10.5
Doherty, Matt	31	115-233	.494	74-97	.763	124	4.0	50	124	67	17	29	304	9.8
Smith, Kenny	23	83-160	.519	44-55	.800	40	1.7	35	114	71	0	28	210	9.1
Hale, Steve	31	63-113	.558	36-43	.837	36	1.2	60	113	65	1	33	162	5.2
Peterson, Buzz	29	45-97	.464	18-20	.900	23	0.8	25	58	29	0	16	108	3.7
Wolf, Joe	30	38-79	.481	25-33	.758	85	2.8	32	14	20	3	5	101	3.4
Exum, Cecil	28	23-39	.590	17-23	.739	25	0.9	17	8	13	3	5	63	2.3
Popson, Dave	29	25-58	.431	6-10	.600	35	1.2	39	13	13	7	4	56	1.9
Morris, Cliff	13	3-5	.600	1-4	.250	3	0.2	2	1	2	0	4	7	0.5
Makkonen, Timo	15	1-6	.167	3-6	.500	9	0.6	7	2	9	2	0	5	0.3
Team						65				3				
UNC	31	966-1779	.543	551-704	.783	1073	34.6	499	605	476	157	221	2483	80.1
Opponents	31	851-1892	.450	308-476	.647	940	30.3	631	455	524		203	2010	64.8

# 1984-85

Overall: 27-9, ACC: 9-5 (T-1st), NCAA Final 8, No. 7 in media and coaches' polls

Player	GP	FG	FG%	FT	FT%	REB	AVG	PF	A	TO	BL	ST	PTS	AVG
Daugherty, Brad	36	238-381	.625	147-198	.742	349	9.7	112	77	103	45	28	623	17.3
Smith, Kenny	36	173-334	.518	98-114	.860	92	2.6	54	235	102	3	64	444	12.3
Hale, Steve	33	132-255	.518	85-97	.876	119	3.6	102	168	88	4	57	349	10.6
Martin, Warren	36	130-218	.596	87-128	.680	199	5.5	103	44	74	81	12	347	9.6
Wolf, Joe	30	112-198	.566	50-64	.781	158	5.3	79	58	59	14	17	274	9.1
Popson, Dave	35	90-170	.529	31-42	.738	87	2.5	66	19	35	9	6	211	6.0
Peterson, Buzz	36	83-190	.437	32-43	.744	65	1.8	31	57	43	0	15	198	5.5
Hunter, Curtis	30	49-87	.563	22-36	.611	36	1.2	34	32	33	1	16	120	4.0
Smith, Ranzino	32	27-79	.342	11-13	.846	19	0.6	18	7	10	1	5	65	2.0
Daye, James	7	2-3	.667	2-3	.667	3	0.4	1	2	2	0	0	6	0.9
Morris, Cliff	12	2-6	.333	4-7	.571	5	0.4	0	0	1	1	0	8	0.7
Brust, Matthew	8	1-3	.333	0-3	.000	4	0.5	2	3	0	0	0	2	0.3
Roper, Gary	10	0-1	.000	0-0	.000	1	0.1	2	0	2	0	0	0	0.0
Team						78				4				
UNC	36	1039-1925	.540	569-748	.761	1215	33.8	604	702	556	159	220	2647	73.5
Opponents	36	989-2197	.450	398-600	.663	1085	30.1	607	534	453		285	2376	66.0

# 1985-86

Overall: 28-6, ACC: 10-4 (3rd), NCAA Sweet 16, No. 8 in media and coaches' polls

Player	GP	FG	FG%	FT	FT%	REB	AVG	PF	A	TO	BL	ST	PTS	AVG
Daugherty, Brad	34	284-438	.648	119-174	.684	306	9.0	92	61	79	36	35	687	20.2
Smith, Kenny	34	164-318	.516	80-99	.808	75	2.2	49	210	96	2	52	408	12.0
Hale, Steve	31	132-248	.532	85-103	.825	99	3.2	77	152	63	2	55	349	11.3
Wolf, Joe	34	149-280	.532	42-59	.712	224	6.6	83	72	71	11	17	340	10.0
Lebo, Jeff	34	130-253	.514	54-73	.740	84	2.5	70	137	46	1	40	314	9.2
Martin, Warren	29	76-126	.603	47-59	.797	131	4.5	76	18	41	81	16	199	6.9
Madden, Kevin	34	68-115	.591	32-46	.696	61	1.8	35	38	34	6	11	168	4.9
Smith, Ranzino	29	50-84	.595	32-40	.800	30	1.0	24	18	20	0	9	132	4.6
Popson, Dave	34	61-121	.504	11-13	.846	88	2.6	70	20	25	12	6	133	4.0
Hunter, Curtis	34	53-87	.609	27-39	.692	47	1.4	45	46	26	0	21	133	3.9
Bucknall, Steve	24	26-53	.491	7-17	.412	36	1.5	14	19	12	1	7	59	2.5
Norwood, Michael	13	2-9	.222	7-10	.700	9	0.7	3	2	3	0	2	11	0.8
Daye, James	18	2-8	.250	8-15	.533	6	0.3	4	7	6	0	0	12	0.7
Team						76								
UNC	34	1197-2140	.559	551-747	.738	1272	37.4	642	800	522	152	271	2945*	86.6
Opponents	34	942-2163	.436	462-672	.688	1108	32.6	697	523	561		255	2346	69.0

\*Two UNC points on 2/4/1986 were scored by a Georgia Tech player

# 1986-87

Overall: 32-4, ACC: 14-0 (1st), NCAA Final 8, No. 2 in media and No. 3 in coaches' polls

Player	GP	FG	FG%	3FG	3FG%	FT	FT%	REB	AVG	PF	A	TO	BL	ST	PTS	AVG
Smith, Kenny	34	208-414	.502	87-213	.408	71-88	.807	76	2.2	47	209	104	3	51	574	16.9
Wolf, Joe	34	212-371	.571	23-40	.575	69-87	.793	240	7.1	85	99	57	11	45	516	15.2
Reid, J.R.	36	198-339	.584	0-0	-	132-202	.653	268	7.4	110	66	94	27	47	528	14.7
Lebo, Jeff	34	156-293	.532	67-149	.450	79-93	.849	72	2.1	73	144	64	3	46	458	13.5
Popson, Dave	36	153-283	.541	0-1	.000	54-70	.771	172	4.8	98	48	50	27	25	360	10.0
Smith, Ranzino	36	99-187	.529	30-67	.448	41-54	.759	51	1.4	33	58	38	1	30	269	7.5
Williams, Scott	36	78-157	.497	0-1	.000	43-77	.558	150	4.2	94	31	49	27	29	199	5.5
Hunter, Curtis	32	59-107	.551	0-2	.000	30-43	.698	78	2.4	44	58	38	1	18	148	4.6
Bucknall, Steve	36	45-91	.495	0-1	.000	42-59	.712	68	1.9	48	43	40	0	19	132	3.7
Hensley, Marty	20	11-21	.524	0-0	-	12-20	.600	17	0.9	10	1	8	2	4	34	1.7
Hyatt, Rodney	15	6-10	.600	1-2	.500	7-8	.875	6	0.4	6	13	7	0	0	20	1.3
Denny, Jeff	21	7-14	.500	4-6	.667	6-9	.667	9	0.4	3	5	4	0	1	24	1.1
Norwood, Michael	22	6-17	.353	1-6	.167	10-16	.625	4	0.2	11	7	13	1	4	23	1.0
Team								118				1				
UNC	36	1238-2304	.537	213-488	.436	596-826	.722	1329	36.9	662	782	567	103	319	3285	91.3
Opponents	36	1043-2210	.472	130-342	.380	479-689	.695	1125	31.3	742	589	660		236	2965	74.9

# 1987-88

Overall: 27-7, ACC: 11-3 (1st), NCAA Final 8, No. 7 in media and No. 8 in coaches' polls

Player	GP	FG	FG%	3FG	3FG%	FT	FT%	REB	AVG	PF	A	TO	BL	ST	PTS	AVG
Reid, J.R.	33	222-366	.607	0-0	-	151-222	.680	293	8.9	113	55	127	38	39	595	18.0
Williams, Scott	34	162-283	.572	3-7	.429	107-159	.673	217	6.4	122	42	80	43	45	434	12.8
Lebo, Jeff	33	120-275	.436	78-168	.464	86-98	.878	87	2.6	66	159	76	1	34	404	12.2
Smith, Ranzino	31	128-255	.502	54-133	.406	52-58	.897	50	1.6	38	40	45	1	15	362	11.7
Bucknall, Steve	33	108-219	.493	9-19	.474	75-94	.798	137	4.2	66	124	70	2	33	300	9.1
Madden, Kevin	32	107-186	.575	19-41	.463	41-60	.683	90	2.8	40	51	45	5	25	274	8.6
Chilcutt, Pete	34	66-117	.564	0-1	.000	36-51	.706	110	3.2	32	43	41	10	10	168	4.9
Fox, Rick	34	59-94	.628	3-9	.333	15-30	.500	63	1.9	68	32	41	5	26	136	4.0
Rice, King	34	22-56	.393	2-12	.167	24-30	.800	26	0.8	20	55	38	0	21	70	2.1
Denny, Jeff	16	7-13	.538	0-0	-	2-5	.400	10	0.6	2	6	5	0	0	16	1.0
Jenkins, Joe	15	7-11	.636	0-0	-	0-0	.000	12	0.8	3	4	3	0	2	14	0.9
Hyatt, Rodney	13	3-11	.273	1-3	.333	3-6	.500	1	0.1	0	4	3	0	1	10	0.8
May, David	15	1-2	.500	0-0	-	2-5	.400	8	0.5	3	1	3	0	1	4	0.3
Elstun, Doug	12	1-4	.250	0-0	-	2-2	1.00	0	0.0	1	0	2	0	0	4	0.3
Team								71				2				
UNC	34	1013-1892	.535	169-393	.430	596-820	.727	1175	34.6	574	618	581	105	252	2791	82.1
Opponents	34	939-2063	.455	195-519	.376	417-605	.689	1043	30.7	687	490	536		260	2490	73.2



# 1988-89

Overall: 29-8, ACC: 9-5 (T-2nd), NCAA Sweet 16, No. 5 in media and No. 4 in coaches' polls

Player	GP	FG	FG%	3FG	3FG%	FT	FT%	REB	AVG	PF	A	TO	BL	ST	PTS	AVG
Reid, J.R.	27	164-267	.614	0-0	—	101-151	.669	170	6.3	81	36	71	21	23	429	15.9
Madden, Kevin	37	224-381	.588	8-31	.258	86-141	.610	177	4.8	67	70	66	17	37	542	14.6
Bucknall, Steve	37	154-333	.462	62-148	.419	113-144	.785	151	4.1	80	196	100	5	40	483	13.1
Lebo, Jeff	32	118-274	.431	66-176	.375	89-103	.864	84	2.6	75	140	77	2	39	391	12.2
Fox, Rick	37	165-283	.583	13-29	.448	83-105	.790	142	3.8	122	76	88	16	47	426	11.5
Williams, Scott	35	165-297	.556	0-2	.000	68-104	.654	254	7.3	113	26	65	50	30	398	11.4
Chilcutt, Pete	37	110-205	.537	3-8	.375	33-53	.623	200	5.4	31	51	56	8	23	256	6.9
Rice, King	37	57-131	.435	18-46	.391	60-73	.822	47	1.3	36	150	72	0	34	192	5.2
Davis, Hubert	35	44-86	.512	4-13	.308	24-31	.774	27	0.8	10	9	12	1	3	116	3.3
Denny, Jeff	35	16-38	.421	12-23	.522	22-27	.815	18	0.5	17	25	18	0	6	66	1.9
Hensley, Marty	21	5-16	.313	0-1	.000	4-7	.571	10	0.5	6	1	5	1	1	14	0.7
Akins, Bill	9	2-6	.333	0-0	—	2-4	.500	3	0.3	1	1	0	0	1	6	0.7
Greene, John	17	2-6	.333	0-0	—	4-5	.800	4	0.2	0	0	1	1	0	8	0.5
May, David	20	2-5	.400	0-1	.000	0-2	.000	6	0.3	6	7	3	0	1	4	0.2
Team								125								
UNC	37	1228-2328	.527	186-478	.389	689-950	.725	1418	38.3	645	788	634	122	285	3331	90.0
Opponents	37	1147-2530	.453	216-637	.339	439-648	.677	1338	36.2	808	603	654		343	2949	79.7

# 1989-90

Overall: 21-13, ACC: 8-6 (T-3rd), NCAA Sweet 16

Player	GP	FG	FG%	3FG	3FG%	FT	FT%	REB	AVG	PF	A	TO	BL	ST	PTS	AVG
Fox, Rick	34	203-389	.522	70-160	.438	75-102	.735	157	4.6	112	84	108	6	54	551	16.2
Williams, Scott	33	190-343	.554	1-7	.143	96-156	.615	240	7.3	114	25	72	41	36	477	14.5
Madden, Kevin	31	120-211	.569	2-12	.167	70-99	.707	147	4.7	57	58	65	7	27	312	10.1
Davis, Hubert	34	111-249	.446	44-111	.396	59-74	.797	60	1.8	42	52	31	6	33	325	9.6
Rice, King	34	97-239	.406	29-94	.309	89-118	.754	69	2.0	51	217	101	0	54	312	9.2
Chilcutt, Pete	34	132-257	.514	12-30	.400	30-42	.714	225	6.6	54	47	69	30	41	306	9.0
Lynch, George	34	112-215	.521	1-3	.333	67-101	.663	183	5.4	105	34	66	14	37	292	8.6
Rödl, Henrik	34	27-55	.491	13-30	.433	12-24	.500	24	0.7	24	21	28	4	13	79	2.3
Denny, Jeff	31	20-57	.351	15-46	.326	8-11	.727	21	0.7	18	40	18	0	7	63	2.0
Harris, Kenny	32	19-47	.404	8-23	.348	10-17	.588	12	0.4	12	12	13	0	5	56	1.8
Wenstrom, Matt	32	10-19	.526	0-0	—	9-14	.643	20	0.6	17	2	7	5	1	29	0.9
Greene, John	10	2-10	.200	0-0	—	0-4	.000	9	0.9	0	0	2	0	0	4	0.4
Cherry, Scott	8	1-7	.143	0-3	.000	0-3	.000	1	0.1	1	2	1	1	1	2	0.3
Team								113				3				
UNC	34	1044-2098	.498	195-519	.376	525-765	.686	1281	37.7	607	594	584	114	309	2808	82.6
Opponents	34	996-2168	.459	206-565	.365	452-625	.693	1193	35.1	697	555	581		293	2650	77.9

# 1990-91

Overall: 29-6, ACC: 10-4 (2nd), NCAA Final Four, No. 4 in media and coaches' polls

Player	GP	FG	FG%	3FG	3FG%	FT	FT%	REB	AVG	PF	A	TO	BL	ST	PTS	AVG
Fox, Rick	35	206-455	.453	67-196	.342	111-138	.804	232	6.6	103	131	102	17	70	590	16.9
Davis, Hubert	35	161-309	.521	64-131	.489	81-97	.835	85	2.4	35	66	37	9	30	467	13.3
Lynch, George	35	172-329	.523	7-10	.700	85-135	.630	258	7.4	91	41	86	15	49	436	12.5
Chilcutt, Pete	35	175-325	.538	5-19	.263	65-85	.765	231	6.6	38	47	60	35	41	420	12.0
Rice, King	35	91-199	.457	26-63	.413	79-109	.725	62	1.8	51	207	76	1	38	287	8.2
Montross, Eric	35	81-138	.587	0-0	—	41-67	.612	148	4.2	79	11	32	30	6	203	5.8
Rozier, Clifford	34	64-136	.471	0-0	—	39-69	.565	101	3.0	41	18	30	17	12	167	4.9
Reese, Brian	33	56-105	.533	3-5	.600	18-33	.545	54	1.6	14	17	20	2	9	133	4.0
Rödl, Henrik	35	46-81	.568	12-27	.444	23-37	.622	53	1.5	39	62	36	6	13	127	3.6
Phelps, Derrick	30	25-51	.490	2-9	.222	16-21	.762	33	1.1	30	58	40	3	27	68	2.3
Salvadori, Kevin	31	18-35	.514	0-0	—	12-19	.632	27	0.9	13	0	5	8	1	48	1.5
Harris, Kenny	27	14-42	.333	4-17	.235	8-11	.727	21	0.8	14	12	18	0	7	40	1.5
Cherry, Scott	20	10-14	.714	1-1	1.00	9-13	.692	8	0.4	2	11	5	1	5	30	1.5
Sullivan, Pat	34	10-23	.435	1-5	.200	13-20	.650	22	0.6	18	18	10	1	6	34	1.0
Wenstrom, Matt	24	5-15	.333	0-0	—	7-12	.583	21	0.9	6	0	6	3	1	17	0.7
Team								99				3				
UNC	35	1134-2257	.502	192-483	.398	607-866	.701	1455	41.6	574	699	566	142	315	3067	87.6
Opponents	35	974-2329	.418	197-622	.317	362-568	.637	1225	35.0	708	519	635		270	2507	71.6

# 1991-92

Overall: 23-10, ACC: 9-7 (3rd), NCAA Sweet 16, No. 18 in media and No. 12 in coaches' polls

Player	GP	FG	FG%	3FG	3FG%	FT	FT%	REB	AVG	PF	A	TO	BL	ST	PTS	AVG
Davis, Hubert	33	241-474	.508	85-198	.429	140-169	.828	76	2.3	42	52	45	7	42	707	21.4
Lynch, George	33	192-356	.539	1-8	.125	74-114	.649	291	8.8	105	86	77	10	66	459	13.9
Montross, Eric	31	140-244	.574	0-0	—	68-109	.624	218	7.0	112	18	47	30	17	348	11.2
Reese, Brian	32	120-245	.490	16-51	.314	59-76	.776	125	3.9	45	70	81	4	15	315	9.8
Phelps, Derrick	33	106-265	.400	17-60	.283	74-104	.712	115	3.5	75	207	111	10	78	303	9.2
Salvadori, Kevin	33	73-134	.545	0-0	—	49-66	.742	121	3.7	72	11	32	63	6	195	5.9
Sullivan, Pat	32	63-133	.474	7-30	.233	38-47	.809	91	2.8	51	45	54	5	19	171	5.3
Rödl, Henrik	33	39-73	.534	8-23	.348	15-27	.556	49	1.5	45	84	38	6	27	101	3.1
Williams, Donald	29	26-69	.377	9-31	.290	4-7	.571	19	0.7	12	18	17	1	4	65	2.2
Wenstrom, Matt	30	29-52	.558	0-0	—	6-12	.500	40	1.3	21	12	10	4	3	64	2.1
Smith, Larry	11	4-9	.444	0-0	—	2-2	1.00	10	0.9	3	2	8	0	0	10	0.9
Stephenson, Travis	8	3-3	1.00	0-0	—	0-0	.000	1	0.1	0	0	3	1	1	6	0.8
Cherry, Scott	15	3-19	.158	1-6	.167	4-9	.444	15	1.0	10	8	8	1	1	11	0.7
Burgess, Jason	13	0-4	.000	0-0	—	1-4	.250	7	0.5	5	3	2	0	4	1	0.1
Team								86				5				
UNC	33	1039-2080	.500	144-407	.354	534-746	.716	1264	38.3	598	616	538	142	283	2756	83.5
Opponents	33	909-2093	.434	232-599	.387	444-630	.705	1119	33.9	614	526	566	118	252	2494	75.6

# 1992-93

Overall: 34-4, ACC: 14-2 (1st), NCAA Champions, No. 4 in media and No. 1 in coaches' polls

Player	GP	FG	FG%	3FG	3FG%	FT	FT%	REB	AVG	PF	A	TO	BL	ST	PTS	AVG
Montross, Eric	38	222-361	.615	0-0	—	156-228	.684	290	7.6	113	28	66	47	22	600	15.8
Lynch, George	38	235-469	.501	2-11	.182	88-132	.667	365	9.6	85	72	89	21	89	560	14.7
Williams, Donald	37	174-380	.458	83-199	.417	97-117	.829	71	1.9	52	46	39	2	38	528	14.3
Reese, Brian	35	152-300	.507	22-60	.367	72-104	.692	125	3.6	34	83	82	7	24	398	11.4
Phelps, Derrick	36	111-243	.457	15-48	.313	56-83	.675	157	4.4	68	196	110	3	82	293	8.1
Sullivan, Pat	38	88-170	.518	9-30	.300	60-76	.789	92	2.4	43	51	35	2	26	245	6.4
Salvadori, Kevin	38	66-144	.458	0-0	—	38-54	.704	138	3.6	79	12	24	45	7	170	4.5
Rödl, Henrik	38	58-117	.496	22-62	.355	25-38	.658	57	1.5	50	136	60	10	39	163	4.3
Wenstrom, Matt	33	34-61	.557	0-1	.000	16-27	.593	47	1.4	17	7	13	6	1	84	2.5
Cherry, Scott	33	20-33	.606	4-8	.500	25-35	.714	23	0.7	15	30	21	1	9	69	2.1
Davis, Larry	21	14-40	.350	2-9	.222	14-23	.609	16	0.8	4	4	5	0	6	44	2.1
Geth, Ed	21	16-25	.640	0-0	—	12-17	.706	28	1.3	14	0	7	0	4	44	2.1
Calabria, Dante	35	24-52	.462	9-23	.391	7-9	.778	27	0.8	26	29	21	1	9	64	1.8
Stephenson, Travis	21	5-11	.455	0-1	.000	0-0	.000	6	0.3	1	3	4	0	0	10	0.5
Landry, Pearce	1	0-1	.000	0-0	—	0-0	.000	1	1.0	1	1	0	0	1	0	0.0
Team								118				5				
UNC	38	1219-2407	.506	168-452	.372	666-943	.706	1561	41.1	602	698	581	145	357	3272	86.1
Opponents	38	978-2370	.413	235-716	.328	405-603	.672	1222	32.2	750	536	686	138	273	2596	68.3

# 1993-94

Overall: 28-7, ACC: 11-5 (2nd), NCAA 2nd round, No. 1 in media and No. 9 in coaches' polls

Player	GP-GS	FG	FG%	3FG	3FG%	FT	FT%	REB	AVG	PF	A	TO	BL	ST	PTS	AVG
Williams, Donald	26	127-301	.422	42-124	.339	77-100	.770	62	2.4	29	56	37	2	27	373	14.3
Montross, Eric	35	183-327	.560	0-0	—	110-197	.558	285	8.1	104	29	66	62	18	476	13.6
Stackhouse, Jerry	35	138-296	.466	2-20	.100	150-205	.732	176	5.0	55	69	87	17	42	428	12.2
Wallace, Rasheed	35	139-230	.604	0-1	.000	55-91	.604	232	6.6	81	18	49	63	24	333	9.5
Phelps, Derrick	33	97-198	.490	25-66	.379	86-115	.748	127	3.8	61	176	78	2	60	305	9.2
Calabria, Dante	35	93-216	.431	41-118	.347	55-76	.724	103	2.9	72	84	44	2	37	282	8.1
Reese, Brian	34	107-219	.489	6-32	.188	47-92	.511	132	3.9	47	96	77	4	22	267	7.9
Salvadori, Kevin	35	102-183	.557	0-0	—	37-56	.661	205	5.9	75	17	34	58	16	241	6.9
McInnis, Jeff	35	70-153	.458	27-65	.415	30-47	.638	58	1.7	31	85	50	0	26	197	5.6
Davis, Larry	17	14-21	.667	0-2	.000	12-15	.800	12	0.7	3	8	4	0	5	40	2.4
Zwikker, Serge	19	11-21	.524	0-0	—	6-8	.750	13	0.7	12	1	1	8	4	28	1.5
Landry, Pearce	21	10-23	.435	1-9	.111	5-6	.833	6	0.3	9	10	1	1	4	26	1.2
Team								120				4				
UNC	35	1091-2188	.499	144-437	.330	670-1008	.665	1531	43.7	579	649	532	219	285	2996	85.6
Opponents	35	923-2336	.395	273-802	.340	414-636	.651	1234	35.3	791	498	549	134	261	2533	72.4

# 1994-95

Overall: 28-6, ACC: 12-4 (T-1st), NCAA Final 4, No. 4 in media and No. 3 in coaches' polls

Player	GP-GS	FG	FG%	3FG	3FG%	FT	FT%	REB	AVG	PF	A	TO	BL	ST	PTS	AVG
Stackhouse, Jerry	34	215-416	.517	37-90	.411	185-260	.712	280	8.2	74	93	111	59	50	652	19.2
Wallace, Rasheed	34	238-364	.654	1-3	.333	89-141	.631	279	8.2	95	35	52	93	17	566	16.6
Williams, Donald	34	189-442	.428	87-218	.399	61-97	.629	100	2.9	37	82	39	3	24	526	15.5
McInnis, Jeff	34	155-316	.491	44-112	.393	66-99	.667	138	4.1	74	180	72	0	44	420	12.4
Calabria, Dante	33	120-237	.506	66-133	.496	41-57	.719	159	4.8	67	88	60	4	38	347	10.5
Landry, Pearce	34	44-97	.454	23-58	.397	22-27	.815	55	1.6	48	54	38	2	15	133	3.9
Zwikker, Serge	33	39-80	.488	0-0	—	21-31	.677	102	3.0	40	10	12	14	5	99	2.9
Sullivan, Pat	13	9-17	.529	1-5	.200	9-12	.750	18	1.4	9	6	8	1	2	28	2.2
Geth, Ed	17	15-28	.536	0-0	—	3-11	.273	24	1.4	7	1	11	1	3	33	1.9
Williams, Shammond	29	12-31	.387	6-20	.300	18-21	.857	12	0.4	9	20	22	0	7	48	1.7
McNairy, Charlie	12	6-12	.500	0-0	—	0-3	.000	8	0.7	6	3	4	0	1	12	1.0
Lynn, Clyde	12	1-8	.125	1-6	.167	1-2	.500	2	0.2	7	3	2	0	3	4	0.3
Neal, David	11	1-4	.250	0-2	.000	1-2	.500	3	0.3	1	1	1	0	2	3	0.3
Barnes, Octavus	5	0-3	.000	0-1	.000	0-0	.000	0	0.0	2	0	0	0	0	0	0.0
Team								110				5				
UNC	34	1044-2055	.508	266-648	.410	517-763	.678	1290	37.9	476	576	437	177	211	2871	84.4
Opponents	34	960-2326	.413	299-879	.340	297-423	.702	1230	36.2	652	503	434	95	226	2516	74.0

# 1995-96

Overall: 21-11, ACC: 10-6 (3rd), NCAA 2nd round, No. 25 in media and No. 24 in coaches' polls

Player	GP	FG	FG%	3FG	3FG%	FT	FT%	OFF	DEF	REB	AVG	PF	A	TO	BL	ST	PTS	AVG
McInnis, Jeff	31	178-409	.435	67-171	.392	88-110	.800	17	64	81	2.6	72	170	78	0	38	511	16.5
Jamison, Antawn	32	201-322	.624	0-1	.000	82-156	.526	119	190	309	9.7	69	33	59	33	25	484	15.1
Calabria, Dante	32	136-320	.425	77-195	.395	56-79	.709	37	100	137	4.3	61	135	70	1	32	405	12.7
Zwikker, Serge	32	138-267	.517	0-0	—	29-47	.617	68	130	198	6.2	74	23	40	49	3	305	9.5
Williams, Shammond	32	84-186	.452	46-116	.397	53-69	.768	9	73	82	2.6	44	65	57	0	15	267	8.3
Carter, Vince	31	91-185	.492	19-55	.345	31-45	.689	51	68	119	3.8	57	40	36	18	20	232	7.5
Okulaja, Ademola	32	64-122	.525	20-41	.488	49-66	.742	65	102	167	5.2	72	69	63	8	34	197	6.2
McNairy, Charlie	15	7-10	.700	0-0	—	11-15	.733	2	5	7	0.5	5	4	4	0	0	25	1.7
Geth, Ed	24	11-27	.407	0-2	.000	7-18	.389	6	14	20	0.8	8	6	6	1	1	29	1.2
Sullivan, Ryan	11	4-4	1.00	3-3	1.00	0-0	—	2	2	4	0.4	0	2	2	0	1	11	1.0
Lynn, Clyde	16	3-12	.250	2-7	.286	3-4	.750	2	4	6	0.4	5	1	3	0	1	11	0.7
Neal, David	15	2-4	.500	1-2	.500	1-2	.500	1	4	5	0.3	4	7	2	0	2	6	0.4
Tyndall, Webb	8	0-1	.000	0-0	—	1-2	.500	0	0	0	0.0	0	4	0	0	0	1	0.1
Team								41	67		108			9				
UNC	32	919-1869	.492	235-593	.396	411-613	.670	420	823	1243	38.8	471	559	429	110	172	2484	77.6
Opponents	32	826-2004	.412	308-857	.359	313-469	.667	401	642	1043	32.6	603	462	639	80	224	2273	71.0

# 1996-97

Overall: 28-7, ACC: 11-5 (T-2nd), NCAA Final 4, No. 4 in media and coaches' polls

Player	GP	FG	FG%	3FG	3FG%	FT	FT%	OFF	DEF	REB	AVG	PF	A	TO	BL	ST	PTS	AVG
Jamison, Antawn	35	270-496	.544	2-11	.182	126-203	.621	131	198	329	9.4	93	30	63	22	40	668	19.1
Williams, Shammond	35	155-367	.422	95-227	.419	87-107	.813	24	91	115	3.3	66	153	94	0	31	492	14.1
Carter, Vince	34	166-316	.525	36-107	.336	75-100	.750	58	94	152	4.5	72	83	47	26	49	443	13.0
Zwikk, Serge	35	177-360	.492	1-3	.333	47-62	.758	103	182	285	8.1	99	12	41	61	13	402	11.5
Okulaja, Ademola	35	101-243	.416	40-111	.360	38-66	.576	80	146	226	6.5	76	96	67	7	51	280	8.0
Cota, Ed	34	95-195	.487	8-25	.320	75-105	.714	22	71	93	2.7	49	234	124	8	57	273	8.0
Ndiaye, Makhtar	33	26-64	.406	1-1	1.00	8-18	.444	18	36	54	1.6	53	6	20	15	5	61	1.8
Evtimov, Vasco	22	12-31	.387	0-4	.000	10-13	.769	17	14	31	1.4	17	6	10	2	6	34	1.5
Newby, Terrence	12	5-13	.385	2-6	.333	1-4	.250	2	3	5	0.4	1	2	8	0	2	13	1.1
Sullivan, Ryan	16	4-14	.286	2-4	.500	3-6	.500	1	4	5	0.3	6	4	4	0	1	13	0.8
McNairy, Charlie	23	5-13	.385	0-0	—	7-19	.368	12	15	27	1.2	8	3	6	1	5	17	0.7
Tyndall, Webb	17	1-7	.143	1-5	.200	8-10	.800	2	5	7	0.4	5	3	6	0	1	11	0.6
Frederick, Brad	16	1-5	.200	0-2	.000	0-0	—	2	4	6	0.4	2	0	2	0	0	2	0.1
Team								58	62	120				3				
UNC	35	1018-2124	.479	188-506	.372	485-713	.680	530	925	1455	41.6	547	632	495	142	261	2709	77.4
Opponents	35	867-2154	.403	275-849	.324	325-523	.621	447	680	1127	32.2	644	453	479	98	256	2334	66.7

# 1997-98

Overall: 34-4, ACC: 13-3 (2nd), NCAA Final 4, No. 1 in media and No. 3 in coaches' polls

Player	GP	FG	FG%	3FG	3FG%	FT	FT%	OFF	DEF	REB	AVG	PF	A	TO	BL	ST	PTS	AVG
Jamison, Antawn	37	316-546	.579	6-15	.400	184-276	.667	126	263	389	10.5	94	30	61	30	28	822	22.2
Williams, Shammond	38	209-428	.488	86-215	.400	133-146	.911	20	103	123	3.2	45	161	98	2	39	637	16.8
Carter, Vince	38	224-379	.591	44-107	.411	100-147	.680	74	121	195	5.1	61	74	40	36	45	592	15.6
Cota, Ed	37	102-207	.493	10-33	.303	84-102	.824	31	102	133	3.6	41	274	113	7	58	298	8.1
Okulaja, Ademola	38	104-251	.414	24-93	.258	71-114	.623	75	138	213	5.6	72	80	59	8	44	303	8.0
Ndiaye, Makhtar	38	91-189	.481	3-11	.273	34-53	.642	61	94	155	4.1	133	29	49	54	23	219	5.8
Haywood, Brendan	38	35-66	.530	0-0	—	40-63	.635	37	54	91	2.4	44	6	23	33	12	110	2.9
Berstick, Brian	19	20-36	.556	0-0	—	9-10	.900	5	20	25	1.3	17	5	4	12	2	49	2.6
Owens, Max	22	12-31	.387	3-11	.273	3-6	.500	7	11	18	0.8	9	5	3	2	4	30	1.4
Melendez, Orlando	3	2-2	1.00	0-0	—	0-0	—	0	1	1	0.3	0	1	1	1	0	4	1.3
Newby, Terrence	20	8-18	.444	6-8	.750	1-4	.250	1	3	4	0.2	3	12	9	2	2	23	1.1
Brooker, Michael	22	4-19	.211	3-15	.200	2-4	.500	2	8	10	0.5	3	8	12	1	1	13	0.6
Frederick, Brad	24	3-9	.333	0-3	.000	4-8	.500	4	11	15	0.6	8	8	12	0	1	10	0.4
Williams, Scott	17	1-3	.333	0-0	—	1-4	.250	0	3	3	0.2	3	6	4	0	0	3	0.2
Team								47	90	137				5				
UNC	38	1131-2184	.518	185-511	.362	666-937	.711	490	1022	1512	39.8	533	699	493	188	259	3113	81.9
Opponents	38	923-2403	.384	282-879	.321	366-542	.675	525	703	1228	32.3	758	472	503	81	230	2494	65.6

# 1998-99

Overall: 24-10, ACC: 10-6 (3rd), NCAA 1st round, No. 13 in media and No. 18 in coaches' polls

Player	GP	FG	FG%	3FG	3FG%	FT	FT%	OFF	DEF	REB	AVG	PF	A	TO	BL	ST	PTS	AVG
Okulaja, Ademola	34	155-351	.442	59-137	.431	105-141	.745	90	194	284	8.4	54	82	67	10	46	474	13.9
Haywood, Brendan	34	160-247	.648	0-0	—	88-131	.672	85	150	235	6.9	96	33	66	60	10	408	12.0
Lang, Kris	34	148-256	.578	0-0	—	63-94	.670	52	130	182	5.4	72	16	49	16	22	359	10.6
Cota, Ed	32	110-271	.406	42-102	.412	75-111	.676	29	108	137	4.3	41	238	118	5	37	337	10.5
Capel, Jason	26	69-161	.429	23-56	.411	76-89	.854	21	85	106	4.1	57	51	51	3	23	237	9.1
Owens, Max	31	88-204	.431	25-70	.357	40-47	.851	30	33	63	2.0	45	27	51	7	18	241	7.8
Evtimov, Vasco	16	28-64	.438	0-1	.000	15-24	.625	26	54	80	5.0	27	7	18	0	12	71	4.4
Berstick, Brian	34	46-89	.517	1-2	.500	14-18	.778	19	48	67	2.0	45	5	12	30	6	107	3.1
Curry, Ronald	26	23-94	.245	6-42	.143	21-34	.618	11	28	39	1.5	25	43	38	0	10	73	2.8
Melendez, Orlando	15	9-17	.529	0-1	.000	9-10	.900	3	5	8	0.5	5	2	5	1	1	27	1.8
Newby, Terrence	24	10-32	.313	8-19	.421	5-9	.556	2	14	16	0.7	8	19	20	1	1	33	1.4
Brooker, Michael	14	9-25	.360	5-16	.312	2-2	1.00	2	5	7	0.5	11	8	15	0	3	25	1.8
Frederick, Brad	30	12-28	.429	6-13	.462	4-8	.500	10	9	19	0.6	14	7	8	1	2	34	1.1
Williams, Scott	16	1-2	.500	0-1	.000	0-2	.000	1	1	2	0.1	5	3	3	0	1	2	0.1
Team								54	59	113				9				
UNC	34	868-1841	.471	175-460	.380	517-720	.718	435	923	1358	39.9	505	541	530	134	192	2428	71.4
Opponents	34	822-2091	.393	246-752	.327	316-480	.658	426	628	1054	31.0	615	434	378	121	267	2206	64.9

# 1999-2000

Overall: 22-14, ACC: 9-7 (T-3rd), NCAA Final 4, No. 11 in coaches' poll

Player	GP	FG	FG%	3FG	3FG%	FT	FT%	OFF	DEF	REB	AVG	PF	A	TO	BL	ST	PTS	AVG
Forte, Joseph	36	228-497	.459	56-156	.359	88-117	.752	58	140	198	5.5	78	94	85	15	54	600	16.7
Haywood, Brendan	36	191-274	.697	0-0	—	106-176	.602	96	175	271	7.5	108	37	68	91	7	488	13.6
Capel, Jason	36	141-318	.443	46-121	.380	116-140	.829	66	179	245	6.8	103	92	87	9	35	444	12.3
Cota, Ed	35	131-296	.443	33-90	.367	59-81	.728	24	130	154	4.4	45	284	115	5	40	354	10.1
Lang, Kris	35	122-240	.508	0-0	—	51-78	.654	55	96	151	4.3	68	10	54	21	19	295	8.4
Owens, Max	36	95-194	.490	27-73	.370	51-63	.810	15	33	48	1.3	41	27	35	6	17	268	7.4
Berstick, Brian	5	12-17	.706	0-0	—	1-3	.333	4	10	14	2.8	8	1	5	4	2	25	5.0
Peppers, Julius	31	56-98	.571	0-0	—	28-47	.596	38	71	109	3.5	59	9	29	17	19	140	4.5
Melendez, Orlando	24	16-40	.400	1-8	.125	4-8	.500	17	12	29	1.2	12	7	11	7	3	37	1.5
Brooker, Michael	18	5-26	.192	4-21	.190	2-6	.333	3	6	9	0.5	11	2	7	0	0	16	0.9
Newby, Terrence	30	9-31	.290	1-12	.083	3-6	.500	5	11	16	0.5	19	25	21	3	10	22	0.7
Everett, Jim	15	2-5	.400	0-0	—	6-7	.857	2	9	11	0.7	6	1	3	0	0	10	0.7
Johnson, Will	24	3-15	.200	0-4	.000	3-4	.750	6	12	18	0.8	12	1	4	0	3	9	0.4
Holmes, Jonathan	25	3-11	.273	1-6	.167	0-0	—	0	4	4	0.2	6	17	8	0	1	7	0.3
Laczowski, Matt	7	0-1	.000	0-0	—	0-2	.000	0	1	1	0.1	2	0	0	0	0	0	0.0
White, Kenny	6	0-3	.000	0-1	.000	0-2	.000	1	0	1	0.2	2	2	0	0	0	0	0.0
Team								48	67	115				4				
UNC	36	1014-2066	.491	169-492	.343	518-740	.700	438	956	1394	38.7	580	609	536	178	210	2715	75.4
Opponents	36	953-2338	.408	229-744	.308	393-569	.691	510	735	1245	34.6	662	516	419	117	298	2528	70.2



2000-01

Overall: 26-7, ACC: 13-3 (T-1st), NCAA 2nd round, No. 6 in media and No. 10 in coaches' polls

Player	GP-GS	FG	FG%	3FG	3FG%	FT	FT%	OFF	DEF	REB	AVG	PF	A	TO	BL	ST	PTS	AVG
Forte, Joseph	33	251-558	.450	55-146	.377	133-156	.853	41	160	201	6.1	60	116	84	12	67	690	20.9
Haywood, Brendan	33	155-262	.592	0-0	—	95-184	.516	105	137	242	7.3	97	42	66	120	18	405	12.3
Capel, Jason	33	124-264	.470	56-134	.418	73-93	.785	62	180	242	7.3	74	111	54	9	36	377	11.4
Lang, Kris	33	160-291	.550	0-0	—	53-102	.520	69	119	188	5.7	76	23	52	22	18	373	11.3
Peppers, Julius	25	63-98	.643	0-0	—	51-76	.671	40	59	99	4.0	58	19	34	6	13	177	7.1
Owens, Max	30	59-145	.407	21-69	.304	31-37	.838	18	24	42	1.4	29	27	33	3	16	170	5.7
Curry, Ronald	28	53-123	.431	20-57	.351	27-47	.574	6	88	94	3.4	58	119	82	0	34	153	5.5
Morrison, Brian	32	29-88	.330	17-45	.378	22-35	.629	5	30	35	1.1	43	38	38	2	13	97	3.0
Holmes, Jonathan	14	4-8	.500	3-6	.500	12-13	.923	2	9	11	0.8	9	11	6	0	1	23	1.6
Boone, Adam	32	15-50	.300	10-31	.323	9-12	.750	1	28	29	0.9	27	44	33	1	15	49	1.5
Johnson, Will	22	9-20	.450	2-7	.286	13-18	.722	6	21	27	1.2	11	9	5	0	2	33	1.5
Berstick, Brian	20	13-34	.382	0-5	.000	5-10	.500	8	13	21	1.0	13	4	6	7	1	31	1.5
Brooker, Michael	17	6-20	.300	4-17	.235	5-8	.625	7	3	10	0.6	14	10	15	0	8	21	1.2
Melendez, Orlando	10	3-6	.500	1-2	.500	1-1	1.000	1	7	8	0.8	2	2	4	1	2	8	0.8
Everett, Jim	13	1-5	.200	0-0	—	2-2	1.000	2	5	7	0.5	5	1	1	1	0	4	0.3
Team								38	69	107				5				
UNC	33	945-1972	.479	189-519	.364	532-794	.670	411	952	1363	41.3	576	576	518	184	244	2611	79.1
Opponents	33	859-2196	.391	243-749	.324	380-578	.657	469	758	1227	37.2	669	461	447	108	298	2341	70.9

2001-02

Overall: 8-20, ACC: 4-12 (T-7th)

Player	GP-GS	FG	FG%	3FG	3FG%	FT	FT%	OFF	DEF	REB	AVG	PF	A	TO	BL	ST	PTS	AVG
Capel, Jason	25	119-279	.427	39-126	.310	112-136	.824	65	149	214	8.6	68	75	65	2	29	389	15.6
Lang, Kris	26	146-291	.502	0-1	.000	73-113	.646	43	114	157	6.0	62	25	51	33	22	365	14.0
Williams, Jawad	28	104-202	.515	21-55	.382	44-79	.557	47	71	118	4.2	39	34	44	16	17	273	9.8
Boone, Adam	28	66-144	.458	34-79	.430	36-44	.818	6	56	62	2.2	39	89	72	3	19	202	7.2
Morrison, Brian	28	65-192	.339	42-125	.336	28-37	.757	9	31	40	1.4	72	72	63	3	11	200	7.1
Scott, Melvin	28	62-155	.400	28-80	.350	23-36	.639	6	23	29	1.0	48	55	58	1	27	175	6.2
Manuel, Jackie	26	46-140	.329	22-70	.314	30-53	.566	27	65	92	3.5	62	55	45	16	26	144	5.5
Berstick, Brian	28	47-83	.566	2-3	.667	15-24	.625	20	49	69	2.5	55	16	20	19	5	111	4.0
Johnson, Will	28	31-71	.437	18-42	.429	28-40	.700	30	39	69	2.5	48	38	21	1	3	108	3.9
Melendez, Orlando	17	13-29	.448	2-12	.167	3-6	.500	9	13	22	1.3	10	7	9	5	4	31	1.8
Holmes, Jonathan	14	5-10	.500	4-7	.571	1-2	.500	1	6	7	0.5	3	10	6	0	1	15	1.1
Everett, Joe	9	3-7	.429	0-1	.000	2-2	1.000	3	7	10	1.1	0	0	1	0	2	8	0.9
McLamb, Phillip	6	0-4	.000	0-3	.000	1-2	.500	0	1	1	0.2	1	1	1	0	0	1	0.2
Price, Damien	6	0-3	.000	0-2	.000	0-0	—	0	0	0	0.0	1	0	0	0	1	0	0.0
Fingleton, Neil	1	0-2	.000	0-0	—	0-0	—	0	1	1	1.0	0	0	1	0	0	0	0.0
Team								39	41	80				4				
UNC	28	707-1612	.439	212-606	.350	396-574	.690	305	666	971	34.7	508	477	461	99	167	2022	72.2
Opponents	28	803-1776	.452	216-596	.362	386-546	.707	362	685	1047	37.4	534	394	357	99	259	2208	78.9

2002-03

Overall: 19-16, ACC: 6-10 (T-6th), NIT quarterfinals

Player	GP-GS	FG	FG%	3FG	3FG%	FT	FT%	OFF	DEF	REB	AVG	PF	A	TO	BL	ST	PTS	AVG
McCants, Rashad	35	215-438	.491	72-174	.414	92-132	.697	58	104	162	4.6	95	51	81	19	49	594	17.0
Williams, Jawad	34	182-406	.448	45-136	.331	97-129	.752	54	137	191	5.6	72	67	60	37	35	506	14.9
Felton, Raymond	35	151-379	.398	69-193	.358	79-114	.693	29	114	143	4.1	92	235	130	9	56	450	12.9
May, Sean	11	51-108	.472	0-4	.000	23-40	.575	25	64	89	8.1	24	11	21	20	17	125	11.4
Manuel, Jackie	35	85-202	.421	19-72	.264	65-106	.613	52	87	139	4.0	90	71	87	28	46	254	7.3
Scott, Melvin	34	73-193	.378	54-142	.380	13-24	.542	11	55	66	1.9	48	36	27	4	25	213	6.3
Noel, David	35	84-166	.506	16-57	.281	23-43	.535	42	81	123	3.5	61	49	50	18	45	207	5.9
Sanders, Byron	35	26-78	.333	0-0	—	15-28	.536	38	47	85	2.4	63	15	28	11	14	67	1.9
Johnson, Will	33	15-46	.326	10-32	.312	17-21	.810	17	27	44	1.3	24	12	15	1	2	57	1.7
Grant, Damion	19	11-28	.393	0-0	—	8-14	.571	16	12	28	1.5	21	0	11	15	2	30	1.6
McLamb, Phillip	6	2-2	1.000	1-1	1.000	1-2	.500	0	2	2	0.3	0	1	0	1	0	6	1.0
Holmes, Jonathan	23	4-12	.333	4-9	.444	0-0	—	0	12	12	0.5	6	4	3	0	2	12	0.5
Price, Damien	6	1-2	.500	0-0	—	1-2	.500	0	1	1	0.2	3	0	2	0	0	3	0.5
Miller, Jonathan	6	0-2	.000	0-2	.000	0-0	—	0	0	0	0.0	2	2	1	0	0	0	0.0
Team								58	53	111				6				
UNC	35	900-2062	.436	290-822	.353	434-655	.663	400	796	1196	34.2	601	554	522	163	293	2524	72.1
Opponents	35	920-2103	.437	225-651	.346	427-618	.691	472	877	1349	38.5	637	489	581	153	288	2492	71.2

2003-04

Overall: 19-11, ACC: 8-8 (5th), NCAA 2nd round, No. 18 in media and No. 22 in coaches' polls

Player	GP-GS	MIN	AVE	FG	FG%	3FG	3FG%	FT	FT%	OFF	DEF	REB	AVG	PF	A	TO	BL	ST	PTS	AVG
McCants, Rashad	30-29	961	32.0	216-451	.479	78-191	.408	89-119	.748	62	75	137	4.6	62	65	76	20	53	599	20.0
May, Sean	29-29	839	28.9	163-352	.463	0-4	.000	115-167	.689	100	185	285	9.8	76	40	69	37	40	441	15.2
Williams, Jawad	29-26	780	26.9	127-277	.458	18-59	.305	92-127	.724	76	82	158	5.4	51	40	45	13	13	364	12.6
Felton, Raymond	30-30	1039	34.6	113-269	.420	35-112	.312	85-105	.810	17	102	119	4.0	70	213	102	7	63	346	11.5
Scott, Melvin	30-27	941	31.4	97-240	.404	56-150	.373	47-67	.701	16	73	89	3.0	77	80	62	9	41	297	9.9
Manuel, Jackie	28-2	579	20.7	76-136	.559	2-10	.200	29-60	.483	48	45	93	3.3	91	49	25	10	29	183	6.5
Noel, David	24-3	510	21.2	50-89	.562	2-12	.167	28-45	.622	55	62	117	4.9	55	35	41	8	24	130	5.4
Terry, Reyshawn	25-0	106	4.2	13-30	.433	1-5	.200	13-24	.542	10	11	21	0.8	19	4	16	3	10	40	1.6
Bohlender, Justin	18-1	133	7.4	7-22	.318	0-0	—	8-13	.615	6	13	19	1.1	16	5	8	7	6	22	1.2
Miller, Jonathan	9-1	13	1.4	4-8	.500	2-4	.500	0-0	—	1	1	2	0.2	0	0	0	0	0	10	1.1
Holley, Jesse	15-0	38	2.5	4-10	.400	0-1	.000	3-6	.500	0	9	9	0.6	9	3	4	1	1	11	0.7
Sanders, Byron	28-0	131	4.7	4-11	.364	0-0	—	5-11	.455	11	18	29	1.0	24	2	8	4	2	13	0.5
Hooker, C.J.	9-0	13	1.4	2-5	.400	0-0	—	0-3	.000	2	4	6	0.7	1	2	2	1	1	4	0.4
Price, Damien	12-1	24	2.0	1-6	.167	1-2	.500	0-0	—	1	2	3	0.2	1	2	0	0	2	3	0.2
McLamb, Phillip	9-1	13	1.4	0-5	.000	0-5	.000	1-2	.500	1	0	1	0.1	0	0	1	0	0	1	0.1
Grant, Damion	3-0	5	1.7	0-2	.000	0-0	—	0-0	—	1	2	3	1.0	2	0	0	0	0	0	0.0
Team										53	47	100				3				
UNC	30-30	6125		877-1913	.458	195-555	.351	515-749	.688	460	731	1191	39.7	554	540	462	120	285	2464	82.1
Opponents	30-30	6125		799-1798	.444	229-650	.352	416-597	.697	364	697	1061	35.4	625	452	541	125	247	2243	74.8

2004-05

Overall: 33-4, ACC: 14-2 (1st), NCAA Champion, No. 2 in media and No. 1 in coaches' polls

Player	GP-GS	MIN	AVE	FG	FG%	3FG	3FG%	FT	FT%	OFF	DEF	REB	AVG	PF	A	TO	BL	ST	PTS	AVG
May, Sean	37-36	992	26.8	228-402	.567	0-3	.000	191-252	.758	142	255	397	10.7	88	62	94	38	43	647	17.5
McCants, Rashad	33-30	856	25.9	183-374	.489	71-168	.423	91-126	.722	27	72	99	3.0	80	88	63	22	43	528	16.0
Williams, Jawad	37-37	888	24.0	178-329	.541	40-105	.381	87-107	.813	54	94	148	4.0	63	51	54	20	25	483	13.1
Felton, Raymond	36-35	1142	31.7	150-330	.455	70-159	.440	94-134	.701	23	132	155	4.3	71	249	129	11	72	464	12.9
Williams, Marvin	36-0	800	22.2	125-247	.506	19-44	.432	138-163	.847	65	171	236	6.6	92	26	56	17	39	407	11.3
Manuel, Jackie	37-37	808	21.8	75-153	.490	5-18	.278	49-82	.598	56	49	105	2.8	92	54	47	11	48	204	5.5
Scott, Melvin	37-7	604	16.3	63-167	.377	45-126	.357	17-23	.739	12	38	50	1.4	46	39	25	3	26	188	5.1
Noel, David	37-0	627	16.9	57-104	.548	7-20	.350	22-41	.537	36	62	98	2.6	54	56	33	11	34	143	3.9
Terry, Reyshawn	32-0	143	4.5	26-48	.542	12-20	.600	9-13	.692	8	14	22	0.7	17	7	15	7	9	73	2.3
Holley, Jesse	10-0	16	1.6	4-10	.400	1-4	.250	4-8	.500	1	3	4	0.4	4	2	2	1	4	13	1.3
Miller, Wes	24-0	92	3.8	6-20	.300	5-16	.313	9-13	.692	0	4	4	0.2	8	12	6	0	0	26	1.1
Sanders, Byron	26-0	77	3.0	10-22	.455	0-0	—	2-10	.200	11	12	23	0.9	5	7	4	1	1	22	0.8
Thomas, Quentin	37-1	234	6.3	10-22	.455	1-3	.333	7-10	.700	1	27	28	0.8	28	47	48	0	12	28	0.8
Hooker, C.J.	25-1	49	2.0	8-17	.471	0-0	—	2-10	.200	7	6	13	0.5	3	3	2	0	3	18	0.7
Everett, Charlie	22-1	46	2.1	5-8	.625	1-1	1.000	1-3	.333	2	3	5	0.2	4	2	5	0	1	12	0.5
Foster, Brooks	5-0	9	1.8	0-1	.000	0-0	—	1-3	.333	0	1	1	0.2	4	1	1	0	2	1	0.2
Grant, Damion	6-0	17	2.8	0-6	.000	0-0	—	0-0	—	3	1	4	0.7	3	0	5	0	0	0	0.0
Team										54	53	107	2.9			5				
UNC	37	7400		1128-2260	.499	277-687	.403	724-998	.725	502	997	1499	40.5	662	706	594	142	362	3257	88.0
Opponents	37	7400		913-2274	.401	284-834	.341	490-689	.711	452	770	1222	33.0	808	500	658	173	328	2600	70.3

2005-06

Overall: 23-8, ACC: 12-4 (2nd), NCAA 2nd round, No. 10 in media and No. 14 in coaches' polls

Player	GP-GS	MIN	AVE	FG	FG%	3FG	3FG%	FT	FT%	OFF	DEF	REB	AVG	PF	A	TO	BL	ST	PTS	AVG
Hansbrough, Tyler	31-30	943	30.4	199-349	.570	2-4	.500	187-253	.739	111	132	243	7.8	88	40	77	23	38	587	18.9
Terry, Reyshawn	31-30	750	24.2	145-306	.474	45-118	.381	108-135	.800	60	132	192	6.2	93	42	82	27	30	443	14.3
Noel, David	31-31	1045	33.7	158-297	.532	39-92	.424	45-72	.625	76	135	211	6.8	84	107	95	23	34	400	12.9
Green, Danny	31-0	475	15.3	81-187	.433	27-76	.355	42-53	.792	36	80	116	3.7	50	33	41	32	21	231	7.5
Miller, Wes	31-16	711	22.9	70-160	.438	64-145	.441	18-25	.720	11	32	43	1.4	57	60	22	0	33	222	7.2
Frasor, Bobby	31-31	853	27.5	68-182	.374	27-87	.310	34-44	.773	12	57	69	2.2	45	136	75	7	29	197	6.4
Ginyard, Marcus	31-14	591	19.1	70-172	.407	10-41	.244	44-61	.721	30	52	82	2.6	30	38	43	1	29	194	6.3
Sanders, Byron	31-1	378	12.2	30-59	.508	0-0	—	16-44	.364	26	49	75	2.4	40	14	24	11	5	76	2.5
Thomas, Quentin	28-0	337	12.0	26-61	.426	0-5	.000	13-24	.542	3	47	50	1.8	31	78	37	2	19	65	2.3
Copeland, Mike	16-0	46	2.9	8-14	.571	0-0	—	8-12	.667	3	14	17	1.1	8	0	3	1	0	24	1.5
Robinson, Will	10-1	19	1.9	2-5	.400	0-0	—	3-4	.750	2	3	5	0.5	2	0	2	0	0	7	0.7
Burke, Dewey	11-0	17	1.5	2-6	.333	1-3	.333	1-2	.500	2	2	4	0.4	1	2	3	0	1	6	0.5
Wilkins, Thomas	10-1	19	1.9	2-4	.500	0-1	.000	0-2	.000	1	2	3	0.3	1	1	3	0	2	4	0.4
Wood, Surry	10-0	16	1.6	2-7	.286	0-1	.000	0-2	.000	2	11	13	1.3	1	1	2	0	1	4	0.4
Team										57	57	114	3.8	0		3				
UNC	31	6200		863-1809	.477	215-573	.375	519-733	.708	432	805	1237	39.9	531	552	512	127	242	2460	79.4
Opponents	31	6200		779-1894	.411	200-605	.331	370-522	.709	377	609	986	31.8	639	406	465	114	282	2128	68.6

2006-07

Overall: 31-7, ACC: 11-5 (T-1st), NCAA Final 8, No. 4 in media and No. 5 in coaches' polls

Player	GP-GS	MIN	AVE	FG	FG%	3FG	3FG%	FT	FT%	OFF	DEF	REB	AVG	PF	A	TO	BL	ST	PTS	AVG
Hansbrough, Tyler	38-38	1136	29.9	228-434	.525	1-4	.250	242-315	.768	117	184	301	7.9	90	45	74	17	41	699	18.4
Wright, Brandon	37-37	1013	27.4	228-353	.646	0-0	—	89-157	.567	77	152	229	6.2	55	37	59	65	36	545	14.7
Ellington, Wayne	38-37	909	23.9	164-379	.433	66-178	.371	51-61	.836	28	81	109	2.9	49	79	47	1	29	445	11.7
Lawson, Ty	38-31	977	25.7	141-282	.500	31-87	.356	75-109	.688	27	85	112	2.9	90	213	83	4	58	388	10.2
Terry, Reyshawn	38-36	817	21.5	130-263	.494	45-103	.437	65-88	.739	47	157	204	5.4	85	63	69	24	27	370	9.7
Green, Danny	37-0	505	13.6	65-158	.411	24-81	.296	39-46	.848	31	72	103	2.8	52	42	31	25	24	193	5.2
Thompson, Deon	38-1	473	12.4	77-138	.558	0-0	.000	24-37	.649	40	53	93	2.4	67	16	36	17	18	178	4.7
Ginyard, Marcus	37-2	625	16.9	53-112	.473	3-11	.273	42-53	.792	54	64	118	3.2	53	56	42	5	39	151	4.1
Miller, Wes	38-1	403	10.6	28-87	.322	27-81	.333	11-15	.733	4	14	18	0.5	26	43	15	0	12	94	2.5
Stepheson, Alex	38-0	242	6.4	30-60	.500	0-0	—	18-35	.514	30	54	84	2.2	29	3	16	12	1	78	2.1
Frasor, Bobby	28-6	283	10.1	25-62	.403	14-38	.368	3-8	.375	2	18	20	0.7	22	46	21	0	15	67	2.4
Copeland, Mike	20-0	43	2.2	7-14	.500	0-0	—	4-6	.667	6	9	15	0.8	4	5	1	1	2	18	0.9
Thomas, Quentin	27-0	164	6.1	5-16	.313	0-2	.000	4-6	.667	1	24	25	0.9	21	47	21	2	6	14	0.5
Burke, Dewey	21-1	32	1.5	4-14	.286	4-14	.286	2-4	.500	0	4	4	0.2	3	0	4	0	0	14	0.7
Wood, Surry	19-0	28	1.5	2-7	.286	0-1	.000	0-0	—	3	7	10	0.5	0	1	1	0	1	4	0.2
Team										55	51	106	2.8	1		4				
UNC	38	7650		1187-2379	.499	215-600	.358	669-940	.712	522	1029	1551	40.8	647	696	524	173	309	3258	85.7
Opponents	38	7650		962-2311	.416	254-751	.338	430-646	.666	425	802	1227	32.3	792	509	613	152	284	2608	68.6

2007-08

Overall: 36-3, ACC: 14-2 (1st), NCAA Final 4, No. 1 in media and No. 3 in coaches' polls

Player	GP-GS	MIN	AVE	FG	FG%	3FG	3FG%	FT	FT%	OFF	DEF	REB	AVG	PF	A	TO	BL	ST	PTS	AVG
Hansbrough, Tyler	39-39	1286	33.0	289-535	.540	0-7	.000	304-377	.806	151	248	399	10.2	93	35	83	13	59	882	22.6
Ellington, Wayne	39-38	1214	31.1	237-507	.467	78-195	.400	95-115	.826	41	133	174	4.5	62	78	66	7	44	647	16.6
Lawson, Ty	32-29	810	25.3	140-272	.515	30-83	.361	96-115	.835	15	72	87	2.7	56	165	70	1	51	406	12.7
Green, Danny	39-1	869	22.3	161-343	.469	56-150	.373	69-79	.873	67	126	193	4.9	91	77	74	47	48	447	11.5
Thompson, Deon	39-38	836	21.4	142-295	.481	0-0	—	44-74	.595	74	113	187	4.8	91	41	53	51	27	328	8.4
Ginyard, Marcus	39-39	1099	28.2	98-222	.441	12-30	.400	63-97	.649	75	100	175	4.5	79	85	62	3	42	271	6.9
Stepheson, Alex	37-0	536	14.5	69-128	.539	0-0	—	21-47	.447	65	103	168	4.5	75	7	35	33	6	159	4.3
Frasor, Bobby	12-1	195	16.3	13-38	.342	9-30	.300	3-6	.500	2	20	22	1.8	9	25	10	2	12	38	3.2
Thomas, Quentin	37-9	588	15.9	43-78	.551	3-13	.231	25-32	.781	6	46	52	1.4	55	113	62	5	17	114	3.1
Graves, Will	36-0	186	5.2	27-69	.391	19-43	.442	7-12	.583	19	33	52	1.4	18	12	11	3	5	80	2.2
Copeland, Mike	25-0	102	4.1	12-18	.667	0-0	—	6-9	.667	8	13	21	0.8	16	3	14	8	0	30	1.2
Tanner, J.B.	18-0	29	1.6	5-13	.385	5-12	.417	0-0	—	1	1	2	0.1	1	0	1	0	1	15	0.8
Wood, Surry	17-1	34	2.0	6-11	.545	0-0	—	2-6	.333	3	5	8	0.5	3	1	3	0	0	14	0.8
Little, Greg	10-0	15	1.5	2-11	.182	1-6	.167	0-0	—	2	3	5	0.5	3	2	1	0	0	5	0.5
Campbell, Marc	19-0	35	1.8	3-10	.300	2-6	.333	0-0	—	0	3	3	0.2	2	7	8	0	3	8	0.4
Woody, Patrick	17-0	33	1.9	1-7	.143	0-0	—	3-6	.500	6	3	9	0.5	2	2	4	0	3	5	0.3
Wooten, Jack	18-0	33	1.8	2-7	.286	1-5	.200	0-0	—	2	4	6	0.3	2	3	0	1	0	5	0.3
Team										68	64	132	3.5	0		3				
UNC	39	7900		1250-2564	.488	216-580	.372	738-975	.757	605	1090	1695	43.5	658	656	560	174	318	3454	88.6
Opponents	39	7900		1061-2490	.426	278-852	.326	428-641	.668	446	820	1266	32.5	807	534	628	195	309	2828	72.5

# 2008-09

Overall: 34-4, ACC: 13-3 (1st), NCAA Champion, No. 2 in media and No. 1 in coaches' polls

Player	GP-GS	MIN	AVE	FG	FG%	3FG	3FG%	FT	FT%	OFF	DEF	REB	AVG	PF	A	TO	BL	ST	PTS	AVG
Hansbrough, Tyler	34-34	1029	30.3	223-434	.514	9-23	.391	249-296	.841	103	173	276	8.1	77	34	63	12	42	704	20.7
Lawson, Ty	35-35	1048	29.9	182-342	.532	51-108	.472	166-208	.798	23	81	104	3.0	59	230	66	5	75	581	16.6
Ellington, Wayne	38-37	1155	30.4	215-445	.483	85-204	.417	87-112	.777	57	129	186	4.9	57	101	62	6	36	602	15.8
Green, Danny	38-38	1040	27.4	184-391	.471	77-184	.418	52-61	.852	70	108	178	4.7	84	104	63	51	67	497	13.1
Thompson, Deon	38-37	943	24.8	164-333	.492	0-0	—	73-113	.646	70	146	216	5.7	85	26	48	40	35	401	10.6
Davis, Ed	38-2	716	18.8	99-191	.518	0-0	—	55-96	.573	83	167	250	6.6	74	22	40	65	14	253	6.7
Graves, Will	20-0	224	11.2	31-71	.437	10-36	.278	8-9	.889	22	29	51	2.6	32	15	23	2	7	80	4.0
Zeller, Tyler	15-2	117	7.8	17-36	.472	0-0	—	13-17	.765	11	19	30	2.0	20	3	8	3	3	47	3.1
Frasor, Bobby	38-4	662	17.4	37-111	.333	20-73	.274	6-13	.462	23	52	75	2.0	52	54	26	5	22	100	2.6
Drew II, Larry	38-0	364	9.6	20-57	.351	6-26	.231	7-17	.412	5	36	41	1.1	36	74	45	1	15	53	1.4
Ginyard, Marcus	3-0	37	12.3	1-4	.250	0-0	—	2-4	.500	6	2	8	2.7	5	4	3	0	2	4	1.3
Tanner, J.B.	21-0	45	2.1	8-19	.421	5-14	.357	2-6	.333	2	5	7	0.3	4	1	1	0	1	23	1.1
Moody, Patrick	21-0	44	2.1	7-12	.583	0-0	—	8-13	.615	4	11	15	0.7	7	0	3	3	2	22	1.0
Copeland, Mike	17-1	42	2.5	4-16	.250	0-2	.000	5-5	1.000	4	9	13	0.8	8	1	2	0	0	13	0.8
Watts, Justin	27-0	85	3.1	8-33	.242	0-6	.000	3-7	.429	7	13	20	0.7	6	5	9	3	2	19	0.7
Wooten, Jack	19-0	37	1.9	4-11	.364	1-5	.200	1-4	.250	0	5	5	0.3	1	2	2	0	0	10	0.5
Campbell, Marc	20-0	37	1.9	1-3	.333	0-1	.000	2-2	1.000	1	4	5	0.3	2	9	7	0	2	4	0.2
Team										65	52	117				1				
UNC	38	7625		1205-2509	.480	264-682	.387	739-983	.752	556	1041	1597	42.0	609	685	472	196	325	3413	89.8
Opponents	38	7625		1013-2468	.410	274-814	.337	435-627	.694	494	863	1357	35.7	785	518	605	167	266	2735	72.0

# 2009-10

Overall: 20-17, ACC: 5-11 (T-9th), NIT Finalist

Player	GP-GS	MIN	AVE	FG	FG%	3FG	3FG%	FT	FT%	OFF	DEF	REB	AVG	PF	A	TO	BL	ST	PTS	AVG
Thompson, Deon	37-37	994	26.9	196-405	.484	0-2	.000	115-166	.693	106	141	247	6.7	80	31	65	33	38	507	13.7
Davis, Ed	23-23	641	27.9	111-192	.578	0-0	—	87-132	.659	66	154	220	9.6	42	22	46	64	10	309	13.4
Graves, Will	36-34	874	24.3	115-314	.366	73-197	.371	50-62	.806	55	112	167	4.6	62	32	33	7	23	353	9.8
Zeller, Tyler	27-0	469	17.4	100-192	.521	0-2	.000	52-72	.722	52	73	125	4.6	49	7	34	24	14	252	9.3
Drew, Larry	37-36	1064	28.8	107-266	.402	38-108	.352	63-104	.606	13	86	99	2.7	71	222	120	1	29	315	8.5
Ginyard, Marcus	33-31	1009	30.6	91-224	.406	25-81	.309	47-70	.671	55	105	160	4.8	56	92	65	4	44	254	7.7
Henson, John	37-12	586	15.8	88-181	.486	4-18	.222	32-73	.438	60	103	163	4.4	39	34	45	60	26	212	5.7
Strickland, Dexter	36-4	625	17.4	67-155	.432	8-33	.242	54-78	.692	6	49	55	1.5	61	71	61	3	33	196	5.4
Wear, Travis	32-1	324	10.1	43-104	.413	2-6	.333	23-31	.742	36	33	69	2.2	35	7	24	2	8	111	3.5
McDonald, Leslie	34-0	350	10.3	42-136	.309	11-53	.208	19-29	.655	17	33	50	1.5	31	22	18	5	8	114	3.4
Wear, David	27-2	280	10.4	31-71	.437	8-16	.500	9-16	.563	17	28	45	1.7	20	11	20	2	7	79	2.9
Watts, Justin	23-2	143	6.2	15-37	.405	4-9	.444	6-14	.429	8	11	19	0.8	12	18	15	4	5	40	1.7
Thornton, Thomas	12-1	25	2.1	2-6	.333	2-5	.400	0-2	.000	1	2	3	0.3	3	1	3	0	1	6	0.5
Petree, Terrence	12-0	17	1.4	3-4	.750	0-0	—	0-2	.000	1	5	6	0.5	1	1	2	0	0	6	0.5
Campbell, Marc	12-1	31	2.6	1-6	.167	1-5	.200	1-2	.500	0	1	1	0.1	1	4	5	0	3	4	0.3
Gallagher, James	12-1	19	1.6	0-1	.000	0-0	—	0-1	.000	1	2	3	0.3	1	2	0	0	1	0	0.0
Team										64	57	121				6				
UNC	37	7451		1012-2294	.441	176-535	.329	558-854	.653	558	995	1553	42.0	564	577	562	209	250	2758	74.5
Opponents	37	7451		984-2389	.412	284-829	.343	409-585	.699	484	870	1354	36.6	713	536	508	168	318	2661	71.9

2010-11, Overall: 29-8, ACC: 14-2 (1st), NCAA Final 8, No. 7 in media and No. 8 in coaches' polls

Player	GP-GS	MIN	AVE	FG	FG%	3FG	3FG%	FT	FT%	OFF	DEF	REB	AVG	PF	A	TO	BL	ST	PTS	AVG
Zeller, Tyler	37-36	1041	28.1	210-384	.547	0-0	—	161-211	.763	107	161	268	7.2	100	23	50	45	27	581	15.7
Barnes, Harrison	37-36	1087	29.4	210-497	.423	67-195	.344	93-124	.750	75	141	216	5.8	72	53	72	16	27	580	15.7
Henson, John	37-36	989	26.7	182-364	.500	1-6	.167	68-142	.479	120	254	374	10.1	65	30	76	118	22	433	11.7
Strickland, Dexter	37-36	1000	27.0	94-206	.456	8-32	.250	83-121	.686	34	82	116	3.1	71	82	54	0	46	279	7.5
McDonald, Leslie	36-0	565	15.7	86-223	.386	51-134	.381	29-39	.744	28	49	77	2.1	63	20	30	2	19	252	7.0
Marshall, Kendall	37-20	912	24.6	76-182	.418	20-53	.377	58-84	.690	6	71	77	2.1	50	230	92	3	40	230	6.2
Bullock, Reggie	27-0	392	14.5	62-169	.367	29-98	.296	13-23	.565	22	54	76	2.8	25	16	13	3	18	166	6.1
Knox, Justin	37-1	534	14.4	63-120	.525	0-0	—	43-67	.642	40	78	118	3.2	70	13	42	12	8	169	4.6
Drew, Larry	21-17	479	22.8	33-86	.384	6-29	.207	21-31	.677	4	45	49	2.3	41	82	38	0	23	93	4.4
Watts, Justin	34-0	314	9.2	21-56	.375	7-21	.333	16-30	.533	22	42	64	1.9	29	18	15	4	2	65	1.9
Crouch, Patrick	12-0	20	1.7	4-8	.500	1-3	.333	0-0	—	0	1	1	0.1	5	0	3	0	0	9	0.8
Bolick, Daniel	14-1	19	1.4	1-4	.250	0-1	.000	4-4	1.000	0	5	5	0.4	1	2	1	0	0	6	0.4
Johnston, D.J.	13-1	21	1.6	2-8	.250	0-1	.000	0-0	—	2	6	8	0.6	0	1	1	1	0	4	0.3
Hatchell, Van	11-1	16	1.5	0-5	.000	0-4	.000	1-2	.500	1	3	4	0.4	2	1	2	0	0	1	0.1
Dupont, David	12-0	18	1.5	0-4	.000	0-3	.000	0-0	—	2	3	5	0.4	1	1	1	0	0	0	0.0
Cooper, Stewart	12-0	17	1.4	0-2	.000	0-0	—	0-0	—	1	3	4	0.3	2	1	1	0	0	0	0.0
Team										61	55	116				2				
UNC	37	7424		1044-2318	.450	190-580	.328	590-878	.672	525	1053	1578	42.6	597	573	493	204	232	2868	77.5
Opponents	37	7424		948-2339	.405	267-806	.331	382-580	.659	454	889	1343	36.3	744	474	528	114	278	2545	68.8

# 2011-12

Overall: 32-6, ACC: 14-2 (1st), NCAA Final 8, No. 4 in media and No. 6 in coaches' polls

Player	GP-GS	MIN	AVE	FG	FG%	3FG	3FG%	FT	FT%	OFF	DEF	REB	AVG	PF	A	TO	BL	ST	PTS	AVG
Barnes, Harrison	38-37	1111	29.2	229-521	.440	49-137	.358	141-195	.723	74	124	198	5.2	68	43	74	13	41	648	17.1
Zeller, Tyler	38-38	1070	28.2	220-398	.553	0-0	–	181-224	.808	146	219	365	9.6	102	36	73	58	34	621	16.3
Henson, John	35-34	1019	29.1	205-410	.500	0-0	–	69-135	.511	89	259	348	9.9	55	44	45	101	20	479	13.7
Bullock, Reggie	38-18	965	25.4	124-290	.428	71-186	.382	16-22	.727	63	130	193	5.1	46	52	38	8	25	335	8.8
Marshall, Kendall	36-35	1188	33.0	105-225	.467	28-79	.354	55-79	.696	6	88	94	2.6	56	351	101	6	43	293	8.1
Strickland, Dexter	19-19	461	24.3	57-100	.570	0-2	.000	28-42	.667	10	29	39	2.1	29	39	26	3	25	142	7.5
McAdoo, James M	38-3	594	15.6	85-196	.434	0-0	–	60-94	.638	53	94	147	3.9	53	11	29	13	33	230	6.1
Hairston, P.J.	37-0	482	13.0	61-198	.308	38-139	.273	52-62	.839	28	53	81	2.2	54	28	27	6	14	212	5.7
Watts, Justin	38-1	273	7.2	19-45	.422	1-6	.167	7-19	.368	21	30	51	1.3	26	8	11	5	10	46	1.2
White, Stilman	34-2	196	5.8	6-30	.200	3-19	.158	14-24	.583	1	11	12	0.4	32	32	5	0	8	29	0.9
Hubert, Desmond	25-0	123	4.9	8-18	.444	0-0	–	1-13	.077	21	16	37	1.5	18	6	8	7	3	17	0.7
Simmons, Jackson	23-0	42	1.8	7-17	.412	0-0	–	1-4	.250	6	11	17	0.7	1	1	2	1	1	15	0.7
Dupont, David	21-1	31	1.5	3-10	.300	3-6	.500	1-2	.500	1	2	3	0.1	3	2	0	0	0	10	0.5
Crouch, Patrick	23-1	38	1.7	3-11	.273	1-6	.167	2-4	.500	0	6	6	0.3	3	6	9	0	1	9	0.4
Cooper, Stewart	21-1	32	1.5	2-4	.500	0-0	–	1-3	.333	1	0	1	0.1	4	0	3	0	1	5	0.2
Team										69	50	119		1			3			
UNC	38	7625		1134-2473	.459	194-580	.334	629-922	.682	589	1122	1711	45.0	551	659	454	221	259	3091	81.3
Opponents	38	7625		957-2431	.394	275-862	.319	360-529	.681	425	888	1313	34.6	784	445	507	129	238	2549	67.1



# 2012-13

Overall: 25-11, ACC: 12-6 (3rd), NCAA 2nd Round

Player	GP-GS	MIN	AVE	FG	FG%	3FG	3FG%	FT	FT%	OFF	DEF	REB	AVG	PF	A	TO	BL	ST	PTS	AVG
Hairston, P.J.	34-14	804	23.6	159-369	.431	89-225	.396	88-113	.779	65	82	147	4.3	64	46	39	14	43	495	14.6
McAdoo James M	36-36	1076	29.9	209-470	.445	0-2	.000	100-173	.578	89	174	263	7.3	84	41	96	14	54	518	14.4
Bullock, Reggie	35-35	1100	31.4	172-356	.483	88-202	.436	56-73	.767	71	155	226	6.5	50	101	43	10	44	488	13.9
Paige, Marcus	35-34	1021	29.2	95-267	.356	45-131	.344	51-61	.836	8	86	94	2.7	61	161	86	5	48	286	8.2
Strickland, Dexter	36-36	1005	27.9	105-241	.436	4-23	.174	68-98	.694	20	67	87	2.4	56	150	47	3	42	282	7.8
McDonald, Leslie	30-1	530	17.7	71-199	.357	42-117	.359	31-39	.795	21	41	62	2.1	42	36	20	3	16	215	7.2
Johnson, Brice	36-2	380	10.6	90-176	.511	0-0	-	15-26	.577	33	82	115	3.2	56	10	19	19	17	195	5.4
Tokoto, J.P.	35-0	302	8.6	40-82	.488	1-11	.091	10-26	.385	27	32	59	1.7	27	26	31	5	17	91	2.6
James, Joel	30-3	281	9.4	30-58	.517	0-0	-	9-16	.563	27	45	72	2.4	35	6	20	10	7	69	2.3
Simmons, Jackson	32-0	234	7.3	25-38	.658	0-0	-	9-14	.643	28	27	55	1.7	25	8	6	4	2	59	1.8
Hubert, Desmond	36-18	338	9.4	19-35	.543	0-0	-	3-14	.214	26	34	60	1.7	27	4	13	30	8	41	1.1
Davis, Luke	20-0	82	4.1	2-2	1.000	2-2	1.000	2-2	1.000	0	4	4	0.2	6	24	7	0	3	8	0.4
Moody, Wade	13-0	18	1.4	2-7	.286	1-3	.333	0-0	-	1	0	1	0.1	2	2	4	0	1	5	0.4
Manor, James	12-0	17	1.4	2-11	.182	0-4	.000	0-0	-	2	1	3	0.3	1	0	0	0	1	4	0.3
Robinson, Denzel	12-0	17	1.4	1-2	.500	0-0	-	0-0	-	2	2	4	0.3	0	0	1	0	0	2	0.2
Tanner, Frank	13-1	20	1.5	1-8	.125	0-3	.000	0-0	-	2	0	2	0.2	2	1	3	0	0	2	0.2
Team										66	67	133				7			2	
UNC	36	7225		1023-2321	.441	272-723	.376	442-655	.675	488	899	1387	38.5	538	616	442	117	303	2762*	76.7
Opponents	36	7225		918-2170	.423	248-717	.346	408-581	.702	417	911	1328	36.9	599	439	558	134	244	2492	69.2

\* two UNC points on 3/3/2013 were scored by a Florida State player

# 2013-14

Overall: 24-10, ACC: 13-5 (T-3rd), NCAA 2nd Round, No. 19 in media and No. 21 in coaches' polls

Player	GP-GS	MIN	AVE	FG	FG%	3FG	3FG%	FT	FT%	OFF	DEF	REB	AVG	PF	A	TO	BL	ST	PTS	AVG
Paige, Marcus	34-33	1211	35.6	191-434	.440	86-221	.389	128-146	.877	18	91	109	3.2	68	143	73	7	51	596	17.5
McAdoo, James M	34-34	1023	30.1	173-378	.458	0-7	.000	138-257	.537	90	140	230	6.8	92	59	48	31	45	484	14.2
McDonald, Leslie	25-18	677	27.1	88-228	.386	43-138	.312	41-66	.621	10	39	49	2.0	73	37	28	2	11	260	10.4
Johnson, Brice	34-2	661	19.4	150-265	.566	0-0	-	51-82	.622	77	132	209	6.1	95	30	40	43	25	351	10.3
Tokoto, J.P.	34-33	975	28.7	129-264	.489	8-36	.222	49-98	.500	65	132	197	5.8	92	103	64	18	55	315	9.3
Meeks, Kennedy	34-17	553	16.3	103-188	.548	0-0	-	51-87	.586	80	127	207	6.1	58	27	35	27	11	257	7.6
Britt, Nate	34-16	711	20.9	58-158	.367	3-12	.250	54-68	.794	7	42	49	1.4	84	80	58	3	37	173	5.1
James, Joel	30-13	236	7.9	19-49	.388	0-0	-	14-18	.778	30	51	81	2.7	37	6	18	4	2	52	1.7
Hicks, Isaiah	34-0	249	7.3	15-36	.417	1-5	.200	11-19	.579	14	21	35	1.0	35	7	14	12	5	42	1.2
Manor, James	8-1	13	1.6	3-6	.500	2-4	.500	0-0	-	0	2	2	0.3	1	1	0	1	0	8	1.0
Simmons, Jackson	32-1	184	5.8	11-20	.550	0-0	-	10-20	.500	13	21	34	1.1	20	9	4	1	5	32	1.0
Moody, Wade	12-1	25	2.1	3-6	.500	3-5	.600	0-0	-	0	0	0	0.0	3	6	1	0	0	9	0.8
Hubert, Desmond	31-0	189	6.1	7-15	.467	0-0	-	5-17	.294	17	17	34	1.1	21	3	8	12	0	19	0.6
Robinson, Denzel	8-1	13	1.6	1-2	.500	0-0	-	0-0	-	1	4	5	0.6	1	1	1	0	0	2	0.3
Davis, Luke	21-0	130	6.2	2-8	.250	0-6	.000	0-4	.000	1	7	8	0.4	10	11	6	0	2	4	0.2
Team										60	41	101				8				
UNC	34	6850		953-2057	.463	146-434	.336	552-882	.626	483	867	1350	39.7	690	523	406	161	249	2604	76.6
Opponents	34	6850		810-1949	.416	211-665	.317	541-807	.670	395	784	1179	34.7	717	374	462	136	202	2372	69.8

# 2014-15

Overall: 26-12, ACC: 11-7 (5th), NCAA Final 16, No. 15 in media and No. 12 in coaches' polls

Player	GP-GS	MIN	AVE	FG	FG%	3FG	3FG%	FT	FT%	OFF	DEF	REB	AVG	PF	A	TO	BL	ST	PTS	AVG
Paige, Marcus	38-38	1263	33.2	172-416	.413	94-238	.395	96-111	.865	14	96	110	2.9	62	170	73	8	65	534	14.1
Johnson, Brice	38-37	940	24.7	207-366	.566	0-0	-	78-115	.678	89	206	295	7.8	112	35	58	42	26	492	12.9
Meeks, Kennedy	37-32	862	23.3	168-299	.562	0-1	.000	84-131	.641	95	176	271	7.3	98	39	58	46	23	420	11.4
Jackson, Justin	38-37	1014	26.7	157-329	.477	28-92	.304	66-93	.710	52	87	139	3.7	55	88	52	19	20	408	10.7
Tokoto, J.P.	38-34	1106	29.1	116-271	.428	12-32	.375	72-117	.615	61	152	213	5.6	91	163	85	13	56	316	8.3
Hicks, Isaiah	38-3	562	14.8	99-182	.544	0-1	.000	54-87	.621	56	57	113	3.0	95	11	34	15	9	252	6.6
Britt, Nate	38-3	582	15.3	61-159	.384	26-71	.366	60-68	.882	11	43	54	1.4	69	57	38	1	18	208	5.5
Berry II, Joel	30-0	397	13.2	40-99	.404	17-48	.354	28-37	.757	3	23	26	0.9	44	46	21	1	12	125	4.2
Pinson, Theo	24-1	300	12.5	25-68	.368	7-26	.269	11-18	.611	21	51	72	3.0	22	37	17	5	14	68	2.8
James, Joel	38-3	382	10.1	41-91	.451	0-0	-	12-18	.667	25	47	72	1.9	52	6	20	9	4	94	2.5
Seymore, Sasha	6-0	11	1.8	2-4	.500	0-0	-	3-4	.750	1	1	2	0.3	2	0	3	0	0	7	1.2
Simmons, Jackson	28-1	102	3.6	9-13	.692	0-0	-	3-4	.750	7	5	12	0.4	17	1	2	0	2	21	0.8
Hubert, Desmond	21-0	81	3.9	2-5	.400	0-0	-	3-9	.333	10	12	22	1.0	14	1	6	1	1	7	0.3
Coleman, Justin	10-0	19	1.9	0-6	.000	0-4	.000	1-2	.500	1	2	3	0.3	1	3	1	0	0	1	0.1
White, Stilman	9-0	23	2.6	0-1	.000	0-1	.000	0-0	-	1	0	1	0.1	2	3	0	0	0	0	0.0
Davis, Luke	3-1	4	1.3	0-0	-	0-0	-	0-0	-	0	0	0	0.0	1	1	0	0	0	0	0.0
Dalton, Spenser	2-0	2	1.0	0-0	-	0-0	-	0-0	-	0	0	0	0.0	0	0	0	0	1	0	0.0
Team										79	57	136		1		13				
UNC	38	7650		1099-2309	.476	184-514	.358	571-814	.701	526	1015	1541	40.6	738	661	481	160	251	2953	77.7
Opponents	38	7650		889-2232	.398	247-822	.300	591-843	.701	460	790	1250	32.9	693	466	468	147	255	2616	68.8

2015-16

Overall: 33-7, ACC: 14-4 (1st), NCAA Finalist, No. 3 in media and No. 2 in coaches' polls

Player	GP-GS	MIN	AVE	FG	FG%	3FG	3FG%	FT	FT%	OFF	DEF	REB	AVG	PF	A	TO	BL	ST	PTS	AVG
Johnson, Brice	40-39	1121	28.0	267-435	.614	0-0	–	144-184	.783	115	301	416	10.4	106	58	71	59	43	678	17.0
Berry II, Joel	40-39	1228	30.7	177-397	.446	68-178	.382	91-105	.867	26	108	134	3.4	89	151	62	9	58	513	12.8
Paige, Marcus	34-34	1075	31.6	141-354	.398	74-208	.356	72-93	.774	15	71	86	2.5	51	128	42	15	39	428	12.6
Jackson, Justin	40-38	1135	28.4	194-416	.466	35-120	.292	64-96	.667	71	85	156	3.9	69	113	42	17	25	487	12.2
Meeks, Kennedy	33-28	679	20.6	131-239	.548	0-0	–	42-61	.689	80	116	196	5.9	74	35	46	34	27	304	9.2
Hicks, Isaiah	40-3	723	18.1	132-215	.614	0-0	–	93-123	.756	79	106	185	4.6	121	27	47	23	20	357	8.9
Britt, Nate	39-0	600	15.4	73-190	.384	26-81	.321	40-50	.800	13	44	57	1.5	46	68	34	0	25	212	5.4
Pinson, Theo	40-7	747	18.7	59-146	.404	18-62	.290	45-67	.672	43	84	127	3.2	69	115	49	10	24	181	4.5
James, Joel	37-10	289	7.8	34-75	.453	0-0	–	12-23	.522	35	49	84	2.3	45	0	15	7	1	80	2.2
Maye, Luke	33-0	178	5.4	15-40	.375	2-7	.286	6-14	.429	24	30	54	1.6	26	7	10	3	3	38	1.2
Williams, Kenny	30-0	122	4.1	8-22	.364	1-13	.077	6-6	1.000	4	7	11	0.4	11	6	1	0	3	23	0.8
Coleman, Justin	14-1	17	1.2	1-4	.250	0-2	.000	1-2	.500	0	1	1	0.1	2	1	1	0	0	3	0.2
White, Stilman	18-0	30	1.7	1-8	.125	0-2	.000	1-2	.500	4	2	6	0.3	5	2	2	0	0	3	0.2
Coker, Kanler	13-0	16	1.2	1-4	.250	0-2	.000	0-0	–	1	6	7	0.5	2	1	2	0	0	2	0.2
Dalton, Spenser	18-1	21	1.2	1-9	.111	0-7	.000	0-0	–	1	1	2	0.1	1	0	1	0	0	2	0.1
Egbuna, Toby	16-0	19	1.2	0-7	.000	0-3	.000	0-0	–	0	2	2	0.1	1	0	1	0	1	0	0.0
Team										57	43	100				5				
UNC	40	8000		1235-2561	.482	224-685	.327	617-826	.747	568	1056	1624	40.6	718	712	431	177	269	3311	82.8
Opponents	40	8000		993-2385	.416	308-850	.362	505-725	.697	451	829	1280	32.0	734	434	511	122	225	2801	70.0

2016-17

Overall: 33-7, ACC: 14-4 (1st), NCAA Champions, No. 5 in media and No. 1 in coaches' polls

Player	GP-GS	MIN	AVE	FG	FG%	3FG	3FG%	FT	FT%	OFF	DEF	REB	AVG	PF	A	TO	BL	ST	PTS	AVG
Jackson, Justin	40-39	1280	32.0	264-596	.443	105-284	.370	98-131	.748	58	128	186	4.7	55	113	68	9	31	731	18.3
Berry II, Joel	38-37	1155	30.4	182-427	.426	88-230	.383	106-137	.774	16	102	118	3.1	84	138	72	5	53	558	14.7
Meeks, Kennedy	40-40	973	24.3	206-371	.555	0-0	–	89-143	.622	152	226	378	9.5	94	41	48	47	38	501	12.5
Hicks, Isaiah	39-39	907	23.3	174-302	.576	0-0	–	113-145	.779	72	141	213	5.5	119	55	64	29	16	461	11.8
Bradley, Tony	38-0	555	14.6	102-178	.573	0-0	–	65-105	.619	98	97	195	5.1	69	23	25	22	10	269	7.1
Williams, Kenny	26-22	617	23.7	58-139	.417	27-80	.338	19-30	.633	34	52	86	3.3	40	56	30	8	23	162	6.2
Pinson, Theo	21-13	500	23.8	43-113	.381	9-38	.237	33-47	.702	28	69	97	4.6	37	77	31	4	18	128	6.1
Maye, Luke	35-1	497	14.2	78-163	.479	16-40	.400	22-38	.579	58	80	138	3.9	63	41	30	7	15	194	5.5
Britt, Nate	40-7	760	19.0	64-181	.354	26-78	.333	27-37	.730	11	62	73	1.8	71	94	37	2	41	181	4.5
Robinson, Brandon	36-0	281	7.8	22-64	.344	7-30	.233	18-27	.667	11	32	43	1.2	31	28	14	3	9	69	1.9
Woods, Seventh	40-0	309	7.7	17-60	.283	2-11	.182	25-41	.610	6	49	55	1.4	28	49	42	2	21	61	1.5
White, Stilman	27-1	97	3.6	10-20	.500	2-4	.500	16-18	.889	5	6	11	0.4	9	5	3	0	3	38	1.4
Rush, Shea	20-0	33	1.7	4-14	.286	1-3	.333	6-12	.500	1	3	4	0.2	4	0	2	1	3	15	0.8
Coker, Kanler	21-1	28	1.3	2-4	.500	0-0	–	5-5	1.000	2	2	4	0.2	6	1	1	0	1	9	0.4
Rohlman, Aaron	20-0	33	1.7	0-1	.000	0-0	–	0-0	–	1	12	13	0.7	1	1	1	0	1	0	0.0
Team										77	58	135				5				
UNC	40	8025		1226-2633	.466	283-798	.355	642-916	.701	630	1119	1749	43.7	712	722	473	139	283	3377	84.4
Opponents	40	8025		982-2377	.413	319-939	.340	541-746	.725	367	890	1257	31.4	782	458	544	177	249	2824	70.6

2017-18

Overall: 26-11, ACC: 11-7 (Tied 3rd), NCAA 2nd Round, No. 10 in media and No. 14 in coaches' polls

Player	GP-GS	MIN	AVE	FG	FG%	3FG	3FG%	FT	FT%	OFF	DEF	REB	AVG	PF	A	TO	BL	ST	PTS	AVG
Berry II, Joel	36-36	1193	33.1	208-525	.396	93-270	.344	108-121	.893	20	107	127	3.5	58	116	68	12	42	617	17.1
Maye, Luke	37-37	1133	32.2	251-516	.486	50-116	.431	73-117	.624	113	260	373	10.1	92	88	69	38	36	625	16.9
Johnson, Cameron	26-20	762	29.3	113-265	.426	47-138	.341	50-59	.847	44	78	122	4.7	45	60	27	5	18	323	12.4
Williams, Kenny	37-36	1149	31.1	156-321	.486	72-179	.402	38-54	.704	39	97	136	3.7	69	88	40	18	38	422	11.4
Pinson, Theo	37-37	1100	29.7	130-275	.473	12-53	.226	108-132	.818	55	185	240	6.5	84	187	89	20	40	380	10.3
Manley, Sterling	37-0	369	10.0	73-129	.566	0-0	–	54-78	.692	49	84	133	3.6	44	11	32	24	2	200	5.4
Brooks, Garrison	37-16	540	14.6	65-123	.528	0-0	–	37-63	.587	61	67	128	3.5	68	20	33	11	11	167	4.5
Felton, Jalek	22-1	213	9.7	24-62	.387	11-35	.314	4-6	.667	2	18	20	0.9	11	35	24	2	8	63	2.9
Platek, Andrew	35-0	264	7.5	27-55	.491	10-27	.370	7-10	.700	15	24	39	1.1	21	18	10	2	3	71	2.0
Robinson, Brandon	35-0	302	8.6	21-56	.375	9-23	.391	10-14	.714	20	28	48	1.4	45	22	16	5	6	61	1.7
Huffman, Brandon	29-0	98	3.4	19-35	.543	0-0	–	9-16	.563	17	24	41	1.4	18	1	12	8	0	47	1.6
Woods, Seventh	20-0	140	7.0	9-30	.300	0-4	.000	4-5	.800	1	13	14	0.7	21	20	12	1	6	22	1.1
Rush, Shea	20-0	29	1.5	3-12	.250	1-3	.333	0-0	–	2	4	6	0.3	6	2	6	3	3	7	0.4
Rohlman, Aaron	21-1	30	1.4	3-3	1.000	0-0	–	0-1	.000	2	7	9	0.4	2	2	2	0	0	6	0.3
Miller, Walker	20-0	29	1.5	2-7	.286	0-0	–	1-1	1.000	1	6	7	0.4	3	4	1	2	0	5	0.3
Ma, Kane	12-1	13	1.1	1-3	.333	0-1	.000	0-0	–	0	1	1	0.1	0	0	0	0	0	2	0.2
Team										70	56	126				4				
UNC	37	7425		1105-2417	.457	305-849	.359	503-677	.743	511	1059	1570	42.4	587	674	445	151	213	3018	81.6
Opponents	37	7425		972-2297	.423	357-940	.380	410-597	.687	362	854	1216	32.9	658	541	433	176	228	2711	73.3

2018-19

Overall: 29-7, ACC: 16-2 (Tied 1st), NCAA Sweet 16, No. 3 in media and No. 9 in coaches' polls

Player	GP-GS	MIN	AVE	FG	FG%	3FG	3FG%	FT	FT%	OFF	DEF	REB	AVG	PF	A	TO	BL	ST	PTS	AVG
Johnson, Cameron	36-36	1078	29.9	211-417	.506	96-210	.457	90-110	.818	65	142	207	5.8	53	86	54	10	43	608	16.9
White, Coby	35-35	999	28.5	188-445	.422	82-232	.353	104-130	.800	12	112	124	3.5	68	143	93	11	38	562	16.1
Maye, Luke	36-36	1112	30.9	198-460	.430	36-125	.288	103-133	.774	92	285	377	10.5	93	84	71	20	23	535	14.9
Little, Nassir	36-0	654	18.2	131-273	.480	14-52	.269	77-100	.770	58	109	147	4.6	59	24	48	19	19	353	9.8
Williams, Kenny	36-36	1080	30.0	107-268	.399	43-146	.295	51-64	.797	40	99	139	3.9	64	126	59	11	34	308	8.6
Brooks, Garrison	36-36	829	23.0	116-202	.574	0-0	-	53-83	.639	82	120	202	5.6	104	45	30	18	20	285	7.9
Manley, Sterling	18-0	149	8.3	26-45	.578	0-0	-	11-20	.550	14	39	53	2.9	25	4	12	8	4	63	3.5
Robinson, Brandon	35-0	414	11.8	42-85	.494	23-50	.460	12-19	.632	16	40	56	1.6	48	48	17	5	13	119	3.4
Black, Leaky	23-0	237	10.3	23-49	.469	5-12	.417	6-7	.857	10	39	49	2.1	27	27	15	4	14	57	2.5
Woods, Seventh	34-1	366	10.8	31-74	.419	4-10	.400	18-28	.643	4	29	33	1.0	39	72	51	4	30	84	2.5
Huffman, Brandon	27-0	67	2.5	13-22	.591	0-0	-	5-12	.417	11	13	24	0.9	8	2	1	3	2	31	1.1
Platek, Andrew	32-0	115	3.6	14-30	.467	5-15	.333	2-4	.500	4	5	9	0.3	15	7	5	3	6	35	1.1
Smith, K.J.	22-0	40	1.8	7-15	.467	3-7	.429	4-5	.800	1	2	3	0.1	3	7	3	1	0	21	1.0
Miller, Walker	19-0	30	1.6	7-12	.583	0-0	-	2-5	.400	1	6	7	0.4	1	1	1	1	1	16	0.8
Ellis, Caleb	19-0	28	1.5	4-6	.667	1-1	1.000	1-3	.333	2	0	2	0.1	1	1	1	2	3	10	0.5
Rush, Shea	19-0	27	1.4	0-7	.000	0-2	.000	2-5	.400	3	3	6	0.3	3	1	4	0	2	2	0.1
Team										65	54	119								
UNC	36	7225		1118-2410	.464	312-862	.362	541-728	.743	480	1097	1577	43.8	611	678	471	120	252	3089	85.8
Opponents	36	7225		935-2248	.416	330-985	.335	434-639	.679	324	880	1204	33.4	630	507	501	169	242	2636	73.2

2019-20

Overall: 14-19, ACC: 6-14 (Tied 13th)

Player	GP-GS	MIN	AVE	FG	FG%	3FG	3FG%	FT	FT%	OFF	DEF	REB	AVG	PF	A	TO	BL	ST	PTS	AVG
Anthony, Cole	22-22	768	34.9	131-345	.380	49-141	.348	96-128	.750	10	115	125	5.7	64	88	77	6	29	407	18.5
Brooks, Garrison	32-31	1118	34.9	207-387	.535	2-7	.286	123-192	.641	103	170	273	8.5	82	63	66	17	17	539	16.8
Robinson, Brandon	24-23	724	30.2	93-225	.413	59-160	.369	38-46	.826	22	54	76	3.2	67	57	39	10	25	283	11.8
Bacot, Armando	32-32	780	24.4	114-243	.469	0-0	—	80-124	.645	87	176	263	8.2	81	39	55	36	16	308	9.6
Harris, Anthony	5-0	61	12.2	12-22	.545	3-7	.429	7-8	.875	3	2	5	1.0	6	3	2	0	4	34	6.8
Black, Leaky	32-31	954	29.8	80-223	.359	16-63	.254	32-46	.696	45	116	161	5.0	71	83	56	25	40	208	6.5
Keeling, Christian	33-9	632	19.1	86-200	.430	16-50	.320	24-32	.750	25	68	93	2.8	53	21	37	6	16	212	6.4
Pierce, Justin	32-2	591	18.5	62-166	.373	16-71	.225	19-35	.543	56	72	128	4.0	54	29	26	9	13	159	5.0
Platek, Andrew	31-9	555	17.9	45-124	.363	13-57	.228	18-30	.600	22	42	64	2.1	24	44	19	2	10	121	3.9
Francis, Jeremiah	16-3	217	13.6	15-66	.227	4-20	.200	18-26	.692	1	19	20	1.3	18	26	19	0	7	52	3.3
Huffman, Brandon	14-0	51	3.6	8-12	.667	0-0	—	2-5	.400	7	6	13	0.9	8	0	2	3	0	18	1.3
Smith, K.J.	21-3	121	5.8	5-20	.250	1-10	.100	7-8	.875	2	11	13	0.6	8	16	9	0	5	18	0.9
Rush, Shea	15-1	23	1.6	2-9	.222	2-8	.250	2-3	.667	1	3	4	0.3	2	0	4	1	0	8	0.5
Miller, Walker	23-0	62	2.7	4-10	.400	0-0	—	3-4	.750	4	10	14	0.6	7	2	5	1	0	11	0.5
Ellis, Caleb	11-0	13	1.3	1-3	.333	0-1	.000	0-0	—	1	1	2	0.2	1	0	0	0	0	2	0.2
McAdoo, Ryan	10-0	12	1.2	0-2	.000	0-0	—	1-2	.500	1	0	1	0.1	3	1	0	0	0	1	0.1
O'Han, Robbie	12-1	13	1.1	0-1	.000	0-0	—	0-0	—	0	1	1	0.1	1	0	1	0	1	0	0.0
Team										64	62	126				9			2	
<b>UNC</b>	<b>33</b>	<b>6700</b>		<b>865-2058</b>	<b>.420</b>	<b>181-595</b>	<b>.304</b>	<b>470-689</b>	<b>.682</b>	<b>454</b>	<b>928</b>	<b>1382</b>	<b>41.9</b>	<b>550</b>	<b>472</b>	<b>426</b>	<b>116</b>	<b>183</b>	<b>2383*</b>	<b>72.2</b>
<b>Opponents</b>	<b>33</b>	<b>6700</b>		<b>843-2000</b>	<b>.422</b>	<b>277-824</b>	<b>.336</b>	<b>440-583</b>	<b>.755</b>	<b>296</b>	<b>836</b>	<b>1132</b>	<b>34.3</b>	<b>616</b>	<b>455</b>	<b>378</b>	<b>138</b>	<b>229</b>	<b>2403</b>	<b>72.8</b>

\* two UNC points on 11/6/2019 were scored by a Notre Dame player





# KENPOM STATS

## OVERALL KENPOM RANKING

Year	National Rank
2019-20	84
2018-19	7
2017-18	8
2016-17	3
2015-16	2
2014-15	11
2013-14	27
2012-13	32
2011-12	6
2010-11	14
2009-10	61
2008-09	1
2007-08	3
2006-07	3
2005-06	12
2004-05	2
2003-04	11
2002-03	55
2001-02	137

## ADJ. OFFENSIVE EFFICIENCY (PTS/100 POSSESSIONS)

Year	Nat'l Rk	Rating
2019-20	77	107.7
2018-19	8	119.7
2017-18	6	120.3
2016-17	9	120.7
2015-16	1	124.1
2014-15	10	116.5
2013-14	48	111.7
2012-13	27	110.0
2011-12	13	114.0
2010-11	49	109.8
2009-10	102	105.5
2008-09	1	122.4
2007-08	1	120.4
2006-07	4	119.4
2005-06	11	114.5
2004-05	2	121.9
2003-04	11	115.3
2002-03	68	106.4
2001-02	119	103.2

## ADJ. DEFENSIVE EFFICIENCY (PTS/100 POSSESSIONS)

Year	Nat'l Rk	Rating
2019-20	94	98.4
2018-19	15	92.0
2017-18	38	96.7
2016-17	11	92.5
2015-16	27	95.6
2014-15	51	96.0
2013-14	21	95.4
2012-13	55	94.9
2011-12	14	91.1
2010-11	4	90.4
2009-10	39	94.4
2008-09	21	92.9
2007-08	19	92.5
2006-07	10	91.5
2005-06	39	94.5
2004-05	12	91.7
2003-04	23	93.5
2002-03	60	95.9
2001-02	174	101.7

## STRENGTH OF SCHEDULE

Year	National Rank
2019-20	24
2018-19	8
2017-18	1
2016-17	6
2015-16	6
2014-15	1
2013-14	19
2012-13	19
2011-12	35
2010-11	8
2009-10	10
2008-09	15
2007-08	3
2006-07	7

## 2005-06 22

2004-05	1
2003-04	1
2002-03	6
2001-02	7

## EFFECTIVE FIELD GOAL PCT.

Year	Nat'l Rk	Pct
2019-20	309	46.4
2018-19	80	52.9
2017-18	124	52.0
2016-17	115	51.7
2015-16	54	52.6
2014-15	74	51.6
2013-14	158	49.9
2012-13	129	49.9
2011-12	141	49.8
2010-11	169	49.1
2009-10	204	48.0
2008-09	45	52.8
2007-08	49	53.0
2006-07	23	54.4
2005-06	26	53.6
2004-05	4	56.0
2003-04	89	51.0
2002-03	116	50.7
2001-02	174	50.5

## TURNOVER PCT.

Year	Nat'l Rk	Pct
2019-20	119	18.1
2018-19	84	17.2
2017-18	61	16.7
2016-17	39	16.2
2015-16	21	15.4
2014-15	109	18.2
2013-14	76	16.9
2012-13	33	17.2
2011-12	10	16.4
2010-11	68	18.3
2009-10	192	20.9
2008-09	10	16.5
2007-08	52	18.7
2006-07	38	18.5
2005-06	239	22.7
2004-05	149	21.0
2003-04	103	20.3
2002-03	134	20.8
2001-02	232	22.7

## OFFENSIVE REBOUND PCT.

Year	Nat'l Rk	Pct
2019-20	12	35.3
2018-19	16	35.3
2017-18	3	37.4
2016-17	1	41.3
2015-16	3	40.7
2014-15	5	40.0
2013-14	13	38.1
2012-13	77	34.6
2011-12	10	39.6
2010-11	27	36.9
2009-10	16	38.9
2008-09	21	38.9
2007-08	1	42.4
2006-07	12	39.7
2005-06	7	41.2
2004-05	18	39.7
2003-04	13	39.7
2002-03	245	31.2
2001-02	262	30.8

## FTA/FGA

Year	Nat'l Rk	Pct
2019-20	154	33.5
2018-19	255	30.2
2017-18	315	28.0
2016-17	208	34.3
2015-16	285	32.3
2014-15	225	35.2
2013-14	97	42.9
2012-13	335	28.2
2011-12	150	37.3
2010-11	167	37.9

## 2009-10 179 37.3

2008-09	75	39.8
2007-08	128	38.0
2006-07	99	39.5
2005-06	61	40.5
2004-05	20	44.2
2003-04	107	39.2
2002-03	278	31.8
2001-02	212	35.7

## TWO-POINT PCT.

Year	Nat'l Rk	Pct
2019-20	283	46.8
2018-19	92	52.1
2017-18	135	51.0
2016-17	102	51.0
2015-16	21	53.9
2014-15	56	51.0
2013-14	117	49.7
2012-13	224	46.3
2011-12	103	49.7
2010-11	112	49.7
2009-10	178	47.6
2008-09	62	51.0
2007-08	46	52.1
2006-07	11	54.6
2005-06	28	52.5
2004-05	12	54.1
2003-04	75	50.2
2002-03	119	49.2
2001-02	107	49.3

## THREE-POINT PCT.

Year	Nat'l Rk	Pct
2019-20	306	30.4
2018-19	84	36.2
2017-18	112	35.9
2016-17	148	35.5
2015-16	259	32.7
2014-15	99	35.8
2013-14	201	33.6
2012-13	38	37.2
2011-12	207	33.4
2010-11	248	32.8
2009-10	225	32.8
2008-09	24	38.5
2007-08	78	37.2
2006-07	130	35.8
2005-06	51	37.5
2004-05	7	40.3
2003-04	118	35.2
2002-03	142	35.3
2001-02	131	35.0

## FREE THROW PCT.

Year	Nat'l Rk	Pct
2019-20	265	68.2
2018-19	60	74.3
2017-18	68	74.3
2016-17	172	70.2
2015-16	32	74.7
2014-15	141	70.2
2013-14	343	62.6
2012-13	226	67.7
2011-12	215	68.2
2010-11	236	67.2
2009-10	282	65.3
2008-09	15	75.6
2007-08	12	75.7
2006-07	111	71.2
2005-06	120	70.8
2004-05	53	72.5
2003-04	181	68.8
2002-03	263	66.3
2001-02	163	69.0

## 3-PT ATT/FG ATT

Year	Nat'l Rk	Pct
2019-20	334	28.9
2018-19	253	35.8
2017-18	240	34.1
2016-17	306	30.3
2015-16	338	26.7
2014-15	350	22.3
2013-14	349	21.1

## 2012-13 237 30.9

2011-12	337	23.5
2010-11	327	25.0
2009-10	338	23.4
2008-09	300	27.2
2007-08	339	22.6
2006-07	342	25.2
2005-06	199	31.7
2004-05	230	30.4
2003-04	257	29.0
2002-03	29	39.9
2001-02	51	37.6

## ASSISTS/FIELD GOALS MADE

Year	Nat'l Rank	A/FGM
2019-20	102	54.5
2018-19	14	60.6
2017-18	13	61.0
2016-17	39	59.2
2015-16	58	57.3
2014-15	35	60.2
2013-14	95	54.9
2012-13	41	60.2
2011-12	58	58.1
2010-11	135	54.9
2009-10	81	57.0
2008-09	100	57.0
2007-08	237	51.9
2006-07	85	59.0
2005-06	25	64.0
2004-05	37	62.6
2003-04	50	61.3
2002-03	37	61.6
2001-02	6	67.3

## POINTS DISTRIBUTION

### TWO-POINTERS

Year	Nat'l Rk	Pct
2019-20	21	57.4
2018-19	85	52.2
2017-18	77	53.0
2016-17	38	55.8
2015-16	5	61.5
2014-15	2	62.0
2013-14	2	62.0
2012-13	95	54.5
2011-12	13	60.8
2010-11	12	59.6
2009-10	9	60.6
2008-09	98	54.8
2007-08	5	59.9
2006-07	13	59.7
2005-06	142	52.7
2004-05	172	52.3
2003-04	72	55.4
2002-03	269	48.3
2001-02	249	49.0

### THREE-POINTERS

Year	Nat'l Rk	Pct
2018-19	330	22.8
2017-18	192	30.3
2016-17	294	25.3
2015-16	342	20.3
2014-15	344	18.7
2013-14	349	16.8
2012-13	122	29.3
2011-12	335	18.8
2010-11	326	19.9
2009-10	330	19.1
2008-09	285	23.1
2007-08	337	18.8
2006-07	327	19.8
2005-06	212	26.2
2004-05	219	25.5
2003-04	251	23.7
2002-03	27	34.5
2001-02	60	31.5

### FREE THROWS

Year	Nat'l Rk	Pct
2019-20	139	19.7
2018-19	244	17.5
2017-18	297	16.7

## 2016-17 224 18.9

2015-16	270	18.6
2014-15	249	19.3
2013-14	221	21.2
2012-13	336	16.2
2011-12	172	20.3
2010-11	215	20.6
2009-10	206	20.2
2008-09	77	22.1
2007-08	99	21.4
2006-07	156	20.5
2005-06	116	21.1
2004-05	71	22.2
2003-04	150	20.9
2002-03	297	17.2
2001-02	232	19.6

## AVERAGE POSSESSION LENGTH

Year	Nat'l Rk	Sec.
2019-20	87	16.7
2018-19	5	14.6
2017-18	14	15.4
2016-17	25	15.4
2015-16	19	15.5
2014-15	11	16.0
2013-14	10	15.3
2012-13	14	15.8
2011-12	3	14.5
2010-11	9	15.2
2009-10	6	15.0



## SELECT PLAYER HIGHLIGHTS

### ANTHONY, COLE (#2, Guard, New York, N.Y.)

ACC-record 34 points vs. Notre Dame in his college debut • All-ACC Freshman team and third-team All-ACC

Years	GP-GS	MIN	AVE	FG	FG%	3FG	3FG%	FT	FT%	OFF	DEF	REB	AVG	PF	A	TO	BL	ST	PTS	AVG
2019-20	22-20	767	34.9	131-345	.380	49-141	.348	96-128	.750	10	115	125	5.7	64	88	77	6	29	407	18.5

### BARNES, HARRISON (#40, Forward, Ames, Iowa)

Led Carolina in scoring in 2011 and 2012 • 2011 ACC Rookie of the Year • 2012 first-team All-ACC; 2016 U.S. Olympian

Years	GP-GS	MIN	AVE	FG	FG%	3FG	3FG%	FT	FT%	OFF	DEF	REB	AVG	PF	A	TO	BL	ST	PTS	AVG
2010-11	37-36	1087	29.4	210-497	.423	67-195	.344	93-124	.750	75	141	216	5.8	72	53	72	16	27	580	15.7
2011-12	38-37	1111	29.2	229-521	.440	49-137	.358	141-195	.723	74	124	198	5.2	68	43	74	13	41	648	17.1
Totals	75-73	2198	29.3	439-1018	.431	116-332	.349	234-319	.734	149	265	414	5.5	140	96	146	29	68	1228	16.4

### BERRY II, JOEL (#2, Guard, Apopka, Fla.)

2017 Final Four Most Outstanding Player • 2016 ACC Tournament MVP • 2018 third-team All-America and first-team All-ACC • two-time Cousy Award finalist • only Tar Heel to earn All-Final Four honors twice • second all-time at UNC in three-pointers

Years	GP-GS	MIN	AVE	FG	FG%	3FG	3FG%	FT	FT%	OFF	DEF	REB	AVG	PF	A	TO	BL	ST	PTS	AVG
2014-15	30-0	397	13.2	40-99	.404	17-48	.354	28-37	.757	3	23	26	0.9	44	46	21	1	12	125	4.2
2015-16	40-39	1228	30.7	177-397	.446	68-178	.382	91-105	.867	26	108	134	3.4	89	151	62	9	58	513	12.8
2016-17	38-37	1155	30.4	182-427	.426	88-230	.383	106-137	.774	16	102	118	3.1	84	138	72	5	53	558	14.7
2017-18	36-36	1193	33.1	208-525	.396	93-270	.344	108-121	.893	20	107	127	3.5	58	116	68	12	42	617	17.1
Totals	144-112	3973	27.6	607-1448	.419	277-726	.366	333-400	.833	65	340	405	2.8	275	451	223	27	165	1813	12.6

### BLACK, JIMMY (#21, Guard, The Bronx, N.Y.)

Captain and starting point guard on 1982 national champions

Years	GP-GS	MIN	AVE	FG	FG%	3FG	3FG%	FT	FT%	OFF	DEF	REB	AVG	PF	A	TO	BL	ST	PTS	AVG
1978-79	29			23-48	.479			18-29	.621			19	0.7	28	39		1	11	64	2.2
1979-80	27			46-102	.451			42-62	.677			15	0.6	68	85		8	42	134	5.0
1980-81	37			89-167	.533			93-118	.788			54	1.5	98	188		1	64	271	7.3
1981-82	34			100-195	.513			59-80	.738			59	1.7	81	213	87	8	58	259	7.6
Totals	127	2892	22.8	258-512	.504			212-289	.734			147	1.2	275	525	268	18	175	728	5.7

### BRADLEY, DUDLEY (#22, Forward, Edgewood, Md.)

Defensive stalwart was MVP of the 1979 ACC Tournament

Years	GP-GS	MIN	AVE	FG	FG%	3FG	3FG%	FT	FT%	OFF	DEF	REB	AVG	PF	A	TO	BL	ST	PTS	AVG
1975-76	27			19-65	.292			8-16	.500			33	1.2	24	12		1	13	46	1.7
1976-77	33			17-48	.354			2-9	.222			39	1.2	33	15		3	19	36	1.2
1977-78	31			76-159	.478			22-41	.537			108	3.5	68	45		4	61	174	5.6
1978-79	29			109-213	.512			48-79	.608			105	3.6	76	57		8	97	266	9.2
Totals	120			221-485	.456			80-145	.552			285	2.4	177	129		16	190	522	4.4

### BRENNAN, PETE (#35, Forward, Brooklyn, N.Y.)

Second-leading scorer on 1957 NCAA champions • 1958 ACC Player of the Year & first-team All-America

Years	GP-GS	MIN	AVE	FG	FG%	3FG	3FG%	FT	FT%	OFF	DEF	REB	AVG	PF	A	TO	BL	ST	PTS	AVG
1955-56	23			101-240	.421			107-162	.661			219	9.5	64					309	13.4
1956-57	32			143-363	.394			185-262	.706			332	10.4	99					471	14.7
1957-58	26			170-388	.436			214-291	.735			303	11.7	85					554	21.3
Totals	81			414-991	.418			506-715	.708			854	10.5	248					1334	16.5

### BROWN, LARRY (#11, Guard, Long Beach, N.Y.)

Hall of Fame coach; leading scorer on Dean Smith's first UNC team; 1964 U.S. Olympic gold medalist

Years	GP-GS	MIN	AVE	FG	FG%	3FG	3FG%	FT	FT%	OFF	DEF	REB	AVG	PF	A	TO	BL	ST	PTS	AVG
1960-61	18			28-54	.519			25-34	.735			28	1.6	37					81	4.5
1961-62	17			90-204	.441			101-127	.795			52	3.1	55					281	16.5
1962-63	21			102-231	.442			95-122	.779			50	2.4	71					299	14.2
Totals	56			220-489	.450			221-283	.781			130	2.3	163					661	11.8

### BUNTING, BILL (#31, Forward, New Bern, N.C.)

Forward on 1967-68-69 teams that won three ACC championships and played in three Final Fours

Years	GP-GS	MIN	AVE	FG	FG%	3FG	3FG%	FT	FT%	OFF	DEF	REB	AVG	PF	A	TO	BL	ST	PTS	AVG
1966-67	32			96-212	.453			55-86	.639			179	5.6	85					247	7.7
1967-68	31			85-199	.427			75-110	.682			186	5.8	80					245	7.9
1968-69	32			217-363	.598			143-173	.827			247	7.7	99	42				577	18.0
Totals	95			398-774	.514			273-369	.740			612	6.4	264					1069	11.3

### CALABRIA, DANTE (#24, Guard, Beaver Falls, Pa.)

Holds UNC single-season record for three-point accuracy (.496 in 1994-95)

Years	GP-GS	MIN	AVE	FG	FG%	3FG	3FG%	FT	FT%	OFF	DEF	REB	AVG	PF	A	TO	BL	ST	PTS	AVG
1992-93	35			24-52	.462	9-23	.391	7-9	.778			27	0.8	26	29	21	1	9	64	1.8
1993-94	35			93-216	.431	41-118	.347	55-76	.724			103	2.9	72	84	44	2	37	282	8.1
1994-95	33			120-237	.506	66-133	.496	41-57	.719			159	4.8	67	88	60	4	38	347	10.5
1995-96	32			136-320	.425	77-195	.395	56-79	.709	37	100	137	4.3	61	135	70	1	32	405	12.7
Totals	135	3188	23.6	373-825	.452	193-469	.412	159-221	.719	115	311	426	3.2	226	336	195	8	116	1098	8.1

**CAPEL, JASON (#25, Forward, Fayetteville, N.C.)**  
**Led Carolina to the 2000 Final Four as a No. 8 seed**

Years	GP-GS	MIN	AVE	FG	FG%	3FG	3FG%	FT	FT%	OFF	DEF	REB	AVG	PF	A	TO	BL	ST	PTS	AVG
1998-99	26			69-161	.429	23-56	.411	76-89	.854	21	85	106	4.1	57	51	51	3	23	237	9.1
1999-2000	36			141-318	.443	46-121	.380	116-140	.829	66	179	245	6.8	103	92	87	9	35	444	12.3
2000-01	33			124-264	.470	56-134	.418	73-93	.785	62	180	242	7.3	74	111	54	9	36	377	11.4
2001-02	25			119-279	.427	39-126	.310	112-136	.824	65	149	214	8.6	68	75	65	2	29	389	15.6
<b>Totals</b>	<b>120</b>	<b>3845</b>	<b>32.0</b>	<b>453-1022</b>	<b>.443</b>	<b>164-437</b>	<b>.375</b>	<b>377-458</b>	<b>.823</b>	<b>214</b>	<b>593</b>	<b>807</b>	<b>6.7</b>	<b>302</b>	<b>329</b>	<b>257</b>	<b>23</b>	<b>123</b>	<b>1447</b>	<b>12.1</b>

**CARTER, VINCE (#15, Guard/Forward, Daytona Beach, Fla.)**  
**Earned All-ACC and All-America honors in 1998 • led UNC to consecutive ACC titles and Final Fours in 1997-98**

Years	GP-GS	MIN	AVE	FG	FG%	3FG	3FG%	FT	FT%	OFF	DEF	REB	AVG	PF	A	TO	BL	ST	PTS	AVG
1995-96	31			91-185	.492	19-55	.345	31-45	.689	51	68	119	3.8	57	40	36	18	20	232	7.5
1996-97	34			166-316	.525	36-107	.336	75-100	.750	58	94	152	4.5	72	83	47	26	49	443	13.0
1997-98	38			224-379	.591	44-107	.411	100-147	.680	74	121	195	5.1	61	74	40	36	45	592	15.6
<b>Totals</b>	<b>103</b>	<b>2677</b>	<b>26.0</b>	<b>481-880</b>	<b>.547</b>	<b>99-269</b>	<b>.368</b>	<b>206-292</b>	<b>.705</b>	<b>183</b>	<b>283</b>	<b>466</b>	<b>4.5</b>	<b>190</b>	<b>197</b>	<b>123</b>	<b>80</b>	<b>114</b>	<b>1267</b>	<b>12.3</b>

**CHAMBERLAIN, BILL (#31, Forward, New York, N.Y.)**  
**Most Valuable Player in 1971 NIT championship**

Years	GP-GS	MIN	AVE	FG	FG%	3FG	3FG%	FT	FT%	OFF	DEF	REB	AVG	PF	A	TO	BL	ST	PTS	AVG
1969-70	16			76-141	.539			32-49	.653			90	5.6	37	24				184	11.5
1970-71	31			179-313	.572			87-123	.707			216	7.0	87	86				445	14.4
1971-72	30			134-266	.504			60-83	.723			169	5.6	84	80				328	10.9
<b>Totals</b>	<b>77</b>			<b>389-720</b>	<b>.540</b>			<b>179-255</b>	<b>.702</b>			<b>475</b>	<b>6.2</b>	<b>208</b>	<b>190</b>				<b>957</b>	<b>12.4</b>

**CHILCUTT, PETE (#32, Forward/Center, Eutaw, Ala.)**  
**Senior tri-captain in 1991 leading UNC to ACC Tournament and NCAA East Regional titles**

Years	GP-GS	MIN	AVE	FG	FG%	3FG	3FG%	FT	FT%	OFF	DEF	REB	AVG	PF	A	TO	BL	ST	PTS	AVG
1987-88	34			66-117	.564	0-1	.000	36-51	.706			110	3.2	32	43	41	10	10	168	4.9
1988-89	37			110-205	.537	3-8	.375	33-53	.623			200	5.4	31	51	56	8	23	256	6.9
1989-90	34			132-257	.514	12-30	.400	30-42	.714			225	6.6	54	47	69	30	41	306	9.0
1990-91	35			175-325	.538	5-19	.263	65-85	.765			231	6.6	38	47	60	35	41	420	12.0
<b>Totals</b>	<b>140</b>	<b>3180</b>	<b>22.7</b>	<b>483-904</b>	<b>.534</b>	<b>20-58</b>	<b>.345</b>	<b>164-231</b>	<b>.710</b>			<b>766</b>	<b>5.5</b>	<b>155</b>	<b>188</b>	<b>226</b>	<b>83</b>	<b>115</b>	<b>1150</b>	<b>8.2</b>

**CLARK, RUSTY (#43, Center, Fayetteville, N.C.)**  
**Holds UNC's single-game rebound record (30) • starting center on 1967-68-69 ACC champions that played in three Final Fours**

Years	GP-GS	MIN	AVE	FG	FG%	3FG	3FG%	FT	FT%	OFF	DEF	REB	AVG	PF	A	TO	BL	ST	PTS	AVG
1966-67	32			181-328	.552			85-123	.691			330	10.3	107					447	13.9
1967-68	31			187-393	.476			115-168	.684			341	11.0	100					489	15.8
1968-69	28			145-282	.514			113-157	.720			258	9.2	75	35				403	14.4
<b>Totals</b>	<b>91</b>			<b>513-1003</b>	<b>.511</b>			<b>313-448</b>	<b>.699</b>			<b>929</b>	<b>10.2</b>	<b>282</b>					<b>1339</b>	<b>14.7</b>

**COTA, ED (#5, Guard, Brooklyn, N.Y.)**  
**Only player in NCAA history with 1,000 points and assists and 500 rebounds • starting point guard in 1997-98-2000 Final Fours**

Years	GP-GS	MIN	AVE	FG	FG%	3FG	3FG%	FT	FT%	OFF	DEF	REB	AVG	PF	A	TO	BL	ST	PTS	AVG
1996-97	34			95-195	.487	8-25	.320	75-105	.714	22	71	93	2.7	49	234	124	8	57	273	8.0
1997-98	37			102-207	.493	10-33	.303	84-102	.824	31	102	133	3.6	41	274	113	7	58	298	8.1
1998-99	32			110-271	.406	42-102	.412	75-111	.676	29	108	137	4.3	41	238	118	5	37	337	10.5
1999-2000	35			131-296	.443	33-90	.367	59-81	.728	24	130	154	4.4	45	284	115	5	40	354	10.1
<b>Totals</b>	<b>138</b>	<b>4631</b>	<b>33.6</b>	<b>438-969</b>	<b>.452</b>	<b>93-250</b>	<b>.372</b>	<b>293-399</b>	<b>.734</b>	<b>106</b>	<b>411</b>	<b>517</b>	<b>3.7</b>	<b>176</b>	<b>1030</b>	<b>470</b>	<b>25</b>	<b>192</b>	<b>1262</b>	<b>9.1</b>

**CUNNINGHAM, BILLY (#32, Forward, Brooklyn, N.Y.)**  
**Set NCAA record with 40 consecutive double-doubles • averaged UNC career record 15.4 rebounds • 1965 ACC Player of Year • first-team All-America in 1964 and 1965**

Years	GP-GS	MIN	AVE	FG	FG%	3FG	3FG%	FT	FT%	OFF	DEF	REB	AVG	PF	A	TO	BL	ST	PTS	AVG
1962-63	21			186-380	.489			105-170	.618			339	16.1	79					477	22.7
1963-64	24			233-526	.443			157-249	.631			379	15.8	83					623	26.0
1964-65	24			237-481	.493			135-213	.634			344	14.3	100					609	25.4
<b>Totals</b>	<b>69</b>			<b>656-1387</b>	<b>.473</b>			<b>397-632</b>	<b>.628</b>			<b>1062</b>	<b>15.4</b>	<b>262</b>					<b>1709</b>	<b>24.8</b>

**DAUGHERTY, BRAD (#42, Center, Black Mountain, N.C.)**  
**First-team All-America in 1986, All-ACC in 1985 and 1986 • finished career No. 1 at UNC in field goal percentage**

Years	GP-GS	MIN	AVE	FG	FG%	3FG	3FG%	FT	FT%	OFF	DEF	REB	AVG	PF	A	TO	BL	ST	PTS	AVG
1982-83	35			110-197	.558	0-1	.000	67-101	.663			181	5.2	106	33	52	36	10	287	8.2
1983-84	30			128-210	.610			59-87	.678			167	5.6	92	43	56	29	19	315	10.5
1984-85	36			238-381	.625			147-198	.742			349	9.7	112	77	103	45	28	623	17.3
1985-86	34			284-438	.648			119-174	.684			306	9.0	92	61	79	36	35	687	20.2
<b>Totals</b>	<b>135</b>	<b>3973</b>	<b>29.4</b>	<b>760-1226</b>	<b>.620</b>	<b>0-1</b>	<b>.000</b>	<b>392-560</b>	<b>.700</b>			<b>1003</b>	<b>7.4</b>	<b>402</b>	<b>214</b>	<b>290</b>	<b>146</b>	<b>92</b>	<b>1912</b>	<b>14.2</b>

**DAVIS, ED (#32, Forward, Richmond, Va.)**  
**Key reserve on 2009 national championship, leading team in blocked shots for season and rebounds in NCAA final**

Years	GP-GS	MIN	AVE	FG	FG%	3FG	3FG%	FT	FT%	OFF	DEF	REB	AVG	PF	A	TO	BL	ST	PTS	AVG
2008-09	38-2	716	18.8	99-191	.518	0-0	—	55-96	.573	83	167	250	6.6	74	22	40	65	14	253	6.7
2009-10	23-23	641	27.9	111-192	.578	0-0	—	87-132	.659	66	154	220	9.6	42	22	46	64	10	309	13.4
<b>Totals</b>	<b>61-25</b>	<b>1357</b>	<b>22.2</b>	<b>210-383</b>	<b>.548</b>	<b>0-0</b>	<b>—</b>	<b>142-228</b>	<b>.623</b>	<b>149</b>	<b>221</b>	<b>470</b>	<b>7.7</b>	<b>116</b>	<b>44</b>	<b>86</b>	<b>129</b>	<b>24</b>	<b>562</b>	<b>9.2</b>



**DAVIS, HUBERT (#40, Guard, Burke, Va.)**

Holds Carolina's career record for three-point accuracy (.435) • second-team All-ACC in 1992

Years	GP-GS	MIN	AVE	FG	FG%	3FG	3FG%	FT	FT%	OFF	DEF	REB	AVG	PF	A	TO	BL	ST	PTS	AVG
1988-89	35			44-86	.512	4-13	.308	24-31	.774			27	0.8	10	9	12	1	3	116	3.3
1989-90	34			111-249	.446	44-111	.396	59-74	.797			60	1.8	42	52	31	6	33	325	9.6
1990-91	35			161-309	.521	64-131	.489	81-97	.835			85	2.4	35	66	37	9	30	467	13.3
1991-92	33			241-474	.508	85-198	.429	140-169	.828			76	2.3	42	52	45	7	42	707	21.4
<b>Totals</b>	<b>137</b>	<b>2919</b>	<b>21.3</b>	<b>557-1118</b>	<b>.498</b>	<b>197-453</b>	<b>.435</b>	<b>304-371</b>	<b>.819</b>	<b>27</b>	<b>221</b>	<b>248</b>	<b>1.8</b>	<b>129</b>	<b>179</b>	<b>135</b>	<b>23</b>	<b>108</b>	<b>1615</b>	<b>11.8</b>

**DAVIS, WALTER (#24, Forward, Pineville, N.C.)**

Voted one of 50 greatest ACC players in history • 1976 Olympic gold medalist • averaged double figure scoring all four years

Years	GP-GS	MIN	AVE	FG	FG%	3FG	3FG%	FT	FT%	OFF	DEF	REB	AVG	PF	A	TO	BL	ST	PTS	AVG
1973-74	27			161-322	.500			65-82	.793			126	4.7	54	72				387	14.3
1974-75	31			200-396	.505			98-130	.754			195	6.3	87	137				498	16.1
1975-76	29			190-351	.541			101-130	.777			166	5.7	83	96		16	71	481	16.6
1976-77	32			203-351	.578			91-117	.778			183	5.7	106	104		22	78	497	15.5
<b>Totals</b>	<b>119</b>			<b>754-1420</b>	<b>.531</b>			<b>355-459</b>	<b>.773</b>			<b>670</b>	<b>5.6</b>	<b>330</b>	<b>409</b>		<b>38*</b>	<b>149*</b>	<b>1863</b>	<b>15.7</b>

**DEDMON, LEE (#35, Forward, Baltimore, Md.)**

Was co-Most Valuable Player of the 1971 ACC Tournament • member of '71 NIT champions

Years	GP-GS	MIN	AVE	FG	FG%	3FG	3FG%	FT	FT%	OFF	DEF	REB	AVG	PF	A	TO	BL	ST	PTS	AVG
1968-69	32			109-237	.460			59-97	.608			221	6.9	106	46				277	8.7
1969-70	25			133-276	.482			80-121	.661			235	9.4	86	46				346	13.8
1970-71	32			136-273	.498			124-170	.729			273	8.5	111	88				396	12.4
<b>Totals</b>	<b>89</b>			<b>378-786</b>	<b>.481</b>			<b>263-388</b>	<b>.678</b>			<b>729</b>	<b>8.2</b>	<b>303</b>	<b>180</b>				<b>1019</b>	<b>11.4</b>

**DILLON, JOHN (#13, Forward, Savannah, Ga.)**

Two-time All-America and leading scorer in 1946, UNC's first Final Four team

Years	GP-GS	MIN	AVE	FG	FG%	3FG	3FG%	FT	FT%	OFF	DEF	REB	AVG	PF	A	TO	BL	ST	PTS	AVG
1945-46				74				36											184	
1945-46				178				96											452	
1946-47				70				60											200	
1947-48				58				66-98	.673					48					182	
<b>Totals</b>				<b>380</b>				<b>258</b>											<b>1018</b>	

**DOHERTY, MATT (#44, Forward, East Meadow, N.Y.)**

Starting small forward on 1982 NCAA champions • earned National Coach of the Year honors at Carolina in 2001

Years	GP-GS	MIN	AVE	FG	FG%	3FG	3FG%	FT	FT%	OFF	DEF	REB	AVG	PF	A	TO	BL	ST	PTS	AVG
1980-81	28			57-125	.456			53-75	.707			84	3.0	42	67	61	3	23	167	6.0
1981-82	34			122-235	.519			71-92	.772			103	3.0	60	105	64	0	26	315	9.3
1982-83	36			124-283	.438	20-49	.408	111-142	.782			135	3.8	78	150	66	10	32	379	10.5
1983-84	31			115-233	.494			74-97	.763			124	4.0	50	124	67	17	29	304	9.8
<b>Totals</b>	<b>129</b>	<b>4077</b>	<b>31.6</b>	<b>418-876</b>	<b>.477</b>	<b>20-49</b>	<b>.408</b>	<b>309-406</b>	<b>.761</b>			<b>446</b>	<b>3.5</b>	<b>230</b>	<b>446</b>	<b>258</b>	<b>30</b>	<b>110</b>	<b>1165</b>	<b>9.0</b>

**ELLINGTON, WAYNE (#22, Guard, Wynnewood, Pa.)**

Most Outstanding Player in 2009 Final Four • finished his career second at UNC in three-pointers (229)

Years	GP-GS	MIN	AVE	FG	FG%	3FG	3FG%	FT	FT%	OFF	DEF	REB	AVG	PF	A	TO	BL	ST	PTS	AVG
2006-07	38-37	909	23.9	164-379	.433	66-178	.371	51-61	.836	28	81	109	2.9	49	79	47	1	29	445	11.7
2007-08	39-38	1214	31.1	237-507	.467	78-195	.400	95-115	.826	41	133	174	4.5	62	78	66	7	44	647	16.6
2008-09	38-37	1155	30.4	215-445	.483	85-204	.417	87-112	.777	57	129	186	4.9	57	101	62	6	36	602	15.8
<b>Totals</b>	<b>115-112</b>	<b>3278</b>	<b>28.5</b>	<b>414-978</b>	<b>.463</b>	<b>229-577</b>	<b>.397</b>	<b>233-288</b>	<b>.809</b>	<b>126</b>	<b>343</b>	<b>469</b>	<b>4.1</b>	<b>168</b>	<b>258</b>	<b>175</b>	<b>14</b>	<b>109</b>	<b>1694</b>	<b>14.7</b>

**FELTON, RAYMOND (#2, Guard, Latta, S.C.)**

Bob Cousy Award winner, All-ACC in 2005 • starting point guard on NCAA champions • set UNC single-game assist record (18)

Years	GP-GS	MIN	AVE	FG	FG%	3FG	3FG%	FT	FT%	OFF	DEF	REB	AVG	PF	A	TO	BL	ST	PTS	AVG
2002-03	35	1240	35.4	151-379	.398	69-193	.358	79-114	.693	29	114	143	4.1	92	235	130	9	56	450	12.9
2003-04	30-30	1039	34.6	113-269	.420	35-112	.312	85-105	.810	17	102	119	4.0	70	213	102	7	63	346	11.5
2004-05	36-35	1142	31.7	150-330	.455	70-159	.440	94-134	.701	23	132	155	4.3	71	249	129	11	72	464	12.9
<b>Totals</b>	<b>101</b>	<b>3421</b>	<b>33.9</b>	<b>414-978</b>	<b>.423</b>	<b>174-464</b>	<b>.375</b>	<b>258-353</b>	<b>.731</b>	<b>69</b>	<b>348</b>	<b>417</b>	<b>4.1</b>	<b>233</b>	<b>697</b>	<b>361</b>	<b>27</b>	<b>191</b>	<b>1260</b>	<b>12.5</b>

**FORD, PHIL (#12, Guard, Rocky Mount, N.C.)**

Two-time National Player of the Year, three-time All-America and All-ACC • 1976 Olympic gold medalist • finished career as Carolina's alltime leader in points and assists • ACC Tournament MVP as a freshman in 1975

Years	GP-GS	MIN	AVE	FG	FG%	3FG	3FG%	FT	FT%	OFF	DEF	REB	AVG	PF	A	TO	BL	ST	PTS	AVG
1974-75	31			191-370	.516			126-161	.783			85	2.7	74	161				508	16.4
1975-76	29			206-387	.532			128-164	.780			51	1.8	72	203		1	52	540	18.6
1976-77	33			230-431	.534			157-184	.853			63	1.9	85	217		1	57	617	18.7
1977-78	30			238-452	.527			149-184	.810			62	2.1	69	172		3	54	625	20.8
<b>Totals</b>	<b>123</b>			<b>865-1640</b>	<b>.527</b>			<b>560-693</b>	<b>.808</b>			<b>261</b>	<b>2.1</b>	<b>300</b>	<b>753</b>		<b>5*</b>	<b>163*</b>	<b>2290</b>	<b>16.6</b>

**FORTE, JOSEPH (#40, Guard, Greenbelt, Md.)**

2001 ACC Player of the Year and first-team All-America • 2000 NCAA South Regional MVP

Years	GP-GS	MIN	AVE	FG	FG%	3FG	3FG%	FT	FT%	OFF	DEF	REB	AVG	PF	A	TO	BL	ST	PTS	AVG
1999-2000	36			228-497	.459	56-156	.359	88-117	.752	58	140	198	5.5	78	94	85	15	54	600	16.7
2000-01	33			251-558	.450	55-146	.377	133-156	.853	41	160	201	6.1	60	116	84	12	67	690	20.9
<b>Totals</b>	<b>69</b>	<b>2340</b>	<b>33.9</b>	<b>479-1055</b>	<b>.454</b>	<b>111-302</b>	<b>.368</b>	<b>221-273</b>	<b>.810</b>	<b>99</b>	<b>300</b>	<b>399</b>	<b>5.8</b>	<b>138</b>	<b>210</b>	<b>169</b>	<b>27</b>	<b>121</b>	<b>1290</b>	<b>18.7</b>

**FOX, RICK (#44, Forward, Nassau, The Bahamas)**

1991 ACC Player of the Year and ACC Tournament MVP • hit game-winning shot to beat NCAA top seed Oklahoma in 1990

Years	GP-GS	MIN	AVE	FG	FG%	3FG	3FG%	FT	FT%	OFF	DEF	REB	AVG	PF	A	TO	BL	ST	PTS	AVG
1987-88	34			59-94	.628	3-9	.333	15-30	.500			63	1.9	68	32	41	5	26	136	4.0
1988-89	37			165-283	.583	13-29	.448	83-105	.790			142	3.8	122	76	88	16	47	426	11.5
1989-90	34			203-389	.522	70-160	.438	75-102	.735			157	4.6	112	84	108	6	54	551	16.2
1990-91	35			206-455	.453	67-196	.342	111-138	.804			232	6.6	103	131	102	17	70	590	16.9
<b>Totals</b>	<b>140</b>	<b>3180</b>	<b>22.7</b>	<b>633-1221</b>	<b>.518</b>	<b>153-394</b>	<b>.388</b>	<b>284-375</b>	<b>.757</b>			<b>594</b>	<b>4.2</b>	<b>405</b>	<b>323</b>	<b>339</b>	<b>44</b>	<b>197</b>	<b>1703</b>	<b>12.2</b>

**GREEN, DANNY (#14, Forward, North Babylon, N.Y.)**

Played in more wins (121) than any Tar Heel • only UNC player with 1,000 points, 500 rebounds, 200 assists, 100 blocks &amp; steals • one of three Tar Heels with Michael Jordan and James Worthy to win NCAA and NBA championships

Years	GP-GS	MIN	AVE	FG	FG%	3FG	3FG%	FT	FT%	OFF	DEF	REB	AVG	PF	A	TO	BL	ST	PTS	AVG
2005-06	31-0	475	15.3	81-187	.433	27-76	.355	42-53	.792	36	80	116	3.7	50	33	41	32	21	231	7.5
2006-07	37-0	505	13.6	65-158	.411	24-81	.296	39-46	.848	31	72	103	2.8	52	42	31	25	24	193	5.2
2007-08	39-1	869	22.3	161-343	.469	56-150	.373	69-79	.873	67	126	193	4.9	91	77	74	47	48	447	11.5
2008-09	38-38	1040	27.4	184-391	.471	77-184	.418	52-61	.852	70	108	178	4.7	84	104	63	51	67	497	13.1
<b>Totals</b>	<b>145-39</b>	<b>2889</b>	<b>19.9</b>	<b>491-1079</b>	<b>.455</b>	<b>184-491</b>	<b>.375</b>	<b>202-239</b>	<b>.845</b>	<b>204</b>	<b>386</b>	<b>590</b>	<b>4.1</b>	<b>277</b>	<b>256</b>	<b>209</b>	<b>155</b>	<b>160</b>	<b>1368</b>	<b>9.4</b>

**GRIMALDI, VINCE (#13/15, Forward, Philadelphia, Pa.)**

Top three in scoring in three consecutive seasons

Years	GP-GS	MIN	AVE	FG	FG%	3FG	3FG%	FT	FT%	OFF	DEF	REB	AVG	PF	A	TO	BL	ST	PTS	AVG
1950-51	27			132-404	.327			51-85	.600										315	11.7
1951-52	27			133-429	.310			55											321	11.8
1952-53	27			159-428	.371			64-100	.640										382	14.1
<b>Totals</b>	<b>81</b>			<b>424-1261</b>	<b>.336</b>			<b>170</b>											<b>1018</b>	<b>12.6</b>

**HANSBROUGH, TYLER (#50, Forward, Poplar Bluff, Mo.)**

Only four-time first-team All-America and All-ACC player in ACC history • national champion • ACC's all-time leading scorer • NCAA record for free throws made • fourth-leading scorer in NCAA Tournament history • 2008 National Player of the Year

Years	GP-GS	MIN	AVE	FG	FG%	3FG	3FG%	FT	FT%	OFF	DEF	REB	AVG	PF	A	TO	BL	ST	PTS	AVG
2005-06	31-30	943	30.4	199-349	.570	2-4	.500	187-253	.739	111	132	243	7.8	88	40	77	23	38	587	18.9
2006-07	38-38	1136	29.9	228-434	.525	1-4	.250	242-315	.768	117	184	301	7.9	90	45	74	17	41	699	18.4
2007-08	39-39	1286	33.0	289-535	.540	0-7	.000	304-377	.806	151	248	399	10.2	93	35	83	13	59	882	22.6
2008-09	34-34	1029	30.3	223-434	.514	9-23	.391	249-296	.841	103	173	276	8.1	77	34	63	12	42	704	20.7
<b>Totals</b>	<b>142-141</b>	<b>4394</b>	<b>30.9</b>	<b>939-1752</b>	<b>.536</b>	<b>12-38</b>	<b>.316</b>	<b>982-1241</b>	<b>.791</b>	<b>482</b>	<b>737</b>	<b>1219</b>	<b>8.6</b>	<b>348</b>	<b>154</b>	<b>297</b>	<b>65</b>	<b>180</b>	<b>2872</b>	<b>20.2</b>

**HAYWOOD, BRENDAN (#00, Center, Greensboro, N.C.)**

Carolina's all-time leader in field goal percentage and blocked shots • led UNC to 2000 Final Four

Years	GP-GS	MIN	AVE	FG	FG%	3FG	3FG%	FT	FT%	OFF	DEF	REB	AVG	PF	A	TO	BL	ST	PTS	AVG
1997-98	38			35-66	.530	0-0	—	40-63	.635	37	54	91	2.4	44	6	23	33	12	110	2.9
1998-99	34			160-247	.648	0-0	—	88-131	.672	85	150	235	6.9	96	33	66	60	10	408	12.0
1999-2000	36			191-274	.697	0-0	—	106-176	.602	96	175	271	7.5	108	37	68	91	7	488	13.6
2000-01	33			155-262	.592	0-0	—	95-184	.516	105	137	242	7.3	97	42	66	120	18	405	12.3
<b>Totals</b>	<b>141</b>	<b>3315</b>	<b>23.5</b>	<b>541-849</b>	<b>.637</b>	<b>0-0</b>	<b>—</b>	<b>329-554</b>	<b>.594</b>	<b>323</b>	<b>516</b>	<b>839</b>	<b>6.0</b>	<b>345</b>	<b>118</b>	<b>223</b>	<b>304</b>	<b>47</b>	<b>1411</b>	<b>10.0</b>

**HENSON, JOHN (#31, Forward, Tampa, Fla.)**

2011 and 2012 ACC Defensive Player of the Year, 2011 FoxSports.com National Defensive Player of the Year • 2012 first-team All-ACC • UNC's career leader in blocks per game and second all-time in blocks

Years	GP-GS	MIN	AVE	FG	FG%	3FG	3FG%	FT	FT%	OFF	DEF	REB	AVG	PF	A	TO	BL	ST	PTS	AVG
2009-10	37-12	586	15.8	88-181	.486	4-18	.222	32-73	.438	60	103	163	4.4	39	34	45	60	26	212	5.7
2010-11	37-36	989	26.7	182-364	.500	1-6	.167	68-142	.479	120	254	374	10.1	65	30	76	118	22	433	11.7
2011-12	35-34	1019	29.1	205-410	.500	0-0	—	69-135	.511	89	259	348	9.9	55	44	45	101	20	479	13.7
<b>Totals</b>	<b>109-82</b>	<b>2594</b>	<b>23.8</b>	<b>475-955</b>	<b>.497</b>	<b>5-24</b>	<b>.208</b>	<b>169-350</b>	<b>.483</b>	<b>269</b>	<b>616</b>	<b>885</b>	<b>8.1</b>	<b>159</b>	<b>108</b>	<b>166</b>	<b>279</b>	<b>68</b>	<b>1124</b>	<b>10.3</b>

**HICKS, ISAIAH (#4, Forward, Oxford, N.C.)**

Starting power forward on 2017 NCAA champions • shares UNC record for ACC wins (59) and is second in career games played (151) • key basket with 26 seconds to play in 2017 national championship game vs. Gonzaga

Years	GP-GS	MIN	AVE	FG	FG%	3FG	3FG%	FT	FT%	OFF	DEF	REB	AVG	PF	A	TO	BL	ST	PTS	AVG
2013-14	34-0	249	7.3	15-36	.417	1-5	.200	11-19	.579	14	21	35	1.0	35	7	14	12	5	42	1.2
2014-15	38-3	562	14.8	99-182	.544	0-1	.000	54-87	.621	56	57	113	3.0	95	11	34	15	9	252	6.6
2015-16	40-3	723	18.1	132-215	.614	0-0	—	93-123	.756	79	106	185	4.6	121	27	47	23	20	357	8.9
2016-17	39-39	907	23.3	174-302	.576	0-0	—	113-145	.779	72	141	213	5.5	119	55	64	29	16	461	11.8
<b>Totals</b>	<b>151-45</b>	<b>2441</b>	<b>16.2</b>	<b>420-735</b>	<b>.571</b>	<b>1-6</b>	<b>.167</b>	<b>271-374</b>	<b>.725</b>	<b>221</b>	<b>325</b>	<b>546</b>	<b>3.6</b>	<b>370</b>	<b>100</b>	<b>159</b>	<b>79</b>	<b>50</b>	<b>1112</b>	<b>7.4</b>

**JACKSON, JUSTIN (#44, Forward, Tomball, Texas)**

2017 consensus first-team All-America and ACC Player of the Year • joined Lennie Rosnebluth and Ty Lawson as the only Tar Heels to win ACC Player-of-the-Year honors and lead UNC to NCAA title in the same year • set single-season UNC record for three-pointers with 105 in 2017 • second in UNC history in NCAA Tournament scoring with 239 points • led UNC in scoring in 2017 Final Four with 38 points • joined Rick Fox as the only Tar Heels with 1,600 points, 150 three-pointers, 400 rebounds and 300 assists

Years	GP-GS	MIN	AVE	FG	FG%	3FG	3FG%	FT	FT%	OFF	DEF	REB	AVG	PF	A	TO	BL	ST	PTS	AVG
2013-14	38-37	1014	26.7	157-329	.477	28-92	.304	66-93	.710	52	87	139	3.7	55	88	52	19	20	408	10.7
2014-15	40-38	1135	28.4	194-416	.466	35-120	.292	64-96	.667	71	85	156	3.9	69	113	42	17	25	487	12.2
2015-16	40-39	1280	32.0	264-596	.443	105-284	.370	98-131	.748	58	128	186	4.7	55	113	68	9	31	731	18.3
2016-17	118-114	3429	29.1	615-1341	.459	168-496	.339	228-320	.713	181	300	481	4.1	179	314	162	45	76	1626	13.8
<b>Totals</b>																				

**JAMISON, ANTAWN (#31, Forward, Charlotte, N.C.)**

1998 National and ACC Player of the Year, ACC Tournament and NCAA East Regional MVP • three-time first-team All-ACC

Years	GP-GS	MIN	AVE	FG	FG%	3FG	3FG%	FT	FT%	OFF	DEF	REB	AVG	PF	A	TO	BL	ST	PTS	AVG
1995-96	32			201-322	.624	0-1	.000	82-156	.526	119	190	309	9.7	69	33	59	33	25	484	15.1
1996-97	35			270-496	.544	2-11	.182	126-203	.621	131	198	329	9.4	93	30	63	22	40	668	19.1
1997-98	37			316-546	.579	6-15	.400	184-276	.667	126	263	389	10.5	94	30	61	30	28	822	22.2
<b>Totals</b>	<b>104</b>	<b>3478</b>	<b>33.4</b>	<b>787-1364</b>	<b>.577</b>	<b>8-27</b>	<b>.296</b>	<b>392-635</b>	<b>.617</b>	<b>376</b>	<b>651</b>	<b>1027</b>	<b>9.9</b>	<b>256</b>	<b>93</b>	<b>183</b>	<b>85</b>	<b>93</b>	<b>1974</b>	<b>19.0</b>

**JOHNSON, BRICE (#11, Forward, Orangeburg, S.C.)**

2016 consensus first-team All-America, first-team All-ACC, NCAA East Regional MVP and All-ACC Tournament, All-East Regional and All-Final Four • set UNC's single-season rebound (416) and double-doubles (23) record in 2016

Years	GP-GS	MIN	AVE	FG	FG%	3FG	3FG%	FT	FT%	OFF	DEF	REB	AVG	PF	A	TO	BL	ST	PTS	AVG
2012-13	36-2	380	10.6	90-176	.511	0-0	—	15-26	.577	33	82	115	3.2	56	10	19	19	17	195	5.4
2013-14	34-2	661	19.4	150-265	.566	0-0	—	51-82	.622	77	132	209	6.1	95	30	40	43	25	351	10.3
2014-15	38-37	940	24.7	207-366	.566	0-0	—	78-115	.678	89	206	295	7.8	112	35	58	42	26	492	12.9
2015-16	40-39	1121	28.0	267-435	.614	0-0	—	144-184	.783	115	301	416	10.4	106	58	71	59	43	678	17.0
<b>Totals</b>	<b>148-80</b>	<b>3102</b>	<b>21.0</b>	<b>714-1242</b>	<b>.575</b>	<b>0-0</b>	<b>—</b>	<b>288-407</b>	<b>.708</b>	<b>314</b>	<b>721</b>	<b>1035</b>	<b>7.0</b>	<b>369</b>	<b>133</b>	<b>188</b>	<b>163</b>	<b>111</b>	<b>1716</b>	<b>11.6</b>

**JOHNSON, CAMERON (#13, Guard, Moon Township, Pa.)**

Led ACC in three-point percentage in 2019 (.457) • second-most threes in a season in UNC history (96) • first-team All-ACC

Years	GP-GS	MIN	AVE	FG	FG%	3FG	3FG%	FT	FT%	OFF	DEF	REB	AVG	PF	A	TO	BL	ST	PTS	AVG
2017-18	26-20	762	29.3	113-265	.426	47-138	.341	50-59	.847	44	78	122	4.7	45	60	27	5	18	323	12.4
2018-19	36-36	1078	29.9	211-417	.506	96-210	.457	90-110	.818	65	142	207	5.8	53	86	54	10	43	608	16.9
<b>Totals</b>	<b>62-56</b>	<b>1840</b>	<b>29.7</b>	<b>324-682</b>	<b>.475</b>	<b>143-348</b>	<b>.411</b>	<b>140-169</b>	<b>.828</b>	<b>109</b>	<b>220</b>	<b>329</b>	<b>5.3</b>	<b>98</b>	<b>146</b>	<b>81</b>	<b>15</b>	<b>16</b>	<b>931</b>	<b>15.0</b>

**JONES, BOBBY (#34, Forward, Charlotte, N.C.)**

Finished career as Carolina's leader in field goal percentage (.608) • 2019 Naismith Hall of Fame inductee

Years	GP-GS	MIN	AVE	FG	FG%	3FG	3FG%	FT	FT%	OFF	DEF	REB	AVG	PF	A	TO	BL	ST	PTS	AVG
1971-72	31			127-190	.668			62-95	.653			195	6.3	78	75				316	10.2
1972-73	33			206-343	.601			84-128	.656			348	10.5	89	130				496	15.0
1973-74	28			189-326	.580			74-120	.617			274	9.8	72	80				452	16.1
<b>Totals</b>	<b>92</b>			<b>522-859</b>	<b>.608</b>			<b>220-343</b>	<b>.641</b>			<b>817</b>	<b>8.9</b>	<b>239</b>	<b>285</b>				<b>1264</b>	<b>13.7</b>

**JORDAN, MICHAEL (#23, Guard, Wilmington, N.C.)**

Two-time National Player of the Year, All-America and Olympic gold medalist • hit game-winning shot against Georgetown in 1982 NCAA championship game • named best male athlete in ACC history and ESPN's Greatest Athlete of the 20th Century

Years	GP-GS	MIN	AVE	FG	FG%	3FG	3FG%	FT	FT%	OFF	DEF	REB	AVG	PF	A	TO	BL	ST	PTS	AVG
1981-82	34			191-358	.534			78-108	.722			149	4.4	91	61	57	8	41	460	13.5
1982-83	36			282-527	.535	34-76	.447	123-167	.737			197	5.5	110	56	76	28	78	721	20.0
1983-84	31			247-448	.551			113-145	.779			163	5.3	70	64	67	35	50	607	19.6
<b>Totals</b>	<b>101</b>	<b>3107</b>	<b>30.8</b>	<b>720-1333</b>	<b>.540</b>	<b>34-76</b>	<b>.447</b>	<b>314-420</b>	<b>.748</b>			<b>509</b>	<b>5.0</b>	<b>271</b>	<b>181</b>	<b>200</b>	<b>71</b>	<b>169</b>	<b>1788</b>	<b>17.7</b>

**KARL, GEORGE (#22, Guard, Pittsburgh, Pa.)**

Point guard led UNC to 1972 Final Four and 1971 NIT title

Years	GP-GS	MIN	AVE	FG	FG%	3FG	3FG%	FT	FT%	OFF	DEF	REB	AVG	PF	A	TO	BL	ST	PTS	AVG
1970-71	32			150-286	.524			92-115	.800			104	3.3	88	78				392	12.3
1971-72	29			125-241	.519			89-113	.788			72	2.5	85	124				339	11.7
1972-73	33			219-437	.501			124-163	.761			103	3.1	105	192				562	17.0
<b>Totals</b>	<b>94</b>			<b>494-964</b>	<b>.512</b>			<b>305-391</b>	<b>.780</b>			<b>279</b>	<b>3.0</b>	<b>278</b>	<b>394</b>				<b>1293</b>	<b>13.8</b>

**KEARNS, TOMMY (#40, Guard, Bergenfield, N.J.)**

Point guard on 1957 team that went 32-0 and won NCAA title • two-time All-ACC selection

Years	GP-GS	MIN	AVE	FG	FG%	3FG	3FG%	FT	FT%	OFF	DEF	REB	AVG	PF	A	TO	BL	ST	PTS	AVG
1955-56	22			38-106	.358			55-85	.647			45	2.0	49					131	5.9
1956-57	32			138-318	.434			135-190	.711			100	3.1	82					411	12.8
1957-58	26			135-328	.412			118-188	.627			93	3.6	71					388	14.9
<b>Totals</b>	<b>80</b>			<b>311-752</b>	<b>.414</b>			<b>308-463</b>	<b>.665</b>			<b>238</b>	<b>3.0</b>	<b>202</b>					<b>930</b>	<b>11.6</b>

**KUESTER, JOHN (#15, Guard, Richmond, Va.)**

MVP of the ACC Tournament and NCAA East Regional in 1977

Years	GP-GS	MIN	AVE	FG	FG%	3FG	3FG%	FT	FT%	OFF	DEF	REB	AVG	PF	A	TO	BL	ST	PTS	AVG
1973-74	28			10-20	.500			12-15	.800			12	0.4	25	22				32	1.1
1974-75	31			30-66	.455			33-49	.673			30	0.9	57	61				93	3.0
1975-76	29			86-193	.446			30-42	.714			54	1.9	74	154		4	52	202	7.0
1976-77	33			125-242	.517			71-87	.816			73	2.2	80	133		4	66	321	9.7
<b>Totals</b>	<b>121</b>			<b>251-521</b>	<b>.482</b>			<b>146-193</b>	<b>.756</b>			<b>169</b>	<b>1.4</b>	<b>236</b>	<b>370</b>		<b>8*</b>	<b>118*</b>	<b>648</b>	<b>5.4</b>

**KUPCHAK, MITCH (#21, Center, Brentwood, N.Y.)**

ACC Player of the Year and All-America in 1976 • one of seven Tar Heels to average a double-double in back-to-back seasons

Years	GP-GS	MIN	AVE	FG	FG%	3FG	3FG%	FT	FT%	OFF	DEF	REB	AVG	PF	A	TO	BL	ST	PTS	AVG
1972-73	33			99-164	.604			56-95	.589			165	5.0	57	34				254	7.7
1973-74	27			123-219	.562			44-70	.629			191	7.1	67	50				290	10.7
1974-75	31			239-397	.602			97-150	.647			334	10.8	90	39				575	18.5
1975-76	28			190-330	.576			112-150	.747			316	11.3	77	37		32	15	492	17.6
<b>Totals</b>	<b>119</b>			<b>651-1110</b>	<b>.586</b>			<b>309-465</b>	<b>.665</b>			<b>1006</b>	<b>8.5</b>	<b>291</b>	<b>160</b>		<b>32*</b>	<b>15*</b>	<b>1611</b>	<b>13.5</b>



**LaGARDE, TOMMY (#35, Forward, Detroit, Mich.)**  
1976 Olympic gold medalist

Years	GP-GS	MIN	AVE	FG	FG%	3FG	3FG%	FT	FT%	OFF	DEF	REB	AVG	PF	A	TO	BL	ST	PTS	AVG
1973-74	22			20-36	.556			9-19	.474			34	1.5	24	4				49	2.2
1974-75	31			83-157	.529			72-98	.735			143	4.6	98	36				238	7.7
1975-76	29			156-255	.612			106-131	.809			221	7.6	89	24		15	26	418	14.4
1976-77	20			108-182	.593			86-110	.782			147	7.4	69	18		31	18	302	15.1
<b>Totals</b>	<b>102</b>			<b>367-630</b>	<b>.583</b>			<b>273-358</b>	<b>.763</b>			<b>545</b>	<b>5.3</b>	<b>280</b>	<b>82</b>		<b>46*</b>	<b>44*</b>	<b>1007</b>	<b>9.9</b>

**LANG, KRIS (#42, Forward, Gastonia, N.C.)**  
Four-year starter led UNC to 2000 Final Four and a No. 1 ranking in 2001

Years	GP-GS	MIN	AVE	FG	FG%	3FG	3FG%	FT	FT%	OFF	DEF	REB	AVG	PF	A	TO	BL	ST	PTS	AVG
1998-99	34			148-256	.578	0-0	—	63-94	.670	52	130	182	5.4	72	16	49	16	22	359	10.6
1999-2000	35			122-240	.508	0-0	—	51-78	.654	55	96	151	4.3	68	10	54	21	19	295	8.4
2000-01	33			160-291	.550	0-0	—	53-102	.520	69	119	188	5.7	76	23	52	22	18	373	11.3
2001-02	26			146-291	.502	0-1	.000	73-113	.646	43	114	157	6.0	62	25	51	33	22	365	14.0
<b>Totals</b>	<b>128</b>	<b>3259</b>	<b>25.5</b>	<b>576-1078</b>	<b>.534</b>	<b>0-1</b>	<b>.000</b>	<b>240-387</b>	<b>.620</b>	<b>219</b>	<b>459</b>	<b>678</b>	<b>5.3</b>	<b>278</b>	<b>74</b>	<b>206</b>	<b>92</b>	<b>81</b>	<b>1392</b>	<b>10.9</b>

**LARESE, YORK (#22, Forward, New York, N.Y.)**  
Three-time All-ACC selection • holds ACC single-game free throw record (21 for 21 against Duke)

Years	GP-GS	MIN	AVE	FG	FG%	3FG	3FG%	FT	FT%	OFF	DEF	REB	AVG	PF	A	TO	BL	ST	PTS	AVG
1958-59	25	854	34.2	141-310	.454			96-132	.727			128	5.1	76	73				378	15.1
1959-60	24			123-310	.397			131-151	.868			132	5.5	69					377	15.7
1960-61	23			204-437	.467			124-158	.785			147	6.4	61					532	23.1
<b>Totals</b>	<b>72</b>			<b>468-1057</b>	<b>.443</b>			<b>351-441</b>	<b>.796</b>			<b>407</b>	<b>5.7</b>	<b>206</b>					<b>1287</b>	<b>17.9</b>

**LAWSON, TY (#5, Guard, Clinton, Md.)**  
Led UNC to 2009 NCAA title • Cousy Award winner, first-team All-America, ACC Player of the Year and NCAA South Regional MVP • second in ACC history in assist-error • set single-season ACC assist-error record in 2009 • set NCAA finals record with eight steals against Michigan State

Years	GP-GS	MIN	AVE	FG	FG%	3FG	3FG%	FT	FT%	OFF	DEF	REB	AVG	PF	A	TO	BL	ST	PTS	AVG
2006-07	38-31	977	25.7	141-282	.500	31-87	.356	75-109	.688	27	85	112	2.9	90	213	83	4	58	388	10.2
2007-08	32-29	810	25.3	140-272	.515	30-83	.361	96-115	.835	15	72	87	2.7	56	165	70	1	51	406	12.7
2008-09	35-35	1048	29.9	182-342	.532	51-108	.472	166-208	.798	23	81	104	3.0	59	230	66	5	75	581	16.6
<b>Totals</b>	<b>105-95</b>	<b>2835</b>	<b>27.0</b>	<b>463-896</b>	<b>.517</b>	<b>112-278</b>	<b>.403</b>	<b>337-432</b>	<b>.780</b>	<b>65</b>	<b>238</b>	<b>303</b>	<b>2.9</b>	<b>205</b>	<b>608</b>	<b>219</b>	<b>10</b>	<b>184</b>	<b>1375</b>	<b>13.1</b>

**LEBO, JEFF (#14, Guard, Carlisle, Pa.)**  
Is second in career three-point accuracy and fourth in free throw percentage

Years	GP-GS	MIN	AVE	FG	FG%	3FG	3FG%	FT	FT%	OFF	DEF	REB	AVG	PF	A	TO	BL	ST	PTS	AVG
1985-86	34			130-253	.514			54-73	.740			84	2.5	70	137	46	1	40	314	9.2
1986-87	34			156-293	.532	67-149	.450	79-93	.849			72	2.1	73	144	64	3	46	458	13.5
1987-88	33			120-275	.436	78-168	.464	86-98	.878			87	2.6	66	159	76	1	34	404	12.2
1988-89	32			118-274	.431	66-176	.375	89-103	.864			84	2.6	75	140	77	2	39	391	12.2
<b>Totals</b>	<b>133</b>	<b>4048</b>	<b>30.4</b>	<b>524-1095</b>	<b>.479</b>	<b>211-493</b>	<b>.428</b>	<b>308-367</b>	<b>.839</b>			<b>327</b>	<b>2.5</b>	<b>284</b>	<b>580</b>	<b>263</b>	<b>7</b>	<b>159</b>	<b>1567</b>	<b>11.8</b>

**LEWIS, BOBBY (#22, Guard, Washington, D.C.)**  
Holds single-game UNC scoring record (49 vs. Florida State) • two-time All-America • third in career points per game

Years	GP-GS	MIN	AVE	FG	FG%	3FG	3FG%	FT	FT%	OFF	DEF	REB	AVG	PF	A	TO	BL	ST	PTS	AVG
1964-65	24			191-391	.488			123-175	.703			192	8.0	53					505	21.0
1965-66	27			259-489	.530			222-274	.810			142	5.3	59					740	27.4
1966-67	32			212-472	.449			167-211	.791			176	5.5	82					591	18.5
<b>Totals</b>	<b>83</b>			<b>662-1352</b>	<b>.490</b>			<b>512-660</b>	<b>.776</b>			<b>510</b>	<b>6.1</b>	<b>194</b>					<b>1836</b>	<b>22.1</b>

**LIFSON, AL (#12/21, Forward, Elizabeth, N.J.)**  
Held UNC career scoring mark prior to Lennie Rosenbluth

Years	GP-GS	MIN	AVE	FG	FG%	3FG	3FG%	FT	FT%	OFF	DEF	REB	AVG	PF	A	TO	BL	ST	PTS	AVG
1951-52	27			163-401	.406			99											425	15.8
1952-53	23			119-334	.356			100-142	.704										338	14.7
1953-54	19			102-260	.392			74-97	.763			66	3.5	71					278	14.6
1954-55	21			93-216	.431			95-139	.683			88	4.2	76					281	13.4
<b>Totals</b>	<b>90</b>			<b>477-1211</b>	<b>.394</b>			<b>368</b>				<b>154*</b>	<b>3.9*</b>	<b>147*</b>					<b>1322</b>	<b>14.7</b>

**LITTLE, NASSIR (#5, Forward, Orange Park, Fla.)**  
Selected in the first round of the 2019 NBA Draft by Portland

Years	GP-GS	MIN	AVE	FG	FG%	3FG	3FG%	FT	FT%	OFF	DEF	REB	AVG	PF	A	TO	BL	ST	PTS	AVG
2018-19	36-0	654	18.2	131-273	.480	14-52	.269	77-100	.770	58	109	167	4.6	59	24	48	19	19	353	9.8

**LYNCH, GEORGE (#34, Forward, Roanoke, Va.)**  
Captain on 1993 national champions • second in UNC career steals and third in rebounds

Years	GP-GS	MIN	AVE	FG	FG%	3FG	3FG%	FT	FT%	OFF	DEF	REB	AVG	PF	A	TO	BL	ST	PTS	AVG
1989-90	34			112-215	.521	1-3	.333	67-101	.663			183	5.4	105	34	66	14	37	292	8.6
1990-91	35			172-329	.523	7-10	.700	85-135	.630			258	7.4	91	41	86	15	49	436	12.5
1991-92	33			192-356	.539	1-8	.125	74-114	.649			291	8.8	105	86	77	10	66	459	13.9
1992-93	38			235-469	.501	2-11	1.82	88-132	.667			365	9.6	85	72	89	21	89	560	14.7
<b>Totals</b>	<b>140</b>	<b>3705</b>	<b>26.5</b>	<b>711-1369</b>	<b>.519</b>	<b>11-32</b>	<b>.344</b>	<b>314-482</b>	<b>.651</b>	<b>249</b>	<b>848</b>	<b>1097</b>	<b>7.8</b>	<b>386</b>	<b>233</b>	<b>318</b>	<b>60</b>	<b>241</b>	<b>1747</b>	<b>12.5</b>

**MADDEN, KEVIN (#22, Forward, Staunton, Va.)**

Scored over 1,000 points • key scorer on 1989 ACC Tournament champions

Years	GP-GS	MIN	AVE	FG	FG%	3FG	3FG%	FT	FT%	OFF	DEF	REB	AVG	PF	A	TO	BL	ST	PTS	AVG
1985-86	34			68-115	.591			32-46	.696			61	1.8	35	38	34	6	11	168	4.9
1987-88	32			107-186	.575	19-41	.463	41-60	.683			90	2.8	40	51	45	5	25	274	8.6
1988-89	37			224-381	.588	8-31	.258	86-141	.610			177	4.8	67	70	66	17	37	542	14.6
1989-90	31			120-211	.569	2-12	.167	70-99	.707			147	4.7	57	58	65	7	27	312	10.1
<b>Totals</b>	<b>134</b>	<b>2867</b>	<b>21.4</b>	<b>519-893</b>	<b>.581</b>	<b>29-84</b>	<b>.345</b>	<b>229-346</b>	<b>.662</b>			<b>475</b>	<b>3.5</b>	<b>199</b>	<b>217</b>	<b>210</b>	<b>35</b>	<b>100</b>	<b>1296</b>	<b>9.7</b>

**MARSHALL, KENDALL (#5, Point Guard, Dumfries, Va.)**

2012 Bob Cousy Award winner, CBSSports.com first-team All-America • set ACC career record for assist-turnover ratio, second in ACC history in assists per game, UNC career leader in assists per game and assist-turnover ratio • set ACC single-season records in 2012 for assists, assists per game and double-figure assist games

Years	GP-GS	MIN	AVE	FG	FG%	3FG	3FG%	FT	FT%	OFF	DEF	REB	AVG	PF	A	TO	BL	ST	PTS	AVG
2010-11	37-20	912	24.6	76-182	.418	20-53	.377	58-84	.690	6	71	77	2.1	50	230	92	3	40	230	6.2
2011-12	36-35	1188	33.0	105-225	.467	28-79	.354	55-79	.696	6	88	94	2.6	56	351	101	6	43	293	8.1
<b>Totals</b>	<b>73-55</b>	<b>2100</b>	<b>28.8</b>	<b>181-407</b>	<b>.445</b>	<b>48-132</b>	<b>.364</b>	<b>113-163</b>	<b>.693</b>	<b>12</b>	<b>159</b>	<b>171</b>	<b>2.3</b>	<b>106</b>	<b>581</b>	<b>193</b>	<b>9</b>	<b>83</b>	<b>523</b>	<b>7.2</b>

**MAY, SEAN (#42, Forward, Bloomington, Ind.)**

2005 Final Four Most Outstanding Player, NCAA Regional MVP, ACC Male Athlete of the Year, All-ACC • 26 points, 10 rebounds in national championship game vs. Illinois

Years	GP-GS	MIN	AVE	FG	FG%	3FG	3FG%	FT	FT%	OFF	DEF	REB	AVG	PF	A	TO	BL	ST	PTS	AVG
2002-03	11	306	27.8	51-108	.472	0-4	.000	23-40	.575	25	64	89	8.1	24	11	21	20	17	125	11.4
2003-04	29-29	839	28.9	163-352	.463	0-4	.000	115-167	.689	100	185	285	9.8	76	40	69	37	40	441	15.2
2004-05	37-36	992	26.8	228-402	.567	0-3	.000	191-252	.758	142	255	397	10.7	88	62	94	38	43	647	17.5
<b>Totals</b>	<b>77</b>	<b>2137</b>	<b>27.8</b>	<b>442-862</b>	<b>.513</b>	<b>0-11</b>	<b>.000</b>	<b>329-459</b>	<b>.717</b>	<b>267</b>	<b>504</b>	<b>771</b>	<b>10.0</b>	<b>188</b>	<b>113</b>	<b>184</b>	<b>95</b>	<b>100</b>	<b>1213</b>	<b>15.8</b>

**MAYE, LUKE (#32, Forward, Hendersonville, N.C.)**

2017 NCAA South Regional Most Outstanding Player • made game-winning basket with 0.3 seconds to play to beat Kentucky in 2017 Elite Eight • first-team All-ACC as a junior • two-time second-team Academic All-America and two-time ACC Scholar-Athlete of the Year • most rebounds in consecutive seasons by a Tar Heel • only Tar Heel to score 30 points at both Duke and NC State and only Tar Heel with three 30-point games against NC State

Years	GP-GS	MIN	AVE	FG	FG%	3FG	3FG%	FT	FT%	OFF	DEF	REB	AVG	PF	A	TO	BL	ST	PTS	AVG
2015-16	33-0	178	5.4	15-40	.375	2-7	.286	60-14	.429	24	30	54	1.6	26	7	10	3	3	38	1.2
2016-17	35-1	497	14.2	78-163	.479	16-40	.400	22-38	.579	58	80	138	3.9	63	41	30	7	15	194	5.5
2017-18	37-37	1193	32.2	251-516	.486	50-116	.431	73-117	.624	113	260	373	10.1	92	88	69	38	36	625	16.9
2018-19	36-36	1112	30.9	198-460	.430	36-125	.288	103-133	.774	92	285	377	10.5	93	84	71	20	23	535	14.9
<b>Totals</b>	<b>141-74</b>	<b>2980</b>	<b>21.1</b>	<b>542-1179</b>	<b>.460</b>	<b>104-288</b>	<b>.361</b>	<b>204-302</b>	<b>.675</b>	<b>287</b>	<b>655</b>	<b>942</b>	<b>6.7</b>	<b>274</b>	<b>220</b>	<b>180</b>	<b>68</b>	<b>77</b>	<b>1392</b>	<b>9.9</b>

**McADOO, JAMES MICHAEL (#43, Forward, Norfolk, Va.)**

Second-team All-ACC in 2013 and 2014

Years	GP-GS	MIN	AVE	FG	FG%	3FG	3FG%	FT	FT%	OFF	DEF	REB	AVG	PF	A	TO	BL	ST	PTS	AVG
2011-12	38-3	594	15.6	85-196	.434	0-0	—	60-94	.638	53	94	147	3.9	53	11	29	13	33	230	6.1
2012-13	36-36	1076	29.9	209-470	.445	0-2	.000	100-173	.578	89	174	263	7.3	84	41	96	14	54	518	14.4
2013-14	34-34	1023	30.1	173-378	.458	0-7	.000	138-257	.537	90	140	230	6.8	92	59	48	31	45	484	14.2
<b>Totals</b>	<b>108-74</b>	<b>2980</b>	<b>24.9</b>	<b>464-1063</b>	<b>.447</b>	<b>0-9</b>	<b>.000</b>	<b>298-524</b>	<b>.569</b>	<b>232</b>	<b>408</b>	<b>640</b>	<b>5.9</b>	<b>229</b>	<b>111</b>	<b>173</b>	<b>58</b>	<b>132</b>	<b>1232</b>	<b>11.4</b>

**McADOO, ROBERT (#35, Center, Greensboro, N.C.)**

First-team All-America, ACC Tournament MVP • led UNC to 1972 Final Four

Years	GP-GS	MIN	AVE	FG	FG%	3FG	3FG%	FT	FT%	OFF	DEF	REB	AVG	PF	A	TO	BL	ST	PTS	AVG
1971-72	31			243-471	.516	—	—	118-167	.707			312	10.1	83	72				604	19.5

**McCANTS, RASHAD (#32, Forward, Asheville, N.C.)**

First-team All-ACC in 2004 • second-leading scorer on 2005 national champions

Years	GP-GS	MIN	AVE	FG	FG%	3FG	3FG%	FT	FT%	OFF	DEF	REB	AVG	PF	A	TO	BL	ST	PTS	AVG
2002-03	35	1048	29.9	215-438	.491	72-174	.414	92-132	.697	58	104	162	4.6	95	51	81	19	49	594	17.0
2003-04	30-29	961	32.0	216-451	.479	78-191	.408	89-119	.748	62	75	137	4.6	62	65	76	20	53	599	20.0
2004-05	33-30	856	25.9	183-374	.489	71-168	.423	91-126	.722	27	72	99	3.0	80	88	63	22	43	528	16.0
<b>Totals</b>	<b>98</b>	<b>2865</b>	<b>29.2</b>	<b>614-1263</b>	<b>.486</b>	<b>221-533</b>	<b>.415</b>	<b>272-377</b>	<b>.721</b>	<b>147</b>	<b>251</b>	<b>398</b>	<b>4.1</b>	<b>237</b>	<b>204</b>	<b>220</b>	<b>61</b>	<b>145</b>	<b>1721</b>	<b>17.6</b>

**McINNIS, JEFF (#5, Guard, Charlotte, N.C.)**

Point guard on 1995 NCAA Southeast Regional champions • two-time All-ACC (second team in 1996, third team in 1995)

Years	GP-GS	MIN	AVE	FG	FG%	3FG	3FG%	FT	FT%	OFF	DEF	REB	AVG	PF	A	TO	BL	ST	PTS	AVG
1993-94	35			70-153	.458	27-65	.415	30-47	.638			58	1.7	31	85	50	0	26	197	5.6
1994-95	34			155-316	.491	44-112	.393	66-99	.667			138	4.1	74	180	72	0	44	420	12.4
1995-96	31			178-409	.435	67-171	.392	88-110	.800	17	64	81	2.6	72	170	78	0	38	511	16.5
<b>Totals</b>	<b>100</b>	<b>2745</b>	<b>27.5</b>	<b>403-878</b>	<b>.459</b>	<b>138-348</b>	<b>.397</b>	<b>184-256</b>	<b>.719</b>	<b>63</b>	<b>214</b>	<b>277</b>	<b>2.8</b>	<b>177</b>	<b>435</b>	<b>200</b>	<b>0</b>	<b>108</b>	<b>1128</b>	<b>11.3</b>

**MEEKS, KENNEDY (#3, Forward, Charlotte, N.C.)**

One of six Tar Heels to start in two national championship games • fifth in career rebounds at UNC with 1,052 • career-high 25 points and 14 rebounds in 2017 national semifinal vs. Oregon • career-high 17 rebounds in 2017 South Regional final vs. Kentucky • had key offensive rebound, block and steal in the final 30 seconds of the 2017 national championship game vs. Gonzaga

Years	GP-GS	MIN	AVE	FG	FG%	3FG	3FG%	FT	FT%	OFF	DEF	REB	AVG	PF	A	TO	BL	ST	PTS	AVG
2013-14	34-17	553	16.3	103-188	.548	0-0	—	51-87	.586	80	127	207	6.1	58	27	35	27	11	257	7.6
2014-15	37-32	862	23.3	168-299	.562	0-1	.000	84-131	.641	95	176	271	7.3	98	39	58	46	23	420	11.4
2015-16	33-28	679	20.6	131-239	.548	0-0	—	42-61	.689	80	116	196	5.9	74	35	46	34	27	304	9.2
2016-17	40-40	973	24.3	206-371	.555	0-0	—	89-143	.622	152	226	378	9.5	94	41	48	47	38	501	12.5
<b>Totals</b>	<b>144-117</b>	<b>3067</b>	<b>21.3</b>	<b>608-1097</b>	<b>.554</b>	<b>0-1</b>	<b>.000</b>	<b>266-422</b>	<b>.630</b>	<b>407</b>	<b>645</b>	<b>1052</b>	<b>7.3</b>	<b>324</b>	<b>142</b>	<b>187</b>	<b>154</b>	<b>99</b>	<b>1482</b>	<b>10.3</b>

**MILLER, LARRY (#44, Forward, Catasauqua, Pa.)**

Two-time All-America, ACC Player of the Year and ACC Tournament MVP

Years	GP-GS	MIN	AVE	FG	FG%	3FG	3FG%	FT	FT%	OFF	DEF	REB	AVG	PF	A	TO	BL	ST	PTS	AVG
1965-66	27			219-400	.548			127-187	.679			277	10.3	64					565	20.9
1966-67	32			278-553	.503			144-218	.661			299	9.3	90					700	21.9
1967-68	32			268-545	.492			181-256	.707			258	8.1	70					717	22.4
<b>Totals</b>	<b>91</b>			<b>765-1498</b>	<b>.511</b>			<b>452-661</b>	<b>.684</b>			<b>834</b>	<b>9.2</b>	<b>224</b>					<b>1982</b>	<b>21.8</b>

**MOE, DOUG (#35, Forward, Brooklyn, N.Y.)**

Second in UNC career rebounding average • one of seven Tar Heels to average a career double-double

Years	GP-GS	MIN	AVE	FG	FG%	3FG	3FG%	FT	FT%	OFF	DEF	REB	AVG	PF	A	TO	BL	ST	PTS	AVG
1958-59	25	846	33.8	106-265	.400			104-164	.634			179	7.2	74	67				316	12.6
1959-60	12			60-144	.417			82-113	.726			135	11.3	36					202	16.8
1960-61	23			163-401	.406			143-207	.691			321	14.0	58					469	20.4
<b>Totals</b>	<b>60</b>			<b>329-810</b>	<b>.406</b>			<b>329-484</b>	<b>.680</b>			<b>635</b>	<b>10.6</b>	<b>168</b>					<b>987</b>	<b>16.5</b>

**MONTROSS, ERIC (#00, Center, Indianapolis, Ind.)**

Two-time All-ACC, 1994 All-America • starting center on 1993 national champions

Years	GP-GS	MIN	AVE	FG	FG%	3FG	3FG%	FT	FT%	OFF	DEF	REB	AVG	PF	A	TO	BL	ST	PTS	AVG
1990-91	35			81-138	.587	0-0	—	41-67	.612			148	4.2	79	11	32	30	6	203	5.8
1991-92	31			140-244	.574	0-0	—	68-109	.624			218	7.0	112	18	47	30	17	348	11.2
1992-93	38			222-361	.615	0-0	—	156-228	.684			290	7.6	113	28	66	47	22	600	15.8
1993-94	35			183-327	.560	0-0	—	110-197	.558			285	8.1	104	29	66	62	18	476	13.6
<b>Totals</b>	<b>139</b>	<b>3501</b>	<b>25.2</b>	<b>626-1070</b>	<b>.585</b>	<b>0-0</b>	<b>—</b>	<b>375-601</b>	<b>.624</b>	<b>334</b>	<b>607</b>	<b>941</b>	<b>6.8</b>	<b>408</b>	<b>86</b>	<b>211</b>	<b>169</b>	<b>63</b>	<b>1627</b>	<b>11.7</b>

**O'KOREN, MIKE (#31, Forward, Jersey City, N.J.)**

One of seven ACC players to earn first-team All-America honors three times • scored 31 against UNLV in 1977 Final Four

Years	GP-GS	MIN	AVE	FG	FG%	3FG	3FG%	FT	FT%	OFF	DEF	REB	AVG	PF	A	TO	BL	ST	PTS	AVG
1976-77	33			172-298	.577			114-157	.726			217	6.6	91	60		7	48	458	13.9
1977-78	27			173-269	.643			122-163	.748			180	6.7	76	85		7	46	468	17.3
1978-79	28			135-259	.521			144-188	.766			202	7.2	77	99		15	46	414	14.8
1979-80	29			163-298	.547			99-152	.651			216	7.4	83	104		8	43	425	14.7
<b>Totals</b>	<b>117</b>	<b>1012</b>	<b>8.7</b>	<b>643-1124</b>	<b>.572</b>			<b>479-660</b>	<b>.726</b>			<b>815</b>	<b>7.0</b>	<b>327</b>	<b>348</b>	<b>73</b>	<b>37</b>	<b>183</b>	<b>1765</b>	<b>15.1</b>

**OKULAJA, ADEMOLA (#13, Forward, Berlin, Germany)**

First-team All-ACC in 1999 • starting small forward on 1997 and 1998 ACC champions, Final Four teams

Years	GP-GS	MIN	AVE	FG	FG%	3FG	3FG%	FT	FT%	OFF	DEF	REB	AVG	PF	A	TO	BL	ST	PTS	AVG
1995-96	32			64-122	.525	20-41	.488	49-66	.742	65	102	167	5.2	72	69	63	8	34	197	6.2
1996-97	35			101-243	.416	40-111	.360	38-66	.576	80	146	226	6.5	76	96	67	7	51	280	8.0
1997-98	38			104-251	.414	24-93	.258	71-114	.623	75	138	213	5.6	72	80	59	8	44	303	8.0
1998-99	34			155-351	.442	59-137	.431	105-141	.745	90	194	284	8.4	54	82	67	10	46	474	13.9
<b>Totals</b>	<b>139</b>	<b>4390</b>	<b>31.6</b>	<b>424-967</b>	<b>.438</b>	<b>143-382</b>	<b>.374</b>	<b>263-387</b>	<b>.680</b>	<b>310</b>	<b>580</b>	<b>890</b>	<b>6.4</b>	<b>274</b>	<b>327</b>	<b>256</b>	<b>33</b>	<b>175</b>	<b>1254</b>	<b>9.0</b>

**PAIGE, MARCUS (#5, Guard, Marion, Iowa)**

First-team All-ACC and second-team All-America in 2014 • three-time Academic All-America and two-time winner of the ACC's Skip Prosser Award • set UNC records for most career 3FGs and most NCAA Tournament threes in a season and career • one of two players in ACC history with 1,800 points, 500 assists, 300 rebounds, 275 three-pointers and 200 steals

Years	GP-GS	MIN	AVE	FG	FG%	3FG	3FG%	FT	FT%	OFF	DEF	REB	AVG	PF	A	TO	BL	ST	PTS	AVG
2012-13	35-34	1021	29.2	95-267	.356	45-131	.344	51-61	.836	8	86	94	2.7	61	161	86	5	48	286	8.2
2013-14	34-33	1211	35.6	191-434	.440	86-221	.389	128-146	.877	18	91	109	3.2	68	143	73	7	51	596	17.5
2014-15	38-38	1263	33.2	172-416	.413	94-238	.395	96-111	.865	14	96	110	2.9	62	170	73	8	65	534	14.1
2015-16	34-34	1075	31.6	141-354	.398	74-208	.356	72-93	.774	15	71	86	2.5	51	128	42	15	39	428	12.6
<b>Totals</b>	<b>141-139</b>	<b>4570</b>	<b>32.4</b>	<b>599-1471</b>	<b>.407</b>	<b>299-798</b>	<b>.375</b>	<b>347-411</b>	<b>.844</b>	<b>55</b>	<b>344</b>	<b>399</b>	<b>2.8</b>	<b>242</b>	<b>602</b>	<b>274</b>	<b>35</b>	<b>203</b>	<b>1844</b>	<b>13.1</b>

**PERKINS, SAM (#41, Center, Latham, N.Y.)**

Held school record for rebounds from 1984 to 2009 • three-time first-team All-America • 1981 ACC Rookie of the Year • UNC's third-leading scorer in history • starting center on 1982 national champions

Years	GP-GS	MIN	AVE	FG	FG%	3FG	3FG%	FT	FT%	OFF	DEF	REB	AVG	PF	A	TO	BL	ST	PTS	AVG
1980-81	37			199-318	.626			152-205	.741			289	7.8	115	27	87	67	23	550	14.9
1981-82	32			174-301	.578			109-142	.768			250	7.8	74	35	53	53	33	457	14.3
1982-83	35			218-414	.527	12-28	.429	145-177	.819			330	9.4	91	47	71	65	41	593	16.9
1983-84	31			195-331	.589			155-181	.856			298	9.6	70	51	61	60	28	545	17.6
<b>Totals</b>	<b>135</b>	<b>4459</b>	<b>33.0</b>	<b>786-1364</b>	<b>.576</b>	<b>12-28</b>	<b>.429</b>	<b>561-705</b>	<b>.796</b>			<b>1167</b>	<b>8.6</b>	<b>350</b>	<b>160</b>	<b>272</b>	<b>245</b>	<b>125</b>	<b>2145</b>	<b>15.9</b>

**PHELPS, DERRICK (#14, Guard, Pleasantville, N.Y.)**

Holds Carolina career record for steals (247) • starting point guard on 1993 national champions • first-team All-ACC 1994

Years	GP-GS	MIN	AVE	FG	FG%	3FG	3FG%	FT	FT%	OFF	DEF	REB	AVG	PF	A	TO	BL	ST	PTS	AVG
1990-91	30			25-51	.490	2-9	.222	16-21	.762			33	1.1	30	58	40	3	27	68	2.3
1991-92	33			106-265	.400	17-60	.283	74-104	.712			115	3.5	75	207	111	10	78	303	9.2
1992-93	36			111-243	.457	15-48	.313	56-83	.675			157	4.4	68	196	110	3	82	293	8.1
1993-94	33			97-198	.490	25-66	.379	86-115	.748			127	3.8	61	176	78	2	60	305	9.2
<b>Totals</b>	<b>132</b>	<b>3239</b>	<b>24.5</b>	<b>339-757</b>	<b>.448</b>	<b>59-183</b>	<b>.322</b>	<b>232-323</b>	<b>.718</b>	<b>119</b>	<b>313</b>	<b>432</b>	<b>3.3</b>	<b>234</b>	<b>637</b>	<b>339</b>	<b>18</b>	<b>247</b>	<b>969</b>	<b>7.3</b>



**PINSON, THEO (#1, Forward/Guard, Greensboro, N.C.)**

One of three Tar Heels (with Ed Cota and Walter Davis) with 500 rebounds and 400 assists • third all-time at UNC in assist/turnover ratio (players with 400 or more assists) • starter on 2017 national champions • first-team 2018 All-ACC Tournament

Years	GP-GS	MIN	AVE	FG	FG%	3FG	3FG%	FT	FT%	OFF	DEF	REB	AVG	PF	A	TO	BL	ST	PTS	AVG
2014-15	24-1	300	12.5	25-68	.368	7-26	.269	11-18	.611	21	51	72	3.0	22	37	17	5	14	68	2.8
2015-16	40-7	747	18.7	59-146	.404	18-62	.290	45-67	.672	43	84	127	3.2	69	115	49	10	24	181	4.5
2016-17	21-13	500	23.8	43-113	.381	9-38	.237	33-47	.702	28	69	97	4.6	37	77	31	4	18	128	6.1
2017-18	37-37	1100	29.7	130-275	.473	12-53	.226	108-132	.818	55	185	240	6.5	84	187	89	20	40	380	10.3
<b>Totals</b>	<b>122-58</b>	<b>2647</b>	<b>21.7</b>	<b>257-602</b>	<b>.427</b>	<b>46-179</b>	<b>.257</b>	<b>197-264</b>	<b>.746</b>	<b>147</b>	<b>389</b>	<b>536</b>	<b>4.4</b>	<b>212</b>	<b>416</b>	<b>186</b>	<b>39</b>	<b>96</b>	<b>757</b>	<b>6.2</b>

**QUIGG, JOE (#41, Forward, Brooklyn, N.Y.)**

Center on 1957 unbeaten national champions • made winning free throws in third overtime in NCAA title game

Years	GP-GS	MIN	AVE	FG	FG%	3FG	3FG%	FT	FT%	OFF	DEF	REB	AVG	PF	A	TO	BL	ST	PTS	AVG
1955-56	23			92-229	.402			91-140	.650			207	9.0	75					275	12.0
1956-57	31			111-256	.434			97-135	.719			268	8.7	89					319	10.3
<b>Totals</b>	<b>54</b>			<b>203-485</b>	<b>.419</b>			<b>188-275</b>	<b>.684</b>			<b>475</b>	<b>8.8</b>	<b>164</b>					<b>594</b>	<b>11.0</b>

**REESE, BRIAN (#31, Forward, The Bronx, N.Y.)**

Starting small forward on 1993 national champions, 1994 ACC Tournament champs

Years	GP-GS	MIN	AVE	FG	FG%	3FG	3FG%	FT	FT%	OFF	DEF	REB	AVG	PF	A	TO	BL	ST	PTS	AVG
1990-91	33			56-105	.533	3-5	.600	18-33	.545			54	1.6	14	17	20	2	9	133	4.0
1991-92	32			120-245	.490	16-51	.314	59-76	.776			125	3.9	45	70	81	4	15	315	9.8
1992-93	35			152-300	.507	22-60	.367	72-104	.692			125	3.6	34	83	82	7	24	398	11.4
1993-94	34			107-219	.489	6-32	.188	47-92	.511			132	3.9	47	96	77	4	22	267	7.9
<b>Totals</b>	<b>134</b>	<b>2570</b>	<b>19.2</b>	<b>435-869</b>	<b>.501</b>	<b>47-148</b>	<b>.318</b>	<b>196-305</b>	<b>.643</b>	<b>177</b>	<b>259</b>	<b>436</b>	<b>3.3</b>	<b>140</b>	<b>266</b>	<b>260</b>	<b>17</b>	<b>70</b>	<b>1113</b>	<b>8.3</b>

**REID, J.R. (#34, Forward, Virginia Beach, Va.)**

One of three Tar Heels to earn NCAA Regional honors three times • 1989 ACC Tournament MVP • 1988 consensus All-America

Years	GP-GS	MIN	AVE	FG	FG%	3FG	3FG%	FT	FT%	OFF	DEF	REB	AVG	PF	A	TO	BL	ST	PTS	AVG
1986-87	36			198-339	.584	0-0	—	132-202	.653			268	7.4	110	66	94	27	47	528	14.7
1987-88	33			222-366	.607	0-0	—	151-222	.680			293	8.9	113	57	127	38	39	595	18.0
1988-89	27			164-267	.614	0-0	—	101-151	.669			170	6.3	81	36	71	21	23	429	15.9
<b>Totals</b>	<b>96</b>	<b>2788</b>	<b>29.0</b>	<b>584-972</b>	<b>.601</b>	<b>0-0</b>	<b>—</b>	<b>384-575</b>	<b>.668</b>			<b>731</b>	<b>7.6</b>	<b>304</b>	<b>159</b>	<b>292</b>	<b>86</b>	<b>109</b>	<b>1552</b>	<b>16.2</b>

**RICE, KING (#21, Guard, Binghamton, N.Y.)**

Tri-captain on 1991 team that won ACC Tournament and won NCAA East Regional

Years	GP-GS	MIN	AVE	FG	FG%	3FG	3FG%	FT	FT%	OFF	DEF	REB	AVG	PF	A	TO	BL	ST	PTS	AVG
1987-88	34			22-56	.393	2-12	.167	24-30	.800			26	0.8	20	55	38	0	21	70	2.1
1988-89	37			57-131	.435	18-46	.391	60-73	.822			47	1.3	36	150	72	0	34	192	5.2
1989-90	34			97-239	.406	29-94	.309	89-118	.754			69	2.0	51	217	101	0	54	312	9.2
1990-91	35			91-199	.457	26-63	.413	79-109	.725			62	1.8	51	207	76	1	38	287	8.2
<b>Totals</b>	<b>140</b>	<b>3206</b>	<b>22.9</b>	<b>267-625</b>	<b>.427</b>	<b>75-215</b>	<b>.349</b>	<b>252-330</b>	<b>.764</b>			<b>204</b>	<b>1.5</b>	<b>158</b>	<b>629</b>	<b>287</b>	<b>1</b>	<b>147</b>	<b>861</b>	<b>6.2</b>

**ROSENBLUTH, LENNIE (#10, Forward, The Bronx, N.Y.)**

1957 National and ACC Player of the Year, ACC Tournament and NCAA East Regional MVP • led UNC to 32-0 record and NCAA title • holds UNC career scoring record at 28.0 points a game

Years	GP-GS	MIN	AVE	FG	FG%	3FG	3FG%	FT	FT%	OFF	DEF	REB	AVG	PF	A	TO	BL	ST	PTS	AVG
1954-55	21			189-444	.426			158-222	.712			246	11.7	65					536	25.5
1955-56	23			227-496	.458			160-217	.737			264	11.5	67					614	26.7
1956-57	32			306-632	.484			285-376	.758			280	8.8	78					897	28.0
<b>Totals</b>	<b>76</b>			<b>722-1572</b>	<b>.459</b>			<b>603-815</b>	<b>.740</b>			<b>790</b>	<b>10.4</b>	<b>210</b>					<b>2047</b>	<b>26.9</b>

**SCOTT, CHARLIE (#33, Forward/Guard, New York, N.Y.)**

Naismith Basketball Hall of Fame inductee in 2018 • Three-time All-ACC, two-time All-America, 1968 Olympic gold medalist, 1970 ACC Male Athlete of the Year • One of six 2,000-point scorers in UNC history • ABA Rookie of the Year • Scored game-high 25 points as Boston Celtics won game six to clinch 1976 NBA Finals

Years	GP-GS	MIN	AVE	FG	FG%	3FG	3FG%	FT	FT%	OFF	DEF	REB	AVG	PF	A	TO	BL	ST	PTS	AVG
1967-68	32			234-490	.478			94-141	.667			191	6.0	89	117				562	17.6
1968-69	32			290-577	.503			134-191	.702			226	7.1	70	108				714	22.3
1969-70	27			281-611	.460			169-215	.786			232	8.6	58	85				731	27.1
<b>Totals</b>	<b>91</b>			<b>805-1678</b>	<b>.480</b>			<b>397-547</b>	<b>.726</b>			<b>649</b>	<b>7.1</b>	<b>217</b>	<b>310</b>				<b>2007</b>	<b>22.1</b>

**SHAFFER, LEE (#12, Forward, Pittsburgh, Pa.)**

First-team All-America and ACC Player of the Year in 1960

Years	GP-GS	MIN	AVE	FG	FG%	3FG	3FG%	FT	FT%	OFF	DEF	REB	AVG	PF	A	TO	BL	ST	PTS	AVG
1957-58	26			103-240	.430			80-108	.731			159	6.1	70					286	11.0
1958-59	25	821	32.8	128-273	.468			74-96	.770			178	7.1	59	30				330	13.2
1959-60	24			169-388	.436			99-126	.786			269	11.2	70					437	18.2
<b>Totals</b>	<b>75</b>			<b>400-901</b>	<b>.444</b>			<b>253-330</b>	<b>.767</b>			<b>606</b>	<b>8.1</b>	<b>199</b>	<b>30</b>				<b>1053</b>	<b>14.0</b>

**SMITH, KENNY (#30, Guard, Queens, N.Y.)**

Basketball Times' National Player of the Year in 1987 • led UNC to 14-0 ACC record • broke UNC's career assists and steals records

Years	GP-GS	MIN	AVE	FG	FG%	3FG	3FG%	FT	FT%	OFF	DEF	REB	AVG	PF	A	TO	BL	ST	PTS	AVG
1983-84	23			83-160	.519			44-55	.800			40	1.7	35	114	71	0	28	210	9.1
1984-85	36			173-334	.518			98-114	.860			92	2.6	54	235	102	3	64	444	12.3
1985-86	34			164-318	.516			80-99	.808			75	2.2	49	210	96	2	52	408	12.0
1986-87	34			208-414	.502	87-213	.408	71-88	.807			76	2.2	47	209	104	3	51	574	16.9
<b>Totals</b>	<b>127</b>	<b>4217</b>	<b>33.2</b>	<b>628-1226</b>	<b>.512</b>	<b>87-213</b>	<b>.408</b>	<b>293-356</b>	<b>.823</b>			<b>283</b>	<b>2.2</b>	<b>185</b>	<b>768</b>	<b>373</b>	<b>8</b>	<b>195</b>	<b>1636</b>	<b>12.9</b>

**STACKHOUSE, JERRY (#42, Forward, Kinston, N.C.)**

Sports Illustrated's Player of the Year, All-America, All-ACC and NCAA Southeast Regional MVP in 1995

Years	GP-GS	MIN	AVE	FG	FG%	3FG	3FG%	FT	FT%	OFF	DEF	REB	AVG	PF	A	TO	BL	ST	PTS	AVG
1993-94	35			138-296	.466	2-20	.100	150-205	.732			176	5.0	55	69	87	17	42	428	12.2
1994-95	34			215-416	.517	37-90	.411	185-260	.712			280	8.2	74	93	111	59	50	652	19.2
<b>Totals</b>	<b>69</b>	<b>1904</b>	<b>27.6</b>	<b>353-712</b>	<b>.496</b>	<b>39-110</b>	<b>.355</b>	<b>335-465</b>	<b>.720</b>	<b>171</b>	<b>285</b>	<b>456</b>	<b>6.6</b>	<b>129</b>	<b>162</b>	<b>198</b>	<b>76</b>	<b>92</b>	<b>1080</b>	<b>15.7</b>

**THOMPSON, DEON (#21, Forward, Torrance, Calif.)**

Held NCAA record for games played (since broken) • starting power forward on 2009 national champions

Years	GP-GS	MIN	AVE	FG	FG%	3FG	3FG%	FT	FT%	OFF	DEF	REB	AVG	PF	A	TO	BL	ST	PTS	AVG
2006-07	38-1	473	12.4	77-138	.558	0-0	—	24-37	.649	40	53	93	2.4	67	16	36	17	18	178	4.7
2007-08	39-38	836	21.4	142-295	.481	0-0	—	44-74	.595	74	113	187	4.8	91	41	53	51	27	328	8.4
2008-09	38-37	943	24.8	164-333	.492	0-0	—	73-113	.646	70	146	216	5.7	85	26	48	40	35	401	10.6
2009-10	337-37	994	26.9	196-405	.484	0-2	.000	115-166	.693	106	141	247	6.7	80	31	65	33	38	507	13.7
<b>Totals</b>	<b>152-113</b>	<b>3246</b>	<b>21.4</b>	<b>579-1171</b>	<b>.494</b>	<b>0-2</b>	<b>.000</b>	<b>256-390</b>	<b>.656</b>	<b>290</b>	<b>453</b>	<b>743</b>	<b>4.9</b>	<b>323</b>	<b>114</b>	<b>202</b>	<b>141</b>	<b>118</b>	<b>1414</b>	<b>9.3</b>

**VAYDA, JERRY (#21/43, Forward, Bayonne, N.J.)**

Scored more than 1,000 points and was UNC's first player to earn All-ACC honors in 1954

Years	GP-GS	MIN	AVE	FG	FG%	3FG	3FG%	FT	FT%	OFF	DEF	REB	AVG	PF	A	TO	BL	ST	PTS	AVG
1952-53	27			111-266	.417			79-120	.658										301	11.1
1953-54	21			123-298	.413			111-176	.631			183	8.7	61					357	17.0
1954-55	21			97-250	.388			113-167	.677			190	9.0	62					307	14.6
1955-56	23			67-167	.401			88-121	.727			135	5.9	62					222	9.7
<b>Totals</b>	<b>92</b>			<b>398-981</b>	<b>.406</b>			<b>391-584</b>	<b>.670</b>			<b>508*</b>	<b>5.5*</b>	<b>185*</b>					<b>1187</b>	<b>12.9</b>

**WALLACE, RASHEED (#30, Forward, Philadelphia, Pa.)**

Earned All-America and All-ACC honors in 1995; second in ACC history in career field goal percentage

Years	GP-GS	MIN	AVE	FG	FG%	3FG	3FG%	FT	FT%	OFF	DEF	REB	AVG	PF	A	TO	BL	ST	PTS	AVG
1993-94	35			139-230	.604	0-1	.000	55-91	.604			232	6.6	81	18	49	63	24	333	9.5
1994-95	34			238-364	.654	1-3	.333	89-141	.631			279	8.2	95	35	52	93	17	566	16.6
<b>Totals</b>	<b>69</b>	<b>1762</b>	<b>25.5</b>	<b>377-594</b>	<b>.635</b>	<b>1-4</b>	<b>.250</b>	<b>144-232</b>	<b>.621</b>	<b>188</b>	<b>323</b>	<b>511</b>	<b>7.4</b>	<b>176</b>	<b>53</b>	<b>101</b>	<b>156</b>	<b>41</b>	<b>899</b>	<b>13.0</b>

**WHITE, COBY (#2, Guard, Goldsboro, N.C.)**

First Tar Heel freshman to score 30 or more points three times • Set UNC freshman record with 82 3FGs • Set UNC record for most threes in consecutive games (12) • No. 7 pick in the first round of the 2019 NBA Draft (Chicago)

Years	GP-GS	MIN	AVE	FG	FG%	3FG	3FG%	FT	FT%	OFF	DEF	REB	AVG	PF	A	TO	BL	ST	PTS	AVG
2018-19	35-35	999	28.5	188-445	.422	82-232	.353	104-130	.800	12	112	124	3.5	68	143	93	11	38	562	16.1

**WILLIAMS, DONALD (#21, Guard, Garner, N.C.)**

Final Four MVP in 1993 • scored 25 points against Kansas and Michigan in Final Four • fourth-most 3FGs in UNC history • through 2019 is still the last player to score 25 points in both games in a Final Four

Years	GP-GS	MIN	AVE	FG	FG%	3FG	3FG%	FT	FT%	OFF	DEF	REB	AVG	PF	A	TO	BL	ST	PTS	AVG
1991-92	29			26-69	.377	9-31	.290	4-7	.571			19	0.7	12	18	17	1	4	65	2.2
1992-93	37			174-380	.458	83-199	.417	97-117	.829			71	1.9	52	46	39	2	38	528	14.3
1993-94	26			127-301	.422	42-124	.339	77-100	.770			62	2.4	29	56	37	2	27	373	14.3
1994-95	34			189-442	.428	87-218	.399	61-97	.629			100	2.9	37	82	39	3	24	526	15.5
<b>Totals</b>	<b>126</b>	<b>2901</b>	<b>23.0</b>	<b>516-1192</b>	<b>.433</b>	<b>221-572</b>	<b>.386</b>	<b>239-321</b>	<b>.745</b>	<b>62</b>	<b>190</b>	<b>252</b>	<b>2.0</b>	<b>130</b>	<b>202</b>	<b>132</b>	<b>8</b>	<b>93</b>	<b>1492</b>	<b>11.8</b>

**WILLIAMS, JAWAD (#21, Forward, Cleveland, Ohio)**

Starting power forward on 2005 NCAA champions

Years	GP-GS	MIN	AVE	FG	FG%	3FG	3FG%	FT	FT%	OFF	DEF	REB	AVG	PF	A	TO	BL	ST	PTS	AVG
2001-02	28			104-202	.515	21-55	.382	44-79	.557	47	71	118	4.2	39	34	44	16	17	273	9.8
2002-03	34			182-406	.448	45-136	.331	97-129	.752	54	137	191	5.6	72	67	60	37	35	506	14.9
2003-04	29-26	780	26.9	127-277	.458	18-59	.305	92-127	.724	76	82	158	5.4	51	40	45	13	13	364	12.6
2004-05	37-37	888	24.0	178-329	.541	40-105	.381	87-107	.813	54	94	148	4.0	63	51	54	20	25	483	13.1
<b>Totals</b>	<b>128</b>	<b>3456</b>	<b>27.0</b>	<b>591-1214</b>	<b>.487</b>	<b>124-355</b>	<b>.349</b>	<b>320-442</b>	<b>.724</b>	<b>231</b>	<b>384</b>	<b>615</b>	<b>4.8</b>	<b>225</b>	<b>192</b>	<b>203</b>	<b>86</b>	<b>90</b>	<b>1626</b>	<b>12.7</b>

**WILLIAMS, MARVIN (#24, Forward, Bremerton, Wash.)**

ACC Rookie of the Year in 2005 • scored game-winning basket in 2005 NCAA championship game

Years	GP-GS	MIN	AVE	FG	FG%	3FG	3FG%	FT	FT%	OFF	DEF	REB	AVG	PF	A	TO	BL	ST	PTS	AVG
2004-05	36-0	800	22.2	125-247	.506	19-44	.432	138-163	.847	65	171	236	6.6	92	26	56	17	39	407	11.3

**WILLIAMS, SCOTT (#42, Forward/Center, Hacienda Heights, Calif.)**

One of four Tar Heels with 1,000 points, 750 rebounds and 150 blocks

Years	GP-GS	MIN	AVE	FG	FG%	3FG	3FG%	FT	FT%	OFF	DEF	REB	AVG	PF	A	TO	BL	ST	PTS	AVG
1986-87	36			78-157	.497	0-1	.000	43-77	.558			150	4.2	94	31	49	27	29	199	5.5
1987-88	34			162-283	.572	3-7	.429	107-159	.673			217	6.4	122	42	80	43	45	434	12.8
1988-89	35			165-297	.556	0-2	.000	68-104	.654			254	7.3	113	26	65	50	30	398	11.4
1989-90	33			190-343	.554	1-7	.143	96-156	.615			240	7.3	114	25	72	41	36	477	14.5
<b>Totals</b>	<b>138</b>	<b>3055</b>		<b>595-1080</b>	<b>.551</b>	<b>4-17</b>	<b>.235</b>	<b>314-496</b>	<b>.633</b>			<b>861</b>	<b>6.2</b>	<b>443</b>	<b>124</b>	<b>266</b>	<b>161</b>	<b>140</b>	<b>1508</b>	<b>10.9</b>

**WILLIAMS, SHAMMOND (#3, Guard, Greenville, S.C.)**

Set UNC career record for three-pointers (now second) • ACC Tournament and NCAA East Regional MVP in 1997

Years	GP-GS	MIN	AVE	FG	FG%	3FG	3FG%	FT	FT%	OFF	DEF	REB	AVG	PF	A	TO	BL	ST	PTS	AVG
1994-95	29			12-31	.387	6-20	.300	18-21	.857	2	10	12	0.4	9	20	22	0	7	48	1.7
1995-96	32			84-186	.452	46-116	.397	53-69	.768	9	73	82	2.6	44	65	57	0	15	267	8.3
1996-97	35			155-367	.422	95-227	.419	87-107	.813	24	91	115	3.3	66	153	94	0	31	492	14.1
1997-98	38			209-428	.488	86-215	.400	133-146	.911	20	103	123	3.2	45	161	98	2	39	637	16.8
<b>Totals</b>	<b>134</b>	<b>3160</b>	<b>23.6</b>	<b>460-1012</b>	<b>.455</b>	<b>233-578</b>	<b>.403</b>	<b>291-343</b>	<b>.848</b>	<b>55</b>	<b>277</b>	<b>332</b>	<b>2.5</b>	<b>164</b>	<b>399</b>	<b>271</b>	<b>2</b>	<b>92</b>	<b>1444</b>	<b>10.8</b>

**WOLF, JOE (#24, Forward, Kohler, Wis.)**

First-team All-ACC in 1987, leading UNC to No. 1 ranking and unbeaten ACC record

Years	GP-GS	MIN	AVE	FG	FG%	3FG	3FG%	FT	FT%	OFF	DEF	REB	AVG	PF	A	TO	BL	ST	PTS	AVG
1983-84	30			38-79	.481			25-33	.758			85	2.8	32	14	20	3	5	101	3.4
1984-85	30			112-198	.566			50-64	.781			158	5.3	79	58	59	14	17	274	9.1
1985-86	34			149-280	.532			42-59	.712			224	6.6	83	72	71	11	17	340	9.2
1986-87	34			212-371	.571	23-40	.575	69-87	.793			240	7.1	85	99	57	11	45	516	15.2
<b>Totals</b>	<b>128</b>	<b>3185</b>	<b>24.9</b>	<b>511-928</b>	<b>.551</b>	<b>23-40</b>	<b>.575</b>	<b>186-243</b>	<b>.765</b>			<b>707</b>	<b>5.5</b>	<b>279</b>	<b>243</b>	<b>207</b>	<b>39</b>	<b>84</b>	<b>1231</b>	<b>9.6</b>

**WOOD, AL (#30, Forward, Gray, Ga.)**

One of six 2,000-point scorers in UNC history • holds UNC Final Four scoring record (39 points in 1981 semifinal vs. Virginia)

Years	GP-GS	MIN	AVE	FG	FG%	3FG	3FG%	FT	FT%	OFF	DEF	REB	AVG	PF	A	TO	BL	ST	PTS	AVG
1977-78	31			125-207	.604			31-43	.721			121	3.9	73	38		16	24	281	9.1
1978-79	29			210-367	.572			95-125	.760			119	4.1	78	33		23	28	515	17.8
1979-80	29			216-378	.571			118-154	.766			151	5.2	78	51		12	27	550	19.0
1980-81	37			274-522	.525			121-156	.776			233	6.3	99	49		13	47	669	18.1
<b>Totals</b>	<b>126</b>	<b>2188</b>	<b>17.4</b>	<b>825-1474</b>	<b>.560</b>			<b>365-478</b>	<b>.764</b>			<b>624</b>	<b>5.0</b>	<b>328</b>	<b>171</b>	<b>118</b>	<b>64</b>	<b>126</b>	<b>2015</b>	<b>16.0</b>

**WORTHY, JAMES (#52, Forward, Gastonia, N.C.)**

1982 Helms National Player of the Year, Final Four, NCAA East Regional and ACC Tournament MVP • scored 28 points against Georgetown in national championship game • One of six players (all Hall of Famers) to win NBA Finals MVP and Final Four Most Outstanding Player honors (with Wilt Chamberlain, Magic Johnson, Hakeem Olajuwon, Isiah Thomas and Bill Walton)

Years	GP-GS	MIN	AVE	FG	FG%	3FG	3FG%	FT	FT%	OFF	DEF	REB	AVG	PF	A	TO	BL	ST	PTS	AVG
1979-80	14			74-126	.587			27-45	.600			104	7.4	37	26		22	17	175	12.5
1980-81	36			208-416	.500			96-150	.640			301	8.4	99	100		35	48	512	14.2
1981-82	34			203-354	.573			126-187	.674			215	6.3	75	82	94	37	52	532	15.6
<b>Totals</b>	<b>84</b>	<b>2788</b>	<b>33.2</b>	<b>485-896</b>	<b>.541</b>			<b>249-382</b>	<b>.652</b>			<b>620</b>	<b>7.4</b>	<b>211</b>	<b>208</b>	<b>252</b>	<b>94</b>	<b>117</b>	<b>1219</b>	<b>14.5</b>

**WRIGHT, BRANDAN (#34, Forward, Brentwood, Tenn.)**

2007 ACC Rookie of the Year, ACC Tournament MVP and Freshman All-America

Years	GP-GS	MIN	AVE	FG	FG%	3FG	3FG%	FT	FT%	OFF	DEF	REB	AVG	PF	A	TO	BL	ST	PTS	AVG
2006-07	37-37	1013	27.4	228-353	.646	0-0	—	89-157	.567	77	152	229	6.2	55	37	59	65	36	545	14.7

**WUYCIK, DENNIS (#44, Forward, Ambridge, Pa.)**

Two-time first-team All-ACC selection and All-America in 1972 leading UNC to ACC title and Final Four

Years	GP-GS	MIN	AVE	FG	FG%	3FG	3FG%	FT	FT%	OFF	DEF	REB	AVG	PF	A	TO	BL	ST	PTS	AVG
1969-70	27			148-270	.548			81-108	.750			203	7.5	83	39				377	14.0
1970-71	29			182-300	.607			169-197	.858			177	6.1	90	80				533	18.4
1971-72	31			189-310	.610			181-212	.854			176	5.7	93	74				559	18.0
<b>Totals</b>	<b>87</b>			<b>519-880</b>	<b>.590</b>			<b>431-517</b>	<b>.834</b>			<b>556</b>	<b>6.4</b>	<b>266</b>	<b>193</b>				<b>1469</b>	<b>16.9</b>

**ZELLER, TYLER (#44, Forward, Washington, Ind.)**

2012 ACC Player of the Year, Wooden All-America first team, consensus second-team All-America • 2012 Academic All-America of the Year • two-time Academic All-America and two-time ACC scholar-athlete of the year

Years	GP-GS	MIN	AVE	FG	FG%	3FG	3FG%	FT	FT%	OFF	DEF	REB	AVG	PF	A	TO	BL	ST	PTS	AVG
2008-09	15-2	117	7.8	17-36	.472	0-0	—	13-17	.765	11	19	30	2.0	20	3	8	3	3	47	3.1
2009-10	27-0	469	17.4	100-192	.521	0-2	.000	52-72	.722	52	73	125	4.6	49	7	34	24	14	252	9.3
2010-11	37-36	1041	28.1	210-384	.547	0-0	—	161-211	.763	107	161	268	7.2	100	23	50	45	27	581	15.7
2011-12	38-38	1070	28.2	220-398	.553	0-0	—	181-224	.808	146	219	365	9.6	102	36	73	58	34	621	16.3
<b>Totals</b>	<b>117-76</b>	<b>2697</b>	<b>23.1</b>	<b>547-1010</b>	<b>.542</b>	<b>0-2</b>	<b>.000</b>	<b>407-524</b>	<b>.777</b>	<b>316</b>	<b>472</b>	<b>788</b>	<b>6.7</b>	<b>271</b>	<b>69</b>	<b>165</b>	<b>130</b>	<b>78</b>	<b>1501</b>	<b>12.8</b>





# HONORS & AWARDS

## NAISMITH MEMORIAL BASKETBALL HALL OF FAME (11)

**Ben Carnevale:** Coach, 1970  
**Frank McGuire:** Coach, 1977  
**Dean Smith:** Coach, 1983  
**Billy Cunningham:** Player, 1986  
**Bob McAdoo:** Player, 2000  
**Larry Brown:** Coach, 2002  
**James Worthy:** Player, 2003  
**Roy Williams:** Coach, 2007  
**Michael Jordan:** Player, 2009  
**Charlie Scott:** Player, 2018  
**Bobby Jones:** Player, 2019

## NABC COLLEGIATE BASKETBALL HALL OF FAME (11)

**Ben Carnevale:** Coach, 1970  
**Frank McGuire:** Coach, 1977  
**Dean Smith:** Coach, 1983  
**Billy Cunningham:** Player, 1986  
**Bob McAdoo:** Player, 2000  
**Larry Brown:** Coach, 2002  
**James Worthy:** Player, 2003  
**Roy Williams:** Coach, 2007  
**Phil Ford:** Player, 2012  
**Charlie Scott:** Player, 2015  
**Sam Perkins:** Player, 2018

## NORTH CAROLINA SPORTS HALL OF FAME (17)

**Jack Cobb:** 1968  
**Bones McKinney:** 1970  
**Monk McDonald:** 1976  
**Dean Smith:** 1981  
**Bobby Jones:** 1989  
**Phil Ford:** 1991  
**Bob McAdoo:** 1993  
**Lee Shaffer:** 1993  
**Walter Davis:** 1996  
**James Worthy:** 1997  
**Brad Daugherty:** 2001  
**Pete Brennan:** 2007  
**Roy Williams:** 2008  
**Michael Jordan:** 2010  
**Lennie Rosenbluth:** 2012  
**Bill Guthridge:** 2013  
**Antawn Jamison:** 2016  
**Julius Peppers:** 2020 (*will be inducted in 2021*)

## CONSENSUS NATIONAL PLAYERS OF THE YEAR (4)

**Phil Ford:** 1978 (co-consensus with Butch Lee, Marquette)  
**Michael Jordan:** 1984  
**Antawn Jamison:** 1998  
**Tyler Hansbrough:** 2008

## NATIONAL PLAYERS OF THE YEAR (list by player)

**Jack Cobb:** 1926 (Helms Foundation)  
**George Glamack:** 1940 (Helms Foundation), 1941 (Helms Foundation)  
**Lennie Rosenbluth:** 1957 (Helms Foundation)  
**Phil Ford:** 1978 (USBWA, NABC, The Sporting News, John Wooden Award)  
**James Worthy:** 1982 (Helms Foundation)  
**Michael Jordan:** 1983 (The Sporting News), 1984 (The Sporting News, Associated Press, United Press International, USBWA, NABC, Basketball Weekly, John Wooden Award, Naismith Award, Rupp Trophy)  
**Kenny Smith:** 1987 (Basketball Times)  
**Jerry Stackhouse:** 1995 (Sports Illustrated)  
**Antawn Jamison:** 1998 (Associated Press, John Wooden Award, Naismith Award, NABC, USBWA, The Sporting News, CBS/Chevrolet, Basketball America, Basketball Times, Basketball News, Rupp Trophy)  
**Sean May:** 2005 (Sports Illustrated)  
**Tyler Hansbrough:** 2008 (Associated Press, USBWA, NABC, John Wooden Award, Naismith Award, Sports Illustrated, The Sporting News, ESPN.com, Rupp Trophy, CBS/Chevrolet, Basketball Times)  
**Brice Johnson:** 2016 (KenPom.com)



**JUSTIN JACKSON** earned consensus first-team All-America honors, was the ACC Player of the Year and was selected to the NCAA South Regional and Final Four All-Tournament teams in 2017. He led UNC to ACC regular-season and NCAA championships.

**smith Award, Rupp Trophy)**  
**Kenny Smith:** 1987 (Basketball Times)  
**Jerry Stackhouse:** 1995 (Sports Illustrated)  
**Antawn Jamison:** 1998 (Associated Press, John Wooden Award, Naismith Award, NABC, USBWA, The Sporting News, CBS/Chevrolet, Basketball America, Basketball Times, Basketball News, Rupp Trophy)  
**Sean May:** 2005 (Sports Illustrated)  
**Tyler Hansbrough:** 2008 (Associated Press, USBWA, NABC, John Wooden Award, Naismith Award, Sports Illustrated, The Sporting News, ESPN.com, Rupp Trophy, CBS/Chevrolet, Basketball Times)  
**Brice Johnson:** 2016 (KenPom.com)

## (list by award)

**Associated Press:** Jordan (1984), Jamison (1998), Hansbrough (2008)  
**Wooden:** Ford (1978), Jordan (1984), Jamison (1998), Hansbrough (2008)  
**Naismith:** Jordan (1984), Jamison (1998), Hansbrough (2008)  
**NABC:** Ford (1978), Jordan (1984), Jamison (1998), Hansbrough (2008)  
**USBWA:** Ford (1978), Jordan (1984), Jamison (1998), Hansbrough (2008)  
**Helms Foundation:** Cobb (1926), Glamack (1940, 1941), Rosenbluth (1957), Worthy (1982)  
**Rupp Trophy:** Jordan (1984), Jamison (1998), Hansbrough (2008)  
**The Sporting News:** Ford (1978), Jordan (1983, 1984), Jamison (1998), Hansbrough (2008)  
**Sports Illustrated:** Stackhouse (1995), May (2005), Hansbrough (2008)  
**Basketball Times:** Smith (1987), Jamison (1998), Hansbrough (2008)  
**ESPN.com:** Hansbrough (2008)  
**KenPom.com:** Johnson (2016)

**CBS/Chevrolet:** Jamison (1998), Hansbrough (2008)  
**UPI:** Jordan (1984)  
**Basketball Weekly:** Jordan (1984)  
**Basketball America:** Jamison (1998)  
**Basketball News:** Jamison (1998)

*Eleven players have won national player of the year honors a total of 13 times. Brice Johnson was KenPom's overall statistical player of the year in 2016.*

## CONSENSUS FIRST-TEAM ALL-AMERICAS (18 players, 27 awards)

**Cartwright Carmichael:** 1923, 1924  
**Jack Cobb:** 1924, 1925, 1926  
**George Glamack:** 1940, 1941  
**Lennie Rosenbluth:** 1957  
**Larry Miller:** 1968  
**Robert McAdoo:** 1972  
**Phil Ford:** 1977, 1978  
**James Worthy:** 1982  
**Michael Jordan:** 1983, 1984  
**Sam Perkins:** 1983, 1984  
**Kenny Smith:** 1987  
**J.R. Reid:** 1988  
**Jerry Stackhouse:** 1995  
**Antawn Jamison:** 1998  
**Joseph Forte:** 2001  
**Tyler Hansbrough:** 2007, 2008, 2009  
**Brice Johnson:** 2016  
**Justin Jackson:** 2017

**Most Consensus All-Americans by Players:** Kansas 23, Duke 21, Kentucky 21, UNC 18, Wisconsin 18; **Most Consensus All-Americans by Awards:** Kansas 30, UNC 27, Kentucky 26, Purdue 26, Duke 24, Penn 24

## ALL-AMERICAS

(first-team selections unless noted)

- **Cartwright Carmichael:** Helms 1923, 1924
- **Jack Cobb:** Helms 1924, 1925, 1926
- **George Glamack:** Helms 1940, 1941; NEA 1940; Converse 1940 (2nd), 1941 (2nd)
- **Jim Jordan:** Helms, 1945 (2nd), 1946
- **John "Hook" Dillon:** Sporting News 1946; Maxwell 1946; Converse 1946 (2nd); Helms 1946 (3rd); NABC 1947 (3rd)
- **Lennie Rosenbluth:** Helms 1955 (3rd), 1956, 1957; Associated Press 1956 (2nd), 1957; Colliers 1956 (3rd), 1957; Converse 1956 (2nd), 1957; International News 1956 (2nd), 1957; NABC 1956 (2nd), 1957; NEA 1956 (3rd), 1957; UPI 1956 (2nd), 1957; USBWA/Look 1957
- Tommy Kearns:** Converse 1957 (2nd); Sporting News 1958 (2nd); Associated Press 1958 (3rd)
- **Pete Brennan:** Sporting News 1958; USBWA/Look 1958; Converse 1958; Associated Press 1958 (2nd); Helms 1958 (2nd); International News 1958 (2nd); NABC 1958 (3rd); UPI 1958 (3rd)
- York Larese:** Associated Press 1959 (3rd), 1961 (3rd); NABC 1960 (3rd), 1961 (2nd); Converse 1961 (2nd); Helms 1961 (2nd); Sporting News 1961 (2nd); NEA 1961 (3rd); UPI 1961 (3rd)
- **Doug Moe:** Sporting News 1959 (2nd); USBWA/Look 1961; Sporting News 1961 (2nd); NABC 1961 (3rd); NEA 1961 (3rd)
- **Lee Shaffer:** American Weekly 1959 (3rd); NABC 1959 (3rd); USBWA/Look 1960; Converse 1960 (2nd); Helms 1960 (2nd); NEA 1960 (2nd); Sporting News 1960 (2nd); Associated Press 1960 (3rd); UPI 1960 (3rd)
- **Billy Cunningham:** USBWA 1964; Converse 1964 (2nd), 1965; Helms 1965; NABC 1965 (2nd); Sporting News 1965 (2nd); UPI 1965 (2nd); Associated Press 1965 (3rd)
- **Bobby Lewis:** Helms 1966, 1967; Associated Press 1966 (3rd); NABC 1966 (3rd), 1967 (3rd)
- **Larry Miller:** USBWA 1967, 1968; Converse 1967, 1968; Helms 1967, 1968; Associated Press 1967 (2nd), 1968; NABC 1967 (2nd), 1968; Sporting News 1968 (2nd); UPI 1967 (3rd), 1968 (2nd); Basketball News 1968; NEA 1968 (2nd)
- **Charlie Scott:** Converse 1968 (2nd), 1969, 1970; Basketball News 1968 (3rd), 1970; USBWA 1969, 1970; NABC, 1969, 1970; Helms, 1969, 1970; Basketball Weekly 1969, 1970; NBA Coaches 1970; NEA 1970; Associated Press 1969 (2nd), 1970 (2nd); Sporting News 1969 (2nd), 1970; UPI 1969 (2nd), 1970 (2nd)
- Bill Chamberlain:** NBA Coaches 1972 (2nd); NEA 1972 (2nd)
- **Robert McAdoo:** Converse 1972; Helms 1972; NBA Coaches 1972; NEA 1972; Sporting News 1972; USBWA 1972; Associated Press 1972 (2nd); UPI 1972 (2nd); NABC 1972 (3rd)
- **Dennis Wuycik:** Helms 1972; Basketball Weekly 1972; Converse 1972 (2nd), NABC 1972 (2nd)
- **Bobby Jones:** USBWA 1974; Helms 1974; Converse 1974; Associated Press 1974 (2nd); Basketball Weekly 1974 (2nd); NABC 1974 (2nd); NEA 1974 (2nd); UPI 1974 (2nd)

- **Mitch Kupchak:** Citizen Savings Helms Foundation 1975, 1976; USBWA 1976; Converse 1976; Associated Press 1976 (2nd); NABC 1976 (2nd); UPI 1976 (2nd); Basketball Weekly 1976 (3rd)
- **Phil Ford:** Converse 1975 (2nd), 1976, 1977, 1978; Basketball Weekly 1976, 1977, 1978; Citizen Savings Helms Foundation 1976, 1977, 1978; NABC 1976, 1977, 1978; Associated Press 1976 (2nd), 1977, 1978; UPI 1976 (2nd), 1977 (2nd), 1978; Sporting News 1976, 1977 (2nd), 1978; USBWA 1977, 1978; Wooden 1977, 1978
- Tommy LaGarde:** Converse 1977 (2nd); Sporting News 1977 (2nd)
- **Mike O'Koren:** Citizen Savings Helms Foundation 1978, 1979, 1980; Converse 1978, 1979, 1980; Basketball Weekly 1978 (2nd), 1979, 1980 (2nd); USBWA 1979, 1980; Sporting News 1979, 1980; NABC 1978 (3rd), 1979 (2nd), 1980 (2nd); UPI 1979 (2nd), 1980 (2nd)
- **Al Wood:** Converse 1980, 1981; USBWA 1981; Citizen Savings Helms Foundation 1981; Wooden 1981; Associated Press 1981 (2nd); Basketball Times 1981 (2nd); NABC 1981 (2nd)
- **James Worthy:** Converse 1981 (2nd), 1982; USBWA 1982; Basketball Times 1982; Basketball Weekly 1982; First Interstate Bank Helms Foundation 1982; NABC 1982; Naismith 1982; NBA Coaches 1982; NEA 1982; Sporting News 1982; UPI 1982; Wooden 1982; Associated Press 1982 (2nd)
- **Sam Perkins:** USBWA 1982, 1983, 1984; Converse 1982, 1983, 1984; First Interstate Bank Helms Foundation 1982, 1983, 1984; Basketball Times 1982 (3rd), 1983 (3rd), 1984; Basketball Weekly 1982 (2nd), 1983 (2nd), 1984; Naismith 1982 (2nd), 1983, 1984; Sporting News 1982 (2nd), 1983 (2nd), 1984; NABC 1982 (2nd), 1983 (2nd), 1984 (2nd); UPI 1982 (2nd), 1983, 1984; ABAUSA 1983, 1984; Associated Press 1983 (3rd), 1984; ESPN 1983, 1984; NBA Coaches 1984; Wooden 1983, 1984
- **Michael Jordan:** Associated Press 1983, 1984; ABAUSA 1983, 1984; Basketball Times 1983, 1984; Basketball Weekly 1983, 1984; Converse 1983, 1984; ESPN 1983, 1984; First Interstate Bank Helms Foundation 1983, 1984; NABC 1983, 1984; Naismith 1983, 1984; NBA Coaches 1983, 1984; NEA 1983, 1984; Sporting News 1983, 1984; UPI 1983, 1984; USBWA 1983, 1984; Wooden 1983, 1984
- **Brad Daugherty:** USBWA 1986; Wooden 1986; Basketball Weekly 1986; Associated Press 1986 (2nd); Basketball Times 1986 (2nd); NABC 1986 (2nd); Sporting News 1986 (2nd); UPI 1986 (2nd)
- **Kenny Smith:** NABC 1986 (4th), 1987; Associated Press 1987; Basketball Times 1987; Basketball Weekly 1987; Converse 1987; First Interstate Bank Helms Foundation 1987; Sporting News 1987; Naismith 1987; UPI 1987; USBWA 1987
- **J.R. Reid:** Associated Press 1988; Basketball Weekly 1988; USBWA 1988; Sporting News 1988 (2nd); UPI 1988 (2nd); Basketball Times 1988, 1989 (3rd); NABC 1988, 1989 (3rd);
- Rick Fox:** Sporting News 1991 (3rd)

- **Eric Montross:** Wooden 1993, 1994; Basketball Weekly 1993 (2nd), 1994; NABC 1993 (2nd), 1994; Associated Press 1993 (2nd), 1994 (2nd); Sporting News 1993 (2nd), 1994 (2nd); UPI 1993 (3rd); Basketball Times, 1993 (3rd), 1994 (3rd); Naismith 1994
- **Jerry Stackhouse:** Associated Press 1995; NABC 1995; UPI 1995; USBWA 1995; Wooden 1995; Basketball Times 1995 (2nd), Sporting News 1995 (2nd); Basketball Weekly 1995 (3rd)
- **Rasheed Wallace:** Basketball Times 1995; Sporting News 1995; Wooden 1995; Associated Press 1995 (2nd); NABC 1995 (2nd); UPI 1995 (2nd); USBWA 1995 (2nd); Basketball Weekly 1995 (3rd)
- **Antawn Jamison:** Wooden 1997, 1998; Associated Press 1997 (2nd), 1998; NABC 1997 (2nd), 1998; Sporting News 1997 (2nd), 1998; Basketball Weekly 1997 (2nd), 1998; Basketball Times 1997 (3rd), 1998; USBWA 1998; Basketball America 1998; Basketball News 1998
- **Vince Carter:** Wooden 1998; Associated Press 1998 (2nd); Basketball News, 1998 (2nd); Basketball Times 1998 (2nd); NABC 1998 (2nd); Sporting News 1998 (2nd); USBWA, 1998 (2nd); Basketball Weekly, 1998 (3rd)
- Shammond Williams:** Basketball News 1998 (3rd)
- Brendan Haywood:** Sporting News 2001 (2nd); NABC 2001 (3rd)
- **Joseph Forte:** Associated Press 2001; Basketball Times 2001; CBS Sportsline 2001; ESPN 2001, NABC 2001; Sporting News 2001; USBWA 2001; Wooden 2001
- **Sean May:** ESPN 2004 (3rd); ESPN 2005; Rupp 2005; Wooden 2005; Associated Press 2005 (2nd); Basketball Times 2005 (2nd); Sporting News 2005 (2nd); Sports Illustrated 2005 (2nd); USBWA 2005 (2nd)
- Rashad McCants:** Basketball Times 2004 (2nd); CBS 2004 (2nd); Sports Illustrated 2004 (2nd); Associated Press 2004 (3rd); Sporting News 2004 (3rd); NABC 2005 (3rd)
- Raymond Felton:** Associated Press 2005 (3rd)
- **Tyler Hansbrough:** Sporting News 2006, 2007, 2008, 2009; Associated Press 2006 (3rd), 2007 (2nd), 2008, 2009; Basketball Times 2006 (3rd), 2007 (2nd), 2008, 2009 (2nd); NABC 2006 (3rd), 2007, 2008, 2009; Rupp 2006, 2007, 2008, 2009; Sports Illustrated 2007 (2nd), 2008, 2009; USBWA 2007, 2008, 2009; Wooden 2007, 2008, 2009; Fox 2008, 2009 (2nd)
- **Ty Lawson:** Basketball Times 2009; CBS Sportsline 2009; Sports Illustrated 2009; Wooden 2009; Associated Press 2009 (2nd); NABC 2009 (2nd); Rupp 2009 (2nd); Sporting News 2009 (2nd); Fox 2009 (3rd)
- **Tyler Zeller:** Sporting News 2011 (2nd), 2012 (2nd); Wooden 2012; Associated Press 2012 (2nd); Basketball Times 2012 (2nd); NABC 2012 (2nd); USBWA 2012 (2nd); CBSSports.com 2012 (3rd)
- Harrison Barnes:** NABC 2012 (2nd); Sporting News 2012 (3rd)
- **Kendall Marshall:** CBSSports.com 2012; Associated Press 2012 (3rd)
- Marcus Paige:** Sporting News 2014 (2nd); Basketball Times 2014 (3rd)



**ALL-AMERICAS, continued**  
**(first-team selections unless noted)**

- **Brice Johnson:** Associated Press 2016; Basketball Times 2016; NABC 2016; Scout.com 2016; Sports Illustrated 2016; USA Today 2016; USBWA 2016; Wooden 2016; Sporting News 2016 (3rd)
- **Justin Jackson:** Associated Press 2017; NABC 2017; Sporting News 2017; Wooden 2017; Basketball Times 2017 (2nd); Sports Illustrated 2017 (2nd); USA Today 2017 (2nd); USBWA 2017 (2nd)
- Joel Berry II:** NABC 2018 (3rd)
- Luke Maye:** Basketball Times 2018 (2nd); Associated Press 2018 (3rd); NBC Sports 2018 (3rd); Sporting News 2018 (3rd); USA Today 2018 (3rd)
- Cameron Johnson:** NBC Sports 2019 (2nd); Basketball Times 2019 (3rd)
- Coby White:** NBC Sports 2019 (3rd)

• number of seasons named first-team All-America

39 Tar Heels have earned first-team All-America honors a total of 63 times. Nine others have won second-team honors and six made third-team.

**FIRST-TEAM ALL-AMERICA SELECTIONS BY YEAR**

- 1923:** Cartwright Carmichael\* (H)  
**1924:** Cartwright Carmichael\* (H), Jack Cobb\* (H)  
**1925:** Jack Cobb\* (H)  
**1926:** Jack Cobb\* (H)  
**1940:** George Glamack\* (H, NEA)  
**1941:** George Glamack\*  
**1946:** John "Hook" Dillon (M, TSN), Jim Jordan (H)  
**1956:** Lennie Rosenbluth (H)  
**1957:** Lennie Rosenbluth\* (AP, CO, CV, H, INS, NEA, UPI, USBWA/Look)  
**1958:** Pete Brennan (AP, CV, TSN, USBWA/Look)  
**1960:** Lee Shaffer (USBWA/Look)  
**1961:** Doug Moe (USBWA)  
**1964:** Billy Cunningham (USBWA)  
**1965:** Billy Cunningham (CV, H, USBWA)  
**1966:** Bobby Lewis (H)  
**1967:** Bobby Lewis (H), Larry Miller (CV, H, USBWA)  
**1968:** Larry Miller\* (AP, BBN, Coaches, CV, H, USBWA, UPI)  
**1969:** Charlie Scott (BBW, Coaches, CV, H, USBWA)  
**1970:** Charlie Scott (BBW, Coaches, CV, H, NBA, NEA, TSN, USBWA)  
**1972:** Robert McAdoo\* (H, NBA, NEA, TSN, USBWA), Dennis Wuycik (H, BW)  
**1974:** Bobby Jones (CV, USBWA)  
**1975:** Mitch Kupchak (H)  
**1976:** Phil Ford (BBW, Coaches, CV, H, TSN), Mitch Kupchak (H, Coaches, USBWA)  
**1977:** Phil Ford\* (AP, BBW, Coaches, CV, H, USBWA, W)  
**1978:** Phil Ford\* (AP, BBW, Coaches, CV, H, NEA, TSN, USBWA, UPI, W), Mike O'Koren (CV, H)  
**1979:** Mike O'Koren (BBW, CV, H, TSN, USBWA)  
**1980:** Mike O'Koren (CV, H, TSN, USBWA), Al Wood (CV)  
**1981:** Al Wood (CV, H, USBWA, W)  
**1982:** Sam Perkins (CV, H, USBWA), James Worthy\* (BBW, BT, CV, H, N, NABC, NBA, NEA, TSN, UPI, USBWA, W)  
**1983:** Michael Jordan\* (ABAUSA, AP, BBT, BBW, CV, ESPN, H, N, NABC, NBA, NEA, TSN, USBWA, UPI, W), Sam Perkins\* (ABAUSA, CV, ESPN, H, N, UPI, USBWA, W)

- 1984:** Michael Jordan\* (ABAUSA, AP, BBT, BBW, CV, ESPN, H, N, NABC, NBA, NEA, TSN, USBWA, UPI, W), Sam Perkins\* (ABAUSA, AP, BBT, BBW, CV, ESPN, H, N, NBA, NEA, TSN, UPI, USBWA, W)  
**1986:** Brad Daugherty (BBW, USBWA, W)  
**1987:** Kenny Smith\* (AP, BBT, BBW, CV, H, NABC, TSN, UPI, USBWA, W)  
**1988:** J.R. Reid\* (AP, BBT, BBW, NABC, USBWA)  
**1993:** Eric Montross (N, W)  
**1994:** Eric Montross (BBT, NABC, W)  
**1995:** Jerry Stackhouse\* (AP, NABC, UPI, USBWA, W), Rasheed Wallace (BBT, TSN, W)  
**1997:** Antawn Jamison (W)  
**1998:** Vince Carter (W), Antawn Jamison\* (AP, BBA, BBN, BBT, BBW, NABC, TSN, USBWA, W)  
**2001:** Joseph Forte\* (AP, BBT, CBS, ESPN, NABC, TSN, USBWA, W)  
**2005:** Sean May (ESPN, R, W)  
**2006:** Tyler Hansbrough (R, TSN)  
**2007:** Tyler Hansbrough\* (R, NABC, TSN, USBWA, W)  
**2008:** Tyler Hansbrough\* (AP, BBT, F, R, NABC, SI, TSN, USBWA, W)  
**2009:** Tyler Hansbrough\* (AP, R, NABC, SI, TSN, USBWA, W), Ty Lawson (BBT, CBS, SI, W)  
**2012:** Kendall Marshall (CBS), Tyler Zeller (W)  
**2016:** Brice Johnson\* (AP, BBT, NABC, USBWA, W, SI, USA, Scout)  
**2017:** Justin Jackson\* (AP, NABC, Sporting News, Wooden)

\* consensus first-team All-Americans

**Key to All-America Teams:** AP— Associated Press; BBA— Basketball America; BBN— Basketball News; BBT— Basketball Times; BBW— Basketball Weekly; CO— Colliers; CV— Converse; F— Fox; H— Helms; INS— International News Service; M— Maxwell; N— Naismith; NABC— National Association of Basketball Coaches; NEA— Newspaper Enterprises; NBA— NBA Coaches; R— Rupp; SI— Sports Illustrated; TSN— The Sporting News; UPI— United Press International; USA— USA Today; USBWA— U.S. Basketball Writers Association; W— John Wooden

**MULTI-YEAR**

**FIRST-TEAM ALL-AMERICA SELECTIONS**

**FOUR TIMES (one player)**

**Tyler Hansbrough:** 2006, 2007, 2008, 2009

**THREE OR MORE TIMES (five players)**

**Jack Cobb:** 1924, 1925, 1926  
**Phil Ford:** 1976, 1977, 1978  
**Mike O'Koren:** 1978, 1979, 1980  
**Sam Perkins:** 1982, 1983, 1984

**TWO OR MORE TIMES (18 players)**

**Cartwright Carmichael:** 1923, 1924  
**George Glamack:** 1940, 1941  
**Lennie Rosenbluth:** 1956, 1957  
**Billy Cunningham:** 1964, 1965  
**Bobby Lewis:** 1966, 1967  
**Larry Miller:** 1967, 1968  
**Charlie Scott:** 1969, 1970  
**Mitch Kupchak:** 1975, 1976  
**Al Wood:** 1980, 1981  
**James Worthy:** 1981, 1982  
**Michael Jordan:** 1983, 1984  
**Eric Montross:** 1993, 1994  
**Antawn Jamison:** 1997, 1998

*Hansbrough is the only four-time first-team All-America in ACC history.*

*Hansbrough, Cobb, Ford, O'Koren and Perkins are among the seven players in ACC history to earn first-team All-America honors at least three times (with NC State's David Thompson and Virginia's Ralph Sampson).*

**WAYMAN TISDALE AWARD**  
**National Freshman of the Year (USBWA)**

**Marvin Williams:** 2005

**Tyler Hansbrough:** 2006

**FRESHMAN ALL-AMERICAS (16)**

**Phil Ford:** Basketball Weekly, 1975  
**Michael Jordan:** Basketball Weekly, 1982; NBC, 1982  
**Brad Daugherty:** Basketball Weekly, 1983 (2nd)  
**J.R. Reid:** Basketball Times, 1987; Basketball Weekly, 1987  
**Jerry Stackhouse:** Basketball Weekly, 1994; Basketball Times, 1994  
**Rasheed Wallace:** Basketball Weekly, 1994 (4th)  
**Antawn Jamison:** Basketball Weekly, 1996 (2nd); Basketball Times, 1996 (2nd)  
**Ed Cota:** Basketball Weekly, 1997; Basketball Times, 1997 (2nd)  
**Kris Lang:** College Hoops Insider, 1999  
**Joseph Forte:** The Sporting News, 2000; Basketball Times, 2000 (2nd)  
**Marvin Williams:** Basketball Times, 2005; The Sporting News, 2005  
**Tyler Hansbrough:** The Sporting News, 2006; Basketball Times, 2006  
**Brandon Wright:** The Sporting News, 2007; Basketball Times, 2007  
**Harrison Barnes:** USBWA, 2011; FoxSports.com, 2011  
**Kendall Marshall:** The Sporting News, 2011; USBWA, 2011 (2nd)  
**Marcus Paige:** Kyle Macy, 2013  
**Coby White:** Kyle Macy, 2019  
**Cole Anthony:** Kyle Macy, Basketball Times (2nd), 2020

**ACC 50TH ANNIVERSARY TEAM**

**Lennie Rosenbluth:** 1955-57  
**Billy Cunningham:** 1963-65  
**Larry Miller:** 1966-68  
**Charlie Scott:** 1968-70  
**Bobby Jones:** 1972-74  
**Walter Davis:** 1974-77  
**Phil Ford:** 1974-78  
**James Worthy:** 1980-82  
**Sam Perkins:** 1981-84  
**Michael Jordan:** 1982-84  
**Brad Daugherty:** 1983-86  
**Antawn Jamison:** 1996-98

*Carolina had 12 players on the ACC's 50th Anniversary Team selected in 2003, more than any other school. Michael Jordan was selected the No. 1 Male Athlete in ACC history.*



**ACC PLAYERS OF THE YEAR**  
(14 players, 15 awards)

**Lennie Rosenbluth:** 1957  
**Pete Brennan:** 1958  
**Lee Shaffer:** 1960  
**Billy Cunningham:** 1965  
**Larry Miller:** 1967, 1968  
**Mitch Kupchak:** 1976  
**Phil Ford:** 1978  
**Michael Jordan:** 1984  
**Antawn Jamison:** 1998  
**Joseph Forte:** 2001 (co-winner)  
**Tyler Hansbrough:** 2008  
**Ty Lawson:** 2009  
**Tyler Zeller:** 2012  
**Justin Jackson:** 2017

**ACC COACHES OF THE YEAR**  
(4 coaches, 12 awards)

**Frank McGuire:** 1957  
**Dean Smith:** 1967, 1968, 1971, 1976, 1977, 1979, 1988, 1993  
**Bill Guthridge:** 1998  
**Roy Williams:** 2006, 2011

**ACC ATHLETES OF THE YEAR**  
(9 players, 10 awards)

**Lennie Rosenbluth:** 1957  
**Larry Miller:** 1967  
**Charlie Scott:** 1970 (co-winner)  
**Phil Ford:** 1977, 1978  
**James Worthy:** 1982  
**Michael Jordan:** 1984  
**Antawn Jamison:** 1998  
**Sean May:** 2005  
**Tyler Hansbrough:** 2008

**ACC TOURNAMENT MVPs**  
(18 players, 19 awards)

**Lennie Rosenbluth:** 1957  
**Larry Miller:** 1967, 1968  
**Charlie Scott:** 1969  
**Lee Dedmon:** 1971 (co-Winner)  
**Robert McAdoo:** 1972  
**Phil Ford:** 1975  
**John Kuester:** 1977  
**Dudley Bradley:** 1979  
**Sam Perkins:** 1981  
**James Worthy:** 1982  
**J.R. Reid:** 1989  
**Rick Fox:** 1991  
**Jerry Stackhouse:** 1994  
**Shammond Williams:** 1997  
**Antawn Jamison:** 1998  
**Brandan Wright:** 2007  
**Tyler Hansbrough:** 2008  
**Joel Berry II:** 2016

*Larry Miller, Wake Forest's Len Chappell and Duke's J.J. Redick are the only players to win ACC Player of the Year and ACC Tournament MVP honors in the same season on two occasions.*

**ALL-ATLANTIC COAST**  
**CONFERENCE TEAMS**

**Jerry Vayda:** 1954 (2nd)  
**Lennie Rosenbluth:** 1955, 1956, 1957  
**Tommy Kearns:** 1957, 1958  
**Pete Brennan:** 1957 (2nd), 1958  
**Doug Moe:** 1959, 1961  
**Lee Shaffer:** 1959 (2nd), 1960  
**York Larese:** 1959, 1960, 1961  
**Larry Brown:** 1962 (2nd), 1963  
**Jim Hudock:** 1962 (2nd)

**Billy Cunningham:** 1963, 1964, 1965  
**Bobby Lewis:** 1965 (2nd), 1966, 1967  
**Larry Miller:** 1966 (2nd), 1967, 1968  
**Rusty Clark:** 1968 (2nd)  
**Charlie Scott:** 1968, 1969, 1970  
**Bill Bunting:** 1969  
**Dick Grubar:** 1969 (2nd)  
**Dennis Wuycik:** 1971, 1972  
**George Karl:** 1971 (2nd), 1972 (2nd), 1973  
**Robert McAdoo:** 1972  
**Bill Chamberlain:** 1972 (2nd)  
**Bobby Jones:** 1973 (2nd), 1974  
**Darrell Elston:** 1974 (2nd)  
**Mitch Kupchak:** 1975, 1976  
**Walter Davis:** 1976 (2nd), 1977  
**Phil Ford:** 1976, 1977, 1978  
**Tommy LaGarde:** 1977 (2nd)  
**Mike O'Koren:** 1978, 1979 (2nd), 1980  
**Al Wood:** 1979, 1980 (2nd), 1981  
**James Worthy:** 1981 (2nd), 1982  
**Sam Perkins:** 1982, 1983, 1984  
**Michael Jordan:** 1983, 1984  
**Brad Daugherty:** 1985, 1986  
**Kenny Smith:** 1985 (2nd), 1986 (2nd), 1987  
**Steve Hale:** 1986 (2nd)  
**Joe Wolf:** 1987  
**J.R. Reid:** 1987 (2nd), 1988  
**Jeff Lebo:** 1988 (2nd)  
**Steve Bucknall:** 1989 (2nd)  
**Kevin Madden:** 1989 (2nd)  
**Rick Fox:** 1990 (3rd), 1991  
**Pete Chilcutt:** 1991 (3rd)  
**Hubert Davis:** 1992 (2nd)  
**George Lynch:** 1992 (3rd), 1993  
**Eric Montross:** 1993, 1994 (2nd)  
**Derrick Phelps:** 1994 (2nd)  
**Rasheed Wallace:** 1995  
**Jerry Stackhouse:** 1995  
**Dante Calabria:** 1996 (3rd)  
**Jeff McInnis:** 1995 (3rd), 1996 (2nd)  
**Antawn Jamison:** 1996, 1997, 1998  
**Serge Zwikker:** 1997 (3rd)  
**Vince Carter:** 1997 (3rd), 1998  
**Shammond Williams:** 1997 (3rd), 1998 (2nd)  
**Ed Cota:** 1998 (2nd), 1999 (2nd), 2000 (2nd)  
**Ademola Okulaja:** 1999  
**Brendan Haywood:** 2000 (3rd), 2001 (2nd)  
**Joseph Forte:** 2000 (2nd), 2001  
**Jason Capel:** 2001 (3rd), 2002 (3rd)  
**Raymond Felton:** 2003 (3rd), 2004 (3rd), 2005  
**Sean May:** 2004 (2nd), 2005  
**Rashad McCants:** 2004, 2005 (3rd)  
**Jawad Williams:** 2005 (3rd)  
**David Noel:** 2006 (2nd)  
**Reyshawn Terry:** 2006 (3rd)  
**Tyler Hansbrough:** 2006, 2007, 2008, 2009  
**Brandan Wright:** 2007 (2nd)  
**Wayne Ellington:** 2008 (2nd)  
**Ty Lawson:** 2009  
**Danny Green:** 2009 (3rd)  
**Harrison Barnes:** 2011 (2nd), 2012  
**John Henson:** 2011 (2nd), 2012  
**Tyler Zeller:** 2011 (2nd), 2012  
**Kendall Marshall:** 2011 (3rd), 2012 (2nd)  
**Reggie Bullock:** 2013 (2nd media, 2nd coaches)  
**James Michael McAdoo:** 2013 (2nd media, 2nd coaches); 2014 (2nd media, 3rd coaches)  
**Marcus Paige:** 2014 (media, coaches), 2015 (2nd coaches, 3rd media)  
**Brice Johnson:** 2015 (3rd media, 3rd coaches), 2016 (media, coaches)  
**Justin Jackson:** 2017  
**Joel Berry II:** 2017 (2nd), 2018  
**Luke Maye:** 2018, 2019 (2nd)  
**Cameron Johnson:** 2019

**Coby White:** 2019 (2nd)  
**Garrison Brooks:** 2020 (2nd)  
**Cole Anthony:** 2020 (3rd)

*84 players have earned 151 first-, second- or third-team All-ACC honors; 51 players have earned 78 first-team honors.*

**MULTI-YEAR**  
**FIRST-TEAM ALL-ACC SELECTIONS**

**FOUR TIMES**

**Tyler Hansbrough:** 2006, 2007, 2008, 2009

**THREE TIMES**

**Lennie Rosenbluth:** 1955, 1956, 1957  
**York Larese:** 1959, 1960, 1961  
**Billy Cunningham:** 1963, 1964, 1965  
**Charlie Scott:** 1968, 1969, 1970  
**Phil Ford:** 1976, 1977, 1978  
**Sam Perkins:** 1982, 1983, 1984  
**Antawn Jamison:** 1996, 1997, 1998

**TWO TIMES**

**Tommy Kearns:** 1957, 1958  
**Doug Moe:** 1959, 1961  
**Bobby Lewis:** 1966, 1967  
**Larry Miller:** 1967, 1968  
**Dennis Wuycik:** 1971, 1972  
**Mitch Kupchak:** 1975, 1976  
**Mike O'Koren:** 1978, 1980  
**Al Wood:** 1979, 1981  
**Michael Jordan:** 1983, 1984  
**Brad Daugherty:** 1985, 1986

**ALL-ACC BY SEASON**

**1954:** 2nd– Jerry Vayda  
**1955:** 1st– Lennie Rosenbluth  
**1956:** 1st– Lennie Rosenbluth  
**1957:** 1st– Tommy Kearns, Lennie Rosenbluth; 2nd– Pete Brennan  
**1958:** 1st– Pete Brennan, Tommy Kearns  
**1959:** 1st– York Larese, Doug Moe; 2nd– Lee Shaffer  
**1960:** 1st– York Larese, Lee Shaffer  
**1961:** 1st– York Larese  
**1962:** 2nd– Larry Brown, Jim Hudock  
**1963:** 1st– Larry Brown, Billy Cunningham  
**1964:** 1st– Billy Cunningham  
**1965:** 1st– Billy Cunningham; 2nd– Bob Lewis  
**1966:** 1st– Bobby Lewis; 2nd– Larry Miller  
**1967:** 1st– Bobby Lewis, Larry Miller  
**1968:** 1st– Larry Miller, Charlie Scott; 2nd– Rusty Clark  
**1969:** 1st– Bill Bunting, Charlie Scott; 2nd– Dick Grubar  
**1970:** 1st– Charlie Scott  
**1971:** 1st– Dennis Wuycik; 2nd– George Karl  
**1972:** 1st– Robert McAdoo, Dennis Wuycik; 2nd– Bill Chamberlain, George Karl  
**1973:** 1st– George Karl; 2nd– Bobby Jones  
**1974:** 1st– Bobby Jones; 2nd– Darrell Elston  
**1975:** 1st– Mitch Kupchak  
**1976:** 1st– Phil Ford, Mitch Kupchak; 2nd– Walter Davis  
**1977:** 1st– Walter Davis, Phil Ford; 2nd– Tommy LaGarde  
**1978:** 1st– Phil Ford, Mike O'Koren  
**1979:** 1st– Al Wood; 2nd– Mike O'Koren  
**1980:** 1st– Mike O'Koren; 2nd– Al Wood  
**1981:** 1st– Al Wood; 2nd– James Worthy  
**1982:** 1st– Sam Perkins, James Worthy  
**1983:** 1st– Michael Jordam, Sam Perkins  
**1984:** 1st– Michael Jordan, Sam Perkins  
**1985:** 1st– Brad Daugherty; 2nd– Kenny Smith

**1986:** 1st– Brad Daugherty; 2nd– Steve Hale, Kenny Smith  
**1987:** 1st– Kenny Smith, Joe Wolf; 2nd– J.R. Reid  
**1988:** 1st– J.R. Reid; 2nd– Jeff Lebo  
**1989:** 2nd– Steve Bucknall, Kevin Madden  
**1990:** 3rd– Rick Fox  
**1991:** 1st– Rick Fox; 3rd– Pete Chilcutt  
**1992:** 2nd– Hubert Davis; 3rd– George Lynch  
**1993:** 1st– George Lynch, Eric Montross  
**1994:** 2nd– Eric Montross, Derrick Phelps  
**1995:** 1st– Jerry Stackhouse, Rasheed Wallace; 3rd– Jeff McInnis  
**1996:** 1st– Antawn Jamison; 2nd– Jeff McInnis; 3rd– Dante Calabria  
**1997:** 1st– Antawn Jamison; 3rd– Vince Carter, Shammond Williams, Serge Zwikker  
**1998:** 1st– Vince Carter, Antawn Jamison; 2nd– Ed Cota, Shammond Williams  
**1999:** 1st– Ademola Okulaja; 2nd– Ed Cota  
**2000:** 2nd– Ed Cota, Joseph Forte; 3rd– Brendan Haywood  
**2001:** 1st– Joseph Forte; 2nd– Brendan Haywood; 3rd– Jason Capel  
**2002:** 3rd– Jason Capel  
**2003:** 3rd– Raymond Felton  
**2004:** 1st– Rashad McCants; 2nd– Sean May; 3rd– Raymond Felton  
**2005:** 1st– Raymond Felton, Sean May; 3rd– Rashad McCants, Jawad Williams  
**2006:** 1st– Tyler Hansbrough; 2nd– David Noel; 3rd– Reyshawn Terry  
**2007:** 1st– Tyler Hansbrough; 2nd– Brandon Wright  
**2008:** 1st– Tyler Hansbrough; 2nd– Wayne Ellington  
**2009:** 1st– Tyler Hansbrough, Ty Lawson; 3rd– Danny Green  
**2011:** 2nd– Harrison Barnes, John Henson, Tyler Zeller; 3rd– Kendall Marshall  
**2012:** 1st– Harrison Barnes, John Henson, Tyler Zeller; 2nd– Kendall Marshall  
**2013:** 2nd– Reggie Bullock (media, coaches), James Michael McAdoo (media, coaches)  
**2014:** 1st– Marcus Paige (media, coaches); 2nd– James Michael McAdoo (media); 3rd– James Michael McAdoo (coaches)  
**2015:** 2nd– Marcus Paige (coaches); 3rd– Paige (media), Brice Johnson (coaches, media)  
**2016:** 1st– Brice Johnson (media, coaches)  
**2017:** 1st– Justin Jackson; 2nd– Joel Berry II  
**2018:** 1st– Joel Berry II, Luke Maye  
**2019:** 1st– Cameron Johnson; 2nd– Coby White, Luke Maye  
**2020:** 2nd– Garrison Brooks; 3rd– Cole Anthony

*Carolina placed three players on the first team in 2012 for the first time in school history and the second time in ACC history...Carolina has placed four players on the first two teams three times (in 1972, 1998 and 2012)...Carolina has placed multiple players on the first team 23 times.*

#### ALL-ACC TOURNAMENT TEAMS

**Skippy Winstead:** 1954  
**Lennie Rosenbluth:** 1956, 1957  
**Tommy Kearns:** 1957 (2nd), 1958  
**Joe Quigg:** 1957 (2nd)  
**Bob Cunningham:** 1957 (2nd)  
**Pete Brennan:** 1957, 1958  
**Ray Stanley:** 1958 (2nd)  
**Lee Shaffer:** 1959, 1960  
**Doug Moe:** 1959 (2nd)  
**York Larese:** 1959 (2nd), 1960  
**Larry Brown:** 1963 (2nd)

**Billy Cunningham:** 1963, 1964  
**Bobby Lewis:** 1966 (2nd), 1967  
**Larry Miller:** 1966 (2nd), 1967, 1968  
**Rusty Clark:** 1967 (2nd), 1968 (2nd)  
**Dick Grubar:** 1967 (2nd), 1968, 1969 (2nd)  
**Charlie Scott:** 1968, 1969, 1970 (2nd)  
**Bill Bunting:** 1969 (2nd)  
**Lee Dedmon:** 1971  
**George Karl:** 1971 (2nd), 1972  
**Robert McAdoo:** 1972  
**Steve Previs:** 1972 (2nd)  
**Dennis Wuycik:** 1972  
**Mitch Kupchak:** 1975, 1976  
**Walter Davis:** 1975 (2nd), 1976 (2nd), 1977 (2nd)  
**Phil Ford:** 1975, 1977, 1978 (2nd)  
**John Kuester:** 1977  
**Mike O'Koren:** 1977, 1979  
**Dudley Bradley:** 1979  
**Dave Colescott:** 1979  
**Al Wood:** 1979 (2nd), 1980, 1981 (2nd)  
**Jimmy Black:** 1981 (2nd)  
**James Worthy:** 1981, 1982  
**Sam Perkins:** 1981, 1982, 1983 (2nd)  
**Michael Jordan:** 1982, 1983 (2nd), 1984 (2nd)  
**Matt Doherty:** 1982 (2nd), 1983 (2nd), 1984  
**Brad Daugherty:** 1985  
**Kenny Smith:** 1985, 1987 (2nd)  
**Joe Wolf:** 1987  
**Jeff Lebo:** 1987, 1988 (2nd), 1989  
**J.R. Reid:** 1987 (2nd), 1988, 1989  
**Scott Williams:** 1988  
**Steve Bucknall:** 1989 (2nd)  
**Rick Fox:** 1989 (2nd), 1991  
**Hubert Davis:** 1991, 1992  
**Pete Chilcutt:** 1991 (2nd)  
**King Rice:** 1991 (2nd)  
**George Lynch:** 1992, 1993 (2nd)  
**Eric Montross:** 1993, 1994 (2nd)  
**Brian Reese:** 1993  
**Donald Williams:** 1993 (2nd), 1995 (2nd)  
**Derrick Phelps:** 1994  
**Jerry Stackhouse:** 1994, 1995  
**Rasheed Wallace:** 1994 (2nd), 1995  
**Dante Calabria:** 1995 (2nd)  
**Jeff McInnis:** 1995 (2nd)  
**Antawn Jamison:** 1997, 1998  
**Shammond Williams:** 1997, 1998  
**Ed Cota:** 1997 (2nd), 1998 (2nd), 1999 (2nd)  
**Serge Zwikker:** 1997 (2nd)  
**Vince Carter:** 1998 (2nd)  
**Ademola Okulaja:** 1998 (2nd), 1999  
**Kris Lang:** 1999 (2nd)  
**Max Owens:** 1999  
**Joseph Forte:** 2001  
**Brendan Haywood:** 2001 (2nd)  
**Jason Capel:** 2001 (2nd)  
**Raymond Felton:** 2003, 2005  
**Jawad Williams:** 2003 (2nd)  
**Reyshawn Terry:** 2006 (2nd)  
**Tyler Hansbrough:** 2006, 2008, 2009  
**Wayne Ellington:** 2007, 2008, 2009 (2nd)  
**Ty Lawson:** 2007  
**Brandon Wright:** 2007  
**Marcus Ginyard:** 2008  
**Harrison Barnes:** 2011, 2012 (2nd)  
**Tyler Zeller:** 2011, 2012  
**John Henson:** 2011 (2nd)  
**Kendall Marshall:** 2011 (2nd), 2012  
**Reggie Bullock:** 2013  
**P.J. Hairston:** 2013  
**Marcus Paige:** 2013 (2nd), 2015, 2016  
**Justin Jackson:** 2015 (2nd)  
**Brice Johnson:** 2015, 2016  
**Joel Berry II:** 2016, 2018 (2nd)



**HARRISON BARNES** is one of nine Tar Heels to win ACC Rookie of the Year honors. Barnes won the award in 2011. He tied UNC's freshman scoring record when he scored 40 points against Clemson.

**Isaiah Hicks:** 2017 (2nd)  
**Luke Maye:** 2018, 2019 (2nd)  
**Theo Pinson:** 2018  
**Cameron Johnson:** 2019  
**Coby White:** 2019 (2nd)

*Tyler Hansbrough is the only Tar Heel to be a first-team All-ACC Tournament selection three times*

#### ACC ROOKIES OF THE YEAR (9)

**Sam Perkins:** 1981  
**Michael Jordan:** 1982  
**J.R. Reid:** 1987  
**Ed Cota:** 1997  
**Joseph Forte:** 2000  
**Marvin Williams:** 2005  
**Tyler Hansbrough:** 2006  
**Brandon Wright:** 2007  
**Harrison Barnes:** 2011

#### ALL-ACC FRESHMAN TEAMS

**Dante Calabria:** 1993 (2nd)  
**Jerry Stackhouse:** 1994  
**Rasheed Wallace:** 1994  
**Jeff McInnis:** 1994 (Honorable Mention)  
**Antawn Jamison:** 1996  
**Ed Cota:** 1997  
**Kris Lang:** 1999  
**Joseph Forte:** 2000  
**Jawad Williams:** 2002  
**Raymond Felton:** 2003  
**Rashad McCants:** 2003  
**Marvin Williams:** 2005  
**Tyler Hansbrough:** 2006  
**Bobby Frasor:** 2006  
**Ty Lawson:** 2007  
**Brandon Wright:** 2007  
**Ed Davis:** 2009

Harrison Barnes: 2011  
 Kendall Marshall: 2011  
 Marcus Paige: 2013  
 Kennedy Meeks: 2014  
 Justin Jackson: 2015  
 Coby White: 2019  
 Cole Anthony: 2020

#### ACC DEFENSIVE PLAYER OF THE YEAR

John Henson: 2011, 2012

#### ACC MOST IMPROVED PLAYER

Marcus Paige: 2014 (media, coaches)  
 Luke Maye: 2018  
 Garrison Brooks: 2020

#### ACC SIXTH MAN OF THE YEAR

Isaiah Hicks: 2016 (media, coaches)

#### ALL-ACC DEFENSIVE TEAMS

Brendan Haywood: 2001  
 Jackie Manuel: 2004, 2005  
 Marcus Ginyard: 2008  
 Danny Green: 2009  
 John Henson: 2011, 2012  
 J.P. Tokoto: 2014 (media, coaches)  
 Brice Johnson: 2016 (coaches)

#### ACC PLAYERS OF THE WEEK – CAREER (first awarded in 1969-70)

Antawn Jamison: 12 (1 in 1996, 4 in 1997, 7 in 1998)  
 Tyler Hansbrough: 10 (1 in 2006, 8 in 2008, 1 in 2009)  
 Phil Ford: 6 (1 in 1976, 2 in 1977, 3 in 1978)  
 Luke Maye: 5 (3 in 2018, 2 in 2019)  
 Joel Berry II: 5 (1 in 2016, 4 in 2017)  
 Marcus Paige: 5 (4 in 2014, 1 in 2016)  
 Michael Jordan: 5 (3 in 1983, 2 in 1984)  
 Mike O'Koren: 5 (2 in 1978, 2 in 1979, 1 in 1980)  
 Brice Johnson: 4 (2016)  
 Joseph Forte: 4 (2001)  
 Sam Perkins: 4 (2 in 1983, 2 in 1984)  
 John Henson: 3 (2012)  
 Sean May: 3 (2 in 2004, 1 in 2005)  
 Hubert Davis: 3 (1992)  
 Brad Daugherty: 3 (1 in 1985, 2 in 1986)  
 Mitch Kupchak: 3 (1 in 1975, 2 in 1976)  
 Bobby Jones: 3 (1 in 1973, 2 in 1974)  
 Robert McAdoo: 3 (1972)  
 Justin Jackson: 2 (2017)  
 Ty Lawson: 2 (2009)  
 Wayne Ellington: 2 (2008)  
 Rashad McCants: 2 (1 in 2003, 1 in 2004)  
 Jason Capel: 2 (1 in 2000, 1 in 2001)  
 Brendan Haywood: 2 (1 in 2000, 1 in 2001)  
 Shammond Williams: 2 (1 in 1997, 1 in 1998)  
 Jeff McInnis: 2 (1 in 1995, 1 in 1996)  
 Rick Fox: 2 (1 in 1989, 1 in 1991)  
 Jeff Lebo: 2 (1 in 1987, 1 in 1988)  
 Kenny Smith: 2 (1987)  
 Joe Wolf: 2 (1 in 1986, 1 in 1987)  
 James Worthy: 2 (1982)  
 Dennis Wycik: 2 (1971)  
 Charlie Scott: 2 (1970)  
 Cole Anthony: 1 (2020)  
 Cameron Johnson: 1 (2019)  
 Coby White: 1 (2019)  
 James Michael McAdoo: 1 (2014)  
 Reggie Bullock: 1 (2013)  
 P.J. Hairston: 1 (2013)  
 Harrison Barnes: 1 (2012)  
 Tyler Zeller: 1 (2012)  
 Brandan Wright: 1 (2007)

Raymond Felton: 1 (2005)  
 Ed Cota: 1 (1999)  
 Serge Zwikker: 1 (1997)  
 Jerry Stackhouse: 1 (1994)  
 Derrick Phelps: 1 (1994)  
 George Lynch: 1 (1993)  
 Eric Montross: 1 (1993)  
 Steve Bucknall: 1 (1989)  
 King Rice: 1 (1989)  
 J.R. Reid: 1 (1988)  
 Steve Hale: 1 (1986)  
 Jimmy Black: 1 (1982)  
 Al Wood: 1 (1981)  
 Dave Colescott: 1 (1980)  
 Walter Davis: 1 (1977)  
 Tommy LaGarde: 1 (1977)  
 George Karl: 1 (1973)  
 Bill Chamberlain: 1 (1972)

#### ACC PLAYERS OF THE WEEK – SINGLE SEASON

Tyler Hansbrough: 8 in 2008  
 Antawn Jamison: 7 in 1998  
 Joel Berry II: 4 in 2017  
 Brice Johnson: 4 in 2016  
 Marcus Paige: 4 in 2014  
 Joseph Forte: 4 in 2001  
 Antawn Jamison: 4 in 1997

*Jamison shares the ACC career record with 12 selections with Duke's J.J. Redick; Hansbrough holds the ACC single-season record with eight selections in 2007-08*

#### ACC FRESHMAN OF THE WEEK

Tyler Hansbrough: 10 (2006)  
 Brandan Wright: 6 (2007)  
 Sam Perkins: 6 (1981)  
 Coby White: 5 (2019)  
 Marvin Williams: 5 (2005)  
 Joseph Forte: 4 (2000)  
 James Worthy: 4 (1980)  
 Harrison Barnes: 3 (2011)  
 Kendall Marshall: 3 (2011)  
 Raymond Felton: 3 (2003)  
 Ed Cota: 3 (1997)  
 Antawn Jamison: 3 (1996)  
 J.R. Reid: 3 (1987)  
 Jeff Lebo: 3 (1986)  
 Walter Davis: 3 (1974)  
 Cole Anthony: 2 (2020)  
 Rashad McCants: 2 (2003)  
 Vince Carter: 2 (1996)  
 Jerry Stackhouse: 2 (1994)  
 Kenny Smith: 2 (1984)  
 Michael Jordan: 2 (1982)  
 Mike O'Koren: 2 (1977)  
 Phil Ford: 2 (1975)  
 Ed Stahl: 2 (1973)  
 Bobby Jones: 2 (1972, rookie award)  
 George Karl: 2 (1971, rookie award)  
 Kennedy Meeks: 1 (2014)  
 Reggie Bullock: 1 (2013)  
 Wayne Ellington: 1 (2007)  
 Ty Lawson: 1 (2007)  
 Jawad Williams: 1 (2002)  
 Kris Lang: 1 (1999)  
 Dave Popson: 1 (1984)  
 Jimmy Black: 1 (1979)  
 Al Wood: 1 (1978)  
 Mitch Kupchak: 1 (1973)

*Hansbrough's 10 equals the ACC single-season record with Georgia Tech's Kenny Anderson (1990) and Duke's Jabari Parker (2014)*

#### NATIONAL COACHES OF THE YEAR (4 coaches, 12 awards)

Frank McGuire: United Press International, 1957  
 Dean Smith: National Association of Basketball Coaches, 1977; U.S. Basketball Writers Association, Basketball Weekly, 1979; Medalist, 1982; Naismith, 1993  
 Bill Guthridge: National Association of Basketball Coaches, Naismith Award, The Sporting News, CBS/Chevrolet, 1998  
 Matt Doherty: Associated Press, 2001  
 Roy Williams: New York Athletic Club, 2005, 2009, 2017; Associated Press, USBWA, Rupp Award, Sports Illustrated.com, 2006; USA Today, 2019

#### U.S. BASKETBALL WRITERS ASSOCIATION DISTRICT COACH OF THE YEAR

Dean Smith: 1993  
 Matt Doherty: 2001  
 Roy Williams: 2006, 2011

#### NABC DISTRICT COACH OF THE YEAR

Roy Williams: 2016

#### JOE LAPCHICK TROPHY (Top senior college basketball player)

Sam Perkins: 1984

#### BOB COUSY AWARD (Top college point guard)

Raymond Felton: 2005  
 Ty Lawson: 2009  
 Kendall Marshall: 2012

#### ALL-SOUTHERN CONFERENCE

Cartwright Carmichael: 1922, 1923, 1924  
 Monk McDonald: 1922, 1924  
 Jack Cobb: 1924, 1925, 1926  
 Bill Dodderer: 1924, 1925, 1926  
 Artie Newcombe: 1926  
 Tom Alexander: 1932  
 Virgil Weathers: 1932  
 Jim McCachren: 1934, 1935, 1936  
 Stewart "Snooks" Aitken: 1935  
 Ivan "Jack" Glace: 1935  
 Earl Ruth: 1937  
 Paul Severin: 1940  
 George Glamack: 1940, 1941  
 Bob Rose: 1941, 1942  
 Boyce Box: 1944  
 Bernie Mock: 1944  
 Manny Alvarez: 1945  
 Jim Jordan: 1945  
 John "Hook" Dillon: 1946  
 Jim White: 1947  
 Bob Paxton: 1947, 1948  
 Coy Carson: 1949  
 Hugo Kappler: 1949

#### ALL-SOUTHERN CONFERENCE TOURNAMENT TEAMS

Cartwright Carmichael: 1924  
 Monk McDonald: 1924  
 Jack Cobb: 1925, 1926  
 Bunn Hackney: 1926, 1927 (2nd)  
 Artie Newcombe: 1926  
 Bill Dodderer: 1926 (2nd)  
 John Purser: 1927 (2nd)  
 Tom Alexander: 1932  
 Virgil Weathers: 1932, 1933 (2nd), 1934  
 Wilmer Hines: 1932 (2nd), 1933 (2nd)  
 Stewart "Snooks" Aitken: 1934, 1935  
 Ivan "Jack" Glace: 1934, 1935  
 Jim McCachren: 1934, 1935, 1936



**Melvin Nelson:** 1935 (2nd)  
**Andy Bershak:** 1936 (2nd), 1937 (2nd)  
**Earl Ruth:** 1936 (2nd), 1937, 1938 (2nd)  
**Ramsay Potts:** 1937 (2nd)  
**George Glamack:** 1940, 1941 (2nd)  
**Jimmy Howard:** 1940 (2nd)  
**Bob Rose:** 1941  
**Bernie Mock:** 1944  
**Boyce Box:** 1944  
**John Dewell:** 1944 (2nd)  
**Jack Fitch:** 1944 (2nd)  
**Manny Alvarez:** 1945  
**Jim Jordan:** 1945, 1946 (2nd)  
**John Dillon:** 1945 (2nd), 1946 (2nd)  
**Bob Paxton:** 1945 (2nd), 1947, 1948  
**Horace "Bones" McKinney:** 1946 (2nd)  
**Jim White:** 1947  
**Jim Hamilton:** 1947 (2nd)

#### U.S. BASKETBALL WRITERS ASSOCIATION (USBWA) ALL-DISTRICT TEAMS

**Lennie Rosenbluth:** 1956, 1957  
**Pete Brennan:** 1958  
**Lee Shaffer:** 1960  
**York Larese:** 1961  
**Doug Moe:** 1961  
**Billy Cunningham:** 1963, 1964, 1965  
**Bobby Lewis:** 1966  
**Larry Miller:** 1967, 1968  
**Charlie Scott:** 1969, 1970  
**Dennis Wuycik:** 1971, 1972  
**Robert McAdoo:** 1972  
**George Karl:** 1973  
**Bobby Jones:** 1974  
**Mitch Kupchak:** 1976  
**Phil Ford:** 1976, 1977, 1978  
**Mike O'Koren:** 1979, 1980  
**Al Wood:** 1979, 1981  
**James Worthy:** 1981, 1982  
**Sam Perkins:** 1982, 1983, 1984  
**Michael Jordan:** 1983, 1984  
**Brad Daugherty:** 1985, 1986  
**Kenny Smith:** 1985, 1986, 1987  
**Steve Hale:** 1986  
**Joe Wolf:** 1987  
**J.R. Reid:** 1987, 1988, 1989  
**Jeff Lebo:** 1988  
**Rick Fox:** 1990, 1991  
**Hubert Davis:** 1992  
**George Lynch:** 1993  
**Eric Montross:** 1993, 1994  
**Derrick Phelps:** 1994  
**Jerry Stackhouse:** 1995  
**Rasheed Wallace:** 1995  
**Antawn Jamison:** 1996, 1997, 1998  
**Jeff McInnis:** 1996  
**Vince Carter:** 1998  
**Ed Cota:** 1998, 1999, 2000 (2nd)  
**Ademola Okulaja:** 1999  
**Brendan Haywood:** 2001  
**Joseph Forte:** 2001  
**Sean May:** 2004 (2nd), 2005  
**Rashad McCants:** 2004, 2005  
**Raymond Felton:** 2005  
**David Noel:** 2006  
**Tyler Hansbrough:** 2006, 2007, 2008, 2009  
**Wayne Ellington:** 2008  
**Ty Lawson:** 2009  
**Harrison Barnes:** 2011, 2012  
**John Henson:** 2011, 2012  
**Tyler Zeller:** 2011, 2012  
**Kendall Marshall:** 2012  
**Reggie Bullock:** 2013  
**James Michael McAdoo:** 2013, 2014

**Marcus Paige:** 2014, 2015  
**Brice Johnson:** 2016  
**Joel Berry II:** 2017  
**Justin Jackson:** 2017  
**Luke Maye:** 2018, 2019  
**Cameron Johnson:** 2019  
**Coby White:** 2019  
**Cole Anthony:** 2020  
**Garrison Brooks:** 2020

#### NATIONAL ASSOCIATION OF BASKETBALL COACHES (NABC) ALL-DISTRICT TEAMS

**Al Wood:** 1981  
**James Worthy:** 1981 (2nd), 1982  
**Sam Perkins:** 1982, 1983, 1984  
**Michael Jordan:** 1983, 1984  
**Eric Montross:** 1993, 1994  
**George Lynch:** 1993  
**Derrick Phelps:** 1994 (2nd)  
**Jerry Stackhouse:** 1995  
**Rasheed Wallace:** 1995  
**Jeff McInnis:** 1996  
**Dante Calabria:** 1996 (2nd)  
**Antawn Jamison:** 1996 (2nd), 1997, 1998  
**Vince Carter:** 1998  
**Shammond Williams:** 1998 (2nd)  
**Brendan Haywood:** 2001  
**Joseph Forte:** 2001  
**Rashad McCants:** 2003 (2nd); 2004 (2nd), 2005  
**Raymond Felton:** 2004, 2005  
**Sean May:** 2004 (2nd), 2005 (2nd)  
**Tyler Hansbrough:** 2006, 2007, 2008, 2009  
**Brandon Wright:** 2007  
**Ty Lawson:** 2008, 2009  
**Harrison Barnes:** 2011, 2012  
**Tyler Zeller:** 2011, 2012  
**John Henson:** 2012 (2nd)  
**Kendall Marshall:** 2012 (2nd)  
**James Michael McAdoo:** 2013 (2nd)  
**Marcus Paige:** 2014, 2015 (2nd)  
**Brice Johnson:** 2016  
**Justin Jackson:** 2017  
**Joel Berry II:** 2017 (2nd), 2018  
**Luke Maye:** 2018, 2019 (2nd)  
**Cameron Johnson:** 2019 (2nd)

#### MOST VALUABLE PLAYERS OF REGULAR-SEASON TOURNAMENTS

**Pete Brennan:** Dixie Classic, 1957  
**Doug Moe:** Dixie Classic, 1960  
**Bobby Lewis:** Tampa Invitational, 1966 (Co-Winner)  
**Larry Miller:** Tampa Invitational, 1966 (Co-Winner); Far West Classic, 1967  
**Al Wood:** Kodak Classic, 1978  
**Jimmy Black:** Cable Car Classic, 1981  
**Michael Jordan:** Greece Invitational, 1983  
**Sam Perkins:** Stanford Invitational, 1983; ECAC Holiday Festival, 1983  
**Brad Daugherty:** Great Alaska Shootout, 1985  
**Jeff Lebo:** Central Fidelity Holiday Classic, 1987  
**Rick Fox:** Diet Pepsi Tournament of Champions, 1988; Red Lobster Classic, 1990  
**George Lynch:** Diet Pepsi Tournament of Champions, 1992  
**Eric Montross:** Diet Pepsi Tournament of Champions, 1993  
**Jerry Stackhouse:** Diet Pepsi Tournament of Champions, 1994  
**Jeff McInnis:** Diet Pepsi Tournament of Champions, 1995



**JOEL BERRY II** was MVP of the Maui Invitational in 2016. Later that season, he was the Most Outstanding Player in the 2017 Final Four.

**Antawn Jamison:** Harris Teeter Pepsi Challenge, 1996; Carrs Great Alaska Shootout, 1997; Harris Teeter Pepsi Challenge, 1997  
**Ed Cota:** Chase Preseason NIT, 1998  
**Jason Capel:** Food Lion MVP Classic, 1998; Orange Bowl Classic, 1999  
**Joseph Forte:** Maui Classic, 1999; NABC Classic, 2000; Hardee's Tournament of Champions, 2000  
**Kris Lang:** Food Lion MVP Classic, 1999  
**Rashad McCants:** Preseason NIT, 2002  
**Raymond Felton:** Maui Invitational, 2004  
**Tyler Hansbrough:** Las Vegas Invitational, 2007  
**Ty Lawson:** Maui Invitational, 2008  
**Marcus Paige:** Hall of Fame Tipoff, 2013  
**Justin Jackson:** CBE Hall of Fame Classic, 2016  
**Joel Berry II:** Maui Invitational, 2016

#### REGULAR-SEASON ALL-TOURNAMENT TEAMS

**Lennie Rosenbluth:** Dixie Classic, 1954, 1955, 1956  
**Pete Brennan:** Dixie Classic, 1956, 1957; Kentucky Invitational, 1957  
**Dick Kempley:** Blue Grass Festival, 1958  
**Lee Shaffer:** Dixie Classic, 1958, 1959; Kentucky Invitational, 1959  
**York Larese:** Kentucky Invitational, 1959; Dixie Classic, 1959, 1960  
**Doug Moe:** Dixie Classic, 1960  
**Bobby Lewis:** Tampa Invitational, 1966  
**Larry Miller:** Tampa Invitational, 1966; Far West Classic, 1967  
**Charlie Scott:** Far West Classic, 1967; ECAC Holiday Festival, 1968; Carolina Classic, 1969  
**Bill Bunting:** ECAC Holiday Festival, 1968  
**Bill Chamberlain:** Carolina Classic, 1969; Big Four Tournament, 1970  
**Dennis Wuycik:** Big Four Tournament, 1971; Sugar Bowl Tournament, 1971



**KENNEDY MEEKS** was selected to the 2017 All-Final Four team. He tied his career high with 25 points and added 14 rebounds in the national semifinal vs. Oregon and made three key plays – an offensive rebound, a block (above) and a steal – in the final minute of Carolina's 71-65 win over Gonzaga in the championship game.

**Robert McAdoo:** Big Four Tournament, 1971; Sugar Bowl Tournament, 1971  
**George Karl:** Big Four Tournament, 1971; Rainbow Classic, 1972  
**Bobby Jones:** Big Four Tournament, 1972; Rainbow Classic, 1972  
**Ed Stahl:** Big Four Tournament, 1972  
**Mitch Kupchak:** International Christmas Tournament, 1972  
**Phil Ford:** International Christmas Tournament, 1974; Big Four Tournament, January 1976, November 1976 (2nd Team), 1977; Far West Classic, 1976; Rainbow Classic, 1977  
**Tommy LaGarde:** Big Four Tournament, January 1976, November 1976 (2nd Team); Far West Classic, 1976  
**Walter Davis:** Big Four Tournament, November 1976 (2nd Team); Far West Classic, 1976  
**Mike O'Koren:** Big Four Tournament, November 1976 (2nd Team), 1977, 1978, 1979; Rainbow Classic, 1977; Kodak Classic, 1978  
**Dudley Bradley:** Kodak Classic, 1978  
**Al Wood:** Big Four Tournament, 1978, 1979; Kodak Classic, 1978; Great Alaska Shootout, 1980  
**James Worthy:** Great Alaska Shootout, 1980; Big Four Tournament, 1980; Cable Car Classic, 1981  
**Sam Perkins:** Great Alaska Shootout, 1980; Big Four Tournament, 1980 (2nd Team); Rainbow Classic, 1982; Greece Invitational, 1983; Stanford Invitational, 1983; ECAC Holiday Festival, 1983  
**Jimmy Black:** Cable Car Classic, 1981  
**Michael Jordan:** Rainbow Classic, 1982; Greece Invitational, 1983  
**Buzz Peterson:** Greece Invitational, 1983; Stanford Invitational, 1983  
**Matt Doherty:** Stanford Invitational, 1983; ECAC Holiday Festival, 1983  
**Brad Daugherty:** ECAC Holiday Festival, 1983; Great Alaska Shootout, 1985; Orange Bowl Classic, 1985  
**Kenny Smith:** Great Alaska Shootout, 1985; Dallas Morning News Classic, 1986  
**Jeff Lebo:** Orange Bowl Classic, 1985; Central Fidelity Holiday Classic, 1987

**Joe Wolf:** Dallas Morning News Classic, 1986  
**Scott Williams:** Central Fidelity Holiday Classic, 1987; Diet Pepsi Tournament of Champions, 1988  
**Rick Fox:** Diet Pepsi Tournament of Champions, 1988; Maui Classic, 1989; Mile High Classic, 1989; Red Lobster Classic, 1990  
**George Lynch:** Diet Pepsi Tournament of Champions, 1990 & 1992; Red Lobster Classic, 1990; Kraft Rainbow Classic, 1992  
**Pete Chilcutt:** Red Lobster Classic, 1990  
**Eric Montross:** Diet Pepsi Tournament of Champions, 1991, 1992; Kraft Rainbow Classic, 1992  
**Donald Williams:** Diet Pepsi Tournament of Champions, 1992, 1993; Preseason NIT, 1993  
**Jerry Stackhouse:** Diet Pepsi Tournament of Champions, 1994  
**Rasheed Wallace:** Diet Pepsi Tournament of Champions, 1994  
**Jeff McInnis:** Diet Pepsi Tournament of Champions, 1994, 1995; Maui Classic, 1995  
**Dante Calabria:** Diet Pepsi Tournament of Champions, 1995  
**Antawn Jamison:** Diet Pepsi Tournament of Champions, 1995; Harris Teeter Pepsi Challenge, 1996; Carrs Great Alaska Shootout, 1997  
**Serge Zwikker:** Harris Teeter Pepsi Challenge, 1996  
**Vince Carter:** Carrs Great Alaska Shootout, 1997  
**Ed Cota:** Carrs Great Alaska Shootout, 1997; Chase Preseason NIT, 1998; Harris Teeter Pepsi Challenge, 1998; Maui Invitational, 1999; Food Lion MVP Classic, 1999  
**Brendan Haywood:** Chase Preseason NIT, 1998; Maui Invitational, 1999; NABC Classic, 2000  
**Jason Capel:** Harris Teeter Pepsi Challenge, 1998; Food Lion MVP Classic, 1999  
**Kris Lang:** Food Lion MVP Classic, 1999; Hardee's Tournament of Champions, 2000  
**Joseph Forte:** Maui Invitational, 1999; NABC Classic, 2000; Hardee's Tournament of Champions, 2000  
**Raymond Felton:** Preseason NIT, 2002; Maui Invitational, 2004  
**Jackie Manuel:** Preseason NIT, 2002  
**Rashad McCants:** Preseason NIT, 2002; Maui Invitational, 2004

**Tyler Hansbrough:** Preseason NIT, 2006; Las Vegas Invitational, 2007; Maui Invitational, 2008  
**Brandon Wright:** Preseason NIT, 2006  
**Wayne Ellington:** Las Vegas Invitational, 2007  
**Danny Green:** Las Vegas Invitational, 2007; Maui Invitational, 2008  
**Ty Lawson:** Maui Invitational, 2008  
**Tyler Zeller:** EA Sports Puerto Rico Tipoff, 2011; Las Vegas Invitational, 2011  
**P.J. Hairston:** Las Vegas Invitational, 2011  
**Reggie Bullock:** Maui Invitational, 2012  
**Brice Johnson:** Hall of Fame Tipoff, 2013  
**Marcus Paige:** Hall of Fame Tipoff, 2013  
**Joel Berry II:** Maui Invitational, 2016  
**Kennedy Meeks:** Maui Invitational, 2016  
**Luke Maye:** PK80, 2017  
**Coby White:** Las Vegas Invitational, 2018

#### MOST VALUABLE PLAYERS OF POSTSEASON TOURNAMENTS

**Lennie Rosenbluth:** NCAA East Regional, 1957  
**Bobby Lewis:** NCAA East Regional, 1967  
**Rusty Clark:** NCAA East Regional, 1968  
**Charlie Scott:** NCAA East Regional, 1969  
**Bill Chamberlain:** NIT, 1971  
**Dennis Wuycik:** NCAA East Regional, 1972  
**John Kuester:** NCAA East Regional, 1977  
**Al Wood:** NCAA West Regional, 1981  
**James Worthy:** NCAA East Regional, 1982; NCAA Final Four, 1982  
**George Lynch:** NCAA East Regional, 1993  
**Donald Williams:** NCAA Final Four, 1993  
**Jerry Stackhouse:** NCAA Southeast Regional, 1995  
**Shammond Williams:** NCAA East Regional, 1997  
**Antawn Jamison:** NCAA East Regional, 1998  
**Joseph Forte:** NCAA South Regional, 2000  
**Sean May:** NCAA East Regional, 2005; NCAA Final Four, 2005  
**Tyler Hansbrough:** NCAA East Regional, 2008  
**Ty Lawson:** NCAA South Regional, 2009  
**Wayne Ellington:** NCAA Final Four, 2009  
**Brice Johnson:** NCAA East Regional, 2016  
**Luke Maye:** NCAA South Regional, 2017  
**Joel Berry II:** NCAA Final Four, 2017

#### POSTSEASON ALL-TOURNAMENT TEAMS

**Lennie Rosenbluth:** NCAA Final Four, 1957  
**Pete Brennan:** NCAA Final Four, 1957  
**Bobby Lewis:** NCAA East Regional, 1967  
**Rusty Clark:** NCAA East Regional, 1967, 1968; NCAA Final Four, 1967 (2nd)  
**Larry Miller:** NCAA East Regional, 1967, 1968; NCAA Final Four, 1968  
**Charlie Scott:** NCAA East Regional, 1968, 1969; NCAA Final Four, 1968 (2nd), 1969  
**Bill Bunting:** NCAA East Regional, 1969  
**Bill Chamberlain:** NIT, 1971  
**Dennis Wuycik:** NCAA East Regional, 1972  
**Robert McAdoo:** NCAA East Regional, 1972; NCAA Final Four, 1972  
**George Karl:** NCAA East Regional, 1972; NIT, 1973  
**Bobby Jones:** NIT, 1973  
**Brad Hoffman:** NCAA East Regional, 1975  
**Mitch Kupchak:** NCAA East Regional, 1975  
**Phil Ford:** NCAA East Regional, 1975 (2nd)  
**Walter Davis:** NCAA East Regional, 1977  
**John Kuester:** NCAA East Regional, 1977  
**Mike O'Koren:** NCAA Final Four, 1977  
**Al Wood:** NCAA West Regional, 1981; NCAA Final Four, 1981



**James Worthy:** NCAA West Regional, 1981; NCAA East Regional, 1982; NCAA Final Four, 1982

**Sam Perkins:** NCAA West Regional, 1981; NCAA East Regional, 1982; NCAA Final Four, 1982

**Jimmy Black:** NCAA East Regional, 1982

**Michael Jordan:** NCAA Final Four, 1982; NCAA East Regional, 1983

**Brad Daugherty:** NCAA Southeast Sub-Regional, 1985; NCAA Southeast Regional, 1985; NCAA West Regional, 1986

**Kenny Smith:** NCAA Southeast Sub-Regional, 1985; NCAA Southeast Regional, 1985

**J.R. Reid:** NCAA East Regional, 1987; NCAA West Regional, 1988; NCAA Southeast Regional, 1989

**Rick Fox:** NCAA East Regional, 1991

**Hubert Davis:** NCAA East Regional, 1991

**Eric Montross:** NCAA Southeast Regional, 1992; NCAA East Regional, 1993; NCAA Final Four, 1993

**George Lynch:** NCAA East Regional, 1993; NCAA Final Four, 1993

**Donald Williams:** NCAA East Regional, 1993; NCAA Final Four, 1993; NCAA Southeast Regional, 1995

**Jerry Stackhouse:** NCAA Southeast Regional, 1995

**Rasheed Wallace:** NCAA Southeast Regional, 1995

**Shammond Williams:** NCAA East Regional, 1997; NCAA East Regional, 1998

**Antawn Jamison:** NCAA East Regional, 1997; NCAA East Regional, 1998

**Vince Carter:** NCAA East Regional, 1997; NCAA East Regional, 1998

**Ed Cota:** NCAA East Regional, 1997; NCAA East Regional, 1998; NCAA South Regional, 2000

**Jason Capel:** NCAA South Regional, 2000

**Joseph Forte:** NCAA South Regional, 2000

**Sean May:** NCAA East Regional, 2005; NCAA Final Four, 2005

**Rashad McCants:** NCAA East Regional, 2005; NCAA Final Four, 2005

**Raymond Felton:** NCAA Final Four, 2005

**Tyler Hansbrough:** NCAA East Regional, 2007, 2008; NCAA South Regional, 2009; NCAA Final Four, 2009

**Brandon Wright:** NCAA East Regional, 2007

**Wayne Ellington:** NCAA East Regional, 2008; NCAA Final Four, 2009

**Ty Lawson:** NCAA East Regional, 2008; NCAA South Regional, 2009; NCAA Final Four, 2009

**Danny Green:** NCAA South Regional, 2009

**Will Graves:** NIT, 2010

**Deon Thompson:** NIT, 2010

**Harrison Barnes:** NCAA East Regional, 2011

**Tyler Zeller:** NCAA East Regional, 2011; NCAA Midwest Regional, 2012

**Joel Berry II:** NCAA Final Four, 2016; NCAA South Regional, 2017; NCAA Final Four, 2017

**Brice Johnson:** NCAA East Regional, 2016; NCAA Final Four, 2016

**Marcus Paige:** NCAA East Regional, 2016

**Justin Jackson:** NCAA South Regional, 2017; NCAA Final Four, 2017

**Luke Maye:** NCAA South Regional, 2017

**Kennedy Meeks:** NCAA Final Four, 2017

*J.R. Reid (1987-89), Ed Cota (1997-98, 2000) and Tyler Hansbrough (2007-09) earned NCAA all-regional honors three times*

#### COLLEGE SPORTS INFORMATION DIRECTORS OF AMERICA (CoSIDA) ACADEMIC ALL-AMERICA TEAM

**Billy Cunningham:** 1965  
**Charlie Scott:** 1970  
**Steve Previs:** 1972  
**Dennis Wuycik:** 1972  
**Kim Hubbard:** 1972 (3rd)  
**Brad Hoffman:** 1975 (2nd)  
**Ed Stahl:** 1975 (2nd)  
**Tommy LaGarde:** 1975 (2nd), 1976  
**Bruce Buckley:** 1976 (2nd)  
**Steve Hale:** 1986  
**Henrik Rödl:** 1993 (3rd)  
**Eric Montross:** 1994  
**Tyler Zeller:** 2011, 2012  
**Marcus Paige:** 2014 (2nd), 2015 (2nd), 2016  
**Luke Maye:** 2018 (2nd), 2019 (2nd)

#### ACADEMIC ALL-AMERICA OF THE YEAR

**Tyler Zeller:** 2012

#### NCAA POST-GRADUATE SCHOLARSHIP WINNERS

**Bob Bennett:** 1966  
**John O'Donnell:** 1974  
**Bruce Buckley:** 1977  
**Steve Hale:** 1986  
**Pearce Landry:** 1995

#### ACADEMIC ALL-ACC TEAM

**Charlie Shaffer:** 1963, 1964  
**Billy Cunningham:** 1965  
**Tom Gauntlett:** 1967  
**Charlie Scott:** 1970  
**Dave Chadwick:** 1971  
**Kim Hubbard:** 1972  
**Steve Previs:** 1972  
**Dennis Wuycik:** 1972  
**John O'Donnell:** 1973, 1974  
**Brad Hoffman:** 1975  
**Ed Stahl:** 1975  
**Tommy LaGarde:** 1975, 1976, 1977  
**Bruce Buckley:** 1976, 1977  
**Eric Kenny:** 1981  
**Matt Doherty:** 1984  
**Steve Hale:** 1984, 1985, 1986  
**James Daye:** 1986  
**Jeff Lebo:** 1988  
**David May:** 1988, 1989  
**Henrik Rödl:** 1990, 1991, 1992, 1993  
**Jason Burgess:** 1992  
**Eric Montross:** 1993, 1994  
**Matt Wenstrom:** 1993  
**Pearce Landry:** 1994, 1995  
**Pat Sullivan:** 1995  
**Will Johnson:** 2001, 2003  
**Jason Capel:** 2002  
**Kris Lang:** 2002  
**Byron Sanders:** 2004, 2006  
**Melvin Scott:** 2005  
**Tyler Zeller:** 2009, 2010, 2011, 2012  
**Marcus Paige:** 2013, 2014, 2015, 2016  
**Luke Maye:** 2016, 2017, 2018, 2019  
**Nassir Little:** 2019

**Four-time recipients:** Marcus Paige, Henrik Rödl, Tyler Zeller, Luke Maye

**Three-time recipients:** Tommy LaGarde, Steve Hale, Luke Maye

**Two-time recipients:** Charlie Shaffer, John O'Donnell, Bruce Buckley, David May, Eric Montross, Pearce Landry, Will Johnson, Byron Sanders



**TYLER ZELLER** was the ACC Player of the Year in 2012, a John R. Wooden Team All-America and the Academic All-America of the Year.

#### SKIP PROSSER AWARD

**Tyler Zeller:** 2011, 2012  
**Marcus Paige:** 2015, 2016  
**Luke Maye:** 2018, 2019

*Atlantic Coast Conference's Scholar-Athlete of the Year for Men's Basketball (named for the late Wake Forest coach)*

#### PATTERSON MEDAL

**Monk McDonald:** 1924  
**Jack Cobb:** 1926  
**Henry Satterfield:** 1929  
**Virgil Weathers:** 1934  
**Andy Bershak:** 1938  
**Paul Severin:** 1941  
**Bobby Gersten:** 1942  
**Jim Jordan:** 1946  
**Albert Long:** 1955  
**Jerry Vayda:** 1956  
**Lennie Rosenbluth:** 1957  
**Larry Miller:** 1968  
**Bill Bunting:** 1969  
**Charlie Scott:** 1970  
**Dennis Wuycik:** 1972  
**George Karl:** 1973  
**Charles Waddell:** 1975  
**Mitch Kupchak:** 1976  
**Walter Davis:** 1977  
**Phil Ford:** 1978  
**Al Wood:** 1981  
**Brad Daugherty:** 1986  
**Kenny Smith:** 1987  
**Jeff Lebo:** 1989  
**Antawn Jamison:** 1998  
**Brendan Haywood:** 2001  
**Tyler Hansbrough:** 2009  
**Tyler Zeller:** 2012  
**Marcus Paige:** 2016  
**Justin Jackson:** 2017  
**Joel Berry:** 2018  
**Luke Maye:** 2019

*The Patterson Medal is the most prestigious award given to student-athletes at UNC. The medal recognizes annually a male and female student-athlete who have completed their eligibility at UNC. The award is based primarily on career athletic accomplishments. The recipients must have played at least three collegiate seasons. Sportsmanship and leadership are also considered.*





## TEAM HONORS & AWARDS

### SCHOLAR-ATHLETE AWARD

*(Presented to the player recommended by coaches as one who best exemplifies the term "student-athlete.")*

1985-86 Steve Hale  
1986-87 Jeff Lebo  
1987-88 Jeff Lebo  
1988-89 Jeff Lebo  
1989-90 Scott Williams  
1990-91 Henrik Rödl  
1991-92 Henrik Rödl  
1992-93 Henrik Rödl  
1993-94 Eric Montross  
1994-95 Pearce Landry  
1995-96 Dante Calabria  
1996-97 Charlie McNairy  
1997-98 Brad Frederick  
1998-99 Brad Frederick  
1999-00 Brian Bersticker  
2000-01 Michael Brooker  
2001-02 Will Johnson  
2002-03 Will Johnson  
2003-04 Phillip McLamb  
2004-05 Byron Sanders  
2005-06 Byron Sanders  
2006-07 Wes Miller  
2007-08 Bobby Frasor  
2008-09 Jack Wooten  
2009-10 Tyler Zeller  
2010-11 Tyler Zeller  
2011-12 Tyler Zeller  
2012-13 Marcus Paige  
2013-14 Marcus Paige

### TYLER ZELLER SCHOLAR-ATHLETE AWARD

*(Presented to the player who best exemplifies the term "student-athlete." Named for the 2012 Academic All-America of the Year.*

2014-15 Marcus Paige  
2015-16 Marcus Paige  
2016-17 Luke Maye  
2017-18 Luke Maye  
2018-19 Luke Maye  
2019-20 Robbie O'Han

### BUTCH BENNETT AWARD (1926-2012)

*(Given to the freshman who exemplified determination, sportsmanship and sacrifice for the good of the team. Given in memory of Butch Bennett, a member of the 1967-68 freshman team, who died of leukemia.)*

1967-68 Lee Dedmon  
1968-69 Steve Previs  
1969-70 Donn Johnston  
1970-71 Bobby Jones  
1971-72 Brad Hoffman  
1972-73 Tony Shaver  
1973-74 Woody Coley  
1974-75 Phil Ford  
1975-76 Ged Doughton  
1976-77 Mike O'Koren  
1977-78 Al Wood  
1978-79 Jimmy Black  
1979-80 James Worthy  
1980-81 Matt Doherty  
1981-82 Michael Jordan  
1982-83 Brad Daugherty

1983-84 Kenny Smith  
1984-85 Ranzino Smith  
1985-86 Jeff Lebo  
1986-87 J.R. Reid  
1987-88 Rick Fox  
1988-89 Hubert Davis  
1989-90 George Lynch  
1990-91 Pat Sullivan  
1991-92 Donald Williams  
1992-93 Dante Calabria  
1993-94 Rasheed Wallace  
1994-95 Shammond Williams  
1995-96 Antawn Jamison  
1996-97 Ed Cota  
1997-98 Brian Bersticker  
1998-99 Kris Lang  
1999-00 Jonathan Holmes  
2000-01 Brian Morrison  
2001-02 Jawad Williams  
2002-03 David Noel  
2003-04 Reyshawn Terry  
2004-05 Marvin Williams  
2005-06 Tyler Hansbrough  
2006-07 Brandan Wright  
2007-08 no recipient  
2008-09 Tyler Zeller  
2009-10 Travis Wear  
2010-11 Kendall Marshall  
2011-12 James Michael McAdoo

### MARVIN WILLIAMS CAROLINA WAY AWARD

*(Player who best exemplifies playing hard, being unselfish and thinking of the team first)*

2012-13 Jackson Simmons  
2013-14 Marcus Paige  
2014-15 Jackson Simmons  
2015-16 Marcus Paige  
2016-17 Nate Britt  
2017-18 Theo Pinson  
2018-19 Kenny Williams  
2019-20 Walker Miller

### CARMICHAEL-COBB AWARD (1968-2012)

*(Given by Whit Cobb in memory of All-Americans Cartwright Carmichael and Jack Cobb. Awarded to the outstanding defensive player based on coaches' grades.)*

1967-68 Rusty Clark & Dick Grubar  
1968-69 Bill Bunting  
1969-70 Charlie Scott  
1970-71 Steve Previs  
1971-72 Steve Previs  
1972-73 Bobby Jones  
1973-74 Bobby Jones  
1974-75 Mickey Bell  
1975-76 John Kuester  
1976-77 John Kuester  
1977-78 Dudley Bradley  
1978-79 Dudley Bradley  
1979-80 Mike O'Koren  
1980-81 Al Wood  
1981-82 Jimmy Black  
1982-83 Matt Doherty  
1983-84 Michael Jordan  
1984-85 Steve Hale  
1985-86 Steve Hale  
1986-87 Joe Wolf  
1987-88 Steve Bucknall

1988-89 Jeff Lebo  
1989-90 King Rice  
1990-91 Rick Fox  
1991-92 Derrick Phelps  
1992-93 Derrick Phelps  
1993-94 Derrick Phelps  
1994-95 Rasheed Wallace  
1995-96 Dante Calabria  
1996-97 Ademola Okulaja  
1997-98 Vince Carter, Makhtar Ndiaye  
1998-99 Brendan Haywood  
1999-00 Brendan Haywood  
2000-01 Brendan Haywood  
2001-02 Kris Lang  
2002-03 Raymond Felton  
2003-04 Jackie Manuel  
2004-05 Jackie Manuel  
2005-06 Wes Miller  
2006-07 Marcus Ginyard  
2007-08 Marcus Ginyard  
2008-09 Bobby Frasor  
2009-10 Marcus Ginyard  
2010-11 Tyler Zeller  
2011-12 John Henson, Tyler Zeller

### GEORGE LYNCH BEST DEFENSIVE PLAYER AWARD

2012-13 Marcus Paige  
2013-14 Marcus Paige  
2014-15 Marcus Paige  
2015-16 Marcus Paige  
2016-17 Nate Britt  
2017-18 Kenny Williams  
2018-19 Garrison Brooks  
2019-20 Garrison Brooks

### MOST VALUABLE PLAYER (1951-2012)

1950-51 Hugo Kappler  
1951-52 Al Lifson  
1952-53 Vince Grimaldi  
1953-54 Jerry Vayda  
1954-55 Lennie Rosenbluth  
1955-56 Lennie Rosenbluth  
1956-57 Lennie Rosenbluth  
1957-58 Pete Brennan  
1958-59 Harvey Salz  
1959-60 Lee Shaffer  
1960-61 Doug Moe  
1961-62 Jim Hudock  
1962-63 Billy Cunningham  
1963-64 Billy Cunningham  
1964-65 Billy Cunningham  
1965-66 Bobby Lewis  
1966-67 Bobby Lewis, Larry Miller  
1967-68 Larry Miller  
1968-69 Charlie Scott  
1969-70 Charlie Scott  
1970-71 Dennis Wuycik  
1971-72 Robert McAdoo, Dennis Wuycik  
1972-73 Bobby Jones  
1973-74 Bobby Jones  
1974-75 Mitch Kupchak  
1975-76 Mitch Kupchak  
1976-77 Walter Davis  
1977-78 Phil Ford  
1978-79 Dudley Bradley  
1979-80 Mike O'Koren  
1980-81 Al Wood  
1981-82 James Worthy  
1982-83 Michael Jordan, Sam Perkins  
1983-84 Michael Jordan, Sam Perkins

1984-85 Brad Daugherty  
 1985-86 Brad Daugherty  
 1986-87 Kenny Smith  
 1987-88 J.R. Reid  
 1988-89 Steve Bucknall  
 1989-90 Rick Fox  
 1990-91 Rick Fox  
 1991-92 Hubert Davis  
 1992-93 George Lynch  
 1993-94 Derrick Phelps  
 1994-95 Jerry Stackhouse  
 1995-96 Jeff McInnis  
 1996-97 Antawn Jamison  
 1997-98 Antawn Jamison  
 1998-99 Ademola Okulaja  
 1999-00 Ed Cota  
 2000-01 Joseph Forte  
 2001-02 Jason Capel, Kris Lang  
 2002-03 Raymond Felton  
 2003-04 Rashad McCants  
 2004-05 Raymond Felton, Sean May  
 2005-06 David Noel  
 2006-07 Tyler Hansbrough  
 2007-08 Tyler Hansbrough  
 2008-09 Tyler Hansbrough, Ty Lawson  
 2009-10 Deon Thompson  
 2010-11 Harrison Barnes, Tyler Zeller  
 2011-12 Kendall Marshall, Tyler Zeller

#### DEAN SMITH MOST VALUABLE PLAYER AWARD

2012-13 Reggie Bullock  
 2013-14 Marcus Paige  
 2014-15 Marcus Paige  
 2015-16 Brice Johnson  
 2016-17 Justin Jackson  
 2017-18 Joel Berry II  
 2018-19 Cameron Johnson  
**2019-20 Garrison Brooks**

#### JIMMIE DEMPSEY AWARD

#### OVERALL STATISTICAL LEADER (1972-2005)

1971-72 Dennis Wuycik  
 1972-73 Bobby Jones  
 1973-74 Darrell Elston  
 1974-75 Mitch Kupchak  
 1975-76 Walter Davis  
 1976-77 Walter Davis  
 1977-78 Mike O'Koren  
 1978-79 Mike O'Koren  
 1979-80 Mike O'Koren  
 1980-81 Al Wood  
 1981-82 Sam Perkins, James Worthy  
 1982-83 Sam Perkins  
 1983-84 Sam Perkins  
 1984-85 Brad Daugherty  
 1985-86 Steve Hale  
 1986-87 Joe Wolf  
 1987-88 J.R. Reid  
 1988-89 J.R. Reid  
 1989-90 Rick Fox  
 1990-91 Rick Fox  
 1991-92 George Lynch  
 1992-93 George Lynch, Brian Reese  
 1993-94 Derrick Phelps  
 1994-95 Jerry Stackhouse  
 1995-96 Ademola Okulaja  
 1996-97 Vince Carter  
 1997-98 Vince Carter  
 1998-99 Ademola Okulaja  
 1999-00 Joseph Forte  
 2000-01 Joseph Forte  
 2001-02 Jason Capel  
 2002-03 Rashad McCants  
 2003-04 Rashad McCants  
 2004-05 Sean May

#### MOST IMPROVED PLAYER (2006-12)

2005-06 Wes Miller  
 2006-07 Ty Lawson  
 2007-08 Quentin Thomas  
 2008-09 Ed Davis, Wayne Ellington  
 2009-10 John Henson  
 2010-11 John Henson  
 2011-12 James Michael McAdoo

#### DANNY GREEN MOST IMPROVED PLAYER AWARD

2012-13 P.J. Hairston  
 2013-14 J.P. Tokoto  
 2014-15 Isaiah Hicks, Joel James  
 2015-16 Joel Berry II  
 2016-17 Luke Maye  
 2017-18 Luke Maye

**2018-19 Garrison Brooks**

**2019-20 Garrison Brooks**

#### FOY ROBERSON AWARD (1943-2012)

*(Most Inspirational Player Award in memory of a former basketball player who was killed in World War II.)*

1942-43 George McCachren  
 1943-44 Jack Fitch  
 1944-45 Jim Jordan  
 1945-46 Bob Paxton  
 1946-47 James White  
 1947-48 Taylor Thorne  
 1948-49 Dan Nyimicz  
 1949-50 John Tsantes  
 1950-51 Charles Thorne  
 1951-52 Howard Deasy  
 1952-53 Vince Grimaldi  
 1953-54 Skippy Winstead  
 1954-55 Jerry Vayda  
 1955-56 Jerry Vayda  
 1956-57 Lennie Rosenbluth  
 1957-58 Tommy Kearns  
 1958-59 Danny Lotz  
 1959-60 Ray Stanley  
 1960-61 Dick Kepley  
 1961-62 Donnie Walsh  
 1962-63 Peppy Callahan  
 1963-64 Charlie Shaffer  
 1964-65 Ray Respass  
 1965-66 Jimmy Moore  
 1966-67 Donnie Moe  
 1967-68 Ralph Fletcher  
 1968-69 Joe Brown  
 1969-70 Jim Delany  
 1970-71 Steve Previs  
 1971-72 Bill Chambers  
 1972-73 Donn Johnston  
 1973-74 Ray Hite  
 1974-75 Mickey Bell  
 1975-76 Dave Hanners  
 1976-77 Woody Coley  
 1977-78 Ged Doughton  
 1978-79 Ged Doughton  
 1979-80 John Virgil  
 1980-81 Eric Kenny  
 1981-82 Cecil Exum  
 1982-83 Cecil Exum  
 1983-84 Cecil Exum  
 1984-85 Steve Hale  
 1985-86 Steve Hale  
 1986-87 Dave Popson  
 1987-88 Jeff Lebo  
 1988-89 Steve Bucknall  
 1989-90 Jeff Denny  
 1990-91 King Rice  
 1991-92 George Lynch  
 1992-93 Derrick Phelps

1993-94 Brian Reese  
 1994-95 Pat Sullivan  
 1995-96 Webb Tyndall  
 1996-97 Makhtar Ndiaye  
 1997-98 Ademola Okulaja  
 1998-99 Ademola Okulaja  
 1999-00 Jason Capel  
 2000-01 Jonathan Holmes  
 2001-02 Will Johnson  
 2002-03 Will Johnson  
 2003-04 Jackie Manuel  
 2004-05 Jackie Manuel  
 2005-06 Dewey Burke  
 2006-07 Dewey Burke  
 2007-08 Quentin Thomas  
 2008-09 Marcus Ginyard  
 2009-10 Justin Watts  
 2010-11 Justin Watts  
 2011-12 Justin Watts

#### BILL GUTHRIDGE AWARD

*(Given in honor of the Tar Heels' former head and assistant coach of 33 years to the person who demonstrates great loyalty to the program behind the scenes)*

2012-13 Angie Bitting, Smith Center Director  
 2013-14 Ronnie Sykes, Smith Center Security  
 2014-15 Randy Young, Smith Center

#### RICK SHARP AWARD (1985-2005)

*(Given to the player who contributed the most to the team in practice sessions and behind the scenes. In memory of Rick Sharp, the Emmy award-winning producer of CBS College Basketball and CBS Sports and a 1964 UNC graduate. Beginning in 2005-06, the Rick Sharp Award was combined with the Foy Roberson Award.)*

1984-85 Cliff Morris  
 1985-86 James Daye  
 1986-87 Michael Norwood  
 1987-88 Joe Jenkins  
 1988-89 David May  
 1989-90 Matt Wenstrom  
 1990-91 Scott Cherry  
 1991-92 Jason Burgess  
 1992-93 Scott Cherry, Matt Wenstrom  
 1993-94 Pat Sullivan  
 1994-95 Charlie McNairy  
 1995-96 David Neal  
 1996-97 Charlie McNairy  
 1997-98 Brad Frederick  
 1998-99 Scott Williams  
 1999-00 Michael Brooker  
 2000-01 Jim Everett  
 2001-02 Jonathan Holmes  
 2002-03 Jonathan Holmes  
 2003-04 Wes Miller  
 2004-05 Wes Miller



## JERSEYS IN THE RAFTERS

### Retired and Honored Numbers

#### RETIRED NUMBERS

##### (last year played at UNC)

Jack Cobb (1926)  
 #10 • Lennie Rosenbluth (1957)  
 #12 • Phil Ford (1978)  
 #20 • George Glamack (1941)  
 #23 • Michael Jordan (1984)  
 #33 • Antawn Jamison (1998)  
 #50 • Tyler Hansbrough (2009)  
 #52 • James Worthy (1982)

#### HONORED NUMBERS

##### (last year played at UNC)

Cartwright Carmichael (1924)  
 #00 • Brendan Haywood (2001)  
 #00 • Eric Montross (1994)  
 #2 • Joel Berry II (2018)  
 #2 • Raymond Felton (2005)  
 #5 • Marcus Paige (2016)  
 #5 • Ty Lawson (2009)  
 #8 • Jim Jordan (1946)  
 #11 • Brice Johnson (2016)  
 #11 • Larry Brown (1963)  
 #12 • Lee Shaffer (1960)  
 #13 • John Dillon (1948)  
 #15 • Vince Carter (1998)  
 #21 • Donald Williams (1995)  
 #21 • Mitch Kupchak (1976)  
 #22 • Wayne Ellington (2009)  
 #22 • Bobby Lewis (1967)  
 #22 • York Larese (1961)  
 #24 • Walter Davis (1977)  
 #30 • Rasheed Wallace (1995)  
 #30 • Kenny Smith (1987)  
 #30 • Al Wood (1981)  
 #31 • Mike O'Koren (1980)  
 #31 • Bill Chamberlain (1972)  
 #32 • Rashad McCants (2005)  
 #32 • Billy Cunningham (1965)  
 #33 • Charlie Scott (1970)  
 #34 • George Lynch (1993)  
 #34 • J.R. Reid (1989)  
 #34 • Bobby Jones (1974)  
 #35 • Robert McAdoo (1972)  
 #35 • Doug Moe (1961)  
 #35 • Pete Brennan (1958)  
 #40 • Harrison Barnes (2012)  
 #40 • Joseph Forte (2001)  
 #40 • Tommy Kearns (1958)  
 #41 • Sam Perkins (1984)  
 #42 • Sean May (2005)  
 #42 • Jerry Stackhouse (1995)  
 #42 • Brad Daugherty (1986)  
 #44 • Justin Jackson (2017)  
 #44 • Tyler Zeller (2012)  
 #44 • Dennis Wuycik (1972)  
 #44 • Larry Miller (1968)  
 #45 • Tommy LaGarde (1977)



Carmichael	Jordan	Dillon	Brennan	Kearns
8	13	35	40	
Shaffer	Larese	Moe	Brown	Cunningham
12	22	35	11	32
Lewis	Miller	Scott	Chamberlain	Wycik
22	44	33	31	44
McAdoo	Jones	Kupchak	Bavis	LaGarde
35	34	21	24	45
Stokren	Wood	Perkins	Daugherty	Smith
31	30	41	42	30
Reid	Lynch	Montross	Williams	Stackhouse
34	34	00	21	42
Wallace	Carter	Haywood	Forte	Felton
30	15	00	40	2
May	McCants	Lawson	Ellington	Zeller
42	32	5	22	44
Barnes	Paige	Johnson	Jackson	Berry II
40	5	11	44	2

#### CRITERIA FOR RETIRED AND HONORED JERSEYS

**Retired:** National Player of the Year (Associated Press, NABC, USBWA, The Sporting News, Wooden Award or Naismith Award)

**Honored:** first- or second-team All-America (by a team that the NCAA uses to determine consensus All-America honors, currently the Associated Press, NABC, USBWA and The Sporting News); ACC Player of the Year; Most Valuable Player of NCAA Tournament winning team; Most Outstanding Player of the NCAA Final Four; Olympic gold medalist



#### #40 HARRISON BARNES (2010-11)

Ames, Iowa

Honored: Second-team All-America

Scored 1,228 points, an average of 16.4 per game • Earned second-team All-America honors in 2012 by the NABC • Led the Tar Heels in scoring in each of his two seasons • 2011 ACC Rookie of the Year • Earned second-team All-ACC honors as a freshman and first-team honors in 2012 • NCAA East Regional selection in 2011 after scoring 20-plus points in each of his first three NCAA Tournament games • Set ACC Tournament scoring record with 40 points against Clemson in 2011 semifinals • Tied the fifth-highest scoring output in ACC Tournament history • Scored 20 or more points 21 times in his career • Starting small forward in the 2015 and 2016 NBA Finals for the Golden State Warriors • Won NBA title in 2015 and a gold medal with Team USA in the 2016 Olympics • Ninth year in the NBA, third with Sacramento.



#### #2 JOEL BERRY II (2014-18)

Apopka, Fla.

Honored: Final Four Most Outstanding Player

The 2017 Final Four Most Outstanding Player • One of seven players to score 20 or more points in consecutive national championship games (first since UCLA's Bill Walton in 1972-73) • The only Tar Heel to earn All-Final Four honors in two seasons (2016 and 2017) • One of six Tar Heels to start in two national championship games • Played in 14 NCAA Tournament wins, tied for second in school history • Played in 10 ACC Tournament victories (tied for the most by a Tar Heel with Eric Montross and Derrick Phelps, who played from 1990-94) • One of four Tar Heels with 1,800 points (1,813) and 400 assists (451) with Phil Ford, Walter Davis and Marcus Paige and one of two (with Davis) with 1,800 points, 400 rebounds (405) and 400 assists • One of three (with Ford and Paige) in the top 15 in UNC history in both points and assists • Finished his career 13th in UNC history in scoring and assists • Made 266 3FGs (.366) and shot 83.3 percent from the FT line (tied for the eighth highest in UNC history) • Second in 3FGs behind Marcus Paige • Scored 22 points in the 2017 national championship game vs. Gonzaga and 20 in the 2016 national championship game vs. Villanova • Won MVP honors at the 2016 ACC Tournament after averaging 17.0 points and scoring 19 points in the championship game vs. Virginia • Third-team All-America and first-team All-ACC in 2018 • Two-time Cousy Award finalist • Finalist for the 2018 James A. Sullivan Award as the nation's top amateur athlete • Won the Patterson Medal in 2018 as Carolina's top male athlete.



#### #35 PETE BRENNAN (1955-58)

Brooklyn, N.Y.

Honored: First-team All-America, ACC Player of the Year

Scored 1,334 points and had 854 rebounds • Averaged 16.5 points, 10.5 rebounds and is one of seven Tar Heels to average a career double-double • Extended the 1957 national semifinal against Michigan State with a game-tying shot with four seconds left in the first overtime • First-team All-America and ACC Player of the Year in 1957-58 after leading UNC in scoring at 21.3 a game.





#### #11 LARRY BROWN (1960-63)

Long Beach, N.Y.  
Honored: Olympic gold medalist

First Tar Heel basketball player to play in the Olympics (1964 gold medalist in Tokyo) • Was leading scorer (16.5) in Dean Smith's first season as head coach • Earned All-ACC honors in 1962-63 as top assist man for Billy Cunningham • Assistant coach under Smith at Carolina from 1965-67 • Won an NCAA title as head coach at Kansas in 1988 and an NBA title with the Detroit Pistons in 2004

• Naismith Basketball Hall of Fame in 2003 • NBA head coach for nine teams.



#### CARTWRIGHT CARMICHAEL (1921-24)

Durham, N.C.  
Honored: First-team All-America

The first Tar Heel to earn first-team All-America honors in any sport • Three-time All-Southern Conference selection and All-America in 1923 and 1924 • Led Carolina to a 56-7 record, two league titles and two league post-season championships • The 1924 team went 26-0 and was named national champions by the Helms Foundation.



#### #15 VINCE CARTER (1995-98)

Daytona Beach, Fla.  
Honored: First-team All-America, Olympic Gold Medalist

First-team All-America selection in 1997-98 • Helped lead Carolina to ACC championships and Final Four appearances in 1997 and 1998 • One of the most spectacular dunkers in basketball history • First-team All-ACC as a junior after averaging 15.6 points and 5.1 rebounds per game and shooting an ACC-leading 59.1 percent from the field • Entered the NBA Draft after his junior season and

was the fifth pick in the first round • Won NBA Rookie of the Year honors in 1999 and a gold medal with the U.S. Olympic Team in Sydney in 2000 • Retired from the NBA after 2019-20, his 22nd season in the NBA, the most in NBA history • Finished his career third in NBA history in games (behind Robert Parish and Kareem Abdul-Jabbar), sixth in three-pointers (2,290) and 19th in scoring with 25,728 points.



#### #31 BILL CHAMBERLAIN (1969-72)

New York, N.Y.  
Honored: Second-team All-America

Earned MVP honors in the 1971 NIT after scoring a career-high 34 points in the title game against Georgia Tech • Hit 13 of 18 shots from the field in the championship game and had 10 rebounds • Scored 24 points and held Massachusetts star Julius Erving to 13 in the NIT first round • Second-team All-America in 1972.



#### JACK COBB (1923-26)

Durham, N.C.  
Retired: National Player of the Year

UNC's first three-time All-America • Teamed with Cartwright Carmichael in 1924 to lead the Tar Heels to their first national championship • Named National Player of the Year in 1926 • Averaged 15 points per game in an era when the team averaged only 35 points per contest • Three-time all-conference selection • Led Carolina to three straight Southern Conference tournament and regular-season championships • Member of the Helms Hall of Fame and North Carolina Sports Hall of Fame.



#### #32 BILLY CUNNINGHAM (1962-65)

Brooklyn, N.Y.  
Honored: First-team All-America

Kangaroo Kid led the ACC in rebounding three times • ACC Player of the Year in 1965 and a three-time All-ACC selection • USBWA All-America in 1964 and 1965 • Led the ACC in scoring in 1964 (26.0) and 1965 (25.4) • Averaged 24.8 points and 15.4 rebounds per game in his career • UNC record 60 career double-doubles, including an NCAA record 40 in a row (since broken) • Academic All-America • NBA Rookie of the Year with Philadelphia • Played on a world championship team with the 76ers in 1967 and coached Philadelphia to the NBA title in 1983 • Inducted into the Naismith Basketball Hall of Fame in 1985 and was named one of the NBA's 50 greatest players of all time.



#### #42 BRAD DAUGHERTY (1982-86)

Black Mountain, N.C.  
Honored: First-team All-America

Set record (since broken) as Carolina's all-time leader in career field goal percentage at .620 • Consensus second-team All-America in 1986 • Was a USBWA first-team All-America that year • Scored 1,912 points and grabbed 1,003 rebounds • Currently top 10 at UNC in field goal shooting, rebounding and points • Led UNC to 111-26 record • Led the ACC in scoring and rebounding in 1986 • Two-time All-ACC selection and finalist for the Wooden Award in 1986 • Was the first pick overall in the 1986 NBA Draft • Averaged 19.0 points in eight NBA seasons, was a five-time all-star and had his number retired by the Cleveland Cavaliers • TV analyst who has done broadcast work in NBA and college basketball and NASCAR.



#### #24 WALTER DAVIS (1973-77)

Pineville, N.C.  
Honored: Olympic Gold medalist

Olympic gold medalist in 1976 • Scored 1,863 points, grabbed 670 rebounds and had 409 assists as a Tar Heel • Banked in a 25-footer at buzzer to cap famous 17-second comeback against Duke in 1974 • Scored 31 points in 1975 ACC quarterfinal against Wake Forest, then held NC State star David Thompson to 7 of 21 shooting in championship game • NBA Rookie of the Year with Phoenix in 1978 • Five-time NBA All-Star • Phoenix Suns retired his No. 6.



#### #13 JOHN "HOOK" DILLON (1945-48)

Savannah, Ga.  
Honored: First-team All-America

Earned All-America honors in 1946 and 1947 and was the leading scorer on the 1946 squad, Carolina's first Final Four team • Had great performances in the 1946 NCAA Tournament in Madison Square Garden, scoring 16 points against NYU, 15 versus Ohio State and 16 in the finals against Oklahoma A&M • Played for the Tar Heels from 1945 through 1948 after playing three years in the Savannah (Ga.) Ice Delivery city league and Benedictine Military Academy.



#### #22 WAYNE ELLINGTON (2006-09)

Wynnewood, Pa.  
Honored: Most Outstanding Player of the Final Four

Most Outstanding Player of the 2009 Final Four • Scored 17 first-half points in championship game win over Michigan State, helping the Tar Heels sprint to a 55-34 lead • Made five three-pointers, scored 20 points and grabbed nine rebounds against Villanova in the semifinals • Set Final Four record for highest three-point percentage as he made 8 of 10 threes (80 percent) • Is 20th in UNC scoring with 1,694 points, an average of 14.7 per game • Made 229 three-pointers, now the third-most in UNC history • Earned All-ACC Tournament honors in three seasons (first team in 2007 & 2008, second team in 2009) • Carolina was 52-0 in his career when he shot 50 percent or better from the floor • Averaged 19.2 points and 5.7 rebounds

in the 2009 NCAA Tournament, shooting 55.0 percent from the floor (44 of 80) and 17 of 32 from three-point range (.531) • First round pick by the Minnesota Timberwolves in the 2009 NBA Draft • In his 12th year in the NBA • Free agent as of Nov. 21, 2020.



## **#2 RAYMOND FELTON (2002-05)**

**Latta, S.C.**

**Honored: MVP of NCAA champions**

Won the 2005 Bob Cousy Award as the nation's top point guard • Voted by his teammates as co-MVP of 2005 Tar Heels • First-team All-ACC and All-Final Four in 2005 in leading the Tar Heels to the NCAA title • Scored 1,260 points and had 697 assists • Led the ACC in assists in 2004 and 2005 in three-point accuracy (44.0 percent) as a junior • Tied NIT record with 17 assists against Wyoming in 2003 • Late three-pointer then last-minute steal and free throws helped beat No. 1 ranked Illinois in 2005 NCAA final • Was MVP of the 2004 Maui Invitational • Started 92 consecutive games • First Tar Heel to have 1,000 points, 600 assists, 300 rebounds, 100 steals and 100 three-pointers • First round pick in 2005 by Charlotte • Played 14 seasons in the NBA • Scored 10,853 points and had 5,096 assists in the NBA, the second most assists by a Tar Heel behind only Michael Jordan.

ming in 2003 • Late three-pointer then last-minute steal and free throws helped beat No. 1 ranked Illinois in 2005 NCAA final • Was MVP of the 2004 Maui Invitational • Started 92 consecutive games • First Tar Heel to have 1,000 points, 600 assists, 300 rebounds, 100 steals and 100 three-pointers • First round pick in 2005 by Charlotte • Played 14 seasons in the NBA • Scored 10,853 points and had 5,096 assists in the NBA, the second most assists by a Tar Heel behind only Michael Jordan.



## **#12 PHIL FORD (1974-78)**

**Rocky Mount, N.C.**

**Retired: National Player of the Year, First-Team All-America, ACC Player of the Year, Olympic Gold Medalist**

Named one of the ACC's Top 10 Male Athletes in history • Held Carolina career scoring mark for 31 years with 2,290 points and is currently third in assists with 753 • Directed the famed Four Corners • Averaged 18.6 points and 6.1 assists • First-team All-America in 1976, 1977 and 1978, ACC Male Athlete of the Year in 1977 and 1978 • Directed Carolina to three straight first-place ACC regular-season finishes, ACC Tournament titles in 1975 and 1977 and NCAA championship game in 1977 • National Player of the Year in 1978 by the Wooden Award, USBWA, NABC and Sporting News • Olympic gold medalist in 1976 • ACC Tournament Most Valuable Player in 1975 when he led UNC to the title as a freshman • Scored career-high 34 points against Duke in his last game at Carmichael Auditorium • Led UNC to a 99-24 record • NBA Rookie of the Year in 1979 with the Kansas City Kings • Spent 12 years (1988-2000) as a Tar Heel assistant coach, leading UNC to six Final Fours • Inducted into the NABC College Basketball Hall of Fame in 2012.

1978 • ACC Player of the Year in 1978 • Directed Carolina to three straight first-place ACC regular-season finishes, ACC Tournament titles in 1975 and 1977 and NCAA championship game in 1977 • National Player of the Year in 1978 by the Wooden Award, USBWA, NABC and Sporting News • Olympic gold medalist in 1976 • ACC Tournament Most Valuable Player in 1975 when he led UNC to the title as a freshman • Scored career-high 34 points against Duke in his last game at Carmichael Auditorium • Led UNC to a 99-24 record • NBA Rookie of the Year in 1979 with the Kansas City Kings • Spent 12 years (1988-2000) as a Tar Heel assistant coach, leading UNC to six Final Fours • Inducted into the NABC College Basketball Hall of Fame in 2012.



## **#40 JOSEPH FORTE (1999-2001)**

**Greenbelt, Md.**

**Honored: ACC Player of the Year, First-team All-America**

Co-ACC Player of the Year and consensus first-team All-America in 2001 • MVP of the NCAA South Regional as a freshman • ACC Rookie of the Year in 2000 after setting UNC freshman scoring record (16.7) • Averaged 20.9 points as a sophomore as he led UNC to a share of the ACC regular-season title • Set Tar Heel rebounding record for guards with 16 in win at Duke in 2001 • Scored 28 points against Tulsa in 2000 regional final and a career-high 38 against the Hurricanes a year later in Chapel Hill.

points against Tulsa in 2000 regional final and a career-high 38 against the Hurricanes a year later in Chapel Hill.



## **#20 GEORGE GLAMACK (1938-41)**

**Johnstown, Pa.**

**Retired: National Player of the Year, First-team All-America**

Shot the ball according to the lines painted on the court due to poor eyesight and was nicknamed "The Blind Bomber" • In 1940 and 1941, he was named All-Southern Conference, All-America and National Player of the Year • Accurate hook shot with either hand • Led Carolina to 1940 Southern Conference championship • Averaged 20.6 points and led the 1941 team to the SoCon regular-season title and first appearance in the NCAA Tournament • Played five professional seasons.

season title and first appearance in the NCAA Tournament • Played five professional seasons.

## **#50 TYLER HANSBROUGH (2005-09)**

**Poplar Bluff, Mo.**

**Retired: National Player of the Year, First-Team All-America, ACC Player of the Year, MVP of NCAA champions**



Earned first-team All-America and first-team All-ACC honors in each of his four seasons, the only player in ACC history to accomplish those feats • First in ACC and now 13th in NCAA history with 2,872 points • Carolina's all-time leading scorer in NCAA Tournament play with 325 points, fourth-most in NCAA history behind only Christian Laettner, Elvin Hayes and Danny Manning • Holds NCAA career record for made free throws (982) and is second in free throw attempts (1,241) • The 2008 National Player of the Year, ACC Player of the Year, ACC Male Athlete of the Year, ACC Tournament MVP, NCAA East Regional Player of the Year • Consensus first-team All-America in 2007, 2008 and 2009, the 14th three-time consensus All-America since 1945 and the first since 1985 • Only player in ACC history to lead his school in scoring and rebounding for four seasons • Became the 13th player in ACC history and the first Tar Heel to earn first-team All-ACC Tournament honors three times • Third Tar Heel to earn a spot on All-NCAA Regional Team in three seasons • Set the ACC record for career 20-point games with 79 • Set the ACC record for career double-figure games with 133 • Broke Sam Perkins' UNC rebounding record (finished with 1,219) • Averaged 20.2 points, the sixth-highest average in UNC history • Helped Carolina achieve a 120-22 record, including 50-14 in ACC regular-season play, 8-2 in ACC Tournament action and 14-3 in the NCAA Tournament • Three consecutive No. 1 seeds in the NCAA Tournament (and a No. 3 in 2006), two Final Fours (2008, 2009) and the 2009 NCAA title • Three consecutive ACC regular-season championships • Won all four games at Duke • First round pick by the Indiana Pacers in the 2009 NBA Draft • Played seven seasons in the NBA.

Christian Laettner, Elvin Hayes and Danny Manning • Holds NCAA career record for made free throws (982) and is second in free throw attempts (1,241) • The 2008 National Player of the Year, ACC Player of the Year, ACC Male Athlete of the Year, ACC Tournament MVP, NCAA East Regional Player of the Year • Consensus first-team All-America in 2007, 2008 and 2009, the 14th three-time consensus All-America since 1945 and the first since 1985 • Only player in ACC history to lead his school in scoring and rebounding for four seasons • Became the 13th player in ACC history and the first Tar Heel to earn first-team All-ACC Tournament honors three times • Third Tar Heel to earn a spot on All-NCAA Regional Team in three seasons • Set the ACC record for career 20-point games with 79 • Set the ACC record for career double-figure games with 133 • Broke Sam Perkins' UNC rebounding record (finished with 1,219) • Averaged 20.2 points, the sixth-highest average in UNC history • Helped Carolina achieve a 120-22 record, including 50-14 in ACC regular-season play, 8-2 in ACC Tournament action and 14-3 in the NCAA Tournament • Three consecutive No. 1 seeds in the NCAA Tournament (and a No. 3 in 2006), two Final Fours (2008, 2009) and the 2009 NCAA title • Three consecutive ACC regular-season championships • Won all four games at Duke • First round pick by the Indiana Pacers in the 2009 NBA Draft • Played seven seasons in the NBA.



## **#00 BRENDAN HAYWOOD (1997-2001)**

**Greensboro, N.C.**

**Honored: Second-team All-America**

ACC's career field goal percentage leader at 63.7 percent • Is ninth in ACC history with 304 blocked shots, a UNC record • Second-team All-America by The Sporting News in 2001 • Set single-season UNC blocked shot record with 120 as a senior • Registered triple-double against Miami with 18 points, 14 rebounds and 10 blocks • Led the nation in field goal percentage (.697) in 2000 • Scored 28 points and had 15 rebounds in win over Missouri in 2000 NCAA first round • Had 20 points and 12 rebounds vs. Florida in 2000 Final Four • Played 13 seasons in the NBA • Won NBA title with the Dallas Mavericks in 2011 • An NBA basketball analyst with NBA Radio and Turner Sports.

Scored 28 points and had 15 rebounds in win over Missouri in 2000 NCAA first round • Had 20 points and 12 rebounds vs. Florida in 2000 Final Four • Played 13 seasons in the NBA • Won NBA title with the Dallas Mavericks in 2011 • An NBA basketball analyst with NBA Radio and Turner Sports.



## **#44 JUSTIN JACKSON (2014-17)**

**Tomball, Texas**

**Honored: ACC Player of the Year, First-team All-America**

One of three Tar Heels (with Lennie Rosenbluth and Ty Lawson) to win ACC Player-of-the-Year honors and an NCAA championship in the same year • Led UNC to 2017 national title • Consensus first-team All-America in 2017 • Averaged a team-high 18.3 points and broke UNC single-season record with 105 three-point field goals • Second in UNC history with 239 points in NCAA Tournament play • Joined Rick Fox as only Tar Heels with 1,600 career points and 150 three-pointers, 400 rebounds and 300 assists • Started 114 of 118 games • Finished his career tied for 23rd in UNC scoring with 1,626 points and 14th in three-pointers with 168 • Led Carolina in scoring in the 2017 Final Four with 38 points (22 in national semifinals vs. Oregon) • Drafted 15th in the first round in 2017 by Portland (traded that night to Sacramento) • In his fourth year in the league, first with Oklahoma City.





### #33 ANTAWN JAMISON (1995-98)

Charlotte, N.C.

**Retired: National Player of the Year, ACC Player of the Year, First-team All-America**

Unanimous National Player of the Year in 1998 • Second Tar Heel and third player in ACC history to be named ACC Player of the Year, ACC Tournament MVP, NCAA Regional MVP and National Player of the Year in the same season • Scored 822 points, the second-highest figure in UNC history, and grabbed a single-season UNC-record 389 rebounds that year • Averaged 22.2 points and 10.5 rebounds, the first double-double by a Tar Heel since Mitch Kupchak in 1976 • ACC Male Athlete of the Year • First player in ACC history to earn first-team All-ACC honors as a freshman, sophomore and junior • Led UNC to ACC Tournament titles and Final Fours in 1997 and 1998 • First freshman to ever lead the ACC in field goal percentage • Had 20 rebounds at Virginia as a freshman • Averaged 30.3 points and 12.0 rebounds in three home wins over Duke • Overcame a leg injury to tally 22 points and 18 rebounds in 1998 ACC final versus Duke • Now seventh at UNC in career rebounds with 1,027 and eighth in scoring with 1,974 points • Played in the NBA All-Star Game in 2005 and 2008 • Played 16 seasons in the NBA • Scored 20,042 career points • One of 44 players in NBA history to score 20,000 points • Rejoined the Washington Wizards in 2019 as Director of Pro Personnel.



### #11 BRICE JOHNSON (2012-16)

Orangeburg, S.C.

**Honored: First-team All-America**

Consensus first-team All-America in 2016, earning first-team honors from the AP, NABC and USBWA as well as SI, ESPN and the Wooden team • Unanimous first-team All-ACC as a senior • Led UNC to 33 wins, ACC regular-season and Tournament titles, NCAA East Regional championship and a berth in the NCAA finals • Set UNC single-season records with 416 rebounds and 23 double-doubles • Averaged 17.0 points and 10.4 rebounds and led the ACC in field goal percentage at .614 • Winner of KenPom.com's National Player of the Year • Earned All-Tournament honors at ACC, NCAA Regional and Final Four • Had 25 points and 12 rebounds in NCAA regional final vs. Notre Dame • First Tar Heel with three consecutive 20-point/10-rebound games in NCAA Tournament play • Set UNC post-season record with eight blocked shots vs. Florida Gulf Coast in 2016 first round • Established himself as a top player with a 39-point, 23-rebound game at Florida State • Finished his career with 1,716 points and 1,035 rebounds • Is now sixth at UNC in career rebounds and 18th in scoring • He and Sam Perkins are the only Tar Heels with 1,700 points, 1,000 rebounds, 150 blocks, 100 assists and 100 steals • First round draft pick in 2016 by the L.A. Clippers.



### #34 BOBBY JONES (1971-74)

Charlotte, N.C.

**Honored: First-team All-America**

Inducted in the Naismith Memorial Basketball Hall of Fame in 2019 • Shot 66.8 percent from the floor in 1972, still the ACC single-season record, and one of three seasons in which he led the ACC • Averaged 15.0 points, 10.5 rebounds and 4.0 assists as a junior • In 1974 game at Duke, he stole an inbounds pass and dribbled the length of the floor for a lay-up at the buzzer to give Carolina a 73-71 victory • In the rematch, Jones scored four points in Tar Heel rally from eight points down with 17 seconds left in regulation • Scored 24 points as UNC won in overtime, 96-92 • Member of U.S. Olympic Team that won controversial silver medal in the 1972 Munich Games after his sophomore year • Earned first-team All-America honors from USBWA as a senior • One of best defensive players in NBA history • Earned All-Defensive First Team honors eight consecutive years • Won the NBA Sixth Man Award in 1983 and was a member of the world champion Philadelphia 76ers in 1983.



### #8 JIM JORDAN (1944-46)

Chester, W. Va.

**Honored: Second-team All-America**

The U.S. Navy transferred him from Mt. St. Mary's College to the ROTC unit at UNC • Helped UNC post a 22-6 record and was the only unanimous selection to the All-Southern Conference team in 1945 • Was standout for 1946 team that posted a 30-5 record and reached the NCAA finals before losing to Oklahoma A&M • A second-team All-America in 1945.



### #23 MICHAEL JORDAN (1981-84)

Wilmington, N.C.

**Retired: National Player of the Year, ACC Player of the Year, First-team All-America, Olympic Gold Medalist**

Selected ESPN's Greatest Athlete of the 20th Century • Enshrined in the Naismith Basketball Hall of Fame in 2009 • ACC's No. 1 Male Athlete in the league's first 50 years • Consensus All-America in 1983 and 1984 • Sporting News National Player of the Year as a sophomore and unanimous selection in 1984 • Hit game-winning jump shot to beat Georgetown for 1982 NCAA title • Averaged 17.7 points and 5.0 rebounds as a Tar Heel • Led the ACC in scoring in 1984 with 19.4 points per game • Won gold medals in the 1984 and 1992 Olympics • Leading U.S. scorer in 1983 Pan American Games and 1984 Olympics • ACC Rookie of the Year in 1982, Player and Male Athlete of the Year in 1984 • Steal and dunk against Virginia in 1983 is one of the most memorable plays in Carolina history • Capped a 16-point second-half comeback with the slam dunk • Third overall selection by the Chicago Bulls in 1984 Draft • Led Bulls to six NBA championships • Five-time MVP (1988, 1991, 1992, 1996, 1998) • Ten-time All-NBA selection, nine-year all-defensive team, six-time NBA Finals MVP, three-time All-Star game MVP, led NBA in scoring a record 10 times • Owner of the NBA's Charlotte Hornets.



### #40 TOMMY KEARNS (1955-58)

Bergenfield, N.J.

**Honored: Second-team All-America**

Carolina's third-leading scorer (12.8) and assist leader on undefeated 1957 NCAA champions • Scored 29 points in double overtime win at Maryland and hit winning free throws with 11 seconds to play in 75-73 win over Duke to preserve the perfect record • Jumped center (despite being 5-11) against 7-footer Wilt Chamberlain in 1957 NCAA final vs. Kansas • First-team All-ACC guard in 1957 and 1958 and a second-team Converse All-America in 1957.



### #21 MITCH KUPCHAK (1972-76)

Brentwood, N.Y.

**Honored: ACC Player of the Year, First-team All-America, Olympic Gold Medalist**

First to play at Carolina after freshman eligibility rule went into effect • Averaged double-doubles in points and rebounds in 1975 and 1976 • Now eighth in UNC history in rebounds with 1,006 • Two-time All-ACC selection as a junior and senior • ACC Player of the Year and All-America in 1976 • Starting center on the gold medal winning 1976 U.S. Olympic Team • Played on three NBA championship teams with the Washington Bullets and Los Angeles Lakers • Won six NBA titles as an executive with the L.A. Lakers • Currently the general manager of the Charlotte Hornets.





#### #45 TOMMY LAGARDE (1973-77)

Detroit, Mich.

Honored: Olympic Gold Medalist, Second-team All-America

Won a gold medal on the 1976 U.S. Olympic Team • Named second-team All-America in 1977, despite missing final third of season after injuring his knee at Maryland • Averaged 15.1 points and 7.4 rebounds that year • Led the ACC in 1976 in field goal percentage at 61.2 percent and was second in free throw percentage at 80.9 • One of two Tar Heels to shoot 60 percent from the floor and 80 percent from the free throw in the same season • Is 12th at UNC in field goal percentage at 58.3 percent • Two-time Academic All-America • Played six seasons in the NBA and was a member of the 1978-79 NBA champion Seattle SuperSonics.



#### #22 YORK LARESE (1958-61)

New York, N.Y.

Honored: Second-team All-America

Three-time All-ACC selection from 1959-61 and a second-team All-America as a senior • Led the ACC in foul shooting in 1960 at 86.8 percent, including a 21 for 21 effort against Duke, which stands today as the ACC record • Shot 86.8 percent from the free throw line in 1959-60 which was the single-season UNC record for 25 years and is still the sixth-best by a Tar Heel • Scored 1,287 points

as a Tar Heel.



#### #5 TY LAWSON (2006-09)

Clinton, Md.

Honored: First-team All-America, MVP of NCAA champions, ACC Player of the Year

The 2009 ACC Player of the Year, MVP of the NCAA South Regional and a Final Four All-Tournament Team selection • Won the 2009 Bob Cousy Award as the best point guard in the country • First point guard to win ACC Player of the Year honors in 31 years • One of three Tar

Heels (with Lennie Rosenbluth and Justin Jackson) to win ACC Player of the Year honors and an NCAA title in the same season • First-team All-America by the NABC, Wooden, Sports Illustrated • Career assist-error ratio of 2.78 is sixth in ACC history • Averaged a team-high 20.8 points with 34 assists, seven turnovers and 16 steals in the 2009 NCAA Tournament • Set Final Four records for most free throws made with 25 and attempts with 35 • Led all players on both teams with 21 points and eight steals (set championship game record) and added six assists and one turnover in the NCAA championship game win over Michigan State • Had seven steals in the first half as UNC shot 52.9 percent from the floor and built a 55-34 lead (most points ever in first half of an NCAA final) • Led the ACC in assists (230, 6.6 per), assist-error and steals (75) • First point guard to ever lead UNC in field goal percentage • Had 230 assists and only 66 turnovers in 2009, an assist-error ratio of 3.49 that set the ACC record and is now third • MVP at the 2008 Maui Invitational • First round pick in 2009 NBA Draft by Denver • Played in the NBA for nine seasons.



#### #22 BOBBY LEWIS (1964-67)

Washington, D.C.

Honored: First-team All-America

Averaged 27.4 points in 1966, the second-highest single-season figure in UNC history • Is 12th in scoring at UNC with 1,836 points, one spot ahead of Michael Jordan, who also played three seasons • Scored 49 points against Florida State on Dec. 16, 1965, most ever by a Tar Heel • Holds UNC record with five consecutive 30-point games • MVP of the 1967 NCAA East Regional

after scoring 31 points against Boston College in the championship game • An All-America and All-ACC selection in 1966 and 1967 • Senior co-captain of Dean Smith's first ACC championship and Final Four team in 1967.



#### #34 GEORGE LYNCH (1989-93)

Roanoke, Va.

Honored: MVP of NCAA champions

UNC's MVP of the 1993 NCAA champions • One of only two players in ACC history to compile 1,500 points, 1,000 rebounds, 200 steals and 200 assists • Currently ranks second at Carolina in steals (241) and third in rebounds (1,097) • His dunk gave Carolina the lead for good after stealing a cross-court pass in a memorable comeback win over Florida State in 1993 home win • Had double-doubles in points and rebounds in each of Carolina's last four games during the 1993 title run, averaging 17.5 points and 11.0 rebounds in wins over Arkansas, Cincinnati, Kansas and Michigan • Most Outstanding Player of the 1993 NCAA East Regional and a member of the Final Four All-Tournament team • First-team All-ACC in 1993 • Played 12 seasons in the NBA, mostly with the Lakers and 76ers • Head coach at Clark Atlanta University.



#### #42 SEAN MAY (2002-05)

Bloomington, Ind.

Honored: First-team All-America, MVP of NCAA champions, Most Outstanding Player of the Final Four

Averaged 22.3 points and 10.7 rebounds in 2005 NCAA Tournament and was named MVP of the Final Four • Had 26 points and 10 rebounds in NCAA final vs. No. 1 Illinois • Had 29 points and 12 rebounds in regional final vs. Wisconsin and was MVP of the East Regional • Sports Illustrated's National Player of the Year in 2005 • First-team All-ACC and All-America (ESPN) and consensus second-team All-America • Averaged 17.5 points and 10.7 rebounds as a junior and 15.8 points and 10.0 rebounds in his career • One of seven Tar Heels to average a career double-double • Had 26 points and 24 rebounds against Duke in last home game, a 75-73 win that clinched ACC title • Set a UNC single-season record in 2005 with 397 boards • First round pick by Charlotte in 2005 • In his sixth year on Roy Williams' staff at Carolina, his fourth as director of basketball operations.



#### #35 ROBERT MCADOO (1971-72)

Greensboro, N.C.

Honored: First-team All-America

Member of the Naismith Hall of Fame • Transfer from Vincennes Junior College who helped Carolina to a 26-5 record in 1971-72 • The Tar Heels won the ACC regular-season and tournament titles and advanced to the Final Four • Led UNC in scoring (19.5) and rebounding (10.1) • All-ACC, ACC Tournament MVP and all-tournament selection in the NCAA East Regional and Final Four • First UNC player to enter the NBA Draft with college eligibility remaining • NBA Rookie of the Year for the Buffalo Braves in 1973 and the MVP in 1975 • Five-time NBA All-Star and NBA champion with the Lakers in 1982 and 1985 • Won three NBA championships with the Miami Heat as an assistant coach • His son, Ryan, transferred to UNC from Florida Gulf Coast and is a junior on the basketball team.



#### #32 RASHAD MCCANTS (2002-05)

Asheville, N.C.

Honored: Second-team All-America

Second-team All-America by Sports Illustrated and Basketball Times as a sophomore in 2004 when he led the ACC in scoring (20.0) • Earned first-team All-ACC honors in 2004 and third-team honors in 2005 • Averaged 16.0 points and led UNC with 71 three-pointers on the 2005 NCAA title team • Scored 14 first-half points in NCAA final vs. Illinois • Earned NCAA All-Syracuse Regional and Final Four honors • Scored 28 points in his freshman debut and broke UNC freshman scoring record with 17.0 points per game • MVP of 2002 Preseason NIT • Made 221 three-pointers and scored 1,721 points • Averaged 10 points in four NBA seasons.



#### #44 LARRY MILLER (1965-68)

Catasauqua, Pa.

Honored: First-team All-America, ACC Player of the Year

Earned first-team All-America, ACC Player of the Year and ACC Tournament MVP honors in 1967 and 1968 • Consensus first-team All-America in 1968 on one of the greatest five-man teams ever (with Lew Alcindor, Elvin Hayes, Pete Maravich and Wes Unseld) • A second-team consensus All-America in 1967 • One of three players in ACC history to win ACC Player of the Year and Tournament MVP honors in consecutive seasons • One of only four to win ACC Tournament MVP honors twice • The only Tar Heel to win ACC Player of the Year honors twice • Standout on Dean Smith's first two ACC championship and Final Four teams • ACC Male Athlete of the Year in 1968 • Scored in double figures a school-record 64 consecutive games • Still seventh at UNC in scoring with 1,982 points and fifth in scoring average at 21.8 per game • One of only three Tar Heels to average 20 points a game in three seasons • Averaged 20.9 points and 10.3 rebounds in 1965-66, 21.9 points and 9.3 rebounds in 1966-67 and 22.4 points and 8.1 rebounds in 1967-68 • Scored 30 or more points 11 times with a high of 38 at Virginia in 1967 • Grabbed 834 rebounds as one of the top rebounding small forwards to play for the Tar Heels • Scored 32 points on 13 of 14 shooting from the floor in an 82-73 victory over Duke in the 1967 ACC Tournament championship game • Led Carolina to an overall record of 70-21, including 32-10 in ACC regular-season play (54-10 overall, 24-4 in ACC play his last two seasons • UNC finished his junior season ranked No. 4 in the nation by the AP and No. 3 by the coaches and his senior year No. 4 in both polls • Those were Carolina's first-ever consecutive seasons in the Top 10 • Played seven seasons in the ABA and set the league's all-time single-game record with 67 points.



#### #35 DOUG MOE (1958-61)

Brooklyn, N.Y.

Honored: First-team All-America

Two-time All-ACC selection and a first-team USBWA All-America as a senior in 1961 • Averaged 20.4 points and 14.0 rebounds as a senior and 10.6 rebounds in his career • Billy Cunningham is the only Tar Heel to average more rebounds in a season or career • MVP of the 1960 Dixie Classic, with 22 points and 18 rebounds in the semifinal versus Villanova and a stifling defensive effort against Duke's Art Heyman in the final • Played professionally in Italy and twice was European Player of the Year • Three-time all-star in the ABA • Head coach for 15 seasons with the San Antonio Spurs, Denver Nuggets and Philadelphia 76ers • Won 628 games as an NBA head coach • NBA Coach of the Year (Denver) in 1988.



#### #00 ERIC MONTROSS (1990-94)

Indianapolis, Ind.

Honored: First-team All-America

Two-time second-team All-America selection and member of the 1994 John Wooden All-America team • Averaged 15.8 points and 7.6 rebounds as starting center for the 1993 NCAA champions • Scored 23 points in national semifinals vs. Kansas and 16 against Michigan in championship game in 1993 Final Four • First-team All-ACC selection as a junior • Named to all-tournament teams at the ACC Tournament, NCAA East Regional and Final Four in 1993 • Career totals include 1,627 points, 941 rebounds and 169 blocked shots • Played nine seasons in the NBA after being selected in the first round by the Boston Celtics • Works for the Rams Club and is in his 15th season as analyst on the Tar Heel Sports Network.



#### #31 MIKE O'KOREN (1976-80)

Jersey City, N.J.

Honored: First-team All-America

First-team All-America in 1978, 1979 and 1980 • Led the ACC and was second nationally in field goal shooting as a sophomore • Earned first-team All-ACC honors in 1978 and 1980 • Scored 21 points in the 1977 ACC Tournament final against Virginia to lead the Tar Heels to a 75-69 victory • Scored a career-high 31 against UNLV in the 1977 Final Four • Had 17 points, 20 rebounds, seven assists and four steals while holding Gene Banks scoreless in the second half of 74-68 victory over Duke on Jan. 13, 1979 • Co-captain of 1979 U.S. Pan American Games team which captured the gold medal • Averaged 15.1 points and 7.0 rebounds as a Tar Heel • Played eight seasons in the NBA with the New Jersey Nets and Washington Bullets.



#### #5 MARCUS PAIGE (2012-16)

Marion, Iowa

Honored: Second-team All-America

Carolina's all-time three-point field goal leader in career three-pointers (299), attempts (798), single-season and career threes in NCAA Tournament play (20 in 2016, 39 career) and consecutive games making a three (41) • Only player in NCAA Tournament history with multiple three-pointers in all 13 career games • Three-pointer with 4.7 seconds to play against Villanova in the 2016 NCAA championship game is one of the most memorable shots in Final Four and Carolina basketball history • First-team All-ACC and Sporting News second-team All-America in 2014 • Scored 35 points in overtime win at NC State and had 31 in win over Louisville as a sophomore • One of only two players in ACC history (with Duke's Jason Williams) with 1,800 points, 500 assists, 350 rebounds, 275 three-pointers and 200 steals • Finished his career 11th in UNC scoring, fourth in free throw percentage (.844), eighth in assists (602) and third in steals (203) • Shot 46 percent from three-point range in NCAA Tournament play, including 20 of 41 (.488) as a senior • Made six threes vs. Indiana in 2016 East semifinal • First Tar Heel to be team captain three times • First to win the team's defensive player of the year award four times • UNC's Most Valuable Player in 2014 and 2015 • One of three players in ACC history (with Maryland's Tom McMillen and Duke's Mike Gminski) to earn Academic All-America honors three times • ACC's top scholar-athlete in basketball in 2015 and 2016.



#### #41 SAM PERKINS (1980-84)

Latham, N.Y.

Honored: Olympic Gold medalist, First-team All-America

2018 inductee in the NABC College Basketball Hall of Fame • Finished his career as Carolina's all-time leading rebounder (1,167) and second-leading scorer (2,145) • Thirty-plus years after playing his final collegiate game he is still second in rebounds and third in scoring • Three-time first-team All-America and All-ACC selection from 1982-84 • ACC Rookie of the Year and ACC Tournament MVP in 1981 • Won three ACC regular-season championships, two ACC Tournament crowns and played in the Final Four in 1981 and 1982 • 1982 NCAA champions • All-Tournament at 1981 NCAA West Regional, 1982 NCAA East Regional and the 1982 Final Four • Averaged 15.9 points and 8.6 rebounds • Won gold medals at 1983 Pan American Games and 1984 Olympics • Outstanding 17-year NBA career in which he reached the NBA Finals with three different teams (Lakers, Sonics and Pacers) • Scored 15,324 points in the NBA.





**#34 J.R. REID (1986-89)**  
**Virginia Beach, Va.**  
**Honored: First-team All-America**

Consensus All-America in 1988 after averaging 18.0 points, 8.9 rebounds and shooting 60.7 percent from the floor • ACC Rookie of the Year in 1987 with 528 points and 268 rebounds • Scored 31 points twice as a freshman, including an NCAA Tournament game versus Notre Dame in which he went 15 for 18 from the floor • MVP of the 1989 ACC Tournament • Earned All-NCAA Tournament honors three times, still one of only three Tar Heels to accomplish that • Is sixth in career field goal percentage (.601) at Carolina • In his third season as an assistant coach at Monmouth University.



**#10 LENNIE ROSENBLUTH (1954-57)**  
**Bronx, N.Y.**  
**Retired: National Player of the Year, ACC Player of the Year, First-team All-America, MVP of NCAA champions**

Carolina's single-season (28.0 in 1956-57) and career (26.9) scoring average leader • National Player of the Year on undefeated 1957 squad, leading UNC to the national championship in a triple-overtime victory over Kansas • Held UNC career points mark (2,047) for 21 years and is now fourth • Still holds UNC record for points in a season (895 in 1956-57) and is second in free throws made and attempted in both a season and a career • Three-time All-ACC selection and ACC Player and Athlete of the Year in 1957 • Second-team All-America as a junior • One of four players (with Tyler Hansbrough, Antawn Jamison and Duke's Christian Laettner) to win ACC Player of the Year, ACC Tournament MVP, NCAA Regional MVP and National Player of the Year honors in the same season • One of three Tar Heels (with Ty Lawson and Justin Jackson) to win ACC Player of the Year honors and an NCAA title in the same season



**#33 CHARLIE SCOTT (1967-70)**  
**New York, N.Y.**  
**Honored: Olympic Gold medalist, First-team All-America**

2018 Naismith Basketball Hall of Fame inductee • Inducted into the NABC Collegiate Basketball Hall of Fame in 2015 • Key player on 1968 and 1969 ACC championship and Final Four teams • First-team All-America in 1969 and 1970 and a three-time All-ACC selection • First black scholarship athlete at Carolina • MVP of the NCAA East Regional in 1969 and co-ACC Athlete of the Year in 1970 • Sixth in scoring at Carolina with 2,007 points and tied for third in scoring average at 22.1 per game • Averaged 7.1 rebounds per game • Led ACC with 27.1 points per game as a senior, third-best ever at UNC • Scored in double figures in 52 straight games, the third-longest streak by a Tar Heel • Scored 40 points in 1969 ACC Tournament final against Duke, rallying Carolina from a nine-point halftime deficit to an 11-point victory, and was named MVP • Jump shot at the buzzer gave Carolina an 87-85 win over Davidson in NCAA East Regional final • Academic All-America • Won gold medal at 1968 Olympics in Mexico City • Played 10 seasons in ABA and NBA, winning an NBA title with Boston in 1976.



**#12 LEE SHAFFER (1957-60)**  
**Pittsburgh, Pa.**  
**Honored: First-team All-America, ACC Player of the Year**

First-team All-America and ACC Player of the Year in 1960 after leading the league in scoring at 18.2 points and grabbing 11.2 rebounds per game • Had 20 rebounds versus Notre Dame • All-ACC Tournament as junior and senior, scoring 21, 23, 11, 29 and 21 points in five tournament games over two seasons • Two-time All-Dixie Classic selection.



**#30 KENNY SMITH (1983-87)**  
**Queens, N.Y.**  
**Honored: First-team All-America**

Consensus first-team All-America and All-ACC choice in 1987 after leading UNC with 16.9 points and 209 assists • 1987 National Player of the Year by Basketball Times • Set school record (since broken) with 86 assists in NCAA Tournament play • Averaged 12.9 points and 6.0 assists as a Tar Heel • Led UNC to 14-0 ACC records and No. 1 rankings in 1984 and 1987 • Scored career-high 41 points in 1987 season at Clemson • Broke Phil Ford's UNC career assist record • Finished his career as Carolina's all-time assists (768) and steals leader (195) • Played 11 years in the NBA and won titles with Houston in 1994 and 1995 • Basketball TV analyst for Turner • Co-host of *Inside the NBA*, an Emmy Award winning studio show • His son, K.J., is a senior guard for the Tar Heels.



**#42 JERRY STACKHOUSE (1993-95)**  
**Kinston, N.C.**  
**Honored: First-team All-America**

Consensus first-team All-America in 1995 and All-ACC selection that year • Sports Illustrated's National Player of the Year in 1995 • ACC Tournament MVP as a freshman in 1994 • Averaged 19.2 points and shot 41 percent from three-point range in 1995 • Scored 25 points, 11 rebounds and four assists in UNC's 102-100 win at Duke in 1995 • Had 18 points and 12 rebounds and led No. 2 seed Carolina past No. 1 Kentucky in the 1995 Southeast Regional final • Third player selected in the 1995 NBA Draft • Played 18 seasons in the NBA, scoring 16,409 points • An NBA All-Star in 2000 and 2001 • In his second season as head coach at Vanderbilt.



**#30 RASHEED WALLACE (1993-95)**  
**Philadelphia, Pa.**  
**Honored: First-team All-America**

First-team All-America and first-team All-ACC as a sophomore in 1995 • Helped Carolina beat top-seeded Kentucky in Birmingham, Ala., to advance to the 1995 Final Four • Led the ACC in field goal percentage at 65.4 percent, the third-best mark in ACC history • Is second at Carolina and the ACC in career field goal accuracy at 63.5 percent • Scored 25 points in UNC's 102-100 win at Duke in 1995 • Fourth player selected in the 1995 NBA Draft • Played 16 seasons in the NBA, winning a title in Detroit in 2004 • A four-time NBA All-Star • Scored 16,006 points in the NBA • In his second season as head coach at Jordan High School in Durham.



**#21 DONALD WILLIAMS (1991-95)**  
**Garner, N.C.**  
**Honored: Most Outstanding Player of the Final Four**

The Most Outstanding Player of the 1993 Final Four after scoring 25 points in both the national semifinals against Kansas and the championship game against Michigan's Fab Five • No player has scored 25 points in both the national semifinal and championship game since • Made 8 of 12 shots from the floor, including five three-pointers, and clinched the win with four free throws in the final 11 seconds • Scored 109 points in the last five games of the 1993 NCAA Tournament, an average of 21.8 points per game • Set Final Four records making 10 three-pointers and by shooting 80 percent from three-point range • Made 10 of 14 threes in the Final Four, 5 of 7 in both games • Sent UNC to the Final Four by connecting on consecutive three-pointers in overtime win over Cincinnati in the East Regional final • Scored 1,492 points as a Tar Heel, an average of 11.8 per contest • Scored in double figures 77 times, with 20 or more points on 25 occasions • Is tied for fourth at UNC with 221 three-pointers • Scored a career-high 28 points against Minnesota in Madison Square Garden in the 1993 Preseason NIT • Scored 24 points in the 102-100, double overtime win at Duke in 1995.





### #30 AL WOOD (1977-81)

Gray, Ga.

**Honored: First-team All-America**

Led Carolina in scoring three times with averages of 17.8, 19.0 and 18.1 from 1979-81 • First-team All-America in 1981 after he led UNC to the NCAA final • Was MVP at the 1981 West Regional, then scored 39 points, an NCAA semifinal record, and had 10 rebounds in beating Virginia • Still fifth in scoring at UNC with 2,015 points • First-team All-ACC in 1979 and 1981 •

Member of the 1980 U.S. Olympic Team • Played six seasons in the NBA.



### #52 JAMES WORTHY (1979-82)

Gastonia, N.C.

**Retired: National Player of the Year, First-team All-America, MVP of NCAA champions, Most Outstanding Player of the Final Four**

Naismith Hall of Fame inductee in 2003 • Named one of the 50 greatest NBA and ACC players • One of six players (all Hall of Famers) to win NBA Finals MVP and Final Four Most Outstanding Player honors (with Wilt Chamberlain, Magic Johnson, Hakeem Olajuwon, Isiah Thomas and Bill Walton) Scored 28 points to earn MVP honors at 1982 Final Four • Also MVP of the 1982 ACC Tournament and East Regional • First-team All-America in 1981 and 1982 • Helms Foundation's 1982 National Player of the Year • Averaged 14.5 points and 7.4 rebounds • ACC Athlete of the Year and first-team All-ACC as a junior • First player selected in 1982 NBA Draft • Seven-time NBA All-Star, won championships with the Lakers in 1985, 1987 and 1988 • MVP of the 1988 NBA Finals • Coaching consultant with the Lakers and a TV analyst.



### #44 DENNIS WUYCIK (1969-72)

Ambridge, Pa.

**Honored: First-team All-America**

Led the ACC in field goal percentage in 1971 at 60.7 percent • Led the ACC in free throw percentage in 1972 at .854 • Two-time All-ACC selection after scoring 18.4 and 18.0 points his last two seasons • Earned All-America honors in 1972 from the Helms Foundation and Basketball Weekly and was an Academic All-America • Scored 24 versus Maryland in 1972 ACC championship game •

MVP of 1972 NCAA East Regional and scored 47 points in two games at the Final Four • Top 10 at UNC in career field goal percentage (.590) percent and free throw percentage (83.4) • One of two Tar Heels to ever shoot 60 percent from the floor and 80 percent from the free throw line in the same season and the only player to accomplish that twice.



### #44 TYLER ZELLER (2008-12)

Washington, Ind.

**Honored: First-team All-America, ACC Player of the Year**

2012 Wooden All-America Team and ACC Player of the Year • First UNC senior to win ACC Player-of-the-Year honors since Phil Ford in 1978 • Joined Duke's Shane Battier (2001) as the only players to win ACC Player of the Year and Academic All-America of the Year in the same season • First Tar Heel to win Academic All-America of the Year and first to earn first-team Academic

All-America honors twice • Averaged 16.0 points as a junior/senior • Scored in double figures 77 times with a career-high 32 against LIU in the 2011 NCAA Tournament • Scored 30 or more points three times and 20 or more points 20 times • Played on the 2009 national championship team • Led UNC to 2011 and 2012 ACC regular-season titles (28-4 combined record) and consecutive appearances in the NCAA Elite Eight • Won the Skip Prosser Award in 2011 and 2012 as the ACC's top scholar-athlete in men's basketball • Four-time Academic All-ACC selection (second Tar Heel to receive that honor four times, Henrik Rödl, 1990-93) • First round pick in the 2012 NBA Draft • Has played eight seasons in the NBA.



# ALL-TIME ROSTER


NAME	YEARS PLAYED	HOMETOWN
Aitken, Stuart "Snooks"	1932-35	Charlotte, N.C.
Akins, Bill	1988-89	Fuquay-Varina, N.C.
Alexander, Tom	1929-32	Charlotte, N.C.
Allen, Bill	1944-45	Tulsa, Okla.
Altmore, Bob	1942-44	Stroudsburg, Pa.
Alvarez, Manny	1944-45	Clarksburg, W.Va.
Ambler, John	1921-22	Asheville, N.C.
Anderson, Don	1943-46	Ottawa, Ill.
Andrews, Preston	1913-16	Charlotte, N.C.
Anisko, Paul	1952-53	Elizabeth, N.J.
Anthony, Cole	2019-20	New York, N.Y.
Antolini, Ed	1940-42	Rutherford, N.J.
Asch, Roy	1939-40	Long Island, N.Y.
Austin, John	1970-71	Charlotte, N.C.

<b>Bacot, Armando</b>	<b>2019-</b>	<b>Richmond, Va.</b>
Baggett, Robert	1926-27	Lillington, N.C.
Bailey, Edgar "Junie"	1946-47	Memphis, Tenn.
Barber, Howard "Red"	1924-26	Raleigh, N.C.
Barber, Milton	1930-33	Raleigh, N.C.
Barlow, Jeb	1980-82	Fuquay-Varina, N.C.
Barnes, Harrison	2010-12	Ames, Iowa
Barnes, Octavus	1994-95	Wilson, N.C.
Bauer, Fred	1944-45	Palmyra, N.J.
Beach, Tom	1943-44	Mountain City, Tenn.
Beale, Earle	1930-31, 32-34	Wilmington, N.C.
Bell, Mickey	1972-75	Goldsboro, N.C.
Bennett, Benton	1948-50	Norwood, N.C.
Bennett, Bob	1963-66	Mt. Lebanon, Pa.
Berry II, Joel	2014-18	Apopka, Fla.
Bershak, Andy	1935-38	Clairton, Pa.
Bersticker, Brian	1997-2002	Virginia Beach, Va.
Black, Jimmy	1978-82	The Bronx, N.Y.
Black, Kenny	1943-44	Norfolk, Va.

<b>Black, Rechon "Leaky"</b>	<b>2018-</b>	<b>Concord, N.C.</b>
Blood, Ben	1933-35	Passaic, N.J.
Bohlender, Justin	2003-04	Winston-Salem, N.C.
Bolick, Daniel	2010-11	Carrboro, N.C.
Boone, Adam	2000-02	Minneapolis, Minn.
Boone, Pete	1936-38	Greensboro, N.C.
Bostick, Jim	1966-67	Atlanta, Ga.
Bowden, Hal	1952-53	Durham, N.C.
Bowers, Bruce	1962-63	Wellesley Hills, Mass.
Bowman, Dave	1937-40	Plainfield, N.J.
Box, Boyce	1943-44	Jonesboro, Texas
Braddock, Jim	1979-83	Chattanooga, Tenn.
Bradley, Dudley	1975-79	Edgewood, Md.
Bradley, Tony	2016-17	Bartow, Fla.
Brandt, George	1931-33	Washington, D.C.
Branson, Les	1938-40	Asheville, N.C.
Brennan, Pete	1955-58	Brooklyn, N.Y.
Britt, Nate	2013-17	Upper Marlboro, Md.
Brooker, Lofton	1929-32	Asheville, N.C.
Brooker, Michael	1997-2001	Sandersville, Ga.

<b>Brooks, Garrison</b>	<b>2017-</b>	<b>Lafayette, Ala.</b>
Brown, Bill	1962-65	Charlotte, N.C.
Brown, Billy	1927-30	Greenville, N.C.
Brown, Joe	1966-69	Valdese, N.C.
Brown, Larry	1960-63	Long Beach, N.Y.
Brown, Lou	1958-61	Jersey City, N.J.
Brown, Sanford	1918-20, 21-22	Asheville, N.C.
Brownlee, John	1981-83	Fort Worth, Texas
Brust, Chris	1978-82	Babylon, N.Y.
Brust, Matt	1984-85	Babylon, N.Y.
Buckley, Bruce	1973-77	Bladensburg, Md.
Bucknall, Steve	1985-89	London, England
Budko, Pete	1977-81	Lutherville, Md.
Bullock, Reggie	2010-13	Kinston, N.C.
Bunting, Bill	1966-69	New Bern, N.C.
Burgess, Jason	1991-92	Charlotte, N.C.
Burke, Dewey	2005-07	Philadelphia, Pa.
Burns, Charlie	1961-63	Wadesboro, N.C.
Byerly, Guy	1940-42	Mount Airy, N.C.
Byrd, Tom	1943-44	

Calabria, Dante	1992-96	Beaver Falls, Pa.
Calhoun, Jesse "Ikie"	1925-27	Rocky Mount, N.C.
Callahan, Peppy	1960-63	Smithtown, N.Y.
Campbell, Greg	1965-66	Bayonne, N.J.



**JIMMY BLACK**  
1978-82

NAME	YEARS PLAYED	HOMETOWN
Campbell, Marc	2007-10	Raleigh, N.C.
Capel, Jason	1998-2002	Fayetteville, N.C.
Carmichael, Billy	1917-20, 21-22	Durham, N.C.
Carmichael, Cartwright	1920-24	Durham, N.C.
Carr, Albert	1937-38	Durham, N.C.
Carr, Watts	1937-39	Durham, N.C.
Carrington, George	1910-13	Durham, N.C.
Carson, Coy	1946-49	Asheville, N.C.
Carter, Jippy	1950-53	Charlotte, N.C.
Carter, Vince	1995-98	Daytona Beach, Fla.
Cathey, George	1926-29	Candler, N.C.
Cernugel, Tony	1937-38, 39-40	Steelton, Pa.
Chadwick, Dave	1968-71	Orlando, Fla.
Chamberlain, Bill	1969-72	New York, N.Y.
Chambers, Bill B.	1972-76	Greensboro, N.C.
Chambers, Bill L.	1969-72	Durham, N.C.
Chambers, Lenoir	1911-14	Charlotte, N.C.
Chandler, Stuart	1931-33	Durham, N.C.
Cherry, Scott	1989-93	Ballston Spa, N.Y.
Chilcutt, Pete	1987-91	Eutaw, Ala.
Choate, Page	1928-31	Salisbury, N.C.
Clark, Franklin "Rusty"	1966-69	Fayetteville, N.C.
Clarke, Buddy	1954-55	Louisville, Ky.
Cleland, Tom	1928-31	Bronx, N.Y.
Cobb, Jack	1923-26	Durham, N.C.
Cohen, Raymond	1930-31	Henderson, N.C.
Coker, Kanler	2015-17	Gainesville, Ga.
Cole, Mervin	1946-48	Manchester, Conn.
Coleman, Justin	2014-16	Raleigh, N.C.
Colescott, Dave	1976-80	Marion, Ind.
Coley, Woody	1974-77	Lumberton, N.C.
Collett, Noah	1931-32	Salisbury, N.C.
Conlon, Marty	1960-61	Bronx, N.Y.
Connor, Henry	1930-32	Wilson, N.C.
Cooke, Mike	1961-64	Mount Airy, N.C.
Cooner, Randy	1934-35	Asheville, N.C.
Cooper, Stewart	2010-12	Winston-Salem, N.C.
Copeland, Mike	2005-09	Winston-Salem, N.C.
Corson, Craig	1969-72	Contoocook, N.H.
Cota, Ed	1996-00	Brooklyn, N.Y.
Cowan, James "Zeke"	1915-16	Asheville, N.C.
Cox, John	1970-71	Sanford, N.C.
Craig, Tom	1928-29	Statesville, N.C.
Creticos, Soc	1943-44	Charleston, S.C.
Crompton, Geff	1973-74, 75-76, 77-78	Burlington, N.C.
Crotty, John	1957-60	Jersey City, N.J.
Crouch, Patrick	2010-12	Asheville, N.C.
Crouch, Walter	1929-30	High Point, N.C.
Cuneo, Frank	1937-40	New York, N.Y.
Cunningham, Billy	1962-65	Brooklyn, N.Y.
Cunningham, Bob	1955-58	Bronx, N.Y.
Curry, Ronald	1998-99, 2000-01	Hampton, Va.
Cuthbertson, Reynolds	1916-19	Charlotte, N.C.

Dalton, Spenser	2014-16	Asheville, N.C.
Dameron, Emerson "Sandy"	1928-31	Clinton, N.C.
Daugherty, Brad	1982-86	Black Mountain, N.C.

ED DAVIS  
2008-10



NAME	YEARS PLAYED	HOMETOWN
Davis, Ed	2008-10	Richmond, Va.
Davis, Hubert	1988-92	Burke, Va.
Davis, Larry	1992-94	Denmark, S.C.
Davis, Luke	2012-15	Raleigh, N.C.
<b>Davis, RJ</b>	<b>2020-</b>	<b>White Plains, N.Y.</b>
Davis, Robert "Rusty"	1913-16	Wilmington, N.C.
Davis, Robert	1925-27	Wilmington, N.C.
Davis, Walter	1973-77	Pineville, N.C.
Daye, James	1984-86	Burlington, N.C.
Deasy, Howard	1948-52	Bronx, N.Y.
Dedmon, Lee	1968-71	Baltimore, Md.
DeLancy, Bill	1925-26	Reidsville, N.C.
Delany, Jim	1967-70	South Orange, N.J.
DeLorenzo, Vincent	1945-46	Bergenfield, N.J.
Denny, Jeff	1986-90	Rural Hall, N.C.
Devin, Billy	1923-26	Oxford, N.C.
Dewell, John	1943-44	Newton, Kan.
Dillon, John "Hook"	1944-48	Savannah, Ga.
Dilworth, Ben	1937-40	Bryn Mawr, Pa.
Dittmar, John	1951-52	Jacksonville, Fla.
Dodderer, Bill	1923-26, 27-28	Waynesville, N.C.
Doherty, Matt	1980-84	East Meadow, N.J.
Donnan, Dick	1942-44	Rutherford, N.J.
Donohue, Jim	1958-60, 61-62	Yonkers, N.Y.
Douglass, Jay	1919-20	Winston-Salem, N.C.
Doughton, Ged	1975-79	Winston-Salem, N.C.
Dowd, Carey	1913-14	Charlotte, N.C.
Dowd, James	1918-19	Charlotte, N.C.
Dowd, William	1943-44	Charlotte, N.C.
Drew II, Larry	2008-11	Encino, Calif.
Duls, Ferdinand	1910-11	Wilmington, N.C.
Dupont, David	2010-12	Greensboro, N.C.
Durham, Archie	1930-31	Bynum, N.C.
Earey, Mike	1969-70	Chapel Hill, N.C.
Eaton, George	1920-21	Hickory, N.C.
Edwards, Ben	1913-14	Greensboro, N.C.
Edwards, Paul	1929-32	Spray, N.C.
Egbuna, Toby	2015-16	Clemmons, N.C.
Eggleston, Don	1968-71	Charlotte, N.C.
Ellington, Bill	1950-51	High Point, N.C.
Ellington, Wayne	2006-09	Wynnewood, Pa.
Ellis, Caleb	2017-20	Apex, N.C.
Elston, Darrell	1971-74	Tipton, Ind.
Elstun, Doug	1987-88	Overland Park, Kan.
Erwin, Roy	1911-12	Bell Buckle, Tenn.
Erwin, Jesse	1919-21	Durham, N.C.
Evans, Emanuel	1926-27	Fayetteville, N.C.
Everett, Charlie	2004-05	Charlotte, N.C.
Everett, Jim	1999-2001	Charlotte, N.C.
Everett, Joe	2001-02	Charlotte, N.C.
Evtimov, Vasco	1996-97, 98-99	Sofia, Bulgaria
Exum, Cecil	1980-84	Dudley, N.C.
Farleigh, Stuart	1928-30	Chicago, Ill.
<b>Farris, Duwe</b>	<b>2020-</b>	<b>Charlotte, N.C.</b>
Fearrington, James	1917-18	Winston-Salem, N.C.
Feimster, Hank	1940-41	Scotts, N.C.
Feldman, Larry	1943-44	Brooklyn, N.Y.
Felton, Jalek	2017-18	West Columbia, S.C.
Felton, Raymond	2002-05	Latta, S.C.
Fenner, Julian	1927-28	Tarboro, N.C.

NAME	YEARS PLAYED	HOMETOWN
Ferraro, Hal	1948-51	Arcadia, Kan.
Fields, John	1945-46	Miami, Fla.
Fingleton, Neil	2001-02	Durham, England
Fisher, Michael	1945-46	
Fitch, Jack	1943-44, 46-47	Etna, Pa.
Fitzsimmons, Owen	1915-16	Charlotte, N.C.
Fleming, Charles	1913-14	Wilson, N.C.
Fletcher, Ralph	1965-68	Arlington, Va.
Fogler, Eddie	1967-70	Flushing, N.Y.
Ford, Phil	1974-78	Rocky Mount, N.C.
Forte, Joseph	1999-2001	Greenbelt, Md.
Foster, Brooks	2004-05	Boiling Springs, S.C.
Fox, Rick	1987-91	Nassau, The Bahamas
Francis, Jeremiah	2019-20	Reynoldsburg, Ohio
Frasor, Bobby	2005-09	Blue Island, Ill.
Frederick, Brad	1996-99	Lawrence, Kan.
Freedman, Ellis	1941-43	Harrisburg, Pa.
Frye, Jim	1965-68	Homewood, Ill.
Fuller, Walter	1914-15	Bradenton, Fla.
Gaines, Tom	1950-52	Jamesville, N.C.
Galantai, Bill	1962-64	Brooklyn, N.Y.
Gallagher, James	2009-10	Atlanta, Ga.
Garvin, Dick	1944-45	Pocatello, Idaho
Gauntlett, Tom	1964-67	Dallas, Pa.
Gersten, Bobby	1939-42	Long Beach, N.Y.
Geth, Ed	1992-93, 94-96	Norfolk, Va.
Ginyard, Marcus	2005-10	Alexandria, Va.
Gipple, Dale	1968-71	Burlington, N.C.
Glace, Ivan "Jack"	1932-35	Harrisburg, Pa.
Glamack, George	1938-41	Johnstown, Pa.
Glancy, Gene	1952-54	Belleville, N.J.
Godwin, Marion	1949-50	Kenly, N.C.
Goodson, Robert	1913-14	Salisbury, N.C.
Goodwin, Frank	1954-55	Belleville, N.J.
Graham, Tom	1921-23	Charlotte, N.C.
Grandin, Elliot	1916-17	Tidioute, Pa.
Grant, Damion	2002-05	Kingston, Jamaica
Graves, Will	2007-10	Greensboro, N.C.
Green, Danny	2005-09	North Babylon, N.Y.
Green, Johnny	1929-30	Rockford, Ill.
Green, Winton	1921-24	Wilmington, N.C.
Greene, Hilliard	1954-56	Zebulon, N.C.
Greene, John	1988-90	Raleigh, N.C.
Gribble, Dickson	1965-66	Raleigh, N.C.
Griffith, Robert	1918-20	Charlotte, N.C.
Grimaldi, Vince	1950-53	Philadelphia, Pa.
Groll, Stan	1956-57	Brooklyn, N.Y.
Grubar, Dick	1966-69	Schenectady, N.Y.
Grubb, Foy	1935-38	Spencer, N.C.
Gurganus, Ransom	1927-28	Onslow, N.C.
Guyes, Leonard	1949-50	Greensboro, N.C.
Gwynn, John	1916-18	Eden, N.C.
Hackney, Bunn	1924-27	Durham, N.C.
Hackney, Rufus	1926-29	Durham, N.C.
Hairston, P.J.	2011-13	Greensboro, N.C.
Hale, Steve	1982-86	Jenks, Okla.
Hamilton, Jim	1946-47	Weir, Kansas
Hanby, Howard	1920-21	Wilmington, N.C.
Hanes, John	1910-11	Winston-Salem, N.C.
Hanners, Dave	1973-76	Columbus, Ohio
Hansbrough, Tyler	2005-09	Poplar Bluff, Mo.
Harnden, Chuck	1939-41	Narberth, Pa.
Harper, Lacy "Puny"	1927-30	Pittsboro, N.C.
Harpold, Wayne	1950-51	Chester, W. Va.
Harrell, Beemer	1916-17	Marshville, N.C.
<b>Harris, Anthony</b>	<b>2019-</b>	<b>Woodbridge, Va.</b>
Harris, Kenny	1989-91	Petersburg, Va.
Harris, Bucky	1930-35	Raleigh, N.C.
Harrison, Ray	1972-74	Greensboro, N.C.
Harrison, Billy	1934-35	Enfield, N.C.
Harrison, William Jr.	1963-64	Durham, N.C.
Harry, Eric	1974-76	Durham, N.C.
Hartley, Dick	1942-43, 46-48	High Point, N.C.
Harvell, Billy	1924-26	Charlotte, N.C.
Hassell, Charles "Pud"	1963-65	Beaufort, N.C.
Hassell, Ray	1963-66	Beaufort, N.C.
Hatchell, Van	2010-11	Chapel Hill, N.C.
Hathaway, Bill	1956-57	Long Beach, N.Y.
Hayes, Bill	1930-31	High Point, N.C.
Hayes, Robert	1927-28	
Haywood, Brendan	1997-2001	Greensboro, N.C.
Hayworth, Jim	1942-43, 45-47	High Point, N.C.
Hayworth, Lewis	1941-44	High Point, N.C.



NAME	YEARS PLAYED	HOMETOWN
Henderson, Willis	1954-55	Charlotte, N.C.
Hendlin, Harry	1930-31	Bronx, N.Y.
Hendrick, Frank	1916-17	Charlotte, N.C.
Henry, David	1930-33	New Bern, N.C.
Hensley, Marty	1986-87, 88-89	Marion, N.C.
Henson, John	2009-12	Tampa, Fla.
Hicks, Isaiah	2013-17	Oxford, N.C.
Hines, Wilmer	1930-33	Columbia, S.C.
Hirsch, Sid	1930-31	Brooklyn, N.Y.
Hite, Ray	1971-74	Hyattsville, Md.
Hodges, Luther	1916-19	Leaksville, N.C.
Hoffman, Brad	1972-75	Columbus, Ohio
Holden, Bill	1925-26	Wilmington, N.C.
Holding, Clem	1914-16	Raleigh, N.C.
Holland, Gehrman	1956-59	Beaufort, N.C.
Holland, Woody	1938-39	Greensboro, N.C.
Holley, Jesse	2003-05	Roselle, N.J.
Holmes, Jonathan	1999-2003	Bloomington, Ind.
Holmes, Terry	1948-49	Chapel Hill, N.C.
Homewood, Roy	1912-16	Burlington, N.C.
Hooker, C.J.	2003-05	Palmer, Alaska
Howard, Jimmy	1938-41	Norfolk, Va.
Howell, Harry	1924-25	Fayetteville, N.C.
Howell, Lee	1930-31	Gastonia, N.C.
Huband, Kim	1969-72	Wilmington, N.C.
Hubert, Desmond	2011-15	Cream Ridge, N.J.
Hudock, Jim	1959-62	Tunkhannock, Pa.
Huffman, Brandon	2017-20	Goldsboro, N.C.
Hughes, Lester "Red"	1945-46	Atlanta, Ga.
Hunter, Curtis	1982-83, 84-87	Durham, N.C.
Hussey, Jack	1942-43	High Point, N.C.
Hutchins, Jim	1934-35	Winston-Salem, N.C.
Hutchinson, Joel (Jenks)	1929-30	LaGrange, Ga.
Hyatt, Rodney	1986-88	Wadesboro, N.C.
Iannarella, Mike	1963-64	Sharon Hills, Pa.
Jackson, Justin	2014-17	Tomball, Texas
James, Joel	2012-16	West Palm Beach, Fla.
James, Larry	1942-43	
Jamison, Antawn	1995-98	Charlotte, N.C.
Jamison, Roger	1971-72	Greensboro, N.C.
Jenkins, Joe	1987-88	Elizabeth City, N.C.
Johnson, Brice	2012-16	Orangeburg, S.C.
Johnson, Cameron	2017-19	Moon Township, Pa.
<b>Johnson, Donovan "Puff"</b>	<b>2020-</b>	<b>Moon Township, Pa.</b>
Johnson, Earl	1963-64	Raleigh, N.C.
Johnson, John	1913-16	Lynchburg, Va.
Johnson, Troy	1923-24	Bessemer City, N.C.
Johnson, Will	1999-2003	Hickory, N.C.
Johnston, Donn	1970-73	Jamestown, N.Y.
Johnston, D.J.	2010-11	Lower Gwynedd, Pa.
Jones, Bobby	1971-74	Charlotte, N.C.
Jones, Dan	1931-33	Wilmington, N.C.
Jones, Harry	1960-62	Charlotte, N.C.
Jordan, Jim	1944-46	Chester, Pa.
Jordan, Michael	1981-84	Wilmington, N.C.
Kappler, Hugo	1948-51	Brooklyn, N.Y.
Karl, George	1970-73	Penn Hills, Pa.
Katz, Art	1961-64	Williston Park, N.Y.
Kaveny, Paul	1933-36	Montclair, N.J.
Kearns, Tommy	1955-58	Bergenfield, N.J.
Keeling, Christian	2019-20	Augusta, Ga.
Keesler, Ed	1914-15	Charlotte, N.C.
Kendall, F. Bloomfield	1930-31	Shelby, N.C.
Kendrick, Frank	1915-16	Charlotte, N.C.
Kenny, Eric	1978-81	Asheville, N.C.
Kepley, Dick	1957-59, 60-61	Roanoke, Va.
<b>Kessler, Walker</b>	<b>2020-</b>	<b>Newnan, Ga.</b>
King, Clyde	1944-45	Goldsboro, N.C.
Kittrell, Tom	1919-20	Henderson, N.C.
Knox, Justin	2010-11	Tuscaloosa, Ala.
Kocornik, Dick	1953-54	West Orange, N.J.
Kohler, Norm	1946-48	New York, N.Y.
Koonce, Donald	1923-24	Wilmington, N.C.
Kornegay, Bob	1940-41	Mount Olive, N.C.
Krafcisin, Steve	1976-77	Chicago Ridge, Ill.
Krause, Dieter	1960-63	Norfolk, Va.
Kuester, John	1973-77	Richmond, Va.
Kupchak, Mitch	1972-76	Brentwood, N.Y.
Laczkowski, Matt	1999-2000	Westminster, Md.
LaGarde, Tommy	1973-77	Detroit, Mich.
Landry, Pearce	1993-95	Greensboro, N.C.



**JACKIE MANUEL**  
2001-05

NAME	YEARS PLAYED	HOMETOWN
Lang, Kris	1998-2002	Gastonia, N.C.
Larese, York	1958-61	New York, N.Y.
Lawson, Ty	2006-09	Clinton, Md.
Lebed, Hank	1948-49	Fayetteville, N.C.
<b>Lebo, Creighton</b>	<b>2020-</b>	<b>Wilson, N.C.</b>
Lebo, Jeff	1985-89	Carlisle, Pa.
Lee, P.A.	1941-42	Dunn, N.C.
Leonard, Clyde	1930-31	East Spencer, N.C.
Lewis, Bobby	1964-67	Washington, D.C.
Lewis, Wray	1940-42	Fallston, N.C.
Lifson, Al	1951-55	Elizabeth, N.J.
Liipfert, Bailey	1917-21	Winston-Salem, N.C.
Likins, Paul	1951-55	Elkhart, Ind.
Lineberger, Henry	1921-24	Belmont, N.C.
Lineberger, Joe	1930-33	Belmont, N.C.
Little, Bryce	1916-17	Marshville, N.C.
Little, Crowell	1936-37	Asheville, N.C.
Little, Greg	2007-08	Durham, N.C.
Little, Nassir	2018-19	Orange Park, Fla.
Long, Albert	1952-55	Durham, N.C.
Long, Cyrus	1910-12, 13-14	Charlotte, N.C.
Long, Meb	1912-16	Charlotte, N.C.
Long, Morris	1932-34	Chicago, Ill.
Longest, Ed	1929-30, 31-32	Beaufort, N.C.
Loock, Bill	1940-41	New Rochelle, N.Y.
Lotz, Danny	1956-59	Northport, N.Y.
Lougee, Edgar	1942-43	Durham, N.C.
Loughran, George	1914-15	Asheville, N.C.
<b>Love, Caleb</b>	<b>2020-</b>	<b>St. Louis, Mo.</b>
Lutz, Loren	1975-76	Alamosa, Colo.
Lynch, George	1989-93	Roanoke, Va.
Lynch, Peter	1916-19	Raleigh, N.C.
Lynn, Clyde	1994-96	Greensboro, N.C.
Ma, Kane	2017-18	Greensboro, N.C.
Madden, Kevin	1985-86, 87-90	Staunton, Va.
Maddie, Bud	1950-54	The Bronx, N.Y.
Mahler, Carl	1921-23	Wilmington, N.C.
Makkonen, Timo	1981-84	Lahti, Finland
<b>Manley, Sterling</b>	<b>2017-19, 20-</b>	<b>Reynoldsburg, Ohio</b>
Manor, James	2012-14	Carrboro, N.C.
Manuel, Jackie	2001-05	West Palm Beach, Fla.
Markham, Bill	1930-33	Durham, N.C.
Markin, Walter	1944-45	St. Paul, Minn.
Marks, Dan	1941-43	Chapel Hill, N.C.
Marpet, Artie	1928-31	Yonkers, N.Y.
Marshall, Kendall	2010-12	Dumfries, Va.
Martin, Warren	1981-83, 84-86	Axton, Va.
Massey, Moulton	1915-16	Princeton, N.C.
Mathes, Albert	1937-40	Newark, N.J.
May, David	1987-89	Greensboro, N.C.
May, Sean	2002-05	Bloomington, Ind.
Maye, Luke	2015-19	Huntersville, N.C.
McAdoo, James Michael	2011-14	Norfolk, Va.
McAdoo, Robert	1971-72	Greensboro, N.C.
<b>McAdoo, Ryan</b>	<b>2019-</b>	<b>Boca Raton, Fla.</b>
McCabe, Gerry	1952-56	Bronx, N.Y.
McCachren, Dave	1931-34	Charlotte, N.C.
McCachren, George "Toad"	1940-43	Charlotte, N.C.
McCachren, Jim	1933-36	Charlotte, N.C.
McCachren, William	1936-37, 38-39	Charlotte, N.C.
McCants, Rashad	2002-05	Asheville, N.C.



**KEVIN SALVADORI**  
1990-94

NAME	YEARS PLAYED	HOMETOWN
McComb, Ken	1960-61	White Plains, N.Y.
McDonald, Leslie	2009-14	Memphis, Tenn.
McDonald, Monk	1920-24	Charlotte, N.C.
McDonald, Sam	1922-25	Charlotte, N.C.
McDuffie, Lewis "Mac"	1916-17	Columbus, Ga.
McInnis, Jeff	1993-96	Charlotte, N.C.
McKinney, Horace "Bones"	1945-46	Durham, N.C.
McKnight, Roy	1910-12	Chapel Hill, N.C.
McLamb, Phillip	2001-04	Charlotte, N.C.
McNairy, Charlie	1994-97	Kinston, N.C.
McSweeney, Bryan	1961-64	Hewlett, N.Y.
Meeks, Kennedy	2013-17	Charlotte, N.C.
Melendez, Orlando	1997-02	Juana Diaz, Puerto Rico
Mendler, Lew	1944-45	Charlotte, N.C.
Meroney, Dave "Red"	1936-37	Greensboro, N.C.
Miles, Hall	1945-47	Durham, N.C.
Miller, Bill	1947-48	Williamsburg, Ky.
Miller, Jonathan	2002-04	Burlington, N.C.
Miller, Larry	1965-68	Catasauqua, Pa.
<b>Miller, Walker</b>	<b>2017-</b>	<b>Greensboro, N.C.</b>
Miller, Wes	2004-07	Charlotte, N.C.
Minor, William "Ike"	1931-33, 34-35	Charlotte, N.C.
Mirken, Mark	1964-67	Brooklyn, N.Y.
Mitchell, Norm	1947-49	Bloomington, Ind.
Mock, Bernie	1943-44	Booneville, N.C.
Moe, Doug	1958-61	Brooklyn, N.Y.
Moe, Donnie	1965-67	Brooklyn, N.Y.
Montross, Eric	1990-94	Indianapolis, Ind.
Moody, Patrick	2007-09	Asheville, N.C.
Moody, Wade	2012-14	Mount Airy, N.C.
Moore, James	1929-31	Trenton, N.C.
Moore, Jim	1963-64, 65-66	Wilmington, N.C.
Morris, Cliff	1983-85	Durham, N.C.
Morris, John	1917-21	Roxboro, N.C.
Morris, Worth	1925-28	Charlotte, N.C.
Morrison, Brian	2000-02	Redmond, Wash.
Morrison, Ian	1964-65	St. Petersburg, Fla.
Mullis, Clyde "Pete"	1935-38	Charlotte, N.C.
Murray, Robert	1920-21	Burlington, N.C.
Myers, Bill	1931-32	Charlotte, N.C.
Nagy, Fritz	1942-43	Cuyahoga Falls, Ohio
Nalle, Brodie	1931-33	Charlotte, N.C.
Nathan, Marx	1945-46, 47-48	Chapel Hill, N.C.
Ndiaye, Makhtar	1996-98	Dakar, Senegal
Neal, David	1994-96	Raleigh, N.C.
Nearman, Sherman "Nemo"	1946-50	Charleston, W.Va.
Neiman, Abe	1921-23, 25-26	Charlotte, N.C.
Neiman, David	1928-30	Charlotte, N.C.
Nelson, Joe	1940-41	Daytona Beach, Fla.
Nelson, Melvin	1933-36	Yonkers, N.Y.
Newby, Terrence	1996-2000	Siler City, N.C.
Newcombe, Arthur "Artie"	1925-26	Brooklyn, N.Y.
Noel, David	2002-06	Durham, N.C.
Norfolk, Ira	1944-46	Baltimore, Md.
Norwood, Michael	1985-87	Henderson, N.C.
Nymicz, Dan	1946-49	Rahway, N.J.

NAME	YEARS PLAYED	HOMETOWN
O'Donnell, John	1971-74	New York, N.Y.
O'Han, Robbie	2019-20	Raleigh, N.C.
O'Koren, Mike	1976-80	Jersey City, N.J.
Okulaja, Ademola	1995-99	Berlin, Germany
Owens, Max	1997-2001	Macon, Ga.
Paige, Marcus	2012-16	Marion, Iowa
Paine, George	1940-43	Wynnewood, Pa.
Parker, John	1912-13	Bradenton, Fla.
Patterson, Fred	1915-16	Concord, N.C.
Patterson, Richard	1949-51	Pilot Mountain, N.C.
Paxton, Bob	1944-48	Spokane, Wash.
Penton, Dan	1922-24	Wilmington, N.C.
Pepper, Mike	1977-81	Vienna, Va.
Peppers, Julius	1999-2001	Bailey, N.C.
Perkins, Aubrey	1925-28	Greensboro, N.C.
Perkins, Sam	1980-84	Latham, N.Y.
Perry, Gales	1939-40	Chapel Hill, N.C.
Perry, Curtis "Sis"	1916-18, 21-22	Durham, N.C.
Pessar, Hank	1938-41	New York, N.Y.
Petree, Terrence	2009-10	Winston-Salem, N.C.
Peters, Pete	1946-47	Wilson, N.C.
Peterson, Buzz	1981-85	Asheville, N.C.
Phelps, Derrick	1990-94	Pleasantville, N.Y.
Phillips, Bob	1950-53	Chapel Hill, N.C.
Phipps, John	1931-32	Fries, Va.
Pierce, Justin	2019-20	Glen Ellyn, Ill.
Pinson, Theo	2014-18	Greensboro, N.C.
<b>Platek, Andrew</b>	<b>2017-</b>	<b>Guilderland, N.Y.</b>
Poole, Barney	1943-44	Gloster, Miss.
Poole, Jim	1943-44	Winston-Salem, N.C.
Poole, Jimmy	1922-25	Greensboro, N.C.
Poole, Grey	1957-60	Raleigh, N.C.
Popson, Dave	1983-87	Ashley, Pa.
Poteet, Yogi	1959-61, 62-63	Hendersonville, N.C.
Potts, Ramsey	1935-37	Memphis, Tenn.
Pou, James	1913-14	Raleigh, N.C.
Powell, Jack	1952-53	High Point, N.C.
Prevatte, Dick	1928-29	Fairmont, N.C.
Previs, Steve	1969-72	Bethel Park, Pa.
Price, Damien	2001-04	Greensboro, N.C.
Price, Henry "Red"	1926-29	Ellerbe, N.C.
Propst, Floyd	1951-52	Camp LeJeune, N.C.
Purser, Carr	1925-28	Charlotte, N.C.
Purser, John	1921-25	Charlotte, N.C.
Quigg, Joe	1955-57	Brooklyn, N.Y.
Race, George	1927-28, 29-30	Cincinnati, Ohio
Radovich, Tony	1952-57	Hoboken, N.J.
Ragan, Bill	1925-26	High Point, N.C.
Rainey, John	1935-36	Asheville, N.C.
Ramsey, Frank	1934-35	Danville, Va.
Ranson, Lucius	1912-13	Huntersville, N.C.
Ravenel, Sam	1917-18	Charleston, S.C.
Redding, Frank	1949-52	Asheboro, N.C.
Redmon, Herman	1912-13	Madison, N.C.
Reese, Brian	1990-94	Bronx, N.Y.
Reid, Garrison	1929-30	Winston-Salem, N.C.
Reid, J.R.	1986-89	Virginia Beach, Va.
Respass, Ray	1962-65	Pantego, N.C.
Rice, King	1987-91	Binghamton, N.Y.
Ritch, Marvin "Philly"	1910-11	Charlotte, N.C.
Robbins, Austin	1939-40	Rocky Mount, N.C.
Roberson, Foy	1937-40	Durham, N.C.
Robinson, Brandon	2016-20	Douglasville, Ga.
Robinson, Denzel	2012-14	Chapel Hill, N.C.
Robinson, Lynwood	1981-83	Mt. Olive, N.C.
Robinson, Will	2005-06	Chapel Hill, N.C.
Rödl, Henrik	1989-93	Heusenstamm, Germany
Rodman, Cam	1941-43, 46-47	Washington, N.C.
Rohlman, Aaron	2016-18	Gastonia, N.C.
Ronner, Terry	1963-64	Wilmington, N.C.
Roper, Gary	1984-85	Andrews, N.C.
Rose, Bob	1939-42	Smithfield, N.C.
Rosemond, Ken	1955-57	Hillsborough, N.C.
Rosenbluth, Lennie	1954-57	Bronx, N.Y.
Rourke, Bill	1918-21	Shallotte, N.C.
Rozier, Clifford	1990-91	Bradenton, Fla.
Rush, Shea	2016-20	Fairway, Kan.
Ruth, Earl	1935-38	Charlotte, N.C.
Ryan, Fred "Rip"	1946-49	Trenton, N.J.

NAME	YEARS PLAYED	HOMETOWN
Salvadori, Kevin	1990-94	Pittsburgh, Pa.
Salz, Harvey	1957-60	Brooklyn, N.Y.
Sanders, Byron	2002-06	Gulfport, Miss.
Satterfield, Henry	1927-29	Durham, N.C.
Sawyer, Holmes	1918-19	Asheville, N.C.
Scholbe, Roger	1945-48	Milwaukee, Wis.
Schwarz, Ernie	1950-53	Philadelphia, Pa.
Scott, Charlie	1967-70	New York, N.Y.
Scott, Melvin	2001-05	Baltimore, Md.
Scruggs, Boyce	1915-16	Rutherfordton, N.C.
Searcy, Roy	1955-58	Draper, N.C.
Seixas, Vic	1942-43, 46-47	Philadelphia, Pa.
Severin, Paul	1938-41	Tarentum, Pa.
Seymore, Sasha	2014-15	New Bern, N.C.
Shaffer, Charlie	1961-64	Chapel Hill, N.C.
Shaffer, Dean	1980-81	Durham, N.C.
Shaffer, Lee	1957-60	Pittsburgh, Pa.
Sharpe, Bill	1926-27	Wilson, N.C.
Sharpe, Day'Ron	2020-	Greenville, N.C.
Shaver, Tony	1973-74	High Point, N.C.
Shepard, Carlyle	1915-17, 19-21	Wilmington, N.C.
Sher, Phil	1929-30	Durham, N.C.
Shook, Bud	1941-42	Tarboro, N.C.
Shores, Tommy	1953-54	Asheville, N.C.
Shytle, Ed	1940-42	Hendersonville, N.C.
Sides, Bob	1924-27	Greensboro, N.C.
Simmons, Jackson	2011-15	Webster, N.C.
Slater, John	1929-31	New Bern, N.C.
Smith, Bill	1951-52	Bethel, N.C.
Smith, James	1973-74	Lantana, Fla.
Smith, Julian	1939-42	Farmville, N.C.
Smith, Junius	1910-12	Charlotte, N.C.
Smith, Kenny	1983-87	Queens, N.Y.
<b>Smith, K.J.</b>	<b>2017-</b>	<b>Calabasas, Calif.</b>
Smith, Larry	1991-92	Smithfield, N.C.
Smith, Mike	1964-66	North Salem, Ind.
Smith, Ranzino	1984-88	Chapel Hill, N.C.
Smith, Winslow	1927-29, 30-31	Charlotte, N.C.
Smithwick, Jim	1963-66	Morehead City, N.C.
Snyder, Roy	1940-41	Natrona Heights, Pa.
Sprague, Pete	1953-54	Haverford, Pa.
Spurlock, Harold	1944-46	Bucyrus, Ohio
Stackhouse, Jerry	1993-95	Kinston, N.C.
Stahl, Ed	1972-75	Columbus, Ohio
Stallard, Sam	1943-44	Gate City, Va.
Stanley, Ray	1957-60	Brooklyn, N.Y.
Stein, Lewis	1911-12	Wilmington, N.C.
Stephenson, Glen	1952-53	Erwin, N.C.
Stephenson, Travis	1991-93	Angier, N.C.
Stepheson, Alex	2006-08	Los Angeles, Calif.
Stevenson, Buster	1943-44, 45-46	Winston-Salem, N.C.
Stirnweiss, George "Snuffy"	1937-38	New York, N.Y.
Stoopack, Chester "Red"	1936-38	Brooklyn, N.Y.
Strickland, Dexter	2009-13	Rahway, N.J.
Suggs, Reid	1940-42	Thomasville, N.C.
Sullivan, Pat	1990-93, 94-95	Bogota, N.J.
Sullivan, Ryan	1995-97	Bogota, N.J.
Sutton, Ed	1954-55	Cullowhee, N.C.
Swartzberg, Fred	1946-48	High Point, N.C.
Tandy, George "Yank"	1913-16	Jacksonville, Ill.
Tanner, J.B.	2007-09	Hendersonville, N.C.
Tanner, Frank	2012-13	Charlotte, N.C.
Taylor, Bill	1962-63	Cary, N.C.
Taylor, Cooper	1951-52, 53-54	Raleigh, N.C.
Teague, Ed	1943-44	Washington, D.C.
Tennent, Charles "Buzz"	1916-18	Asheville, N.C.
Tennent, George "Raby"	1913-17	Asheville, N.C.
Terrell, Simon	1948-50	Warrenton, N.C.
Terry, Reyshaw	2003-07	Winston-Salem, N.C.
Thomas, Gene	1946-47	
Thomas, Quentin	2004-08	Oakland, Calif.
Thompson, Clive	1944-45	Washington, D.C.
Thompson, Deon	2006-10	Torrance, Calif.
Thorne, Charlie	1948-51	Rocky Mount, N.C.
Thorne, Taylor	1942-43, 45-48	Rocky Mount, N.C.
Thornton, Thomas	2009-10	Greensboro, N.C.
Tillett, Bill	1910-13	Charlotte, N.C.
Tokoto, J.P.	2012-15	Menomonee Falls, Wis.
Tsantes, John	1948-50	Wilmington, N.C.
Turk, Irving	1949-50	Brooklyn, N.Y.
Turner, Bill	1927-28	Winston-Salem, N.C.
Tuttle, Gerald	1966-69	London, Ky.
Tuttle, Richard	1968-71	London, Ky.
Tyndall, Webb	1995-97	Kinston, N.C.

NAME	YEARS PLAYED	HOMETOWN
Underwood, Emmett	1925-26	Fayetteville, N.C.
Valentine, Keith	1975-76	Richmond, Va.
Vanstory, Bill	1925-28	Fayetteville, N.C.
Vayda, Jerry	1952-56	Bayonne, N.J.
Vinroot, Richard	1961-63	Charlotte, N.C.
Virgil, John	1976-80	Elm City, N.C.
Voris, Bill	1944-45	Van Nuys, Calif.
Waddell, Charles	1972-74	Southern Pines, N.C.
Wagner, Edwin	1946-48	Hollis, N.Y.
Wakeley, William	1910-11	Orange, N.J.
Walker, Cliff	1953-54	Durham, N.C.
Wallace, Jack	1951-53	Elkins, W.Va.
Wallace, Rasheed	1993-95	Philadelphia, Pa.
Walsh, Donnie	1959-62	Riverdale, N.Y.
Walters, John	1930-31	
<b>Walton, Kerwin</b>	<b>2020-</b>	<b>Hopkins, Minn.</b>
Ward, Dick	1954-55	Wilson, N.C.
Washington, Donald	1972-73	Washington, D.C.
Watkins, John	1926-27	Oxford, N.C.
Watson, Bill	1938-40	Narberth, Pa.
Watt, Lawrence	1924-25	Reidsville, N.C.
Watts, Justin	2008-12	Durham, N.C.
Wear, David	2009-10	Huntington Beach, Calif.
Wear, Travis	2009-10	Huntington Beach, Calif.
Weathers, Virgil	1931-34	Shelby, N.C.
Webb, Ricky	1967-69	Greenville, N.C.
Webster, Latch	1934-36	Leaksville, N.C.
Weinstein, Harvey	1946-48	New York, N.Y.
Wells, Darius	1948-51	Roseboro, N.C.
Wenstrom, Matt	1989-93	Katy, Texas
White, Bill	1948-51	Camp Hill, Pa.
White, Coby	2018-19	Goldsboro, N.C.
White, Jim	1941-43, 45-47	Kannapolis, N.C.
White, Kenny	1999-2000	Chattanooga, Tenn.
White, Stilman	2011-12, 2014-17	Wilmington, N.C.
Whitehead, Gra	1967-68	Scotland Neck, N.C.
Wideman, Frank	1942-44	Washington, D.C.
Wiel, Randy	1975-79	Curacao, N.A.
Wiley, John	1927-28	Durham, N.C.
Wilkins, Thomas	2005-06	Cary, N.C.
Williams, Donald	1991-95	Garner, N.C.
Williams, Jawad	2001-05	Cleveland, Ohio
Williams, Kenny	2015-19	Midlothian, Va.
Williams, Lloyd	1920-22	Charlotte, N.C.
Williams, Marvin	2004-05	Bremerton, Wash.
Williams, Scott Christopher	1986-90	Hacienda Heights, Calif.
Williams, Scott Carmichael	1997-99	Lawrence, Kan.
Williams, Shammond	1994-98	Greenville, S.C.
Wilson, Don	1941-42	Northbrook, Ill.
Wilson, Glenn	1925-26	Dallas, N.C.
Winstead, Skippy	1951-54	Roxboro, N.C.
Wolf, Jeff	1976-80	Kohler, Wisc.
Wolf, Joe	1983-87	Kohler, Wisc.
Wood, Al	1977-81	Gray, Ga.
Wood, Billy	1942-43	Nashville, Tenn.
Wood, Surry	2005-08	Raleigh, N.C.
Woodall, Ches	1919-21	Charlotte, N.C.
Woods, Seventh	2016-19	Columbia, S.C.
Wooten, Jack	2007-09	Burlington, N.C.
Worley, Dick	1937-39	Asheville, N.C.
Worthy, James	1979-82	Gastonia, N.C.
Wright, Brandan	2006-07	Nashville, Tenn.
Wright, Hank	1935-37	Andrews, S.C.
Wright, T.B.	1921-22	Greensboro, N.C.
Wuycik, Dennis	1969-72	Ambridge, Pa.
Yokley, John	1963-66	Mount Airy, N.C.
Yonakor, Rich	1976-80	Euclid, Ohio
Young, Bob	1954-57	New York, N.Y.
Zaiser, Eugene	1932-33	New York, N.Y.
Zaliagiris, Tom	1974-78	Livonia, Mich.
Zeller, Tyler	2008-12	Washington, Ind.
Zwikker, Serge	1993-97	Maassluis, The Netherlands

*The all-time roster is not a lettermen's list. It includes any player who appeared in at least one varsity game for UNC and newcomers on the 2020-21 roster.*





# STARTING LINEUPS (1957-2020)

YEAR	POINT GUARD	TWO GUARD	SMALL FORWARD	POWER FORWARD	POST
2019-20	Cole Anthony	Brandon Robinson	Leaky Black	Garrison Brooks	Armando Bacot
2018-19	Coby White	Kenny Williams	Cameron Johnson	Luke Maye	Garrison Brooks
2017-18	Joel Berry II	Kenny Williams	Theo Pinson	Cameron Johnson/Luke Maye	Luke Maye/Garrison Brooks
2016-17	Joel Berry II	Kenny Williams/Theo Pinson	Justin Jackson	Isaiah Hicks	Kennedy Meeks
2015-16	Joel Berry II	Marcus Paige	Justin Jackson	Isaiah Hicks	Kennedy Meeks
2014-15	Marcus Paige	Justin Jackson	J.P. Tokoto	Brice Johnson	Kennedy Meeks
2013-14	Marcus Paige/ Nate Britt	Leslie McDonald/ Marcus Paige	J.P. Tokoto	James Michael McAdoo	Kennedy Meeks/ Joel James
2012-13	Marcus Paige	Dexter Strickland	Reggie Bullock/ P.J. Hairston	James Michael McAdoo/ Reggie Bullock	Desmond Hubert/ James Michael McAdoo
2011-12	Kendall Marshall	Reggie Bullock/ Dexter Strickland	Harrison Barnes	John Henson	Tyler Zeller
2010-11	Kendall Marshall/ Larry Drew II	Dexter Strickland	Harrison Barnes	John Henson	Tyler Zeller
2009-10	Larry Drew II	Marcus Ginyard	Will Graves	Deon Thompson	Ed Davis/John Henson
2008-09	Ty Lawson	Wayne Ellington	Danny Green	Deon Thompson	Tyler Hansbrough
2007-08	Ty Lawson	Wayne Ellington	Marcus Ginyard	Deon Thompson	Tyler Hansbrough
2006-07	Ty Lawson	Wayne Ellington	Marcus Ginyard	Brandon Wright	Tyler Hansbrough
2005-06	Bobby Frasor	Wes Miller/ Marcus Ginyard	Reyshawn Terry	David Noel	Tyler Hansbrough
2004-05	Raymond Felton	Jackie Manuel	Rashad McCants	Jawad Williams	Sean May
2003-04	Raymond Felton	Melvin Scott	Rashad McCants	Jawad Williams	Sean May
2002-03	Raymond Felton	Jackie Manuel	Rashad McCants	Jawad Williams	David Noel/Byron Sanders/ Sean May
2001-02	Adam Boone/ Melvin Scott	Jackie Manuel/	Jason Capel	Will Johnson/ Jawad Williams	Kris Lang
2000-01	Ronald Curry	Joseph Forte	Jason Capel	Kris Lang	Brendan Haywood
1999-00	Ed Cota	Joseph Forte	Jason Capel	Kris Lang	Brendan Haywood
1998-99	Ed Cota	Jason Capel/ Max Owens	Ademola Okulaja	Kris Lang	Brendan Haywood
1997-98	Ed Cota/ Shammond Williams	Shammond Williams/ Vince Carter	Vince Carter/ Ademola Okulaja	Ademola Okulaja/ Antawn Jamison/	Antawn Jamison/ Makhtar Ndiaye
1996-97	Shammond Williams	Vince Carter	Ademola Okulaja	Antawn Jamison	Serge Zwikker
1995-96	Jeff McInnis	Dante Calabria	Vince Carter/ Ademola Okulaja	Antawn Jamison	Serge Zwikker
1994-95	Jeff McInnis	Donald Williams	Dante Calabria	Jerry Stackhouse	Rasheed Wallace
1993-94	Derrick Phelps	Donald Williams/ Dante Calabria	Brian Reese	Kevin Salvadori/ Rasheed Wallace	Eric Montross
1992-93	Derrick Phelps	Henrik Rodl/ Donald Williams	Brian Reese	George Lynch	Eric Montross
1991-92	Derrick Phelps	Hubert Davis	Brian Reese/Henrik Rodl/ Pat Sullivan	George Lynch	Eric Montross
1990-91	King Rice	Hubert Davis	Rick Fox	George Lynch	Pete Chilcutt
1989-90	King Rice	Rick Fox	Kevin Madden	Pete Chilcutt	Scott Williams
1988-89	Jeff Lebo/ King Rice	Steve Bucknall	Kevin Madden	Rick Fox/ J.R. Reid	Scott Williams
1987-88	Jeff Lebo	Kevin Madden/ Ranzino Smith	Steve Bucknall	J.R. Reid	Scott Williams
1986-87	Kenny Smith	Jeff Lebo	Dave Popson	J.R. Reid	Joe Wolf
1985-86	Kenny Smith	Steve Hale/ Jeff Lebo	Joe Wolf/Steve Hale	Dave Popson/Joe Wolf	Brad Daugherty
1984-85	Kenny Smith	Steve Hale	Buzz Peterson/Joe Wolf	Joe Wolf/ Dave Popson	Brad Daugherty
1983-84	Kenny Smith/ Steve Hale	Michael Jordan	Matt Doherty	Sam Perkins	Brad Daugherty
1982-83	Jim Braddock	Michael Jordan/ Buzz Peterson	Matt Doherty/Michel Jordan	Sam Perkins/ Matt Doherty	Brad Daugherty/Sam Perkins
1981-82	Jimmy Black	Michael Jordan	Matt Doherty	James Worthy	Sam Perkins
1980-81	Jimmy Black	Mike Pepper	Al Wood	James Worthy	Pete Budko/Sam Perkins
1979-80	Dave Colescott	Al Wood/ John Virgil	Mike O'Koren/Al Wood	James Worthy/Mike O'Koren	Jeff Wolf
1978-79	Dave Colescott	Dudley Bradley	Al Wood	Mike O'Koren	Jeff Wolf/Pete Budko
1977-78	Phil Ford	Tom Zaliagiris	Al Wood	Mike O'Koren	Rich Yonakor/Jeff Wolf
1976-77	Phil Ford	John Kuester	Walter Davis	Mike O'Koren	Tommy LaGarde
1975-76	Phil Ford	John Kuester	Walter Davis	Tommy LaGarde	Mitch Kupchak
1974-75	Phil Ford	Brad Hoffman	Walter Davis	Tommy LaGarde	Mitch Kupchak
1973-74	Ray Harrison	Darrell Elston	John O'Donnell/ Walter Davis	Bobby Jones	Mitch Kupchak/ Ed Stahl
1972-73	George Karl	Darrell Elston	Donn Johnston	Bobby Jones	Ed Stahl
1971-72	George Karl	Steve Previs	Bobby Jones/ Bill Chamberlain	Dennis Wuycik	Robert McAdoo
1970-71	George Karl	Steve Previs	Bill Chamberlain	Dennis Wuycik	Lee Dedmon
1969-70	Eddie Fogler	Charlie Scott/Steve Previs	Bill Chamberlain/Charlie Scott	Dennis Wuycik	Lee Dedmon
1968-69	Eddie Fogler	Dick Grubar	Charlie Scott	Bill Bunting	Rusty Clark
1967-68	Dick Grubar	Charlie Scott	Larry Miller	Bill Bunting	Rusty Clark
1966-67	Dick Grubar	Bobby Lewis	Larry Miller	Bill Bunting	Rusty Clark
1965-66	John Yokley	Bobby Lewis	Larry Miller	Tom Gauntlett	Bob Bennett
1964-65	John Yokley/Bill Brown/ Ian Morrison	Bobby Lewis	Ray Respass	Tom Gauntlett	Billy Cunningham
1963-64	Mike Cooke	Charlie Shaffer	Ray Respass	Bob Bennett/ Bryan McSweeney	Billy Cunningham
1962-63	Larry Brown	Yogi Poteet	Charlie Shaffer	Ray Respass/ Bryan McSweeney	Billy Cunningham
1961-62	Larry Brown	Donnie Walsh	Jim Hudock	Jim Donohue	Bryan McSweeney
1960-61	Donnie Walsh	York Larese	Jim Hudock	Doug Moe	Dick Kepley
1959-60	Harvey Salz	York Larese	Lee Shaffer	Ray Stanley	Doug Moe/Hugh Donohue
1958-59	Harvey Salz	York Larese	Lee Shaffer	Doug Moe	Dick Kepley
1957-58	Tommy Kearns	Harvey Salz	Pete Brennan	Ray Stanley	Dick Kepley
1956-57	Tommy Kearns	Bob Cunningham	Pete Brennan	Lennie Rosenbluth	Joe Quigg
1955-56	Tony Radovich	Jerry Vayda	Pete Brennan	Lennie Rosenbluth	Joe Quigg

## STARTING LINEUPS (CONT.)

YEAR	GUARD	GUARD	FORWARD	FORWARD	CENTER
1954-55	Tony Radovich	Al Lifson	Jerry Vayda	Lennie Rosenbluth	Bob Young
1953-54	Skippy Winstead	Al Lifson	Jerry Vayda	Bud Maddie	Paul Likins
1952-53	Vince Grimaldi	Al Lifson	Jerry Vayda	Jack Wallace	Bud Maddie
1951-52	Vince Grimaldi	Al Lifson	Howard Deasy (G)	Jack Wallace	Paul Likins
1950-51	Vince Grimaldi	Howard Deasy	Dick Patterson	Hugo Kappler	Bud Maddie
1949-50	Charlie Thorne	Howard Deasy	John Tsantes	Hugo Kappler	Nemo Nearman
1948-49	Rip Ryan	Dan Nyimicz	Coy Carson	Hugo Kappler	Nemo Nearman
1947-48	Norm Kohler	Mervin Cole	Bob Paxton	Bill Miller	Nemo Nearman
1946-47	Norm Kohler	Jim White	Jim Hamilton	Bob Paxton	Nemo Nearman
1945-46	Jim White	Jim Jordan	Bob Paxton	Hook Dillon	Bones McKinney
1944-45	Don Anderson	Dick Garvin	Jim Jordan	Hook Dillon	Bob Paxton
1943-44	Buster Stevenson	Jack Fitch	Bernie Mock	Boyce Box	John Dewell
1942-43	Ellis Freedman	Lewis Hayworth	Dick Hartley	Fritz Nagy	Jim White
1941-42	Bobby Gersten	Reid Suggs	George Paine	Julian Smith	Bob Rose
1940-41	Bobby Gersten	Jimmy Howard	Paul Severin	Bob Rose	George Glamack
1939-40	Al Mathes	Jimmy Howard	Paul Severin	Ben Dilworth	George Glamack
1938-39	Les Branson	Jimmy Howard	Paul Severin	Bill McCachren	George Glamack
1937-38	Foy Grubb	Earl Ruth	Pete Mullis	Andy Bershak	Ben Dilworth
1936-37	Ramsey Potts	Earl Ruth	Pete Mullis	Andy Bershak	Dave Meroney
1935-36	Jim McCachren	Earl Ruth	Melvin Nelson	Andy Bershak	Latch Webster
1934-35	Jim McCachren	Bucky Harris	Stuart Aitken	Melvin Nelson	Jason Glace
1933-34	Jim McCachren	Dave McCachren	Stuart Aitken	Virgil Weathers	Jason Glace
1932-33	Dave McCachren	Stuart Aitken	Virgil Weathers	Wilmer Hines	George Brandt
1931-32	Dave McCachren	Tom Aexander	Virgil Weathers	Wilmer Hines	Paul Edwards
1930-31	Tom Aexander	Artie Marpet	Jimmy Moore	Paul Edwards	Sandy Dameron
1929-30	Billy Brown	Artie Marpet	Dave Neiman	Sandy Dameron	Puny Harper
1928-29	Billy Brown	Artie Marpet	Rufus Hackney	Henry Satterfield	Puny Harper
1927-28	Pinky Morris	Bill Dodderer	Rufus Hackney	Bill Vanstory	Carr Purser
1926-27	Bunn Hackney	Worth Morris	Rufus Hackney	Bill Vanstory	Red Price
1925-26	Bunn Hackney	Billy Devin	Jack Cobb	Bill Dodderer	Artie Newcombe
1924-25	Billy Devin	John Purser	Sam McDonald (G)	Jack Cobb	Bill Dodderer
1923-24	Monk McDonald	Winton Green	Jack Cobb	Cart Carmichael	Bill Dodderer
1922-23	Monk McDonald	Carl Mahler	Sam McDonald	Winton Green	Cart Carmichael
1921-22	Monk McDonald	Billy Carmichael	Winton Green	Sis Perry	Cart Carmichael
1920-21	Monk McDonald	Howard Hanby	Carlyle Shepard	Cart Carmichael	Bailey Lipfert
1919-20	John Morris	Jay Douglass	Carlyle Shepard	Billy Carmichael	Bailey Lipfert
1918-19	John Morris	Rennie Cuthberton	Peter Lynch	Billy Carmichael	Bailey Lipfert
1917-18	Charles Tennent	Rennie Cuthberton	Peter Lynch	Billy Carmichael	Bailey Lipfert
1916-17	Charles Tennent	George Tennent	Caryle Shepard	Lewis McDuffie	Elliott Grandin
1915-16	Preston Andrews	George Tennent	John Johnson	Meb Long	George Tandy
1914-15	Preston Andrews	Raby Tennent	John Johnson	Meb Long	George Tandy
1913-14	Lenoir Chambers	Raby Tennent	Carey Dowd	Meb Long	George Tandy
1912-13	Herman Redmon	Lenoir Chambers	Will Tillett	Meb Long	George Carrington
1911-12	Roy Erwin	Lenoir Chambers	Will Tillett	Junius Smith	George Carrington
1910-11	Cyrus Long	John Hanes	Will Tillett	Junius Smith	Marvin Ritch

### Notes

*This list comprises the most often-used starting lineups or in some cases a lineup where a player replaced an injured starter for a significant period of time or where a player (i.e. Rasheed Wallace in 1993-94) became a starter late in the season and started in the post-season.*

*In 1997-98, Carolina rotated six players in the starting lineup throughout the season.*

*Starters from 1911-56 researched and compiled by Ron Smith.*



# JERSEY NUMBERS

## 0

Jesse Holley, Joel James, Nate Britt, Seventh Woods, **Anthony Harris**

## 00

Eric Montross^, Brendan Haywood^

## 1

Melvin Scott, Marcus Ginyard, Dexter Strickland, Theo Pinson, **Leaky Black**

## 2

Raymond Felton^, Wayne Ellington, Marc Campbell, Leslie McDonald, Joel Berry II^, Coby White, Cole Anthony, **Caleb Love**

## 3

John Rainey, Jimmy Howard, Soc Creitcos, Don Wilson, Herbert Porter, Clive Thompson, Taylor Thorne, Charlie Thorne, Irving Turk, Jeff Denny, Pat Sullivan, Shammond Williams, Vasco Evtimov, Brian Morrison, Reyshawn Terry, Daniel Bolick, Wade Moody, Kennedy Meeks, **Andrew Platek**

## 4

Jim McCachren, Foy Grubb, Pete Mullis, Bill Watson, Wray Lewis, Dan Marks, Lewis Hayworth, Vic Seixas, Buster Stevenson, Bob Paxton, Bill White, Charlie Thorne, Lynwood Robinson, James Daye, Kenny Harris, Larry Davis, David Neal, Makhtar Ndiaye, Scott Williams, Brooks Foster, Bobby Frasier, Luke Davis, Isaiah Hicks, Brandon Robinson, **R.J. Davis**

## 5

Stuart Aiken, Crowell Little, Foy Roberson, Julian Smith, Ed Antolini, Lew Hayworth, George Paine, Don Anderson, Ira Norfolk, Larry James, Vic Seixas, Dan Nyimicz, Marion Godwin, Richard Patterson, Henrik Rödl, Jeff McInnis, Ed Cota, Jackie Manuel, Ty Lawson^, Dexter Strickland, Kendall Marshall, Marcus Paige, Tony Bradley, Jalek Felton, Nassir Little, **Armando Bacot**

## 6

Earle Beale, Pete Mullis, Foy Grubb, Julian Smith, Ed Shytile, Dick Hartley, Walter Markin, Marx Nathan, Buster Stevenson, Hal Ferraro

## 7

Dave McCachren, Jim McCachren, Earl Ruth, Bobby Gersten, Edgar Lougee, P.A. Lee, Jim White, Don Anderson, Mervin Cole, Simon Terrell

## 8

Ike Manor, Earl Ruth, Bill McCachren, Bob Rose, Barney Poole, Jim Jordan^, Jim Hamilton, Rip Ryan, Richard Patterson

## 9

Bucky Harris, Hank Wright, Dick Worley, Chuck Harnden, Ellis Freedman, Jim Hayworth, Lew Hayworth, Fred Bauer, Norm Mitchell

## 10 (retired)

Paul Kaveny, Chester Stoopack, George Paine, Bobby Gersten, Cam Rodman, Clyde King, Roger Scholbe, Darius Wells, Lennie Rosenbluth\*

## 11

Morrie Long, George Stirnweiss, Paul Severin, Lewis Hayworth, Dick Garvin, Jim White, Harvey Weinstein, John Tsantes, Richard Patterson, Wayne Harpold, Charles Ellenwood, Ken Rosemond, John Crotty, Larry Brown^, Ray Hassell, Gerald Tuttle, John Austin, Tony Shaver, Keith Valentine, Mike Pepper, Rodney Hyatt, Scott Cherry, Michael Brooker, Quentin Thomas, Larry Drew II, Stilman White, Brice Johnson, Shea Rush, **Day'Ron Sharpe**

## 12 (retired)

Melvin Nelson, Ramsey Potts, Al Mathes, George McCachren, Vincent DiLorenzo, Coy Carson, Hal Ferraro, Al Lifson, Lee Shaffer^, Harry Jones, Ray Respass, Jim Frye, Richard Tuttle, Ray Hite, Phil Ford\*

## 13

Virgil Weathers, Frank Cuneo, Ed Shytile, Ellis Freedman, Bernie Mock, John Dillon^, Benton Bennett, Bill White, Vince Grimaldi, Ian Morrison, Dick Grubar, Steve Previs, Brad Hoffman, Ademola Okulaja, Neil Fingleton, Will Graves, Van Hatchell, J.P. Tokoto, Kanler Coker, Cameron Johnson, Jeremiah Francis, **Walker Kessler**

## 14

Ben Blood, Ramsey Potts, Woody Holland, Guy Byerly, George Paine, Hugo Kappler, Simon Terrell, Skippy Winstead, Dave Hanners, Derek McAllister, Jeff Lebo, Derrick Phelps, Ryan Sullivan, Jonathan Holmes, Danny Green, Terrence Petree, Desmond Hubert, Brandon Robinson, Kane Ma, **Puff Johnson**

## 15

Frank Ramsey, Andy Bershak, Hank Feimster, Reid Suggs, Bob Altemose, Boyce Box, Bill Voris, Jack Fitch, Bones McKinney, Hank Lebed, Hugo Kappler, Bill Smith, Vince Grimaldi, Willis Henderson, John Kuester, Brian Ellerby, Courtney Dupree, Jason Burgess, Shammond Williams, Vince Carter^, Kenny White, Damien Price, Charlie Everett, Dewey Burke, J.B. Tanner, Leslie McDonald, Stewart Cooper, P.J. Hairston, **Garrison Brooks**

## 16

Jason Glace, Tony Cernugle, Les Branson, Bob Rose, Reid Suggs, Ed Shytile, Dan Marks, Michael Fisher, Norman Kohler

## 17

Latch Webster, Watts Carr, Dick Donnan, Joe Nelson, Don Wilson, Reid Suggs, Fritz Nagy, Manny Alvarez, Ed Wagner, Miles Hall, Irving Turk, Bill White

## 18

Dave "Red" Meroney, Ben Dilworth, Bob Rose, Jim White, Jack Fitch, Nemo Nearman, Norman Kohler, Bill Wood, Harold Spurlock

## 19

Pete Boone, Hank Pessar, Cam Rodman, John Dewell, Norman Kohler, Bob Shuford, Bill Allen, Marx Nathan, Fred Swartzberg

## 20 (retired)

George Glamack\*, Dan Marks, Frank Wideman, Lester Hughes, Dan Nyimicz, Hal Ferraro, Frank Redding, Ike Neeley, Cooper Taylor, Paul Anisko, Gene Glancy, Bob Young, Wallace Graham, Donnie Walsh, Peppy Callahan, John Yokley, Eddie Fogler, Bill Chambers, Ray Harrison, David Colescott, Cliff Morris, Steve Bucknall

## 21

Dave Bowman, Bill Locke, Wray Lewis, John Fields, Rip Ryan, Bill Miller, Howard Deasy, Jerry Vayda, Al Lifson, Mitch Kupchak^, Jimmy Black, Michael Norwood, King Rice, Donald Williams^, Terrence Newby, Jawad Williams, Deon Thompson, Jackson Simmons, Seventh Woods, **Sterling Manley**

## 22

Junie Bailey, Terry Holmes, Leonard Guyes, Benton Bennett, Paul Likins, Edward Sutton, Roy Searcy, York Larese^, Mike Cooke, Bobby Lewis^, Jim Delany, George Karl, Dudley Bradley, Buzz Peterson, Kevin Madden, Pearce Landry, Webb Tyndall, Scott Williams, Ronald Curry, Justin Bohlander, Wes Miller, Wayne Ellington^, David Dupont, Frank Tanner, Isaiah Hicks, **Walker Miller**

## 23 (retired)

Albert Carr, John Tsantes, Bud Maddie, Skippy Winstead, Buddy Clarke, Jimmy Guill, Ged Doughton, Michael Jordan\*

## 24

Bob Altemose, Ernie Schwarz, Walter Davis^, Jim Braddock, Joe Wolf, Doug Elstun, Dante Calabria, Max Owens, Jesse Holley, Marvin Williams, Surry Wood, Justin Watts, Sasha Seymore, Kenny Williams, **Kerwin Walker**

## 25

Jippy Carter, Albert Long, James Smith, Donnie Smith, Randy Wiel, Steve Hale, Jason Capel, Damion Grant, Justin Knox, J.P. Tokoto, Justin Coleman, Aaron Rohlman, Caleb Ellis, **Creighton Lebo**

## 30

Darius Wells, Jack Wallace, Cliff Walker, Bill Hathaway, Ray Stanley, Dieter Krause, Jim Moore, Mike Iannarella, Greg Campbell, Al Armour, Dale Gipple, John O'Donnell, Woody Coley, Al Wood^, Kenny Smith^, Rasheed Wallace^, Phillip McLamb, Will Robinson, Jack Wooten, Thomas Thornton, Patrick Crouch, James Manor, Stilman White, **K.J. Smith**



**31**

Charlie Thorne, Tom Gaines, Al Lifson, Gerry McCabe, Gehrmann Holland, Ken McComb, Bruce Bowers, Charlie Burns, Bill Taylor, Bob Bennett, Bill Bunting, Bill Chamberlain^, Mickey Bell, Loren Lutz, Mike O'Koren^, Matthew Brust, David May, Brian Reese, Adam Boone, Jonathan Miller, Thomas Wilkins, John Henson, Justin Coleman

**32**

Leonard Guyes, Frank Redding, Bob Phillips, Gerry McCabe, Bob Cunningham, Lou Brown, Peppy Callahan, Billy Cunningham^, Mark Mirken, Dave Chadwick, Darrell Elston, Tom Zaliagiris, Eric Kenny, John Brownlee, Pete Chilcutt, Orlando Melendez, Rashad McCants^, Alex Stepheson, Ed Davis, D.J. Johnston, Luke Maye, Justin Pierce

**33 (retired)**

Nemo Nearman, Bob Phillips, Jack Powell, Gerry McCabe, Danny Lotz, Jim Hudock, Bill Brown, Charlie Scott^, Roger Jamison, Dean Shaffer, Ranzino Smith, Kevin Salvadori, Antawn Jamison\*

**34**

Frank Redding, Bill Ellington, Frank Goodwin, John Dittmar, Paul Anisko, Dick Kepley, Richard Vinroot, Bruce Bowers, Charles Hassell, Terry Ronner, Pud Hassell, Jim Moore, Jim Bostick, Don Eggleston, Bobby Jones^, Pete Budko, J.R. Reid^, George Lynch^, Charlie McNairy, David Noel, Brandon Wright, David Wear, Stewart Cooper, Denzel Robinson, Toby Egbuna, Robbie O'Han, **Duwe Farris**

**35**

Cooper Taylor, Pete Brennan^, Doug Moe^, Charlie Burns, Bill Galantai, Ralph Fletcher, Lee Dedmon, Robert McAdoo^, Charles Waddell, Dave Popson, Joe Jenkins, Travis Stephenson, Brad Frederick, Jim Everett, C.J. Hooker, Patrick Moody, James Gallagher, Reggie Bullock, **Ryan McAdoo**

**40**

Dick Kocornik, Tommy Kearns^, Yogi Poteet, Bill Harrison, Earl Johnson, Donnie Moe, Ricky Webb, Bill Chambers, Donn Johnston, Bruce Buckley, Gary Roper, Hubert Davis, Ed Geth, Joseph Forte^, Mike Copeland, Harrison Barnes^

**41**

Paul Likins, Joe Quigg, Jim Donohue, Terry Ronner, Jim Smithwick, Joe Brown, Mike Earey, John Cox, Geff Crompton, Sam Perkins^, Byron Sanders

**42**

Hal Bowden, Bud Maddie, Walter Green, Hilliard Green, Harvey Salz, Marty Conlon, Charlie Shaffer, Tom Gauntlett, Gra Whitehead, Kim Huband, Bill Chambers, Jeff Wolf, Brad Daugherty^, Scott Williams, Jerry Stackhouse^, Kris Lang, Sean May^, Joel James, Brandon Huffman

**43**

Jerry Vayda, Stan Groll, Grey Poole, Art Katz, Mike Smith, Dickson Gribble, Rusty Clark, Craig Corson, Ed Stahl, John Virgil, Jeb Barlow, Curtis Hunter, Larry Smith, Matt Laczkowski, Joe Everett, Travis Wear, James Michael McAdoo, Spenser Dalton

**44**

Tony Radovich, Mike Steppe, Bryan McSweeney, Mark Mirken, Larry Miller^, Dennis Wuycik^, Donald Washington, Eric Harry, Matt Doherty, Rick Fox, Clyde Lynn, Will Johnson, Tyler Zeller^, Justin Jackson^

**45**

Grey Poole, Tommy LaGarde^, Chris Brust, Marty Hensley, Clifford Rozier, Serge Zwikker, Julius Peppers, Jesse Holley, Stilman White

**50 (retired)**

Rich Yonakor, Cecil Exum, Bill Akins, Octavus Barnes, Brian Bersticker, Tyler Hansbrough\*

**51**

Timo Makkonen

**52 (retired)**

James Worthy\*

**54**

Steve Krafcsin, Warren Martin, John Greene, Vasco Evtimov

**55**

Matt Wenstrom, Wade Moody, Christian Keeling

\* player for whom the number is retired

^ player for whom the number is honored

**RETIRED NUMBERS**

10 – Lennie Rosenbluth

12 – Phil Ford

20 – George Glamack

23 – Michael Jordan

33 – Antawn Jamison

50 – Tyler Hansbrough

52 – James Worthy

**FIRST-GAME STARTERS**

(since 1972-73)

The following Carolina players started their first game as freshmen:

Name	Season
Phil Ford	1974-75
Mike O'Koren	1976-77
James Worthy	1979-80
Michael Jordan	1981-82
Kenny Smith	1983-84
J.R. Reid	1986-87
Pete Chilcutt	1987-88
Rick Fox	1987-88
Vince Carter	1995-96
Antawn Jamison	1995-96
Ed Cota	1996-97
Brendan Haywood	1997-98
Jason Capel	1998-99
Kris Lang	1998-99
Joseph Forte	1999-00
Adam Boone	2000-01
Jawad Williams	2001-02
Raymond Felton	2002-03
Sean May	2002-03
Rashad McCants	2002-03
Quentin Thomas	2004-05
Bobby Frasier	2005-06
Marcus Ginyard	2005-06
Tyler Hansbrough	2005-06
Wayne Ellington	2006-07
Brandan Wright	2006-07
Tyler Zeller	2008-09
Harrison Barnes	2010-11
Marcus Paige	2012-13
Nate Britt	2013-14
Justin Jackson	2014-15
Theo Pinson	2014-15
<b>Garrison Brooks</b>	<b>2017-18</b>
Jalek Felton	2017-18
Coby White	2018-19
Cole Anthony	2019-20
<b>Armando Bacot</b>	<b>2019-20</b>

**FOUR-YEAR STARTERS**

Name	Seasons
Meb Long	1912-16
Bailey Lipfert	1917-21
Cart Carmichael	1920-24
Monk McDonald	1920-24
Bill Dodderer	1923-26, 1927-28
Nemo Nearman	1946-50
Walter Davis	1973-77
Phil Ford	1974-78
Mike O'Koren	1976-80
Sam Perkins	1980-84
Brad Daugherty	1982-86
Kenny Smith	1983-87
Jeff Lebo	1985-89
Ademola Okulaja	1995-99
Jason Capel	1998-2002
Kris Lang	1998-2002
Tyler Hansbrough	2005-09
Marcus Paige	2012-16
Kennedy Meeks	2013-17



# BIRTHDAYS

## JANUARY

Name	Year
1 Max Owens	1978
Willis Henderson	1934
Bones McKinney	1919
4 James Michael McAdoo	1993
Jim Bostick	1947
6 James Manor	1992
8 Tony Bradley	1998
Jesse Holley	1984
John "Hook" Dillon	1924
11 Chris Brust	1960
Eric Henry	1956
Mike Cooke	1942
12 Jackson Simmons	1993
13 Nate Britt	1994
Justin Knox	1989
Nat Cartmell	1883
14 Mark Mirken	1945
17 Tyler Zeller	1990
18 Damion Grant	1982
Julius Peppers	1980
19 Jason Capel	1980
22 Joel James	1994
Lennie Rosenbluth	1933
24 Van Hatchell	1989
26 Vince Carter	1977
27 Joe Jenkins	1966
28 Wes Miller	1983
Cliff Morris	1963
Tony Shaver	1954
29 Ed Stahl	1953
Jim Moore Jr.	1945
31 Dick Worley	1916

## FEBRUARY

3 Melvin Scott	1982
Steve Hale	1964
John Virgil	1958
4 Leslie McDonald	1991
Pete Budko	1960
5 Kennedy Meeks	1995
Michael Norwood	1965
6 John Kuester	1955
7 Mike O'Koren	1958
9 Phil Ford	1956
Steve Previs	1950
10 Tommy LaGarde	1955
Billy Chambers	1950
11 Nassir Little	2000
13 Ged Doughton	1957
14 Orlando Melendez	1979
16 Coby White	2000
17 Michael Jordan	1963
18 Scott Cherry	1971
Charles Waddell	1953
19 Jawad Williams	1983
23 Tom Zaliagiris	1956
24 Donald Williams	1973
25 Matt Doherty	1962
Ray Respass	1943
27 David Noel	1984
James Worthy	1961
28 Quentin Thomas	1986
Bob Bennett	1944
Dean Smith	1931

## MARCH

1 Donnie Walsh	1941
3 Cameron Johnson	1996
<b>Eric Hoots</b>	<b>1981</b>
Jim Delany	1948
4 Henrik Rödl	1969
Pud Hassell	1943
5 Larry Drew II	1990
6 <b>Armando Bacot</b>	<b>2000</b>
Brad Hoffman	1953
Vince Grimaldi	1935
7 Luke Maye	1997
Don Eggleston	1949
8 Kenny Smith	1965
14 Dave Hanners	1954
Donnie Moe	1945
Jim Hudock	1940
Harry Jones	1939
16 Reggie Bullock	1991
Ed Sutton	1935
17 Steve Bucknall	1966
Bruce Buckley	1955
Dale Gripple	1949
19 Dudley Bradley	1957
20 Denzel Robinson	1991
Matt Laczkowski	1978
James Daye	1964
Bobby Lewis	1945
21 Scott Christopher Williams	1968
Craig Corson	1949
23 Joseph Forte	1981
25 Mike Copeland	1986
Ray Harrison	1953
27 Larry Smith	1972
28 Justin Jackson	1995
Earl Johnson	1943
29 Jackie Manuel	1983
Donn Johnston	1951
Dennis Wuycik	1950
Danny Lotz	1937
31 Jonathan Holmes	1980
J.R. Reid	1968

## APRIL

1 Joel Berry II	1995
Jerod Haase	1974
Warren Martin	1963
2 Brandon Huffman	1998
Randy Wiel	1951
4 <b>Sean May</b>	<b>1984</b>
Larry Miller	1946
5 Shammond Williams	1975
7 Reyshawn Terry	1984
Jim Everett	1979
8 <b>Andrew Platek</b>	<b>1998</b>
9 Luke Davis	1991
Brooks Foster	1986
10 Will Robinson	1984
12 Doug Wojcik	1964
14 Bryan McSweeney	1942
Richard Vinroot	1941
15 Scott Carmichael Williams	1977
21 Randy Wiel	1951
22 Donald Washington	1952
Bob Cunningham	1936
23 Rusty Clark	1947
27 Donald Washington	1952
28 Serge Zwikker	1973
30 <b>Ryan McAdoo</b>	<b>1999</b>
Kanler Coker	1993

## MAY

1 Jalek Felton	1998
Patrick Crouch	1990
2 J.B. Tanner	1987
6 Jim Hayworth	1923
8 Marcus Ginyard	1987
10 Charles Burns	1940
12 Lynwood Robinson	1963
George Karl	1951
15 Cole Anthony	2000
Will Graves	1988
17 <b>Hubert Davis</b>	<b>1970</b>
Dave Popson	1964
Buzz Peterson	1963
18 Dick Kocornik	1932
19 Ed Cota	1976
22 David May	1967
24 Mitch Kupchak	1954
25 Kim Hubbard	1950
26 Jeremiah Francis	2000
Jim Jordan	1925
28 Ronald Curry	1979
Bruce Bowers	1941
30 Harrison Barnes	1992
Vasco Evtimov	1977
31 Caleb Ellis	1997

## JUNE

1 Christian Keeling	1998
Jim Braddock	1961
Bill Brown	1943
2 Jack Wooten	1987
Al Wood	1958
3 Loren Lutz	1957
Billy Cunningham	1943
5 Ed Davis	1989
Ray Hite	1952
6 Aaron Rohlman	1996
Harvey Salz	1937
7 George Glamack	1919
10 John Greene	1968
Marty Hensley	1967
11 Stewart Cooper	1989
Dickson Gribble	1946
Ray Hassell	1944
12 Antawn Jamison	1976
David Neal	1976
Eddie Fogler	1948
14 <b>Rechon "Leaky" Black</b>	<b>1999</b>
Brian Bersticker	1979
Sam Perkins	1961
Jim Frye	1946
16 Gra Whitehead	1948
18 Marty Hensley	1967
19 Marvin Williams	1986
21 Nemo Nearman	1926
22 Danny Green	1987
25 Timo Makkonen	1961
26 <b>K.J. Smith</b>	<b>1996</b>
Raymond Felton	1984
27 Brice Johnson	1994
28 Steve Krafcsisin	1958
Frank Goodwin	1934
29 <b>Garrison Brooks</b>	<b>1999</b>
30 Eric Kenny	1959

JULY		
1	Justin Watts	1990
2	Brian Reese	1971
4	Geff Crompton	1955
6	<b>Anthony Harris</b>	<b>2000</b>
	Justin Pierce	1998
	Dean Shaffer	1961
7	C.J. Hooker	1983
9	David Chadwick	1949
10	Ademola Okulaja	1975
14	Webb Tyndall	1975
15	Desmond Hubert	1992
16	Marc Campbell	1986
	John Brownlee	1963
18	York Larese	1938
19	Cooper Taylor	1931
21	Phillip McLamb	1987
23	Damien Price	1982
24	Isaiah Hicks	1994
	Rick Fox	1969
	Thomas Thornton	1987
	Keith Valentine	1957
25	Brian Morrison	1982
26	<b>Walker Kessler</b>	<b>2001</b>
	Dick Grubar	1947
27	Stilman White	1992
	Bill Guthridge	1937
	Kenny Harris	1971
31	Derrick Phelps	1972

AUGUST		
1	Ranzino Smith	1966
	Woody Coley	1955
	<b>Roy Williams</b>	<b>1950</b>
3	Jason Burgess	1970
	Buddy Clark	1935
6	Ian Morrison	1945
	Mike Smith	1939
7	Seventh Woods	1998
	Alex Stepheson	1987
	Cecil Exum	1962
	Greg Campbell	1946
12	Ed Geth	1974
15	Darrell Elston	1952
	Bill Harrison	1943
16	<b>Walker Miller</b>	<b>1997</b>
	Adam Boone	1981
	Dave Colescott	1957
19	Kendall Marshall	1991
26	Bill Bunting	1947
	Bobby Gersten	1920
30	Fred Quartlebaum	1967

SEPTEMBER		
1	<b>Duwe Farris</b>	<b>2000</b>
2	Mike Pepper	1958
	Yogi Poteet	1940
3	George Lynch	1970
	Kevin Madden	1966
	Jeff Wolf	1958
6	Wade Moody	1991
8	<b>Creighton Lebo</b>	<b>2001</b>
	Byron Sanders	1983
9	Jeb Barlow	1960
	Mike Pepper	1958
	Walter Davis	1954
10	Curtis Hunter	1963
11	Justin Coleman	1994
	Marcus Paige	1993
12	Bill Galantai	1941
13	Ralph Fletcher	1946
14	Pete Chilcutt	1968
	Lee Dedmon	1948
	Larry Brown	1940
15	J.P. Tokoto	1993

SEPTEMBER (cont.)		
16	Deon Thompson	1988
	Dick Hartley	1922
17	Rasheed Wallace	1974
21	David Wear	1990
	Travis Wear	1990
	Ryan Sullivan	1976
	Ron Gauntlett	1945
	Doug Moe	1938
22	Frank Tanner	1990
23	Clyde Lynn	1974
	Eric Montross	1971
	Pete Brennan	1936
24	Bob MacKinnon	1960
25	Rashad McCants	1984
	Bob McAdoo	1951
	Bob Young	1935
26	Gerald Tuttle	1946
27	<b>Caleb Love</b>	<b>2001</b>
	Jim Smithwick	1944

OCTOBER		
1	Dexter Strickland	1990
2	Terrence Petree	1987
3	Justin Bohlander	1984
	Charlie McNairy	1974
	Rich Yonakor	1958
5	Brandan Wright	1987
	Jeff Lebo	1966
6	Larry Davis	1973
	Tommy Kearns	1936
8	Doug Elstun	1968
	Mickey Bell	1953
9	Bill B. Chambers	1953
10	Richard Tuttle	1948
11	<b>Donovan "Puff" Johnson</b>	<b>2000</b>
14	Dieter Krause	1940
18	Jonathan Miller	1981
	Will Johnson	1980
19	Brad Daugherty	1965
	Charlie Thorne	1927
20	<b>Kerwin Walton</b>	<b>2001</b>
21	<b>RJ Davis</b>	<b>2001</b>
22	Jeff McInnis	1974
25	DJ Johnston	1988
	Art Katz	1942
27	Pearce Landry	1972
28	Michael Brooker	1977
29	Patrick Moody	1986
	Thomas Wilkins	1983
	<b>Steve Robinson</b>	<b>1957</b>
30	Ben Carnevale	1915
31	Bobby Frasor	1986
	Clifford Rozier	1972
	Joe Brown	1946

NOVEMBER		
1	Octavus Barnes	1974
2	Spenser Dalton	1993
	Surry Wood	1984
3	Ty Lawson	1987
	Tyler Hansbrough	1985
4	Matt Wenstrom	1970
5	Theo Pinson	1995
	Jerry Stackhouse	1974
6	<b>Day'Ron Sharpe</b>	<b>2001</b>
8	Dante Calabria	1973
	Frank McGuire	1914
9	Bill McCachren	1915
13	Albert Long	1931
14	Sasha Seymore	1992
16	James Gallagher	1987
	Peppy Callahan	1939
18	Kenny Williams	1996
19	<b>Brad Frederick</b>	<b>1976</b>
20	Jimmy Black	1960

NOVEMBER (cont.)		
21	Terrence Newby	1977
	C.B. McGrath	1975
25	Dewey Burke	1983
	Travis Stephenson	1969
27	Brendan Haywood	1979
29	Wayne Ellington	1987

DECEMBER		
2	Bill Akins	1967
	Matt Brust	1965
6	Brandon Robinson	1997
12	Kris Lang	1979
	Makhtar Ndiaye	1973
14	King Rice	1968
15	Pat Sullivan	1971
	Charlie Scott	1948
	Dick Donnan	1923
16	David Dupont	1989
	Bill Chamberlain	1949
17	Jeff Denny	1967
	Joe Wolf	1964
	Dick Patterson	1929
18	<b>Sterling Manley</b>	<b>1998</b>
	Neil Fingleton	1980
	Bobby Jones	1951
21	Charles Shaffer	1941
22	Shea Rush	1997
	Rodney Hyatt	1967
24	P.J. Hairston	1992
	Gary Roper	1962
26	Rickie Webb	1947
27	John O'Donnell	1951
28	John Henson	1990
30	Kevin Salvadori	1970

*This is not a complete list.  
Please submit corrections or additions  
to [stevekirschner@unc.edu](mailto:stevekirschner@unc.edu).*





# ALL-TIME SCORES

## 1910-11

**Record:** 7-4 (H: 6-1, A: 1-3)

**Coach:** Nat Cartmell

J27	Virginia Christian (Lynchburg)	H	W	42-21
F1	Durham YMCA	H	W	60-18
F3	Wake Forest	H	W	31-28
F8	Davidson	H	W	27-25
F15	Charlotte YMCA	H	W	42-28
F18	Wake Forest	A	L	16-38
F21	Tennessee	H	W	40-21
F24	Virginia	H	L	15-18
F27	Virginia Christian (Lynchburg)	A	L	31-33
F28	Woodberry Forest (Orange, Va.)	A	W	23-11
M1	Virginia	A	L	16-24

## 1911-12

**Record:** 4-5 (H: 3-4, A: 0-1, N: 1-0)

**Coach:** Nat Cartmell

J5	Durham YMCA	H	L	18-29
J9	Elon	H	W	36-5
J12	William & Mary	H	W	35-21
J31	Guilford	H	L	20-35
F2	Virginia Christian (Lynchburg)	H	W	43-17
F12	Durham YMCA	A	L	18-26
F16	Virginia Tech	H	L	28-37
F19	Durham YMCA	H	L	28-29
F26	Wake Forest	RAL	W	18-15

## 1912-13

**Record:** 4-7 (H: 4-2, A: 0-4, N: 0-1)

**Coach:** Nat Cartmell

J25	Durham YMCA	H	L	22-23
F3	Davidson	H	W	42-8
F5	Elon	H	W	41-11
F7	Emory & Henry	H	L	17-20
F10	Virginia	RAL	L	19-30
F15	Wake Forest	A	L (OT)	21-22
F22	NC A&M (NC State)	A	L	18-26
F25	Virginia Tech	H	W	29-9
F28	Guilford	A	L	29-44
M1	Elon	A	L	19-23
M4	Wake Forest	H	W	19-15

## 1913-14

**Record:** 10-8 (H: 3-1, A: 6-5, N: 1-2)

**Coach:** Nat Cartmell

D13	Elon	H	L	15-21
D16	Durham YMCA	H	W	37-24
D29	Charlotte YMCA	A	W	43-32
D30	Charlotte YMCA	A	W	53-29
J14	Durham YMCA	A	L	37-42
J30	Guilford	A	W (OT)	23-22
J31	Elon	A	W	29-16
F6	Wake Forest	H	W	28-24
F9	Virginia	RAL	L	27-67
F14	Wake Forest	A	L	30-39
F16	Durham YMCA	RAL	W	44-28
F19	Guilford	H	W	38-13
F24	Wake Forest	RAL	L	29-32
F27	Woodberry Forest	A	W	25-21
F28	VMI	A	L	29-37
M2	Staunton Military Academy	A	W	41-10
M3	Lynchburg YMCA	A	L	34-42
M4	Virginia	A	L	23-56

## 1914-15

**Record:** 6-10 (H: 3-1, A: 2-7, N: 1-2)

**Coach:** Charles Doak

D12	Durham YMCA	H	L	14-22
D16	Durham YMCA	A	L	25-44
D19	Durham YMCA	H	W	25-24
J11	Elon	H	W	15-9
J16	Wake Forest	RAL	L	23-26
F2	Wake Forest	H	W	32-20
F8	Virginia	RAL	L (OT)	29-30

F11	Wake Forest	A	L	25-30
F13	Guilford	RAL	W	45-27
F15	Roanoke (Salem, Va.)	A	W	18-17
F16	Washington & Lee	A	L	22-29
F17	VMI	A	L	24-28
F18	Virginia	A	L	26-43
F19	Staunton Military Academy	A	W	28-16
F20	Lynchburg YMCA	A	L	20-63
F27	Elon	A	L	15-19

## 1915-16

**Record:** 12-6 (H: 5-1, A: 6-3, N: 1-2)

**Coach:** Charles Doak

D15	Durham YMCA	H	L	16-26
D17	Durham YMCA	A	W	18-14
J10	Elon	H	W	31-10
J13	Statesville YMCA	H	W	51-14
J15	Wake Forest	RAL	L	22-27
F3	Maryville	H	W	39-24
F7	Virginia	RICH	L	24-30
F8	Virginia Tech	ROA	L	27-44
F9	Roanoke	A	L	13-45
F10	Randolph-Macon (Bedford, Va.)	A	W	47-18
F11	Washington & Lee	A	L	18-25
F12	VMI	A	W (OT)	25-23
F16	Davidson	H	W	20-14
F19	Elon	A	W	19-15
F24	Guilford	A	W	51-21
F25	Davidson	STV	W	31-21
F26	Statesville YMCA	A	W	34-30
M2	Guilford	H	W	40-26

## 1916-17

**Record:** 5-4 (H: 4-1, A: 0-3, N: 1-0)

**Coach:** Howell Peacock

J30	Durham YMCA	H	W	49-30
F2	Davidson	H	L	31-36
F13	Virginia Tech	H	W	31-23
F22	VMI	H	W	33-22
F24	Virginia	LYN	W	35-24
F26	Washington & Lee	A	L	23-40
F27	VMI	A	L	34-47
F28	Virginia Tech	ROA	L	22-30
M3	Guilford	H	W	55-28

## 1917-18

**Record:** 9-3 (H: 7-0, A: 2-2, N: 0-1)

**Coach:** Howell Peacock

D11	Durham YMCA	H	W	66-13
D15	Durham YMCA	A	W	44-24
J31	Emory & Henry	H	W	63-21
F1	Georgia	H	W	36-27
F11	Elon	H	W	29-25
F15	Elon	A	L	21-28
F16	Guilford	A	W	28-24
F18	Lynchburg Athletic Club	A	L	23-38
F19	Virginia	LYN	L	35-45
F22	Guilford	H	W	31-19
F28	Davidson	H	W	28-22
M7	South Carolina	H	W	58-21

## 1918-19

**Record:** 9-7 (H: 3-2, A: 6-3, N: 0-2)

**Coach:** None

J23	Durham YMCA	H	L	22-40
J28	Guilford	H	W	47-23
F7	Durham YMCA	H	L	21-25
F8	Wake Forest	H	W	30-17
F11	Elon	H	W	44-12
F14	Guilford	A	W	56-23
F15	Virginia	A	L	29-40
F17	Washington & Lee	A	W	31-27
F18	VMI	A	W	42-28
F19	Virginia Tech	A	L	14-37
F20	Virginia Tech	ROA	L	22-28
F27	Virginia	RAL	L	21-31

F28	Charlotte YMCA	A	W	51-46
M1	Davidson	A	W	40-12
M3	Camp Jackson (Columbia, S.C.)	A	W	37-30
M15	NC A&E (NC State)	A	L	29-39

## 1919-20

**Record:** 8-9 (H: 5-1, A: 3-7, N: 0-1)

**Coach:** Fred Boye

D10	Durham YMCA	H	W	40-30
D13	Leaksville YMCA	H	W	35-22
J10	Durham YMCA	A	L (OT)	30-34
J15	Guilford	A	W	50-23
J16	Davidson	A	L	20-31
J17	Charlotte YMCA	A	L	32-40
J21	Durham YMCA	H	W	28-27
J24	Trinity (Duke)	A	W	36-25
J29	Davidson	H	W	23-22
F7	Virginia	A	L	25-40
F9	Georgetown	A	L	27-36
F10	Catholic	A	W	32-28
F11	Navy	A	L	24-37
F27	Virginia	RAL	L	31-37
M1	Trinity (Duke)	H	L	18-19
M3	NC State	H	W	41-12
M6	NC State	A	L	21-32

## 1920-21

**Record:** 12-8 (H: 7-0, A: 4-8, N: 1-0)

**Coach:** Fred Boye

D8	Durham YMCA	A	W	22-16
J14	South Carolina	H	W	34-15
J19	Elon	H	W	37-12
J26	Trinity (Duke)	A	L	22-25
F1	Virginia	A	W	28-26
F2	Washington & Lee	A	W	29-25
F3	VMI	A	L	23-38
F4	Georgetown	A	L	22-38
F5	Army	A	L	26-34
F7	Rutgers	A	L	20-25
F8	Yale	A	L	30-32
F9	Navy	A	L	24-50
F10	Lynchburg Elks	A	W	33-15
F14	Durham YMCA	H	W	44-25
F18	Davidson	H	W	37-20
F19	NC State	H	W	62-10
F23	Trinity (Duke)	H	W	41-19
F26	Virginia	H	W	43-12
M2	NC State	A	L	31-32
M5	Trinity (Duke)	RAL	W	55-18

## 1921-22

**Record:** 15-6 (H: 6-1, A: 4-4, N: 5-1)

Southern Conference 3-3 Tied 7th Place,  
SoCon Tournament Champion

**Coach:** Fred Boye

D12	Durham YMCA	A	L	18-41
J12	South Carolina	H	W	44-28
J14	Durham YMCA	H	L	25-46
J19	Wake Forest	A	W	44-27
J31	NC State	A	W	30-17
F2	Wofford	H	W	54-26
F4	Trinity (Duke)	H	W	38-22
F6	NC State	H	W	49-19
F11	Elon	H	W	59-24
F14	Wake Forest	H	W	32-28
F17	VMI	A	W	31-26
F18	Washington & Lee	A	L	25-38
F20	Virginia	A	L (OT)	29-31
F21	Army	A	L	22-52

## Southern Conference Tournament

F24	Howard (Spartanburg)	ATL	W	35-22
F25	Newberry	ATL	W	32-27
F27	Georgia	ATL	W	33-25
F28	Alabama	ATL	W	20-11
M1	Mercer	ATL	W	40-26
M2	Washington & Lee	RAL	L	36-39
M7	Trinity (Duke)	A	W	29-23

**1922-23****Record:** 15-1 (H: 7-0, A: 7-0, N: 1-1)

Southern Conference 5-0, Regular-Season Champion

**Coach:** Fred Boye

D16	Durham YMCA	A	W	31-28
J9	Durham YMCA	H	W	50-21
J19	Wake Forest	H	W	38-26
J23	Mercer	H	W	33-22
J30	VMI	A	W	26-20
J31	Washington & Lee	A	W	24-21
F1	Lynchburg	A	W	50-31
F3	Trinity (Duke)	A	W	20-19
F5	Wake Forest	A	W	25-23
F9	Florida	H	W	59-14
F17	Trinity (Duke)	H	W	36-22
F19	NC State	H	W	39-9
F21	NC State	A	W	45-26
F24	Virginia	H	W	39-16

**Southern Conference Tournament**

F27	Mississippi College	ATL	W	28-21
F28	Mississippi	ATL	L	32-34

**1923-24****Record:** 26-0 (H: 10-0, A: 12-0, N: 4-0)

Southern Conference 7-0, Tournament Champion,

Helms National Champion

**Coach:** Norman Shepard

D15	Durham Elks	A	W	33-20
D30	Charlotte YMCA	A	W	31-29
J8	Mercer	H%	W	35-23
J15	Guilford	H	W	50-22
J19	Davidson	CHAR	W	37-27
J22	Durham Elks	H	W	49-23
J23	Elon	H	W	60-13
J26	Wake Forest	A	W	32-16
J31	Trinity (Duke)	H	W	31-20
F2	VMI	A	W	40-25
F4	Catholic	A	W	35-22
F5	Maryland	A	W	26-20
F7	Lynchburg	A	W	38-26
F8	Washington & Lee	A	W	19-16
F9	Virginia	A	W	33-20
F14	South Carolina	H	W	53-19
F16	William & Mary	H	W	54-16
F18	NC State	H	W	44-9
F19	Trinity (Duke)	A	W	23-20
F21	Wake Forest	H	W	33-12
F23	NC State	A	W	41-24
F27	Washington & Lee	H	W	26-17

**Southern Conference Tournament**

F29	Kentucky	ATL	W	41-20
M1	Vanderbilt	ATL	W	37-20
M3	Mississippi A&M (State)	ATL	W	33-23
M4	Alabama	ATL	W	26-18

*% first game in the Indoor Athletic Court (Tin Can)***1924-25****Record:** 20-5 (H: 8-2, A: 7-3, N: 5-0)

Southern Conference 8-0, Regular-Season &amp; Tournament Champion

**Coach:** Monk McDonald

J8	Durham Elks	A	W	46-27
J13	Durham Elks	H	W	51-12
J16	Guilford	H	W	37-10
J17	Davidson	H	W	44-13
J20	Lynchburg	H	W	26-12
J22	Wake Forest	A	W	22-18
J24	Duke	A	W	25-21
J31	Maryland	A	W	21-16
F2	Harvard	A	L	22-23
F3	Crescent AC (Brooklyn)	A	L	24-32
F4	Navy	A	L	20-39
F5	VMI	A	W	31-19
F6	Washington & Lee	A	W	31-15
F10	NC State	A	W	27-17
F12	South Carolina	H	L	27-28
F14	Duke	H	W	34-18
F17	Wake Forest	H	W	43-24
F19	NC State	H	W	29-10
F21	Virginia	H	W	26-15
F25	Washington & Lee	H	L	22-29

**1925 Southern Conference Tournament**

F26	Virginia Tech	ATL	W	42-13
F27	LSU	ATL	W	35-21
F28	Georgia Tech	ATL	W	34-26
M2	Georgia	ATL	W	40-19
M3	Tulane	ATL	W	36-28

**1925-26****Record:** 20-5 (H: 10-0, A: 6-5, N: 4-0)

Southern Conference 7-0, Tournament Champion

**Coach:** Harlan Sanborn

J9	Durham YMCA	A	W	42-35
J12	Durham YMCA	H	W	41-19
J14	Wofford	H	W	41-23
J15	Clemson	H	W	50-20
J16	Guilford	H	W	44-20
J20	Wake Forest	A	L	28-29
J23	Duke	H	W	38-22
J27	Elon	H	W	40-25
F2	NC State	H	W	31-21
F4	Virginia	A	W	47-16
F5	Catholic	A	W	32-25
F6	Navy	A	L (2 OT)	30-31
F8	Harvard	A	L (OT)	37-40
F9	Maryland	A	L	22-23
F10	VMI	A	W	39-22
F11	Washington & Lee	A	W	43-26
F13	Florida	H	W	42-6
F16	Wake Forest	H	W	32-22
F18	NC State	A	L	8-17
F20	Duke	A	W	44-21
F23	Davidson	H	W	53-18

**Southern Conference Tournament**

F26	Clemson	ATL	W	52-21
F27	Virginia	ATL	W	25-23
M1	Mississippi	ATL	W	38-23
M2	Mississippi A&M (State)	ATL	W	38-23

**1926-27****Record:** 17-7 (H: 7-3, A: 7-3, N: 3-1)

Southern Conference 7-3, 8th Place

**Coach:** James Ashmore

D29	Greensboro YMCA	A	W	35-21
D30	Salisbury YMCA	A	L	28-29
D31	Charlotte YMCA	A	W	36-15
J6	Durham YMCA	H	W	37-16
J12	Durham YMCA	A	W	46-22
J15	Hampden-Sydney	H	W	64-5
J19	Georgia	H	W	34-27
J24	Charlotte Monograms	H	L	29-31
J27	Wake Forest	H	L	23-30
J29	NC State	H	W	40-20
J31	Duke	A	W	40-33
F3	Virginia Tech	H	W	36-22
F4	Virginia	H	W	42-13
F5	VMI	A	W	33-14
F7	Maryland	A	L	23-28
F8	Maryland	A	W	32-23
F9	Navy	A	L	26-31
F12	NC State	A	W	19-13
F15	Wake Forest	RAL	W	32-26
F19	Maryland	H	L	19-23
F22	Duke	H	W	37-21

**Southern Conference Tournament**

F25	Tennessee	ATL	W	32-17
F26	Auburn	ATL	W	28-15
F28	Georgia	ATL	L	20-23

**1927-28****Record:** 17-2 (H: 10-0, A: 6-1, N: 1-1)

Southern Conference 8-1, Tied 3rd Place

**Coach:** James Ashmore

D3	Durham YMCA	H	W	40-5
D10	Salisbury YMCA	H	W	45-12
D27	Charlotte Monograms	A	W	33-30
D29	Tulane	A	W	23-21
D30	Tulane	A	L	19-20
D31	Tulane	A	W	38-8
J6	Charlotte Monograms	H	W	42-31
J13	Guilford	H	W	42-24
J20	Georgia	H	W	35-29
J21	Wake Forest	RAL	W	38-22
J23	Virginia	H	W	37-21

J27	Greensboro Night Hawks	H	W	43-21
F1	NC State	A	W	31-21
F4	Duke	H	W	27-14
F6	Virginia	A	W	26-22
F11	Duke	A	W	32-23
F17	NC State	H	W	31-21
F20	Wake Forest	H	W	29-16

**Southern Conference Tournament**

F24	LSU	ATL	L	38-44
-----	-----	-----	---	-------

**1928-29****Record:** 17-8 (H: 7-1, A: 8-6, N: 2-1)

Southern Conference 12-2, 2nd Place

**Coach:** James Ashmore

J1	Butler	A	L	20-43
J2	Ohio State	A	L	30-43
J3	Louisville	A	L	19-27
J4	Kentucky	A	W	26-15
J5	Tennessee	A	W	28-26
J12	Davidson	CHAR	W	34-21
J17	South Carolina	H	L	25-28
J19	Wake Forest	RAL	W	42-19
J22	NC State	H	W	41-32
J24	Georgia	A	W	31-29
J25	Atlanta Athletic Club	A	L	18-34
J26	South Carolina	A	W	45-33
J29	Virginia	H	W	29-20
J31	Virginia Tech	H	W	33-27
F2	Duke	A	L	20-36
F7	Virginia	A	W	40-25
F8	Maryland	A	W	28-22
F9	Princeton	A	L (OT)	19-20
F11	Wake Forest	H	W	34-11
F13	NC State	A	W	35-34
F16	Duke	H	W	27-24
F22	Davidson	H	W	45-7
F23	VMI	H	W	32-19

**Southern Conference Tournament**

M1	Mississippi A&M (State)	ATL	W	43-18
M2	Duke	ATL	L	17-34

**1929-30****Record:** 14-11 (H: 8-6, A: 5-3, N: 1-2)

Southern Conference 4-7, 16th Place

**Coach:** James Ashmore

D11	Raleigh YMCA	H	L	29-42
D12	Greensboro YMCA	H	W	41-10
D13	Durham YMCA	H	W	28-27
D16	High Point YMCA	H	W	28-12
J10	Greensboro YMCA	A	W	88-25
J11	Davidson	CHAR	L	20-22
J14	Guilford	H	W	49-24
J16	Washington & Lee	H	L	17-27
J21	Charlotte Monograms	H	W	23-19
J25	Wake Forest	RAL	W	49-18
J28	NC State	A	W	27-25
F1	Duke	H	L	14-35
F5	Virginia Tech	A	W	30-21
F6	Washington & Lee	A	L	24-39
F7	Virginia	A	W	40-37
F8	Maryland	A	L	26-34
F11	NC State	H	L	26-28
F12	Loyola, Chicago	H	L	25-26
F15	Duke	A	L	36-37
F18	Wake Forest	H	W	37-15
F19	Maryland	H	L	22-29
F21	Virginia Tech	H	W	41-23
F22	Navy	A	W	43-33
F24	Davidson	H	W	19-10

**Southern Conference Tournament**

F28	Georgia	ATL	L	17-26
-----	---------	-----	---	-------

**1930-31****Record:** 15-9 (H: 10-3, A: 3-4, N: 1-1)

Southern Conference 6-6, Tied 9th Place

**Coach:** James Ashmore

J5	Durham YMCA	H	W	31-14
J7	Raleigh YMCA	H	W	46-12
J8	Guilford	H	W	33-13
J9	Randolph-Macon	H	W	34-13
J10	Davidson	CHAR	L	17-18
J12	Furman	H	W	23-16
J13	South Carolina	H	W	38-8



**WILMER HINES.**  
**1930-33**

J20	Wake Forest	H	W	30-13
J23	Virginia Tech	H	L	28-31
J27	NC State	H	W	22-16
J31	Duke	A	L	18-30
F3	NC State	A	L	20-23
F5	Virginia Tech	A	W	30-24
F6	VMI	A	W	42-13
F7	Virginia	A	W	28-24
F9	Washington & Lee	A	L	31-39
F10	Maryland	A	L (OT)	31-33
F12	Davidson	H	L	28-30
F14	Duke	H	L	23-34
F19	Wake Forest	RAL	W	45-25
F21	VMI	H	W	30-21
F24	Sewanee (Univ./the South)	H	W	37-28
<b>1931 Southern Conference Tournament</b>				
F27	Vanderbilt	ATL	W	23-21
F28	Maryland	ATL	L	17-19

#### 1931-32

**Record:** 16-5 (H: 9-1, A: 2-3, N: 5-1)  
Southern Conference 6-3, Tied 5th Place  
**Coach:** George Shepard

J4	Raleigh YMCA	H	W	25-14
J6	Guilford	H	W	49-23
J9	Davidson	CHAR	W	45-29
J12	Furman	H	W	37-16
J15	Virginia Tech	H	W	38-26
J22	Wake Forest	H	W	32-17
J26	NC State	A	L	18-19
J30	Duke	H	W	37-20
F3	Wake Forest	RAL	W	34-24
F5	Virginia Tech	A	W	31-20
F6	Maryland	A	L	25-26
F8	Virginia	A	W (OT)	26-24
F11	Davidson	H	W	32-28
F13	Duke	A	L	18-24
F19	Maryland	H	W	32-26
F20	Washington & Lee	H	W	27-18
F23	NC State	H	L	17-36
<b>Southern Conference Tournament</b>				
F26	Tennessee	ATL	W	35-25
F27	Kentucky	ATL	W	43-42
F29	Auburn	ATL	W	52-31
M1	Georgia	ATL	L	24-26

#### 1932-33

**Record:** 12-5 (H: 6-1, A: 3-3, N: 3-1)  
Southern Conference 5-3, Tied 5th Place  
**Coach:** George Shepard

J5	Guilford	H	W	66-9
J7	Davidson	CHAR	W	56-18
J13	Virginia Tech	H	W	58-26
J14	Wake Forest	H	W	36-33
J18	NC State	H	W	32-23
J21	Wake Forest	RAL	W	38-26
J27	VMI	H	W	36-17
J31	Duke	A	L	32-36
F3	Maryland	A	L	29-42
F4	Navy	A	L	40-66
F6	VMI	A	W	32-29
F7	Washington & Lee	A	W	34-23
F11	Duke	H	L	24-31
F16	Davidson	H	W	39-26
F20	NC State	A	W	35-28
<b>Southern Conference Tournament</b>				
F24	Virginia Tech	RAL	W	32-27
F25	South Carolina	RAL	L (2 OT)	32-34

#### 1933-34

**Record:** 18-4 (H: 8-1, A: 7-2, N: 3-1)  
Southern Conference 12-2, Tied 2nd Place  
**Coach:** George Shepard

J3	Clemson	H	W	38-26
J6	Davidson	CHAR	W	38-23
J10	Viscose Club (Roanoke, Va.)	A	W	26-25
J11	Virginia Tech	A	W	31-14
J12	VMI	A	W	38-18
J13	Washington & Lee	A	W	34-24
J16	Wake Forest	H	W	41-21
J17	VMI	H	W	37-11
J19	Virginia	H	W	44-35
J24	NC State	A	L	30-34
J26	Virginia Tech	H	W	42-21
J29	Virginia	A	W	24-23
J30	Maryland	A	W	28-24
J31	Navy	A	L	24-26
F3	Duke	H	W	25-21
F6	Wake Forest	RAL	W	41-24
F10	NC State	H	W	45-24
F13	Davidson	H	W	39-25
F16	Duke	A	W	30-25
F21	South Carolina	H	L	30-45
<b>Southern Conference Tournament</b>				
M1	Virginia	RAL	W	27-18
M2	Duke	RAL	L	18-22

#### 1934-35

**Record:** 23-2 (H: 9-0, A: 9-2, N: 5-0)  
Southern Conference 12-1, Regular-Season & Tournament Champion  
**Coach:** George Shepard

J3	Elon	H	W	34-21
J5	Davidson	CHAR	W	36-26
J8	Wake Forest	H	W	31-11
J10	Washington & Lee	A	W	36-34
J11	VMI	A	W	24-19
J12	Virginia Tech	A	W	29-9
J15	Virginia	H	W	36-20
J18	Maryland	A	W	39-31
J19	Navy	A	W	30-19
J21	Crescent AC (Brooklyn)	A	W	38-32
J22	New York Athletic Club	A	W	38-32
J23	Army	A	L	19-29
J28	Virginia Tech	H	W	29-13
J30	NC State	H	W	33-27
F2	Wake Forest	RAL	W	32-21
F6	Duke	A	L	27-33
F9	South Carolina	A	W	32-31
F13	Davidson	H	W	38-26
F16	Duke	H	W	24-20
F19	NC State	A	W	37-35
F20	South Carolina	H	W	42-17
F21	VMI	H	W	33-20
<b>Southern Conference Tournament</b>				
F28	South Carolina	RAL	W	46-25
M1	NC State	RAL	W	30-28
M2	Washington & Lee	RAL	W	35-27

#### 1935-36


**Record:** 21-4 (H: 9-1, A: 8-3, N: 4-0)  
Southern Conference 13-3 2nd Place,  
SoCon Tournament Champion  
**Coach:** Walter Skidmore

J3	Clemson	H	W	24-23
J4	Davidson	CHAR	W	45-27
J7	Wake Forest	H	W	26-19
J10	Virginia Tech	A	W	40-21
J11	Washington & Lee	A	L	25-28
J13	Virginia	H	W	38-25
J15	NYU	A-MSG%	L	33-55
J18	NC State	H	W	37-35
J20	South Carolina	H	W	38-18
J23	VMI	A	W	43-21
J24	Virginia	A	L (OT)	30-33
J25	Maryland	A	W	44-32
J28	Virginia Tech	H	W	34-26
F1	South Carolina	A	W	43-41
F4	Wake Forest	A	W	32-23
F6	Duke	H	L (OT)	34-36
F8	Navy	H	W	39-25
F21	Duke	A	W	30-28
F24	Clemson	A	W (OT)	35-34
F27	NC State	A	W	31-29
F28	VMI	H	W (OT)	35-31
F29	Davidson	H	W	31-16

#### Southern Conference Tournament

M5	Virginia	RAL	W	39-21
M6	NC State	RAL	W	31-28
M7	Washington & Lee	RAL	W	50-45

% first game in original Madison Square Garden



**PETE MULLIS**  
**1935-38**

#### 1936-37

**Record:** 18-5 (H: 8-1, A: 8-1, N: 2-3)  
Southern Conference 14-3, 2nd Place  
**Coach:** Walter Skidmore

J5	Leaksville YMCA	H	W	59-12
J7	Wake Forest	H	L	23-24
J9	Davidson	CHAR	L (OT)	33-35
J11	VMI	A	W	56-29
J12	Virginia Tech	A	W	38-26
J15	NYU	A-MSG	L	30-37
J16	St. Joseph's	A	W	36-34
J19	NC State	A	W	41-35
J21	Wake Forest	A	W	31-30
J26	Virginia	H	W	33-15
J29	Maryland	H	W	41-24



F1	NC State	H	W	34-31
F2	Davidson	H	W	34-20
F5	Virginia	A	W	45-22
F6	Maryland	A	W	44-35
F12	Duke	H	W	41-35
F16	Virginia Tech	H	W	41-25
F19	VMI	H	W	44-32
F20	Washington & Lee	LYN	L	19-29
F25	Duke	A	W	37-32

#### **1937 Southern Conference Tournament**

M4	Duke	RAL	W	34-30
M5	Wake Forest	RAL	W	37-35
M6	Washington & Lee	RAL	L	33-44

#### **1937-38**

**Record:** 16-5 (H: 11-0, A: 4-4, N: 1-1)

Southern Conference 13-3, Regular-Season Champion

**Coach:** Walter Skidmore

J4	Atlantic Christian (Barton)	H	W	47-20
J6	Guilford	H	W	60-16
J8	Davidson	CHAR	W	37-35
J11	Wake Forest	H	W	31-26
J13	Virginia Tech	A	W	38-32
J14	VMI	A	W	31-17
J15	Washington & Lee	A	W	34-31
J18	Wake Forest	A	L	34-44
J21	Princeton	A	L	32-53
J22	St. Joseph's	A	L	29-34
J25	NC State	H	W	39-31
J28	Maryland	H	W	43-24
F1	Clemson	H	W	44-34
F5	NYU	H	W	57-39
F9	Davidson	H	W	41-30
F12	Duke	H	W	34-24
F15	VMI	H	W	48-22
F17	Washington & Lee	H	W	42-39
F22	NC State	A	W	41-32
F25	Duke	A	L	33-39

#### **Southern Conference Tournament**

M3	Washington & Lee	RAL	L	33-48
----	------------------	-----	---	-------

#### **1938-39**

**Record:** 10-11 (H: 7-4, A: 2-4, N: 1-2)

Southern Conference 8-7, 7th Place

**Coach:** Walter Skidmore

J2	Atlantic Christian (Barton)	H%	W	57-19
J3	Princeton	H	L	20-30
J5	Catawba	H	W	44-31
J7	Davidson	CHAR	L	39-46
J12	Virginia	A	L	29-37
J13	VMI	A	W	35-28
J14	Washington & Lee	LYN	W	46-39
J17	Wake Forest	H	L	37-57
J18	Virginia Tech	H	L	35-36
J20	Maryland	A	L (OT)	32-34
J21	Navy	A	L	38-46
J24	NC State	A	L	22-35
J31	Wake Forest	A	W	56-54
F3	Maryland	H	L	41-66
F4	VMI	H	W	43-41
F7	Davidson	H	W	35-28
F10	Duke	H	W	37-32
F13	Virginia	H	W	48-37
F17	NC State	H	W	40-25
F24	Duke	A	L	38-41

#### **Southern Conference Tournament**

M1	Clemson	RAL	L	43-44
----	---------	-----	---	-------

% first game played in Woollen Gym

#### **1939-40**

**Record:** 23-3 (H: 13-1, A: 5-1, N: 5-1)

Southern Conference 11-2 2nd Place,

SoCon Tournament Champion

**Coach:** Bill Lange

D15	Atlantic Christian (Barton)	H	W	49-32
D15	Lynn's White Flash (Raleigh)	H	W	49-42
D28	Lynn's White Flash (Raleigh)	H	W	43-32
D29	Greensboro Eatman-Smith's	H	W	70-28
D30	McCrory Eagles (Asheboro)	A	W	42-38
J3	Appalachian State	H	W	58-49
J4	Catawba	H	W	29-25
J6	Davidson	CHAR	W	55-47
J11	Virginia Tech	W-S	W	46-25

J15	Wake Forest	H	W	54-51
J17	The Citadel	H	W	66-36
J19	VMI	H	W	53-24
J23	NC State	H	W	52-41
J27	Navy	A	W	44-40
J30	Wake Forest	A	L	36-42
F3	Clemson	A	W	39-31
F5	Virginia	DAN	L	25-44
F7	Davidson	H	W	41-28
F10	Duke	H	L	44-50
F13	McCrory Eagles (Asheboro)	H	W	45-37
F16	NC State	A	W	60-36
F19	Clemson	H	W	47-30
F22	Duke	A	W	31-27

#### **Southern Conference Tournament**

F29	Clemson	RAL	W	50-41
-----	---------	-----	---	-------

M1	Wake Forest	RAL	W	43-35
----	-------------	-----	---	-------

M2	Duke	RAL	W	39-23
----	------	-----	---	-------

#### **1940-41**

**Record:** 19-9 (H: 12-1, A: 6-5, N: 1-3)

Southern Conference 14-1, Regular-Season Champion,

NCAA Final Eight

**Coach:** Bill Lange

D5	Greensboro YMCA	H	W	48-32
D7	Hanes Hosiery (Winston-Salem)	A	L	32-33
D13	Guilford	A	W	51-26
D14	McCrory Eagles (Asheboro)	H	W	46-35
D31	Hanes Hosiery (Winston-Salem)	H	W	45-40
J2	Lehigh	H	W	62-58
J4	Fordham	A-MSG	L	41-42
J6	St. Joseph's	A	L	41-42
J10	Washington & Lee	A	W	43-39
J11	VMI	A	W	56-30
J14	Wake Forest	H	W	61-45
J18	NYU	H	L	49-53
J21	NC State	A	W	47-26
J24	Maryland	A	W	55-36
J25	Navy	A	L	34-42
J28	Wake Forest	A	W	43-40
J31	Virginia Tech	H	W	60-35
F3	Maryland	H	W	44-29
F4	Davidson	H	W	38-30
F7	Duke	H	W	51-33
F10	Clemson	H	W	76-53
F12	NC State	H	W	60-30
F17	Washington & Lee	H	W	65-32
F20	Duke	A	L	33-35
F22	Davidson	W-S	W	39-31

#### **Southern Conference Tournament**

F27	Duke	RAL	L	37-38
-----	------	-----	---	-------

#### **NCAA Eastern Regional**

M21	Pittsburgh	MAD	L	20-26
-----	------------	-----	---	-------

M22	Dartmouth	MAD	L	59-60
-----	-----------	-----	---	-------

#### **1941-42**

**Record:** 14-9 (H: 10-1, A: 3-7, N: 1-1)

Southern Conference 9-5, 7th Place

**Coach:** Bill Lange

N27	Lynn's White Flash (Raleigh)	H	W	63-31
D9	Hanes Hosiery (Winston-Salem)	A	L	55-66
D13	Davidson	CHAR	W	37-22
D16	High Point YMCA	A	W	35-23
D31	McCrory Eagles (Asheboro)	H	W	43-41
J3	St. Joseph's	A	L	28-33
J10	Fordham	H	W	34-25
J13	Wake Forest	H	W	51-30
J16	Clemson	A	W	54-34
J17	South Carolina	A	L	36-38
J20	NC State	H	W	41-28
J27	Wake Forest	A	L	20-36
J30	VMI	H	W	49-28
F3	Davidson	H	W	45-38
F7	Duke	H	L	40-52
F12	NC State	A	L (OT)	30-32
F13	Washington & Lee	H	W	62-26
F18	Akron Goodyear	H	W	32-31
F20	Maryland	A	W	34-30
F21	Navy	A	L (OT)	39-42
F24	Richmond	H	W	47-30
F27	Duke	A	L (OT)	40-41

#### **Southern Conference Tournament**

M5	Wake Forest	RAL	L	26-32
----	-------------	-----	---	-------

#### **1942-43**

**Record:** 12-10 (H: 8-3, A: 2-5, N: 2-2)

Southern Conference 8-9, 11th Place

**Coach:** Bill Lange

N28	McCrory Eagles (Asheboro)	H	W	35-34
D5	Charlotte YMCA	H	W	42-25
D8	Fort Bragg R.C.	H	W	40-28
J1	Maryland	A	L	40-47
J2	Virginia	LYN	L	45-50
J6	High Point	A	W	56-27
J9	Wake Forest	H	W	49-37
J12	George Washington	H	L	33-34
J15	Virginia Tech	A	W	38-35
J16	Washington & Lee	A	L	28-35
J20	NC State	A	L	36-47
J29	VMI	LYN	W	37-35
J30	Wake Forest	DUR	W	32-31
F1	Davidson	CHAR	L	41-57
F2	Clemson	H	W	52-33
F6	Duke	H	L	39-51
F9	NC State	H	W	45-38
F12	Davidson	H	W	50-27
F16	Maryland	H	L	31-40
F18	Richmond	A	L	51-53
F20	South Carolina	H	W	50-27
F26	Duke	A	L	24-43

#### **1943-44**

**Record:** 17-10 (H: 7-5, A: 5-4, N: 5-1)

Southern Conference 9-1, Regular-Season Champion

**Coach:** Bill Lange

D1	Camp Butner	H	W	46-35
D3	Columbia Air Base	H	W	47-35
D4	Cherry Point M.A.S.	H	L	34-41
D9	Fort Bragg R.C.	A	L	44-52
D11	Milligan	H	L	35-42
D16	Catawba	ELK	W	74-37
D18	Fort Jackson	H	L	53-57
D20	Seymour Johnson AFB	A	W	48-42
D30	Fort Bragg R.C.	H	L	25-41
J5	Virginia	A	L	36-39
J8	Davidson	CHAR	W	43-37
J11	Florence A.A.B.	H	W	41-19
J14	Richmond A.A.B.	H	W	42-35
J15	NC State	H	W	52-24
J18	Duke	A	W	37-33
J20	VMI	LYN	W	50-22
J22	Virginia Tech	H	W	42-29
J26	NC State	A	W	42-27
J29	Richmond	A	W	49-45
F2	Basic Training Ctr. #10	A-GBO	L	40-53
F5	Duke	H	L	40-41
F8	Davidson	H	W	43-40
F10	Duke	A	W	39-30
F12	Norfolk N.T.S.	A	L	43-56

#### **Southern Conference Tournament**

F25	Richmond	RAL	W	62-41
-----	----------	-----	---	-------

F25	Virginia Tech	RAL	W	39-24
-----	---------------	-----	---	-------

F26	Duke	RAL	L	27-44
-----	------	-----	---	-------

#### **1944-45**


**Record:** 22-6 (H: 9-3, A: 7-3, N: 6-0)

Southern Conference 11-3 4th Place,

SoCon Tournament Champion

**Coach:** Ben Carnevale

D6	Fort Bragg P.C.	H	W	44-20
D9	Camp Butner (Durham)	DUR	W (OT)	43-41
D13	High Point	H	W	75-18
D15	Catawba	A	W	67-35
D16	South Carolina	A	L	27-38
D19	Morris Field Flyers (Elkin)	A	W	51-29
J3	Wake Forest	H	W	65-29
J5	Maryland	H	W	53-28
J6	South Carolina	H	L	40-41
J10	Davidson	CHAR	W	47-32
J12	Norfolk N.A.S.	H	L	22-59
J13	Virginia	LYN	W	42-35
J16	Fort Bragg R.C.	A	L	34-44
J18	Virginia Tech	A	W	55-30
J20	Duke	H	L	41-50
J22	Wake Forest	A	W	65-40
J24	Virginia Tech	H	W	60-28
J26	NC State	H	W	61-46



**BOB PAXTON**  
1944-48

J27	High Point	A	W	76-25
F1	William & Mary	H	W	80-46
F3	Norfolk N.A.S.	A	L	46-65
F6	Catawba	H	W	64-30
F7	Davidson	H	W	89-20
F12	NC State	A	W	43-35
F14	Duke	A	W	50-38

#### 1945 Southern Conference Tournament

F22	NC State	RAL	W	52-28
F23	South Carolina	RAL	W	39-26
F24	Duke	RAL	W	49-38

#### 1945-46

**Record:** 30-5 (H: 13-1, A: 14-2, N: 3-2)

Southern Conference 13-1, Regular-Season Champion,  
NCAA Finalist

**Coach:** Ben Carnevale

N28	Fort Bragg R.C.	H	W	54-50
D5	Camp Lee (Va.)	H	W	55-40
D8	Camp Pickett (Va.)	H	W	64-46
D11	Greensboro ORD	A	L	63-64
D14	Catawba	H	W	65-32
D15	Davidson	H	W	63-31
D21	South Carolina	H	W	56-32
D27	NYU	A-MSG	W	43-41
D29	St. Joseph's (Pa.)	A	W	47-36
J5	Fort Bragg A.O.C.	H	W	65-33
J7	Maryland	H	W	64-28
J9	Duke	H	L (OT)	46-51
J11	Virginia	A	W	44-32
J12	Virginia Tech	A	W	48-40
J15	Davidson	A	W	58-30
J18	High Point	A	W	65-34
J19	South Carolina	A	W	52-31
J23	NC State	H	W	71-34
J25	High Point	H	W	57-16
J26	Camp Lee (Petersburg, Va.)	A	W	50-49
J28	Wake Forest	A	W	70-47
F2	Wake Forest	H	W	61-32
F5	Greensboro ORD	H	W	74-39
F8	Maryland	A	W	33-31
F9	Navy	A	W	51-49
F11	NC State	A	W	55-44
F13	Virginia Tech	H	W	63-42
F16	Duke	A	W	54-44
F20	Catawba	A	W	64-38
F23	Little Creek A.B. (Norfolk)	A	L	46-60

#### Southern Conference Tournament

F28	Maryland	RAL	W	54-27
M1	Wake Forest	RAL	L	29-31

#### 1946 NCAA Eastern Regional

M21	NYU	NYC	W	57-49
M23	Ohio State	NYC	W (OT)	60-57

#### 1946 NCAA Championship

M26	Oklahoma A&M (State)	NYC	L	40-43
-----	----------------------	-----	---	-------

#### 1946-47

**Record:** 19-8 (H: 11-2, A: 5-5, N: 3-1)

Southern Conference 10-2, 2nd Place

**Coach:** Tom Scott

D4	Cherry Point Marines	H	W	63-29
D6	Hanes Hosiery (Winston-Salem)	A	W	47-46
D9	Catawba	H	W	48-33
D11	High Point	H	W	44-41
D19	Northwestern	A	L	51-65
D21	DePaul	A	L	53-60
J4	Maryland	H	W	58-42
J11	La Salle	A	L	62-65
J14	NYU	A-MSG	W	50-48
J21	Virginia	H	W	63-38
J24	Maryland	A	L	57-61
J25	Navy	A	L	35-39
J28	South Carolina	H	W	50-49
J30	Wake Forest	H	W	70-49
F1	NC State	H	L (OT)	46-48
F3	NYU	H	L	47-60
F7	Virginia Tech	H	W	57-51
F8	Davidson	H	W	55-46
F11	Duke	H	W	49-28
F14	Georgia Tech	H	W	58-48
F17	South Carolina	A	W	53-47
F18	Davidson	CHAR	W	46-38
F20	Wake Forest	A	W	54-46
F28	Duke	A	W	57-47

#### Southern Conference Tournament

M6	Richmond	DUR	W	55-43
M7	South Carolina	DUR	W	58-33
M8	NC State	DUR	L	48-50

#### 1947-48

**Record:** 20-7 (H: 11-1, A: 6-5, N: 3-1)

Southern Conference 11-4, 3rd Place

**Coach:** Tom Scott

D3	Catawba	H	W	51-32
D6	Guilford	H	W	51-30
D8	Elon	H	W	74-22
D10	High Point	H	W	54-36
D12	Hanes Hosiery (Winston-Salem)	A	W	59-43
D31	Loyola (Md.)	A	W	64-47
J3	Maryland	H	W	70-46
J5	Tennessee	H	W	52-43
J6	South Carolina	H	W	63-45
J9	Virginia Tech	A	W	39-31
J10	Washington & Lee	LYN	W	60-36
J12	Wake Forest	H	W	56-35
J15	NYU	A-MSG	L	34-63
J17	Temple	A	L	51-61
J24	Pennsylvania	A	W	52-46
J26	Virginia Tech	H	W	68-35
J30	Davidson	H	W	50-42
F3	NC State	A	L	42-81
F7	Duke	H	W	48-42
F13	Maryland	A	W	51-47
F14	William & Mary	A	W	63-61
F16	Wake Forest	A	L	47-53
F21	NC State	H	L	45-69
F24	Davidson	CHAR	W	52-45
F27	Duke	A	L	45-56

#### Southern Conference Tournament

M4	Virginia Tech	DUR	W	61-40
M5	NC State	DUR	L	50-55

#### 1948-49

**Record:** 20-8 (H: 10-3, A: 6-3, N: 4-1)

Southern Conference 13-5, 3rd Place

**Coach:** Tom Scott

D2	Lenoir-Rhyne	H	W	68-51
D4	Guilford	H	W	52-32
D6	Elon	H	W	66-32
D9	Catawba	H	W	57-47
D10	Hanes Hosiery (Winston-Salem)	A	W	64-60
D28	Arizona	LAF	W	60-49



**COY CARSON**  
1946-49

J3	Maryland	H	W	55-47
J6	NYU (-/20)	A-MSG	L	48-72
J8	Virginia Tech	A	W	56-48
J10	George Washington	H	L	41-64
J12	Wake Forest	A	W	55-50
J15	Washington & Lee	LYN	W	69-52
J20	William & Mary	H	W	69-61
J22	NC State	A	L	36-67
J24	Virginia Tech	H	W	78-59
J28	Davidson	H	L	37-47
J29	Furman	H	W	61-44
J31	Tennessee	A	L	56-84
F5	Duke	H	W	64-34
F11	Maryland	A	W	66-52
F12	George Washington	A	L	41-53
F15	Wake Forest	H	W	69-54
F19	NC State (-/18)	H	L	39-79
F21	South Carolina	A	W	62-48
F22	Davidson	CHAR	W	53-52
F25	Duke	A	W	64-40

#### Southern Conference Tournament

M3	Maryland	DUR	W	79-61
M4	NC State (-/15)	DUR	L	40-43


#### 1949-50

**Record:** 17-12 (H: 7-3, A: 9-6, N: 1-3)

Southern Conference 13-6, 5th Place

**Coach:** Tom Scott

D1	Elon	H	W	57-39
D3	Richmond	A	W	58-50
D5	Virginia Tech	A	L	48-62
D7	Lenoir-Rhyne	A	L (3 OT)	78-79
D9	George Washington	H	L	44-54
<u>Dixie Classic</u>				
D28	West Virginia	RAL	L	50-58
D29	Duke	RAL	W	59-52
D30	Rhode Island	RAL	L (OT)	60-65
J2	Maryland	H	W	55-53
J5	Hanes Hosiery (Winston-Salem)	A	L	48-52
J7	Davidson	A	W	63-53
J9	Kentucky (-/2)	A	L	44-83
J13	Miami	A	W	55-53
J14	Miami	A	W	65-51
J16	Wake Forest	A	W	54-50
J18	South Carolina	H	W	64-42
J21	NC State (-/12)	H	L	57-61
J27	Virginia Tech	H	W	66-53
J28	Davidson	H	W	67-54
J30	The Citadel	H	W	77-39
F3	Maryland	A	W	69-56
F4	George Washington	A	L	41-56
F7	Wake Forest	H	L	54-57
F10	Furman	A	W	59-53



**AL LIFSON**  
1951-55

F13	William & Mary	A	W	52-46
F17	Duke	H	W	58-55
F21	NC State (-/9)	A	L	44-70
F24	Duke	A	W	64-46

**1950 Southern Conference Tournament**

M2	William & Mary	DUR	L	43-50
----	----------------	-----	---	-------

**1950-51**

**Record:** 12-15 (H: 6-3, A: 6-7, N: 0-5)

Southern Conference 9-8, 9th Place

**Coach:** Tom Scott

N29	McCrory Eagles (Asheboro)	A	W	84-57
D2	Elon	A	W	57-48
D5	Hanes Hosiery (W-Salem)	A	W	75-58
D7	Richmond	H	W	69-46
D9	Davidson	A	W	72-69
D20	Eastern Kentucky	PK	L	62-85
D22	Xavier	PK	L	58-92

**Dixie Classic**

D28	Navy	RAL	L	49-60
D29	Duke	RAL	L	63-71
D30	Rhode Island	RAL	L	69-93
J2	Maryland	H	L	59-67
J4	NYU	A-MSG	L	60-66
J6	Temple	A	L	67-70
J11	Wake Forest	A	W	65-56
J13	Davidson	H	W	56-53
J15	West Virginia	H	L	49-62
J19	George Washington	A	L	71-76
J20	Maryland	A	L	55-56
J27	NC State (-/8)	A	L	58-71
J30	Wake Forest	H	W	82-70
F2	Duke	H	W	71-68
F3	Furman	H	W	89-64
F6	George Washington	H	W	66-60
F9	South Carolina	A	L	65-66
F10	The Citadel	A	W	71-53
F17	NC State (-/9)	H	L	53-68
F23	Duke	A	L	72-84

**1951-52**

**Record:** 12-15 (H: 5-4, A: 5-10, N: 2-1)

Southern Conference 8-11, 11th Place

**Coach:** Tom Scott

D1	The Citadel	A	W	87-69
D3	Furman	A	W	100-57
D5	Duke (-/12)	A	L	59-77
D7	Richmond	A	W	62-56
D17	Hanes Hosiery (W-Salem)	A	W	70-59
D20	Illinois (-/3)	A	L	66-86
D22	Bradley	A	L	66-79

**Dixie Classic**

D27	Southern California	RAL	W	49-45
D28	NC State (-/19)	RAL	L	51-58
D29	Columbia	RAL	W	61-60
J3	Maryland	H	W	51-47
J5	Clemson	H	W	65-59

J10	Wake Forest	A	L	53-55
J14	Davidson	H	W	78-77
J18	Maryland	A	L	51-71
J19	Temple	A	W	70-65
J26	NC State	H	L (OT)	53-58
J29	Wake Forest	H	L	46-55
F1	Duke	H	L	66-73
F6	West Virginia (-/12)	A	L	65-80
F8	The Citadel	H	W	80-62
F9	Furman	H	W	68-53
F12	South Carolina	H	L	68-75
F16	Clemson	A	L	69-77
F18	Davidson	A	L (OT)	71-76
F23	NC State	A	L	52-71
F29	Duke (-/15)	A	L	64-94

**1952-53**

**Record:** 17-10 (H: 8-3, A: 8-4, N: 1-3)

Southern Conference 15-6, 8th Place

**Coach:** Frank McGuire

D1	The Citadel	H	W	70-50
D3	Washington & Lee	H	W	67-48
D6	Richmond	H	W	80-64
D10	Clemson	H	W	82-56

**Dixie Classic**

D29	Holy Cross	RAL	L	73-85
D30	Princeton	RAL	W	73-59
D31	Pennsylvania	RAL	L	62-70
J3	Maryland	H	W	59-49
J6	East Carolina	A	W	79-66
J8	VMI	A	W	79-62
J9	Washington & Lee	A	W	97-75
J13	Davidson	H	W	71-60
J14	VMI	H	W	97-58
J17	Maryland	A	L	66-68
J20	Wake Forest	H	W	72-68
J24	NC State (-/8)	A	W	70-69
J30	Davidson	A	W	73-52
J31	Clemson	A	W	91-80
F3	Richmond	A	L (2 OT)	82-87
F6	Duke	H	L	89-95
F7	NYU	H	L	78-82
F13	South Carolina	A	W	76-72
F14	The Citadel	A	W	94-69
F17	Wake Forest	A	L	63-89
F21	NC State (-/15)	H	L	66-87
F27	Duke	A	L	58-83

**Southern Conference Tournament**

M5	NC State (-/12)	RAL	L	54-86
----	-----------------	-----	---	-------


**1953-54**

**Record:** 11-10 (H: 6-3, A: 4-3, N: 1-4)

ACC 5-6, 5th Place

**Coach:** Frank McGuire

D11	William & Mary	H	W	71-61
D12	South Carolina	H	W	82-56
D19	Clemson	H	W	85-48



**VINCE GRIMALDI**  
1950-53

**Dixie Classic**

D28	Navy	RAL	L	62-86
D29	Seton Hall	RAL	L	63-73
D30	Oregon State (-/4)	RAL	L	53-65
J8	The Citadel	H	W	83-42
J9	Wake Forest	A	W	66-65
J11	Davidson	A	W	70-54
J16	Virginia	H	W	78-66
J19	NC State	H	L	77-84
F2	Washington & Lee	LYN	W	69-60
F4	Duke (-/8)	A	L	47-63
F8	Virginia	A	L	69-83
F11	Wake Forest	H	L	62-76
F13	Clemson	A	W	72-56
F16	Davidson	H	W	89-69
F20	Duke (-/14)	H	L	63-67
F24	NC State	A	L	48-57
F27	The Citadel	A	W	79-52

**ACC Tournament**

M4	NC State (-/18)	RAL	L	51-52
----	-----------------	-----	---	-------

**1954-55**

**Record:** 10-11 (H: 4-3, A: 4-5, N: 2-3)

ACC 8-6, Tied 4th Place

**Coach:** Frank McGuire

D4	Clemson	H	W	99-66
D9	South Carolina	H	W	88-67
D11	William & Mary	A	L	76-79
D18	Maryland	H	L	60-70

**Dixie Classic**

D27	Southern California (-/13)	RAL	W	67-58
D28	NC State (-/2)	RAL	L	44-47
D29	Duke (-/18)	RAL	W	65-52
J3	LSU	A	L	77-84
J4	Alabama (-/13)	A	L	55-77
J8	Wake Forest	H	W	95-78
J11	Virginia	H	W	96-87
J14	South Carolina	A	W	73-64
J15	Clemson	A	W	95-87
J18	NC State (-/2)	A	W	84-80
F4	Duke	H	L	68-91
F11	Virginia	GBO	L	73-98
F12	Maryland (-/11)	A	L	61-63
F16	Wake Forest	A	W	83-79
F22	NC State (-/6)	H	L	75-79
F25	Duke	A	L	74-96

**ACC Tournament**

M3	Wake Forest	RAL	L	82-95
----	-------------	-----	---	-------

**1955-56**

**Record:** 18-5 (H: 10-0, A: 3-3, N: 5-2)

ACC 11-3, Regular-Season Champion

**Coach:** Frank McGuire

D3	Clemson	H	W	73-58
D9	Georgia Tech	CHAR%	W	88-76
D10	South Carolina	H	W	92-75
D14	Alabama (16/5)	H	W	99-77
D17	Maryland (16/-)	A	W	68-62

**Dixie Classic**

D29	Villanova (4/-)	RAL	W	86-63
D30	Duke (4/8)	RAL	W	74-64
D31	NC State (4/3)	RAL	L	60-82
J3	LSU (4/-)	H	W	95-69
J7	Wake Forest (5/-)	A	L	71-76
J10	Virginia (5/-)	H	W	101-65
J13	South Carolina (9/-)	CHAR	W	75-73
J14	Clemson (9/-)	A	W (2 OT)	103-99
J16	Maryland (9/-)	H	W	64-55
J18	NC State (9/3)	H	W	73-69
F4	Duke (9/10)	A	L	59-64
F7	William & Mary (9/-)	H	W	115-63
F11	Virginia (12/-)	A	W	83-72
F15	Wake Forest (10/-)	H	W	77-73
F21	NC State (10/6)	A	L	73-79
F24	Duke (9/11)	H	W	73-65

**ACC Tournament**

M1	Virginia (8/-)	RAL	W	81-77
M2	Wake Forest (8/20)	RAL	L	56-77

% first game in "old" Charlotte Coliseum



**1956-57****Record:** 32-0 (H: 8-0, A: 8-0, N: 16-0)

ACC 14-0, Regular-Season &amp; Tournament Champion

NCAA Champion

**Coach:** Frank McGuire

D4	Furman	H	W	94-66
D8	Clemson	CHAR	W	94-75
D12	George Washington (6/-)	NOR	W	82-55
D15	South Carolina (6/-)	A	W (OT)	90-86
D17	Maryland (6/-)	H	W	70-61
D20	NYU (3/-)	A-MSG	W	64-59
D21	Dartmouth (3/-)	BOS	W	89-61
D22	Holy Cross (3/-)	BOS	W	83-70

**Dixie Classic**

D27	Utah (2/-)	RAL	W	97-76
D28	Duke (2/9)	RAL	W	87-71
D29	Wake Forest (2/-)	RAL	W	63-55
J8	William & Mary (2/-)	A	W	71-61
J11	Clemson (2/-)	H	W	86-54
J12	Virginia (2/-)	H	W	102-90
J15	NC State (2/-)	A	W	83-57
J30	Western Carolina (1/-)	A	W	77-59
F5	Maryland (1/-)	A	W (2 OT)	65-61
F9	Duke (1/-)	H	W	75-73
F11	Virginia (1/-)	A	W	68-59
F13	Wake Forest (1/11)	H	W	72-69
F19	NC State (1/-)	H	W	86-57
F22	South Carolina (1/-)	H	W	75-62
F26	Wake Forest (1/13)	A	W	69-64
M1	Duke (1/-)	A	W	86-72

**ACC Tournament**

M7	Clemson (1/-)	RAL	W	81-61
M8	Wake Forest (1/20)	RAL	W	61-59
M9	South Carolina (1/-)	RAL	W	95-75

**NCAA East Regional**

M12	Yale (1/-)	NYC	W	90-74
M15	Canisius (1/20)	PHI	W	87-75
M16	Syracuse (1/-)	PHI	W	67-58

**NCAA Final Four**

M22	Michigan State (1/11)	KC	W (3 OT)	74-70
M23	Kansas (1/2)	KC	W (3 OT)	54-53

**1957-58****Record:** 19-7 (H: 6-2, A: 6-2, N: 7-3)

ACC 10-4, Tied 2nd Place

**Coach:** Frank McGuire

D7	Clemson	H	W	79-55
D10	George Washington	A	W	86-59
D12	Furman (1/-)	CHAR	W	91-74
D14	South Carolina (1/-)	H	W	70-58

**University of Kentucky Invitational**

D20	Minnesota (1/10)	LEX	W	73-67
D21	West Virginia (1/8)	LEX	L	64-75

**Dixie Classic**

D26	St. Louis (4/18)	RAL	W	63-48
D27	Duke (4/-)	RAL	W	76-62
D28	NC State (4/13)	RAL	W	39-30
J4	Wake Forest (4/-)	H	W	71-45
J7	William & Mary (4/-)	H	W	79-63
J9	Virginia (3/-)	H	W	82-66
J11	Maryland (3/11)	A	L	61-74
J15	NC State (6/20)	H	L (OT)	57-58
J18	Clemson (6/-)	A	W	90-81
F1	South Carolina (7/-)	A	W	115-88
F8	Duke (7/13)	H	L	75-91
F11	Virginia (7/-)	A	W	73-66
F13	Wake Forest (11/-)	A	W	60-57
F15	Notre Dame (11/17)	CHI	L	70-89
F18	NC State (11/9)	A	W	81-69
F22	Maryland (16/14)	H	W	66-59
F28	Duke (9/6)	A	L	46-59

**ACC Tournament**

M6	Clemson (13/-)	RAL	W	62-51
M7	NC State (13/14)	RAL	W	64-58
M8	Maryland (13/17)	RAL	L	74-86

**1958-59****Record:** 20-5 (H: 6-0, A: 5-2, N: 9-3)

ACC 12-2, Regular-Season Champion

NCAA 1st Round

**Coach:** Frank McGuire

D3	Clemson	H	W	83-67
D8	Virginia	H	W	83-61

**1957 NCAA CHAMPIONS**

D16	South Carolina (13/-)	A	W	70-57
D19	Notre Dame (10/-)	LOU	W	81-77
D20	Northwestern (10/6)	LOU	W	78-64

**Dixie Classic**

D29	Yale (3/-)	RAL	W	92-65
D30	Michigan State (3/7)	RAL	L	58-75
D31	Cincinnati (4/2)	RAL	W	90-88
J3	Notre Dame (3/-)	CHAR	W	69-54
J8	Wake Forest (3/-)	H	W	44-34
J14	NC State (3/1)	A	W	72-68

**North-South Doubleheader**

J30	Clemson (2/-)	CHAR	W	60-46
J31	South Carolina (2/-)	CHAR	W	62-50
F4	Maryland (2/-)	H	W	64-57
F6	Duke (2/-)	A	W	89-80
F12	Wake Forest (2/-)	A	W	75-66
F14	Loyola (Ill.) (2/-)	A-CHI	W	76-57
F18	NC State (1/6)	H	W	74-67
F21	Maryland (1/-)	A	L	51-69
F25	Virginia (3/-)	A	L	68-69
F28	Duke (3/-)	H	W	72-62

**ACC Tournament**

M5	Clemson (5/-)	RAL	W	93-69
M6	Duke (5/-)	RAL	W	74-71
M7	NC State (5/10)	RAL	L	56-80

**NCAA East Regional**

M10	Navy (9/-)	NYC	L	63-76
-----	------------	-----	---	-------

**1959-60****Record:** 18-6 (H: 5-1, A: 4-0, N: 9-5)

ACC 12-2, Regular-Season Champion

**Coach:** Frank McGuire

D5	South Carolina	H	W	93-56
D11	Kansas	RAL	W	60-49
D12	Kansas State	RAL	W	68-52
D18	Kentucky (-/13)	LEX	L	70-76
D19	St. Louis (-/7)	LEX	L	52-68

**Dixie Classic**

D28	Minnesota	RAL	W	72-65
D29	Duke (-/18)	RAL	W	75-53
D30	Wake Forest (-/19)	RAL	L	50-53
J2	Notre Dame	CHAR	W	75-65
J9	Wake Forest (19/8)	GB0	W	62-59
J13	NC State (16/-)	H	W	62-51
J16	Virginia (16/-)	GB0	W	76-57
F3	Maryland (17/-)	A	W	75-66
F8	Clemson (17/-)	A	W	73-54
F11	Wake Forest (13/-)	H	L	69-80
F13	Duke (13/-)	H	W	84-57
F17	NC State (19/-)	A	W	66-62

**North-South Doubleheader**

F19	Clemson (19/-)	CHAR	W	85-80
F20	South Carolina (19/-)	CHAR	L	81-85
F23	Maryland	H	W	81-64
F25	Virginia	H	W	97-58
F27	Duke	A	W	75-50

**1960 ACC Tournament**

M3	Virginia (16/-)	RAL	W	84-63
M4	Duke (16/-)	RAL	L	69-71

**1960-61****Record:** 19-4 (H: 7-0, A: 6-3, N: 6-1)

ACC 12-2, Regular-Season Champion

**Coach:** Frank McGuire

D5	LSU	H	W	77-61
D6	Virginia	H	W	81-47
D13	Kentucky (5/20)	GB0	L	65-70
D16	Kansas State (5/20)	A	L	69-77
D17	Kansas (5/16)	A	W	78-70
D19	Creighton (5/-)	A	W	72-64

**Dixie Classic**

D29	Maryland (11/-)	RAL	W	81-57
D30	Villanova (11/-)	RAL	W	87-67
D31	Duke (11/6)	RAL	W	76-71
J7	Notre Dame (6/-)	CHAR	W	73-71
J10	Wake Forest (6/-)	H	W	83-74
J14	Virginia (7/-)	A	W	92-70
J16	Maryland (7/-)	A	W	58-52
J18	NC State (6/-)	A	W	97-66
J31	Clemson (4/-)	H	W	77-46
F2	Maryland (5/-)	H	W	63-56
F4	Duke (5/4)	A	L	77-81
F8	South Carolina (6/-)	A	L	82-89
F11	Wake Forest (6/-)	A	W	93-78
F15	NC State (7/-)	H	W	62-56

**North-South Doubleheader**

F17	South Carolina (7/-)	CHAR	W	92-68
F18	Clemson (7/-)	CHAR	W	61-55
F25	Duke (7/6)	H	W (OT)	69-66

**1961-62****Record:** 8-9 (H: 4-2, A: 1-4, N: 3-3)

ACC 7-7, Tied 4th Place

**Coach:** Dean Smith

D2	Virginia	H	W	80-46
D5	Clemson	A	W	54-52
D11	Indiana	GB0	L	70-76
J6	Notre Dame	CHAR	W	99-80
J10	Wake Forest	A	L	72-91
J13	Virginia	GB0	W	100-71
J15	South Carolina	H	W	81-73
J17	NC State	H	W	66-56
F3	Duke (-/6)	A	L	57-79
F6	Maryland	A	L	62-79
F10	Wake Forest	H	L	80-87
F14	NC State	A	L	57-85

**North-South Doubleheader**

F16	Clemson	CHAR	W	69-59
F17	South Carolina	CHAR	L	82-97
F19	Maryland	H	W	70-67
F24	Duke (-/8)	H	L	74-82

**ACC Tournament**

M1	South Carolina	RAL	L	55-57
----	----------------	-----	---	-------

**1962-63****Record:** 15-6 (H: 6-2, A: 6-3, N: 3-1)

ACC 10-4, 3rd Place

**Coach:** Dean Smith

D1	Georgia	H	W	89-65
D5	Clemson	H	W	64-48
D8	South Carolina	A	W	75-65
D15	Indiana	A	L	76-90
D17	Kentucky	A	W	68-66
J2	Yale	H	W	86-77
J5	Notre Dame	A	W (OT)	76-68
J9	Wake Forest (10/-)	A	L	70-78
J14	Maryland (10/-)	A	W	78-56
J16	NC State	H	W (OT)	67-65
J19	Virginia	A	W	86-81
F2	Duke (-/3)	H	L	69-77
F7	Maryland	H	W	82-68
F9	Wake Forest	H	L	71-72
F12	NC State	A	W	68-63

**North-South Doubleheader**

F15	South Carolina	CHAR	W	78-74
F16	Clemson	CHAR	W	79-63
F20	Virginia	H	W	85-73
F23	Duke (-/2)	A	L	93-106

**ACC Tournament**

F28	South Carolina	RAL	W	93-76
M1	Wake Forest	RAL	L	55-56

**1963-64****Record:** 12-12 (H: 6-2, A: 2-8, N: 4-2)

ACC 6-8, 5th Place

**Coach:** Dean Smith

D2	South Carolina	H	W	92-87
D3	Clemson	A	L (2OT)	64-66
D7	Indiana	CHAR	W	77-70
D9	Kentucky (-/9)	A	L	80-100
D14	LSU	A	W	76-71
D16	Tulane	A	W	109-81
D18	Georgia	H	W	99-71
J4	Notre Dame	GBO	W	78-68
J9	Wake Forest	A	L	71-80
J11	Duke (-/9)	A	L	64-84
J13	Maryland	H	W	97-88
J15	NC State	H	W	79-71
J18	Virginia Tech	H	L (2OT)	88-90
F3	Virginia	H	W	89-76
F8	Wake Forest	H	W	81-73
F12	NYU	A-MSG	L	68-69

**North-South Doubleheader**

F14	Clemson	CHAR	L (2OT)	90-97
F15	South Carolina	CHAR	W	84-81
F18	Maryland	A	L	64-74
F22	NC State	A	L	49-51
F24	Virginia	A	L	64-79
F29	Duke (-/4)	H	L	69-104

**ACC Tournament**

M5	South Carolina	RAL	W	80-63
M6	Duke (-/4)	RAL	L	49-65

**1964-65****Record:** 15-9 (H: 5-2, A: 4-5, N: 6-2)

ACC 10-4, Tied 2nd Place

**Coach:** Dean Smith

D1	Clemson (13/-)	H	W	77-59
D3	Georgia (13/-)	A	L	61-64
D5	South Carolina (13/-)	A	W	82-71
D7	Kentucky (13/11)	CHAR	W	82-67
D10	Tulane	H	W	111-74
D12	Indiana	A	L	81-107
D14	Vanderbilt (-/3)	GBO	W	84-78
<b>Virginia Tech Tournament</b>				
D18	Mississippi State	BL	W	84-80
D19	Alabama	BL	L	61-66
D21	Florida	A	L	54-73
J4	Maryland	A	L	68-76
J6	Wake Forest	A	L	85-107
J9	Duke (-/8)	A	W	65-62
J13	NC State	H	L	62-65
J16	Virginia	A	W	87-80
J30	Maryland	H	L	80-91
F6	NYU	GBO	W	100-78
F9	Wake Forest	H	W	107-91
F17	NC State	A	W	69-68

**North-South Doubleheader**

F19	South Carolina	CHAR	W	76-63
F20	Clemson	CHAR	W	86-84
F23	Virginia	H	W (2OT)	105-101
F27	Duke (-/5)	H	W	71-66

**ACC Tournament**

M4	Wake Forest	RAL	L	76-92
----	-------------	-----	---	-------

**1965-66****Record:** 16-11 (H: 8-2, A: 2-7, N: 6-2)

ACC 8-6, Tied 3rd Place

**Coach:** Dean Smith

D1	Clemson	A	L	74-84
D4	William & Mary	H	W	82-68
D6	Ohio State	A	W	82-72
D8	Richmond	H	W	127-76
D11	Vanderbilt (-/4)	A	L	72-81
D16	Florida State	H	W	115-80
D18	Florida	CHAR	W	66-59
D27	Princeton	GBO	W	75-61

**Triangle Doubleheader**

D30	Utah	RAL	W	90-85
D31	West Virginia	RAL	L	97-102
J3	Maryland	H	W	67-52
J5	Wake Forest	A	W	99-83
J8	Duke (-/1)	H	L	77-88
J13	NC State	H	W	83-75
J15	Virginia	A	L	69-70
F3	Wake Forest	H	W	115-87
F5	Maryland	A	L	66-77
F7	South Carolina	H	W	104-70
F9	NYU	A-MSG	L	78-83
F12	Virginia Tech	H	L	75-81
F15	NC State	A	L	77-87

**North-South Doubleheader**

F18	Clemson	CHAR	W	70-66
F19	South Carolina	CHAR	W	83-71
F22	Virginia	H	W	81-79
F26	Duke (-/2)	A	L	63-77

**ACC Tournament**

M3	Maryland	RAL	W	77-70
M4	Duke (-/2)	RAL	L	20-21

% first game in Carmichael Auditorium

**1966-67****Record:** 26-6 (H: 8-1, A: 6-2, N: 12-3)

ACC 12-2, Regular-Season &amp; Tournament Champion

NCAA Final Four

**Coach:** Dean Smith

D1	Clemson (9/-)	H	W	76-65
D3	Penn State (9/-)	GBO	W	93-63
D9	Tulane (8/-)	H	W	92-69
D13	Kentucky (8/4)	A	W	64-55
D17	NYU (6/-)	GBO	W	95-58

**Tampa Invitational Tournament**

D19	Columbia (6/-)	TAM	W	98-66
D20	Florida State (6/-)	TAM	W	81-54
D27	Furman (3/-)	GBO	W	101-56
D30	Ohio State (3/-)	CHAR	W	105-82
J2	Princeton (3/-)	H	L	81-91
J4	Wake Forest (3/-)	A	W	76-74
J7	Duke (3/-)	A	W	59-56
J11	NC State (5/-)	H	W	79-78
J28	Virginia (2/-)	H	W	103-76
F4	Maryland (2/-)	H	W	85-77
F7	Virginia (2/-)	A	W	79-75
F9	Wake Forest (2/-)	H	W	75-73
F11	Georgia Tech (2/-)	A	L	80-82
F14	NC State (2/-)	A	W	77-60

**North-South Doubleheader**


F17	South Carolina (4/-)	CHAR	W	80-55
F18	Clemson (4/-)	CHAR	L	88-92
F22	Maryland (5/-)	A	W	79-78
F25	Virginia Tech (5/-)	H	W	110-78
M1	S. Carolina (3/-)	A	L	57-70
M4	Duke (3/-)	H	W	92-79

**ACC Tournament**

M9	NC State (4/-)	GBO	W	56-53
M10	Wake Forest (4/-)	GBO	W	89-79
M11	Duke (4/-)	GBO	W	82-73

**NCAA East Regional**

M17	Princeton (4/5)	CP	W	78-70
M18	Boston College (4/9)	CP	W	96-80

**RUSTY CLARK  
1966-69****1967 NCAA Final Four**

M24	Dayton (4/-)	LOU	L	62-76
M25	Houston (4/7)	LOU	L	62-84

**1967-68****Record:** 28-4 (H: 8-1, A: 6-2, N: 14-1)

ACC 12-2, Regular-Season &amp; Tournament Champion

NCAA Finalist

**Coach:** Dean Smith

D2	Virginia Tech (4/-)	H	W	89-76
D6	Kent (5/-)	H	W	107-83
D9	Vanderbilt (5/8)	A	L	76-89
D12	Kentucky (5/4)	GBO	W	84-77
D16	Princeton (7/10)	GBO	W	71-63

**Far West Classic**

D28	Stanford (5/-)	PORT	W	87-78
D29	Utah (5/7)	PORT	W	86-84
D30	Oregon State (5/-)	PORT	W	68-61
J3	Wake Forest (3/-)	H	W	74-62
J6	Duke (3/-)	H	W	75-72
J10	NC State (3/-)	A	W	68-66
J13	Clemson (3/-)	A	W	115-83
J27	Georgia Tech (3/-)	CHAR	W	82-54
F1	Florida State (3/-)	H	W	86-80
F3	Maryland (3/-)	A	W	73-67
F6	Virginia (3/-)	H	W	108-64
F8	Wake Forest (3/-)	A	W	80-60
F10	Virginia Tech (3/-)	A	W	80-70
F12	NC State (3/-)	H	W	96-84

**North-South Doubleheader**

F16	Clemson (3/-)	CHAR	W	96-74
F17	South Carolina (3/-)	CHAR	W	84-80
F21	Maryland (3/-)	H	W	83-60
F24	Virginia (3/-)	A	W	92-74
F28	South Carolina (3/-)	H	L	86-87
M2	Duke (3/10)	A	L (3OT)	86-87

**ACC Tournament**

M7	Wake Forest (5/-)	CHAR	W	83-70
M8	South Carolina (5/-)	CHAR	W (OT)	82-79
M9	NC State (5/-)	CHAR	W	87-50

**NCAA East Regional**

M15	St. Bonaventure (4/3)	RAL	W	91-72
M16	Davidson (4/8)	RAL	W	70-66

**1968 NCAA Final Four**

M22	Ohio State (4/-)	LA	W	80-66
M23	UCLA (4/2)	LA	L	55-78





**BILL BUNTING**  
1966-69

#### 1968-69

**Record:** 27-5 (H: 9-0, A: 7-1, N: 11-4)

ACC 12-2, Regular-Season & Tournament Champion,

NCAA Final Four

**Coach:** Dean Smith

D2	Oregon (2/-)	GBOW	89-78
D3	Oregon (2/-)	H W	106-73
D7	Kentucky (2/3)	A W	87-77
D9	Vanderbilt (2/12)	CHAR W	100-78
D16	Clemson (2/-)	H W	90-69
D17	Virginia (2/-)	H W	94-67

#### ECAC Holiday Festival

D27	Villanova (2/8)	NYC% W	69-61
D28	St. John's (2/-)	NYC L	70-72
D30	Princeton (2/-)	NYC W	103-76
J4	Duke (4/-)	H W	94-70
J8	NC State (2/-)	H W	83-63
J11	Virginia Tech (2/-)	H W	99-77
J14	Georgia Tech (2/-)	A W	101-70
J18	Wake Forest (2/-)	A W	94-89
F1	Maryland (2/-)	H W	107-87
F4	Virginia (2/-)	A W	99-76
F6	Wake Forest (2/-)	H W	84-76
F8	Florida State (2/-)	GBOW	100-82
F10	NC State (2/-)	A W	85-62

#### North-South Doubleheader

F14	South Carolina (2/-)	CHAR L	66-68
F15	Clemson (2/-)	CHAR W	107-81
F19	Maryland (3/-)	A W	88-86
F22	The Citadel (3/-)	H W	106-59
F26	South Carolina (2/8)	A W	68-62
M1	Duke (2/-)	A L	81-87

#### ACC Tournament

M6	Clemson (4/-)	CHAR W	94-70
M7	Wake Forest (4/-)	CHAR W	80-72
M8	Duke (4/-)	CHAR W	85-74

#### NCAA East Regional

M13	Duquesne (4/9)	CP W	79-78
M15	Davidson (4/5)	CP W	87-85

#### NCAA Final Four

M20	Purdue (4/6)	LOU L	65-92
M22	Drake (4/11)	LOU L	84-104

% UNC's first game in new Madison Square Garden

#### 1969-70

**Record:** 18-9 (H: 7-2, A: 6-3, N: 5-4)

ACC 9-5, Tied 2nd Place; NIT Participant

**Coach:** Dean Smith

D1	Florida Southern (7/-)	H W	112-47
D3	Mercer (7/-)	H W	100-52
D8	Kentucky (7/2)	CHAR L	87-94
D13	Florida State (5/-)	GBOW	86-75
D16	Virginia (5/-)	A W	80-76
D20	Tulane (7/-)	A W	96-87
D22	Rice (7/-)	A W	99-87

#### Carolina Classic

D29	Harvard (4/-)	GBOW	92-74
D30	Bowling Green (4/-)	GBOW	89-72
J3	Rice (4/-)	CHAR W	98-72
J5	South Carolina (4/3)	A L	52-65
J7	NC State (4/10)	A W	78-69
J10	Duke (4/19)	H W	86-78
J15	Clemson (7/-)	A W	96-91
J17	Wake Forest (7/-)	H L	90-91
J31	Maryland (9/-)	A W	77-69
F3	Virginia (9/-)	H W	87-72
F5	Wake Forest (7/-)	A L	85-88
F9	NC State (7/5)	H W	88-86

#### North-South Doubleheader

F13	Clemson (10/-)	CHAR W	110-66
F14	Georgia Tech (10/-)	CHAR L	95-104
F18	Maryland (13/-)	H W	90-83
F21	South Carolina (13/4)	H L	62-79
F25	Virginia Tech (19/-)	H W	98-70
F28	Duke (19/-)	A L	83-91

#### ACC Tournament

M5	Virginia	CHAR L	93-95
----	----------	--------	-------

#### National Invitation Tournament

M14	Manhattan	NYC L	90-95
-----	-----------	-------	-------

#### 1970-71

**Record:** 26-6 (H: 9-0, A: 4-4, N: 13-2)

ACC 11-3, Regular-Season Champion, NIT Champion

**Coach:** Dean Smith

D1	East Tennessee State	H W	109-79
D5	William & Mary	A W	101-72
D12	Creighton	CHAR W	106-86
D15	Virginia	H W	80-75

#### Big Four Tournament

D18	NC State (20/-)	GBOW	70-82
D19	Duke (20/-)	GBOW	83-81
D22	Utah (20/-)	A L	86-105
D29	Penn State (17/-)	GBOW	73-57
D30	Northwestern	GBOW	98-74
J2	Tulane	CHAR W	101-79
J4	South Carolina (-/2)	H W	79-64
J9	Duke (20/-)	H W	79-74
J14	Clemson (15/-)	H W	92-72
J16	Wake Forest (15/-)	A L	84-96
J30	Maryland (20/-)	H W	105-79
F4	Wake Forest (16/-)	H W	93-75
F8	NC State (16/-)	A W	65-63

#### North-South Doubleheader


F12	Georgia Tech (11/-)	CHAR W	87-58
F13	Clemson (11/-)	CHAR W	86-48
F17	Maryland (8/-)	A W	100-76
F20	South Carolina (8/7)	A L	66-72
F22	Florida State (8/-)	H W	70-61
F27	Virginia (13/-)	A W	75-74
M3	NC State (12/-)	H W	97-81
M6	Duke (12/-)	A L	83-92

#### ACC Tournament

M11	Clemson (13/-)	GBOW	76-41
M12	Virginia (13/-)	GBOW	78-68
M13	South Carolina (13/6)	GBOW	51-52

#### National Invitation Tournament

M20	Massachusetts (13/-)	NYC W	90-49
M22	Providence (13/-)	NYC W	86-79
M25	Duke (13/-)	NYC W	73-67
M27	Georgia Tech (13/-)	NYC W	84-66



**GEORGE KARL**  
1970-73

#### 1971-72

**Record:** 26-5 (H: 9-0, A: 4-4, N: 13-1)

ACC 9-3, Regular-Season & Tournament Champion

NCAA Final Four

**Coach:** Dean Smith

D2	Rice (2/-)	H W	127-69
D4	Pittsburgh (2/-)	A W	90-75
D6	Princeton (2/-)	A L	73-89
D11	Virginia Tech (3/-)	H W	93-60

#### Big Four Tournament

D17	Wake Forest (4/-)	GBOW	99-76
D18	NC State (4/-)	GBOW	99-68
D27	Harvard (4/-)	CHAR W	96-78

#### Sugar Bowl Tournament

D29	St. Joseph's (4/-)	NO W	93-77
D30	Bradley (4/-)	NO W	75-69
J8	Furman (3/-)	H W	118-66
J12	Clemson (3/-)	A W	81-61
J15	Virginia (3/8)	A W	85-79
J19	Wake Forest (3/-)	H W	92-77
J22	Duke (3/-)	A L	74-76
J29	Maryland (3/18)	H W	92-72
F3	Wake Forest (4/-)	A-GBOW	71-59
F7	NC State (4/-)	H W	101-78

#### North-South Doubleheader

F11	Clemson (3/-)	CHAR W	73-50
F12	Georgia Tech (3/-)	CHAR W	118-73
F16	Maryland (3/19)	A L (OT)	77-79
F19	Notre Dame (3/-)	NYC W	99-74
F23	Georgia Tech (5/-)	H W	87-66
F26	Virginia (5/13)	H W	91-78
F29	NC State (5/-)	A L	84-85
M4	Duke (3/-)	H W	93-69

#### ACC Tournament

M10	Duke (3/-)	GBOW	63-48
M11	Maryland (3/13)	GBOW	73-64

#### NCAA East Regional

M16	South Carolina (2/6)	MOR W	92-69
M18	Pennsylvania (2/3)	MOR W	73-59

#### NCAA Final Four

M23	Florida State (2/10)	LA L	75-79
M25	Louisville (2/4)	LA W	105-91





WALTER DAVIS  
1973-77

#### 1972-73

**Record:** 25-8 (H: 6-3, A: 4-2, N: 15-3)

ACC 8-4, 2nd Place; NIT Semifinalist

**Coach:** Dean Smith

N25 St. Thomas (Fla.)	H	W	107-62
D2 Pittsburgh	H	W	99-70
D5 Dartmouth	GBO	W	128-86
D9 Virginia Tech (13/-)	CHAR	W	96-82
D11 Kentucky (13/8)	LOU	W	78-70

#### Big Four Tournament

D15 Duke (11/-)	GBO	W	91-86
D16 NC State (11/6)	GBO	L	61-68
D22 California (13/-)	A	W	64-61

#### Rainbow Classic

D28 Utah (11/-)	HON	W	73-61
D29 Washington (11/-)	HON	W	89-72
D30 Louisville (11/-)	HON	W	89-86
J4 Furman (9/-)	CHAR	W	100-67
J6 Nebraska (9/-)	GBO	W	79-62
J10 Clemson (7/-)	H	W	92-58
J17 Wake Forest (4/-)	A-GBO	W	99-80
J20 Duke (4/-)	H	W	82-71
J25 Virginia (3/-)	H	L	78-84
J27 Maryland (3/4)	A	L	88-94
J31 Wake Forest (8/-)	H	W	69-51
F5 NC State (8/2)	A	L	73-76

#### North-South Doubleheader

F9 Georgia Tech (6/-)	CHAR	W	107-72
F10 Clemson (6/-)	CHAR	W	84-69
F14 Maryland (6/10)	H	W	95-85
F17 Florida State (6/-)	NYC	W	91-79
F21 Miami (Ohio) (6/-)	H	L	92-102
F24 Virginia (6/-)	A	W	76-68
F27 NC State (6/2)	H	L	78-82
M3 Duke (7/-)	A	W	72-70

#### ACC Tournament

M8 Wake Forest (8/-)	GBO	L (OT)	52-54
----------------------	-----	--------	-------

#### National Invitation Tournament

M17 Oral Roberts (11/-)	NYC	W	82-65
M20 Massachusetts (11/-)	NYC	W	73-63
M24 Notre Dame (11/-)	NYC	L	71-78
M25 Alabama (11/-)	NYC	W	88-69

#### 1973-74

**Record:** 22-6 (H: 9-1, A: 5-2, N: 8-3)

ACC 9-3, Tied 2nd Place; NIT Participant

**Coach:** Dean Smith

D1 Houston (5/14)	GBO	W	97-74
D5 California (5/-)	H	W	74-70
D8 Vermont (5/-)	H	W	103-48
D10 Kentucky (5/10)	GBO	W	101-84
D15 East Tennessee State (5/-)	H	W	81-63
D20 Virginia Tech (4/-)	CHAR	W	83-78
D28 St. Thomas (Fla.) (4/-)	A	W	112-72

#### Big Four Tournament

J4 NC State (4/5)	GBO	L	77-78
J5 Duke (4/-)	GBO	W	84-75
J9 Clemson (5/-)	A	W	102-90
J12 Virginia (5/-)	A	W	87-75
J16 Wake Forest (5/-)	H	W	95-78
J19 Duke (5/-)	A	W	73-71
J22 NC State (5/3)	H	L	80-83
J26 Maryland (4/5)	H	W	82-73
J30 Wake Forest (4/-)	A	W	77-67
F2 Clemson (4/-)	H	W	61-60

#### North-South Doubleheader

F8 Furman (4/-)	CHAR	W	95-69
F9 Georgia Tech (4/-)	CHAR	W	112-70
F13 Maryland (4/6)	A	L	80-91
F16 Florida State (4/-)	GBO	W	104-85
F20 Miami (Ohio) (6/-)	H	W	83-69
F23 Virginia (6/-)	H	W	94-61
F26 NC State (6/1)	A	L	72-83
M2 Duke (4/-)	H	W (OT)	96-92

#### ACC Tournament

M7 Wake Forest (6/-)	GBO	W	76-62
M8 Maryland (6/4)	GBO	L	85-105

#### National Invitation Tournament

M16 Purdue (8/-)	NYC	L	71-82
------------------	-----	---	-------

#### 1974-75

**Record:** 23-8 (H: 9-1, A: 6-3, N: 8-4)

ACC 8-4, Tied 2nd Place, Tournament Champion; NCAA

Final 16

**Coach:** Dean Smith

N30 St. Thomas (Fla.) (11/-)	H	W	101-74
D4 East Tennessee State (9/-)	H	W	93-71
D7 Houston (9/20)	A	W	96-87
D9 Kentucky (9/15)	LOU	L	78-90
D21 Yale (10/-)	A	W	70-53
D28 Utah (8/-)	GBO	W	94-91

#### Big Four Tournament

J3 Duke (8/-)	GBO	L (OT)	96-99
J4 NC State (8/1)	GBO	L	67-82
J9 Clemson (15/-)	H	W	74-72
J11 Howard (15/-)	H	W	109-67
J15 Wake Forest (14/-)	A	W	80-78
J18 NC State (14/4)	A	L (OT)	85-88
J22 Virginia (14/-)	H	W	85-70
J25 Maryland (14/2)	A	W	69-66
J29 Wake Forest (10/-)	H	W	101-91
F1 Clemson (10/-)	A	L	72-80
F3 South Florida (10/-)	H	W	79-72

#### North-South Doubleheader

F7 Furman (12/-)	CHAR	W	86-81
F8 Georgia Tech (12/-)	CHAR	W	111-81
F12 Duke (11/-)	H	W	78-70
F15 Maryland (11/3)	H	L	74-96
F17 Virginia Tech (11/-)	A	W	87-75
F22 Virginia (13/-)	A	L	62-65
F25 NC State (13/7)	H	W	76-74
M1 Duke (14/-)	A	W	74-70

#### ACC Tournament

M6 Wake Forest (12/-)	GBO	W (OT)	101-100
M7 Clemson (12/14)	GBO	W (OT)	76-71
M8 NC State (12/8)	GBO	W	70-66

#### NCAA East Regional

M15 New Mexico State (7/-)	CHAR	W	93-69
M20 Syracuse (6/20)	PROV	L	76-78
M22 Boston College (6/-)	PROV	W	110-90

#### 1975-76

**Record:** 25-4 (H: 8-1, A: 11-0, N: 6-3)

ACC 11-1, Regular-Season Champion

NCAA Tournament Participant

**Coach:** Dean Smith

N29 Howard (5/-)	H	W	115-75
D4 Seton Hall (4/-)	NYC	W	75-63
D6 Virginia Tech (4/-)	H	W	88-75
D8 Kentucky (4/7)	CHAR	W	90-77
D20 East Tennessee State (4/-)	A	W	104-67
D22 South Florida (4/-)	A	W	70-64

#### Big Four Tournament

J2 Wake Forest (3/-)	GBO	L	83-95
J3 Duke (3/-)	GBO	W	77-74
J5 Yale (3/-)	H	W	81-42
J7 Clemson (6/-)	A	W	83-64
J10 Virginia (6/-)	A	W	85-82
J14 Wake Forest (7/5)	H	W	99-74
J17 Duke (7/-)	A	W	89-87
J18 NC State (7/13)	H	L	67-68
J25 Maryland (5/2)	H	W (OT)	95-93
J28 Wake Forest (4/-)	A	W (OT)	88-85
J31 Clemson (4/-)	H	W	79-64
F4 Detroit Mercy (4/-)	A	W	91-76

#### North-South Doubleheader

F6 Georgia Tech (4/-)	CHAR	W	79-74
F7 Furman (4/-)	CHAR	W	97-64
F11 Maryland (3/4)	A	W	81-69
F14 Tulane (3/-)	A	W (4OT)	113-106
F18 Miami (Ohio) (3/-)	A	W	77-75
F21 Virginia (3/-)	H	W	73-71
F24 NC State (3/15)	A	W	91-79
F28 Duke (4/-)	H	W	91-71

#### ACC Tournament

M5 Clemson (4/-)	MD	W	82-74
M6 Virginia (4/-)	MD	L	62-67

#### NCAA Midwest Regional

M13 Alabama (5/8)	DAY	L	64-79
-------------------	-----	---	-------

#### 1976-77

**Record:** 28-5 (H: 7-1, A: 5-2, N: 16-2)

ACC 9-3, Regular-Season & Tournament Champion

NCAA Finalist

**Coach:** Dean Smith

#### Big Four Tournament

N26 NC State (3/15)	GBO	W	78-66
N27 Wake Forest (3/-)	GBO	L (OT)	96-97
D1 Marshall (9/-)	H	W	90-70
D6 Michigan State (9/-)	A	W	81-58
D11 Virginia Tech (12/-)	ROA	W	81-77
D20 BYU (11/-)	H	W	113-93

#### Far West Classic

D27 Oral Roberts (10/-)	PORT	W	100-84
D29 Oregon (9/-)	PORT	W	86-60
D30 Weber State (9/-)	PORT	W	75-54
J5 Clemson (6/16)	GBO	W	91-63
J8 Virginia (6/-)	H	W	91-67
J13 Wake Forest (5/7)	A	W	77-75
J15 Duke (5/-)	H	W	77-68
J19 NC State (4/-)	A	L	73-75
J22 Maryland (4/13)	A	W	71-68
J26 Wake Forest (4/10)	H	L	66-67
J29 Clemson (4/19)	A	L	73-93

#### North-South Doubleheader

F4 Georgia Tech (13/-)	CHAR	W	98-74
F5 Furman (13/-)	CHAR	W	88-71
F9 Maryland (14/-)	H	W	97-70
F12 Tulane (14/-)	GBO	W	106-94
F16 South Florida (13/-)	H	W	100-65
F20 Virginia (13/-)	A	W	66-64
F23 NC State (9/-)	H	W	90-73
F26 Duke (9/-)	A	W	84-71
F27 Louisville (9/10)	CHAR	W	96-89

#### ACC Tournament

M4 NC State (6/-)	GBO	W	70-56
M5 Virginia (6/-)	GBO	W	75-69

#### NCAA East Regional

M12 Purdue (4/-)	RAL	W	69-66
M17 Notre Dame (5/10)	CP	W	79-77
M19 Kentucky (5/13)	CP	W	79-72

#### NCAA Final Four

M26 UNLV (5/4)	ATL	W	84-83
M28 Marquette (5/7)	ATL	L	59-67



**DAVE COLESCOTT  
1976-80**

#### 1977-78

**Record:** 23-8 (H: 10-0, A: 4-5, N: 9-3)

ACC 9-3, Regular-Season Champion

NCAA Tournament Participant

**Coach:** Dean Smith

N26 Oregon State (1/-)	CHAR	W	94-63
N30 Oregon State (2/-)	H	W	90-64

#### Big Four Tournament

D2 Duke (2/-)	GBO	W	79-66
D3 NC State (2/-)	GBO	W	87-82
D7 William & Mary (2/-)	A	L	75-78
D10 Rochester (2/-)	H	W	101-43
D17 Cincinnati (5/6)	GBO	W	67-59
D23 Tulane (3/-)	A	W	108-103

#### Rainbow Classic

D28 Brigham Young (2/-)	HON	W	94-81
D29 Texas Tech (2/-)	HON	W	88-76
D30 Stanford (2/-)	HON	W	92-61
J4 Clemson (2/-)	A	W (OT)	79-77
J7 Virginia (2/13)	A	W	76-61
J14 Duke (2/-)	A	L	84-92
J15 Wake Forest (2/-)	H	W	71-69
J18 NC State (5/-)	H	W	69-64
J21 Maryland (5/-)	H	W	85-71
J26 Wake Forest (3/-)	A	L	62-71
J28 Clemson (3/-)	H	W	98-64
J30 Mercer (3/-)	H	W	73-70

#### North-South Doubleheader

F3 Furman (6/-)	CHAR	L	83-89
F4 Virginia Tech (6/-)	CHAR	W	101-88
F8 Maryland (7/-)	A	W	66-64
F11 Rutgers (7/-)	NYC	W	74-57
F12 Providence (7/20)	A	L	59-61
F15 Kent (11/-)	H	W	92-59
F18 Virginia (11/-)	H	W	71-54
F23 NC State (8/-)	A	L	67-72
F25 Duke (8/13)	H	W	87-83

#### ACC Tournament

M2 Wake Forest (10/-)	GBO	L	77-82
-----------------------	-----	---	-------

#### NCAA West Regional

M11 San Francisco (11/20)	TEMPE	L	64-68
---------------------------	-------	---	-------

#### 1978-79

**Record:** 23-6 (H: 9-0, A: 5-3, N: 9-3)

ACC 9-3, Regular-Season & Tournament Champion

NCAA Tournament Participant

**Coach:** Dean Smith

N29 Northwestern (14/-)	A	W	97-67
-------------------------	---	---	-------

#### Big Four Tournament

D1 Wake Forest (14/-)	GBO	W	73-55
-----------------------	-----	---	-------

D2 Duke (14/1)	GBO	L	68-78
D4 Detroit Mercy (14/-)	H	W	93-76
D9 Jacksonville (14/-)	H	W	85-56
D16 Michigan State (13/3)	H	W	70-69
D22 Cincinnati (6/-)	A	W	62-59

#### Kodak Classic

D29 Dartmouth (5/-)	ROCH	W	86-67
D30 Niagara (5/-)	ROCH	W	121-69
J3 Clemson (5/-)	GBO	W	90-68
J6 Virginia (3/-)	H	W (2OT)	86-74
J10 Wake Forest (3/-)	A	L	56-59
J13 Duke (3/7)	H	W	74-68
J14 Arkansas (3/10)	GBO	W	63-57
J17 NC State (2/14)	A	W	70-69
J20 Maryland (2/19)	A	W	54-53
J25 Wake Forest (2/-)	H	W	76-69
J27 Clemson (2/-)	A	L	61-66

#### North-South Doubleheader

F2 Furman (4/-)	CHAR	L	70-83
F3 Virginia Tech (4/-)	CHAR	W (OT)	92-80
F7 Maryland (6/-)	H	W	76-67
F10 Providence (6/-)	CHAR	W	89-55
F14 William & Mary (4/-)	H	W	85-60
F17 Virginia (4/-)	A	W	66-57
F22 NC State (4/-)	H	W	71-56
F24 Duke (4/6)	A	L	40-47

#### ACC Tournament

M2 Maryland (7/-)	GBO	W	102-79
M3 Duke (7/5)	GBO	W	71-63

#### NCAA East Regional

M11 Pennsylvania (3/-)	RAL	L	71-72
------------------------	-----	---	-------

#### 1979-80

**Record:** 21-8 (H: 8-1, A: 5-4, N: 8-3)

ACC 9-5, Tied 2nd Place

NCAA Tournament Participant

**Coach:** Dean Smith

#### Big Four Tournament

N30 NC State (6/-)	GBO	W	97-84
D1 Duke (6/3)	GBO	L	74-86
D3 South Florida (6/-)	SP	W	93-62
D8 Cincinnati (8/-)	GBO	W	68-63
D15 Detroit Mercy (8/-)	H	W	90-72
D22 Indiana (8/5)	A	W	61-57
J2 Clemson (6/-)	A	L	76-93
J5 Virginia (6/13)	A	L	82-88
J7 Mercer (6/-)	A	W	81-63
J9 Wake Forest (15/-)	H	W	72-68
J12 Duke (15/1)	A	W	82-67
J14 Georgia Tech (15/-)	GBO	W	54-53
J16 NC State (9/16)	H	W	67-64
J20 Maryland (9/-)	H	L	86-92
J23 Wake Forest (13/-)	A	W	73-61
J26 Clemson (13/12)	H	W	73-70
J29 William & Mary (13/-)	H	W	71-61

#### North-South Doubleheader

F1 The Citadel (11/-)	CHAR	W	51-40
F2 Furman (11/-)	CHAR	W	75-63
F4 Yale (11/-)	H	W	85-74
F7 Maryland (11/7)	A	L	69-70
F11 Georgia Tech (11/-)	A	W	60-50
F14 Rutgers (11/-)	NYC	W (OT)	73-70
F16 Virginia (11/-)	H	W	68-51
F20 NC State (8/-)	A	L	50-63
F23 Duke (8/17)	H	W	96-71

#### ACC Tournament

F28 Wake Forest (10/-)	GBO	W	75-62
F29 Duke (10/-)	GBO	L	61-75

#### NCAA Midwest Regional

M9 Texas A&M (15/-)	DTX	L (2OT)	61-78
---------------------	-----	---------	-------

#### 1980-81

**Record:** 29-8 (H: 7-2, A: 8-2, N: 14-4)

ACC 10-4, 2nd Place, Tournament Champion

NCAA Finalist

**Coach:** Dean Smith

#### Great Alaska Shootout

N28 Alaska-Anchorage (13/-)	A	W	69-50
N29 Georgetown (13/16)	AN	W	83-71
N30 Arkansas (13/20)	AN	W	64-58
D2 Mercer (13/-)	H	W	89-74

#### Big Four Tournament

D5 Duke (10/-)	GBO	W	78-76
D6 Wake Forest (10/-)	GBO	L	71-82

D13 South Florida (10/-)	GBO	W	73-64
D20 Indiana (8/11)	H	W	65-56
D22 Rutgers (8/-)	CHAR	W	71-64

#### Winston Tire Holiday Classic

D29 Louisville (6/-)	LA	W	86-64
D30 Minnesota (6/-)	LA	L	60-76
J3 Kansas (6/-)	KC	L	55-56
J7 Maryland (16/8)	H	W	75-66
J10 Virginia (16/3)	A	L	57-63
J14 NC State (17/-)	H	W	73-70
J17 Duke (17/-)	H	W	80-65
J22 Wake Forest (17/3)	A	W	74-60
J24 Georgia Tech (17/-)	H	W	100-60
J28 Clemson (12/-)	A	W	61-47
J31 NC State (12/-)	A	W	57-54
F3 Virginia (12/1)	H	L (2OT)	79-80

#### North-South Doubleheader

F6 St. Joseph's (11/-)	CHAR	W	87-64
F7 Furman (11/-)	CHAR	W	79-64
F11 Wake Forest (10/7)	H	L	68-84
F15 Maryland (10/19)	A	W	76-63
F18 William & Mary (13/-)	A	W	81-55
F21 Clemson (13/-)	H	W	75-61
F25 Georgia Tech (11/-)	A	W	76-51
F28 Duke (11/-)	A	L (OT)	65-66

#### ACC Tournament

M5 NC State (12/-)	MD	W	69-54
M6 Wake Forest (12/11)	MD	W	58-57
M7 Maryland (12/20)	MD	W	61-60

#### 1981 NCAA West Regional

M15 Pittsburgh (6/-)	EP	W	74-57
M19 Utah (6/14)	A	W	61-56
M21 Kansas State (6/-)	SLC	W	82-68

#### NCAA Final Four

M28 Virginia (6/5)	PHI	W	78-65
M30 Indiana (6/9)	PHI	L	50-63

#### 1981-82

**Record:** 32-2 (H: 9-1, A: 7-1, N: 16-0)

ACC 12-2, Regular-Season & Tournament Champion

NCAA Champion

**Coach:** Dean Smith

N28 Kansas (1/-)	CHAR	W	74-67
N30 Southern California (1/-)	GBO	W	73-62
D3 Tulsa (1/9)	H	W	78-70
D12 South Florida (1/-)	H	W	75-39
D19 Rutgers (1/-)	NYC	W	59-36
D26 Kentucky (1/2)	ERNJ	W	82-69

#### Cable Car Classic

D28 Penn State (1/-)	SC	W (OT)	56-50
D29 Santa Clara (1/-)	A	W	76-57
J4 William & Mary (1/-)	H	W	64-40
J6 Maryland (1/-)	A	W	66-50
J9 Virginia (1/2)	H	W	65-60
J13 NC State (1/12)	A	W	61-41
J16 Duke (1/-)	A	W	73-63
J21 Wake Forest (1/-)	H	L	48-55
J23 Georgia Tech (1/-)	A	W	66-54
J27 Clemson (2/-)	H	W	77-72
J30 NC State (2/17)	H	W	58-44
F3 Virginia (2/3)	A	L	58-74

#### North-South Doubleheader

F5 Furman (2/-)	CHAR	W	96-69
F6 The Citadel (2/-)	CHAR	W	67-46
F11 Maryland (2/-)	H	W	59-56
F14 Georgia (2/-)	GBO	W	66-57
F17 Wake Forest (2/14)	A-GBO	W	69-51
F20 Clemson (2/-)	A	W	55-49
F24 Georgia Tech (2/-)	H	W	77-54
F27 Duke (2/-)	H	W	84-66

#### ACC Tournament


M5 Georgia Tech (1/-)	GBO	W	55-39
M6 NC State (1/-)	GBO	W	58-46
M7 Virginia (1/3)	GBO	W	47-45

#### NCAA East Regional

M13 James Madison (1/-)	CHAR	W	52-50
M19 Alabama (1/13)	RAL	W	74-69
M21 Villanova (1/-)	RAL	W	70-60

#### NCAA Final Four

M27 Houston (1/-)	NO	W	68-63
M29 Georgetown (1/6)	NO	W	63-62



**MATT DOHERTY**  
1980-84

#### 1982-83

**Record:** 28-8 (H: 8-1, A: 6-3, N: 14-4)  
ACC 12-2, Regular-Season Champion  
NCAA Final Eight  
**Coach:** Dean Smith

N20 St. John's (3/19)	SPR	L (OT)	74-78
N27 Missouri (3/15)	STL	L	60-64
N30 Tulane (3/-)	H	W (3OT)	70-68
D4 LSU (15/-)	ERNJ	W	47-43
D11 Santa Clara (17/-)	GBO	W	79-56

#### Oil City Classic

D17 Tulsa (17/-)	A	L	74-84
D18 Texas-Pan American (17/-)	TUL	W	106-50
D21 Chattanooga (17/-)	A	W	73-66

#### Rainbow Classic

D28 Texas Tech	HON	W	79-47
D29 Oklahoma	HON	W	77-69
D30 Missouri (-/12)	HON	W	73-58
J5 Rutgers (18/-)	GBO	W	86-69
J8 Syracuse (18/9)	CHAR	W	87-64
J12 Maryland (11/-)	H	W	72-71
J15 Virginia (11/2)	A	W	101-95
J19 NC State (3/-)	H	W	99-81
J22 Duke (3/-)	H	W	103-82
J24 Georgia State (3/-)	H	W	95-55
J27 Wake Forest (3/19)	A-GBG	W	80-78
J29 Georgia Tech (3/-)	GBG	W	72-65
F2 Clemson (1/-)	A	W	84-81

#### North-South Doubleheader

F4 The Citadel (1/-)	CHAR	W	81-36
F5 Furman (1/-)	CHAR	W	78-43
F10 Virginia (1/3)	H	W	64-63
F13 Villanova (1/12)	H	L	53-56
F16 Maryland (3/-)	A	L	94-106
F19 NC State (3/-)	A	L	63-70
F24 Wake Forest (11/-)	H	W	100-85
F27 Clemson (11/-)	H	W	93-80
M2 Georgia Tech (8/-)	A	W	85-73
M5 Duke (8/-)	A	W	105-81

#### ACC Tournament

M11 Clemson (5/-)	ATL	W	105-79
M12 NC State (5/-)	ATL	L (OT)	84-91

#### NCAA East Regional

M19 James Madison (8/-)	GBG	W	68-49
M25 Ohio State (8/-)	SYR	W	64-51
M27 Georgia (8/18)	SYR	L	77-82

#### 1983-84

**Record:** 28-3 (H: 9-0, A: 9-0, N: 10-3)  
ACC 14-0, Regular-Season Champion  
NCAA Final 16  
**Coach:** Dean Smith

N26 Missouri (1/-)	GBG	W	64-57
N28 Chattanooga (1/-)	H	W	85-63

#### Stanford Invitational

D2 Fordham (2/-)	STAN	W	73-56
D3 Stanford (2/-)	A	W	88-75
D10 Syracuse (1/-)	A	W	87-64
D21 Dartmouth (1/-)	H	W	103-58

#### ECAC Holiday Festival

D27 Iona (1/-)	NYC	W	74-61
D29 St. John's (1/8)	NYC	W	64-51
J5 Boston Univ. (1/-)	CHAR	W	87-54
J7 NC State (1/12)	A	W	81-60
J12 Maryland (1/5)	A	W	74-62
J14 Wake Forest (1/12)	A-GBG	W	70-62
J18 Virginia (1/-)	H	W	69-66
J21 Duke (1/-)	A	W	78-73
J25 Wake Forest (1/17)	H	W	100-63
J28 Georgia Tech (1/-)	H	W	73-61
J29 LSU (1/10)	H	W	90-79
F1 Clemson (1/-)	GBG	W	97-75

#### North-South Doubleheader

F3 Furman (1/-)	CHAR	W	83-48
F4 The Citadel (1/-)	CHAR	W	76-60
F9 Virginia (1/-)	A	W	85-72
F12 Arkansas (1/-)	PBA	L	64-65
F18 NC State (1/-)	H	W	95-71
F19 Maryland (1/-)	H	W	78-63
F26 Clemson (1/-)	A	W	82-71
F29 Georgia Tech (1/-)	A	W	69-56
M3 Duke (1/15)	H	W (2OT)	96-83

#### 1984 ACC Tournament

M9 Clemson (1/-)	GBG	W	78-66
M10 Duke (1/16)	GBG	L	75-77

#### 1984 NCAA East Regional

M17 Temple (1/20)	CHAR	W	77-66
M22 Indiana (1/-)	ATL	L	68-72

#### 1984-85

**Record:** 27-9 (H: 7-2, A: 8-3, N: 12-4)  
ACC 9-5, Regular-Season Champion  
NCAA Final Eight  
**Coach:** Dean Smith

N25 Fordham	CHAR	W	81-65
D2 Boston University (19/-)	A	W	89-72
D3 Howard (19/-)	H	W	77-63
D8 Oral Roberts (16/-)	H	W	87-65
D15 Wake Forest (13/-)	A-GBG	W	79-73

#### Suntory Bowl

D21 Wichita State (10/-)	OS	W	80-69
D23 Arizona State (10/-)	TOK	W	85-66

#### Hawaii Pacific Invitational

D29 Hawai'i Pacific (7/-)	A	W	88-69
D30 Missouri (7/-)	HON	L	76-81
J3 Stetson (9/-)	ORL	W	85-71
J5 Florida State (9/-)	MIA	W	78-69
J9 Maryland (5/-)	H	W	75-74
J12 Virginia (5/-)	A	W	65-61
J13 SMU (5/4)	GBG	L	82-84
J16 NC State (6/-)	H	W	86-76
J19 Duke (6/2)	H	L	77-93
J21 Jacksonville (6/-)	GBG	W	74-68
J27 Georgia Tech (8/16)	H	L	62-66
J30 Clemson (11/-)	A	L	50-52

#### North-South Doubleheader

F1 The Citadel (11/-)	CHAR	W	83-62
F2 Furman (11/-)	CHAR	W	77-55
F7 Virginia (15/-)	H	W	82-73
F10 LSU (15/-)	A	W	75-70
F13 Maryland (13/20)	A	W	60-54
F16 NC State (13/-)	A	L	76-85
F20 Wake Forest (13/-)	H	W	69-59
F23 Clemson (13/-)	H	W	84-50
F27 Georgia Tech (8/10)	A	L	62-67
M2 Duke (8/5)	A	W	78-68

#### ACC Tournament

M8 Wake Forest (6/-)	ATL	W (OT)	72-61
M9 NC State (6/18)	ATL	W	57-51
M10 Georgia Tech (6/9)	ATL	L	54-57



**STEVE HALE**  
1982-86

#### 1985 NCAA Southeast Regional

M14 Middle Tennessee State (7/-)	ND	W	76-57
M16 Notre Dame (7/-)	A	W	60-58
M22 Auburn (7/-)	BIR	W	62-56
M24 Villanova (7/-)	BIR	L	44-56

#### 1985-86

**Record:** 28-6 (H: 11-1, A: 6-3, N: 11-2)  
ACC 10-4, 3rd Place; NCAA Final 16  
**Coach:** Dean Smith

N24 UCLA (2/-)	H	W	107-70
N26 Iona (2/-)	H	W	110-67

#### Great Alaska Shootout

N29 Missouri (1/-)	AN	W	84-63
N30 Purdue (1/-)	AN	W	73-62
D1 UNLV (1/16)	AN	W	65-60
D7 Rutgers (1/-)	GBG	W	114-71
D14 Ohio University (1/-)	H	W	99-57
D17 Jacksonville (1/-)	A	W	69-65
D20 Stanford (1/-)	H	W	89-55
D22 The Citadel (1/-)	CHAR	W	104-51

#### Orange Bowl Classic

D27 Manhattan (1/-)	MIA	W	129-45
D28 Brown (1/-)	MIA	W	115-63
D31 Florida State (1/-)	CHAR	W	109-64
J4 NC State (1/-)	H	W	90-79
J9 Fordham (1/-)	NYC	W	92-68
J11 Wake Forest (1/-)	A-GBG	W	89-65
J14 Maryland (1/-)	A	W	71-67
J18 Duke (1/3)	H#	W	95-92
J19 Marquette (1/-)	A	W	66-64
J25 Georgia Tech (1/4)	H	W	85-77
J26 Notre Dame (1/16)	H	W	73-61
J30 Virginia (1/-)	A	L	73-86
F1 Clemson (1/-)	H	W	85-67
F4 Georgia Tech (1/2)	A	W (OT)	78-77
F8 Wake Forest (1/-)	H	W	91-62
F12 Clemson (1/-)	A	W	79-64
F20 Maryland (1/-)	H	L (OT)	72-77
F23 NC State (1/20)	A	L	65-76
F26 Virginia (3/-)	H	W	85-79
M2 Duke (3/1)	A	L	74-82

#### ACC Tournament


M7 Maryland (4/-)	GBG	L	75-85
-------------------	-----	---	-------

#### NCAA West Regional

M13 Utah (8/-)	OG	W	84-72
M15 UAB (8/-)	OG	W	77-59
M20 Louisville (8/7)	HOU	L	79-94

# first game in Dean E. Smith Center





**PETE  
CHILCUTT  
1987-91**

#### 1986-87

**Record:** 32-4 (H: 13-0, A: 11-2, N: 8-2)

ACC 14-0, Regular-Season Champion

NCAA Final Eight

**Coach:** Dean Smith

#### Hawaii Thanksgiving Festival

N28 Hawai'i (1/-)	A	W	98-78
N29 Hawai'i Loa (1/-)	A	W	118-80
D1 UCLA (1/-)	A	L	84-89
D3 Stetson (1/-)	H	W	100-64
D6 Miami (1/-)	H	W	122-77
D13 Jacksonville (5/-)	H	W	98-69
D20 Illinois (4/5)	H	W	90-77
D22 Furman (4/-)	CHAR	W	95-65
D27 Kansas State (4/-)	KC	W	81-62

#### Dallas Morning News Classic

D29 Purdue (4/2)	DAL	W	94-81
D30 SMU (4/-)	A	W (OT)	88-86
J3 La Salle (4/-)	A	W	79-72
J8 Maryland (3/-)	H	W	98-65
J10 Duke (3/17)	A	W	85-77
J14 Virginia (3/-)	A	W	95-80
J18 NC State (3/17)	H	W	96-78
J22 Wake Forest (2/-)	A-GB0	W	79-53
J24 Georgia Tech (2/-)	H	W	92-55
J28 Clemson (1/14)	A	W	108-99
F1 Notre Dame (1/-)	A	L	58-60
F5 NC State (3/-)	A	W	96-79
F8 Virginia (3/-)	H	W (OT)	74-73
F11 Wake Forest (3/-)	H	W	94-85
F14 Maryland (3/-)	A	W	93-86
F15 Marquette (3/-)	H	W	83-74
F18 East Tennessee State (3/-)	H	W	118-65
F21 Clemson (3/10)	H	W	96-80
F26 Duke (2/17)	H	W	77-71
M1 Georgia Tech (2/-)	A	W	92-76

#### 1987 ACC Tournament

M6 Maryland (2/-)	MD	W	82-63
M7 Virginia (2/-)	MD	W (2OT)	84-82
M8 NC State (2/-)	MD	L	67-68

#### NCAA East Regional

M12 Pennsylvania (2/-)	CHAR	W	113-82
M14 Michigan (2/-)	CHAR	W	109-97
M19 Notre Dame (2/18)	ERNJ	W	74-68
M21 Syracuse (2/10)	ERNJ	L	75-79

#### 1987-88

**Record:** 27-7 (H: 9-2, A: 9-3, N: 9-2)

ACC 11-3, Regular-Season Champion

NCAA Final Eight

**Coach:** Dean Smith

#### Hall of Fame Game

N21 Syracuse (3/1)	SPR	W (OT)	96-93
--------------------	-----	--------	-------

#### Central Fidelity Holiday Classic

N27 Southern California (3/-)	RICH	W	82-77
N28 Richmond (3/-)	A	W	87-76
D3 Stetson (1/-)	H	W	86-74
D5 Vanderbilt (1/-)	A	L	76-78
D12 SMU (5/-)	H	W	90-74
D17 The Citadel (4/-)	CHAR	W	98-74
D19 Illinois (4/-)	A	W	85-74
D30 Nevada (4/-)	A	W	115-91
J2 UCLA (4/-)	A	W	80-73
J6 Fordham (4/-)	GB0	W (OT)	76-67
J9 La Salle (4/-)	H	W	96-82
J14 Maryland (2/-)	A	W	71-65
J16 Virginia (2/-)	H	W	87-62
J21 Duke (2/9)	H	L	69-70
J24 NC State (2/20)	A	W	77-73
J28 Wake Forest (3/-)	A-GB0	L	80-83
J30 Georgia Tech (3/-)	H	W	73-71
F4 Clemson (8/-)	A	W	88-64
F11 NC State (6/16)	H	W (OT)	75-73
F14 Virginia (6/-)	A	W	64-58
F17 Wake Forest (5/-)	H	W	80-62
F20 Maryland (5/-)	H	W	74-73
F21 Temple (5/1)	H	L	66-83
F28 Clemson (9/-)	H	W	88-52
M2 Georgia Tech (6/13)	A	W	97-80
M6 Duke (6/9)	A	L	81-96

#### ACC Tournament

M11 Wake Forest (9/-)	GB0	W	83-62
M12 Maryland (9/-)	GB0	W	74-64
M13 Duke (9/8)	GB0	L	61-65

#### NCAA West Regional

M17 North Texas (7/-)	SLC	W	83-65
M19 Loyola Marymount (7/15)	SLC	W	123-97
M25 Michigan (7/10)	SEA	W	78-69
M27 Arizona (7/2)	SEA	L	52-70

#### 1988-89

**Record:** 29-8 (H: 12-2, A: 7-4, N: 10-2)

ACC 9-5, Tied 2nd Place, Tournament Champion NCAA Final 16

**Coach:** Dean Smith

#### Dodge Preseason NIT

N18 Chattanooga (6/-)	H	W	111-84
N20 Georgia (6/-)	H	W	99-91
N23 Missouri (5/13)	NYC	L	81-91
N25 Indiana (5/20)	NYC	W	106-92
N28 Stanford (5/-)	H	W	87-76

#### Diet Pepsi Tournament Of Champions

D2 Arizona (10/11)	CHAR^	W	79-72
D3 Missouri (10/8)	CHAR	W	76-60
D7 Vanderbilt (8/-)	H	W	89-77
D10 Richmond (8/-)	GB0	W	76-68
D19 UCLA (8/20)	H	W	104-78
D22 Towson State (8/-)	HER	W	102-74
D29 San Diego State (7/-)	A	W	103-92
J3 Pepperdine (7/-)	A	W	102-80
J5 DePaul (6/-)	A	W	87-67
J7 Iowa (6/-)	H	L	97-98
J11 Maryland (8/-)	H	W	88-72
J15 Virginia (8/-)	A	L	83-106
J18 Duke (13/1)	A	W	91-71
J21 NC State (13/15)	H	W	84-81
J25 Wake Forest (7/-)	A-GB0	W	88-74
J28 Georgia Tech (7/-)	H	W	92-85
F1 Clemson (3/-)	A	L	82-85
F9 NC State (6/17)	A	L	88-98
F12 Virginia (6/-)	H	W	85-67
F14 Old Dominion (6/-)	A	W	87-77
F16 Wake Forest (8/-)	H	W	99-76
F19 Maryland (8/-)	A	W	86-75
F21 Nevada (8/-)	H	W	109-86
F25 Clemson (5/-)	H	W	100-86
M1 Georgia Tech (5/-)	A	L	74-76
M5 Duke (5/9)	H	L	86-88

#### ACC Tournament

M10 Georgia Tech (9/-)	ATL	W	77-62
------------------------	-----	---	-------

M11 Maryland (9/-)	ATL	W	88-58
M12 Duke (9/7)	ATL	W	77-74
<b><u>NCAA Southeast Regional</u></b>			
M17 Southern (5/-)	ATL	W	93-79
M19 UCLA (5/-)	ATL	W	88-81
M23 Michigan (5/10)	LEX	L	87-92

^ first game in "new" Charlotte Coliseum

#### 1989-90

**Record:** 21-13 (H: 11-2, A: 3-6, N: 7-5)

ACC 8-6, Tied 3rd Place; NCAA Final 16

**Coach:** Dean Smith

#### Maui Classic

N24 James Madison (7/-)	MAUI	W	80-79
N25 Villanova (7/-)	MAUI	W	78-68
N26 Missouri (7/11)	MAUI	L	73-80
N30 Alabama (12/-)	A	L	93-101
D2 Central Florida (12/-)	H	W	92-42
D3 Towson State (12/-)	H	W	87-70

#### ACC-BIG EAST Challenge

D7 Georgetown (17/3)	ERNJ	L	81-93
D9 Iowa (17/-)	A	L	74-87
D16 DePaul	H	W	70-51
D23 Kansas State	CHAR	W	79-63
D27 Kentucky (24/-)	LOU	W	121-110

#### Mile High Classic

D29 Colorado State (24/-)	DEN	L	67-78
D30 Colorado (24/-)	DEN	W	106-101
J3 Old Dominion	H	W	90-78
J6 Pepperdine	H	W	95-69
J10 Maryland	A	L	88-98
J13 Virginia	H	W	92-70
J17 Duke (-/8)	H	W	79-60
J20 NC State (-/19)	A	W	91-81
J22 Wake Forest	H	W	73-61
J27 Clemson	H	W	83-60
F1 Georgia Tech (25/13)	A	L	75-102
F5 Miami (25/-)	H	W	87-74
F7 NC State	H	L	77-88
F11 Wake Forest	A	W	72-67
F14 Virginia	A	L	80-81
F17 Maryland	H	L	76-80
F24 Clemson (-/23)	A	L	61-69
F28 Georgia Tech (-/11)	H	W	81-79
M4 Duke (-/5)	A	W	87-75

#### ACC Tournament

M9 Virginia	CHAR	L (OT)	85-92
-------------	------	--------	-------

#### NCAA Midwest Regional

M15 SW Missouri State	AUS	W	83-70
M17 Oklahoma (-/1)	AUS	W	79-77
M22 Arkansas (-/7)	DAL	L	73-96

#### 1990-91

**Record:** 29-6 (H: 11-2, A: 7-2, N: 11-2)

ACC 10-4, Tournament Champion

NCAA Final Four

**Coach:** Dean Smith

N24 San Diego State (5/-)	H	W	99-63
N27 Jacksonville (5/-)	H	W	104-61

#### Diet Pepsi Tournament Of Champions

N30 South Carolina (4/-)	CHAR	L	74-76
D1 Iowa State (4/-)	CHAR	W	118-93

#### ACC-BIG EAST Challenge

D6 Connecticut (10/14)	H	W	79-64
D10 Kentucky (10/25)	H	W	84-81
D15 Alabama (9/20)	H	W	95-79
D22 Purdue (8/-)	A	W	86-74

#### Red Lobster Classic

D29 DePaul (7/-)	ORL	W	90-75
D30 Stanford (7/-)	ORL	W	71-60
J3 Cornell (7/-)	A	W	108-64
J5 Notre Dame (7/-)	ERNJ	W	82-47
J9 Maryland (5/-)	H	W	105-73
J12 Virginia (5/13)	A	W (2OT)	89-86
J19 Duke (5/12)	A	L	60-74
J23 Wake Forest (7/-)	A	W	91-81
J27 Georgia Tech (7/-)	H	L	86-88
J31 Clemson (9/-)	A	W	90-77
F6 NC State (9/-)	A	L	91-97
F7 NC State (9/-)	H	W	92-70
F9 Virginia (9/11)	H	W	77-58
F13 Wake Forest (8/-)	H	W	85-70
F16 Maryland (8/-)	A	W	87-75

**DERRICK  
PHELPS  
1990-94**



F18 The Citadel (8/-)	H	W	118-50
F23 Clemson (6/-)	H	W	73-57
F28 Georgia Tech (4/-)	A	W	91-74
M3 Duke (4/8)	H	L	77-83

**1991 ACC Tournament**

M8 Clemson (7/-)	CHAR	W	67-59
M9 Virginia (7/-)	CHAR	W	76-71
M10 Duke (7/6)	CHAR	W	96-74

**1991 NCAA East Regional**

M15 Northeastern (4/-)	SYR	W	101-66
M17 Villanova (4/-)	SYR	W	84-69
M22 Eastern Michigan (4/-)	ERNJ	W	93-67
M24 Temple (4/-)	ERNJ	W	75-72

**1991 NCAA Final Four**

M30 Kansas (4/12)	INDY	L	73-79
-------------------	------	---	-------

**1991-92**

**Record:** 23-10 (H: 13-2, A: 5-5, N: 5-3)

ACC 9-7, 3rd Place; NCAA Final 16

**Coach:** Dean Smith

N24 The Citadel (8/-)	H	W	97-58
N27 Houston (6/-)	A	W	68-65
N30 Towson State (6/-)	H	W	98-88
D1 Cornell (6/-)	H	W	109-66

**ACC-BIG EAST Challenge**

D4 Seton Hall (5/6)	ERNJ	W	83-54
D7 Central Florida (5/-)	H	W	101-72
D15 Florida State (5/-)	H	L	74-86
D17 Jacksonville (9/-)	A	W	98-87
J2 Purdue (8/-)	H	W	78-50
J4 Colorado (8/-)	H	W	85-64
J9 Clemson (8/-)	H	W	103-69
J11 Notre Dame (8/-)	NYC	L	76-88
J13 Maryland (8/-)	H	W	96-76
J16 Wake Forest (14/-)	A	W	90-79
J19 Villanova (14/-)	H	W	76-64
J22 NC State (10/-)	A	L	88-99
J25 Virginia (10/-)	H	W	77-56
F2 Georgia Tech (11/20)	A	W	86-76
F5 Duke (9/1)	H	W	75-73
F8 Wake Forest (9/-)	H	W	80-78
F15 Clemson (6/-)	A	W	80-72
F19 Virginia (4/-)	A	L	73-86
F22 NC State (4/-)	H	L	94-99
F27 Florida St. (10/22)	A	L	96-110
M1 Maryland (10/-)	A	L	80-82
M4 Georgia Tech (16/-)	H	W	79-75
M8 Duke (16/1)	A	L	77-89

**1992 ACC Tournament**

M13 Wake Forest (20/-)	CHAR	W	80-65
M14 Florida State (20/18)	CHAR	W	80-76
M15 Duke (20/1)	CHAR	L	74-94

**1992 NCAA Southeast Regional**

M19 Miami (Ohio) (18/-)	CIN	W	68-63
M21 Alabama (18/13)	CIN	W	64-55
M27 Ohio State (18/3)	LEX	L	73-80

**1992-93**

**Record:** 34-4 (H: 12-0, A: 10-2, N: 12-2)

ACC 14-2, Regular-Season Champion

NCAA Champion

**Coach:** Dean Smith

D1 Old Dominion (7/-)	H	W	119-82
-----------------------	---	---	--------

**Diet Pepsi Tournament Of Champions**

D4 South Carolina (7/-)	CHAR	W	108-67
D5 Texas (7/-)	CHAR	W	104-68
D9 Virginia Tech (5/-)	ROA	W	78-62
D13 Houston (5/-)	H	W	84-76
D20 Butler (5/-)	A	W	103-56
D22 Ohio State (5/-)	A	W	84-64

**Rainbow Classic**

D28 SW Louisiana (5/-)	HON	W	80-59
D29 Michigan (5/6)	HON	L	78-79
D30 Hawaii (5/-)	A	W	101-84
J4 Cornell (5/-)	H	W	98-60
J7 NC State (6/-)	A	W	100-67
J9 Maryland (6/-)	H	W	101-73
J13 Georgia Tech (5/8)	H	W	80-67
J16 Clemson (5/-)	A	W	82-72
J20 Virginia (3/7)	H	W	80-58
J24 Seton Hall (3/10)	A-ERNJ	W	70-66
J27 Florida State (3/19)	H	W	82-77
J30 Wake Forest (3/-)	A	L	62-88
F3 Duke (6/5)	A	L	67-81
F6 NC State (6/-)	H	W	104-58
F9 Maryland (6/-)	A	W	77-63
F14 Georgia Tech (6/-)	A	W	77-66
F17 Clemson (3/-)	H	W	80-67
F21 Virginia (3/23)	A	W	78-58
F23 Notre Dame (3/-)	H	W	85-56
F27 Florida State (3/6)	A	W	86-76
M3 Wake Forest (1/14)	H	W	83-65
M7 Duke (1/6)	H	W	83-69

**ACC Tournament**

M12 Maryland (1/-)	CHAR	W	102-66
M13 Virginia (1/-)	CHAR	W	74-56
M14 Georgia Tech (1/-)	CHAR	L	75-77

**NCAA East Regional**

M18 East Carolina (4/-)	W-S	W	85-65
M20 Rhode Island (4/-)	W-S	W	112-67
M26 Arkansas (4/12)	ERNJ	W	80-74
M28 Cincinnati (4/7)	ERNJ	W(OT)	75-68

**NCAA Final Four**

A3 Kansas (4/9)	NO	W	78-68
A5 Michigan (4/3)	NO	W	77-71

**1993-94**

**Record:** 28-7 (H: 14-1, A: 6-4, N: 8-2)

ACC 11-5, 2nd Place, Tournament Champion

NCAA 2nd Round

**Coach:** Dean Smith

**Preseason NIT**

N17 Western Kentucky (1/-)	H	W	101-87
N19 Cincinnati (1/22)	H	W	90-63
N24 Massachusetts (1/18)	NYC	L (OT)	86-91
N26 Minnesota (1/9)	NYC	W	90-76
D1 Hawai'i (4/-)	H	W	92-77

**Diet Pepsi Tournament Of Champions**

D3 George Washington (4/22)	CHAR	W	87-62
D4 BYU (4/-)	CHAR	W	97-65
D9 Colorado State (2/-)	H	W	89-66
D18 Ohio State (2/-)	H	W	81-68
D20 Pittsburgh (2/-)	A	W	106-93
J2 Marshall (2/-)	H	W	116-62
J5 NC State (2/-)	H	W	88-58
J8 Maryland (2/-)	A	W	75-70
J12 Georgia Tech (1/17)	A	L	69-89
J15 Clemson (1/-)	H	W	106-62
J19 Virginia (4/-)	A	L	77-81
J22 LSU (4/-)	NO	W	88-65
J24 Butler (4/-)	H	W	104-64
J26 Florida State (4/-)	A	W	90-77

J30 Wake Forest (4/-)	H	W	85-61
F3 Duke (2/1)	H	W	89-78
F5 NC State (2/-)	A	W	77-64
F10 Maryland (1/-)	H	W	95-89
F12 Georgia Tech (1/-)	H	L	89-96
F17 Clemson (2/-)	A	L	69-77
F19 Virginia (2/-)	H	W	69-56
F23 Notre Dame (4/-)	A	W	80-71
F26 Florida State (4/-)	H	W	78-75
M2 Wake Forest (5/-)	A	L	61-68
M5 Duke (5/2)	A	W	87-77

**ACC Tournament**

M11 Florida State (4/-)	CHAR	W	83-69
M12 Wake Forest (4/-)	CHAR	W(OT)	86-84
M13 Virginia (4/-)	CHAR	W	73-66

**NCAA East Regional**

M18 Liberty (1/-)	MD	W	71-51
M20 Boston College (1/-)	MD	L	72-75

**1994-95**

**Record:** 28-6 (H: 12-1 A: 7-3 N: 9-2)

ACC 12-4, Tied 1st Place, Tournament Finalist

NCAA Final Four

**Coach:** Dean Smith

N26 Texas (2/-)	H	W	96-92
N29 Pittsburgh (2/-)	H	W	90-67

**Diet Pepsi Tournament Of Champions**

D2 South Carolina (2/-)	CHAR	W	95-58
D3 Cincinnati (2/10)	CHAR	W	86-76
D8 Villanova (1/24)	H	W	75-66
D17 VMI (1/-)	H	W	129-89
D22 Hawai'i (1/-)	A	W	88-76
D29 Old Dominion (1/-)	A	W	98-79
D31 UNC Asheville (1/-)	H	W	95-77
J4 NC State (1/-)	A	L	70-80
J7 Maryland (1/7)	H	W	100-90
J11 Georgia Tech (4/22)	H	W	86-75
J14 Clemson (4/18)	A	W	83-66
J18 Virginia (3/18)	H	W	79-76
J21 Virginia Tech (3/-)	GBOW	W	87-76
J25 Florida State (3/-)	H	W	100-70
J28 Wake Forest (3/16)	A	W	62-61
F2 Duke (2/-)	A	W(2OT)	102-100
F4 NC State (2/-)	H	W	82-63
F7 Maryland (1/8)	A	L	73-86
F12 Georgia Tech (1/18)	A	W	85-81
F16 Clemson (2/-)	H	W	66-39
F19 Virginia (2/16)	A	L	71-73
F25 Florida State (3/-)	A	W	80-78
F28 Wake Forest (2/9)	H	L	70-79
M4 Duke (2/-)	H	W	99-86

**ACC Tournament**

M10 Clemson (4/-)	GBOW	W	78-62
M11 Maryland (4/10)	GBOW	W(OT)	97-92
M12 Wake Forest (4/7)	GBOW	L(OT)	80-82

**NCAA Southeast Regional**

M17 Murray State (4/-)	TAL	W	80-70
M19 Iowa State (4/24)	TAL	W	73-51
M23 Georgetown (4/22)	BIR	W	74-64
M25 Kentucky (4/2)	BIR	W	74-61

**NCAA Final Four**

A1 Arkansas (4/6)	SEA	L	68-75
-------------------	-----	---	-------

**1995-96**

**Record:** 21-11 (H: 9-3, A: 7-5, N: 5-3)

ACC 10-6, 3rd Place; NCAA 2nd Round

**Coach:** Dean Smith


**Maui Classic**

N20 Vanderbilt (20/-)	MAUI	W	71-63
N21 Michigan State (20/-)	MAUI	W	92-70
N22 Villanova (20/3)	MAUI	L	75-77
N28 Richmond (17/-)	H	W	83-76

**Diet Pepsi Tournament Of Champions**

D1 Tulane (17/-)	CHAR	W	89-71
D2 Stanford (17/16)	CHAR	W	87-63
D7 Georgia (13/-)	H	W	85-74
D16 Dartmouth (10/-)	H	W	96-66
D20 Pittsburgh (11/-)	A	W	66-49
D28 UNC Asheville (11/-)	A	W	66-49
D30 Texas (11/-)	A	L	72-74
J4 NC State (16/-)	H	W	96-72
J6 Maryland (16/-)	A	W(OT)	88-86
J10 Georgia Tech (10/-)	A	L	77-80
J14 Clemson (10/16)	H	W	86-53





**ADEMOLA  
OKULAJA  
1995-99**

J17	Virginia (10/-)	A	W	67-53
J20	Villanova (10/7)	A	L	56-76
J24	Florida State (11/-)	A	W	82-71
J27	Wake Forest (11/9)	H	W	65-59
J31	Duke (8/-)	H	W	73-72
F3	NC State (8/-)	A	L	75-78
F6	Maryland (12/-)	H	L	78-84
F10	Georgia Tech (12/-)	H	L (OT)	83-92
F14	Clemson (17/-)	A	W	53-48
F17	Virginia (17/-)	H	W	71-66
F22	VMI (17/-)	H	W	99-76
F24	Florida State (17/-)	H	L	80-84
F27	Wake Forest (19/13)	A	L	60-84
M3	Duke (19/-)	A	W	84-78
<b>1996 ACC Tournament</b>				
M8	Clemson (20/-)	GBO	L	73-75
<b>1996 NCAA East Regional</b>				
M15	New Orleans (25/-)	RICH	W	83-62
M17	Texas Tech (25/8)	RICH	L	73-92

#### 1996-97

**Record:** 28-7 (H: 11-1, A: 6-4, N: 11-2)

ACC 11-5, Tied 2nd Place, Tournament Champion

NCAA Final Four

**Coach:** Dean Smith

#### Hall Of Fame Tip-Off Classic

N22	Arizona (7/19)	SPR	L	72-83
N25	Richmond (7/-)	H	W	86-75
N29	Pittsburgh (14/-)	H	W	82-61
D2	Bethune-Cookman (14/-)	H	W	106-62

#### Harris Teeter Pepsi Challenge

D6	Southern California (14/-)	CHAR	W	99-84
D7	South Carolina (14/-)	CHAR	W	86-75
D15	VMI (11/-)	A	W	105-61
D18	LSU (12/-)	GBO	W	67-48

#### Jimmy V Classic

D20	Massachusetts (12/-)	ERNJ	W	83-69
D22	Princeton (12/-)	A	W	69-60
J4	Wake Forest (11/2)	A	L	57-81
J8	Maryland (13/19)	H	L	75-85
J11	Virginia (13/-)	A	L	63-75
J15	NC State (22/-)	H	W	59-56
J18	Georgia Tech (22/-)	H	W	73-50
J22	Florida State (19/-)	A	L	71-84
J26	Clemson (19/2)	H	W	61-48
J29	Duke (19/12)	A	L	73-80
F1	Middle Tennessee St. (19/-)	H	W	99-49
F6	Florida State (20/-)	H	W	90-62
F8	Virginia (20/-)	H	W	81-57
F12	NC State (16/-)	A	W	45-44
F15	Georgia Tech (16/-)	A	W	72-68

F19	Wake Forest (12/4)	H	W	74-60
F22	Maryland (12/14)	A	W	93-81
F26	Clemson (8/12)	A	W	76-69
M2	Duke (8/7)	H	W	91-85

#### ACC Tournament

M7	Virginia (5/-)	GBO	W	78-68
M8	Wake Forest (5/8)	GBO	W	86-73
M9	NC State (5/-)	GBO	W	64-54

#### NCAA East Regional

M13	Fairfield (4/-)	W-S	W	82-74
M15	Colorado (4/24)	W-S	W	73-56
M21	California (4/-)	SYR	W	63-57
M23	Louisville (4/25)	SYR	W	97-74

#### NCAA Final Four

M29	Arizona (4/15)	INDY	L	58-66
-----	----------------	------	---	-------

#### 1997-98

**Record:** 34-4 (H: 12-1, A: 9-2, N: 13-1)

ACC 13-3, 2nd Place, Tournament Champion

NCAA Final Four

**Coach:** Bill Guthridge

N14	Middle Tennessee St. (4/-)	H	W	84-56
N19	Richmond (4/-)	A	W	84-65
N22	California (4/-)	H	W	71-47

#### Carrs Great Alaska Shootout

N27	UCLA (4/7)	AN	W	109-68
N28	Seton Hall (4/-)	AN	W	95-65
N29	Purdue (4/6)	AN	W	73-69

#### DirectTV Great Eight Classic

D3	Louisville (3/-)	CHI	W	81-72
----	------------------	-----	---	-------

#### Harris Teeter Pepsi Challenge

D5	Chattanooga (3/-)	CHAR	W	68-38
D6	Virginia Tech (3/-)	CHAR	W	78-57
D13	Princeton (2/22)	H	W	50-42
D16	Hampton (1/-)	H	W	92-69
D20	Florida State (1/17)	A	W	81-73
D27	Georgia (1/-)	A	W (OT)	82-80
D29	Bethune-Cookman (1/-)	A	W	97-46
J3	Clemson (1/21)	A	W	73-70
J8	Georgia Tech (1/-)	H	W	96-75
J10	Virginia (1/-)	H	W	81-73
J14	Maryland (1/-)	A	L (OT)	83-89
J17	Appalachian State (1/-)	H	W	96-63
J21	NC State (2/-)	A	W	74-60
J24	Florida State (2/20)	H	W	103-55
J28	Clemson (2/-)	H	W	88-79
J31	Wake Forest (2/-)	A	W	79-73
F5	Duke (2/1)	H	W	97-73
F8	Georgia Tech (2/-)	A	W (2OT)	107-100
F11	Virginia (1/-)	A	W	60-45
F14	Maryland (1/24)	H	W	85-67
F21	NC State (1/-)	H	L	72-86
F24	Wake Forest (3/-)	H	W	72-53
F28	Duke (3/1)	A	L	75-77

#### ACC Tournament

M6	NC State (4/-)	GBO	W	73-46
M7	Maryland (4/20)	GBO	W (OT)	83-73
M8	Duke (4/1)	GBO	W	83-68

#### NCAA East Regional

M12	Navy (1/-)	HTF	W	88-52
M14	UNC Charlotte (1/-)	HTF	W (OT)	93-83
M19	Michigan State (1/16)	GBO	W	73-58
M21	Connecticut (1/6)	GBO	W	75-64

#### NCAA Final Four

M28	Utah (1/7)	SA	L	59-65
-----	------------	----	---	-------

#### 1998-99

**Record:** 24-10 (H: 12-2, A: 7-5, N: 5-3)

ACC 10-6, 3rd Place, Tournament Finalist

NCAA West 1st Round

**Coach:** Bill Guthridge

N13	Appalachian State (11/-)	H	W	87-64
-----	--------------------------	---	---	-------

#### Preseason NIT

N16	Florida International (10/-)	H	W	65-44
N18	Georgia (10/-)	H	W	65-58
N23	Hampton (9/-)	A	W	86-75

#### Preseason NIT

N25	Purdue (9/14)	NYC	W	54-47
N27	Stanford (9/3)	NYC	W	57-49
N30	Middle Tennessee St. (3/-)	A	W	75-54

#### Food Lion MVP Classic

D4	Old Dominion (3/-)	CHAR	W	63-61
D5	College of Charleston (3/-)	CHAR	L	64-66
D8	Buffalo (7/-)	H	W	98-49



**KRIS LANG  
1998-2002**

D12	UNC Charlotte (7/-)	H	W (OT)	75-73
D17	Louisville (7/-)	H	W	77-72
D19	Dartmouth (7/-)	A	W	82-68
D22	Georgia Tech (7/-)	A	L	64-66
D29	California (9/-)	A	L	71-78
J2	Clemson (9/14)	H	W	69-53
J6	Florida State (11/-)	A	W	72-54
J13	Maryland (9/5)	H	L	76-89
J16	NC State (9/-)	A	W	59-56
J21	Virginia (10/-)	H	W	71-47
J23	Wake Forest (10/-)	A	W	52-40
J27	Duke (10/2)	A	L	77-89
J31	Georgia Tech (10/-)	H	W	75-66
F4	Clemson (12/-)	A	L	63-78
F7	Florida State (12/-)	H	W	98-64
F13	Maryland (12/7)	A	L	64-81
F17	NC State (14/-)	H	W	62-53
F20	Virginia (14/-)	A	W	67-66
F23	Wake Forest (14/-)	H	W (OT)	68-65
F27	Duke (14/1)	H	L	61-81

#### ACC Tournament

M5	Georgia Tech (15/-)	CHAR	W	78-49
M6	Maryland (15/5)	CHAR	W	86-79
M7	Duke (15/1)	CHAR	L	73-96

#### NCAA West Regional

M11	Weber State (13/-)	SEA	L	74-76
-----	--------------------	-----	---	-------

#### 1999-2000

**Record:** 22-14 (H: 7-5, A: 6-5, N: 9-4)

ACC 9-7, Tied 3rd Place; NCAA Final Four

**Coach:** Bill Guthridge

#### Maui Invitational

N22	Southern California (4/-)	MAUI	W	82-65
N23	Georgetown (4/-)	MAUI	W	85-79
N24	Purdue (4/24)	MAUI	W	90-75

#### ACC-Big Ten Challenge

D1	Michigan State (2/8)	H	L	76-86
----	----------------------	---	---	-------

#### Food Lion MVP Classic

D3	Coll. of Charleston (2/-)	CHAR	W	72-54
D4	UNLV (2/-)	CHAR	W	102-78
D7	Buffalo (7/-)	A	W	91-67

#### Great 8 Basketball Challenge

D8	Cincinnati (7/1)	CHI	L	68-77
D12	Tennessee Tech (7/-)	H	W	85-59


#### Orange Bowl Classic

D18	Miami (7/-)	SUN	W	78-68
-----	-------------	-----	---	-------

#### Jimmy V Classic

D21	Indiana (6/20)	ERNJ	L	73-82
D23	Louisville (6/-)	A	L	80-97
J2	Howard (13/-)	H	W	86-53
J6	Clemson (14/-)	H	W	65-45





**JULIUS PEPPERS**  
1999-2001

J8	NC State (14/-)	H	W	83-75
J12	Wake Forest (13/-)	A	L	57-66
J15	UCLA (13/-)	H	L	68-71
J18	Virginia (20/-)	A	L	85-87
J22	Florida State (21/-)	H	L	71-76
J27	Maryland (-/22)	H	W	75-63
J29	Georgia Tech	A	W	70-53
F3	Duke (-/3)	H	L (OT)	86-90
F6	Clemson	A	W	73-60
F9	NC State	A	W	70-62
F12	Wake Forest	H	W	87-64
F20	Virginia	H	L	76-90
F23	Florida State	A	W	70-67
F26	Maryland (-/19)	A	L	73-81
M1	Georgia Tech	H	W (OT)	74-72
M4	Duke (-/4)	A	L	76-90
<b>2000 ACC Tournament</b>				
M10	Wake Forest	CHAR	L	52-58
<b>2000 NCAA South Regional</b>				
M17	Missouri	BIR	W	84-70
M19	Stanford (-/3)	BIR	W	60-53
M24	Tennessee (-/11)	AUS	W	74-69
M26	Tulsa (-/18)	AUS	W	59-55
<b>2000 NCAA Final Four</b>				
A1	Florida (-/13)	INDY	L	59-71

#### 2000-01

**Record:** 26-7 (H: 12-2, A: 8-3, N: 6-2)  
ACC 13-3, Tied 1st Place, Tournament Finalist  
NCAA 2nd Round  
**Coach:** Matt Doherty

#### NABC Classic

N10	Winthrop (6/-)	H	W	66-61
N11	Tulsa (6/-)	H	W	91-81
N17	Appalachian State (7/-)	A	W	99-69

#### ACC-Big Ten Challenge

N29	Michigan State (6/3)	A	L	64-77
D2	Kentucky (6/-)	H	L	76-93
D4	Miami (14/-)	H	W	67-45
D9	Texas A&M (14/-)	HOU	W	82-60
D17	Buffalo (15/-)	H	W	95-74
D23	UCLA (15/-)	A	W	80-70

#### Food Lion MVP Classic

D29	Massachusetts (14/-)	CHAR	W	91-60
D30	College of Charleston (14/-)	CHAR	W	64-60
J2	Georgia Tech (13/-)	A	W	84-70
J6	Wake Forest (13/4)	H	W	70-69
J10	Maryland (9/14)	A	W	86-83
J13	Marquette (9/-)	H	W	84-54
J17	Clemson (6/-)	H	W	92-65
J20	Florida State (6/-)	A	W	80-70
J24	Virginia (5/13)	H	W	88-81
J28	NC State (5/-)	A	W	60-52

F1	Duke (4/2)	A	W	85-83
F3	Georgia Tech (4/-)	H	W	82-69
F6	Wake Forest (1/19)	A	W	80-74
F10	Maryland (1/13)	H	W	96-82
F18	Clemson (1/-)	A	L	65-75
F22	Florida State (2/-)	H	W	95-67
F25	Virginia (2/9)	A	L	66-86
F28	NC State (4/-)	H	W	76-63
M4	Duke (4/2)	H	L	81-95

#### ACC Tournament

M9	Clemson (6/-)	ATL	W	99-81
M10	Georgia Tech (6/-)	ATL	W	70-63
M11	Duke (6/3)	ATL	L	53-79

#### NCAA South Regional

M16	Princeton (6/-)	NO	W	70-48
M18	Penn State (6/-)	NO	L	74-82

#### 2001-02

**Record:** 8-20 (H: 6-9, A: 1-9, N: 1-2)  
ACC 4-12, Tied 7th Place  
**Coach:** Matt Doherty

N16	Hampton	H	L	69-77
N20	Davidson	H	L	54-58
<b>ACC-Big Ten Challenge</b>				
N28	Indiana	H	L	66-79
D2	Georgia Tech	H	W	83-77
D8	Kentucky (-/11)	A	L	59-79
D16	Binghamton	H	W	61-60

#### Tournament of Champions

D21	College of Charleston	CHAR	L	60-66
D22	St. Joseph's (-/15)	CHAR	W	92-76
D27	NC A&T	H	W	104-66
D30	Texas A&M	H	W	96-62
J5	Wake Forest (-/23)	H	L	62-84
J9	Maryland (-/4)	A	L	79-112
J12	Virginia (-/7)	H	L	67-71
J16	Florida State	A	L	71-81
J19	Connecticut	A	L	54-86
J23	NC State	H	L	59-77
J27	Clemson	A	W	87-69
J31	Duke (-/1)	H	L	58-87
F2	Georgia Tech	A	L	74-86
F6	Wake Forest (-/19)	A	L	66-90
F10	Maryland (-/3)	H	L	77-92
F12	Virginia (-/10)	A	L	63-73
F17	Florida State	H	W	95-85
F20	Ohio	H	L	78-86
F24	NC State	A	L	76-98
F27	Clemson	H	W	96-78
M3	Duke (-/3)	A	L	68-93

#### ACC Tournament

M8	Duke (-/3)	CHAR	L	48-60
----	------------	------	---	-------

#### 2002-03

**Record:** 19-16 (H: 13-5, A: 3-9, N: 3-2)  
ACC 6-10, Tied 6th Place  
**Coach:** Matt Doherty

#### Preseason NIT

N18	Penn State	H	W	85-55
N20	Rutgers	H	W	71-67
N24	Old Dominion	A	W	67-59

#### Preseason NIT

N27	Kansas (-/2)	NYC	W	67-56
N29	Stanford	NYC	W	74-57

#### ACC-Big Ten Challenge

D3	Illinois (12/25)	A	L	65-92
D7	Kentucky (12/18)	H	L	81-98
D19	Vermont (23/-)	H	W	80-54
D22	Florida State (23/-)	A	W	69-48

#### ECAC Holiday Classic

D27	Iona (22/-)	NYC	L	56-65
D28	St. John's (22/-)	A-MSG	W	63-59
J4	Miami	A	L (OT)	61-64
J8	Davidson	H	W	79-64
J11	Virginia	A	L	72-79
J14	Clemson	H	W	68-66
J18	Connecticut (-/6)	H	W	68-65
J22	Maryland (-/12)	H	L	66-81
J26	NC State	A	L	77-86
J29	Georgia Tech	A	L	68-88
F2	Wake Forest (-/17)	H	L	75-79
F5	Duke (-/9)	A	L	74-83
F8	Florida State	H	W	61-60
F12	Virginia	H	W	81-67

F15	Clemson	A	L	77-80
F18	NC A&T	H	W	93-57
F22	Maryland (-/13)	A	L	56-96
F25	NC State	H	L (OT)	67-75
M1	Georgia Tech	H	W	67-66
M5	Wake Forest (-/9)	A	L	60-75
M9	Duke (-/10)	H	W	82-79

#### ACC Tournament

M14	Maryland (-/14)	GBO	W	84-72
M15	Duke (-/12)	GBO	L	63-75

#### National Invitation Tournament

M18	DePaul	H	W	83-72
M24	Wyoming	H	W	90-74
M26	Georgetown	H	L	74-79

#### 2003-04

**Record:** 19-11 (H: 12-2, A: 4-7, N: 3-2)  
ACC 8-8, 5th Place; NCAA South Second Round  
**Coach:** Roy Williams

N22	Old Dominion (9/-)	H	W	90-64
N24	Davidson (9/-)	A-CHAR	W	91-68
N29	Cleveland State (9/-)	A	W	82-76

#### ACC-Big Ten Challenge

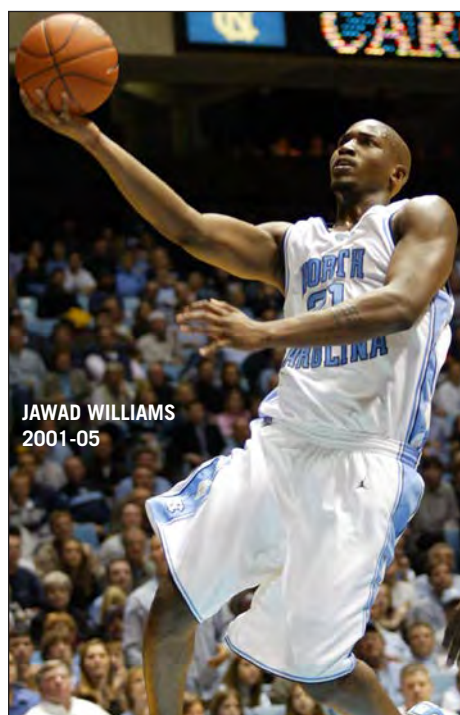
D2	Illinois (10/11)	GBO	W	88-81
D7	George Mason (10/-)	H	W	115-81
D14	Akron (7/-)	H	W	64-53
D20	Wake Forest (4/14)	H	L (3OT)	114-119
D28	UNC Wilmington (9/-)	MYR	W	71-54
D30	Coastal Carolina (9/-)	H	W	105-72
J3	Kentucky (9/8)	A	L	56-61
J7	Miami (12/-)	H	W	89-64
J11	Georgia Tech (12/8)	H	W	103-88
J14	Maryland (9/-)	A	L	84-90
J17	Connecticut (9/1)	H	W	86-83
J22	Florida State (7/-)	A	L (OT)	81-90
J24	Virginia (7/-)	H	W	96-77
J28	NC State (12/-)	H	W	68-66
J31	Clemson (12/-)	A	L	72-81
F5	Duke (17/1)	H	L (OT)	81-83
F7	Wake Forest (17/16)	A	W	79-73
F10	Georgia Tech (14/15)	A	L	77-88
F15	Maryland (14/-)	H	W	97-86
F21	Florida State (16/-)	H	W	78-71
F24	Virginia (12/-)	A	L	72-74
F29	NC State (12/14)	A	W	71-64
M2	Clemson (14/-)	H	W	69-53
M6	Duke (14/3)	A	L	65-70

#### ACC Tournament

M12	Georgia Tech (16/14)	GBO	L	82-83
-----	----------------------	-----	---	-------

#### NCAA South Regional

M18	Air Force (18/-)	DEN	W	63-52
M20	Texas (18/12)	DEN	L	75-78



**JAWAD WILLIAMS**  
2001-05

**2004-05****Record:** 33-4 (H:15-0, A: 8-2, N:10-2)

ACC 14-2, Regular-Season Champion,

NCAA Champion

**Coach:** Roy Williams

N19 Santa Clara (4/-) OAK L 66-77

**Maui Invitational**

N22 BYU (11/-) MAUI W 86-50

N23 Tennessee (11/-) MAUI W 94-81

N24 Iowa (11/-) MAUI W 106-92

N28 Southern California (11/-) H W 97-65

**ACC-Big Ten Challenge**

D1 Indiana (9/-) A W 70-63

D4 Kentucky (9/8) H W 91-78

D12 Loyola (8/-) H W 109-60

D19 Virginia Tech (5/-) A W 85-51

D21 Vermont (4/-) H W 93-65

D28 UNC Wilmington (4/-) H W 96-75

D30 Cleveland State (4/-) H W 107-64

J2 William &amp; Mary (4/-) H W 105-66

J8 Maryland (3/22) H W 109-75

J12 Georgia Tech (3/8) H W 91-69

J15 Wake Forest (3/4) A L 82-95

J19 Clemson (6/-) A W 77-58

J22 Miami (6/-) H W 87-67

J29 Virginia (3/-) A W 110-76

F3 NC State (2/-) H W 95-71

F6 Florida State (2/-) A W 81-60

F9 Duke (2/7) A L 70-71

F13 Connecticut (2/19) A-HTF W 77-70

F16 Virginia (4/-) H W 85-61

F19 Clemson (4/-) H W 88-56

F22 NC State (2/-) A W 81-71

F27 Maryland (2/-) A W 85-83

M3 Florida State (2/-) H W 91-76

M6 Duke (2/6) H W 75-73

**ACC Tournament**

M11 Clemson (2/-) DC W 88-81

M12 Georgia Tech (2/-) DC L 75-78

**NCAA East Regional**

M18 Oakland (2/-) CHAR W 96-68

M20 Iowa State (2/-) CHAR W 92-65

M25 Villanova (2/19) SYR W 67-66

M27 Wisconsin (2/20) SYR W 88-82

**NCAA Final Four**

A2 Michigan State (2/15) STL W 87-71

A4 Illinois (2/1) STL W 75-70



**REYSHAWN  
TERRY  
2003-07**



**MARVIN WILLIAMS  
& JACKIE MANUEL  
2005 NCAA CHAMPIONS**

**2005-06****Record:** 23-8 (H: 13-4, A: 8-2, N: 2-2)ACC 12-4, 2<sup>nd</sup> Place; NCAA East Second Round**Coach:** Roy Williams

N19 Gardner-Webb H W 83-80

N22 Cleveland State H W 112-55

N25 UC Santa Barbara H W 83-66

**ACC-Big Ten Challenge**

N29 Illinois (-/12) H L 64-68

D3 Kentucky (-/10) A W 83-79

D7 Saint Louis (23/-) H W 75-63

D17 Santa Clara (19/-) H W 76-58

D21 USC (17/-) A L 59-74

D28 UNC Asheville (23/-) H W 89-47

J3 Davidson (25/-) H W 82-58

J7 NC State (25/13) H W 82-69

J10 Virginia Tech (20/-) A W 64-61

J14 Miami (20/-) H L 70-81

J19 Virginia (24/-) A L 68-72

J22 Florida State (24/-) A W 81-80

J25 Boston College (-/20) H L 74-81

J28 Arizona H W 86-69

F2 Maryland A W 77-62

F4 Clemson H W 76-61

F7 Duke (23/2) H L 83-87

F12 Miami (23/-) A W 80-70

F15 Georgia Tech (23/-) H W 82-75

F19 Wake Forest (23/-) A W 83-72

F22 NC State (21/15) A W 95-71

F26 Maryland (21/-) H W 81-57

M1 Virginia (13/-) H W 99-54

M4 Duke (13/1) A W 83-76

**ACC Tournament**

M10 Virginia (10/-) GBO W 79-67

M11 Boston College (10/11) GBO L 82-85

**NCAA East Regional**

M17 Murray State (10/-) DAY W 69-65

M19 George Mason (10/-) DAY L 60-65

**2006-07****Record:** 31-7 (H: 16-1, A: 6-4, N: 9-2)ACC 11-5, Tied 1<sup>st</sup> Place; NCAA East Final Eight**Coach:** Roy Williams**Preseason NIT Tipoff**

N14 Sacred Heart (2/-) CHAR^ W 103-81

N15 Winthrop (2/-) CHAR W 73-66

N19 Gardner-Webb (2/-) H W 103-50

**Preseason NIT Tipoff**

N22 Gonzaga (2/-) NYC L 74-82

N24 Tennessee (2-22) NYC W 101-87

**ACC-Big Ten Challenge**

N29 Ohio State (7/3) H W 98-89

D2 Kentucky (7/-) H W 75-63

D9 High Point (3/-) H W 94-69

D16 UNC Asheville (3/-) H W 93-62

D19 Florida Atlantic (2/-) H W 105-52

D22 Saint Louis (2/-) A W 69-48

D28 Rutgers (2/-) H W 87-48

D31 Dayton (2/-) H W 81-51

J2 Penn (2/-) H W 102-64

J7 Florida State (2/-) H W 84-58

J10 Virginia (1/-) H W 79-69

J13 Virginia Tech (1/-) A L 88-94

J17 Clemson (4/19) A W 77-55

J20 Georgia Tech (4/-) H W 77-61

J24 Wake Forest (4/-) A W 88-60

J27 Arizona (4/17) A W 92-64

J31 Miami (3/-) H W 105-64

F3 NC State (3/-) A L 79-83

F7 Duke (5/16) A W 79-73

F10 Wake Forest (5/-) H W 104-67

F13 Virginia Tech (4/-) H L (OT) 80-81

F17 Boston College (4/17) A W 77-72

F21 NC State (5/-) H W 83-64

F25 Maryland (5/-) A L 87-89

M1 Georgia Tech (8/-) A L 77-84

M4 Duke (8/14) H W 86-72

**ACC Tournament**

M9 Florida State (8/-) STP W 73-58

M10 Boston College (8/-) STP W 71-56

M11 NC State (8/-) STP W 89-80

**NCAA East Regional**

M15 Eastern Kentucky (4/-) W-S W 86-65

M17 Michigan State (4/-) W-S W 81-67

M23 Southern Cal (4/23) ERNJ W 74-64

M25 Georgetown (4/8) ERNJ L (OT) 84-96

**2007-08****Record:** 36-3 (H: 14-2, A: 13-0, N: 9-1)ACC 14-2, 1<sup>st</sup> Place; NCAA Final Four**Coach:** Roy Williams

N14 Davidson (1/-) A-CHAR W 72-68

**Las Vegas Invitational**

N18 Iona (1/-) H W 107-72

N20 SC State (1/-) H W 110-64

N23 Old Dominion (1/-) LV W 99-82

N24 BYU (1/-) LV W 73-63

**ACC-Big Ten Challenge**

N28 Ohio State (1/-) A W 66-55

D1 Kentucky (1/-) A W 86-77

D4 Penn (1/-) A W 106-71

D16 Rutgers (1/-) A W 93-71

D19 Nicholls (1/-) H W 88-78

D22 UC Santa Barbara (1/-) H W 105-70

D27 Nevada (1/-) H W 106-70

D30 Valparaiso (1/-) H W 90-58

J2 Kent State (1/-) H W 90-61

J6 Clemson (1/19) A W (OT) 90-88

J9 UNC Asheville (1/-) H W 93-81

J12 NC State (1/-) H W 93-62

J16 Georgia Tech (1/-) A W 83-82

J19 Maryland (1/-) H L 80-82

J23 Miami (5/-) A W 98-82

J31 Boston College (4/-) H W 91-69

F3 Florida State (4/-) A W (OT) 84-73

F6 Duke (3/2) H L 78-89

F10 Clemson (3/-) H W (2OT) 103-93

F12 Virginia (5/-) A W 75-74

F16 Virginia Tech (5/-) H W 92-53

F20 NC State (3/-) A W 84-70

F24 Wake Forest (3/-) H W 89-73

M1 Boston College (3/-) A W 90-80

M4 Florida State (1/-) H W 90-77

M8 Duke (1/6) A W 76-68

**ACC Tournament**

M14 Florida State (1/-) CHAR W 82-70

M15 Virginia Tech (1/-) CHAR W 68-66

M16 Clemson (1/22) CHAR W 86-81

**NCAA East Regional**

M21 Mt. St. Mary's (1/-) RAL W 113-74

M23 Arkansas (1/-) RAL W 108-77

M27 Washington St (1/21) CHAR W 68-47

M29 Louisville (1/13) CHAR W 83-73

**NCAA Final Four**

A5 Kansas (1/4) SA L 66-84





**BOBBY FRASOR**  
2005-09

#### 2008-09

**Record:** 34-4 (H: 14-1, A: 8-2, N: 12-1)  
ACC 13-3, 1<sup>st</sup> Place; NCAA Champion

**Coach:** Roy Williams

N15 Penn (1/-)	H	W	86-71
N18 Kentucky (1/-)	H	W	77-58
N21 UC Santa Barbara (1/-)	A	W	84-67

#### EA Sports Maui Invitational

N24 Chaminade (1/-)	MAUI	W	115-70
N25 Oregon (1/-)	MAUI	W	98-69
N26 Notre Dame (1/8)	MAUI	W	102-87
N30 UNC Asheville (1/-)	H	W	116-48

#### ACC-Big Ten Challenge

D3 Michigan State (1/13)	DET	W	98-63
D13 Oral Roberts (1/-)	H	W	100-84
D18 Evansville (1/-)	H	W	91-73
D20 Valparaiso (1/-)	CHI	W	85-63
D28 Rutgers (1/-)	H	W	97-75
D31 Nevada (1/-)	A	W	84-61
J4 Boston College (1/-)	H	L	78-85
J7 College of Charleston (1/-)	H	W	108-70
J11 Wake Forest (3/4)	A	L	89-92
J15 Virginia (5/-)	A	W	83-61
J17 Miami (5/-)	H	W	82-65
J21 Clemson (5/10)	H	W	94-70
J28 Florida State (5/-)	A	W	80-77
J31 NC State (5/-)	A	W	93-76
F3 Maryland (3/-)	H	W	108-91
F7 Virginia (3/-)	H	W	76-61
F11 Duke (3/6)	A	W	101-87
F15 Miami (3/-)	A	W	69-65
F18 NC State (3/-)	H	W	89-80
F21 Maryland (3/-)	A	L (OT)	85-88
F28 Georgia Tech (4/-)	H	W	104-74
M4 Virginia Tech (2/-)	A	W	86-78
M8 Duke (2/7)	H	W	79-71

#### ACC Tournament

M13 Virginia Tech (1/-)	ATL	W	79-76
M14 Florida State (1/22)	ATL	L	70-73

#### NCAA South Regional

M19 Radford (2/-)	GB0	W	101-58
M21 LSU (2/21)	GB0	W	84-70
M27 Gonzaga (2/10)	MEM	W	98-77
M29 Oklahoma (2/7)	MEM	W	72-60

#### NCAA Final Four

A4 Villanova (2/11)	DET	W	83-69
A6 Michigan State (2/8)	DET	W	89-72

#### 2009-10

**Record:** 20-17 (H: 14-5, A: 4-8, N: 2-4)  
ACC 5-11, Tied 10<sup>th</sup> Place; NIT Finalist

**Coach:** Roy Williams

#### Coaches vs. Cancer

N9 FIU (6/-)	H	W	88-72
N11 NC Central (6/-)	H	W	89-42
N15 Valparaiso (6/-)	H	W	88-77

#### Coaches vs. Cancer

N19 Ohio State (6/15)	NYC	W	77-73
N20 Syracuse (6/-)	NYC	L	71-87
N23 Gardner-Webb (11/-)	H	W	93-72
N29 Nevada (11/-)	H	W	80-73

#### ACC-Big Ten Challenge

D1 Michigan State (10/9)	H	W	89-82
D5 Kentucky (10/5)	A	L	66-68
D12 Presbyterian (11/-)	H	W	103-64
D19 Texas (10/2)	ARL	L	90-103
D22 Marshall (10/-)	H	W	98-61
D28 Rutgers (9/-)	H	W	81-67
D30 Albany (9/-)	H	W	87-70
J4 College of Charleston (9/-)	A	L (OT)	79-82
J10 Virginia Tech (9/-)	H	W	78-64
J13 Clemson (12/24)	A	L	64-83
J16 Georgia Tech (12/20)	H	L	71-73
J20 Wake Forest (12/-)	H	L	69-82
J26 NC State (-/-)	A	W	77-63
J31 Virginia (-/-)	H	L	60-75
F4 Virginia Tech (-/-)	A	L	70-74
F7 Maryland (-/-)	A	L	71-92
F10 Duke (-/8)	H	L	54-64
F13 NC State (-/-)	H	W	74-61
F16 Georgia Tech (-/-)	A	L	51-68
F20 Boston College (-/-)	A	L	67-71
F24 Florida State (-/-)	H	L	67-77
F27 Wake Forest (-/-)	A	W	77-68
M2 Miami (-/-)	H	W	69-62
M6 Duke (-/4)	A	L	50-82

#### ACC Tournament

M11 Georgia Tech (-/-)	GB0	L	58-62
------------------------	-----	---	-------

#### National Invitational Tournament

M16 William & Mary (-/-)	H^	W	80-72
M20 Mississippi State (-/-)	A	W	76-74
M23 UAB (-/-)	A	W	60-55
M30 Rhode Island (-/-)	NYC	W (OT)	68-67
A1 Dayton (-/-)	NYC	L	68-79

^ NIT game in Carmichael Arena

#### 2010-11

**Record:** 29-8 (H: 15-0, A: 7-3, N: 7-5)  
ACC 14-2, First; NCAA East Final Eight

**Coach:** Roy Williams

N12 Lipscomb (8/-)	H	W	80-66
--------------------	---	---	-------

#### EA Sports Puerto Rico Tip-Off

N18 Hofstra (8/-)	PR	W	107-63
N19 Minnesota (8/-)	PR	L	67-72
N21 Vanderbilt (8/-)	PR	L	65-72
N23 UNC Asheville (25/-)	H	W	80-69
N28 College of Charleston (25/-)	H	W	74-69

#### ACC-Big Ten Challenge

N30 Illinois (-/20)	A	L	67-79
D4 Kentucky (-/10)	H	W	75-73
D8 Evansville (-/-)	A	W	76-49
D11 Long Beach State (-/-)	H	W	96-91
D18 Texas (-/22)	GB0	L	76-78
D21 William and Mary (-/-)	H	W	85-60
D28 Rutgers (-/-)	NYC	W	78-55
J2 Saint Francis (Pa.) (-/-)	H	W	103-54
J8 Virginia (-/-)	A	W	62-56
J13 Virginia Tech (-/-)	H	W	64-61
J16 Georgia Tech (-/-)	A	L	58-78
J18 Clemson (-/-)	H	W	75-65
J26 Miami (-/-)	A	W	74-71
J29 NC State (-/-)	H	W	84-64
F1 Boston College (23/-)	A	W	106-74
F6 Florida State (23/-)	H	W	89-69
F9 Duke (20/5)	A	L	73-79
F12 Clemson (20/-)	A	W	64-62
F15 Wake Forest (19/-)	H	W	78-64
F19 Boston College (19/-)	H	W	48-46
F23 NC State (19/-)	A	W	75-63
F27 Maryland (19/-)	H	W	87-76
M2 Florida State (13/-)	A	W	72-70



**MARCUS GINYARD**  
2005-10

M5 Duke (13/4)	H	W	81-67
----------------	---	---	-------

#### ACC Tournament

M11 Miami (6/-)	GB0	W	61-59
M12 Clemson (6/-)	GB0	W (OT)	92-87
M13 Duke (6/5)	GB0	L	58-75

#### NCAA East Regional

M18 Long Island (7/-)	CHAR	W	102-87
M20 Washington (7/23)	CHAR	W	86-83
M25 Marquette (7/-)	NWK	W	81-63
M27 Kentucky (7/11)	NWK	L	69-76

#### 2011-12

**Record:** 32-6 (H: 17-1, A: 8-2, N: 7-3)

ACC 14-2, 1<sup>st</sup> Place; NCAA Elite Eight

**Coach:** Roy Williams

N11 Michigan State (1/-)	USS CV	W	67-55
--------------------------	--------	---	-------

N13 UNC Asheville (1/-)	A	W	91-75
-------------------------	---	---	-------

#### Las Vegas Invitational

N20 Mississippi Valley State (1/-)	H	W	101-75
N22 Tennessee State (1/-)	H	W	102-69
N25 South Carolina (1/-)	LV	W	87-62
N26 UNLV (1/-)	LV	L	80-90

#### ACC-Big Ten Challenge

N30 Wisconsin (5/9)	H	W	60-57
D3 Kentucky (5/1)	A	L	72-73
D6 Evansville (4/-)	H	W	97-48
D10 Long Beach State (4/-)	H	W	84-78
D17 Appalachian State (5/-)	H	W	97-82
D19 Nicholls (5/-)	H	W	99-49
D21 Texas (5/-)	H	W	82-63
D29 Elon (5/-)	H	W	100-62
J1 Monmouth (5/-)	H	W	102-65
J7 Boston College (3/-)	H	W	83-60
J10 Miami (3/-)	H	W	73-56
J14 Florida State (3/-)	A	L	57-90
J19 Virginia Tech (8/-)	A	W	82-68
J26 NC State (7/-)	H	W	74-55
J29 Georgia Tech (7/-)	H	W	93-81
J31 Wake Forest (5/-)	A	W	68-53
F4 Maryland (5/-)	A	W	83-74
F8 Duke (5/10)	H	L	84-85
F11 Virginia (5/19)	H	W	70-52
F15 Miami (8/-)	A	W	73-64
F18 Clemson (8/-)	H	W	74-52
F22 NC State (7/-)	A	W	86-74
F25 Virginia (7/25)	A	W	54-51
F29 Maryland (6/-)	H	W	88-64
M3 Duke (6/4)	A	W	88-70

#### ACC Tournament

M9 Maryland (4/-)	ATL	W	85-69
M10 NC State (4/-)	ATL	W	69-67
M11 Florida State (4/17)	ATL	L	82-85





**HARRISON  
BARNES  
2010-12**

#### 2012 NCAA Tournament

M16 Vermont (4/-)	GBO	W	77-58
M18 Creighton (4/19)	GBO	W	87-73

#### 2012 NCAA Midwest Regional

M23 Ohio (4/-)	STL	W (OT)	73-65
M25 Kansas (4/5)	STL	L	67-80

#### 2012-13

Record: 25-11 (H: 14-2, A: 6-6, N: 5-3)

ACC 12-6, 3rd Place; NCAA 3rd Round

**Coach:** Roy Williams

N9 Gardner-Webb (11/-)	H	W	76-59
N11 Florida Atlantic (11/-)	H	W	80-56
N16 Long Beach State (11/-)	A	W	78-63

#### EA Sports Maui Invitational

N19 Mississippi State (9/-)	MAUI	W	95-49
N20 Butler (9/-)	MAUI	L	71-82
N21 Chaminade (9/-)	MAUI	W	112-70

#### ACC/Big Ten Challenge

N27 Indiana (14/1)	A	L	59-83
D1 UAB (14/-)	H	W	102-84
D8 East Tennessee State (20/-)	H	W	78-55
D15 East Carolina (21/-)	H	W	93-87
D19 Texas (23/-)	A	L	67-85
D22 McNeese State (23/-)	H	W	97-63
D29 UNLV (-/20)	H	W	79-73
J6 Virginia (-/-)	A	L	52-61
J10 Miami (-/-)	H	L	59-68
J12 Florida State (-/-)	A	W	77-72
J19 Maryland (-/-)	H	W	62-52
J23 Georgia Tech (-/-)	H	W	79-63
J26 NC State (-/18)	A	L	83-91
J29 Boston College (-/-)	A	W	82-70
F2 Virginia Tech (-/-)	H	W (OT)	72-60
F5 Wake Forest (-/-)	H	W	87-62
F9 Miami (-/8)	A	L	61-87
F13 Duke (-/2)	A	L	68-73
F16 Virginia (-/-)	H	W	93-81
F19 Georgia Tech (-/-)	A	W	70-58
F23 NC State (-/-)	H	W	76-65
F28 Clemson (-/-)	A	W	68-59
M3 Florida State (-/-)	H	W	79-58
M6 Maryland (-/-)	A	W	79-68
M9 Duke (-/3)	H	L	53-69

#### ACC Tournament

M15 Florida State (-/-)	GBO	W	83-62
M16 Maryland (-/-)	GBO	W	79-76
M17 Miami (-/9)	GBO	L	77-87

#### 2013 NCAA South Regional

M22 Villanova (-/-)	KC	W	78-71
M24 Kansas (-/3)	KC	L	58-70

#### 2013-14

Record: 24-10 (H: 15-3, A: 6-5, N: 3-2)

ACC 13-5, T-3rd Place; NCAA 3rd Round

**Coach:** Roy Williams

N8 Oakland (12/-)	H	W	84-61
-------------------	---	---	-------

#### Hall of Fame Tipoff

N15 Holy Cross (12/-)	H	W	62-54
N17 Belmont (12/-)	H	L	80-83
N23 Richmond (24/-)	UNCAS	W	82-72
N24 Louisville (24/3)	UNCAS	W	93-84
D1 UAB (16/-)	A	L	59-63

#### ACC-Big Ten Challenge

D4 Michigan State (-/1)	A	W	79-65
D7 UNCG (-/-)	H	W	81-50
D14 Kentucky (18/11)	H	W	82-77
D18 Texas (14/-)	H	L	83-86
D21 Davidson (14/-)	H	W (OT)	97-85
D27 Northern Kentucky (19/-)	H	W	75-60
D31 UNC Wilmington (19/-)	H	W	84-51
J5 Wake Forest (19/-)	A	L	67-73
J8 Miami (-/-)	H	L	57-63
J11 Syracuse (-/2)	A	L	45-57
J18 Boston College (-/-)	H	W	82-71
J20 Virginia (-/-)	A	L	61-76
J26 Clemson (-/-)	H	W	80-61
J29 Georgia Tech (-/-)	A	W	78-65
F1 NC State (-/-)	H	W	84-70
F4 Maryland (-/-)	H	W	75-63
F8 Notre Dame (-/-)	A	W	73-62
F15 Pittsburgh (-/25)	H	W	75-71
F17 Florida State (-/-)	A	W	81-75
F20 Duke (-/5)	H	W	74-66
F22 Wake Forest (-/-)	H	W	105-72
F26 NC State (19/-)	A	W (OT)	85-84
M1 Virginia Tech (19/-)	A	W	60-56
M3 Notre Dame (14/-)	H	W	63-61
M8 Duke (14/4)	A	L	81-93

#### ACC Tournament

M14 Pittsburgh (15/-)	GBO	L	75-80
-----------------------	-----	---	-------

#### NCAA Tournament

M21 Providence (19/-)	SA	W	79-77
M23 Iowa State (19/9)	SA	L	83-85

#### 2014-15

Record: 26-12 (H: 10-5, A: 8-4, N: 8-3)

ACC 11-7, 5th Place; NCAA Final 16

**Coach:** Roy Williams

N14 NC Central (6/-)	H	W	76-60
----------------------	---	---	-------

#### Battle 4 Atlantis

N16 Robert Morris (6/-)	H	W	103-59
N22 Davidson (6/-)	A-CHAR	W	90-72

#### Battle 4 Atlantis


N26 Butler (5/-)	BAH	L	66-74
N27 UCLA (5/22)	BAH	W	78-56
N28 Florida (5/18)	BAH	W	75-64

#### ACC-Big Ten Challenge

D3 Iowa (12/-)	H	L	55-60
D7 East Carolina (12/-)	H	W	108-64
D13 Kentucky (21/1)	A	L	70-84
D16 UNCG (24/-)	A	W	79-56

#### CBS Sports Classic

D20 Ohio State (24/12)	CHI	W	82-74
D27 UAB (20/-)	H	W	89-58
D30 William and Mary (19/-)	H	W	86-64
J3 Clemson (19/-)	A	W	74-50
J5 Notre Dame (18/13)	H	L	70-71
J10 Louisville (18/5)	H	W	72-71
J14 NC State (15/-)	A	W	81-79
J18 Virginia Tech (15/-)	H	W	68-53
J21 Wake Forest (15/-)	A	W	87-71
J24 Florida State (15/-)	H	W	78-74
J26 Syracuse (13/-)	H	W	93-83
J31 Louisville (13/10)	A	L (OT)	68-78
F2 Virginia (12/3)	H	L	64-75
F7 Boston College (12/-)	A	W	79-68
F14 Pitt (12/-)	A	L	76-89
F18 Duke (15/4)	A	L (OT)	90-92
F21 Georgia Tech (15/-)	H	W	89-60
F24 NC State (15/-)	H	L	46-58
F28 Miami (15/-)	A	W	73-64



**JAMES  
MICHAEL  
McADOO  
2011-14**

M3 Georgia Tech (19/-)	A	W	81-49
M7 Duke (19/3)	H	L	77-84

#### ACC Tournament

M11 Boston College (19/-)	GBO	W	81-63
M12 Louisville (19/14)	GBO	W	70-60
M13 Virginia (19/3)	GBO	W	71-67
M14 Notre Dame (19/11)	GBO	L	82-90

#### NCAA Tournament

M19 Harvard (15/-)	JAX	W	67-65
M21 Arkansas (15/21)	JAX	W	87-78

#### NCAA West Regional

M26 Wisconsin (15/3)	LA	L	72-79
----------------------	----	---	-------

#### 2015-16

Record: 33-7 (H: 15-1, A: 6-5, N: 12-1)

ACC 14-4, 1st Place; NCAA Finalist

**Coach:** Roy Williams

N13 Temple (1/-)	ANNAP	W	91-67
------------------	-------	---	-------

#### CBE Hall of Fame Classic

N15 Fairfield (1/-)	H	W	92-65
N18 Wofford (1/-)	H	W	78-58
N21 Northern Iowa (1/-)	A	L	67-71

#### CBE Hall of Fame Classic

N23 Northwestern (9/-)	KC	W	80-69
N24 Kansas State (9/-)	KC	W	80-70

#### ACC-Big Ten Challenge

D1 Maryland (9/2)	H	W	89-81
D6 Davidson (9/-)	H	W	98-65
D12 Texas (3/-)	A	L	82-84
D16 Tulane (11/-)	H	W	96-72

#### CBS Sports Classic

D19 UCLA (11/22)	BKLN	W	89-76
D21 Appalachian State (11/-)	H	W	94-70
D28 UNCG (7/-)	H	W	96-63
D30 Clemson (7/-)	H	W	80-69
J2 Georgia Tech (7/-)	H	W	86-78
J4 Florida State (6/-)	A	W	106-90
J9 Syracuse (6/-)	A	W	84-73
J16 NC State (5/-)	H	W	67-55
J20 Wake Forest (2/-)	H	W	83-68
J24 Virginia Tech (2/-)	A	W	75-70
J30 Boston College (2/-)	H	W	89-62
F1 Louisville (2/19)	A	L	65-71
F6 Notre Dame (2/-)	A	L	76-80
F9 Boston College (9/-)	A	W	68-65
F14 Pitt (9/-)	H	W	85-64
F17 Duke (5/20)	H	L	73-74
F20 Miami (5/11)	H	W	96-71
F24 NC State (7/-)	A	W	80-68
F27 Virginia (7/3)	A	L	74-79
F29 Syracuse (8/-)	H	W	75-70
M5 Duke (8/17)	A	W	76-72

#### ACC Tournament

M10 Pitt (7/-)	DC	W	88-71
M11 Notre Dame (7/-)	DC	W	78-47
M12 Virginia (7/4)	DC	W	61-57



ISAIAH HICKS  
2013-17

#### 2016 NCAA Tournament

M17 Florida Gulf Coast (3/-)	RAL	W	83-67
M19 Providence (3/-)	RAL	W	85-66

#### 2016 NCAA East Regional

M25 Indiana (3/14)	PHI	W	101-86
M27 Notre Dame (3/-)	PHI	W	88-74

#### 2016 NCAA Final Four

A2 Syracuse (3/-)	HOU	W	83-66
A4 Villanova (3/6)	HOU	L	74-77

#### 2016-17

**Record:** 33-7 (H: 16-0, A: 7-5, N: 10-2)

ACC 14-4, 1<sup>st</sup> Place; NCAA Champion

**Coach:** Roy Williams

N11 Tulane (7/-)	A	W	95-75
------------------	---	---	-------

#### Maui Jim Maui Invitational

N13 Chattanooga (7/-)	H	W	97-57
N15 Long Beach State (5/-)	H	W	93-67
N18 Hawai'i (5/-)	A	W	83-68

#### Maui Jim Maui Invitational

N21 Chaminade (4/-)	MAUI	W	104-61
N22 Oklahoma State (4/-)	MAUI	W	107-75
N23 Wisconsin (4/16)	MAUI	W	71-56

#### ACC-Big Ten Challenge

N30 Indiana (3/13)	A	L	67-76
D4 Radford (3/-)	H	W	95-50
D7 Davidson (7/-)	H	W	83-74
D11 Tennessee (7/-)	H	W	73-71

#### CBS Sports Classic

D17 Kentucky (7/6)	LV	L	100-103
D21 Northern Iowa (8/-)	H	W	85-42
D28 Monmouth (9/-)	H	W	102-74
D31 Georgia Tech (9/-)	A	L	63-75
J3 Clemson (14/-)	A	W (OT)	89-86
J8 NC State (14/-)	H	W	107-56
J11 Wake Forest (11/-)	A	W	93-87
J14 Florida State (11/9)	H	W	96-83
J16 Syracuse (9/-)	H	W	85-68
J21 Boston College (9/-)	A	W	90-82
J26 Virginia Tech (9/-)	H	W	91-72
J28 Miami (9/-)	A	L	62-77
J31 Pittsburgh (12/-)	H	W	80-78
F5 Notre Dame (12/20)	H-GB0%	W	83-76
F9 Duke (8/18)	A	L	78-86
F15 NC State (10/-)	A	W	97-73
F18 Virginia (10/14)	H	W	65-41
F22 Louisville (8/6)	H	W	74-63
F25 Pittsburgh (8/-)	A	W	85-67
F27 Virginia (5/23)	A	L	43-53
M4 Duke (5/17)	H	W	90-83

#### ACC Tournament

M9 Miami (6/-)	BKLN	W	78-53
M10 Duke (6/14)	BKLN	L	83-93

#### NCAA Tournament

M17 Texas Southern (5/-)	GRNVL	W	103-64
M19 Arkansas (5/-)	GRNVL	W	72-65

#### 2017 NCAA South Regional

M24 Butler (5/21)	MEM	W	92-80
M26 Kentucky (5/6)	MEM	W	75-73

#### 2017 NCAA Final Four

A1 Oregon (5/9)	GLEN	W	77-76
A3 Gonzaga (5/2)	GLEN	W	71-65

% in Greensboro due to water crisis in Chapel Hill

#### 2017-18

**Record:** 26-11 (H: 12-3, A: 7-5, N: 7-3)

ACC 11-7, Tied 3rd Place

**Coach:** Roy Williams

N10 Northern Iowa (9/-)	H	W	86-69
-------------------------	---	---	-------

#### PK80

N15 Bucknell (9/-)	H	W	93-81
N20 Stanford (9/-)	A	W	96-72

#### PK80

N23 Portland (9/-)	PORT-MC	W	102-78
N24 Arkansas (9/-)	PORT-VC	W	87-68
N26 Michigan State (9/4)	PORT-MC	L	45-63

#### ACC-Big Ten Challenge

N29 Michigan (13/-)	H	W	86-71
D1 Davidson (13/-)	A-CHAR	W	85-75
D3 Tulane (13/-)	H	W	97-73
D6 Western Carolina (11/-)	H	W	104-61
D17 Tennessee (7/20)	A	W	78-73
D20 Wofford (5/-)	H	L	75-79

#### CBS Sports Classic

D23 Ohio State (5/-)	NO	W	86-72
D30 Wake Forest (13/-)	H	W	73-69
J3 Florida State (12/24)	A	L	80-81
J6 Virginia (12/8)	A	L	49-61
J9 Boston College (20/-)	H	W	96-66
J13 Notre Dame (20/-)	A	W	69-68
J16 Clemson (15/20)	H	W	87-79
J20 Georgia Tech (15/-)	H	W	80-66
J22 Virginia Tech (10/-)	A	L	69-80
J27 NC State (10/-)	H	L (OT)	91-95
J30 Clemson (19/20)	A	L	78-82
F3 Pitt (19/-)	H	W	96-65
F8 Duke (21/9)	H	W	82-78
F10 NC State (21/-)	A	W	96-89
F12 Notre Dame (14/-)	H	W	83-66
F17 Louisville (14/-)	A	W	93-76
F21 Syracuse (10/-)	A	W	78-74
F27 Miami (9/-)	H	L	88-91
M3 Duke (9/5)	A	L	64-74

#### ACC Tournament

M7 Syracuse (12/-)	BKLN	W	78-59
M8 Miami (12/24)	BKLN	W	82-65
M9 Duke (12/5)	BKLN	W	74-69
M10 Virginia (12/1)	BKLN	L	63-71

#### NCAA Tournament

M16 Lipscomb (10/-)	CHAR	W	84-66
M18 Texas A&M (10/-)	CHAR	L	65-86

#### 2018-19

**Record:** 29-7 (H: 14-2, A: 11-1, N: 4-4)

ACC 16-2, Tied 1st Place

**Coach:** Roy Williams

N6 Wofford (8/-)	A	W	78-67
------------------	---	---	-------

N9 Elon (8/-)	A	W	116-67
---------------	---	---	--------

N12 Stanford (7/-)	H	W	90-72
--------------------	---	---	-------

#### Continental Tire Las Vegas Invitational

N16 Tennessee Tech (7/-)	H	W	108-58
N19 Saint Francis (7/-)	H	W	101-76

N22 Texas (7/-)	LV	L	89-92
-----------------	----	---	-------

N23 UCLA (7/17)	LV	W	94-78
-----------------	----	---	-------

#### ACC-Big Ten Challenge

N28 Michigan (11/7)	A	L	67-84
D5 UNCW (14/-)	H	W	97-69

D15 Gonzaga (12/4)	H	W	103-90
--------------------	---	---	--------

#### CBS Sports Classic

D22 Kentucky (9/19)	CHI	L	72-80
D29 Davidson (14/-)	H	W	82-60
J2 Harvard (15/-)	H	W	77-57
J5 Pittsburgh (15/-)	A	W	85-60
J8 NC State (12/15)	A	W	90-82
J12 Louisville (12/-)	H	L	62-83
J15 Notre Dame (13/-)	H	W	75-69
J19 Miami (13/-)	A	W	85-76
J21 Virginia Tech (11/10)	H	W	103-82
J29 Georgia Tech (9/-)	A	W	77-54



THEO PINSON  
2014-18

F2 Louisville (9/15)	A	W	79-69
F5 NC State (8/-)	H	W	113-96
F9 Miami (8/-)	H	W (OT)	88-85
F11 Virginia (8/4)	H	L	61-69
F16 Wake Forest (8/-)	A	W	95-57
F20 Duke (8/1)	A	W	88-72
F23 Florida State (8/16)	H	W	77-59
F26 Syracuse (5/-)	H	W	93-85
M1 Clemson (5/-)	A	W	81-79
M5 Boston College (3/-)	A	W	79-66
M9 Duke (3/4)	H	W	79-70

#### ACC Tournament

M14 Louisville (3/-)	CHAR	W	83-70
M15 Duke (3/5)	CHAR	L	73-74

#### NCAA Tournament

M22 Iona (3/-)	COL	W	88-73
M24 Washington (3/-)	COL	W	81-59

#### NCAA Midwest Regional

M29 Auburn (3/14)	KC	L	80-97
-------------------	----	---	-------

#### 2019-20

**Record:** 14-19 (H: 7-8, A: 3-9, N: 4-2)

ACC 6-14, Tied 13th Place

**Coach:** Roy Williams

N6 Notre Dame (9/-)	H	W	76-65
---------------------	---	---	-------

N8 UNCW (9/-)	A	W	78-62
---------------	---	---	-------

N15 Gardner-Webb (6/-)	H	W	77-61
------------------------	---	---	-------

#### Bad Boy Mowers Battle 4 Atlantiss

N20 Elon (5/-)	H	W	75-61
----------------	---	---	-------

N27 Alabama (6/-)	BAH	W	76-67
-------------------	-----	---	-------

N28 Michigan (6/-)	BAH	L	64-73
--------------------	-----	---	-------

N29 Oregon (6/11)	BAH	W	78-74
-------------------	-----	---	-------

#### ACC-Big Ten Challenge

D4 Ohio State (7/6)	H	L	49-74
D8 Virginia (7/5)	A	L	47-56

D15 Wofford (17/-)	H%	L	64-68
--------------------	----	---	-------

D18 Gonzaga (-/2)	A	L	81-94
-------------------	---	---	-------

#### CBS Sports Classic

D21 UCLA (-/-)	LV	W	74-64
----------------	----	---	-------

D30 Yale (-/-)	H	W	70-67
----------------	---	---	-------

J4 Georgia Tech (-/-)	H	L	83-96
-----------------------	---	---	-------

J8 Pittsburgh (-/-)	H	L	65-73
---------------------	---	---	-------

J11 Clemson (-/-)	H	L (OT)	76-79
-------------------	---	--------	-------

J18 Pittsburgh (-/-)	A	L	52-66
----------------------	---	---	-------

J22 Virginia Tech (-/-)	A	L (2OT)	77-79
-------------------------	---	---------	-------

J25 Miami (-/-)	H	W	94-71
-----------------	---	---	-------

J27 NC State (-/-)	A	W	75-65
--------------------	---	---	-------

F1 Boston College (-/-)	H	L	70-71
-------------------------	---	---	-------

F3 Florida State (-/8)	A	L	59-65
------------------------	---	---	-------

F8 Duke (-/7)	H	L (OT)	96-98
---------------	---	--------	-------

F11 at Wake Forest (-/-)	A	L	57-74
--------------------------	---	---	-------

F15 Virginia (-/-)	H	L	62-64
--------------------	---	---	-------

F17 Notre Dame (-/-)	A	L	76-77
----------------------	---	---	-------

F22 Louisville (-/11)	A	L	55-72
-----------------------	---	---	-------

F25 NC State (-/-)	H	W	85-79
--------------------	---	---	-------

F29 Syracuse (-/-)	A	W	92-79
--------------------	---	---	-------

M3 Wake Forest (-/-)	H	W	93-83
----------------------	---	---	-------

M7 Duke (-/12)	A	L	76-89
----------------	---	---	-------

#### ACC Tournament

M10 Virginia Tech (-/-)	GB0	W	78-56
M11 Syracuse (-/-)	GB0	L	53-81

% at Carmichael Arena





# BEST RECORDS TO START SEASONS

## UNDEFEATED IN ... GAMES BEFORE A LOSS

**Lost First Game:** 1912, 1913, 1914, 1915, 1916, 1919, 1922, 1929, 1930, 1966, 1983, 1997, 2002, 2005

**1 game:** 1917, 1920, 1927, 1937, 1939, 1941, 1942, 1964, 1965, 1977, 1980

**2 games:** 1944, 1950, 1952, 1955, 1961, 1962, 1968, 1970, 1972, 1979, 1987, 1989, 1990, 1991, 1994, 1996, 2011, 2014

**3 games:** 1921, 1943, 1946, 1954, 1960, 1963, 1975, 2000, 2001, 2006, 2007, 2015, 2016

**4 games:** 1928, 1931, 1936, 1945, 1947, 1953, 1971, 1978, 1988, 2010, 2013

**5 games:** 1911, 1918, 1926, 1951, 1958, 1981, 2003, 2012, 2018, 2019, 2020

**6 games:** 1932, 1959, 1973, 1976, 1992, 2004

**7 games:** 1933, 1938, 1949, 1956, 1969, 1974, 2017

**8 games:** 1925, 1985, 1993, 1999

**9 games:** 1934, 1967, 1995

**11 games:** 1935

**12 games:** 1948

**13 games:** 1982, 2009

**14 games:** 1940

**15 games:** 1923

**17 games:** 1998

**18 games:** 2008

**21 games:** 1984, 1986

Carolina went 26-0 in 1924 and 32-0 in 1957

## BEST RECORD AFTER ... GAMES

**5 Games (5-0):** 1911, 1918, 1923, 1924, 1925, 1926, 1932, 1933, 1934, 1935, 1938, 1940, 1948, 1949, 1951, 1956, 1957, 1958, 1959, 1967, 1969, 1973, 1974, 1976, 1981, 1982, 1984, 1985, 1986, 1992, 1993, 1995, 1998, 1999, 2003, 2004, 2008, 2009, 2012, 2017, 2018, 2019, 2020

**10 Games (10-0):** 1923, 1924, 1935, 1940, 1948, 1957, 1982, 1984, 1986, 1998, 2008, 2009

**15 Games (15-0):** 1923, 1924, 1957, 1984, 1986, 1998, 2008

**20 Games (20-0):** 1924, 1957, 1984, 1986

**25 Games (25-0):** 1924, 1957

**30 Games (30-0):** 1957

**31 Games (31-0):** 1957

**32 Games (32-0):** 1957

**33 Games (31-2):** 1982, 2008

**34 Games (32-2):** 1982, 2008

**35 Games (33-2):** 2008

**36 Games (34-2):** 2008

**37 Games (35-2):** 2008

**38 Games (36-2):** 2008

**39 Games (36-3):** 2008

**40 Games (33-7):** 2016, 2017

## UNDEFEATED IN ... ACC REGULAR-SEASON GAMES BEFORE A LOSS

**Lost First ACC Game:** 1966, 1980, 1990, 1992, 1995, 1997, 1999, 2004, 2009, 2013, 2014, 2017

**1 Game:** 1964, 1970, 1981, 1989, 2002, 2003, 2010, 2015, 2018, 2020

**2 Games:** 1955, 1962, 1963, 1965, 1975, 1978, 1979, 1988, 1991, 1994, 1996, 2000, 2006, 2007, 2011, 2012, 2019

**3 Games:** 1956, 1972, 1973, 2005, 2008

**4 Games:** 1954, 1958, 1971, 1974, 1976, 1977, 1982, 1985, 1998

**5 Games:** 1986

**6 Games:** 1960, 1993

**7 Games:** 1961

**8 Games:** 1983, 2016

**9 Games:** 1969

**10 Games:** 1967

**11 Games:** 1959, 2001

**12 Games:** 1968

Carolina went 14-0 in ACC regular-season play in 1957, 1984 and 1987

## BEST ACC RECORD AFTER ... GAMES

**1 Game (1-0):** 1954, 1955, 1956, 1957, 1958, 1959, 1960, 1961, 1962, 1963, 1964, 1965, 1967, 1968, 1969, 1970, 1971, 1972, 1973, 1974, 1975, 1976, 1977, 1978, 1979, 1981, 1982, 1983, 1984, 1985, 1986, 1987, 1988, 1989, 1991, 1993, 1994, 1996, 1998, 2000, 2001, 2002, 2003, 2005, 2006, 2007, 2008, 2010, 2011, 2012, 2015, 2016, 2018, 2019, 2020

**2 Games (2-0):** 1954, 1955, 1956, 1957, 1958, 1959, 1960, 1961, 1962, 1963, 1965, 1967, 19678, 1969, 1971, 1972, 1973, 1974, 1975, 1976, 1977, 1978, 1979, 1982, 1983, 1984, 1985, 1986, 1987, 1988, 1991, 1993, 1994, 1996, 1998, 2000, 2001, 2005, 2006, 2007, 2008, 2011, 2012, 2016, 2019

**3 Games (3-0):** 1954, 1956, 1957, 1958, 1959, 1960, 1961, 1967, 1968, 1969, 1971, 1972, 1973, 1974, 1976, 1977, 1982, 1983, 1984, 1985, 1986, 1987, 1993, 1998, 2001, 2005, 2008, 2016

**4 Games (4-0):** 1954, 1957, 1958, 1959, 1960, 1961, 1967, 1968, 1969, 1971, 1974, 1976, 1977, 1982, 1983, 1984, 1985, 1986, 1987, 1993, 1998, 2001, 2016



**JOE WOLF** averaged 15.2 points and 7.1 rebounds in leading the Tar Heels to a 14-0 record in ACC regular-season play in 1986-87.

**5 Games (5-0):** 1957, 1959, 1960, 1961, 1967, 1968, 1969, 1983, 1984, 1986, 1987, 1993, 2001, 2016

**6 Games (6-0):** 1957, 1959, 1960, 1961, 1967, 1968, 1969, 1983, 1984, 1987, 1993, 2001, 2016

**7 Games (7-0):** 1957, 1959, 1961, 1967, 1968, 1969, 1983, 1984, 1987, 2001, 2016

**8 Games (8-0):** 1957, 1959, 1967, 1968, 1969, 1983, 1984, 1987, 2001, 2016

**9 Games (9-0):** 1957, 1959, 1967, 1968, 1969, 1984, 1987, 2001

**10 Games (10-0):** 1957, 1959, 1967, 1968, 1984, 1987, 2001

**11 Games (11-0):** 1957, 1959, 1968, 1984, 1987, 2001

**12 Games (12-0):** 1957, 1968, 1984, 1987

**13 Games (13-0):** 1957, 1984, 1987

**14 Games (14-0):** 1957, 1984, 1987

**15 Games (13-2):** 1993, 1998, 2001, 2005, 2008, 2011, 2012, 2019

**16 Games (14-2):** 1993, 2005, 2008, 2011, 2012, 2019

**17 Games (15-2):** 2019

**18 Games (16-2):** 2019

**19 Games (6-13):** 2020

**20 Games (6-14):** 2020

**Multiple Losses to Begin a Season:** 3 in 1929, 2002; 2 in 1915, 1983

**Multiple Losses to Begin ACC Play:** 3 in 1997, 2014; 2 in 1980, 2009, 2013





## NEUTRAL SITES LEGEND

**Legend for neutral sites listed in game-by-game scores, series records, ACC Tournament results, 100-point games, overtime games, games as No. 1 in AP poll and games against AP-ranked teams**

AN– Anchorage, Alaska (Buckner Fieldhouse, 1981; Sullivan Center, 1986, 1998)  
 ANNAP– Annapolis, Md. (Alumni Hall)  
 ARL– Arlington, Texas (Dallas Cowboys Stadium)  
 ASH– Asheville, N.C.  
 ATL– Atlanta, Ga. (Omni, 1977-89; Georgia Dome, 2001-09, Phillips Arena, 2012)  
 AUS– Austin, Texas (Erwin Center)

BAH – Paradise Island, The Bahamas (Imperial Arena)  
 BIR– Birmingham, Ala. (Jefferson Civic Center)  
 BKLN– Brooklyn, N.Y. (Barclays Center)  
 BL– Blacksburg, Va.  
 BOS– Boston, Mass. (Boston Garden)

CHAR– Charlotte, N.C. (Armory Auditorium, 1940-54; Charlotte Coliseum on Independence Avenue, 1955-88; Charlotte Coliseum/Hornets arena 1989-2005; Charlotte Bobcats Arena, 2007-08; Time Warner Cable Arena, 2008-2015, Spectrum Center, 2018-present)  
 CHI– Chicago, Ill. (Chicago Stadium, 1958, 1959; United Center 1998, 2000, 2009, 2015)  
 CIN– Cincinnati, Ohio (Riverfront Coliseum)  
 COL– Columbus, Ohio (Nationwide Arena)  
 CP– College Park, Md. (Cole Field House)

DAL– Dallas, Texas (Reunion Arena)  
 DAN– Danville, Va.  
 DAY– Dayton, Ohio (Dayton Arena)  
 DC– Washington, D.C. (MCI Center, 2005; Verizon Center, 2016)  
 DEN– Denver, Colo. (McNichol Arena/Pepsi Center)  
 DET– Detroit, Mich. (Ford Field)  
 DTX– Denton, Texas  
 DUR– Durham, N.C. (Duke Indoor Stadium)

ELK– Elkin, N.C.  
 EP– El Paso, Texas (Special Events Center)  
 ERNJ– East Rutherford, N.J. (Meadowlands)

GBO– Greensboro, N.C. (Greensboro Coliseum)  
 GLEN– Glendale, Ariz. (University of Phoenix Stadium)  
 GRNVL– Greenville, S.C. (Bon Secours Wellness Arena)

HER– Hershey Park, Pa. (Hershey Arena)  
 HON– Honolulu, Hawai'i (Blaisdell Center)  
 HOU– Houston, Texas (Summit/Compac Center, 1986, 2001; NRG Stadium, 2016)  
 HTF– Hartford, Conn. (Hartford Civic Center)

INDY– Indianapolis, Ind. (Hoosier/RCA Dome)

JAX – Jacksonville, Fla. (Veterans Memorial Arena)

KC– Kansas City, Mo. (Memorial Auditorium, 1957; Kemper Arena, 1981, 1987; Sprint Center, 2013, 2016)

LA– Los Angeles, Calif. (Sports Arena, 1968, 1972, 1980; STAPLES Center, 2015)  
 LAF– Lafayette, La. (Camelia Bowl)  
 LEX– Lexington, Ky. (Memorial Coliseum, 1958, 1960; Rupp Arena, 1989, 1992)  
 LOU– Louisville, Ky. (Freedom Hall)  
 LV– Las Vegas, Nev. (Orleans Center 2008, 2012; T-Mobile Arena 2017)  
 LYN– Lynchburg, Va.

MAD– Madison, Wis.  
 MAUI– Maui, Hawai'i (Lahaina Civic Center)

MD– Landover, Md. (Capital Centre/US Air Arena)  
 MEM– Memphis, Tenn. (FedExForum)  
 MIA– Miami, Fla. (Knight Center)  
 MOR– Morgantown, W.Va.  
 MYR– Myrtle Beach, S.C.  
 ND– South Bend, Ind. (Joyce Center)  
 NO– New Orleans, La. (Municipal Auditorium, 1972; Louisiana Superdome, 1982, 1993, 1994, 2001; Smoothie King Center, 2018)  
 NOR– Norfolk, Va.  
 NWK– Newark, N.J. (Prudential Center)  
 NYC– New York, N.Y. (Madison Square Garden)

OAK– Oakland, Calif. (The Arena)  
 OG– Ogden, Utah (Dee Events Center)  
 ORL– Orlando, Fla. (Orlando Civic Center, 1985; Orlando Arena, 1991)  
 OS– Osaka, Japan (Osakajo Hall)

PBA– Pine Bluff, Ark. (Convention Center)  
 PHI– Philadelphia, Pa. (Palestra, 1957; Spectrum, 1981, 1996; Wells Fargo Center, 2016)  
 PK– Pikeville, Ky.  
 PORT– Portland, Ore. (Veterans Memorial Coliseum, 1968, 1977, 2018-VC; Moda Center, 2018-MC)  
 PR– San Juan, Puerto Rico (Coliseo de Puerto Rico)  
 PROV– Providence, R.I. (Providence Civic Center)

RAL– Raleigh, N.C. (Memorial Auditorium through 1946; Reynolds Coliseum through 1999; RBC Center/PNC Arena since 2000)  
 RICH– Richmond, Va. (Robins Center, 1988; Richmond Coliseum, 1996)  
 ROA– Roanoke, Va.  
 ROCH– Rochester, N.Y. (War Memorial Coliseum)

SA– San Antonio, Texas (Alamodome, 1998, 2008; AT&T Center, 2014)  
 SC– Santa Clara, Calif. (Toso Pavilion)  
 SEA– Seattle, Wash., (Kingdome, 1988, 1995; Key Arena, 1999)  
 SLC– Salt Lake City, Utah (Huntsman Center)  
 SP– St. Petersburg, Fla. (Bayfront Arena)  
 SPR– Springfield, Mass. (Civic Center)  
 STAN– Stanford, Calif. (Maples Pavilion)  
 STL– St. Louis, Mo. (Checkerdome, 1983; Edward Jones Dome, 2005, 2012)  
 STP– Tampa, Fla. (St. Pete Times Forum)  
 STV– Statesville, N.C.  
 SUN– Sunrise, Fla. (National Car Rental Center)  
 SY– Syracuse, N.Y. (Carrier Dome)

TAL– Tallahassee, Fla. (Leon County Civic Center)  
 TAM– Tampa, Fla.  
 TEMPE– Tempe, Ariz. (University Activity Center)  
 TOK– Tokyo, Japan (Aoyoma Gaukin Hall)  
 TUL– Tulsa, Okla. (Mabee Center)

UNCAS– Uncasville, Conn. (Mohegan Sun)

W-S– Winston-Salem, N.C. (Lawrence Joel Coliseum 1993, 1997, 2007)

*the season listed is the spring semester of that season;  
 i.e., any game site from the 2019-20 season is listed as 2020*



# SERIES RECORDS

OPPONENT	UNC	OPPONENT	LAST TIME
Air Force Academy	1	0	3-18-2004
Akron	1	0	12-14-2003
<b>Alabama</b>	<b>8</b>	<b>4</b>	<b>11-27-2019</b>
UAB	4	1	12-27-2014
Alaska Anchorage	1	0	11-28-1980
Albany	1	0	12-30-2009
Appalachian State	6	0	12-21-2015
Arizona	4	3	1-27-2007
Arizona State	1	0	12-23-1984
Arkansas	7	3	11-24-2017
Army	0	3	1-23-1935
Auburn	3	1	3-29-2019
Barton (formerly Atlantic Christian)	3	0	12-15-1939
Belmont	0	1	11-17-2013
Bethune-Cookman	2	0	12-29-1997
Binghamton	1	0	12-16-2001
<b>Boston College</b>	<b>18</b>	<b>6</b>	<b>2-1-2020</b>
Boston University	2	0	12-2-1984
Bowling Green	1	0	12-30-1969
Bradley	1	1	12-30-1971
Brigham Young	5	0	11-24-2007
Brown	1	0	12-28-1985
Bucknell	1	0	11-15-2017
Buffalo	3	0	12-17-2000
Butler	3	3	3-24-2017
California	4	1	12-29-1998
UC Santa Barbara	3	0	11-21-2008
Canisius	1	0	3-15-1957
Catawba	10	0	12-9-1948
Catholic	3	0	2-5-1926
Chaminade	3	0	11-21-2016
Chattanooga	5	0	11-13-2016
Central Florida	2	0	12-7-1991
Charlotte	2	0	12-12-1998
Cincinnati	7	1	12-8-1999
The Citadel	19	0	11-24-1991
<b>Clemson</b>	<b>133</b>	<b>22</b>	<b>1-11-2020</b>
Cleveland State	3	0	11-22-2005
Coastal Carolina	1	0	12-30-2003
<b>College of Charleston</b>	<b>4</b>	<b>3</b>	<b>11-28-2010</b>
Colorado	3	0	3-15-1997
Colorado State	1	1	12-9-1993
Columbia	2	0	12-19-1966
Connecticut	5	1	2-13-2005
Cornell	3	0	1-4-1993
Creighton	3	0	3-18-2012
Dartmouth	6	1	12-19-1998
<b>Davidson</b>	<b>67</b>	<b>11</b>	<b>12-29-2018</b>
Dayton	1	2	4-1-2010
DePaul	4	1	3-18-2003
Detroit	3	0	12-15-1979
Drake	0	1	3-22-1969
<b>Duke</b>	<b>139</b>	<b>114</b>	<b>3-7-2020</b>
Duquesne	1	0	3-13-1969
East Carolina	4	0	12-7-2014
Eastern Kentucky	1	1	3-15-2007
Eastern Michigan	1	0	3-22-1991
East Tennessee State	6	0	12-8-2012
<b>Elon</b>	<b>20</b>	<b>4</b>	<b>11-20-2019</b>
Emory and Henry	1	1	1-31-1918
Evansville	3	0	12-6-2011
Fairfield	2	0	11-15-2015
Florida	4	2	11-28-2014
Florida Atlantic	2	0	11-11-2012

OPPONENT	UNC	OPPONENT	LAST TIME
Florida Gulf Coast	1	0	3-17-2016
Florida International	2	0	11-9-2009
Florida Southern	1	0	12-1-1969
<b>Florida State</b>	<b>50</b>	<b>14</b>	<b>2-3-2020</b>
Fordham	5	1	1-6-1988
Furman	23	2	12-22-1986
Gardner-Webb	5	0	11-5-2019
George Mason	1	1	3-19-2006
Georgetown	4	5	3-25-2007
George Washington	4	6	12-3-1993
Georgia	13	5	11-18-1998
Georgia State	1	0	1-24-1983
<b>Georgia Tech</b>	<b>69</b>	<b>26</b>	<b>1-4-2020</b>
Gonzaga	3	2	12-18-2019
Guilford	23	2	12-4-1948
Hampden-Sydney	1	0	1-15-1927
Hampton	2	1	11-16-2001
Harvard	4	2	1-2-2019
Hawai'i	5	0	11-18-2016
Hawai'i-Loa	1	0	11-29-1986
Hawai'i-Pacific	1	0	12-29-1984
High Point	8	0	12-9-2006
Hofstra	1	0	11-18-2010
Holy Cross	2	1	11-15-2013
Houston	5	1	12-13-1992
Howard	5	0	1-2-2000
Illinois	4	4	11-30-2010
<b>Indiana</b>	<b>6</b>	<b>9</b>	<b>11-30-2016</b>
Iona	4	1	3-22-2019
Iowa	1	3	12-3-2014
Iowa State	3	1	3-23-2014
Jacksonville	6	0	12-17-1991
James Madison	3	0	11-24-1989
Kansas	6	5	3-24-2013
Kansas State	5	1	11-24-2015
Kent State	3	0	1-2-2008
Kentucky	24	16	12-22-2018
LaSalle	2	1	1-9-1988
Lehigh	1	0	1-2-1941
Lenoir-Rhyne	1	1	12-7-1949
Liberty	1	0	3-18-1994
Lipscomb	2	0	3-16-2018
Long Beach State	4	0	11-15-2016
Long Island	1	0	3-18-2011
LSU	10	2	3-21-2009
<b>Louisville</b>	<b>15</b>	<b>7</b>	<b>2-22-2020</b>
Loyola University Chicago	2	1	12-12-2004
Loyola Marymount	1	0	3-19-1988
Loyola University Maryland	1	0	12-31-1947
Manhattan	1	1	12-27-1985
Marquette	4	1	3-25-2011
Marshall	3	0	12-22-2009
Maryland	123	57	12-1-2015
Maryville	1	0	2-3-1916
Massachusetts	4	1	12-29-2000
McNeese State	1	0	12-22-2012
Mercer	7	0	12-2-1980
<b>Miami</b>	<b>25</b>	<b>8</b>	<b>1-25-2020</b>
Miami (Ohio)	3	1	3-19-1992
Michigan	4	4	11-28-2019
Michigan State	12	4	11-26-2017

OPPONENT	UNC	OPPONENT	LAST TIME	OPPONENT	UNC	OPPONENT	LAST TIME
Middle Tennessee State	4	0	11-30-1998	San Francisco	0	1	3-11-1978
Milligan	0	1	12-11-1943	Santa Clara	3	1	12-17-2005
Minnesota	3	2	11-19-2010	Seton Hall	4	1	11-28-1997
Mississippi	1	1	2-28-1926	South Carolina	57	21	11-25-2011
Mississippi College	1	0	2-27-1923	South Carolina State	1	0	11-20-2007
Mississippi State	6	0	11-19-2011	South Florida	6	0	12-12-1981
Mississippi Valley State	1	0	11-20-2011	Southern	1	0	3-17-1989
Missouri	5	4	3-17-2000	Southern California	8	1	3-23-2007
Monmouth	2	0	12-28-2016	Southern Methodist	2	1	12-12-1987
Mount St. Mary's	1	0	3-21-2008	SW Missouri State	1	0	3-15-1990
Murray State	2	0	3-17-2006	Southwestern Louisiana	1	0	12-28-1992
				<b>Stanford</b>	<b>12</b>	<b>0</b>	<b>11-12-2018</b>
Navy	6	14	3-12-1998	Stetson	3	0	12-3-1987
Nebraska	1	0	1-6-1973	<b>Syracuse</b>	<b>13</b>	<b>5</b>	<b>3-11-2020</b>
Nevada	5	0	11-29-2009				
<b>UNLV</b>	<b>4</b>	<b>1</b>	<b>12-29-2012</b>	Temple	4	3	11-13-2015
Newberry	1	0	2-25-1922	Tennessee	10	1	12-17-2017
New Mexico State	1	0	3-15-1975	Tennessee State	1	0	11-22-2011
New Orleans	1	0	3-15-1996	Tennessee Tech	2	0	11-16-2018
NYU	7	10	12-17-1966	<b>Texas</b>	<b>3</b>	<b>8</b>	<b>11-22-2018</b>
Niagara	1	0	12-30-1978	Texas A&M	2	2	3-18-2018
Nicholls	2	0	12-19-2011	Texas-Pan American	1	0	12-18-1982
UNC Asheville	8	0	11-13-2011	Texas Southern	1	0	3-17-2017
North Carolina A&T	2	0	2-18-2003	Texas Tech	2	1	3-17-1996
North Carolina Central	2	0	11-14-2014	Towson State	3	0	11-30-1991
UNCG	3	0	12-28-2015	Tulane	16	1	12-3-2017
<b>NC State</b>	<b>160</b>	<b>78</b>	<b>2-25-2020</b>	Tulsa	3	1	11-11-2000
UNCW	5	0	11-8-2019				
Northeastern	1	0	3-15-1991	UCLA	10	3	12-21-2019
Northern Iowa	2	1	11-10-2017	University of the South	1	0	2-24-1931
Northern Kentucky	1	0	12-27-2013	Utah	7	2	3-28-1998
North Texas	1	0	3-17-1988				
Northwestern	4	1	11-23-2015	Valparaiso	3	0	11-15-2009
<b>Notre Dame</b>	<b>25</b>	<b>8</b>	<b>2-17-2020</b>	Vanderbilt	6	4	11-21-2010
				Vermont	4	0	3-16-2012
Oakland (Mich.)	2	0	11-8-2013	Villanova	11	5	4-4-2016
<b>Ohio State</b>	<b>12</b>	<b>3</b>	<b>12-4-2019</b>	<b>Virginia</b>	<b>131</b>	<b>59</b>	<b>2-15-2020</b>
Ohio University	2	1	3-23-2012	VMI	36	4	12-15-1996
Oklahoma	3	0	3-29-2009	<b>Virginia Tech</b>	<b>69</b>	<b>15</b>	<b>3-10-2020</b>
Oklahoma State	1	1	11-22-2016				
Old Dominion	8	0	11-23-2007	<b>Wake Forest</b>	<b>162</b>	<b>67</b>	<b>3-3-2020</b>
Oral Roberts	4	0	12-13-2008	Washington	3	0	3-24-2019
Oregon	6	0	11-29-2019	Washington & Lee	24	14	2-2-1954
Oregon State	3	1	11-30-1977	Washington State	1	0	3-27-2008
				Weber State	1	1	3-11-1999
Penn	6	2	11-15-2008	Western Carolina	2	0	12-6-2017
Penn State	4	1	11-18-2002	Western Kentucky	1	0	11-17-1993
Pepperdine	2	0	1-6-1990	West Virginia	0	5	12-31-1965
<b>Pittsburgh</b>	<b>14</b>	<b>5</b>	<b>1-18-2020</b>	Wichita State	1	0	12-21-1984
Portland	1	0	11-23-2017	William and Mary	20	3	12-30-2014
Presbyterian	1	0	12-12-2009	Winthrop	2	0	11-15-2006
Princeton	8	5	3-16-2001	Wisconsin	3	1	11-23-2016
<b>Providence</b>	<b>4</b>	<b>1</b>	<b>3-19-2016</b>	Wofford	4	2	12-15-2019
Purdue	8	2	11-24-1999	Wyoming	1	0	3-24-2003
Radford	2	0	12-4-2016	Xavier	0	1	12-22-1950
Randolph-Macon	2	0	1-9-1931				
Rhode Island	2	2	3-30-2010	Yale	7	1	12-30-2019
Rice	3	0	12-2-1971				
Richmond	16	2	11-23-2013				
Roanoke	1	1	2-9-1916				
Robert Morris	1	0	11-16-2014				
Rochester	1	0	12-10-1977				
Rutgers	12	1	12-28-2010				
Sacred Heart	1	0	11-14-2006				
St. Bonaventure	1	0	3-15-1968				
Saint Francis (Pa.)	2	0	11-19-2018				
St. John's	2	2	12-28-2002				
St. Joseph's (Pa.)	5	3	12-22-2002				
Saint Louis	3	1	12-22-2006				
St. Thomas (Fla.)	3	0	11-30-1974				
Samford	1	0	2-24-1922				
San Diego State	2	0	11-24-1990				

**2020-21 regular-season opponents and possible Maui Invitational opponents in bold**





# SERIES RECORDS

## AIR FORCE ACADEMY (UNC 1-0)

Date	W-L	NC	AFA	Site	Rank	Coach
3-18-04	W	63	52	Denver, Pepsi Center, NCAAs	18/-	DES

## AKRON (UNC 1-0)

Date	W-L	NC	AK	Site	Rank	Coach
12-14-03	W	64	53	home, Smith Center	7/-	RW

## ALABAMA (UNC 8-4)

Date	W-L	NC	UA	Site	Rank	Coach
2-28-22	W	20	11	Atlanta, Municipal Auditorium, SoCon	—	none
2-24-24	W	26	18	Atlanta, Municipal Auditorium, SoCon	—	NS
1-4-55	L	55	77	away, Foster Auditorium	-13	FM
12-14-55	W	99	77	home, Woollen Gym	16/5	FM
12-19-64	L	61	66	Blacksburg, Cassell, Va. Tech Inv.	—	DES
3-25-73	W	88	69	New York, MSG, NIT	11/-	DES
3-13-76	L	64	79	Dayton, NCAAme	5/8	DES
3-19-82	W	74	69	Blacksburg, Reynolds, NCAAe	1/13	DES
11-30-89	L	93	101	away, Coleman Coliseum	12/-	DES
12-15-90	W	95	79	home, Smith Center	9/20	DES
3-21-92	W	64	55	Cincinnati, Riverfront, NCAAse	18/13	DES
11-27-19	W	76	67	Battle 4 Atlantis, Bahamas	6/-	RW

### UNC Bests vs. Alabama

**Points:** 29 by Lennie Rosenbluth, 12/14/55

**3FG:** 5 by Hubert Davis, 11/30/89

**Rebounds:** 15 by Billy Cunningham, 12/19/64 in Blacksburg, Va.; by Armando Bacot, 11/27/19 in The Bahamas

**Assists:** 9 by George Karl, 3/25/73 in New York~

**Blocked Shots:** 2 by Pete Chilcutt, 12/15/90; by George Lynch and Kevin Salvadori, 3/21/92 in Cincinnati^

**Steals:** 5 by Dave Hanners, 3/13/76 in Dayton, Ohio^

## UAB (UNC 4-1)

Date	W-L	NC	UAB	Site	Rank	Coach
3-15-86	W	77	59	Ogden, Dee Events Ctr, NCAAw	8/-	DES
3-23-10	W	60	55	away, Bartow Arena, NIT	—	RW
12-1-12	W	102	84	home, Smith Center	14/-	RW
12-1-13	L	59	63	away, Bartow Arena	16/-	RW
12-27-14	W	89	58	home, Smith Center	20/-	RW

## ALASKA-ANCHORAGE (UNC 1-0)

Date	W-L	NC	UAA	Site	Rank	Coach
11-28-80	W	69	50	Anchorage, Buckner Fieldhouse Great Alaska Shootout	13/-	DES

## ALBANY (UNC 1-0)

Date	W-L	NC	ALB	Site	Rank	Coach
12-30-09	W	87	70	home, Smith Center	9/-	RW

## APPALACHIAN STATE (UNC 6-0)

Date	W-L	NC	ASU	Site	Rank	Coach
1-3-40	W	58	49	away	—	BL
1-17-98	W	96	63	home, Smith Center	1/-	BG
11-13-98	W	87	64	home, Smith Center	11/-	BG
11-17-00	W	99	69	away, Holmes Center	7/-	MD
12-17-11	W	97	82	home, Smith Center	5/-	RW
12-21-15	W	94	70	home, Smith Center	7/-	RW

## ARIZONA (UNC 4-3)

Date	W-L	NC	UA	Site	Rank	Coach
12-28-48	W	60	49	Lafayette, La., Camelia Bowl	—	TS
3-27-88	L	52	70	Seattle Kingdome, NCAAw	7/2	DES
12-2-88	W	79	72	Charlotte Coliseum, Diet Pepsi	10/11	DES
11-22-96	L	72	83	Springfield CC, Hall of Fame Tip	7/19	DES
3-29-97	L	58	66	Indianapolis, RCA Dome, NCAA FF	4/15	DES
1-28-06	W	86	69	home, Smith Center	—	RW
1-27-07	W	92	64	away, McKale Center	4/17	RW

### UNC Bests vs. Arizona

**Points:** 21 by Vince Carter, 3/29/97 in Indianapolis^; by Tyler Hansbrough, 1/28/06

**3FG:** 4 by Wes Miller, 1/28/06

**Rebounds:** 11 by Pete Chilcutt, 12/2/88 in Charlotte; by Antawn Jamison, 3/29/97 in Indianapolis^; by Tyler Hansbrough, 1/28/06

**Assists:** 9 by Bobby Frasor, 1/28/06

**Blocked Shots:** 2 by Steve Bucknall, 12/4/88 in Charlotte; by Danny Green, 1/28/06; by Serge Zwikker, 11/22/96 in Springfield, Mass.

**Steals:** 5 by Ed Cota, 11/22/96 in Springfield, Mass.

**Most Arizona Points vs. UNC:** 31 by Michael Dickerson, Nov. 22, 1996 in Springfield, Mass.

## ARIZONA STATE (UNC 1-0)

Date	W-L	NC	ASU	Site	Rank	Coach
12-23-84	W	85	66	Tokyo, Japan, Suntory Bowl	10/-	DES

## ARKANSAS (UNC 7-3)

Date	W-L	NC	UA	Site	Rank	Coach
1-14-79	W	63	57	Greensboro Coliseum	3/10	DES
11-30-80	W	64	58	Anchorage, Buckner Fieldhouse Great Alaska Shootout	13/20	DES
2-12-84	L	64	65	Pine Bluff, Ark., Convention Center	1/-	DES
3-22-90	L	73	96	Dallas, Reunion, NCAAmw	-7	DES
3-26-93	W	80	74	Meadowlands, NCAAe	4/12	DES
4-1-95	L	68	75	Seattle, Kingdome, NCAA FF	4/6	DES
3-23-08	W	108	77	Raleigh, RBC Center, NCAAe	1/-	RW
3-21-15	W	87	78	Jacksonville, Vet. Mem., NCAAAw	15/21	RW
3-19-17	W	72	65	Greenville, S.C./Bon Secours Wellness Arena, NCAAs	5/-	RW
11-24-17	W	87	68	Portland, Ore., Moda Center, PK80	9/-	RW

### UNC Bests vs. Arkansas

**Points:** 28 by Luke Maye, 11/24/17 in Portland, Ore.

**3FG:** 5 by Donald Williams, 4/1/95 in Seattle, Wash.^

**Rebounds:** 16 by Luke Maye, 11/24/17 in Portland, Ore.

**Assists:** 9 by Dante Calabria, 4/1/95 in Seattle, Wash.^

**Blocked Shots:** 4 by Rasheed Wallace, 4/1/95 in Seattle, Wash.^

**Steals:** 5 by Dudley Bradley, 1/14/79 in Greensboro; by Marcus Paige, 3/21/15 in Jacksonville Fla.^; by Justin Jackson, 3/19/17 in Greenville, S.C.^

**Most Arkansas Points vs. UNC:** 27 by Michael Qualls, 3/21/15 in Jacksonville Fla.^

## ARMY (UNC 0-3)

Date	W-L	NC	USMA	Site	Rank	Coach
2-5-21	L	26	34	away, Hayes Gymnasium	—	FB
2-21-22	L	22	52	away, Hayes Gymnasium	—	none
1-23-35	L	19	29	away, Hayes Gymnasium	—	GS

## AUBURN (UNC 3-1)

Date	W-L	NC	AU	Site	Rank	Coach
2-26-27	W	28	15	Atlanta, Municipal Auditorium, SoCon	—	JA
2-28-32	W	52	31	Atlanta, Municipal Auditorium, SoCon	—	GS
3-22-85	W	62	56	Birmingham, Jefferson CC, NCAAse	7/-	DES
3-29-19	L	80	97	Kansas City, Sprint Center, NCAAmw	3/14	RW

## BARTON (UNC 3-0)

Date	W-L	NC	BC	Site	Rank	Coach
1-4-38	W	47	20	home, Indoor Athletic Court	—	WS
1-2-39	W	57	19	home, Woollen Gym	—	WS
12-15-39	W	49	32	home, Woollen Gym	—	BL

## BELMONT (UNC 0-1)

Date	W-L	NC	BEL	Site	Rank	Coach
11-17-2013	L	80	83	home, Smith Center	12/-	RW

## BETHUNE-COOKMAN (UNC 2-0)

Date	W-L	NC	BC	Site	Rank	Coach
12-2-96	W	106	62	home, Smith Center	14/-	DES
12-29-97	W	97	46	away, Ocean Center	1/-	BG

## BINGHAMTON (UNC 1-0)

Date	W-L	NC	BI	Site	Rank	Coach
12-16-01	W	61	60	home, Smith Center	—	MD

## BOSTON COLLEGE (UNC 18-6)

Date	W-L	NC	BC	Site	Rank	Coach
3-18-67	W	96	80	College Park, Cole FH, NCAAe	4/9	DES
3-22-75	W	110	90	Providence CC, NCAAe	6/-	DES
3-20-94	L	72	75	Landover, Capital Ctr, NCAAe	1/-	DES
1-25-06	L	74	81	home, Smith Center	-7/20	RW
3-11-06	L	82	85	Greensboro Coliseum, ACC	10/11	RW
2-17-07	W	77	72	away, Conte Forum	4/21	RW
3-10-07	W	71	56	Tampa, STP Times Forum, ACC	8/-	RW
1-31-08	W	91	69	home, Smith Center	4/-	RW
3-1-08	W	90	80	away, Conte Forum	3/-	RW
1-4-09	L	78	85	home, Smith Center	1/-	RW
2-20-10	L	67	71	away, Conte Forum	—	RW
2-1-11	W	106	74	away, Conte Forum	23/-	RW
2-19-11	W	48	46	home, Smith Center	19/-	RW
1-7-12	W	83	60	home, Smith Center	3/-	RW
1-29-13	W	82	70	away, Conte Forum	—	RW
1-18-14	W	82	71	home, Smith Center	—	RW

2-7-15	W	79	68	away, Conte Forum	12/-	RW
3-11-15	W	81	63	Greensboro Coliseum, ACC	19/-	RW
1-30-16	W	89	62	home, Smith Center	2/-	RW
2-9-16	W	68	65	away, Conte Forum	9/-	RW
1-21-17	W	90	82	away, Conte Forum	9/-	RW
1-9-18	W	96	66	home, Smith Center	20/-	RW
3-5-19	W	79	66	away, Conte Forum	3/-	RW
2-1-20	L	70	71	home, Smith Center	—	RW

(individual series highs may be found on pages 144, 147 and 149)

**UNC vs. BC in the ACC**– 16-5; **UNC at home/all at Smith Center**– 6-3; **UNC on the road/all at Conte Forum**– 8-1; **UNC at neutral sites**– 4-2 (1-0 in College Park, 1-0 in Providence, 1-0 in Tampa, 1-1 in Greensboro, 0-1 in Landover); **Dean Smith vs. BC**– 2-1; **Roy Williams vs. BC**– 16-5; **UNC Largest Win**– 32 (106-74, 2010-11); **UNC Largest Loss**– 7 (74-81, 2005-06; 78-85, 2008-09); **UNC Most Points**– 110 (1974-75)

#### BOSTON UNIVERSITY (UNC 2-0)

Date	W-L	NC	BU	Site	Rank	Coach
1-5-84	W	87	54	Charlotte Coliseum	1/-	DES
12-2-84	W	89	72	Boston Garden	19/-	DES

#### BOWLING GREEN (UNC 1-0)

Date	W-L	NC	BGSU	Site	Rank	Coach
12-30-69	W	89	72	Greensboro, Carolina Classic	4/-	DES

#### BRADLEY (UNC 1-1)

Date	W-L	NC	BU	Site	Rank	Coach
12-22-51	L	66	79	away, Robertson Mem. Fieldhouse	—	TS
12-30-71	W	75	69	New Orleans, Mun. Aud., Sugar Bowl	4/-	DES

#### BRIGHAM YOUNG (UNC 5-0)

Date	W-L	NC	BYU	Site	Rank	Coach
12-20-76	W	113	93	home, Carmichael	11/-	DES
12-28-77	W	94	81	Honolulu, Rainbow Classic	2/-	DES
12-4-93	W	97	65	Charlotte, Diet Pepsi	4/-	DES
11-22-04	W	86	50	Maui Invitational, Lahaina CC	11/-	RW
11-24-07	W	73	63	Las Vegas Invitational	1/-	RW

#### BROWN (UNC 1-0)

Date	W-L	NC	BU	Site	Rank	Coach
12-28-85	W	115	63	Miami, Knight Ctr, Orange Bowl Classic	1/-	DES

#### BUCKNELL (UNC 1-0)

Date	W-L	NC	BU	Site	Rank	Coach
11-15-17	W	93	81	home, Smith Center	9/-	RW

#### BUFFALO (UNC 3-0)

Date	W-L	NC	UB	Site	Rank	Coach
12-8-98	W	98	49	home, Smith Center	7/-	BG
12-7-99	W	91	67	away, Alumni Arena	7/-	BG
12-17-00	W	95	74	home, Smith Center	15/-	MD

#### BUTLER (UNC 3-3)

Date	W-L	NC	BU	Site	Rank	Coach
1-1-29	L	20	43	away, Butler Fieldhouse	—	JA
12-20-92	W	103	56	away, Hinkle Fieldhouse	5/-	DES
1-24-94	W	104	64	home, Smith Center	4/-	DES
11-20-12	L	71	82	Maui Invitational, Lahaina CC	9/-	RW
11-26-14	L	66	74	Battle 4 Atlantis, Bahamas	5/-	RW
3-24-17	W	92	80	Memphis, FedExForum, NCAAs	5/21	RW

#### CALIFORNIA (UNC 4-1)

Date	W-L	NC	UC	Site	Rank	Coach
12-22-72	W	64	61	away, Harmon Gym	13/-	DES
12-5-73	W	74	70	home, Carmichael	5/-	DES
3-21-97	W	63	57	Syracuse, Carrier Dome, NCAAE	4/-	DES
11-22-97	W	71	47	home, Smith Center	4/-	BG
12-29-98	L	71	78	Oakland Arena, Pete Newell Challenge	9/-	BG

#### UC SANTA BARBARA (UNC 3-0)

Date	W-L	NC	BYU	Site	Rank	Coach
11-25-05	W	83	66	home, Smith Center	—	RW
12-22-07	W	105	70	home, Smith Center	1/-	RW
11-21-08	W	84	67	away, Campus Events Center	1/-	RW

#### CANISIUS (UNC 1-0)

Date	W-L	NC	CC	Site	Rank	Coach
3-15-57	W	87	75	Philadelphia, Palestra, NCAAE	1/20	FM

#### CATAWBA (UNC 10-0)

Date	W-L	NC	CC	Site	Rank	Coach
1-5-39	W	44	31	home, Woollen Gym	—	WS
1-4-40	W	29	25	home, Woollen Gym	—	BL
12-16-43	W	74	37	Elkin, N.C.	—	BL
12-15-44	W	67	35	away, Linn-Corriher Gym	—	BC
2-6-45	W	64	30	home, Woollen Gym	—	BC
12-14-45	W	65	32	home, Woollen Gym	—	BC
2-20-46	W	64	38	away, Linn-Corriher Gym	—	BC
12-9-46	W	48	33	home, Woollen Gym	—	TS
12-3-47	W	51	32	home, Woollen Gym	—	TS
12-9-48	W	57	47	home, Woollen Gym	—	TS

#### CATHOLIC (UNC 3-0)

Date	W-L	NC	CU	Site	Rank	Coach
2-10-20	W	32	28	away	—	FB
2-4-24	W	35	22	away	—	NS
2-5-26	W	32	25	away	—	HS

#### CHAMINADE (UNC 3-0)

Date	W-L	NC	CH	Site	Rank	Coach
11-24-08	W	115	70	Maui Invitational, Lahaina CC	1/-	RW
11-21-12	W	112	70	Maui Invitational, Lahaina CC	9/-	RW
11-21-16	W	104	61	Maui Invitational, Lahaina CC	4/-	RW

#### CHATTANOOGA (UNC 5-0)

Date	W-L	NC	UTC	Site	Rank	Coach
12-21-82	W	73	66	away, UTC Arena	17/-	DES
11-28-83	W	85	63	home, Carmichael	1/-	DES
11-18-88	W	111	84	home, Smith Center, pre-NIT	6/-	DES
12-5-97	W	68	38	Charlotte Coliseum, Harris Teeter	3/-	BG
11-13-17	W	97	57	home, Smith Center, Maui Invitational	7/-	RW

#### CENTRAL FLORIDA (UNC 2-0)

Date	W-L	NC	UCF	Site	Rank	Coach
12-2-89	W	92	42	home, Smith Center	12/-	DES
12-7-91	W	101	72	home, Smith Center	5/-	DES

#### CHARLOTTE (UNC 2-0)

Date	W-L	NC	UNCC	Site	Rank	Coach
3-14-98	W (ot)	93	83	Hartford Civic Center, NCAAE	1/-	BG
12-12-98	W (ot)	75	73	home, Smith Center	7/-	BG

#### CINCINNATI (UNC 7-1)

Date	W-L	NC	UC	Site	Rank	Coach
12-31-58	W	72	68	Raleigh, Reynolds, Dixie Classic	4/2	FM
12-17-77	W	67	59	Greensboro Coliseum	5/6	DES
12-22-78	W	62	59	away, Riverfront Coliseum	6/-	DES
12-8-79	W	68	63	Greensboro Coliseum	8/-	DES
3-28-93	W (ot)	75	68	Meadowlands, NCAAE	4/7	DES
11-19-93	W	90	63	home, Smith Center, preNIT	1/22	DES
12-3-94	W	86	76	Charlotte Coliseum, Diet Pepsi	2/10	DES
12-8-99	L	68	77	Chicago, United Center, Great 8	7/1	BG

#### UNC Bests vs. Cincinnati

**Points:** 26 by Lee Shaffer, 12/31/58 in Raleigh

**3FG:** 4 by Max Owens, 12/8/99 in Chicago

**Rebounds:** 14 by George Lynch, 3/28/93 in East Rutherford N.J.^

**Assists:** 8 by Derrick Phelps, 11/19/93

**Blocked Shots:** 5 by Rasheed Wallace, 11/19/93

**Steals:** 6 by George Lynch, 3/28/93 in East Rutherford N.J.^

**Most Cincinnati Points vs. UNC:** 29 by Oscar Robertson, Dec. 31, 1958 in Raleigh

#### THE CITADEL (UNC 19-0)

Date	W-L	NC	Citadel	Site	Rank	Coach
12-17-40	W	66	36	home, Woollen Gym	—	BL
1-30-50	W	77	39	home, Woollen Gym	—	TS
2-10-51	W	71	53	away, The Citadel Armory	—	TS
12-1-51	W	87	69	away, The Citadel Armory	—	TS
2-8-52	W	80	62	home, Woollen Gym	—	TS
12-1-52	W	70	50	home, Woollen Gym	—	FM
2-14-53	W	94	69	away, The Citadel Armory	—	FM
1-8-54	W	83	42	home, Woollen Gym	—	FM
2-27-54	W	79	52	away, The Citadel Armory	—	FM
2-22-69	W	106	59	home, Carmichael	3/-	DES
2-1-80	W	51	40	Charlotte Coliseum, North-South	11/-	DES
2-6-82	W	67	46	Charlotte Coliseum, North-South	2/-	DES
2-4-83	W	81	36	Charlotte Coliseum, North-South	1/-	DES
2-4-84	W	76	60	Charlotte Coliseum, North-South	1/-	DES
2-1-85	W	83	62	Charlotte Coliseum, North-South	11/-	DES
12-22-85	W	104	51	Charlotte Coliseum	1/-	DES
12-17-87	W	98	74	Charlotte Coliseum	4/-	DES
2-18-91	W	118	50	home, Smith Center	8/-	DES
11-24-91	W	97	58	home, Smith Center	8/-	DES

**CLEMSON (UNC 133-22)**

Date	W-L	NC	CU	Site	Rank
1-15-26	W	50	20	home, Indoor Athletic Court	— HS
2-26-26	W	52	21	Atlanta, Municipal Auditorium, SoCon	— HS
1-3-34	W	38	26	home, Indoor Athletic Court	— GS
1-3-36	W	24	23	home, Indoor Athletic Court	— WS
2-24-36	W (ot)	35	34	away, Clemson Field House	— WS
2-1-38	W	44	34	home, Indoor Athletic Court	— WS
3-1-39	L	43	44	Raleigh, Mem. Auditorium, SoCon	— WS
2-3-40	W	39	31	away, Clemson Field House	— BL
2-19-40	W	47	30	home, Woollen Gym	— BL
2-29-40	W	50	41	Raleigh, Mem. Auditorium, SoCon	— BL
2-10-41	W	76	53	home, Woollen Gym	— BL
1-16-42	W	54	34	away, Clemson Field House	— BL
2-2-43	W	52	33	home, Woollen Gym	— BL
1-5-52	W	65	59	home, Woollen Gym	— TS
2-16-52	L	69	77	away, Clemson Field House	— TS
12-10-52	W	82	56	home, Woollen Gym	— FM
1-31-53	W	91	80	away, Clemson Field House	— FM
12-19-53	W	85	48	home, Woollen Gym	— FM
2-13-54	W	72	56	away, Clemson Field House	— FM
12-4-54	W	99	66	home, Woollen Gym	— FM
1-15-55	W	95	87	away, Clemson Field House	— FM
12-3-55	W	73	58	home, Woollen Gym	— FM
1-14-56	W (2 ot)	103	99	away, Clemson Field House	9/- FM
12-8-56	W	94	75	Charlotte	— FM
1-11-57	W	86	54	home, Woollen Gym	2/- FM
3-7-57	W	81	61	Raleigh, Reynolds, ACC	1/- FM
12-7-57	W	79	55	home, Woollen Gym	— FM
1-18-58	W	90	81	away, Clemson Field House	6/- FM
3-6-58	W	62	51	Raleigh, Reynolds, ACC	13/- FM
12-3-58	W	83	67	home, Woollen Gym	— FM
1-30-59	W	60	46	Charlotte, North-South	2/- FM
3-5-59	W	93	69	Raleigh, Reynolds, ACC	5/- FM
2-8-60	W	73	54	away, Clemson Field House	17/- FM
2-19-60	W	85	80	Charlotte, North-South	19/- FM
1-31-61	W	77	46	home, Woollen Gym	4/- FM
2-18-61	W	61	55	Charlotte, North-South	7/- FM
12-5-61	W	54	52	away, Clemson Field House	— DES
2-16-62	W	69	59	Charlotte, North-South	— DES
12-5-62	W	64	48	home, Woollen Gym	— DES
2-16-63	W	79	63	Charlotte, North-South	— DES
12-3-63	L (2ot)	64	66	away, Clemson Field House	— DES
2-14-64	L (2ot)	90	97	Charlotte, North-South	— DES
12-1-64	W	77	59	home, Woollen Gym	13/- DES
2-20-65	W	86	84	Charlotte, North-South	— DES
12-1-65	L	74	84	away, Clemson Field House	— DES
2-18-66	W	70	66	Charlotte, North-South	— DES
12-1-66	W	76	65	home, Carmichael	9/- DES
2-18-67	L	88	92	Charlotte, North-South	4/- DES
1-13-68	W	115	83	away, Clemson Field House	3/- DES
2-16-68	W	96	74	Charlotte, North-South	3/- DES
12-16-68	W	90	69	home, Carmichael	2/- DES
2-15-69	W	107	81	Charlotte, North-South	2/- DES
3-6-69	W	94	70	Charlotte, ACC	4/- DES
1-15-70	W	96	91	away, Littlejohn Coliseum	7/- DES
2-13-70	W	110	66	Charlotte, North-South	10/- DES
1-14-71	W	92	72	home, Carmichael	15/- DES
2-13-71	W	86	48	Charlotte, North-South	11/- DES
3-11-71	W	76	41	Greensboro Coliseum, ACC	13/- DES
1-12-72	W	81	61	away, Littlejohn Coliseum	3/- DES
2-11-72	W	73	50	Charlotte, North-South	3/- DES
1-10-73	W	92	58	home, Carmichael	7/- DES
2-10-73	W	84	69	Charlotte, North-South	6/- DES
1-9-74	W	102	90	away, Littlejohn Coliseum	5/- DES
2-2-74	W	61	60	home, Carmichael	4/- DES
1-9-75	W	74	72	home, Carmichael	15/- DES
2-1-75	L	72	80	away, Littlejohn Coliseum	10/- DES
3-7-75	W (ot)	76	71	Greensboro Coliseum, ACC	12/14 DES
1-7-76	W	83	64	away, Littlejohn Coliseum	6/- DES
1-31-76	W	79	64	home, Carmichael	4/- DES
3-5-76	W	82	74	Landover, Capital Centre, ACC	4/- DES
1-5-77	W	91	63	Greensboro Coliseum	6/16 DES
1-29-77	L	73	93	away, Littlejohn Coliseum	4/19 DES
1-4-78	W (ot)	79	77	away, Littlejohn Coliseum	2/- DES
1-28-78	W	98	64	home, Carmichael	3/- DES
1-3-79	W	90	68	Greensboro Coliseum	5/- DES
1-27-79	L	61	66	away, Littlejohn Coliseum	2/- DES
1-2-80	L	76	93	away, Littlejohn Coliseum	6/- DES
1-26-80	W	73	70	home, Carmichael	13/12 DES
1-28-81	W	61	47	away, Littlejohn Coliseum	12/- DES
2-21-81	W	75	61	home, Carmichael	13/- DES
1-27-82	W	77	72	home, Carmichael	2/- DES
2-20-82	W	55	49	away, Littlejohn Coliseum	2/- DES
2-2-83	W	84	81	away, Littlejohn Coliseum	1/- DES
2-27-83	W	93	80	home, Carmichael	11/- DES

3-11-83	W	105	79	Atlanta, Omni, ACC	5/- DES
2-1-84	W	97	75	Greensboro Coliseum	1/- DES
2-26-84	W	82	71	away, Littlejohn Coliseum	1/- DES
3-9-84	W	78	66	Greensboro Coliseum, ACC	1/- DES
1-30-85	L	50	52	away, Littlejohn Coliseum	11/- DES
2-23-85	W	84	50	home, Carmichael	13/- DES
2-1-86	W	85	67	home, Smith Center	1/- DES
2-12-86	W	79	64	away, Littlejohn Coliseum	1/- DES
1-28-87	W	108	99	away, Littlejohn Coliseum	1/14 DES
2-21-87	W	96	80	home, Smith Center	3/10 DES
2-4-88	W	88	64	away, Littlejohn Coliseum	8/- DES
2-28-88	W	88	52	home, Smith Center	9/- DES
2-1-89	L	82	85	away, Littlejohn Coliseum	3/- DES
2-25-89	W	100	86	home, Smith Center	5/- DES
1-27-90	W	83	60	home, Smith Center	— DES
2-24-90	L	61	69	away, Littlejohn Coliseum	-/23 DES
1-31-91	W	90	77	away, Littlejohn Coliseum	9/- DES
2-23-91	W	73	57	home, Smith Center	6/- DES
3-8-91	W	67	59	Charlotte Coliseum, ACC	7/- DES
1-9-92	W	103	69	home, Smith Center	8/- DES
2-15-92	W	80	72	away, Littlejohn Coliseum	6/- DES
1-16-93	W	82	72	away, Littlejohn Coliseum	5/- DES
2-17-93	W	80	67	home, Smith Center	3/- DES
1-15-94	W	106	62	home, Smith Center	1/- DES
2-17-94	L	69	77	away, Littlejohn Coliseum	2/- DES
1-14-95	W	83	66	away, Littlejohn Coliseum	4/18 DES
2-16-95	W	66	39	home, Smith Center	2/- DES
3-10-95	W	78	62	Greensboro Coliseum, ACC	4/- DES
1-14-96	W	86	53	home, Smith Center	10/16 DES
2-14-96	W	53	48	away, Littlejohn Coliseum	17/- DES
3-8-96	L	73	75	Greensboro Coliseum, ACC	20/- DES
1-26-97	W	61	48	home, Smith Center	19/2 DES
2-26-97	W	76	69	away, Littlejohn Coliseum	8/12 DES
1-3-98	W	73	70	away, Littlejohn Coliseum	1/21 BG
1-28-98	W	88	79	home, Smith Center	2/- BG
1-2-99	W	69	53	home, Smith Center	9/14 BG
2-4-99	L	63	78	away, Littlejohn Coliseum	12/- BG
1-6-00	W	65	45	home, Smith Center	11/- BG
2-6-00	W	73	60	away, Littlejohn Coliseum	— BG
1-17-01	W	92	65	home, Smith Center	6/- MD
2-18-01	L	65	75	away, Littlejohn Coliseum	1/- MD
3-9-01	W	99	81	Atlanta, Georgia Dome, ACC	6/- MD
1-27-02	W	87	69	away, Littlejohn Coliseum	— MD
2-27-02	W	96	78	home, Smith Center	— MD
1-14-03	W	68	66	home, Smith Center	— MD
2-15-03	L	77	80	away, Littlejohn Coliseum	— MD
1-31-04	L	72	81	away, Littlejohn Coliseum	12/- RW
3-2-04	W	69	53	home, Smith Center	14/- RW
1-19-05	W	77	58	away, Littlejohn Coliseum	6/- RW
2-19-05	W	88	56	home, Smith Center	4/- RW
3-11-05	W	88	81	Washington DC, MCI Center, ACC	2/- RW
2-4-06	W	76	61	home, Smith Center	— RW
1-17-07	W	77	55	away, Littlejohn Coliseum	4/19 RW
1-6-08	W (ot)	90	88	away, Littlejohn Coliseum	1/19 RW
2-10-08	W (2ot)	103	93	home, Smith Center	3/- RW
3-16-08	W	86	81	Charlotte Coliseum, ACC	1/22 RW
1-21-09	W	94	70	home, Smith Center	5/10 RW
1-13-10	L	64	83	away, Littlejohn Coliseum	12/24 RW
1-18-11	W	75	65	home, Smith Center	— RW
2-12-11	W	64	62	away, Littlejohn Coliseum	20/- RW
3-12-11	W (ot)	92	87	Greensboro Coliseum, ACC	6/- RW
2-18-12	W	74	52	home, Smith Center	8/- RW
2-28-13	W	68	59	away, Littlejohn Coliseum	— RW
1-26-14	W	80	61	home, Smith Center	— RW
1-5-15	W	74	50	away, Littlejohn Coliseum	19/- RW
12-30-15	W	80	69	home, Smith Center	7/- RW
1-3-17	W (ot)	89	86	away, Littlejohn Coliseum	14/- RW
1-16-18	W	87	79	home, Smith Center	15/20 RW
1-30-18	L	78	82	away, Littlejohn Coliseum	19/20 RW
3-2-19	W	81	79	away, Littlejohn Coliseum	5/- RW
1-11-20	L (ot)	76	79	home, Smith Center	— RW

(individual series highs may be found on pages 144, 147 and 149)

**UNC at home**— 59-1 (28-1 at Smith Center, 13-0 at Carmichael Auditorium, 14-0 at Woollen Gymnasium, 4-0 at Indoor Athletic Court); **UNC on the road**— 40-17 (29-14 at Littlejohn Coliseum, 11-3 at Clemson Fieldhouse); **UNC at neutral sites**— 34-4 (17-2 in Charlotte, 8-1 in Greensboro, 3-0 in Atlanta, 4-1 in Raleigh, 1-0 in Landover, 1-0 in Washington, D.C.); **Dean Smith vs. Clemson**— 68-13; **Bill Guthridge vs. Clemson**— 5-1; **Matt Doherty vs. Clemson**— 5-2; **Roy Williams vs. Clemson**— 21-4; **UNC in Overtime**— 8-3; **UNC Largest Win**— 44 (110-66, 1969-70; 106-62, 1993-94); **UNC Largest Loss**— 20 (73-93, 1976-77); **UNC Most Points**— 115 (1967-68)



**CLEVELAND STATE (UNC 3-0)**

Date	W-L	NC	CC	Site	Rank	Coach
11-29-03	W	82	76	away, Convocation Center	9/-	RW
12-30-04	W	107	64	home, Smith Center	4/-	RW
11-22-05	W	112	55	home, Smith Center	—	RW

**COASTAL CAROLINA (UNC 1-0)**

Date	W-L	NC	CC	Site	Rank	Coach
12-30-03	W	105	72	home, Smith Center	9/-	RW

**COLLEGE OF CHARLESTON (UNC 4-3)**

Date	W-L	NC	CC	Site	Rank	Coach
12-5-98	L	64	66	Charlotte Coliseum, Food Lion Classic	3/-	BG
12-3-99	W	72	54	Charlotte Coliseum, Food Lion Classic	2/-	BG
12-30-00	W	64	60	Charlotte Coliseum, Food Lion Classic	14/-	MD
12-21-01	L	60	66	Charlotte Coliseum, Tour. of Cham.	—	MD
1-7-09	W	108	70	home, Smith Center	3/-	RW
1-4-10	L (ot)	79	82	away, Carolina First Arena	9/-	RW
11-28-10	W	74	69	home, Smith Center	25/-	RW

**UNC Bests vs. College of Charleston**

**Points:** 29 by Joseph Forte, 12/30/2000 in Charlotte

**3FG:** 3 by Will Johnson and Melvin Scott, 12/21/01 in Charlotte

**Rebounds:** 16 by Ed Davis, 1/4/10

**Assists:** 8 by Ty Lawson, 1/7/09

**Blocked Shots:** 7 by Brendan Haywood, 12/3/99 in Charlotte

**Steals:** 3 by Ademola Okulaja, 12/5/98 in Charlotte; by Melvin Scott, 12/21/01 in Charlotte; by John Henson, 1/4/10

**COLORADO (UNC 3-0)**

Date	W-L	NC	UC	Site	Rank	Coach
12-30-89	W	106	101	Denver, McNichols, Mile High Classic	24/-	DES
1-4-92	W	85	64	home, Smith Center	8/-	DES
3-15-97	W	73	56	Winston-Salem, LJVM, NCAAe	4/24	DES

**COLORADO STATE (UNC 1-1)**

Date	W-L	NC	CSU	Site	Rank	Coach
12-29-89	L	67	78	Denver, McNichols, Mile High Classic	24/-	DES
12-9-93	W	89	66	home, Smith Center	2/-	DES

**COLUMBIA (UNC 2-0)**

Date	W-L	NC	CU	Site	Rank	Coach
12-29-51	W	61	60	Raleigh, Reynolds, Dixie Classic	—	TS
12-19-66	W	98	66	Tampa Invitational	6/-	DES

**CONNECTICUT (UNC 5-1)**

Date	W-L	NC	UC	Site	Rank	Coach
12-6-90	W	79	64	home, Smith Center, ACC/Big East	10/14	DES
3-21-98	W	75	64	Greensboro Coliseum, NCAAe	1/6	BG
1-19-02	L	54	86	away, Gampel Pavilion, Storrs	—	MD
1-18-03	W	68	65	home, Smith Center	-/6	MD
1-17-04	W	86	83	home, Smith Center	9/1	RW
2-13-05	W	77	70	away, Hartford Civic Center	2/19	RW

**UNC Bests vs. Connecticut**

**Points:** 27 by Rashad McCants, 1/18/03; by McCants, 1/17/04

**3FG:** 4 by Rashad McCants, 1/18/03

**Rebounds:** 14 by George Lynch, 12/6/90

**Assists:** 10 by Raymond Felton, 2/13/05

**Blocked Shots:** 3 by Jawad Williams, 1/19/02

**Steals:** 5 by Raymond Felton and Jackie Manuel, 2/13/05

**Most UConn Points vs. UNC:** 29 by Caron Butler, 1/19/02; by Emeka Okafor, 1/17/04

**CORNELL (UNC 3-0)**

Date	W-L	NC	CU	Site	Rank	Coach
1-3-91	W	108	64	away, Newman Arena	7/-	DES
12-1-91	W	109	66	home, Smith Center	6/-	DES
1-4-93	W	98	60	home, Smith Center	5/-	DES

**CREIGHTON (UNC 3-0)**

Date	W-L	NC	CU	Site	Rank	Coach
12-19-60	W	72	64	away, Omaha Civic Auditorium	5/-	FM
12-12-70	W	106	86	Charlotte Coliseum	—	DES
3-18-12	W	87	73	Greensboro Coliseum, NCAAmw	4/-	RW

**DARTMOUTH (UNC 6-1)**

Date	W-L	NC	DC	Site	Rank	Coach
3-22-41	L	59	60	Madison, Wis., NCAAe	—	BL
12-21-56	W	89	61	Boston Garden	3/-	FM
12-5-72	W	128	86	Greensboro Coliseum	—	DES
12-29-78	W	86	67	Rochester, War Mem., Kodak Classic	5/-	DES
12-21-83	W	103	58	home, Carmichael	1/-	DES
12-16-95	W	96	66	home, Smith Center	10/-	DES
12-19-98	W	82	68	home, Smith Center	7/-	BG

**DAVIDSON (UNC 67-11)**

Date	W-L	NC	DC	Site	Rank	Coach
2-7-11	W	27	25	home, Bynum Gym	—	NC
2-3-13	W	42	8	home, Bynum Gym	—	NC
2-16-16	W	20	14	Statesville	—	CD
2-25-16	W	31	21	home, Bynum Gym	—	CD
2-2-17	L	31	36	home, Bynum Gym	—	HP
2-28-18	W	28	22	home, Bynum Gym	—	HP
3-1-19	W	40	12	away, Alumni Gym	—	none
1-16-20	L	20	31	away, Alumni Gym	—	FB
1-29-20	W	23	22	home, Bynum Gym	—	FB
2-18-21	W	37	20	home, Bynum Gym	—	FB
1-19-24	W	37	27	Charlotte, City Auditorium	—	NS
1-17-25	W	44	13	home, Indoor Athletic Court	—	MM
2-23-26	W	53	18	home, Indoor Athletic Court	—	HS
1-12-29	W	34	21	Charlotte, Central High	—	JA
2-22-29	W	45	7	home, Indoor Athletic Court	—	JA
1-11-30	L	20	22	Charlotte, Central High	—	JA
2-24-30	W	19	10	home, Indoor Athletic Court	—	JA
1-10-31	L	17	18	Charlotte, Armory Auditorium	—	JA
2-12-31	L	28	30	home, Indoor Athletic Court	—	JA
1-9-32	W	45	29	Charlotte, Central High	—	JA
2-11-32	W	32	28	home, Indoor Athletic Court	—	GS
1-7-33	W	56	18	Charlotte, Central High	—	GS
2-16-33	W	39	26	home, Indoor Athletic Court	—	GS
1-6-34	W	38	23	Charlotte, Central High	—	GS
2-13-34	W	39	25	home, Indoor Athletic Court	—	GS
1-5-35	W	36	26	Charlotte, Central High	—	GS
2-13-35	W	38	26	home, Indoor Athletic Court	—	GS
1-4-36	W	45	27	Charlotte, Central High	—	WS
2-29-36	W	31	16	home, Indoor Athletic Court	—	WS
1-9-37	L (ot)	33	35	Charlotte, Central High	—	WS
2-2-37	W	34	20	home, Indoor Athletic Court	—	WS
1-8-38	W	37	35	Charlotte, Armory Auditorium	—	WS
2-9-38	W	41	30	home, Indoor Athletic Court	—	WS
1-7-39	L	39	46	Charlotte, Armory Auditorium	—	WS
2-7-39	W	35	28	home, Woollen Gym	—	WS
1-6-40	W	55	47	Charlotte, Armory Auditorium	—	BL
2-7-40	W	41	28	home, Woollen Gym	—	BL
2-4-41	W	38	30	home, Woollen Gym	—	BL
2-22-41	W	39	31	Winston-Salem	—	BL
12-13-41	W	37	22	Charlotte, Armory Auditorium	—	BL
2-3-42	W	45	38	home, Woollen Gym	—	BL
2-1-43	L	41	57	Charlotte, Central High	—	BL
2-12-43	W	50	27	home, Woollen Gym	—	BL
1-8-44	W	43	37	Charlotte, Armory Auditorium	—	BL
2-8-44	W	43	40	home, Woollen Gym	—	BL
1-10-45	W	47	32	Charlotte, Armory Auditorium	—	BC
2-7-45	W	89	20	home, Woollen Gym	—	BC
12-15-45	W	63	31	home, Woollen Gym	—	BC
1-15-46	W	58	30	away, Alumni Gym	—	BC
2-8-47	W	55	46	home, Woollen Gym	—	TS
2-18-47	W	46	38	Charlotte, Armory Auditorium	—	TS
1-30-48	W	50	42	home, Woollen Gym	—	TS
2-24-48	W	52	45	Charlotte, Armory Auditorium	—	TS
1-28-49	L	37	47	home, Woollen Gym	—	TS
2-22-49	W	53	52	Charlotte, Armory Auditorium	—	TS
1-7-50	W	63	53	away, Johnston Gym	—	TS
1-28-50	W	67	54	home, Woollen Gym	—	TS
12-9-50	W	72	69	away, Johnston Gym	—	TS
1-13-51	W	56	53	home, Woollen Gym	—	TS
1-14-52	W	78	77	home, Woollen Gym	—	TS
2-18-52	L (ot)	71	76	away, Johnston Gym	—	TS
1-13-53	W	71	60	home, Woollen Gym	—	FM
1-30-53	W	73	52	away, Johnston Gym	—	FM
1-11-54	W	70	54	away, Johnston Gym	—	FM
2-16-54	W	89	69	home, Woollen Gym	—	DES
3-16-68	W	70	66	Raleigh, Reynolds, NCAAe	4/8	DES
3-15-69	W	87	85	College Park, Cole FH, NCAAe	4/5	DES
11-20-01	L	54	58	home, Smith Center	—	MD
1-8-03	W	79	64	home, Smith Center	—	MD
11-24-03	W	91	68	away, Charlotte Coliseum	9/-	RW
1-3-06	W	82	58	home, Smith Center	25/-	RW
11-14-07	W	72	68	away, Bobcats Arena, Charlotte	1/-	RW
12-21-13	W (ot)	97	85	home, Smith Center	14/-	RW
11-22-14	W	90	72	away, TWC Arena, Charlotte	6/-	RW
12-6-15	W	98	65	home, Smith Center	9/-	RW
12-7-16	W	83	74	home, Smith Center	7/-	RW
12-1-17	W	85	75	away, Spectrum Center	13/-	RW
12-29-18	W	82	60	home, Smith Center	14/-	RW

**UNC at home—** 38-4 (6-1 Smith Center, 11-1 Carmichael Auditorium, 15-1 Woollen Gymnasium, 6-1 Bynum Gymnasium); **UNC vs. Davidson at Bobcat Arena/TWC Arena/Spectrum Center—** 3-0; **UNC vs. Davidson in Charlotte—** 13-1

**UNC Bests vs. Davidson****Points:** 32 by Charlie Scott, 3/15/69 in College Park, Md.^**3FG:** 7 by Justin Jackson, 12/7/16**Rebounds:** 17 by Rusty Clark, 3/16/68 in Raleigh^; by Luke Maye, 12/1/17 in Charlotte**Assists:** 12 by Raymond Felton, 12/24/03 in Charlotte**Blocked Shots:** 4 by Reyshawn Terry, 1/3/06; by J.P. Tokoto, 12/21/13**Steals:** 5 by J.P. Tokoto, 12/21/13**DAYTON (UNC 1-2)**

Date	W-L	NC	UD	Site	Rank	Coach
3-24-67	L	62	76	Louisville, Freedom Hall, NCAA FF	4/-	DES
12-31-06	W	81	51	home, Smith Center	2/-	RW
4-1-10	L	68	79	New York, MSG, NIT	—	RW

**DEPAUL (UNC 4-1)**

Date	W-L	NC	DU	Site	Rank	Coach
12-21-46	L	53	60	away	—	TS
1-5-89	W	87	67	away, Horizon Center	6/-	DES
12-16-89	W	70	51	home, Smith Center	—	DES
12-29-90	W	90	75	Orlando Arena, Red Lobster Classic	7/-	DES
3-18-03	W	83	72	home, Smith Center, NIT	—	MD

**DETROIT MERCY (UNC 3-0)**

Date	W-L	NC	UDM	Site	Rank	Coach
2-4-76	W	91	76	away, UD Memorial Building	4/-	DES
12-4-78	W	93	76	home, Carmichael	14/-	DES
12-15-79	W	90	72	home, Carmichael	8/-	DES

**DRAKE (UNC 0-1)**

Date	W-L	NC	DU	Site	Rank	Coach
3-22-69	L	84	104	Louisville, Freedom Hall, NCAA FF	4/11	DES

**DUKE (UNC 139-114)**

Date	W-L	NC	DU	Site	Rank	Coach
1-24-20	W	36	25	away, Angier B. Duke Gymnasium	—	FB
3-1-20	L	18	19	home, Bynum Gym	—	FB
1-26-21	L	22	25	away, Angier B. Duke Gymnasium	—	FB
2-23-21	W	41	19	home, Bynum Gym	—	FB
3-5-21	W	55	18	Raleigh, Raleigh Auditorium	—	FB
2-4-22	W	38	22	home, Bynum Gym	—	none
3-7-22	W	29	23	away, Angier B. Duke Gymnasium	—	none
2-3-23	W	20	19	away, Angier B. Duke Gymnasium	—	none
2-17-23	W	36	22	home, Bynum Gym	—	none
1-31-24	W	31	20	home, Indoor Athletic Court	—	NS
2-19-24	W	23	20	away, Alumni Memorial Gymnasium	—	NS
1-24-25	W	25	21	away, Alumni Memorial Gymnasium	—	MM
2-14-25	W	34	18	home, Indoor Athletic Court	—	MM
1-13-26	W	38	20	home, Indoor Athletic Court	—	HS
2-20-26	W	44	21	away, Alumni Memorial Gymnasium	—	HS
1-31-27	W	40	33	away, Alumni Memorial Gymnasium	—	JA
2-22-27	W	37	21	home, Indoor Athletic Court	—	JA
2-4-28	W	27	23	home, Indoor Athletic Court	—	JA
2-11-28	W	32	23	away, Alumni Memorial Gymnasium	—	JA
2-2-29	L	20	36	away, Alumni Memorial Gymnasium	—	JA
2-16-29	W	27	24	home, Indoor Athletic Court	—	JA
3-2-29	L	17	34	Atlanta, Municipal Auditorium, SoCon	—	JA
2-1-30	L	14	35	home, Indoor Athletic Court	—	JA
2-15-30	L	36	37	away, Card Gym	—	JA
1-31-31	L	18	30	away, Card Gym	—	JA
2-14-31	L	23	34	home, Indoor Athletic Court	—	JA
1-30-32	W	37	20	home, Indoor Athletic Court	—	GS
2-13-32	L	18	24	away, Card Gym	—	GS
1-31-33	L	32	36	away, Card Gym	—	GS
2-11-33	L	24	31	home, Indoor Athletic Court	—	GS
2-3-34	W	25	21	home, Indoor Athletic Court	—	GS
2-16-34	W	30	25	away, Card Gym	—	GS
3-2-34	L	18	22	Raleigh, Mem. Auditorium, SoCon	—	GS
2-6-35	L	27	33	away, Card Gym	—	GS
2-16-35	W	24	20	home, Indoor Athletic Court	—	GS
2-6-36	L (ot)	34	36	home, Indoor Athletic Court	—	WS
2-21-36	W	30	28	away, Card Gym	—	WS
2-12-37	W	41	35	home, Indoor Athletic Court	—	WS
2-25-37	W	37	32	away, Card Gym	—	WS
3-4-37	W	34	30	Raleigh, Mem. Auditorium, SoCon	—	WS
2-12-38	W	34	24	home, Indoor Athletic Court	—	WS
2-25-38	L	33	39	away, Card Gym	—	WS
2-10-39	W	37	32	home, Woollen Gym	—	WS
2-24-39	L	38	41	away, Card Gym	—	WS
2-10-40	L	44	50	home, Woollen Gym	—	BL
2-23-40	W	31	27	away, Duke Indoor Stadium	—	BL
3-2-40	W	39	23	Raleigh, Mem. Auditorium, SoCon	—	BL
2-7-41	W	51	33	home, Woollen Gym	—	BL
2-20-41	L	33	35	away, Duke Indoor Stadium	—	BL
2-27-41	L	37	38	Raleigh, Mem. Auditorium, SoCon	—	BL
2-7-42	L	40	52	home, Woollen Gym	—	BL
2-27-42	L (ot)	40	41	away, Duke Indoor Stadium	—	BL

2-6-43	L	39	51	home, Woollen Gym	—	BL
2-26-43	L	24	43	away, Duke Indoor Stadium	—	BL
1-18-44	W	37	33	away, Duke Indoor Stadium	—	BL
2-5-44	L	40	41	home, Woollen Gym	—	BL
2-10-44	W	39	30	away, Duke Indoor Stadium	—	BL
2-26-44	L	27	43	Raleigh, Mem. Auditorium, SoCon	—	BL
1-20-45	L	41	50	home, Woollen Gym	—	BC
2-14-45	W	50	38	away, Duke Indoor Stadium	—	BC
2-24-45	W	49	38	Raleigh, Mem. Auditorium, SoCon	—	BC
1-9-46	L (ot)	46	51	home, Woollen Gym	—	BC
2-16-46	W	54	44	away, Duke Indoor Stadium	—	BC
2-11-47	W	49	28	home, Woollen Gym	—	TS
2-28-47	W	57	47	away, Duke Indoor Stadium	—	TS
2-7-48	W	48	42	home, Woollen Gym	—	TS
2-27-48	L	45	56	away, Duke Indoor Stadium	—	TS
2-5-49	W	64	34	home, Woollen Gym	—	TS
2-25-49	W	64	40	away, Duke Indoor Stadium	—	TS
12-29-49	W	59	52	Raleigh, Reynolds, Dixie Classic	—	TS
2-17-50	W	58	55	home, Woollen Gym	—	TS
2-24-50	W	64	46	away, Duke Indoor Stadium	—	TS
12-29-50	L	63	71	Raleigh, Reynolds, Dixie Classic	—	TS
2-2-51	W	71	68	home, Woollen Gym	—	TS
2-23-51	L	72	84	away, Duke Indoor Stadium	—	TS
12-5-51	L	59	77	away, Duke Indoor Stadium	—	TS
2-2-52	L	66	73	home, Woollen Gym	—	TS
2-29-52	L	64	94	away, Duke Indoor Stadium	—	TS
2-6-53	L	89	95	home, Woollen Gym	—	FM
2-27-53	L	58	83	away, Duke Indoor Stadium	—	FM
2-4-54	L	47	63	away, Duke Indoor Stadium	-/8	FM
2-20-54	L	63	67	home, Woollen Gym	-/14	FM
12-29-54	W	65	52	Raleigh, Reynolds, Dixie Classic	-/18	FM
2-4-55	L	68	91	home, Woollen Gym	—	FM
2-25-55	L	74	96	away, Duke Indoor Stadium	—	FM
12-30-55	W	74	64	Raleigh, Reynolds, Dixie Classic	4/8	FM
2-4-56	L	59	64	away, Duke Indoor Stadium	9/10	FM
2-24-56	W	73	65	home, Woollen Gym	9/11	FM
12-28-56	W	87	71	Raleigh, Reynolds, Dixie Classic	2/9	FM
2-9-57	W	75	73	home, Woollen Gym	1/-	FM
3-1-57	W	86	72	away, Duke Indoor Stadium	1/-	FM
12-27-57	W	76	62	Raleigh, Reynolds, Dixie Classic	4/-	FM
2-8-58	L	75	91	home, Woollen Gym	7/13	FM
2-28-58	L	46	59	away, Duke Indoor Stadium	9/6	FM
2-6-59	W	89	80	away, Duke Indoor Stadium	2/-	FM
2-28-59	W	72	62	home, Woollen Gym	3/-	FM
3-6-59	W	74	71	Raleigh, Reynolds, ACC	5/-	FM
12-29-59	W	75	53	Raleigh, Reynolds, Dixie Classic	-/18	FM
2-13-60	W	84	57	home, Woollen Gym	13/-	FM
2-27-60	W	75	50	away, Duke Indoor Stadium	—	FM
3-4-60	L	69	71	Raleigh, Reynolds, ACC	16/-	FM
12-31-60	W	76	71	Raleigh, Reynolds, Dixie Classic	11/6	FM
2-4-61	L	77	81	away, Duke Indoor Stadium	5/4	FM
2-25-61	W (ot)	69	66	home, Woollen Gym	7/6	FM
2-3-62	L	57	79	away, Duke Indoor Stadium	-/6	DES
2-24-62	L	74	82	home, Woollen Gym	-/8	DES
2-2-63	L	69	77	home, Woollen Gym	-/3	DES
2-23-63	L	93	106	away, Duke Indoor Stadium	-/2	DES
1-11-64	L	64	84	away, Duke Indoor Stadium	-/9	DES
2-29-64	L	69	104	home, Woollen Gym	-/4	DES
3-6-64	L	49	65	Raleigh, Reynolds, ACC	-/4	DES
1-9-65	W	65	62	away, Duke Indoor Stadium	-/8	DES
2-27-65	W	71	66	home, Woollen Gym	-/5	DES
1-8-66	L	77	88	home, Carmichael	-/1	DES
2-26-66	L	63	77	away, Duke Indoor Stadium	-/2	DES
3-4-66	L	20	21	Raleigh, Reynolds, ACC	-/2	DES
1-7-67	W	59	56	away, Duke Indoor Stadium	3/-	DES
3-4-67	W	92	79	home, Carmichael	3/-	DES
3-11-67	W	82	73	Greensboro Coliseum, ACC	4/-	DES
1-6-68	W	75	72	home, Carmichael	3/-	DES
3-2-68	L (3ot)	86	87	away, Duke Indoor Stadium	3/10	DES
1-4-69	W	94	70	home, Carmichael	4/-	DES
3-1-69	L	81	87	away, Duke Indoor Stadium	2/-	DES
3-8-69	W	85	74	Charlotte Coliseum, ACC	4/-	DES
1-10-70	W	86	78	home, Carmichael	4/19	DES
2-28-70	L	83	91	away, Duke Indoor Stadium	19/-	DES
12-19-70	W	83	81	Greensboro, Big Four	20/-	DES
1-9-71	W	79	74	home, Carmichael	20/-	DES
3-6-71	L	83	92	away, Duke Indoor Stadium	12/-	DES
3-25-71	W	73	67	New York, MSG, NIT	13/-	DES
1-22-72	L	74	76	away, Cameron Indoor Stadium	3/-	DES
3-4-72	W	93	69	home, Carmichael	3/-	DES
3-10-72	W	63	48	Greensboro Coliseum, ACC	3/-	DES
12-15-72	W	91	86	Greensboro Coliseum, Big Four	11/-	DES
1-20-73	W	82	71	home, Carmichael	4/-	DES
3-3-73	W	72	70	away, Cameron Indoor Stadium	7/-	DES
1-5-74	W	84	75	Greensboro Coliseum, Big Four	4/-	DES
1-19-74	W	73	71	away, Cameron Indoor Stadium	5/-	DES

3-2-74	W (ot)	96	92	home, Carmichael	4/-	DES
1-3-75	L (ot)	96	99	Greensboro Coliseum, Big Four	8/-	DES
2-12-75	W	78	70	home, Carmichael	11/-	DES
3-1-75	W	74	70	away, Cameron Indoor Stadium	14/-	DES
1-3-76	W	77	74	Greensboro Coliseum, Big Four	3/-	DES
1-17-76	W	89	87	away, Cameron Indoor Stadium	7/-	DES
2-28-76	W	91	71	home, Carmichael	4/-	DES
1-15-77	W	77	68	home, Carmichael	5/-	DES
2-26-77	W	84	71	away, Cameron Indoor Stadium	9/-	DES
12-2-77	W	79	66	Greensboro Coliseum, Big Four	2/-	DES
1-14-78	L	84	92	away, Cameron Indoor Stadium	2/-	DES
2-25-78	W	87	83	home, Carmichael	8/13	DES
12-2-78	L	68	78	Greensboro Coliseum, Big Four	14/1	DES
1-13-79	W	74	68	home, Carmichael	3/7	DES
2-24-79	L	40	47	away, Cameron Indoor Stadium	4/6	DES
3-3-79	W	71	63	Greensboro Coliseum, ACC	7/5	DES
12-1-79	L	74	86	Greensboro, Big Four	6/3	DES
1-12-80	W	82	67	away, Cameron Indoor Stadium	15/1	DES
2-23-80	W	96	71	home, Carmichael	8/17	DES
2-29-80	L	61	75	Greensboro Coliseum, ACC	10/-	DES
12-5-80	W	78	76	Greensboro Coliseum, Big Four	10/-	DES
1-17-81	W	80	65	home, Carmichael	17/-	DES
2-28-81	L (ot)	65	66	away, Cameron Indoor Stadium	11/-	DES
1-16-82	W	73	63	away, Cameron Indoor Stadium	1/-	DES
2-27-82	W	84	66	home, Carmichael	2/-	DES
1-22-83	W	103	82	home, Carmichael	3/-	DES
3-5-83	W	105	81	away, Cameron Indoor Stadium	8/-	DES
1-21-84	W	78	73	away, Cameron Indoor Stadium	1/-	DES
3-3-84	W (2ot)	96	83	home, Carmichael	1/15	DES
3-10-84	L	75	77	Greensboro Coliseum, ACC	1/16	DES
1-19-85	L	77	93	home, Carmichael	6/2	DES
3-2-85	W	78	68	away, Cameron Indoor Stadium	8/5	DES
1-18-86	W	95	92	home, Smith Center	1/3	DES
3-2-86	L	74	82	away, Cameron Indoor Stadium	3/1	DES
1-10-87	W	85	77	away, Cameron Indoor Stadium	3/17	DES
2-26-87	W	77	71	home, Smith Center	2/17	DES
1-21-88	L	69	70	home, Smith Center	2/9	DES
3-6-88	L	81	96	away, Cameron Indoor Stadium	6/9	DES
3-13-88	L	61	65	Greensboro Coliseum, ACC	9/8	DES
1-18-89	W	91	71	away, Cameron Indoor Stadium	13/1	DES
3-5-89	L	86	88	home, Smith Center	5/9	DES
3-12-89	W	77	74	Atlanta, Omni, ACC	9/7	DES
1-17-90	W	79	60	home, Smith Center	-/8	DES
3-4-90	W	87	75	away, Cameron Indoor Stadium	-/5	DES
1-19-91	L	60	74	away, Cameron Indoor Stadium	5/12	DES
3-3-91	L	77	83	home, Smith Center	4/8	DES
3-10-91	W	96	74	Charlotte Coliseum, ACC	7/6	DES
2-5-92	W	75	73	home, Smith Center	9/1	DES
3-8-92	L	77	89	away, Cameron Indoor Stadium	16/1	DES
3-15-92	L	74	94	Charlotte Coliseum, ACC	20/1	DES
2-3-93	L	67	81	away, Cameron Indoor Stadium	6/5	DES
3-7-93	W	83	69	home, Smith Center	1/6	DES
2-3-94	W	89	78	home, Smith Center	2/1	DES
3-5-94	W	87	77	away, Cameron Indoor Stadium	5/2	DES
2-2-95	W (2ot)	102	100	away, Cameron Indoor Stadium	2/-	DES
3-4-95	W	99	86	home, Smith Center	2/-	DES
1-31-96	W	73	72	home, Smith Center	8/-	DES
3-3-96	W	84	78	away, Cameron Indoor Stadium	19/-	DES
1-29-97	L	73	80	away, Cameron Indoor Stadium	19/12	DES
3-2-97	W	91	85	home, Smith Center	8/7	DES
2-5-98	W	97	73	home, Smith Center	2/1	BG
2-28-98	L	75	77	away, Cameron Indoor Stadium	3/1	BG
3-8-98	W	83	68	Greensboro Coliseum, ACC	4/1	BG
1-27-99	L	77	89	away, Cameron Indoor Stadium	10/2	BG
2-27-99	L	61	81	home, Smith Center	14/1	BG
3-7-99	L	73	96	Charlotte Coliseum, ACC	15/1	BG
2-3-00	L (ot)	86	90	home, Smith Center	-/3	BG
3-4-00	L	76	90	away, Cameron Indoor Stadium	-/4	BG
2-1-01	W	85	83	away, Cameron Indoor Stadium	4/2	MD</



1-23-24	W	60	13	home, Indoor Athletic Court	—	NS
1-27-26	W	40	25	home, Indoor Athletic Court	—	HS
1-3-35	W	34	21	home, Indoor Athletic Court	—	GS
12-8-47	W	74	22	home, Woollen Gym	—	TS
12-6-48	W	66	32	home, Woollen Gym	—	TS
12-1-49	W	57	39	home, Woollen Gym	—	TS
12-2-50	W	57	48	away, Alumni Gym	—	TS
12-29-11	W	100	62	home, Smith Center	5/-	RW
11-9-18	W	116	67	away, Schar Center	8/-	RW
11-20-20	W	75	61	home, Smith Center, Battle 4 Atlantis	5/-	RW

#### Elon Bests vs. UNC

**Points:** 22 by Armando Bacot, 11/20/19

**3FG:** 2 by Kendall Marshall, 12/29/11; by Cameron Johnson, Nassir Little and Coby White, 11/9/18; by Leaky Black, 11/20/19

**Rebounds:** 14 by Armando Bacot, 11/20/19

**Assists:** 8 by Kendall Marshall, 12/29/11; by Cole Anthony, 11/20/19

**Blocked Shots:** 3 by Armando Bacot, 11/20/19

**Steals:** 3 by Kendall Marshall, 12/29/11; by Nassir Little and Garrison Brooks, 11/9/18

#### EMORY & HENRY (UNC 1-1)

Date	W-L	NC	E&HC	Site	Rank	Coach
2-5-1913	L	17	20	home, Bynum Gym	—	NC
1-31-1918	W	63	21	home, Bynum Gym	—	HP

#### EVANSVILLE (UNC 3-0)

Date	W-L	NC	EV	Site	Rank	Coach
12-18-09	W	91	73	home, Smith Center	1/-	RW
12-8-10	W	76	49	away, Roberts Stadium	—	RW
12-6-11	W	97	48	home, Smith Center	4/-	RW

#### FAIRFIELD (UNC 2-0)

Date	W-L	NC	FF	Site	Rank	Coach
3-13-97	W	82	74	Winston-Salem, LJVM, NCAAe	4/-	DES
11-15-15	W	92	65	home, Smith Center, CBE Classic	1/-	RW

#### FLORIDA (UNC 4-2)

Date	W-L	NC	UF	Site	Rank	Coach
2-9-23	W	59	14	home, Bynum Gym	—	none
2-13-26	W	42	6	home, Indoor Athletic Court	—	HS
12-21-64	L	54	73	away, Florida Gymnasium	—	DES
12-18-65	W	66	59	Charlotte Coliseum	—	DES
4-3-00	L	59	71	Indy, RCA Dome, Final Four	-13	BG
11-28-15	W	75	64	Battle 4 Atlantis, Bahamas	5/18	RW

#### UNC Bests vs. Florida

**Points:** 24 by Bobby Lewis, 12/18/65 in Charlotte

**3FG:** 3 by Joseph Forte, 4/1/2000 in Indianapolis^

**Rebounds:** 13 by Kennedy Meeks, 11/28/14 in The Bahamas

**Assists:** 8 by Ed Cota, 4/1/2000 in Indianapolis^

**Blocked Shots:** 3 by Brendan Haywood, 4/1/2000 in Indianapolis^

**Steals:** 4 by Justin Jackson, 11/28/14 in The Bahamas

**Most Florida Points vs. UNC:** 24 by Gary Keller, Dec. 21, 1964

#### FLORIDA ATLANTIC (UNC 2-0)

Date	W-L	NC	FAU	Site	Rank	Coach
12-19-06	W	105	52	home, Smith Center	2/-	RW
11-11-12	W	80	56	home, Smith Center, Maui Invitational	11/-	RW

#### FLORIDA GULF COAST (UNC 1-0)

Date	W-L	NC	UF	Site	Rank	Coach
3-17-16	W	83	67	Raleigh, PNC Arena, NCAAe	3/-	RW

#### FLORIDA INTERNATIONAL (UNC 2-0)

Date	W-L	NC	FIU	Site	Rank	Coach
11-16-98	W	65	44	home, Smith Center, preNIT	10/-	BG
11-09-09	W	88	72	home, Smith Ctr., Coaches vs. Cancer	6/-	RW

#### FLORIDA SOUTHERN (UNC 1-0)

Date	W-L	NC	FSC	Site	Rank	Coach
12-1-69	W	112	47	home, Carmichael	7/-	DES

#### FLORIDA STATE (UNC 50-14)

Date	W-L	NC	FSU	Site	Rank	Coach
12-16-65	W	115	80	home, Carmichael	—	DES
12-20-66	W	81	54	Tampa Invitational	6/-	DES
2-1-68	W	86	80	home, Carmichael	3/-	DES
2-8-69	W	100	82	Greensboro Coliseum	2/-	DES
12-13-69	W	86	75	Greensboro Coliseum	5/-	DES
2-22-71	W	70	61	home, Carmichael	8/-	DES
3-23-72	L	75	79	LA Sports Arena, NCAA FF	2/10	DES
2-17-73	W	91	79	New York, MSG	6/-	DES
2-16-74	W	104	85	Greensboro Coliseum	4/-	DES
1-5-85	W	78	69	Miami, Knight Center	9/-	DES
12-31-85	W	109	64	Charlotte Coliseum	1/-	DES

12-15-91	L	74	86	home, Smith Center	5/-	DES
2-27-92	L	96	110	away, Leon County Civic Center	10/22	DES
3-14-92	W	80	76	Charlotte Coliseum, ACC	20/18	DES
1-27-93	W	82	77	home, Smith Center	3/19	DES
2-27-93	W	86	76	away, Leon County Civic Center	3/6	DES
1-26-94	W	90	77	away, Leon County Civic Center	4/-	DES
2-26-94	W	78	75	home, Smith Center	4/-	DES
3-11-94	W	83	69	Charlotte Coliseum, ACC	4/-	DES
1-25-95	W	100	70	home, Smith Center	3/-	DES
2-25-95	W	80	78	away, Leon County Civic Center	3/-	DES
1-24-96	W	82	71	away, Leon County Civic Center	11/-	DES
2-24-96	L	80	84	home, Smith Center	17/-	DES
1-22-97	L	71	84	away, Leon County Civic Center	19/-	DES
2-6-97	W	90	62	home, Smith Center	20/-	DES
12-20-97	W	81	73	away, Leon County Civic Center	1/17	BG
1-24-98	W	103	55	home, Smith Center	2/20	BG
1-6-99	W	72	54	away, Leon County Civic Center	11/-	BG
2-7-99	W	98	64	home, Smith Center	12/-	BG
1-22-00	L	71	76	home, Smith Center	21/-	BG
2-23-00	W	70	67	away, Leon County Civic Center	—	BG
1-20-01	W	80	70	away, Leon County Civic Center	6/-	MD
2-22-01	W	95	67	home, Smith Center	2/-	MD
1-16-02	L	71	81	away, Leon County Civic Center	—	MD
2-17-02	W	95	85	home, Smith Center	—	MD
12-22-02	W	69	48	away, Leon County Civic Center	23/-	MD
2-8-03	W	61	60	home, Smith Center	—	MD
1-22-04	L (ot)	81	90	away, Leon County Civic Center	7/-	RW
2-21-04	W	78	71	home, Smith Center	16/-	RW
2-6-05	W	81	60	away, Leon County Civic Center	2/-	RW
3-3-05	W	91	76	home, Smith Center	2/-	RW
1-22-06	W	81	80	away, Leon County Civic Center	24/-	RW
1-7-07	W	84	58	home, Smith Center	2/-	RW
3-9-07	W	73	58	Tampa, STP Times Forum, ACC	8/-	RW
2-3-08	W (ot)	84	73	away, Leon County Civic Center	4/-	RW
3-4-08	W	90	77	home, Smith Center	1/-	RW
3-14-08	W	82	70	Charlotte Coliseum, ACC	1/-	RW
1-28-09	W	80	77	away, Leon County Civic Center	5/-	RW
3-14-09	L	70	73	Atlanta, Georgia Dome, ACC	1/22	RW
3-2-10	L	67	77	home, Smith Center	—	RW
2-6-11	W	89	69	home, Smith Center	23/-	RW
3-2-11	W	72	70	away, Leon County Civic Center	13/-	RW
1-14-12	L	57	90	away, Leon County Civic Center	3/-	RW
3-11-12	L	82	85	Atlanta, Philips Arena, ACC	4/17	RW
1-12-13	W	77	72	away, Leon County Civic Center	—	RW
3-3-13	W	79	58	home, Smith Center	—	RW
3-15-13	W	83	62	Greensboro Coliseum, ACC	—	RW
2-17-14	W	81	75	away, Leon County Civic Center	—	RW
1-24-15	W	78	74	home, Smith Center	15/-	RW
1-4-16	W	106	90	away, Tucker Center	6/-	RW
1-14-17	W	96	83	home, Smith Center	11/9	RW
1-3-18	L	80	81	away, Tucker Center	12/24	RW
2-23-19	W	77	59	home, Smith Center	8/16	RW
2-3-20	L	59	65	away, Tucker Center	-/8	RW

(individual series highs may be found on pages 144, 147 and 149)

**UNC at home—** 21-4 (18-4 at Smith Center, 3-0 at Carmichael Auditorium); **UNC on the road—** 17-7, all at Leon County Civic Center/Tucker Center; **UNC at neutral sites—** 12-3 (4-0 in Charlotte, 4-0 in Greensboro, 2-0 in Tampa, 1-0 in Miami, 1-0 in New York City, 0-2 in Atlanta, 0-1 in Los Angeles); **Dean Smith vs. FSU—** 20-5; **Bill Guthridge vs. FSU—** 5-1; **Matt Doherty vs. FSU—** 5-1; **Roy Williams vs. FSU—** 20-7; **UNC Largest Win—** 48 (103-55, 1997-98); **UNC Largest Loss—** 33 (57-90, 2011-12); **UNC Most Points—** 109 (1985-86)

#### FORDHAM (UNC 5-1)

Date	W-L	NC	FU	Site	Rank	Coach
1-4-41	L	41	42	away, Madison Square Garden	—	BL
1-10-42	W	34	25	home, Woollen Gym	—	BL
12-2-83	W	73	56	Stanford Invitational, Maples Pavilion	2/-	DES
11-25-84	W	81	65	Charlotte Coliseum	—	DES
1-9-86	W	92	68	New York, Madison Square Garden	1/-	DES
1-6-88	W (ot)	76	67	Greensboro Coliseum	4/-	DES

#### FURMAN (UNC 23-2)

Date	W-L	NC	FU	Site	Rank	Coach
1-12-31	W	23	16	home, Indoor Athletic Court	—	JA
1-12-32	W	37	16	home, Indoor Athletic Court	—	GS
1-29-49	W	61	44	home, Woollen Gym	—	GS
2-10-50	W	59	53	away, Textile Hall	—	TS
2-3-51	W	89	64	home, Woollen Gym	—	TS
12-3-51	W	100	57	away, Textile Hall	—	TS
2-9-52	W	68	53	home, Woollen Gym	—	TS
12-4-56	W	94	66	home, Woollen Gym	—	FM
12-12-57	W	91	74	Charlotte Coliseum	—	FM
12-27-66	W	101	56	Greensboro Coliseum	3/-	DES
1-8-72	W	118	66	home, Carmichael	3/-	DES
1-4-73	W	100	67	Charlotte Coliseum	9/-	DES

2-8-74	W	95	69	Charlotte Coliseum, North-South	4/-	DES
2-7-75	W	86	81	Charlotte Coliseum, North-South	12/-	DES
2-7-76	W	97	64	Charlotte Coliseum, North-South	4/-	DES
2-5-77	W	88	71	Charlotte Coliseum, North-South	13/-	DES
2-3-78	L	83	89	Charlotte Coliseum, North-South	6/-	DES
2-2-79	L	70	83	Charlotte Coliseum, North-South	4/-	DES
2-2-80	W	75	63	Charlotte Coliseum, North-South	11/-	DES
2-7-81	W	79	64	Charlotte Coliseum, North-South	7/-	DES
2-5-82	W	96	69	Charlotte Coliseum, North-South	2/-	DES
2-5-83	W	78	43	Charlotte Coliseum, North-South	1/-	DES
2-3-84	W	83	48	Charlotte Coliseum, North-South	1/-	DES
2-2-85	W	77	55	Charlotte Coliseum, North-South	11/-	DES
12-22-86	W	95	65	Charlotte Coliseum	4/-	DES

#### GARDNER-WEBB (UNC 5-0)

Date	W-L	NC	GW	Site	Rank	Coach
11-19-05	W	83	80	home, Smith Center	—	RW
11-19-06	W	103	50	home, Smith Center	2/-	RW
11-23-09	W	93	72	home, Smith Center	11/-	RW
11-9-12	W	76	59	home, Smith Center	11/-	RW
11-15-19	W	77	61	home, Smith Center	6/-	RW

#### GEORGE MASON (UNC 1-1)

Date	W-L	NC	GM	Site	Rank	Coach
12-7-04	W	115	81	home, Smith Center	10/-	RW
3-19-06	L	60	65	Dayton Arena, NCAAe	10/-	RW

#### GEORGETOWN (UNC 4-5)

Date	W-L	NC	GU	Site	Rank	Coach
2-9-20	L	27	36	away, Ryan Gymnasium	—	FB
2-4-21	L	22	38	away, Ryan Gymnasium	—	FB
11-29-80	W	83	71	Anchorage, Buckner Fieldhouse Great Alaska Shootout	13/16	DES
3-29-82	W	63	62	New Orleans Superdome, NCAA FF	1/6	DES
12-7-89	L	81	93	Meadowlands, ACC/Big East	17/3	DES
3-23-95	W	74	64	Birmingham, Jefferson CC, NCAAse	4/22	DES
11-23-99	W	85	79	Maui Invitational, Lahaina CC	4/-	BG
3-26-03	L	74	79	home, Smith Center, NIT	—	MD
3-25-07	L (ot)	84	96	Meadowlands, NCAAe	4/8	RW

#### UNC Bests vs. Georgetown

**Points:** 28 by James Worthy, 3/29/82 in New Orleans^

**3FG:** 4 by Donald Williams, 3/23/95 in Birmingham, Ala.^

**Rebounds:** 13 by James Worthy, 11/29/80 in Anchorage, Alaska

**Assists:** 11 by Raymond Felton, 3/26/03~

**Blocked Shots:** 6 by Rasheed Wallace, 3/23/95 in Birmingham, Ala.^

**Steals:** 5 by Kevin Madden, 12/7/89 in East Rutherford N.J.

**Most Georgetown Points vs. UNC:** 27 by Mark Tillmon, 12/7/89 in East Rutherford N.J.

#### GEORGE WASHINGTON (UNC 4-6)

Date	W-L	NC	GWU	Site	Rank	Coach
1-12-43	L	33	34	home, Woollen Gym	—	BL
1-10-49	L	41	64	home, Woollen Gym	—	TS
2-12-49	L	41	53	away	—	TS
12-9-49	L	44	54	home, Woollen Gym	—	TS
2-4-50	L	41	56	away	—	TS
1-19-51	L	71	76	away	—	TS
2-6-51	W	66	60	home, Woollen Gym	—	TS
12-12-56	W	82	55	Norfolk	—	FM
12-10-57	W	86	59	away	—	FM
12-3-93	W	87	62	Charlotte Coliseum, Diet Pepsi	4/22	DES

#### GEORGIA (UNC 13-5)

Date	W-L	NC	UG	Site	Rank	Coach
2-1-18	W	36	27	home, Bynum Gym	—	HP
2-27-22	W	33	25	Atlanta, Municipal Auditorium, SoCon	—	none
3-2-25	W	40	19	Atlanta, Municipal Auditorium, SoCon	—	MM
1-19-27	W	34	27	home, Indoor Athletic Court	—	JA
2-28-27	L	20	23	Atlanta, Municipal Auditorium, SoCon	—	JA
1-20-28	W	35	29	home, Indoor Athletic Court	—	JA
1-24-29	W	31	29	away, Woodruff Hall	—	JA
2-28-30	L	17	26	Atlanta, Municipal Auditorium, SoCon	—	JA
3-1-32	L	24	26	Atlanta, Municipal Auditorium, SoCon	—	GS
12-1-62	W	89	65	home, Woollen Gym	—	DES
12-18-63	W	99	71	home, Woollen Gym	—	DES
12-3-64	L	61	64	away, Georgia Coliseum	3/-	DES
2-14-82	W	66	57	Greensboro Coliseum	2/-	DES
3-27-83	L	77	82	Syracuse, Carrier Dome, NCAAe	8/18	DES
11-20-88	W	99	91	home, Smith Center, preNIT	6/-	DES
12-7-95	W	85	74	home, Smith Center	13/-	DES
12-27-97	W (ot)	82	80	away, Stegeman Coliseum	1/-	BG
11-18-98	W	65	58	home, Smith Center, preNIT	10/-	BG

#### GEORGIA STATE (UNC 1-0)

Date	W-L	NC	GSU	Site	Rank	Coach
1-24-83	W	95	55	home, Carmichael	3/-	DES

#### GEORGIA TECH (UNC 69-26)

Date	W-L	NC	GT	Site	Rank	Coach
2-28-25	W	34	26	Atlanta, Municipal Auditorium, SoCon	—	MM
2-14-47	W	58	48	home, Woollen Gym	—	TS
12-9-55	W	88	76	Charlotte Coliseum	—	FM
2-11-67	L	80	82	away, Alexander Mem. Coliseum	2/-	DES
1-27-68	W	82	54	Charlotte Coliseum	3/-	DES
1-14-69	W	101	70	away, Alexander Mem. Coliseum	2/-	DES
2-14-70	L	95	104	Charlotte Coliseum, North-South	10/-	DES
2-12-71	W	87	58	Charlotte Coliseum, North-South	11/-	DES
3-27-71	W	84	66	New York, MSG, NIT	13/-	DES
2-12-72	W	118	73	Charlotte Coliseum, North-South	13/-	DES
2-23-72	W	87	66	home, Carmichael	5/-	DES
2-9-73	W	107	72	Charlotte Coliseum, North-South	6/-	DES
2-9-74	W	112	70	Charlotte Coliseum, North-South	4/-	DES
2-8-75	W	111	81	Charlotte Coliseum, North-South	12/-	DES
2-6-76	W	79	74	Charlotte Coliseum, North-South	4/-	DES
2-4-77	W	98	74	Charlotte Coliseum, North-South	12/-	DES
1-14-80	W	54	53	Greensboro Coliseum	4/-	DES
2-11-80	W	60	50	away, Alexander Mem. Coliseum	13/-	DES
1-24-81	W	100	60	home, Carmichael	17/-	DES
2-25-81	W	76	51	away, Alexander Mem. Coliseum	11/-	DES
1-23-82	W	66	54	away, Omni	1/-	DES
2-24-82	W	77	54	home, Carmichael	2/-	DES
3-5-82	W	55	39	Greensboro Coliseum, ACC	1/-	DES
1-24-83	W	72	65	Greensboro Coliseum	—	DES
3-2-83	W	85	73	away, Omni	3/-	DES
1-28-84	W	73	61	home, Carmichael	1/-	DES
2-29-84	W	69	56	away, Omni	1/-	DES
1-27-85	L	62	66	home, Carmichael	8/16	DES
2-27-85	L	62	67	away, Omni	8/10	DES
3-10-85	L	54	57	Atlanta, Omni, ACC	6/9	DES
1-25-86	W	85	77	home, Smith Center	1/4	DES
2-4-86	W (ot)	78	77	away, Omni	1/2	DES
1-24-87	W	92	55	home, Smith Center	2/-	DES
3-1-87	W	92	76	away, Omni	2/-	DES
1-30-88	W	73	71	home, Smith Center	3/-	DES
3-2-88	W	97	80	away, Omni	6/13	DES
1-28-89	W	92	85	home, Smith Center	7/-	DES
3-1-89	L	74	76	away, Alexander Mem. Coliseum	5/-	DES
3-10-89	W	77	62	Atlanta, Omni, ACC	9/-	DES
2-1-90	L	75	102	away, Alexander Mem. Coliseum	25/13	DES
2-28-90	W	81	79	home, Smith Center	-/11	DES
1-27-91	L	86	88	home, Smith Center	7/-	DES
2-28-91	W	91	74	away, Alexander Mem. Coliseum	4/-	DES
2-2-92	W	86	76	away, Alexander Mem. Coliseum	11/20	DES
3-4-92	W	79	75	home, Smith Center	16/-	DES
1-13-93	W	80	67	home, Smith Center	5/8	DES
2-14-93	W	77	66	away, Alexander Mem. Coliseum	6/-	DES
3-14-93	L	75	77	Charlotte Coliseum, ACC	1/-	DES
1-12-94	L	69	89	away, Alexander Mem. Coliseum	1/17	DES
2-12-94	L	89	96	home, Smith Center	1/-	DES
1-11-95	W	86	75	home, Smith Center	4/22	DES
2-12-95	W	85	81	away, Alexander Mem. Coliseum	1/18	DES
1-10-96	L	77	80	away, Omni	10/-	DES
2-10-96	L (ot)	83	92	home, Smith Center	12/-	DES
1-18-97	W	73	50	home, Smith Center	22/-	DES
2-15-97	W	72	68	away, Alexander Mem. Coliseum	16/-	DES
1-8-98	W	96	75	home, Smith Center	1/-	BG
2-8-98	W (2 ot)	107	100	away, Alexander Mem. Coliseum	2/-	BG
12-22-98	L	64	66	away, Alexander Mem. Coliseum	7/-	BG
1-31-99	W	75	66	home, Smith Center	10/-	BG
3-5-99	W	78	49	Charlotte Coliseum, ACC	15/-	BG
1-29-00	W	70	53	away, Alexander Mem. Coliseum	—	BG
3-1-00	W (ot)	74	72	home, Smith Center	—	BG
1-2-01	W	84	70	away, Alexander Mem. Coliseum	13/-	MD
2-3-01	W	82	69	home, Smith Center	4/-	MD
3-10-01	W	70	63	Atlanta, Georgia Dome, ACC	6/-	MD
12-2-01	W	83	77	home, Smith Center	—	MD
2-2-02	L	74	86	away, Alexander Mem. Coliseum	—	MD
1-29-03	L	68	88	away, Alexander Mem. Coliseum	—	MD
3-1-03	W	67	66	home, Smith Center	—	MD
1-11-04	W	103	88	home, Smith Center	12/8	RW
2-10-04	L	77	88	away, Alexander Mem. Coliseum	14/15	RW
3-12-04	L	82	83	Greensboro Coliseum, ACC	16/14	RW
1-12-05	W	91	69	home, Smith Center	13/8	RW
3-12-05	L	75	78	Washington DC, MCI, ACC	2/-	RW
2-15-06	W	82	75	home, Smith Center	23/-	RW
1-20-07	W	77	61	home, Smith Center	4/-	RW
3-1-07	L	77	84	away, Alexander Mem. Coliseum	8/-	RW
1-16-08	W	83	82	away, Alexander Mem. Coliseum	1/-	RW
2-28-09	W	104	74	home, Smith Center	4/-	RW

1-16-10	L	71	73	home, Smith Center	12/20	RW
2-16-10	L	51	68	away, Alexander Mem. Coliseum	—	RW
3-11-10	L	58	62	Greensboro Coliseum, ACC	—	RW
1-16-11	L	58	78	away, Alexander Mem. Coliseum	—	RW
1-29-12	W	93	81	home, Smith Center	7/-	RW
1-23-13	W	79	63	home, Smith Center	—	RW
2-19-13	W	70	58	away, McCamish Pavilion	—	RW
1-29-14	W	78	65	away, McCamish Pavilion	—	RW
2-21-15	W	89	60	home, Smith Center	15/-	RW
3-3-15	W	81	49	away, McCamish Pavilion	19/-	RW
1-2-16	W	86	78	home, Smith Center	7/-	RW
12-31-16	L	63	75	away, McCamish Pavilion	9/-	RW
1-20-18	W	80	66	home, Smith Center	15/-	RW
1-29-19	W	77	54	away, McCamish Pavilion	9/-	RW
1-4-20	L	93	96	home, Smith Center	—	RW

(individual series highs may be found on pages 144, 147 and 150)

**UNC at home—** 30-6 (25-5 at Smith Center, 4-1 at Carmichael Auditorium, 1-0 at Woollen Gymnasium); **UNC on the road—** 22-14 (16-12 at McCamish Pavilion/Alexander Memorial Coliseum, 6-2 at the Omni); **UNC at neutral sites—** 17-6 (10-2 in Charlotte, 3-1 in Atlanta, 3-2 in Greensboro, 1-0 in New York City, 0-1 in Washington, D.C.); **Dean Smith vs. Georgia Tech—** 40-13; **Bill Guthridge vs. Georgia Tech—** 6-1; **Matt Doherty vs. Georgia Tech—** 5-2; **Roy Williams vs. Georgia Tech—** 15-10; **UNC in Overtime—** 3-1; **UNC Largest Win—** 45 (118-73, 1971-72); **UNC Largest Loss—** 27 (75-102, 1989-90); **UNC Most Points—** 118 (1971-72)

#### GONZAGA (UNC 3-2)

Date	W-L	NC	GON	Site	Rank	Coach
11-22-06	L	74	82	New York, MSG, preNIT	2/-	RW
3-27-09	W	98	77	Memphis, FedEx Forum, NCAAs	2/10	RW
4-3-17	W	71	65	Glendale, Univ. of Phoenix Stadium, NCAA FF	5/2	RW
12-15-18	W	103	90	home, Smith Center	12/4	RW
12-18-19	L	81	94	away, McCarthy Athletic Center	-/2	RW

#### UNC Bests vs. Gonzaga

**Points:** 25 by Cameron Johnson, 12/15/18

**3FG:** 6 by Cameron Johnson, 12/15/18

**Rebounds:** 16 by Luke Maye, 12/15/18

**Assists:** 9 by Ty Lawson, 3/27/09 in Memphis, Tenn. ^

**Blocked Shots:** 4 by Brandon Wright, 3/22/06 in New York

**Steals:** 4 by Danny Green, 3/27/09 in Memphis, Tenn. ^

**Most Gonzaga Points vs. UNC:** 26 by Corey Kispert, 12/18/19

#### GUILFORD (UNC 23-2)

Date	W-L	NC	GC	Site	Rank	Coach
1-31-1912	L	20	35	home, Bynum Gym	—	NC
2-28-13	L	29	44	away, Guilford College Gymnasium	—	NC
1-30-14	W (ot)	23	22	away, Guilford College Gymnasium	—	NC
2-19-14	W	38	13	home, Bynum Gym	—	NC
2-13-15	W	45	27	Raleigh, Raleigh Auditorium	—	CD
2-24-16	W	51	21	away, Guilford College Gymnasium	—	CD
3-2-16	W	40	26	home, Bynum Gym	—	CD
3-3-17	W	55	28	home, Bynum Gym	—	HP
2-16-18	W	28	24	away, Guilford College Gymnasium	—	HP
2-22-18	W	31	19	home, Bynum Gym	—	HP
1-12-19	W	47	23	home, Bynum Gym	—	none
2-14-19	W	56	23	away, Guilford College Gymnasium	—	none
1-15-20	W	51	23	away, Guilford College Gymnasium	—	FB
1-15-24	W	50	22	home, Indoor Athletic Court	—	NS
1-16-25	W	37	10	home, Indoor Athletic Court	—	MM
1-16-26	W	44	20	home, Indoor Athletic Court	—	HS
1-13-28	W	42	24	home, Indoor Athletic Court	—	JA
1-14-30	W	49	24	home, Indoor Athletic Court	—	JA
1-8-31	W	33	13	home, Indoor Athletic Court	—	JA
1-6-32	W	49	23	home, Indoor Athletic Court	—	GS
1-5-33	W	66	9	home, Indoor Athletic Court	—	GS
1-6-38	W	60	16	home, Indoor Athletic Court	—	WS
12-13-41	W	51	26	away, Alumni Gym	—	BL
12-6-47	W	51	30	home, Woollen Gym	—	TS
12-4-48	W	52	32	home, Woollen Gym	—	TS

#### HAMPDEN-SYDNEY (UNC 1-0)

Date	W-L	NC	HSC	Site	Rank	Coach
1-15-27	W	64	5	home, Indoor Athletic Court	—	JA

#### HAMPTON (UNC 2-1)

Date	W-L	NC	H	Site	Rank	Coach
12-16-97	W	92	69	home, Smith Center	1/-	BG
11-23-98	W	86	75	away, Convocation Center	9/-	BG
11-16-01	L	69	77	home, Smith Center	—	MD

#### HARVARD (UNC 4-2)

Date	W-L	NC	HU	Site	Rank	Coach
2-2-25	L	22	23	away, Hemenway Gymnasium	—	MM
2-8-26	L (ot)	37	40	away, Hemenway Gymnasium	—	HS
12-29-69	W	92	74	Greensboro Coliseum, Carolina Classic	4/-	DES
12-27-71	W	96	78	Charlotte Coliseum	4/-	DES
3-19-15	W	67	65	Jacksonville, NCAAw	15/-	RW
1-2-19	W	77	57	home, Smith Center	15/-	RW

#### HAWAII (UNC 5-0)

Date	W-L	NC	UH	Site	Rank	Coach
11-28-86	W	98	78	away, Thanksgiving Festival, Blaisdell Center	1/-	DES
12-30-92	W	101	84	away, Rainbow Classic, Blaisdell	5/-	DES
12-1-93	W	92	77	home, Smith Center	4/-	DES
12-22-94	W	88	76	away, Sheriff Center	1/-	DES
11-18-17	W	83	68	away, Sheriff Center	5/-	RW

#### HAWAII LOA (UNC 1-0)

Year	W-L	NC	HLC	Site	Rank	Coach
11-29-86	W	118	80	away, Klum Gym	1/-	DES

#### HAWAII PACIFIC (UNC 1-0)

Date	W-L	NC	HPC	Site	Rank	Coach
12-29-84	W	88	69	Honolulu, Hawaii Pacific Invite Bloch Arena	7/-	DES

#### HIGH POINT (UNC 8-0)

Date	W-L	NC	HPC	Site	Rank	Coach
1-6-43	W	56	27	away	—	BL
12-13-44	W	75	18	home, Woollen Gym	—	BC
1-27-45	W	76	25	away	—	BC
1-18-46	W	65	34	away	—	BC
1-25-46	W	57	16	home, Woollen Gym	—	BC
12-11-46	W	44	41	home, Woollen Gym	—	TS
12-10-47	W	54	36	home, Woollen Gym	—	TS
12-9-06	W	94	69	home, Smith Center	3/-	RW

#### HOFSTRA (UNC 1-0)

Date	W-L	NC	HOF	Site	Rank	Coach
11-18-10	W	107	63	San Juan, Puerto Rico Tip-Off	8/-	RW

#### HOLY CROSS (UNC 2-1)

Date	W-L	NC	HCC	Site	Rank	Coach
12-29-52	L	73	85	Raleigh, Reynolds, Dixie Classic	—	TS
12-22-56	W	83	70	Boston Garden	3/-	FM
11-15-13	W	62	54	home, Smith Center Hall of Fame Tipoff	12/-	RW

#### HOUSTON (UNC 5-1)

Date	W-L	NC	UH	Site	Rank	Coach
3-25-67	L	62	84	Louisville, Freedom Hall, NCAA FF	4/7	DES
12-1-73	W	97	74	Greensboro Coliseum	5/14	DES
12-7-74	W	96	87	away, Hofheinz Pavilion	9/20	DES
3-27-82	W	68	63	New Orleans Superdome, NCAA FF	1/-	DES
11-27-91	W	68	65	away, Hofheinz Pavilion	6/-	DES
12-13-92	W	84	76	home, Smith Center	5/-	DES

#### HOWARD (UNC 5-0)

Date	W-L	NC	HU	Site	Rank	Coach
2-24-22	W	35	22	Atlanta, Municipal Auditorium, SoCon	—	none
1-11-75	W	109	67	home, Carmichael	15/-	DES
11-29-75	W	115	75	home, Carmichael	5/-	DES
12-3-84	W	77	63	home, Carmichael	19/-	DES
1-2-00	W	86	53	home, Smith Center	13/-	BG

#### ILLINOIS (UNC 4-4)

Date	W-L	NC	UI	Site	Rank	Coach
12-20-51	L	66	86	away, Huff Hall	-/3	TS
12-20-86	W	90	77	home, Smith Center	4/5	DES
2-19-87	W	85	74	away, Assembly Hall	4/-	DES
12-3-02	L	65	92	away, Assembly Hall, ACC/Big10	12/25	MD
12-2-03	W	88	81	Greensboro Coliseum, ACC/Big10	10/11	RW
4-4-05	W	75	70	St Louis, EJ Dome, NCAA FF	2/1	RW
11-29-05	L	64	68	home, Smith Center, ACC/Big10	-/13	RW
11-30-10	L	67	79	away, ACC/Big 10, Assembly Hall	-/20	RW



**INDIANA (UNC 6-9)**

Date	W-L	NC	IU	Site	Rank	Coach
12-11-61	L	70	76	Greensboro Coliseum	—	DES
12-15-62	L	76	90	away, New Fieldhouse	—	DES
12-7-63	W	77	70	Charlotte Coliseum	—	DES
12-12-64	L	81	107	away, New Fieldhouse	—	DES
12-22-79	W	61	57	away, Assembly Hall	8/5	DES
12-20-80	W	65	56	home, Carmichael	8/11	DES
3-30-81	L	50	63	Philadelphia Spectrum, NCAA FF	6/9	DES
3-22-84	L	68	72	Atlanta, Omni, NCAAe	1/-	DES
11-25-88	W	106	92	New York, MSG, preNIT	5/20	DES
12-21-99	L	73	82	Meadowlands, Jimmy V Classic	6/20	BG
11-28-01	L	66	79	home, Smith Center, ACC/Big10	-/24	MD
12-01-04	W	70	63	away, ACC/Big10, Assembly Hall	9/-	RW
11-29-12	L	59	83	away, ACC/Big10, Assembly Hall	14/1	RW
3-25-16	W	101	86	Philadelphia, Wells Fargo Center, NCAAe	3/14	RW
11-30-16	L	67	76	away, ACC/Big10, Assembly Hall	3/13	RW

**UNC at home**— 1-1 (0-1 at Smith Center, 1-0 at Carmichsel Auditorium); **UNC away**— 2-4 (2-2 at Assembly Hall, 0-2 at New Fieldhouse); **UNC at neutral sites**— 3-4 (1-0 in Charlotte, 1-0 in New York City, 1-1 in Philadelphia, 0-1 in Atlanta, 0-1 in Greensboro, 0-1 in East Rutherford, N.J.)

**UNC Bests vs. Indiana**

**Points:** 29 by Billy Cunningham, 12/7/63 in Charlotte; by Jeff Lebo, 11/25/88 in New York

**3FG:** 6 by Jeff Lebo, 11/25/88 in New York; by Marcus Paige, 3/25/16 in Philadelphia^

**Rebounds:** 16 by Billy Cunningham, 12/15/62

**Assists:** 11 by Ed Cota, 12/21/99 in East Rutherford N.J.

**Blocked Shots:** 4 by Kris Lang, 11/28/01

**Steals:** 4 by Jimmy Black, 11/30/81 in Philadelphia

**Most Indiana Points vs. UNC:** 31 by A.J. Guyton, 12/21/99 in East Rutherford, N.J.; by Jay Edwards, 11/25/88 in New York

**IOWA (UNC 4-1)**

Date	W-L	NC	IC	Site	Rank	Coach
12-27-83	W	74	61	New York, MSG, Holiday Festival	1/-	DES
11-26-85	W	110	67	home, Carmichael	2/-	DES
12-27-02	L	56	65	New York, MSG, Holiday Festival	22/-	MD
11-18-07	W	107	72	home, Smith Center, Las Vegas Inv.	1/-	RW
3-22-19	W	88	73	Columbus, Nationwide Arena, NCAAmw	3/-	RW

**IOWA (UNC 1-3)**

Date	W-L	NC	UI	Site	Rank	Coach
1-7-89	L	97	98	home, Smith Center	6/-	DES
12-9-89	L	74	87	away, Carver-Hawkeye Arena	17/-	DES
11-24-04	W	106	92	Maui Invitational, Lahaina CC	11/-	RW
12-3-14	L	55	60	home, Smith Center, ACC/Big 10	12/-	RW

**IOWA STATE (UNC 3-1)**

Date	W-L	NC	ISU	Site	Rank	Coach
12-1-90	W	118	93	Charlotte Coliseum, Diet Pepsi	4/-	DES
3-19-95	W	73	51	Tallahassee, Leon Cty CC, NCAAse	4/24	DES
3-20-05	W	92	65	Charlotte Coliseum, NCAAe	2/-	RW
3-23-13	L	83	85	San Antonio, AT&T Ctr, NCAAe	19/9	RW

**JACKSONVILLE (UNC 6-0)**

Date	W-L	NC	JU	Site	Rank	Coach
12-9-78	W	85	56	home, Carmichael	14/-	DES
1-21-85	W	74	68	Greensboro Coliseum	6/-	DES
12-17-85	W	69	65	away, Swisher Gym	1/-	DES
12-13-86	W	98	69	home, Smith Center	5/-	DES
11-27-90	W	104	61	home, Smith Center	5/-	DES
12-17-91	W	98	87	away, Veterans Mem. Coliseum	9/-	DES

**JAMES MADISON (UNC 3-0)**

Date	W-L	NC	JMU	Site	Rank	Coach
3-13-82	W	52	50	Charlotte Coliseum, NCAAe	1/-	DES
3-19-83	W	68	49	Greensboro Coliseum, NCAAe	8/-	DES
11-24-89	W	80	79	Maui Invitational, Lahaina CC	7/-	DES

**KANSAS (UNC 6-5)**

Date	W-L	NC	UK	Site	Rank	Coach
3-23-57	W (3ot)	54	53	Kansas City, Mun. Aud., NCAA FF	1/2	FM
12-11-59	W	60	49	Raleigh, Reynolds	—	FM
12-17-60	W	78	70	away, Allen Fieldhouse	5/16	FM
1-3-81	L	55	56	Kansas City, Kemper	6/-	DES
11-28-81	W	74	67	Charlotte Coliseum	1/-	DES
3-30-91	L	73	79	Indianapolis Hoosier Dome, NCAA FF	4/12	DES
4-3-93	W	78	68	New Orleans Superdome, NCAA FF	4/9	DES
11-27-02	W	67	56	New York, MSG, preNIT	-/2	MD
4-5-08	L	66	84	San Antonio, Alamodome, NCAA FF	1/4	RW
3-25-12	L	67	80	St. Louis, EJ Dome, NCAAmw	4/5	RW
3-24-13	L	58	70	Kansas City, Sprint Ctr, NCAAs	-/3	RW

**UNC at home**— 0-0; **UNC in Lawrence**— 1-0; **UNC at neutral sites**— 5-5; **UNC Largest Win**— 11 (60-49, 1959-60; 67-56, 2002-03); **UNC Largest Loss**— 18 (66-84, 2007-08); **UNC Most Points**— 78 (1960-61)

**UNC Bests vs. Kansas**

**Points:** 25 by York Larese, 12/17/60; by Hubert Davis, 3/30/91 in Indianapolis^; by Donald Williams, 4/3/93 in New Orleans^; by Rashad McCants, 11/27/02 in New York

**3FG:** 5 by Donald Williams, 4/3/93 in New Orleans^

**Rebounds:** 14 by Lee Shaffer, 12/11/59 in Raleigh; by Doug Moe, 12/17/60

**Assists:** 7 by Jimmy Black, 11/28/81 in Charlotte; by Rick Fox, 3/30/91 in Indianapolis^; by Stilman White, 3/25/12 in St. Louis^

**Blocked Shots:** 5 by Sean May, 11/27/02 in New York

**Steals:** 5 by Melvin Scott, 11/27/02 in New York; by Marcus Paige, 3/24/13 in Kansas City, Mo.^

**Most KU Points vs. UNC:** 25 by Brandon Rush, 4/5/08 in San Antonio^

**KANSAS STATE (UNC 5-1)**

Date	W-L	NC	KSU	Site	Rank	Coach
12-12-59	W	68	52	Raleigh, Reynolds	—	FM
12-16-60	L	69	77	away, Ahearn Fieldhouse	5/20	FM
3-21-81	W	82	68	Salt Lake City, Huntsman, NCAAw	6/-	DES
12-27-86	W	81	62	Kansas City, Kemper	4/-	DES
12-23-89	W	79	63	Charlotte Coliseum	—	DES
11-24-15	W	80	70	Kansas City, Sprint Ctr, CBE Classic	9/-	RW

**UNC Bests vs. Kansas State**

**Points:** 31 by York Larese, 12/16/60

**Rebounds:** 17 by Al Wood, 3/21/81 in Salt Lake City, Utah^

**Assists:** 7 by King Rice, 12/23/89 in Charlotte

**Most KSU Points vs. UNC:** 33 by Larry Comley, 12/16/60

**KENT STATE (UNC 3-0)**

Date	W-L	NC	KSU	Site	Rank	Coach
12-6-67	W	107	83	home, Carmichael	5/-	DES
2-15-78	W	92	59	home, Carmichael	11/-	DES
1-2-08	W	90	61	home, Smith Center	1/-	RW

**KENTUCKY (UNC 24-16)**

Date	W-L	NC	UK	Site	Rank	Coach
2-29-24	W	41	20	Atlanta, Municipal Auditorium, SoCon	—	NS
1-4-29	W	26	15	away, Alumni Gym	—	JA
2-27-32	W	43	42	Atlanta, Municipal Auditorium, SoCon	—	GS
1-9-50	L	44	83	away, Alumni Gym	—	TS
12-18-59	L	70	76	away, Memorial Coliseum	-/13	FM
12-13-60	L	65	70	Greensboro Coliseum	5/20	FM
12-17-62	W	68	66	away, Memorial Coliseum	—	DES
12-9-63	L	80	100	away, Memorial Coliseum	-/9	DES
12-7-64	W	82	67	Charlotte Coliseum	13/11	DES
12-13-66	W	64	55	away, Memorial Coliseum	8/4	DES
12-12-67	W	84	77	Greensboro Coliseum	5/4	DES
12-7-68	W	87	77	away, Memorial Coliseum	2/3	DES
12-8-69	L	87	94	Charlotte Coliseum	7/2	DES
12-11-72	W	78	70	Louisville, Freedom Hall	13/8	DES
12-10-73	W	101	84	Greensboro Coliseum	5/10	DES
12-9-74	L	78	90	Louisville, Freedom Hall	9/15	DES
12-8-75	W	90	77	Charlotte Coliseum	4/7	DES
3-19-77	W	79	72	College Park, Cole FH, NCAAe	5/13	DES
12-26-81	W	82	69	Meadowlands	1/2	DES
12-27-89	W	121	110	Louisville, Freedom Hall	24/-	DES
12-10-90	W	84	81	home, Smith Center	10/25	DES
3-25-95	W	74	61	Birmingham, Jefferson CC, NCAAse	4/2	DES
12-2-00	L	76	93	home, Smith Center	6/-	MD
12-8-01	L	59	79	away, Rupp Arena	-/11	MD
12-7-02	L	81	98	home, Smith Center	12/18	MD
1-3-04	L	56	61	away, Rupp Arena	9/8	RW
12-4-04	W	91	78	home, Smith Center	9/8	RW
12-3-05	W	83	79	away, Rupp Arena	-/10	RW
12-2-06	W	75	63	home, Smith Center	7/-	RW
12-1-07	W	86	77	away, Rupp Arena	1/-	RW
11-18-08	W	77	58	home, Smith Center	1/-	RW
12-5-09	L	66	68	away, Rupp Arena	10/5	RW

12-4-10	W	75	73	home, Smith Center	-10	RW
3-27-11	L	69	76	Newark, Prudential Center, NCAAe	7/11	RW
12-3-11	L	72	73	away, Rupp Arena	5/1	RW
12-14-13	W	82	77	home, Smith Center	18/11	RW
12-13-14	L	70	84	away, Rupp Arena	21/1	RW
12-17-16	L	100	103	Las Vegas, T-Mobile Arena, CBS Sports Classic	7/6	RW
3-26-17	W	75	73	Memphis, FedExForum	5/6	RW
12-22-18	L	72	80	Chicago, United Center, CBS Sports Classic	9/19	RW

**UNC at home**– 6-2, all at Smith Center; **UNC on the road**– 6-8 (3-2 at Memorial Coliseum, 2-5 at Rupp Arena, 1-1 at Alumni Gym); **UNC at neutral sites**– 12-6 (2-1 in Charlotte, 2-1 in Greensboro, 2-1 in Louisville, 1-0 in Atlanta, 1-0 in Birmingham, 1-0 in College Park, 1-0 in East Rutherford, N.J., 1-0 in Memphis, 1-0 in Raleigh, 0-1 in Chicago, 0-1 in Las Vegas, 0-1 in Newark); **Dean Smith vs. Kentucky**– 13-3; **Matt Doherty vs. Kentucky**– 0-3; **Roy Williams vs. Kentucky**– 8-7; **UNC Largest Win**– 19 (77-58, 2008-09); **UNC Largest Loss**– 42 (44-86, 1949-50; **UNC Most Points**– 121 (121-110, 1989-90)

#### UNC Bests vs. Kentucky

**Points:** 34 by Justin Jackson, 12/17/16 in Las Vegas

**3FG:** 4 by Rick Fox, 12/27/89 in Louisville, Ky.; by Rashad McCants, 12/4/04; by Reyshawn Terry, 12/2/06; by Will Graves, 12/5/09; by Harrison Barnes, 12/3/11; by Marcus Paige, 12/13/14; by Justin Jackson, 12/17/16 in Las Vegas

**Rebounds:** 20 by Billy Cunningham, 12/9/63

**Assists:** 13 by King Rice, 12/27/89 in Louisville, Ky.

**Blocked Shots:** 5 by Tyler Zeller, 12/4/10

**Steals:** 6 by John Kuester, 12/8/75 in Charlotte

**Most Kentucky Points vs. UNC:** 47 by Malik Monk, 12/17/16 in Las Vegas

#### LASALLE (UNC 2-1)

Date	W-L	NC	LU	Site	Rank	Coach
1-11-47	L	62	65	away, Convention Hall	—	TS
1-3-87	W	79	72	away, Palestra	4/-	DES
1-9-88	W	96	82	home, Smith Center	4/-	DES

#### LEHIGH (UNC 1-0)

Date	W-L	NC	LU	Site	Rank	Coach
1-2-41	W	62	58	home, Woollen Gym	—	BL

#### LENOIR-RHYNE (UNC 1-1)

Date	W-L	NC	LRC	Site	Rank	Coach
12-2-48	W	68	51	home, Woollen Gym	—	TS
12-7-49	L (3 ot)	78	79	away, Hickory Community Center	—	TS

#### LIBERTY (UNC 1-0)

Date	W-L	NC	LC	Site	Rank	Coach
3-18-94	W	71	51	Landover, Capital Centre, NCAAe	1/-	DES

#### LIPSCOMB (UNC 2-0)

Date	W-L	NC	LI	Site	Rank	Coach
11-12-2010	W	80	66	home, Smith Center	8/-	RW
3-16-18	W	84	66	Charlotte, Spectrum Center, NCAAw	10/-	RW

#### LONG BEACH STATE (UNC 4-0)

Date	W-L	NC	LB	Site	Rank	Coach
12-11-2010	W	96	91	home, Smith Center	—	RW
12-10-2011	W	84	78	home, Smith Center	4/-	RW
11-16-2012	W	78	63	away, Walter Pyramid	11/-	RW
11-15-2016	W	93	67	home, Smith Center	5/-	RW

#### LONG ISLAND (UNC 1-0)

Date	W-L	NC	LIU	Site	Rank	Coach
3-18-11	W	102	87	Charlotte Coliseum, NCAAe	7/-	RW

#### LSU (UNC 10-2)

Date	W-L	NC	LSU	Site	Rank	Coach
2-27-25	W	35	21	Atlanta, Municipal Auditorium, SoCon	—	MM
2-24-28	L	38	44	Atlanta, Municipal Auditorium, SoCon	—	JA
1-3-55	L	77	84	away, Parker Coliseum	—	FM
1-3-56	W	95	69	home, Woollen Gym	4/-	FM
12-5-60	W	77	61	home, Woollen Gym	—	FM
12-14-63	W	76	71	away, Parker Coliseum	—	DES
12-4-82	W	47	43	Meadowlands	15/-	DES
1-29-84	W	90	79	home, Carmichael	1/10	DES
2-10-85	W	75	70	away, LSU Assembly Center	15/-	DES
1-22-94	W	88	65	New Orleans Superdome	4/-	DES
12-18-96	W	67	48	Greensboro Coliseum	12/-	DES
3-21-09	W	84	70	Greensboro Coliseum, NCAAs	2/21	RW

#### LOUISVILLE (UNC 15-7)

Year	W-L	NC	UL	Site	Rank	Coach
1-23-29	L	19	27	away, Knights of Columbus Gym	—	JA
3-25-72	W	105	91	LA Sports Arena, Final Four	2/4	DES
12-30-72	W	89	86	Honolulu, Blaisdell, Rainbow Classic	11/-	DES
2-27-77	W	96	89	Charlotte Coliseum	9/10	DES
12-29-80	W	86	64	LA Sports Arena, Winston Tire Classic	6/-	DES
3-20-86	L	79	94	Houston, Summit, NCAAw	8/7	DES
3-23-97	W	97	74	Syracuse, Carrier Dome, NCAAe	4/25	DES
12-3-97	W	81	72	Chicago, United Center, Great 8	3/-	BG
12-17-98	W	77	72	home, Smith Center	7/-	BG
12-23-99	L	80	97	away, Freedom Hall	6/-	BG
3-29-08	W	83	73	Charlotte Coliseum, NCAAe	1/13	RW
11-24-13	W	93	84	Uncasville, Conn., Mohegan Sun Hall of Fame Tipoff	24/3	RW
1-10-15	W	72	71	home, Smith Center	18/5	RW
1-31-15	L (ot)	68	78	away, KFC Yum! Center	13/10	RW
3-12-15	W	70	60	Greensboro Coliseum, ACC	19/14	RW
2-1-16	L	65	71	away, KFC Yum! Center	2/19	RW
2-22-17	W	74	63	home, Smith Center	8/6	RW
2-17-18	W	93	76	away, KFC Yum! Center	14/-	RW
1-12-19	L	62	83	home, Smith Center	12/-	RW
2-2-19	W	79	69	away, KFC Yum! Center	9/15	RW
3-14-19	W	83	70	Charlotte, Spectrum Center, ACC	3/-	RW
2-22-20	L	55	72	away, KFC Yum! Center	-11	RW

(individual series highs may be found on pages 145, 147 and 150)

**UNC at home**– 3-1, all at Smith Center; **UNC on the road**– 2-5 (2-3 KFC Yum! Center, 0-1 at Freedom Hall, 0-1 at Knights of Columbus Gym); **UNC at neutral sites**– 10-1 (3-0 in Charlotte, 2-0 in Los Angeles, 1-0 in Chicago, 1-0 in Greensboro, 1-0 in Honolulu, 1-0 in Syracuse, 1-0 in Uncasville, Conn., 0-1 in Houston); **Dean Smith vs. Louisville**– 5-1; **Roy Williams vs. Louisville**– 8-4; **UNC Largest Win**– 23 (97-74, 1996-97); **UNC Largest Loss**– 21 (62-83, 2018-19); **UNC Most Points**– 105 (105-91, 1971-72)

#### LOYOLA (CHICAGO) (UNC 2-1)

Date	W-L	NC	LU	Site	Rank	Coach
2-12-30	L	25	26	home, Indoor Athletic Court	—	JA
2-14-59	W	76	57	away, Chicago Stadium	2/-	FM
12-12-04	W	109	60	home, Smith Center	8/-	RW

#### LOYOLA (MD.) (UNC 1-0)

Date	W-L	NC	LC	Site	Rank	Coach
12-31-47	W	64	47	away, Evergreen Gymnasium	—	TS

#### LOYOLA MARYMOUNT (UNC 1-0)

Date	W-L	NC	LMU	Site	Rank	Coach
3-19-88	W	123	97	Salt Lake City, Huntsman, NCAAw	7/15	DES

#### MANHATTAN (UNC 1-1)

Date	W-L	NC	MC	Site	Rank	Coach
3-14-70	L	90	95	New York, MSG, NIT	—	DES
12-27-85	W	129	45	Miami, Knight Ctr, Orange Bowl Classic	1/-	DES

#### MARQUETTE (UNC 4-1)

Date	W-L	NC	MU	Site	Rank	Coach
3-28-77	L	59	67	Atlanta, Omni, Final Four	5/7	DES
2-19-86	W	66	64	away, Mecca Arena	1/-	DES
2-15-87	W	83	74	home, Smith Center	3/-	DES
1-13-01	W	84	54	home, Smith Center	9/-	MD
3-25-11	W	81	63	Newark, Prudential Center, NCAAe	7/-	RW

#### MARSHALL (UNC 3-0)

Date	W-L	NC	MU	Site	Rank	Coach
12-1-76	W	90	70	home, Carmichael	9/-	DES
1-2-94	W	116	62	home, Smith Center	2/-	DES
12-22-09	W	98	61	home, Smith Center	10/-	RW

#### MARYLAND (UNC 123-57)

Date	W-L	NC	UM	Site	Rank	Coach
2-5-24	W	26	20	away, The Gymnasium	—	NS
1-31-25	W	21	16	away, The Gymnasium	—	MM
2-9-26	L	22	23	away, The Gymnasium	—	HS
2-7-27	L	23	28	away, The Gymnasium	—	JA
2-8-27	W	32	23	away, The Gymnasium	—	JA
2-19-27	L	19	23	home, Indoor Athletic Court	—	JA
2-8-29	W	28	22	away, The Gymnasium	—	JA
2-8-30	L	26	34	away, The Gymnasium	—	JA
2-19-30	L	22	29	home, Indoor Athletic Court	—	JA
2-10-31	L (ot)	31	33	away, The Gymnasium	—	JA
2-28-31	L	17	19	Atlanta, Municipal Auditorium, SoCon	—	JA
2-6-32	L	25	26	away, Ritchie Coliseum	—	GS
2-19-32	W	32	26	home, Indoor Athletic Court	—	GS
2-3-33	L	29	42	away, Ritchie Coliseum	—	GS
1-30-34	W	28	24	away, Ritchie Coliseum	—	GS
1-18-35	W	39	31	away, Ritchie Coliseum	—	GS
1-25-36	W	44	32	away, Ritchie Coliseum	—	WS

1-29-37	W	41	24	home, Indoor Athletic Court	—	WS	2-7-80	L	69	70	away, Cole Field House	11/7	DES
2-6-37	W	44	35	away, Ritchie Coliseum	—	WS	1-7-81	W	75	66	home, Carmichael	16/8	DES
1-28-38	W	43	24	home, Indoor Athletic Court	—	WS	2-15-81	W	76	63	away, Cole Field House	10/19	DES
1-20-39	L (ot)	32	34	away, Ritchie Coliseum	—	WS	3-7-81	W	61	60	Landover, Capital Centre, ACC	12/20	DES
2-3-39	L	41	66	home, Woollen Gym	—	WS	1-6-82	W	66	50	away, Cole Field House	1/-	DES
1-24-41	W	55	36	away, Ritchie Coliseum	—	BL	2-11-82	W	59	56	home, Carmichael	2/-	DES
2-3-41	W	44	29	home, Woollen Gym	—	BL	1-12-83	W	72	71	home, Carmichael	11/-	DES
2-20-42	W	34	30	away, Ritchie Coliseum	—	BL	2-16-83	L	94	106	away, Cole Field House	3/-	DES
1-1-43	L	40	47	away, Ritchie Coliseum	—	BL	1-12-84	W	74	62	away, Cole Field House	1/5	DES
2-16-43	L	31	40	home, Woollen Gym	—	BL	2-19-84	W	78	63	home, Carmichael	1/-	DES
1-5-45	W	53	28	home, Woollen Gym	—	BC	1-9-85	W	75	74	home, Carmichael	5/-	DES
1-7-46	W	64	28	home, Woollen Gym	—	BC	2-13-85	W	60	54	away, Cole Field House	13/20	DES
2-8-46	W	33	31	away, Ritchie Coliseum	—	BC	1-14-86	W	71	67	away, Cole Field House	1/-	DES
2-28-46	W	54	27	Raleigh, Mem. Auditorium, SoCon	—	BC	2-20-86	L (ot)	72	77	home, Smith Center	1/-	DES
1-4-47	W	58	42	home, Woollen Gym	—	TS	3-7-86	L	75	85	Greensboro Coliseum, ACC	4/-	DES
1-24-47	L	57	61	away, Ritchie Coliseum	—	TS	1-8-87	W	98	65	home, Smith Center	3/-	DES
1-3-48	W	70	46	home, Woollen Gym	—	TS	2-14-87	W	93	86	away, Cole Field House	3/-	DES
2-13-48	W	51	47	away, Ritchie Coliseum	—	TS	3-6-87	W	82	63	Landover, Capital Centre, ACC	2/-	DES
1-3-49	W	55	47	home, Woollen Gym	—	TS	1-14-88	W	71	65	away, Cole Field House	2/-	DES
2-11-49	W	66	52	away, Ritchie Coliseum	—	TS	2-20-88	W	74	73	home, Smith Center	5/-	DES
3-3-49	W	79	61	Durham, Duke Indoor Stadium, SoCon	—	TS	3-12-88	W	74	64	Greensboro Coliseum, ACC	9/-	DES
1-2-50	W	55	53	home, Woollen Gym	—	TS	1-11-89	W	88	72	home, Smith Center	8/-	DES
2-3-50	W	69	56	away, Ritchie Coliseum	—	TS	2-19-89	W	86	75	away, Cole Field House	8/-	DES
1-2-51	L	59	67	home, Woollen Gym	—	TS	3-11-89	W	88	58	Atlanta, Omni, ACC	9/-	DES
1-20-51	L	55	56	away, Ritchie Coliseum	—	TS	1-10-90	L	88	98	away, Cole Field House	—	DES
1-3-52	W	51	47	home, Woollen Gym	—	TS	2-17-90	L	76	80	home, Smith Center	—	DES
1-18-52	L	51	71	away, Ritchie Coliseum	—	TS	1-9-91	W	105	73	home, Smith Center	5/-	DES
1-3-53	W	59	49	home, Woollen Gym	—	FM	2-16-91	W	87	75	away, Cole Field House	8/-	DES
1-17-53	L	66	68	away, Ritchie Coliseum	—	FM	1-13-92	W	96	76	home, Smith Center	8/-	DES
12-18-54	L	60	70	home, Woollen Gym	—	FM	3-1-92	L	80	82	away, Cole Field House	10/-	DES
2-12-55	L	61	63	away, Ritchie Coliseum	-/11	FM	1-9-93	W	101	73	home, Smith Center	6/-	DES
12-17-55	W	68	62	away, Cole Field House	16/-	FM	2-9-93	W	77	63	away, Cole Field House	6/-	DES
1-16-56	W	64	55	home, Woollen Gym	9/-	FM	3-12-93	W	102	66	Charlotte Coliseum, ACC	1/-	DES
12-17-56	W	70	61	home, Woollen Gym	6/-	FM	1-8-94	W	75	70	away, Cole Field House	2/-	DES
2-5-57	W (2ot)	65	61	away, Cole Field House	1/-	FM	2-10-94	W	95	89	home, Smith Center	1/-	DES
1-11-58	L	61	74	away, Cole Field House	3/11	FM	1-7-95	W	100	90	home, Smith Center	1/7	DES
2-22-58	W	66	59	home, Woollen Gym	16/14	FM	2-7-95	L	73	86	away, Cole Field House	1/8	DES
3-8-58	L	74	86	Raleigh, Reynolds, ACC	13/17	FM	3-11-95	W (ot)	97	92	Greensboro Coliseum, ACC	4/10	DES
2-4-59	W	64	57	home, Woollen Gym	2/-	FM	1-6-96	W (ot)	88	86	away, Cole Field House	16/-	DES
2-21-59	L	51	69	away, Cole Field House	1/-	FM	2-6-96	L	78	84	home, Smith Center	12/-	DES
2-3-60	W	75	66	away, Cole Field House	17/-	FM	1-8-97	L	75	85	home, Smith Center	13/19	DES
2-23-60	W	81	64	home, Woollen Gym	—	FM	2-22-97	W	93	81	away, Cole Field House	12/14	DES
12-29-60	W	81	57	Raleigh, Reynolds, Dixie Classic	11/-	FM	1-14-98	L (ot)	83	89	away, Cole Field House	1/-	BG
1-16-61	W	58	52	away, Cole Field House	7/-	FM	2-14-98	W	85	67	home, Smith Center	1/24	BG
2-2-61	W	63	56	home, Woollen Gym	5/-	FM	3-7-98	W (ot)	83	73	Greensboro Coliseum, ACC	4/20	BG
2-6-62	L	62	79	away, Cole Field House	—	DES	1-13-99	L	76	89	home, Smith Center	9/5	BG
2-19-62	W	70	67	home, Woollen Gym	—	DES	2-13-99	L	64	81	away, Cole Field House	12/7	BG
1-14-63	W	78	56	away, Cole Field House	10/-	DES	3-6-99	W	86	79	Charlotte Coliseum, ACC	15/5	BG
2-7-63	W	82	68	home, Woollen Gym	—	DES	1-27-00	W	75	63	home, Smith Center	-/22	BG
1-13-64	W	97	88	home, Woollen Gym	—	DES	2-26-00	L	73	81	away, Cole Field House	-/19	BG
2-18-64	L	64	74	away, Cole Field House	—	DES	1-10-01	W	86	83	away, Cole Field House	9/6	MD
1-4-65	L	68	76	away, Cole Field House	—	DES	2-10-01	W	96	82	home, Smith Center	1/13	MD
1-30-65	L	80	91	home, Woollen Gym	—	DES	1-9-02	L	79	112	away, Cole Field House	-/4	MD
1-3-66	W	67	52	home, Carmichael	—	DES	2-10-02	L	77	92	home, Smith Center	-/3	MD
2-5-66	L	66	77	away, Cole Field House	—	DES	1-22-03	L	66	81	home, Smith Center	-/12	MD
3-3-66	W	77	70	Raleigh, Reynolds, ACC	—	DES	2-22-03	L	56	96	away, Comcast Center	-/13	MD
2-4-67	W	85	77	home, Carmichael	2/-	DES	3-14-03	W	84	72	Greensboro Coliseum, ACC	-/14	MD
2-22-67	W	79	78	away, Cole Field House	5/-	DES	1-14-04	L	84	90	away, Comcast Center	9/-	RW
2-3-68	W	73	67	away, Cole Field House	3/-	DES	2-15-04	W	97	86	home, Smith Center	14/-	RW
2-21-68	W	83	60	home, Carmichael	3/-	DES	1-8-05	W	109	75	home, Smith Center	3/22	RW
2-1-69	W	107	87	home, Carmichael	2/-	DES	2-27-05	W	85	83	away, Comcast Center	2/-	RW
2-19-69	W	88	86	away, Cole Field House	3/-	DES	2-2-06	W	77	62	away, Comcast Center	—	RW
1-31-70	W	77	69	away, Cole Field House	9/-	DES	2-26-06	W	81	57	home, Smith Center	21/-	RW
2-18-70	W	90	83	home, Carmichael	13/-	DES	2-25-07	L	87	89	away, Comcast Center	5/-	RW
1-30-71	W	105	79	home, Carmichael	20/-	DES	1-19-08	L	80	82	home, Smith Center	1/-	RW
2-17-71	W	100	76	away, Cole Field House	8/-	DES	2-3-09	W	108	91	home, Smith Center	3/-	RW
1-29-72	W	92	72	home, Carmichael	3/18	DES	2-21-09	L (ot)	85	88	away, Comcast Center	3/-	RW
2-16-72	L (ot)	77	79	away, Cole Field House	3/19	DES	2-7-10	L	71	92	away, Comcast Center	—	RW
3-11-72	W	73	64	Greensboro Coliseum, ACC	3/13	DES	2-27-11	W	87	76	home, Smith Center	19/-	RW
1-27-73	L	88	94	away, Cole Field House	3/4	DES	2-4-12	W	83	74	away, Comcast Center	5/-	RW
2-14-73	W	95	85	home, Carmichael	6/10	DES	2-29-12	W	88	64	home, Smith Center	6/-	RW
1-26-74	W	82	73	home, Carmichael	4/5	DES	3-9-12	W	85	69	Atlanta, Philips Arena, ACC	4/-	RW
2-13-74	L	80	91	away, Cole Field House	4/6	DES	1-19-13	W	62	52	home, Smith Center	—	RW
3-8-74	L	85	105	Greensboro Coliseum, ACC	6/4	DES	3-6-13	W	79	68	away, Comcast Center	—	RW
1-25-75	W	69	66	away, Cole Field House	14/2	DES	3-16-13	W	79	76	Greensboro Coliseum, ACC	—	RW
2-15-75	L	74	96	home, Carmichael	11/3	DES	2-4-14	W	75	63	home, Smith Center	—	RW
1-25-76	W (ot)	95	93	home, Carmichael	5/2	DES	12-1-15	W	89	81	home, Smith Center, ACC/Big10	9/2	RW
2-11-76	W	81	69	away, Cole Field House	3/4	DES							
1-22-77	W	71	68	away, Cole Field House	4/13	DES							
2-9-77	W	97	70	home, Carmichael	14/-	DES							
1-21-78	W	85	71	home, Carmichael	5/-	DES							
2-8-78	W	66	64	away, Cole Field House	7/-	DES							
1-20-79	W	54	53	away, Cole Field House	2/19	DES							
2-7-79	W	76	67	home, Carmichael	6/-	DES							
3-2-79	W	102	79	Greensboro Coliseum, ACC	7/-	DES							
1-20-80	L	86	92	home, Carmichael	9/-	DES							

**UNC at home**— 59-17 (20-8 at Smith Center); **UNC on the road**— 47-36 (4-5 at Comcast Center, 29-18 at Cole Field House); **UNC at neutral sites**— 17-4; **Dean Smith vs. Maryland**— 62-21; **Bill Guthridge vs. Maryland**— 4-4; **Matt Doherty vs. Maryland**— 3-4; **Roy Williams vs. Maryland**— 15-5; **UNC in Overtime**— 5-6; **UNC Largest Win**— 36 (64-28, 1945-46; 102-66, 1992-93); **UNC Largest Loss**— 40 (56-96, 2002-03); **UNC Most Points**— 109 (2004-05)



**UNC Bests vs. Maryland****Points:** 40 by Billy Cunningham, 1/13/64**3FG:** 7 by Wayne Ellington, 2/3/09**Rebounds:** 30 by Rusty Clark, 2/21/68 (UNC record)**Assists:** 16 by Kendall Marshall, 2/4/12**Blocked Shots:** 7 by John Henson, 2/27/11**Steals:** 7 by Derrick Phelps, 2/10/94**Maryland Points vs. UNC:** 38 by Jim O'Brien, 1/27/73**Maryland Rebounds:** 21 by Len Elmore, 2/13/74**Maryland Assists:** 14 by Steve Blake, 1/9/02**MARYVILLE (UNC 1-0)**

Date	W-L	NC	MC	Site	Rank	Coach
2-3-1916	W	39	24	home, Bynum Gym	—	CD

**MASSACHUSETTS (UNC 4-1)**

Date	W-L	NC	UM	Site	Rank	Coach
3-20-71	W	90	49	New York, MSG, NIT	13/-	DES
3-20-73	W	73	63	New York, MSG, NIT	11/-	DES
11-24-93	L (ot)	86	91	New York, MSG, preNIT	1/18	DES
12-20-96	W	83	69	Meadowlands, Jimmy V Classic	12/-	DES
12-29-00	W	91	60	Charlotte Coliseum, Food Lion Classic	14/-	MD

**MCNEESE STATE (UNC 1-0)**

Date	W-L	NC	MCn	Site	Rank	Coach
12-22-2012	W	97	63	home, Smith Center	—	RW

**MERCER (UNC 7-0)**

Date	W-L	NC	MU	Site	Rank	Coach
3-1-22	W	40	26	Atlanta, Municipal Auditorium, SoCon	—	none
1-23-23	W	33	22	home, Bynum Gym	—	none
1-8-24	W	34	23	home, Indoor Athletic Court	—	NS
12-3-69	W	100	52	home, Carmichael	7/-	DES
1-30-78	W	73	70	home, Carmichael	3/-	DES
1-7-80	W	81	63	away, Macon Coliseum	6/-	DES
12-2-80	W	89	74	home, Carmichael	13/-	DES

**MIAMI (UNC 25-8)**

Date	W-L	NC	UM	Site	Rank	Coach
1-13-50	W	55	53	away, Coral Gables Coliseum	—	TS
1-14-50	W	65	51	away, Coral Gables Coliseum	—	TS
12-6-86	W	122	77	home, Smith Center	1/-	DES
2-5-90	W	87	74	home, Smith Center	25/-	DES
12-18-99	W	78	68	Sunrise, Fla., Nat'l Car Rental Ctr, Orange Bowl Classic	7/-	BG
12-4-00	W	67	45	home, Smith Center	14/-	MD
1-4-03	L (ot)	61	64	away, Convocation Center	—	MD
1-7-04	W	89	64	home, Smith Center	12/-	RW
1-22-05	W	87	67	home, Smith Center	6/-	RW
1-14-06	L	70	81	home, Smith Center	20/-	RW
2-12-06	W	80	70	away, BankUnited Center	23/-	RW
1-31-07	W	105	64	home, Smith Center	3/-	RW
1-23-08	W	98	82	away, BankUnited Center	5/-	RW
1-17-09	W	82	65	home, Smith Center	5/-	RW
2-15-09	W	69	65	away, BankUnited Center	3/-	RW
3-2-10	W	69	62	home, Smith Center	—	RW
1-26-11	W	74	71	away, BankUnited Center	—	RW
3-11-11	W	61	59	Greensboro Coliseum, ACC	6/-	RW
1-10-12	W	73	56	home, Smith Center	3/-	RW
2-15-12	W	73	64	away, BankUnited Center	8/-	RW
1-10-13	L	59	68	home, Smith Center	—	RW
2-9-13	L	61	87	away, BankUnited Center	-/8	RW
3-17-13	L	77	87	Greensboro Coliseum, ACC	-/9	RW
1-8-14	L	57	63	home, Smith Center	—	RW
2-28-15	W	73	64	away, BankUnited Center	15/-	RW
2-20-16	W	96	71	home, Smith Center	5/11	RW
1-28-17	L	62	77	away, Watsco Center	9/-	RW
3-9-17	W	78	53	Barclays Center, Brooklyn, ACC	6/-	RW
2-27-18	L	88	91	home, Smith Center	9/-	RW
3-8-18	W	82	65	Barclays Center, Brooklyn, ACC	12/24	RW
1-19-19	W	85	76	away, Watsco Center	13/-	RW
2-9-19	W (ot)	88	85	home, Smith Center	8/-	RW
1-25-20	W	94	71	home, Smith Center	—	RW

*(individual series highs may be found on pages 145, 147 and 150)***UNC at home (all at Smith Center)**– 12-4; **UNC on the road**– 9-3; **UNC at Watsco Center/BankUnited/Convocation Center**– 7-3; **UNC at neutral sites**– 4-1; **Roy Williams vs. Miami**– 19-7; **UNC in Overtime**– 1-1; **UNC Largest Win**– 55 (122-77, 1986-87); **UNC Largest Loss**– 26 (61-87, 2012-13); **UNC Most Points**– 122 (1986-87)**MIAMI (OHIO) (UNC 3-1)**

Date	W-L	NC	MU	Site	Rank	Coach
2-21-73	L	92	102	home, Carmichael	6/-	DES
2-20-74	W	83	69	home, Carmichael	6/-	DES
2-18-76	W	77	75	away, Millett Hall	3/-	DES
3-19-92	W	68	63	Cincinnati, Riverfront, NCAASe	18/-	DES

**MICHIGAN (UNC 4-4)**

Date	W-L	NC	UM	Site	Rank	Coach
3-14-87	W	109	97	Charlotte Coliseum, NCAAe	2/-	DES
3-25-88	W	78	69	Seattle Kingdome, NCAAw	7/10	DES
3-23-89	L	87	92	Lexington, Ky, Rupp Arena, NCAASe	5/10	DES
12-29-92	L	78	79	Honolulu, Blaisdell, Rainbow Classic	5/6	DES
4-5-93	W	77	71	New Orleans Superdome, NCAA FF	4/3	DES
11-29-17	W	86	71	home, Smith Center, ACC/Big 10	13/-	RW
11-28-18	L	67	84	away, Crisler Center, ACC/Big 10	11/7	RW
11-28-19	L	64	73	Battle 4 Atlantis, Bahamas	6/-	RW

**UNC Bests vs. Michigan****Points:** 27 by J.R. Reid, 3/14/87 in Charlotte^; by Luke Maye, 11/29/17**3FG:** 5 by Kenny Smith, 3/14/87 in Charlotte^; by Jeff Lebo, 3/23/89 in Lexington, Ky.^; by Donald Williams, 4/5/93 in New Orleans^**Rebounds:** 16 by George Lynch, 12/29/92 in Honolulu**Assists:** 10 by Steve Bucknall, 3/23/89 in Lexington, Ky.^**Blocked Shots:** 2 by Scott Williams, 3/25/88 in Seattle^; by Eric Montross, 12/29/92 in Honolulu; by George Lynch, 4/5/93 in New Orleans^; by Joel Berry II, 11/29/17**Steals:** 6 by Derrick Phelps, 12/29/92 in Honolulu**Most Michigan Points vs. UNC:** 34 by Glen Rice, 3/23/89 in Lexington, Ky.^**MICHIGAN STATE (UNC 12-4)**

Date	W-L	NC	MSU	Site	Rank	Coach
3-22-57	W (3ot)	74	70	Kansas City, Mun. Aud., NCAA FF	1/11	FM
12-30-58	L	58	75	Raleigh, Reynolds, Dixie Classic	3/7	FM
12-6-76	W	81	58	away, Jenison Field House	9/-	DES
12-16-78	W	70	69	home, Carmichael	13/3	DES
11-21-95	W	92	70	Maui Invitational, Lahaina CC	20/-	DES
3-19-98	W	73	58	Greensboro Coliseum, NCAAe	1/16	BG
12-1-99	L	76	86	home, Smith Center, ACC/Big 10	2/8	BG
1-29-00	L	64	77	away, Breslin Center, ACC/Big 10	6/3	MD
4-2-05	W	87	71	St Louis, EJ Dome, NCAA FF	2/15	RW
3-17-07	W	81	67	Winston-Salem, LJVM, NCAAe	4/-	RW
12-3-08	W	98	63	Detroit, Ford Field, ACC/Big 10	1/13	RW
4-6-09	W	89	72	Detroit, Ford Field, Final Four	2/8	RW
12-1-09	W	89	82	home, Smith Center, ACC/Big 10	10/9	RW
11-11-11	W	67	55	USS Carl Vinson, San Diego	1/-	RW
12-4-13	W	79	65	away, Breslin Center, ACC/Big 10	-/1	RW
11-26-17	L	45	63	Portland, Moda Center, PK80	9/4	RW

**UNC at home**– 1-2; **UNC at Smith Center**– 1-1; **UNC in Lansing**– 2-1; **UNC at neutral sites**– 8-2; **UNC Largest Win**– 35 (98-63, 2008-09); **UNC Largest Loss**– 18 (45-63, 2017-18)**UNC Bests vs. Michigan State****Points:** 33 by Tyler Hansbrough, 3/17/07 in Winston-Salem^**3FG:** 4 by Dante Calabria, 11/21/95 in Maui**Rebounds:** 17 by Pete Brennan, 3/22/57 in Kansas City, Mo.^**Assists:** 11 by Ed Cota, 12/199**Blocked Shots:** 9 by John Henson, 11/11/11 on USS Carl Vinson, San Diego**Steals:** 8 by Ty Lawson, 4/6/09 in Detroit^**Most Michigan State Points vs. UNC:** 31 by Morris Peterson, 12/1/99**MIDDLE TENNESSEE STATE (UNC 4-0)**

Date	W-L	NC	MTSU	Site	Rank	Coach
3-14-85	W	76	57	South Bend, A&CC, NCAASe	7/-	DES
2-1-97	W	99	49	home, Smith Center	19/-	DES
11-14-97	W	84	56	home, Smith Center	4/-	BG
11-30-98	W	75	54	away, Murphy Center	3/-	BG

**MILLIGAN (UNC 0-1)**

Date	W-L	NC	MC	Site	Rank	Coach
12-11-43	L	35	42	home, Woollen Gym	—	BL

**MINNESOTA (UNC 3-2)**

Date	W-L	NC	UM	Site	Rank	Coach
12-20-57	W	73	67	Lexington, Ky., Memorial Coliseum	1/10	FM
12-28-59	W	72	65	Raleigh, Reynolds, Dixie Classic	—	FM
12-30-80	L	60	76	LA Sports Arena, Winston Tire Classic	6/-	DES
11-26-93	W	90	76	New York, MSG, preNIT	1/9	DES
11-19-10	L	67	72	San Juan, Puerto Rico Tip-Off	8/-	RW

**MISSISSIPPI (UNC 1-1)**

Date	W-L	NC	UM	Site	Rank	Coach
2-28-23	L	32	34	Atlanta, Municipal Auditorium, SoCon	—	none
3-1-26	W	38	23	Atlanta, Municipal Auditorium, SoCon	—	HS

**MISSISSIPPI COLLEGE (UNC 1-0)**

Date	W-L	NC	MC	Site	Rank	Coach
2-27-23	W	28	21	Atlanta, Municipal Auditorium, SoCon	—	none

**MISSISSIPPI STATE (UNC 6-0)**

Date	W-L	NC	MSU	Site	Rank	Coach
3-3-24	W	33	23	Atlanta, Municipal Auditorium, SoCon	—	NS
3-2-26	W	38	23	Atlanta, Municipal Auditorium, SoCon	—	HS
3-1-29	W	43	18	Atlanta, Municipal Auditorium, SoCon	—	JA
12-18-64	W	84	80	Blacksburg, Cassell, Va. Tech Inv.	—	DES
3-20-10	W	76	74	away, Humphrey Coliseum, NIT	—	RW
11-19-12	W	95	49	Maui Invitational, Lahaina CC	9/-	RW

**MISSISSIPPI VALLEY STATE (UNC 1-0)**

Date	W-L	NC	MVS	Site	Rank	Coach
11-20-2011	W	101	75	home, Smith Center	1/-	RW

**MISSOURI (UNC 5-4)**

Date	W-L	NC	UM	Site	Rank	Coach
11-27-82	L	60	64	St. Louis, Checker Dome	3/15	DES
12-30-82	W	73	58	Honolulu, Blaisdell, Rainbow Classic	-/12	DES
11-26-83	W	64	57	Greensboro Coliseum	1/-	DES
12-30-84	L	76	81	Honolulu, Hawaii Pacific Invit., Bloch Arena	7/-	DES
11-29-85	W	84	63	Anchorage, Sullivan Arena Great Alaska Shootout	1/-	DES
11-23-88	L	81	91	New York, MSG, preNIT	5/13	DES
12-3-88	W	76	60	Charlotte Coliseum, Diet Pepsi	10/8	DES
11-26-89	L	73	80	Maui Invitational, Lahaina CC	7/11	DES
3-17-00	W	84	70	Birmingham, Jefferson CC, NCAAs	—	BG

**UNC Bests vs. Missouri**

**Points:** 28 by Brendan Haywood, 3/17/2000 in Birmingham, Ala. ^

**Rebounds:** 15 by Brendan Haywood, 3/17/2000 in Birmingham, Ala. ^

**Assists:** 10 by Ed Cota, 3/17/2000 in Birmingham, Ala. ^

**Most MU Points:** 24 by Jeff Strong, Dec. 30, 1984

**MONMOUTH (UNC 1-0)**

Date	W-L	NC	M	Site	Rank	Coach
1-1-2012	W	102	65	home, Smith Center	5/-	RW
12-28-2016	W	102	74	home, Smith Center	9/-	RW

**MOUNT ST. MARY'S (UNC 1-0)**

Date	W-L	NC	MSM	Site	Rank	Coach
3-21-08	W	113	74	Raleigh, RBC Center, NCAAE	1/-	RW

**MURRAY STATE (UNC 2-0)**

Date	W-L	NC	MSU	Site	Rank	Coach
3-17-95	W	80	70	Tallahassee, Leon Cty CC, NCAAs	4/-	DES
3-17-06	W	69	65	Dayton Arena, NCAAE	10/-	RW

**NAVY (UNC 6-14)**

Date	W-L	NC	USNA	Site	Rank	Coach
2-11-20	L	24	37	away, Dahlgren Hall	—	FB
2-9-21	L	24	50	away, Dahlgren Hall	—	FB
2-4-25	L	20	39	away, Dahlgren Hall	—	MM
2-6-26	L (ot)	30	31	away, Dahlgren Hall	—	HS
2-9-27	L	26	31	away, Dahlgren Hall	—	JA
2-22-30	W	43	33	away, Dahlgren Hall	—	GS
2-4-33	L	40	66	away, Dahlgren Hall	—	GS
1-31-34	L	24	26	away, Dahlgren Hall	—	GS
1-19-35	W	30	19	away, Dahlgren Hall	—	GS
2-8-36	W	39	25	home, Indoor Athletic Court	—	WS
1-21-39	L	38	46	away, Dahlgren Hall	—	WS
1-27-40	W	44	40	away, Dahlgren Hall	—	BL
1-25-41	L	34	42	away, Dahlgren Hall	—	BL
2-21-42	L (ot)	39	42	away, Dahlgren Hall	—	BL
2-9-46	W	51	49	away, Dahlgren Hall	—	BC
1-25-47	L	35	39	away, Dahlgren Hall	—	TS
12-28-50	L	49	60	Raleigh, Reynolds, Dixie Classic	—	TS
12-28-53	L	62	86	Raleigh, Reynolds, Dixie Classic	—	FM
3-10-59	L	63	76	New York, MSG, NCAAE	9/-	FM
3-12-98	W	88	52	Hartford Civic Center, NCAAE	1/-	BG

**NEBRASKA (UNC 1-0)**

Date	W-L	NC	UN	Site	Rank	Coach
1-6-73	W	79	62	Greensboro Coliseum	9/-	DES

**NEVADA (UNC 5-0)**

Date	W-L	NC	UN	Site	Rank	Coach
12-30-87	W	115	91	away, Lawlor Events Center	4/-	DES
2-21-89	W	109	86	home, Smith Center	8/-	DES
12-27-07	W	106	70	home, Smith Center	1/-	RW
12-31-09	W	84	61	away, Lawlor Events Center	1/-	RW
11-29-09	W	80	73	home, Smith Center	11/-	RW

**UNLV (UNC 4-1)**

Date	W-L	NC	UNLV	Site	Rank	Coach
3-26-77	W	84	83	Atlanta, Omni, Final Four	5/4	DES
12-1-85	W	65	60	Anchorage, Sullivan Arena Great Alaska Shootout	1/16	DES
12-4-99	W	102	78	Charlotte Coliseum, Food Lion Classic	2/-	BG
11-26-11	L	80	90	Las Vegas Inv., Orleans Arena	1/-	RW
12-29-12	W	79	73	home, Smith Center	-/20	RW

**UNC Bests vs. UNLV**

**Points:** 31 by Mike O'Koren, 3/26/77 in Atlanta ^

**3FG:** 3 by P.J. Hairston, 11/26/11 in Las Vegas

**Rebounds:** 9 by Rich Yonakor, 3/26/77 in Atlanta ^; by Jason Capel, 12/4/99 in Charlotte; by James Michael McAdoo, 12/29/12

**Assists:** 17 by Ed Cota, 12/4/99 in Charlotte

**Blocked Shots:** 4 by Brendan Haywood, 12/4/99 in Charlotte

**Steals:** 4 by P.J. Hairston, 12/29/12

**NEWBERRY (UNC 1-0)**

Date	W-L	NC	NC	Site	Rank	Coach
2-25-22	W	32	27	Atlanta, Municipal Auditorium, SoCon	—	none

**NEW MEXICO STATE (UNC 1-0)**

Date	W-L	NC	NMSU	Site	Rank	Coach
3-15-75	W	93	69	Charlotte Coliseum, NCAAE	7/-	DES

**NEW ORLEANS (UNC 1-0)**

Date	W-L	NC	UNO	Site	Rank	Coach
3-15-96	W	83	62	Richmond Coliseum, NCAAE	25/-	DES

**NEW YORK UNIVERSITY (UNC 7-10)**

Date	W-L	NC	NYU	Site	Rank	Coach
1-15-36	L	33	55	away, Madison Square Garden	—	WS
1-15-37	L	30	37	away, Madison Square Garden	—	WS
2-5-38	W	57	39	home, Indoor Athletic Court	—	WS
1-18-41	L	49	53	home, Woollen Gym	—	BL
12-27-45	W	43	41	away, Madison Square Garden	—	BC
3-21-46	W	57	49	New York, MSG, NCAAE	—	BC
1-14-47	W	50	48	away, Madison Square Garden	—	TS
2-3-47	L	47	60	home, Woollen Gym	—	TS
1-15-48	L	34	63	away, Madison Square Garden	—	TS
1-6-49	L	48	72	away, Madison Square Garden	-/20	TS
1-4-51	L	60	66	away, Madison Square Garden	—	TS
2-7-53	L	78	82	home, Woollen Gym	—	FM
12-20-56	W	64	59	away, Madison Square Garden	3/-	FM
2-12-64	L	68	69	away, Madison Square Garden	—	DES
2-6-65	W	100	78	Greensboro	—	DES
2-9-66	L	78	83	away, Madison Square Garden	—	DES
12-17-66	W	95	58	Greensboro	6/-	DES

**NIAGARA (UNC 1-0)**

Date	W-L	NC	NU	Site	Rank	Coach
12-30-78	W	121	69	Rochester, War Mem., Kodak Classic	5/-	DES

**NICHOLLS (UNC 2-0)**

Date	W-L	NC	NI	Site	Rank	Coach
12-19-07	W	88	78	home, Smith Center	1/-	RW
12-19-11	W	99	49	home, Smith Center	5/-	RW

**UNC ASHEVILLE (UNC 8-0)**

Date	W-L	NC	A	Site	Rank	Coach
12-31-94	W	95	77	home, Smith Center	1/-	DES
12-28-95	W	66	49	away, Asheville Civic Center	11/-	DES
12-28-05	W	89	47	home, Smith Center	23/-	RW
12-16-06	W	93	62	home, Smith Center	3/-	RW
1-9-08	W	93	81	home, Smith Center	1/-	RW
11-30-08	W	116	48	home, Smith Center	1/-	RW
11-23-10	W	80	69	home, Smith Center	25/-	RW
11-13-11	W	91	75	away, Kimmel Arena	1/-	RW

**NORTH CAROLINA A&T (UNC 2-0)**

Date	W-L	NC	A&T	Site	Rank	Coach
12-27-01	W	104	66	home, Smith Center	—	MD
2-18-03	W	93	57	home, Smith Center	—	MD

**NORTH CAROLINA CENTRAL (UNC 2-0)**

Date	W-L	NC	NCCU	Site	Rank	Coach
11-11-09	W	89	42	home, Smith Ctr., Coaches vs. Cancer	6/-	RW
11-14-14	W	76	60	home, Smith Center	6/-	RW

**UNC GREENSBORO (UNC 3-0)**

Date	W-L	NC	UNCB	Site	Rank	Coach
12-7-13	W	81	50	home, Smith Center	—	RW
12-16-14	W	79	56	away, Greensboro Coliseum	24/-	RW
12-28-15	W	96	63	home, Smith Center	7/-	RW

**NC STATE (UNC 160-78)**

Date	W-L	NC	NCS	Site	Rank	Coach
2-22-13	L	18	26	away, Raleigh Auditorium	—	NC
3-15-19	L	29	39	away, Raleigh Auditorium	—	none
3-3-20	W	41	12	home, Bynum Gym	—	FB
3-6-20	L	21	32	away, Raleigh Auditorium	—	FB
2-19-21	W	62	10	home, Bynum Gym	—	FB
3-2-21	L	31	32	away, Raleigh Auditorium	—	FB
1-31-22	W	30	17	away, Raleigh Auditorium	—	none
2-6-22	W	49	19	home, Bynum Gym	—	none
2-19-23	W	39	9	home, Bynum Gym away,	—	none
2-21-23	W	45	26	Raleigh Auditorium	—	none
2-18-24	W	44	9	home, Indoor Athletic Court	—	NS
2-23-24	W	41	24	away, Raleigh Auditorium	—	NS
2-10-25	W	27	17	away, Thompson Gym	—	MM
2-19-25	W	29	10	home, Indoor Athletic Court	—	MM
2-2-26	W	31	21	home, Indoor Athletic Court	—	HS
2-18-26	L	8	17	away, Thompson Gym	—	HS
1-19-27	W	40	20	home, Indoor Athletic Court	—	JA
2-12-27	W	19	13	away, Thompson Gym	—	JA
2-1-28	W	31	21	away, Thompson Gym	—	JA
2-17-28	W	31	21	home, Indoor Athletic Court	—	JA
1-22-29	W	41	32	home, Indoor Athletic Court	—	JA
2-13-29	W	35	34	away, Thompson Gym	—	JA
1-28-30	W	27	25	away, Thompson Gym	—	JA
2-11-30	L	26	28	home, Indoor Athletic Court	—	JA
1-27-31	W	22	16	home, Indoor Athletic Court	—	JA
2-3-31	L	20	23	away, Thompson Gym	—	JA
1-26-32	L	18	19	away, Thompson Gym	—	JA
2-23-32	L	17	36	home, Indoor Athletic Court	—	JA
1-18-33	W	32	23	home, Indoor Athletic Court	—	GS
2-20-33	W	35	28	away, Thompson Gym	—	GS
1-24-34	L	30	34	away, Thompson Gym	—	GS
2-10-34	W	45	24	home, Indoor Athletic Court	—	GS
1-30-35	W	33	27	home, Indoor Athletic Court	—	GS
2-19-35	W	37	35	away, Thompson Gym	—	GS
3-1-35	W	30	28	Raleigh, Mem. Auditorium, SoCon	—	GS
1-18-36	W	37	35	home, Indoor Athletic Court	—	WS
2-27-36	W	31	29	away, Thompson Gym	—	WS
3-6-36	W	31	28	Raleigh, Mem. Auditorium, SoCon	—	WS
1-19-37	W	41	35	away, Thompson Gym	—	WS
2-1-37	W	34	31	home, Indoor Athletic Court	—	WS
1-25-38	W	39	31	home, Indoor Athletic Court	—	WS
2-22-38	W	41	32	away, Thompson Gym	—	WS
1-24-39	L	22	35	away, Thompson Gym	—	WS
2-17-39	W	40	25	home, Woollen Gym	—	WS
1-13-40	W	52	41	home, Woollen Gym	—	BL
2-16-40	W	60	36	away, Thompson Gym	—	BL
1-21-41	W	47	26	away, Thompson Gym	—	BL
2-12-41	W	60	30	home, Woollen Gym	—	BL
1-20-42	W	41	28	home, Woollen Gym	—	BL
2-12-42	L (ot)	30	32	away, Thompson Gym	—	BL
1-20-43	L	36	47	away, Thompson Gym	—	BL
2-9-43	W	45	38	home, Woollen Gym	—	BL
1-15-44	W	52	24	home, Woollen Gym	—	BL
1-26-44	W	42	27	away, Thompson Gym	—	BL
1-26-45	W	61	46	home, Woollen Gym	—	BC
2-12-45	W	43	35	away, Thompson Gym	—	BC
2-22-45	W	52	28	Raleigh, Mem. Auditorium, SoCon	—	BC
1-23-46	W	71	34	home, Woollen Gym	—	BC
2-11-46	W	55	44	away, Thompson Gym	—	BC
2-1-47	L (ot)	46	48	home, Woollen Gym	—	TS
3-8-47	L	48	50	Durham, Duke Indoor Stadium, SoCon	—	TS
2-3-48	L	42	81	away, Thompson Gym	—	TS
2-21-48	L	45	69	home, Woollen Gym	—	TS
3-5-48	L	50	55	Durham, Duke Indoor Stadium, SoCon	—	TS
1-22-49	L	36	67	away, Thompson Gym	—	TS
2-19-49	L	39	79	home, Woollen Gym	—	TS
3-4-49	L	40	43	Durham, Duke Indoor Stadium, SoCon	—	TS
1-21-50	L	57	61	home, Woollen Gym	—	TS
2-21-50	L	44	70	away, Reynolds Coliseum	—	TS
1-27-51	L	58	71	away, Reynolds Coliseum	—	TS
2-17-51	L	53	68	home, Woollen Gym	—	TS
12-28-51	L	51	58	Raleigh, Reynolds, Dixie Classic	—	TS
1-26-52	L (ot)	53	58	home, Woollen Gym	—	TS
2-23-52	L	52	71	away, Reynolds Coliseum	—	TS
1-24-53	W	70	69	away, Reynolds Coliseum	—	FM
2-21-53	L	66	87	home, Woollen Gym	—	FM
3-5-53	L	54	86	Raleigh, Reynolds, SoCon	—	FM
1-19-54	L	77	84	home, Woollen Gym	—	FM
2-24-54	L	48	57	away, Reynolds Coliseum	—	FM
3-4-54	L	51	52	Raleigh, Reynolds, ACC	-/18	FM
12-28-54	L	44	47	Raleigh, Reynolds, Dixie Classic	-/2	FM
1-18-55	W	84	80	away, Reynolds Coliseum	-/2	FM
2-22-55	L	75	79	home, Woollen Gym	-/6	FM
12-31-55	L	60	82	Raleigh, Reynolds, Dixie Classic	4/3	FM

1-18-56	W	73	69	home, Woollen Gym	9/3	FM
2-21-56	L	73	79	away, Reynolds Coliseum	10/6	FM
1-15-57	W	83	57	away, Reynolds Coliseum	6/-	FM
2-19-57	W	86	57	home, Woollen Gym	1/-	FM
12-28-57	W	39	30	Raleigh, Reynolds, Dixie Classic	4/13	FM
1-15-58	L	57	58	home, Woollen Gym	6/20	FM
2-18-58	W	81	69	away, Reynolds Coliseum	11/9	FM
3-7-58	W	64	58	Raleigh, Reynolds, ACC	13/14	FM
1-14-59	W	72	68	away, Reynolds Coliseum	3/1	FM
2-18-59	W	74	67	home, Woollen Gym	1/6	FM
3-7-59	L	56	80	Raleigh, Reynolds, ACC	5/10	FM
1-13-60	W	62	51	home, Woollen Gym	16/-	FM
2-17-60	W	66	62	away, Reynolds Coliseum	19/-	FM
1-18-61	W	97	66	away, Reynolds Coliseum	6/-	FM
2-15-61	W	62	56	home, Woollen Gym	7/-	FM
1-17-62	W	66	56	home, Woollen Gym	—	DES
2-14-62	L	57	85	away, Reynolds Coliseum	—	DES
1-16-63	W (ot)	67	65	home, Woollen Gym	—	DES
2-12-63	W	68	63	away, Reynolds Coliseum	—	DES
1-15-64	W	79	71	home, Woollen Gym	—	DES
2-22-64	L	49	51	away, Reynolds Coliseum	—	DES
1-13-65	L	62	65	home, Woollen Gym	—	DES
2-17-65	W	69	68	away, Reynolds Coliseum	—	DES
1-13-66	W	83	75	home, Carmichael	—	DES
2-15-66	L	77	87	away, Reynolds Coliseum	—	DES
1-11-67	W	79	78	home, Carmichael	5/-	DES
2-14-67	W	77	60	away, Reynolds Coliseum	2/-	DES
3-9-67	W	56	53	Greensboro Coliseum, ACC	4/-	DES
1-10-68	W	68	66	away, Reynolds Coliseum	3/-	DES
2-12-68	W	96	84	home, Carmichael	3/-	DES
3-9-68	W	87	50	Charlotte Coliseum, ACC	5/-	DES
1-8-69	W	83	63	home, Carmichael	2/-	DES
2-10-69	W	85	62	away, Reynolds Coliseum	2/-	DES
1-7-70	W	78	69	away, Reynolds Coliseum	4/10	DES
2-9-70	W	88	86	home, Carmichael	7/5	DES
12-18-70	L	70	82	Greensboro Coliseum, Big Four	20/-	DES
2-8-71	W	65	63	away, Reynolds Coliseum	16/-	DES
3-3-71	W	97	81	home, Carmichael	12/-	DES
12-18-71	W	99	68	Greensboro Coliseum, Big Four	4/-	DES
2-7-72	W	101	78	home, Carmichael	4/-	DES
2-29-72	L	84	85	away, Reynolds Coliseum	5/-	DES
12-16-72	L	61	68	Greensboro Coliseum, Big Four	11/6	DES
2-5-73	L	73	76	away, Reynolds Coliseum	8/2	DES
2-27-73	L	78	82	home, Carmichael	6/2	DES
1-4-74	L	77	78	Greensboro Coliseum, Big Four	4/2	DES
1-22-74	L	80	83	home, Carmichael	5/3	DES
2-26-74	L	72	83	away, Reynolds Coliseum	6/1	DES
1-4-75	L	67	82	Greensboro Coliseum, Big Four	8/1	DES
1-18-75	L (ot)	85	88	away, Reynolds Coliseum	14/4	DES
2-25-75	W	76	74	home, Carmichael	13/7	DES
3-8-75	W	70	66	Greensboro Coliseum, ACC	12/8	DES
1-18-76	L	67	68	home, Carmichael	7/13	DES
2-24-76	W	91	79	away, Reynolds Coliseum	3/15	DES
11-26-76	W	78	66	Greensboro Coliseum, Big Four	3/15	DES
1-19-77	L	73	75	away, Reynolds Coliseum	4/-	DES
2-23-77	W	90	73	home, Carmichael	9/-	DES
3-4-77	W	70	56	Greensboro Coliseum, ACC	6/-	DES
12-3-77	W	87	82	Greensboro Coliseum, Big Four	2/-	DES
1-18-78	W	69	64	home, Carmichael	5/-	DES
2-23-78	L	67	72	away, Reynolds Coliseum	8/-	DES
1-17-79	W	70	69	away, Reynolds Coliseum	2/14	DES
2-22-79	W	71	56	home, Carmichael	4/-	DES
11-30-79	W	97	84	Greensboro Coliseum, Big Four	6/-	DES
1-16-80	W	67	64	home, Carmichael	9/16	DES
2-20-80	L	50	63	away, Reynolds Coliseum	8/-	DES
1-14-81	W	73	70	home, Carmichael	17/-	DES
1-31-81	W	57	54	away, Reynolds Coliseum	12/-	DES
3-5-81	W	69	54	Landover, Capital Centre, ACC	12/-	DES
1-13-82	W	61	41	away, Reynolds Coliseum	1/12	DES
1-30-82	W	58	44	home, Carmichael	2/17	DES
3-6-82	W	58	46	Greensboro Coliseum, ACC	1/-	DES
1-19-83	W	99	81	home, Carmichael	3/-	DES
2-19-83	L	63	70	away, Reynolds Coliseum	3/-	DES
3-12-83	L (ot)	84	91	Atlanta, Omni, ACC	5/-	DES
1-7-84	W	81	60	away, Reynolds Coliseum	1/12	DES
2-18-84	W	95	71	home, Carmichael	1/-	DES
1-16-85	W	86	76	home, Carmichael	6/-	DES
2-16-85	L	76	85	away, Reynolds Coliseum	13/-	DES
3-9-85	W	57	51	Atlanta, Omni, ACC	6/18	DES
1-4-86	W	90	79	home, Carmichael	1/-	DES
2-23-86	L	65	76	away, Reynolds Coliseum	1/20	DES
1-18-87	W	96	78	home, Smith Center	3/17	DES
2-5-87	W	96	79	away, Reynolds Coliseum	3/-	DES
3-8-87	L	67	68	Landover, Capital Centre, ACC	2/-	DES
1-24-88	W	77	73	away, Reynolds Coliseum	2/20	DES
2-11-88	W (ot)	75	73	home, Smith Center	6/16	DES



1-21-89	W	84	81	home, Smith Center	13/15	DES
2-9-89	L	88	98	away, Reynolds Coliseum	6/17	DES
1-20-90	W	91	81	away, Reynolds Coliseum	-/19	DES
2-7-90	L	77	88	home, Smith Center	—	DES
2-6-91	L	91	97	away, Reynolds Coliseum	9/-	DES
2-7-91	W	92	70	home, Smith Center	9/-	DES
1-22-92	L	88	99	away, Reynolds Coliseum	10/-	DES
2-22-92	L	94	99	home, Smith Center	4/-	DES
1-7-93	W	100	67	away, Reynolds Coliseum	6/-	DES
2-6-93	W	104	58	home, Smith Center	6/-	DES
1-5-94	W	88	58	home, Smith Center	2/-	DES
2-5-94	W	77	64	away, Reynolds Coliseum	2/-	DES
1-4-95	L	70	80	away, Reynolds Coliseum	1/-	DES
2-4-95	W	82	63	home, Smith Center	2/-	DES
1-4-96	W	96	72	home, Smith Center	16/-	DES
2-3-96	L	75	78	away, Reynolds Coliseum	8/-	DES
1-15-97	W	59	56	home, Smith Center	22/-	DES
2-12-97	W	45	44	away, Reynolds Coliseum	16/-	DES
3-9-97	W	64	54	Greensboro Coliseum, ACC	5/-	DES
1-21-98	W	74	60	away, Reynolds Coliseum	2/-	BG
2-21-98	L	72	86	home, Smith Center	1/-	BG
3-6-98	W	73	46	Greensboro Coliseum, ACC	4/-	BG
1-16-99	W	59	56	away, Reynolds Coliseum	9/-	BG
2-17-99	W	62	53	home, Smith Center	14/-	BG
1-8-00	W	83	75	home, Smith Center	14/-	BG
2-9-00	W	70	62	away, Entertainment Sports Arena	—	BG
1-28-01	W	60	52	away, Entertainment Sports Arena	5/-	MD
2-28-01	W	76	63	home, Smith Center	4/-	MD
1-23-02	L	59	77	home, Smith Center	—	MD
2-24-02	L	76	98	away, Entertainment Sports Arena	—	MD
1-26-03	L	78	86	away, RBC Center	—	MD
2-25-03	L (ot)	67	75	home, Smith Center	—	MD
1-28-04	W	68	66	home, Smith Center	12/-	RW
2-29-04	W	71	64	away, RBC Center	12/14	RW
2-3-05	W	95	71	home, Smith Center	2/-	RW
2-22-05	W	81	71	away, RBC Center	2/-	RW
1-7-06	W	82	69	home, Smith Center	25/13	RW
2-22-06	W	95	71	away, RBC Center	21/15	RW
2-3-07	L	79	83	away, RBC Center	3/-	RW
2-21-07	W	83	64	home, Smith Center	5/-	RW
3-11-07	W	89	80	Tampa, STP Times Forum, ACC	8/-	RW
1-12-08	W	93	62	home, Smith Center	1/-	RW
2-20-08	W	84	70	away, RBC Center	3/-	RW
1-31-09	W	93	76	away, RBC Center	5/-	RW
2-18-09	W	89	80	home, Smith Center	3/-	RW
1-26-10	W	77	63	away, RBC Center	—	RW
2-13-10	W	74	61	home, Smith Center	—	RW
1-29-11	W	84	64	home, Smith Center	—	RW
2-23-11	W	75	63	away, RBC Center	19/-	RW
1-26-12	W	74	55	home, Smith Center	7/-	RW
2-22-12	W	86	74	away, RBC Center	7/-	RW
3-10-12	W	69	67	Atlanta, Philips Arena, ACC	4/-	RW
1-26-13	L	83	91	away, PNC Arena	-/18	RW
2-23-13	W	76	65	home, Smith Center	—	RW
2-1-14	W	84	70	home, Smith Center	—	RW
2-26-14	W (ot)	85	84	away, PNC Arena	—	RW
1-14-15	W	81	79	away, PNC Arena	15/-	RW
2-24-15	L	46	58	home, Smith Center	15/-	RW
1-16-16	W	84	73	home, Smith Center	5/-	RW
2-24-16	W	80	68	away, PNC Arena	7/-	RW
1-8-17	W	107	56	home, Smith Center	14/-	RW
2-15-17	W	97	73	away, PNC Arena	10/-	RW
1-27-18	L (ot)	91	95	home, Smith Center	10/-	RW
2-10-18	W	96	89	away, PNC Arena	21/-	RW
1-8-19	W	90	82	away, PNC Arena	12/15	RW
2-5-19	W	113	96	home, Smith Center	8/-	RW
1-27-20	W	75	65	away, PNC Arena	—	RW
2-25-20	W	85	79	home, Smith Center	—	RW

(individual series highs may be found on pages 145, 147 and 150)

**UNC at home**— 78-23 (27-7 at Smith Center, 18-3 at Carmichael Auditorium, 16-11 at Woollen Gymnasium, 13-2 at Indoor Athletic Court, 4-0 at Bynum Gymnasium); **UNC on the road**— 67-46 (17-4 at PNC Arena/RBC Center/Entertainment & Sports Arena, 29-29 at Reynolds Coliseum, 15-9 at Thompson Gym, 6-4 at Raleigh Memorial Auditorium); **UNC at neutral sites**— 15-9 (10-4 in Greensboro, 2-1 in Atlanta, 1-0 in Charlotte, 1-0 in Tampa, 1-1 in Landover, 0-3 in Durham); **Dean Smith vs. NC State**— 60-30; **Bill Guthridge vs. NC State**— 6-1; **Matt Doherty vs. NC State**— 2-4; **Roy Williams vs. NC State**— 32-4; **UNC in Overtime**— 3-7; **UNC Largest Win**— 56 (107-56, 2016-17); **UNC Largest Loss**— 40 (39-79, 1948-49); **UNC Most Points**— 113 (2018-19)

#### UNCW (UNC 5-0)

Date	W-L	NC	UNCW	Site	Rank	Coach
12-28-03	W	71	54	Myrtle Beach	9/-	RW
12-28-04	W	96	75	home, Smith Center	4/-	RW
12-31-13	W	84	51	home, Smith Center	19/-	RW
12-5-18	W	97	69	home, Smith Center	14/-	RW
11-8-19	W	78	62	away, Trask Coliseum	9/-	RW

#### NORTHEASTERN (UNC 1-0)

Date	W-L	NC	NU	Site	Rank	Coach
3-15-91	W	101	66	Syracuse, Carrier Dome, NCAAe	4/-	DES

#### NORTHERN IOWA (UNC 2-1)

Date	W-L	NC	NK	Site	Rank	Coach
11-21-2015	L	67	71	away, McLeod Center	1/-	RW
12-21-2016	W	85	42	home, Smith Center	8/-	RW
11-10-2017	W	86	69	home, Smith Center	9/-	RW

#### NORTHERN KENTUCKY (UNC 1-0)

Date	W-L	NC	NK	Site	Rank	Coach
12-27-2013	W	75	60	home, Smith Center	19/-	RW

#### NORTH TEXAS (UNC 1-0)

Date	W-L	NC	UNT	Site	Rank	Coach
3-17-88	W	83	65	Salt Lake City, Huntsman, NCAAw	7/-	DES

#### NORTHWESTERN (UNC 4-1)

Date	W-L	NC	NU	Site	Rank	Coach
12-19-46	L	51	65	away, Chicago Stadium	—	TS
12-20-58	W	78	64	Louisville, Freedom Hall Blue Grass Festival	10/6	FM
12-30-70	W	98	74	Greensboro Coliseum	—	DES
11-29-78	W	97	67	away, McGaw Hall	14/-	DES
11-23-15	W	80	69	Kansas City, Sprint Ctr, CBE Classic	9/-	RW

#### NOTRE DAME (UNC 25-8)

Date	W-L	NC	UND	Site	Rank	Coach
2-15-58	L	70	89	Chicago, Chicago Stadium	11/-	FM
12-19-58	W	81	77	Louisville, Freedom Hall Blue Grass Festival	10/17	FM
1-3-59	W	69	54	Charlotte Coliseum	3/-	FM
1-2-60	W	75	65	Charlotte Coliseum	—	FM
1-7-61	W	73	71	Charlotte Coliseum	6/-	FM
1-6-62	W	99	80	Charlotte Coliseum	—	DES
1-5-63	W (ot)	76	68	away, Notre Dame Fieldhouse	—	DES
1-4-64	W	78	68	Greensboro Coliseum	—	DES
2-19-72	W	99	74	New York, MSG	3/-	DES
3-24-73	L	71	78	New York, MSG, NIT	11/-	DES
3-17-77	W	79	77	College Park, Cole FH, NCAAe	5/10	DES
3-16-85	W	60	58	at South Bend, A&CC, NCAAse	7/-	DES
1-26-86	W	73	61	home, Smith Center	1/16	DES
2-1-87	L	58	60	away, Athletic & Convocation Center	1/-	DES
3-19-87	W	74	68	Meadowlands, NCAAe	2/18	DES
1-5-91	W	82	47	Meadowlands	7/-	DES
1-11-92	L	76	88	New York, MSG	8/-	DES
2-23-93	W	85	56	home, Smith Center	3/-	DES
2-23-94	W	80	71	away, Joyce Center	4/-	DES
11-26-08	W	102	87	Maui Invitational, Lahaina CC	1/8	RW
2-8-14	W	73	62	away, Joyce Center	—	RW
3-3-14	W	63	61	home, Smith Center	—	RW
1-5-15	L	70	71	home, Smith Center	18/13	RW
3-14-15	L	82	90	Greensboro Coliseum, ACC	19/11	RW
2-6-16	L	76	80	away, Joyce Center	2/-	RW
3-11-16	W	78	47	Verizon Center, Washington, DC, ACC	7/-	RW
3-27-16	W	88	74	Wells Fargo Ctr, Philadelphia, NCAAe	3/-	RW
2-5-17	W	83	76	home, Greensboro Coliseum	12/20	RW
1-13-18	W	69	68	away, Joyce Center	20/-	RW
2-12-18	W	83	66	home, Smith Center	14/-	RW
1-15-19	W	75	69	home, Smith Center	13/-	RW
11-6-19	W	76	65	home, Smith Center	9/-	RW
2-17-20	L	76	77	away, Joyce Center	—	RW

(individual series highs may be found on pages 145, 147 and 151)

**UNC at home**— 7-1; **UNC at Smith Center**— 6-1; **UNC on the road**— 5-3; **UNC at neutral sites**— 13-4; **Dean Smith vs. Notre Dame**— 11-3; **Roy Williams vs. Notre Dame**— 10-4; **UNC Largest Win**— 35 (82-47, 1990-91); **UNC Largest Loss**— 19 (70-89, 1957-58); **UNC Most Points**— 102 (102-87, 2008-09)

#### OAKLAND (UNC 2-0)

Date	W-L	NC	UC	Site	Rank	Coach
3-18-05	W	96	68	Charlotte Coliseum, NCAAe	2/-	RW
11-8-13	W	84	61	home, Smith Center	12/-	RW

**OHIO STATE (UNC 12-3)**

Date	W-L	NC	OSU	Site	Rank	Coach
1-2-29	L	30	43	away, Taft Coliseum	—	JA
3-23-46	W	60	57	New York, MSG, NCAAe	—	BC
12-6-65	W	82	72	away, St. John Arena	—	DES
12-30-66	W	105	82	Charlotte Coliseum	3/-	DES
3-22-68	W	80	66	Los Angeles, Final Four	4/-	DES
3-25-83	W	64	51	Syracuse, Carrier Dome, NCAAe	8/-	DES
3-27-92	L	73	80	Lexington, Ky., Rupp Arena, NCAAs	18/3	DES
12-22-92	W	84	64	away, St. John Arena	5/-	DES
12-18-93	W	81	68	home, Smith Center	2/-	DES
11-29-06	W	98	89	home, Smith Center, ACC/Big10	7/3	RW
11-28-07	W	66	55	away, Schottenstein Center, ACC/Big10	1/-	RW
11-19-09	W	77	73	NY, MSG, Coaches vs Cancer	6/15	RW
12-20-14	W	82	74	Chicago, United Center	24/12	RW
12-23-17	W	86	72	CBS Sports Classic	5/-	RW
12-4-19	L	49	74	New Orleans, Smoothie King Center	7/6	RW
				CBS Sports Classic		

**UNC at home/Smith Center— 2-1; UNC in Columbus— 3-1; UNC at neutral sites— 7-1; UNC Largest Win— 23 (105-82, 1966-67); UNC Largest Loss— 25 (49-74, 2019-20); UNC Most Points— 105 (105-82, 1966-67)**

**UNC Bests vs. Ohio State**

**Points:** 32 by Bobby Lewis, 12/6/65

**3FG:** 4 by Wayne Ellington, 11/28/07; by Jalek Felton, 12/23/17 in New Orleans; by Cole Anthony, 12/4/19

**Rebounds:** 16 by George Lynch, 12/22/92

**Assists:** 8 by Larry Drew, 11/19/09 in New York

**Blocked Shots:** 6 by Kevin Salvadori, 12/18/93

**Steals:** 4 by Derrick Phelps, 12/18/93

**Most Ohio State Points vs. UNC:** 30 by Ron Lewis, 11/29/06

**OHIO UNIVERSITY (UNC 2-1)**

Date	W-L	NC	OU	Site	Rank	Coach
12-14-85	W	99	57	home, Carmichael	1/-	DES
12-20-02	L	78	86	home, Smith Center	—	MD
3-23-12	W (ot)	73	65	St. Louis, EJ Dome, NCAAmw	4/-	RW

**OKLAHOMA (UNC 3-0)**

Date	W-L	NC	OU	Site	Rank	Coach
12-29-82	W	77	69	Honolulu, Blaisdell, Rainbow Classic	—	DES
3-17-90	W	79	77	Austin, Erwin Center, NCAAmw	-1	DES
3-29-09	W	72	60	Memphis, FedEx Forum, NCAAs	2/7	RW

**OKLAHOMA STATE (UNC 1-1)**

Date	W-L	NC	OSU	Site	Rank	Coach
3-26-46	L	40	43	New York, MSG, NCAA FF	—	BC
11-22-16	W	107	75	Maui Invitational, Lahaina CC	4/-	RW

**OLD DOMINION (UNC 8-0)**

Date	W-L	NC	ODU	Site	Rank	Coach
2-14-89	W	87	77	away, Scope	6/-	DES
1-3-90	W	90	78	home, Smith Center	—	DES
12-1-92	W	119	82	home, Smith Center	7/-	DES
12-29-94	W	98	79	away, Scope	1/-	DES
12-4-98	W	63	61	Charlotte Coliseum, Food Lion Classic	3/-	BG
11-24-02	W	67	59	away, Scope	—	MD
11-22-03	W	90	64	home, Smith Center	9/-	RW
11-23-07	W	99	82	Las Vegas Inv., Orleans Arena	1/-	RW

**ORAL ROBERTS (UNC 4-0)**

Date	W-L	NC	ORU	Site	Rank	Coach
3-17-73	W	82	65	New York, MSG, NIT	11/-	DES
12-27-76	W	100	84	Portland, Mem. Col., Far West Classic	10/-	DES
12-8-84	W	87	65	home, Carmichael	16/-	DES
12-13-08	W	100	84	home, Smith Center	1/-	RW

**OREGON (UNC 6-0)**

Date	W-L	NC	OU	Site	Rank	Coach
12-2-68	W	89	78	Greensboro Coliseum	2/-	DES
12-3-68	W	106	73	home, Carmichael	2/-	DES
12-29-76	W	86	60	Portland, Mem. Col., Far West Classic	9/-	DES
11-25-08	W	98	69	Maui Invitational, Lahaina CC	1/-	RW
4-1-17	W	77	76	Glendale, Univ. of Phoenix Stadium	5/9	RW
				NCAA FF		
11-29-19	W	78	74	Battle 4 Atlantis, Bahamas	6/11	RW

**OREGON STATE (UNC 3-1)**

Date	W-L	NC	OSU	Site	Rank	Coach
12-30-53	L	53	65	Raleigh, Reynolds, Dixie Classic	-4	FM
12-30-67	W	68	61	Portland, Mem. Col., Far West Classic	5/-	DES
11-26-77	W	94	63	Charlotte Coliseum	1/-	DES
11-30-77	W	90	64	home, Carmichael	2/-	DES

**PENN (UNC 6-2)**

Date	W-L	NC	UP	Site	Rank	Coach
1-24-48	W	52	46	away, Palestra	—	TS
12-31-52	L	62	70	Raleigh, Reynolds Coliseum	—	FM
3-18-72	W	73	59	Morgantown, NCAAe	2/3	DES
3-11-79	L	71	72	Raleigh, Reynolds, NCAAe	3/-	DES
3-12-87	W	113	82	Charlotte Coliseum, NCAAe	2/-	DES
1-3-07	W	102	64	home, Smith Center	2/-	RW
12-4-07	W	106	71	away, Palestra	1/-	RW
11-15-08	W	86	71	home, Smith Center	1/-	RW

**PENN STATE (UNC 4-1)**

Date	W-L	NC	PSU	Site	Rank	Coach
12-3-66	W	93	63	Greensboro Coliseum	9/-	DES
12-29-70	W	73	57	Greensboro Coliseum	17/-	DES
12-28-81	W (ot)	56	50	Santa Clara, Toso Pavilion	1/-	DES
3-18-01	L	74	82	New Orleans Superdome, NCAAs	6/-	MD
11-18-02	W	85	55	home, Smith Center, preNIT	—	MD

**PEPPERDINE (UNC 2-0)**

Date	W-L	NC	PU	Site	Rank	Coach
1-3-89	W	102	80	away, Firestone Fieldhouse	7/-	DES
1-6-90	W	95	69	home, Smith Center	—	DES

**PITTSBURGH (UNC 14-5)**

Date	W-L	NC	UP	Site	Rank	Coach
3-21-41	L	20	26	Madison, Wis., UW FH, NCAAe	—	BL
12-4-71	W	90	75	away, Fitzgerald Fieldhouse	2/-	DES
12-2-72	W	99	70	home, Carmichael	—	DES
3-15-81	W	74	57	El Paso, Special Events Ctr, NCAAw	6/-	DES
12-20-93	W	106	93	away, Civic Arena	2/-	DES
11-29-94	W	90	67	home, Smith Center	2/-	DES
12-20-95	W	66	49	away, Civic Arena	11/-	DES
11-29-96	W	82	61	home, Smith Center	14/-	DES
2-15-14	W	75	71	home, Smith Center	-25	RW
3-14-14	L	75	80	Greensboro Coliseum, ACC	15/-	RW
2-14-15	L	76	89	away, Petersen Center	12/-	RW
2-14-16	W	85	64	home, Smith Center	9/-	RW
3-10-16	W	88	71	Verizon Center, Washington, DC, ACC	7/-	RW
1-31-17	W	80	78	home, Smith Center	12/-	RW
2-25-17	W	85	67	away, Petersen Center	8/-	RW
2-3-18	W	96	65	home, Smith Center	19/-	RW
1-5-19	W	85	60	away, Petersen Center	15/-	RW
1-8-20	L	65	73	home, Smith Center	—	RW
1-18-20	L	52	66	away, Petersen Center	—	RW

*(individual series highs may be found on 145, 148 and 151)*

**UNC at home/Smith Center— 7-1/6-1; UNC on the road— 5-2; UNC at neutral sites— 2-2; Dean Smith vs. Pittsburgh— 7-0; Roy Williams vs. Pittsburgh— 7-4; UNC Largest Win— 31 (96-65, 2017-18); UNC Largest Loss— 14 (52-66, 2019-20); UNC Most Points— 106 (106-93, 1993-94)**

**PORTLAND (UNC 1-0)**

Date	W-L	NC	UP	Site	Rank	Coach
11-23-17	W	102	78	Portland, Moda Center, PK80	9/-	RW

**PRESBYTERIAN (UNC 1-0)**

Date	W-L	NC	PU	Site	Rank	Coach
12-12-09	W	103	64	home, Smith Center	11/-	RW

**PRINCETON (UNC 8-5)**

Date	W-L	NC	PU	Site	Rank	Coach
2-9-29	L (ot)	19	20	away, University Gym	—	JA
1-21-38	L	32	53	away, University Gym	—	WS
1-3-39	L	20	30	home, Woollen Gym	—	WS
12-30-52	W	73	59	Raleigh, Reynolds, Dixie Classic	—	DES
12-27-65	W	75	61	Greensboro Coliseum	—	DES
1-2-67	L	81	91	home, Carmichael	3/-	DES
3-17-67	W	78	70	College Park, Cole FH, NCAAe	4/5	DES
12-16-67	W	71	63	Greensboro Coliseum	7/10	DES
12-30-68	W	103	76	New York, MSG, ECAC	2/-	DES
12-6-71	L	73	89	away, Jadwin Gym	2/-	DES
12-22-96	W	69	60	away, Jadwin Gym	12/-	DES
12-13-97	W	50	42	home, Smith Center	2/22	BG
3-16-01	W	70	48	New Orleans Superdome, NCAAs	6/-	MD

**PROVIDENCE (UNC 4-1)**

Date	W-L	NC	PC	Site	Rank	Coach
3-22-71	W	86	79	New York, MSG, NIT	13/-	DES
2-12-78	L	59	61	away, Providence Civic Center	7/20	DES
2-10-79	W	89	55	Charlotte Coliseum	6/-	DES
3-21-14	W	79	77	San Antonio, AT&T Center, NCAAe	19/-	RW
3-19-16	W	85	66	Raleigh, PNC Arena, NCAAe	3/-	RW

**UNC Bests vs. Providence**

**Points:** 22 by Dave Chadwick, 3/22/71 in New York~

**3FG:** 3 by Marcus Paige, 3/21/14 in San Antonio, Texas^

**Rebounds:** 11 by Lee Dedmon, 3/22/71 in New York~

**Assists:** 6 by Phil Ford, 2/12/78; by J.P. Tokoto, 3/21/14 in San Antonio, Texas^

**Blocked Shots:** 4 by Brice Johnson, 3/21/14 in San Antonio, Texas^

**Steals:** 3 by Dudley Bradley, 2/10/79 in Charlotte; by J.P. Tokoto, 3/21/14 in San Antonio, Texas^

**PURDUE (UNC 8-2)**

Date	W-L	NC	PU	Site	Rank	Coach
3-20-69	L	65	92	Louisville, Freedom Hall, NCAA FF	4/6	DES
3-16-74	L	71	82	New York, MSG, NIT	8/-	DES
3-12-77	W	69	66	Raleigh, Reynolds, NCAAe	4/-	DES
11-30-85	W	73	62	Anchorage, Sullivan Arena	1/-	DES
				Great Alaska Shootout		
12-29-86	W	94	81	Reunion Arena, Dallas MN Classic	4/2	DES
12-22-90	W	86	74	away, Mackey Arena	8/-	DES
1-2-92	W	78	50	home, Smith Center	8/-	DES
11-29-97	W	73	69	Anchorage, Sullivan Arena	4/6	BG
				Great Alaska Shootout		
11-25-98	W	54	47	New York, MSG, preNIT	9/14	BG
11-24-99	W	90	75	Maui Invitational, Lahaina CC	4/24	BG

**UNC Bests vs. Purdue**

**Points:** 27 by Phil Ford, March 12, 1977^

**Rebounds:** 15 by Bobby Jones, March 16, 1974~

**Assists:** 8 by Ed Cota, Nov. 25, 1998

**Most Purdue Points vs. UNC:** 36 by Rick Mount, March 20, 1969^

**RADFORD (UNC 2-0)**

Date	W-L	NC	RAD	Site	Rank	Coach
3-19-09	W	101	58	Greensboro Coliseum, NCAAs	2/-	RW
12-4-16	W	95	50	home, Smith Center	3/-	RW

**RANDOLPH-MACON (UNC 2-0)**

Date	W-L	NC	RMC	Site	Rank	Coach
2-10-1916	W	47	18	away	—	CD
1-9-1931	W	34	13	home, Indoor Athletic Court	—	JA

**RHODE ISLAND (UNC 2-2)**

Date	W-L	NC	URI	Site	Rank	Coach
12-30-49	L (ot)	60	65	Raleigh, Reynolds, Dixie Classic	—	TS
12-30-50	L	69	93	Raleigh, Reynolds, Dixie Classic	—	TS
3-20-93	W	112	67	Winston-Salem, LJVM, NCAAe	4/-	DES
3-30-10	W (ot)	68	67	New York, MSG, NIT	—	RW

**RICE (UNC 3-0)**

Date	W-L	NC	RU	Site	Rank	Coach
12-22-69	W	99	87	away, Autry Court	7/-	DES
1-3-70	W	98	72	Charlotte Coliseum	4/-	DES
12-2-71	W	127	69	home, Carmichael	2/-	DES

**RICHMOND (UNC 16-2)**

Date	W-L	NC	UR	Site	Rank	Coach
2-24-42	W	47	30	home, Woollen Gym	—	BL
2-18-43	L	51	53	away, Thomas Jefferson HS	—	BL
1-14-44	W	49	45	away, Thomas Jefferson HS	—	BL
2-25-44	W	62	41	Raleigh, Mem. Auditorium, SoCon	—	BL
3-6-47	W	55	43	Durham, Duke Indoor Stadium, SoCon	—	TS
12-3-49	W	58	50	away, Blues Armory	—	TS
12-7-50	W	69	46	home, Woollen Gym	—	TS
12-7-51	W	62	56	away, Benedectine HS Gym	—	TS
12-6-52	W	80	64	home, Woollen Gym	—	FM
2-3-53	L (2 ot)	82	87	away, Benedectine HS Gym	—	FM
12-8-65	W	127	76	home, Carmichael	—	DES
11-28-87	W	87	76	away, Robins Center	3/-	DES
				Central Fidelity Classic		
12-10-88	W	76	68	Greensboro Coliseum	8/-	DES
11-28-95	W	83	76	home, Smith Center	17/-	DES
11-25-96	W	86	75	home, Smith Center	7/-	DES
11-19-97	W	84	65	away, Robins Center	4/-	BG
11-23-13	W	82	72	Uncasville, Conn., Mohegan Sun Hall of Fame Tipoff	24/-	RW

**ROANOKE (UNC 1-1)**

Date	W-L	NC	RC	Site	Rank	Coach
2-15-1915	W	18	17	away	—	CD
2-9-1916	L	13	45	away	—	CD

**ROBERT MORRIS (UNC 1-0)**

Date	W-L	NC	RM	Site	Rank	Coach
11-16-2014	W	103	59	home, Smith Ctr., Battle 4 Atlantis	6/-	RW

**ROCHESTER (UNC 1-0)**

Date	W-L	NC	UR	Site	Rank	Coach
12-10-77	W	101	43	home, Carmichael	2/-	DES

**RUTGERS (UNC 12-1)**

Date	W-L	NC	RU	Site	Rank	Coach
2-7-21	L	20	25	away, Ballantine Gym	—	FB
2-11-78	W	74	57	New York, Madison Square Garden	7/-	DES
2-14-80	W	73	70	New York, Madison Square Garden	11/-	DES
12-22-80	W	71	64	Charlotte Coliseum	8/-	DES
12-19-81	W	59	36	New York, Madison Square Garden	1/-	DES
1-5-83	W	86	69	Greensboro Coliseum	18/-	DES
12-7-85	W	114	71	Greensboro Coliseum	1/-	DES
11-20-02	W	71	67	home, Smith Center	—	MD
12-28-06	W	87	48	home, Smith Center	2/-	RW
12-16-07	W	93	71	away, Louis Brown Ath. Center	1/-	RW
12-28-08	W	97	75	home, Smith Center	1/-	RW
12-28-09	W	81	67	home, Smith Center	9/-	RW
12-28-10	W	78	55	New York, Madison Square Garden	—	RW

**SACRED HEART (UNC 1-0)**

Date	W-L	NC	SH	Site	Rank	Coach
11-14-06	W	103	81	Charlotte, Bobcats Arena, preNIT	2/-	RW

**ST. BONAVENTURE (UNC 1-0)**

Date	W-L	NC	SBU	Site	Rank	Coach
3-15-68	W	91	72	Raleigh, Reynolds, NCAAe	4/3	DES

**SAINT FRANCIS (PA.) (UNC 2-0)**

Date	W-L	NC	SF	Site	Rank	Coach
1-2-2011	W	103	54	home, Smith Center	—	RW
11-19-2018	W	101	76	home, Smith Center, Las Vegas Inv.	7/-	RW

**ST. JOHN'S (N.Y.) (UNC 2-2)**

Date	W-L	NC	SJU	Site	Rank	Coach
12-28-68	L	70	72	New York, MSG, ECAC	2/-	DES
11-20-82	L (ot)	74	78	Springfield CC, Hall of Fame game	3/19	DES
12-29-83	W	64	51	New York, MSG, ECAC	1/8	DES
12-28-02	W	63	59	New York, MSG, Holiday Festival	22/-	MD

**ST. JOSEPH'S (PA.) (UNC 5-3)**

Date	W-L	NC	SJU	Site	Rank	Coach
1-16-37	W	36	34	away, Philadelphia Arena	—	WS
1-22-38	L	29	34	away, Convention Hall	—	WS
1-6-41	L	41	42	away, Convention Hall	—	BL
1-3-42	L	28	33	away, Convention Hall	—	BL
12-29-45	W	47	36	away, Convention Hall	—	BC
12-29-71	W	93	77	New Orleans, Mun. Aud., Sugar Bowl	4/-	DES
2-6-81	W	87	64	Charlotte Coliseum, North-South	11/-	DES
12-22-02	W	92	76	Charlotte Coliseum, Tour. of Cham.	-/15	MD

**SAINT LOUIS (UNC 3-1)**

Date	W-L	NC	SLU	Site	Rank	Coach
12-26-57	W	63	48	Raleigh, Reynolds, Dixie Classic	4/18	FM
12-19-59	L	52	68	Lexington, Ky., Memorial Coliseum	-/7	FM
12-7-05	W	75	63	home, Smith Center	23/-	RW
12-22-06	W	69	48	away, Scottrade Center	2/-	RW

**ST. THOMAS (FLA.) (UNC 3-0)**

Date	W-L	NC	STU	Site	Rank	Coach
11-25-72	W	107	62	home, Carmichael	—	DES
12-28-73	W	112	72	away	4/-	DES
11-30-74	W	101	74	home, Carmichael	11/-	DES

**SAMFORD (UNC 1-0)**

Date	W-L	NC	HU	Site	Rank	Coach
2-24-22	W	35	22	Atlanta, Municipal Auditorium, SoCon	—	none

**SAN DIEGO STATE (UNC 2-0)**

Date	W-L	NC	SDSU	Site	Rank	Coach
12-29-88	W	103	92	away, San Diego Sports Arena	7/-	DES
11-24-90	W	99	63	home, Smith Center	5/-	DES

**SAN FRANCISCO (UNC 0-1)**

Date	W-L	NC	USF	Site	Rank	Coach
3-11-78	L	64	68	Tempe, Univ. Activity Ctr, NCAAw	11/20	DES



**SANTA CLARA (UNC 3-1)**

Date	W-L	NC	SCU	Site	Rank	Coach
12-29-81	W	76	57	away, Toso Pavilion	1/-	DES
12-11-82	W	79	56	Greensboro Coliseum	17/-	DES
11-19-04	L	66	77	Oakland, Pete Newell Challenge	4/-	RW
12-17-05	W	76	58	home, Smith Center	17/-	RW

**SETON HALL (UNC 4-1)**

Date	W-L	NC	SHU	Site	Rank	Coach
12-29-53	L	63	73	Raleigh, Reynolds, Dixie Classic	—	FM
12-4-75	W	75	63	New York, Madison Square Garden	4/-	DES
12-4-91	W	83	54	away, Meadowlands, ACC/Big East	5/6	DES
1-24-93	W	70	66	away, Meadowlands	3/10	DES
11-28-97	W	95	65	Anchorage, Sullivan Arena	4/-	BG
				Great Alaska Shootout		

**SOUTH CAROLINA (UNC 57-21)**

Date	W-L	NC	USC	Site	Rank	Coach
3-7-18	W	58	21	home, Bynum Gym	—	HP
1-14-21	W	34	15	home, Bynum Gym	—	FB
1-12-22	W	44	28	home, Bynum Gym	—	none
2-14-24	W	53	19	home, Indoor Athletic Court	—	NS
2-12-25	L	27	28	home, Indoor Athletic Court	—	MM
1-17-29	L	25	28	home, Indoor Athletic Court	—	JA
1-26-29	W	45	33	away, Carolina Fieldhouse	—	JA
1-13-31	W	38	8	home, Indoor Athletic Court	—	JA
2-25-33	L (2ot)	32	34	Raleigh, Mem. Auditorium, SoCon	—	GS
2-21-34	L	30	45	home, Indoor Athletic Court	—	GS
2-9-35	W	32	31	away, Carolina Fieldhouse	—	GS
2-20-35	W	42	17	home, Indoor Athletic Court	—	GS
2-28-35	W	46	25	Raleigh, Mem. Auditorium, SoCon	—	GS
1-20-36	W	38	18	home, Indoor Athletic Court	—	WS
2-1-36	W	43	41	away, Carolina Fieldhouse	—	WS
1-17-42	L	36	38	away, Carolina Fieldhouse	—	BL
2-20-43	W	50	27	home, Woollen Gym	—	BL
12-16-44	L	27	38	away, Carolina Fieldhouse	—	BL
1-6-45	L	40	41	home, Woollen Gym	—	BC
2-23-45	W	39	26	Raleigh, Mem. Auditorium, SoCon	—	BC
12-21-45	W	56	32	home, Woollen Gym	—	BC
1-19-46	W	52	31	away, Carolina Fieldhouse	—	BC
1-28-47	W	50	49	home, Woollen Gym	—	TS
2-17-47	W	53	47	away, Carolina Fieldhouse	—	TS
3-7-47	W	58	33	Durham, Duke Indoor Stadium, SoCon	—	TS
1-6-47	W	63	45	home, Woollen Gym	—	TS
2-21-49	W	62	48	away, Carolina Fieldhouse	—	TS
1-18-50	W	64	42	home, Woollen Gym	—	TS
2-9-51	L	65	66	away, Carolina Fieldhouse	—	TS
2-12-52	L	68	75	home, Woollen Gym	—	TS
2-13-53	W	76	72	away, Carolina Fieldhouse	—	FM
12-12-53	W	82	56	home, Woollen Gym	—	FM
12-9-54	W	88	67	home, Woollen Gym	-13	FM
1-14-55	W	73	64	away, Carolina Fieldhouse	—	FM
12-10-55	W	92	75	home, Woollen Gym	—	FM
1-13-56	W	75	73	Charlotte Coliseum	9/-	FM
12-15-56	W	90	86	away, Carolina Fieldhouse	6/-	FM
2-22-57	W	75	62	home, Woollen Gym	1/-	FM
3-9-57	W	95	75	Raleigh, Reynolds, ACC	1/-	FM
12-14-57	W	70	58	home, Woollen Gym	1/-	FM
2-1-58	W	115	88	away, Carolina Fieldhouse	7/-	FM
12-16-58	W	70	57	away, Carolina Fieldhouse	13/-	FM
1-31-59	W	62	50	Charlotte Coliseum, North-South	2/-	FM
12-5-59	W	93	56	home, Woollen Gym	—	FM
2-20-60	L	81	85	Charlotte Coliseum, North-South	19/-	FM
2-8-61	L	82	89	away, Carolina Fieldhouse	6/-	FM
2-17-61	W	92	68	Charlotte Coliseum, North-South	7/-	FM
1-15-62	W	83	71	home, Woollen Gym	—	DES
2-17-62	L	82	97	Charlotte Coliseum, North-South	—	DES
3-1-62	L	55	57	Raleigh, Reynolds, ACC	—	DES
12-8-62	W	75	65	away, Carolina Fieldhouse	—	DES
2-15-63	W	78	74	Charlotte Coliseum, North-South	—	DES
2-28-63	W	93	76	Raleigh, Reynolds, ACC	—	DES
12-2-63	W	92	87	home, Woollen Gym	—	DES
2-15-64	W	84	81	Charlotte Coliseum, North-South	—	DES
3-5-64	W	80	63	Raleigh, Reynolds, ACC	—	DES
12-5-64	W	82	71	away, Carolina Fieldhouse	13/-	DES
2-19-65	W	76	63	Charlotte Coliseum, North-South	—	DES
2-7-66	W	104	70	home, Carmichael	—	DES
2-19-66	W	83	71	Charlotte Coliseum, North-South	—	DES
2-17-67	W	80	55	Charlotte Coliseum, North-South	4/-	DES
3-1-67	L	57	70	away, Carolina Fieldhouse	3/-	DES
2-17-68	W	84	80	Charlotte Coliseum, North-South	3/-	DES
2-28-68	L	86	87	home, Carmichael	3/-	DES
3-8-68	W	82	79	Charlotte Coliseum, ACC	5/-	DES
2-14-69	L	66	68	Charlotte Coliseum, North-South	2/-	DES
2-26-69	W	68	62	away, Carolina Coliseum	2/8	DES
1-5-70	L	52	65	away, Carolina Coliseum	4/3	DES

2-21-70	L	62	79	home, Carmichael	13/4	DES
1-4-71	W	79	64	home, Carmichael	-1/2	DES
2-20-71	L	66	72	away, Carolina Coliseum	8/7	DES
3-13-71	L	51	52	Greensboro Coliseum, ACC	13/6	DES
3-16-72	W	92	69	Morgantown, WVU Coliseum, NCAAe	2/6	DES
11-30-90	L	74	76	Charlotte Coliseum, Diet Pepsi	4/-	DES
12-4-92	W	108	67	Charlotte Coliseum, Diet Pepsi	7/-	DES
12-2-94	W	95	58	Charlotte Coliseum, Diet Pepsi	2/-	DES
12-7-96	W	86	75	Charlotte Coliseum, Harris Teeter	14/-	DES
11-25-11	W	87	62	Las Vegas Inv., Orleans Arena	1/-	RW

**SOUTH CAROLINA STATE (UNC 1-0)**

Date	W-L	NC	SCST	Site	Rank	Coach
11-20-07	W	110	64	home, Smith Ctr., Las Vegas Inv.	1/-	RW

**SOUTH FLORIDA (UNC 6-0)**

Date	W-L	NC	USF	Site	Rank	Coach
2-3-75	W	79	72	home, Carmichael	10/-	DES
12-22-75	W	70	64	away, Curtis Hixon Hall	4/-	DES
2-16-77	W	100	65	home, Carmichael	13/-	DES
12-3-79	W	93	62	St. Petersburg, Bayfront Arena	6/-	DES
12-13-80	W	73	64	Greensboro Coliseum	10/-	DES
12-12-81	W	75	39	home, Carmichael	1/-	DES

**SOUTHERN (UNC 1-0)**

Date	W-L	NC	SU	Site	Rank	Coach
3-17-89	W	93	79	Atlanta, Omni, NCAAse	5/-	DES

**SOUTHERN CALIFORNIA (UNC 8-1)**

Date	W-L	NC	USC	Site	Rank	Coach
12-27-51	W	49	45	Raleigh, Reynolds, Dixie Classic	—	TS
12-27-54	W	67	58	Raleigh, Reynolds, Dixie Classic	-13	FM
11-30-81	W	73	62	Greensboro Coliseum	1/-	DES
11-27-87	W	82	77	Richmond, Robins Center	3/-	DES
				Central Fidelity Classic		
12-6-96	W	99	84	Charlotte Coliseum, Harris Teeter	14/-	DES
11-22-99	W	82	65	Maui Invitational, Lahaina CC	4/-	BG
11-28-04	W	97	65	home, Smith Center	11/-	RW
12-21-05	L	59	74	away, LA Sports Arena	17/-	RW
3-23-07	W	74	64	Meadowlands, NCAAe	4/23	RW

**SOUTHERN METHODIST (UNC 2-1)**

Date	W-L	NC	SMU	Site	Rank	Coach
1-13-85	L	82	84	Greensboro Coliseum	5/4	DES
12-30-86	W (ot)	88	86	away, Reunion Arena	4/-	DES
				Dallas Morning News Classic		
12-12-87	W	90	74	home, Smith Center	5/-	DES

**SOUTHWEST MISSOURI STATE (UNC 1-0)**

Date	W-L	NC	SMSU	Site	Rank	Coach
3-15-90	W	83	70	Austin, Erwin Center, NCAAmw	—	DES

**SOUTHWESTERN LOUISIANA (UNC 1-0)**

Date	W-L	NC	USL	Site	Rank	Coach
12-28-92	W	80	59	Honolulu, Blaisdell, Rainbow Classic	5/-	DES

**STANFORD (UNC 12-0)**

Date	W-L	NC	SU	Site	Rank	Coach
12-28-67	W	87	78	Portland, Mem. Col., Far West Classic	5/-	DES
12-30-77	W	92	61	Honolulu, Blaisdell, Rainbow Classic	2/-	DES
12-3-83	W	88	75	away, Stanford Invitational	2/-	DES
12-20-85	W	89	55	home, Carmichael	1/-	DES
11-28-88	W	87	76	home, Smith Center	5/-	DES
12-30-90	W	71	60	Orlando Arena, Red Lobster Classic	7/-	DES
12-2-95	W	87	63	Charlotte Coliseum, Diet Pepsi	17/16	DES
11-27-98	W	57	49	New York, MSG, preNIT	9/3	BG
3-19-00	W	60	53	Birmingham, Jefferson CC, NCAAAs	-3	BG
11-29-02	W	74	57	New York, MSG, preNIT	—	MD
11-20-17	W	96	72	away, Maples Pavilion	9/-	RW
11-2-18	W	90	72	home, Smith Center	7/-	RW

**UNC Bests vs. Stanford**

**Points:** 29 by Joel Berry II, 11/20/17

**3FGs:** 6 by Kenny Williams, 11/20/17

**Rebounds:** 13 by Warren Martin, 12/20/85; by Scott Williams, 11/28/88

**Assists:** 10 by Ed Cota, 3/19/00 in Birmingham, Ala. ^

**Blocked Shots:** 9 by Warren Martin, 12/20/85

**Steals:** 4 by Steve Hale, 12/20/85

**Most Stanford Points vs. UNC:** 22 by John Revelli, Dec. 3, 1983

**STETSON (UNC 3-0)**

Date	W-L	NC	SU	Site	Rank	Coach
1-13-85	W	85	71	Orlando Civic Center	9/-	DES
12-3-86	W	100	64	home, Smith Center	1/-	DES
12-3-87	W	86	74	home, Smith Center	1/-	DES

**SYRACUSE (UNC 13-5)**

Date	W-L	NC	SU	Site	Rank	Coach
3-16-57	W	67	58	Philadelphia, Palestra, NCAAe	1/-	FM
3-20-75	L	76	78	Providence Civic Center, NCAAe	6/20	DES
1-8-83	W	87	64	Charlotte Coliseum	18/9	DES
12-10-83	W	87	64	away, Carrier Dome	1/-	DES
3-21-87	L	75	79	Meadowlands, NCAAe	2/10	DES
11-21-87	W (ot)	96	93	Springfield CC, Hall of Fame game	3/1	DES
11-20-09	L	71	87	NY, MSG, Coaches vs Cancer	6/-	RW
1-11-14	L	45	57	away, Carrier Dome	-/2	RW
1-26-15	W	93	83	home, Smith Center	13/-	RW
1-9-16	W	84	73	away, Carrier Dome	6/-	RW
2-29-16	W	75	70	home, Smith Center	8/-	RW
4-2-16	W	83	66	NRG Stadium, Houston, NCAA FF	3/-	RW
1-16-17	W	85	68	home, Smith Center	9/-	RW
2-21-18	W	78	74	away, Carrier Dome	10/-	RW
3-7-18	W	78	59	Barclays Center, Brooklyn, ACC	12/-	RW
2-26-19	W	93	85	home, Smith Center	5/-	RW
2-29-20	W	92	79	away, Carrier Dome	—	RW
3-11-20	L	53	81	Greensboro Coliseum, ACC	—	RW

(individual series highs may be found on pages 146, 148 and 152)

**UNC at home/Smith Center—** 4-0; **UNC on the road/Carrier Dome—** 4-1; **UNC at neutral sites—** 5-4; **Dean Smith vs. Syracuse—** 3-2; **Roy Williams vs. Syracuse—** 9-3; **UNC in Overtime—** 2-5; **UNC Largest Win—** 23 (87-64, 1982-83, and 87-64, 1983-84); **UNC Largest Loss—** 28 (53-81, 2019-20); **UNC Most Points—** 96, 96-83, 1987-88)

**TEMPLE (UNC 4-3)**

Date	W-L	NC	TU	Site	Rank	Coach
1-17-48	L	51	61	away, Convention Hall	—	TS
1-6-51	L	67	70	away	—	TS
1-19-52	W	70	65	away, Convention Hall	—	TS
3-17-84	W	77	66	Charlotte Coliseum, NCAAe	1/20	DES
2-21-88	L	66	83	home, Smith Center	5/1	DES
3-24-91	W	75	72	Meadowlands, NCAAe	4/-	DES
11-13-15	W	91	67	Annapolis, Alumni Hall, Veterans Day Classic	1/-	RW

**UNC Bests vs. Temple**

**Points:** 27 by Michael Jordan, 3/17/84 in Charlotte^

**Rebounds:** 14 by Sam Perkins, 3/17/84 in Charlotte^

**Assists:** 7 by King Rice, 3/24/91 in East Rutherford, N.J.^; by Jeff Lebo, 2/21/88

**Most Temple Points vs. UNC:** 31 by Mark Macon, 3/24/91 in East Rutherford, N.J.^

**TENNESSEE (UNC 10-1)**

Date	W-L	NC	UT	Site	Rank	Coach
2-21-11	W	40	21	home, Bynum Gym	—	NC
2-25-27	W	32	17	Atlanta, Municipal Auditorium, SoCon	—	JA
1-5-29	W	28	26	away, Alumni Gym	—	JA
2-26-32	W	35	25	Atlanta, Municipal Auditorium, SoCon	—	GS
1-5-48	W	52	43	home, Woollen Gym	—	TS
1-31-49	L	56	84	away, Alumni Gym	—	TS
3-24-00	W	74	69	Austin, Erwin Center, NCAAs	-/11	BG
11-23-04	W	94	81	Maui Invitational, Lahaina CC	11/-	RW
11-24-06	W	101	87	New York, MSG, preNIT	2/22	RW
12-11-16	W	73	71	home, Smith Center	7/-	RW
12-17-17	W	78	73	away, Thompson-Boling Arena	7/20	RW

**TENNESSEE STATE (UNC 1-0)**

Date	W-L	NC	TSU	Site	Rank	Coach
11-22-2011	W	102	69	home, Smith Ctr., Las Vegas Inv.	1/-	RW

**TENNESSEE TECH (UNC 2-0)**

Date	W-L	NC	TT	Site	Rank	Coach
12-12-99	W	85	59	home, Smith Center	7/-	BG
11-16-18	W	108	58	home, Smith Center (Las Vegas Inv.)	7/-	RW

**TEXAS (UNC 3-8)**

Date	W-L	NC	UT	Site	Rank	Coach
12-5-92	W	104	68	Charlotte Coliseum, Diet Pepsi	7/-	DES
11-26-94	W	96	92	home, Smith Center	2/-	DES
12-30-95	L	72	74	away, Erwin Center	11/-	DES
3-20-04	L	75	78	Denver, Pepsi Center, NCAAs	18/12	RW
12-19-09	L	90	103	Arlington, Dallas Cowboys Stadium	10/2	RW
12-18-10	L	76	78	Greensboro Coliseum	-/22	RW
12-21-11	W	82	63	home, Smith Center	5/-	RW
12-19-12	L	67	85	away, Erwin Center	23/-	RW
12-18-13	L	83	86	home, Smith Center	14/-	RW
12-12-15	L	82	84	away, Erwin Center	3/-	RW
11-22-18	L	89	82	Las Vegas, Orleans Arena, LVI	7/-	RW

**UNC at home/Smith Center—** 2-1; **UNC in Austin—** 0-3; **UNC at neutral sites—** 1-4; **Dean Smith vs. Texas—** 2-1; **Roy Williams vs. Texas—** 1-7; **UNC Largest Win—** 36 (104-68, 1992-93); **UNC Largest Loss—** 18 (67-85, 2012-13); **UNC Most Points—** 104 (104-68, 1992-93)

**UNC Bests vs. Texas**

**Points:** 33 by Coby White, 11/22/18 at Las Vegas

**3FG:** 7 by Coby White, 11/22/18 at Las Vegas

**Rebounds:** 15 by Antawn Jamison, 12/30/95

**Assists:** 9 by Kendall Marshall, 12/21/11

**Blocked Shots:** 4 by Ed Davis, 12/19/09 in Arlington, Texas

**Steals:** 6 by James Michael McAdoo, 12/19/09 in Arlington, Texas

**Most Texas Points vs. UNC:** 32 by Kerwin Roach II, 11/22/18 in Las Vegas

**TEXAS A&M (UNC 2-2)**

Date	W-L	NC	TAMU	Site	Rank	Coach
3-9-80	L (2ot)	61	78	Denton, NTSU Super Pit, NCAAmw	15/-	DES
12-9-00	W	82	60	Houston, Compaq Center	14/-	MD
12-30-01	W	96	62	home, Smith Center	—	MD
3-18-18	L	65	86	Charlotte, Spectrum Center, NCAAAw	10/-	RW

**TEXAS-PAN AMERICAN (UNC 1-0)**

Date	W-L	NC	UTPA	Site	Rank	Coach
12-18-82	W	106	50	Tulsa, Mabee Center, Oil City Classic	17/-	DES

**TEXAS SOUTHERN (UNC 1-0)**

Date	W-L	NC	TSU	Site	Rank	Coach
3-17-2017	W	103	64	Greenville, S.C., Bon Secours Wellness Arena, NCAAs	5/-	RW

**TEXAS TECH (UNC 2-1)**

Date	W-L	NC	TTU	Site	Rank	Coach
12-29-77	W	88	76	Honolulu, Blaisdell, Rainbow Classic	2/-	DES
12-28-82	W	79	47	Honolulu, Blaisdell, Rainbow Classic	—	DES
3-17-96	L	73	92	Richmond Coliseum, NCAAe	25/8	DES

**TOWSON STATE (UNC 3-0)**

Date	W-L	NC	TSU	Site	Rank	Coach
12-22-88	W	102	74	Hershey, Pa., Hershey Park Arena	8/-	DES
12-3-89	W	87	70	home, Smith Center	12/-	DES
11-30-91	W	98	88	home, Smith Center	6/-	DES

**TULANE (UNC 16-1)**

Date	W-L	NC	TU	Site	Rank	Coach
3-3-25	W	36	28	Atlanta, Municipal Auditorium, SoCon	—	MM
12-29-27	W	23	21	away	—	JA
12-30-27	L	19	20	away	—	JA
12-31-27	W	38	8	away	—	JA
12-16-63	W	109	81	away, Tulane Gym	—	DES
12-10-64	W	111	74	home, Woollen Gym	—	DES
12-9-66	W	92	69	home, Carmichael	8/-	DES
12-20-69	W	96	87	away, Tulane Gym	7/-	DES
1-2-71	W	101	79	Charlotte Coliseum	—	DES
2-14-76	W (4ot)	113	106	away, Superdome	3/-	DES
2-12-77	W	106	94	Greensboro Coliseum	14/-	DES
12-23-77	W	108	103	away, Superdome	3/-	DES
11-20-82	W (3ot)	70	68	home, Carmichael	3/-	DES
12-1-95	W	89	71	Charlotte Coliseum, Diet Pepsi	17/-	DES
12-16-15	W	96	72	home, Smith Center	11/-	RW
11-11-16	W	95	75	away, Smoothie King Center	7/-	RW
12-3-17	W	97	73	home, Smith Center	13/-	RW

**TULSA (UNC 3-1)**

Date	W-L	NC	UT	Site	Rank	Coach
12-3-81	W	78	70	home, Carmichael	1/9	DES
12-17-82	L	74	84	away, Mabee Center, Oil City Classic	17/-	DES
3-26-00	W	59	55	Austin, Erwin Center, NCAAs	-/18	BG
11-11-00	W	91	81	home, Smith Center, NABC	6/-	MD

**UCLA (UNC 10-3)**

Date	W-L	NC	UCLA	Site	Rank	Coach
3-23-68	L	55	78	LA Sports Arena, NCAA FF	4/2	DES
11-24-85	W	107	70	home, Carmichael	2/-	DES
12-1-86	L	84	89	away, Pauley Pavilion	1/-	DES
1-2-88	W	80	73	away, Pauley Pavilion	4/-	DES
12-19-88	W	104	78	home, Smith Center	8/20	DES
3-19-89	W	88	81	Atlanta, Omni, NCAAse	5/-	DES
11-27-97	W	109	68	Anchorage, Sullivan Arena	4/7	BG
				Great Alaska Shootout		
1-15-00	L	68	71	home, Smith Center	13/-	BG
12-23-00	W	80	70	away, Pauley Pavilion	15/-	MD
11-27-14	W	78	56	Bahamas, Battle 4 Atlantis	5/22	RW
12-19-15	W	89	76	Brooklyn, Barclays Ctr, CBS Classic	11/22	RW
11-23-18	W	94	78	Las Vegas, Orleans Arena, LVI	7/17	RW
12-21-19	W	74	64	Las Vegas, T-Mobile Arena, CBS Classic	—	RW

**UNC at home vs. UCLA**– 2-1; **UNC at Smith Center**– 1-1; **UNC at Pauley Pavilion**– 2-1; **UNC vs. UCLA in LA Sports Arena**– 0-1; **UNC in neutral sites**– 6-0; **UNC Largest Win**– 41 (109-68, 1997-98); **UNC Largest Loss**– 23 (55-78, 1967-68); **UNC Most Points**– 109 (109-68, 1997-98)

#### UNC Bests vs. UCLA

**Points:** 31 by Brad Daugherty, 11/24/85

**3FG:** 4 by Ranzino Smith, 1/4/88; by Marcus Paige, 11/27/14 in The Bahamas; by Coby White, 11/23/18 at Las Vegas

**Rebounds:** 13 by Brendan Haywood, 12/23/2000

**Assists:** 13 by Kenny Smith, 11/24/85

**Blocked Shots:** 3 by Scott Williams, 12/19/88; by Brendan Haywood, 1/15/2000

**Steals:** 5 by Ronald Curry, 12/23/2000

**Most UCLA Points:** 34 by Lew Alcindor, 3/23/68^

#### UNIVERSITY OF THE SOUTH (UNC 1-0)

Date	W-L	NC	US	Site	Rank	Coach
2-24-31	W	37	28	home, Indoor Athletic Court	—	JA

#### UTAH (UNC 7-2)

Date	W-L	NC	UU	Site	Rank	Coach
12-27-56	W	97	76	Raleigh, Reynolds, Dixie Classic	2/-	FM
12-30-65	W	90	85	Raleigh, Reynolds Coliseum	—	DES
12-29-67	W	86	84	Portland, Mem. Col., Far West Classic	5/7	DES
12-22-70	L	86	105	away, Huntsman Center	20/-	DES
12-28-72	W	73	61	Honolulu, Blaisdell, Rainbow Classic	11/-	DES
12-28-74	W	94	91	Greensboro Coliseum	8/-	DES
3-19-81	W	61	56	away, Huntsman Center NCAAw	6/14	DES
3-13-86	W	84	72	Ogden, Dee Events Center, NCAAw	8/-	DES
3-28-98	L	59	65	San Antonio, Alamodome, Final Four	1/7	BG

#### VALPARAISO (UNC 3-0)

Date	W-L	NC	VA	Site	Rank	Coach
12-30-07	W	90	58	home, Smith Center	1/-	RW
12-20-08	W	85	63	Chicago, United Center	1/-	RW
11-15-09	W	88	77	home, Smith Center	6/-	RW

#### VANDERBILT (UNC 6-4)

Date	W-L	NC	VU	Site	Rank	Coach
3-1-24	W	37	20	Atlanta, Municipal Auditorium, SoCon	—	NS
2-27-31	W	23	21	Atlanta, Municipal Auditorium, SoCon	—	JA
12-14-64	W	84	78	Greensboro Coliseum	-/3	DES
12-11-65	L	72	81	away, Memorial Coliseum	-/4	DES
12-9-67	L	76	89	away, Memorial Coliseum	5/8	DES
12-9-68	W	100	78	Charlotte Coliseum	2/12	DES
12-5-87	L	76	78	away, Memorial Coliseum	1/-	DES
12-7-88	W	89	77	home, Smith Center	8/-	DES
11-20-95	W	71	63	Maui Invitational, Lahaina CC	20/-	DES
11-21-10	L	65	72	San Juan, Puerto Rico Tip-Off	8/-	RW

#### VERMONT (UNC 4-0)

Date	W-L	NC	UV	Site	Rank	Coach
12-8-73	W	103	48	home, Carmichael	5/-	DES
12-19-02	W	80	54	home, Smith Center	23/-	MD
12-21-04	W	93	65	home, Smith Center	4/-	RW
3-16-12	W	77	58	Greensboro Coliseum, NCAAmw	4/-	RW

#### VILLANOVA (UNC 11-5)

Date	W-L	NC	VU	Site	Rank	Coach
12-29-55	W	86	63	Raleigh, Reynolds, Dixie Classic	4/-	FM
12-30-60	W	87	67	Raleigh, Reynolds, Dixie Classic	11/-	DES
12-27-68	W	69	61	New York, MSG, ECAC	2/8	DES
3-21-82	W	70	60	Raleigh, Reynolds, NCAAe	1/-	DES
2-13-83	L	53	56	home, Carmichael	1/12	DES
3-24-85	L	44	56	Birmingham, Jefferson CC, NCAAase	7/-	DES
11-25-89	W	78	68	Maui Invitational, Lahaina CC	7/-	DES
3-17-91	W	84	69	Syracuse, Carrier Dome, NCAAe	4/-	DES
1-19-92	W	76	64	home, Smith Center	14/-	DES
12-8-94	W	75	66	home, Smith Center	1/24	DES
11-22-95	L	75	77	Maui Invitational, Lahaina CC	20/3	DES
1-20-96	L	56	76	away, Spectrum	10/7	DES
3-25-05	W	67	66	Syracuse, Carrier Dome, NCAAe	2/19	RW
4-4-09	W	83	69	Detroit, Ford Field, NCAA FF	2/11	RW
3-22-13	W	78	71	Kansas City, Sprint Center, NCAAAs	—	RW
4-4-16	L	74	77	Houston, NRG Stadium, NCAA FF	3/6	RW

#### UNC Bests vs. Villanova

**Points:** 35 by Lenny Rosenbluth, 12/29/55 in Raleigh

**3FG:** 5 by Wayne Ellington, 4/4/09 in Detroit^; by P.J. Hairston, 3/22/13 in Kansas City, Mo.^

**Rebounds:** 18 by Doug Moe, 12/30/60 in Raleigh

**Assists:** 10 by Jimmy Black, 3/21/82 in Raleigh^

**Blocked Shots:** 5 by Kevin Salvadori, 1/19/92

**Steals:** 5 by George Lynch, 1/19/92

**Most Villanova Points vs. UNC:** 28 by Randy Foye, 3/25/05 in Syracuse, N.Y.^

#### VIRGINIA (UNC 131-59)

Date	W-L	NC	VA	Site	Rank	Coach
2-24-11	L	15	18	home, Bynum Gym	—	NC
3-1-11	L	16	24	away, Fayerweather Gymnasium	—	NC
2-10-13	L	19	30	Raleigh Auditorium	—	NC
2-9-14	L	27	67	Raleigh Auditorium	—	NC
3-4-14	L	23	56	away, Fayerweather Gymnasium	—	NC
2-8-15	L (ot)	29	30	Raleigh, Raleigh Auditorium	—	CD
2-18-15	L	26	43	away, Fayerweather Gymnasium	—	CD
2-7-16	L	24	30	Richmond	—	CD
2-24-17	W	35	24	Lynchburg	—	HP
2-19-18	L	35	45	Lynchburg	—	HP
2-15-19	L	29	40	away, Fayerweather Gymnasium	—	none
2-27-19	L	21	31	Richmond	—	none
2-7-20	L	25	40	away, Fayerweather Gymnasium	—	FB
2-27-20	L	31	37	Raleigh Auditorium	—	FB
2-1-21	W	28	26	away, Fayerweather Gymnasium	—	FB
2-26-21	W	43	12	home, Bynum Gym	—	FB
2-20-22	L (ot)	29	31	away, Fayerweather Gymnasium	—	none
2-24-23	W	39	16	home, Bynum Gym	—	none
2-9-24	W	33	20	away, Fayerweather Gymnasium	—	NS
2-21-25	W	26	15	home, Indoor Athletic Court	—	MM
2-4-26	W	47	16	away, Memorial Gymnasium	—	HS
2-27-26	W	25	23	Atlanta, Municipal Auditorium, SoCon	—	HS
2-4-27	W	42	13	home, Indoor Athletic Court	—	JA
1-23-28	W	37	21	home, Indoor Athletic Court	—	JA
2-6-28	W	26	22	away, Memorial Gymnasium	—	JA
1-29-29	W	29	20	home, Indoor Athletic Court	—	JA
2-7-29	W	40	25	away, Memorial Gymnasium	—	JA
2-7-30	W	40	37	away, Memorial Gymnasium	—	JA
2-7-31	W	28	24	away, Memorial Gymnasium	—	JA
2-8-32	W (ot)	26	24	away, Memorial Gymnasium	—	GS
1-19-34	W	44	35	home, Indoor Athletic Court	—	GS
1-29-34	W	24	23	away, Memorial Gymnasium	—	GS
3-1-34	W	27	18	Raleigh, Mem. Auditorium, SoCon	—	GS
1-15-35	W	36	20	home, Indoor Athletic Court	—	GS
1-13-36	W	38	25	home, Indoor Athletic Court	—	WS
1-24-36	L (ot)	30	33	away, Memorial Gymnasium	—	WS
3-5-36	W	39	21	Raleigh, Mem. Auditorium, SoCon	—	WS
1-26-37	W	33	15	home, Indoor Athletic Court	—	WS
2-5-37	W	45	22	away, Memorial Gymnasium	—	WS
1-12-39	L	29	37	away, Memorial Gymnasium	—	WS
2-13-39	W	48	37	home, Woollen Gym	—	WS
2-5-40	L	25	44	Danville City Armory	—	BL
1-2-43	L	45	50	Lynchburg Armory	—	BL
1-5-44	L	36	39	away, Memorial Gymnasium	—	BL
1-13-45	W	42	35	Lynchburg Armory	—	BC
1-11-46	W	44	32	away, Memorial Gymnasium	—	BC
1-21-47	W	63	38	home, Woollen Gym	—	TS
1-16-54	W	78	66	home, Woollen Gym	—	FM
2-8-54	L	69	83	away, Memorial Gymnasium	—	FM
1-11-55	W	96	87	home, Woollen Gym	—	FM
2-11-55	L	73	98	Greensboro, Grimsley HS	—	FM
1-10-56	W	101	65	home, Woollen Gym	5/-	FM
2-11-56	W	83	72	away, Memorial Gymnasium	12/-	FM
3-1-56	W	81	77	Raleigh, Reynolds, ACC	8/-	FM
1-12-57	W	102	90	home, Woollen Gym	2/-	FM
2-11-57	W	68	59	away, Memorial Gymnasium	1/-	FM
1-9-58	W	82	66	home, Woollen Gym	3/-	FM
2-11-58	W	73	66	away, Memorial Gymnasium	7/-	FM
12-8-58	W	83	61	home, Woollen Gym	—	FM
2-25-59	L	68	69	away, Memorial Gymnasium	3/-	FM
1-16-60	W	78	57	Greensboro Coliseum	16/-	FM
2-25-60	W	97	58	home, Woollen Gym	—	FM
3-3-60	W	84	63	Raleigh, Reynolds, ACC	16/-	FM
12-6-60	W	81	47	home, Woollen Gym	—	FM
1-14-61	W	92	70	away, Memorial Gymnasium	7/-	FM
12-2-61	W	80	46	home, Woollen Gym	—	DES
1-13-62	W	100	71	Greensboro Coliseum	—	DES
1-19-63	W	86	81	away, Memorial Gymnasium	—	DES
2-20-63	W	85	73	home, Woollen Gym	—	DES
2-3-64	W	89	76	home, Woollen Gym	—	DES
2-24-64	L	64	79	away, Memorial Gymnasium	—	DES
1-16-65	W	87	80	away, Memorial Gymnasium	—	DES
2-23-65	W (2ot)	105	101	home, Woollen Gym	—	DES





**VIRGINIA TECH (UNC 69-15)**

Date	W-L	NC	VT	Site	Rank	Coach
2-16-12	L	28	37	home, Bynum Gym	—	NC
2-25-13	W	29	9	home, Bynum Gym	—	NC
2-8-16	L	27	44	Roanoke	—	CD
2-13-17	W	31	23	home, Bynum Gym	—	HP
2-28-17	L	22	30	Roanoke	—	HP
2-19-19	L	14	37	away, Fieldhouse	—	none
2-20-19	L	22	28	Roanoke	—	none
2-26-25	W	42	13	Atlanta, Municipal Auditorium, SoCon	—	MM
2-3-27	W	36	22	home, Indoor Athletic Court	—	JA
1-31-29	W	33	27	home, Indoor Athletic Court	—	JA
2-5-30	W	30	21	away, War Memorial Gymnasium	—	JA
2-21-30	W	41	23	home, Indoor Athletic Court	—	JA
1-23-31	L	28	31	home, Indoor Athletic Court	—	JA
2-5-31	W	30	24	away, War Memorial Gymnasium	—	JA
1-15-32	W	38	26	home, Indoor Athletic Court	—	GS
2-5-32	W	31	20	away, War Memorial Gymnasium	—	GS
1-13-33	W	58	26	home, Indoor Athletic Court	—	GS
2-24-33	W	32	27	Raleigh, Mem. Auditorium, SoCon	—	GS
1-11-34	W	31	14	away, War Memorial Gymnasium	—	GS
1-26-34	W	42	21	home, Indoor Athletic Court	—	GS
1-12-35	W	29	9	away, War Memorial Gymnasium	—	GS
1-28-35	W	29	13	home, Indoor Athletic Court	—	GS
1-10-36	W	40	21	away, War Memorial Gymnasium	—	WS
1-28-36	W	34	26	home, Indoor Athletic Court	—	WS
1-12-37	W	38	26	away, War Memorial Gymnasium	—	WS
2-16-37	W	41	25	home, Indoor Athletic Court	—	WS
1-13-38	W	38	32	away, War Memorial Gymnasium	—	WS
1-18-39	L	35	36	home, Woollen Gym	—	WS
1-11-40	W	46	25	Winston-Salem, Reynolds Gym	—	BL
1-31-41	W	60	35	home, Woollen Gym	—	BL
1-15-43	W	38	35	away, War Memorial Gymnasium	—	BL
1-22-44	W	42	29	home, Woollen Gym	—	BL
2-25-44	W	39	24	Raleigh, Mem. Auditorium, SoCon	—	BL
1-18-45	W	55	30	away, War Memorial Gymnasium	—	BC
1-24-45	W	60	28	home, Woollen Gym	—	BC
1-12-46	W	48	40	away, War Memorial Gymnasium	—	BC
2-13-46	W	63	42	home, Woollen Gym	—	BC
2-7-47	W	57	51	home, Woollen Gym	—	TS
1-9-48	W	39	31	away, War Memorial Gymnasium	—	TS
1-26-48	W	68	35	home, Woollen Gym	—	TS
3-4-48	W	61	40	Durham, Duke Indoor Stadium, SoCon	—	TS
1-8-49	W	56	48	away, War Memorial Gymnasium	—	TS
1-24-49	W	78	59	home, Woollen Gym	—	TS
12-5-49	L	48	62	away, War Memorial Gymnasium	—	TS
1-27-50	W	66	53	home, Woollen Gym	—	TS
1-18-64	L (2ot)	88	90	home, Woollen Gym	—	DES
2-12-66	L	75	81	home, Carmichael	—	DES
2-25-67	W	110	78	home, Carmichael	5/-	DES
12-2-67	W	89	76	home, Carmichael	4/-	DES
2-10-68	W	80	70	away, Cassell Coliseum	3/-	DES
1-11-69	W	99	77	home, Carmichael	2/-	DES
2-25-70	W	98	70	home, Carmichael	19/-	DES
12-11-71	W	93	60	home, Carmichael	3/-	DES
12-9-72	W	96	82	Charlotte Coliseum	13/-	DES
12-20-73	W	83	78	Charlotte Coliseum	4/-	DES
2-17-75	W	87	75	away, Cassell Coliseum	11/-	DES
12-6-75	W	88	75	home, Carmichael	4/-	DES
12-11-76	W	81	77	Roanoke Civic Center	12/-	DES
2-4-78	W	101	88	Charlotte Coliseum	6/-	DES
2-3-79	W (ot)	92	80	Charlotte Coliseum	4/-	DES
12-9-92	W	78	62	Roanoke Civic Center	5/-	DES
1-21-95	W	87	76	Greensboro Coliseum	3/-	DES
12-6-97	W	78	57	Charlotte Coliseum	3/-	BG
12-19-04	W	85	51	away, Cassell Coliseum	5/-	RW
1-10-06	W	64	61	away, Cassell Coliseum	20/-	RW
1-13-07	L	88	94	away, Cassell Coliseum	1/-	RW
2-13-07	L (ot)	80	81	home, Smith Center	4/-	RW
2-16-08	W	92	53	home, Smith Center	5/-	RW
3-15-08	W	68	66	Charlotte Coliseum, ACC	1/-	RW
3-4-09	W	86	78	away, Cassell Coliseum	2/-	RW
3-13-09	W	79	76	Atlanta, Georgia Dome, ACC	1/-	RW
1-10-10	W	78	64	home, Smith Center	9/-	RW
2-4-10	L	70	74	away, Cassell Coliseum	—	RW
1-13-11	W	64	61	home, Smith Center	—	RW
1-19-12	W	82	68	away, Cassell Coliseum	8/-	RW
2-2-13	W (ot)	72	60	home, Smith Center	—	RW
3-1-14	W	60	56	away, Cassell Coliseum	19/-	RW
1-18-15	W	68	53	home, Smith Center	15/-	RW
1-24-16	W	75	70	away, Cassell Coliseum	2/-	RW
1-26-17	W	91	72	home, Smith Center	9/-	RW
1-22-18	L	69	80	away, Cassell Coliseum	10/-	RW
1-21-19	W	103	82	home, Smith Center	11/10	RW
1-22-20	L (2ot)	77	79	away, Cassell Coliseum	—	RW
3-10-20	W	78	56	Greensboro Coliseum, ACC	—	RW

(individual series highs may be found on pages 146, 148 and 152)

**UNC vs. Virginia Tech in ACC—** 17-4; **UNC at home—** 32-6 (7-1 at Smith Center, 6-1 at Carmichael Auditorium, 8-2 at Woollen Gymnasium, 9-1 at Indoor Athletic Court, 2-1 at Bynum Gymnasium); **UNC on the road—** 21-6 (8-4 at Cassell Coliseum); **UNC at neutral sites—** 16-3 (6-0 in Charlotte, 2-0 in Atlanta, 2-0 in Greensboro, 2-0 in Raleigh, 2-3 in Roanoke, 1-0 in Durham, 1-0 in Winston-Salem); **Roy Williams vs. Virginia Tech—** 16-5; **UNC in Overtime—** 2-3; **UNC Largest Win—** 39 (92-53, 2007-08); **UNC Largest Loss—** 23 (14-37, 1918-19); **UNC Most Points—** 110 (1966-67)

**WAKE FOREST (UNC 162-67)**

Year	W-L	NC	WF	Site	Rank	Coach
2-3-11	W	31	28	home, Bynum Gym	—	NC
2-18-11	L	16	38	away, Wake Forest Gymnasium	—	NC
2-26-12	W	18	15	Raleigh Auditorium	—	NC
2-15-13	L (ot)	21	22	away, Wake Forest Gymnasium	—	NC
3-4-13	W	19	15	home, Bynum Gym	—	NC
2-6-14	W	28	24	home, Bynum Gym	—	NC
2-14-14	L	30	39	away, Wake Forest Gymnasium	—	NC
2-24-14	L	29	32	Raleigh Auditorium	—	NC
1-16-15	L	23	26	Raleigh Auditorium	—	CD
2-2-15	W	32	20	home, Bynum Gym	—	CD
2-11-15	L	25	30	away, Wake Forest Gymnasium	—	CD
1-15-16	L	22	27	Raleigh Auditorium	—	CD
2-8-19	W	30	17	home, Bynum Gym	—	none
1-19-22	W	44	27	away, Wake Forest Gymnasium	—	none
2-14-22	W	32	28	home, Bynum Gym	—	none
1-19-23	W	38	26	home, Bynum Gym	—	none
2-5-23	W	25	23	away, Wake Forest Gymnasium	—	none
1-26-24	W	32	16	away, Wake Forest Gymnasium	—	NS
2-21-24	W	33	12	home, Indoor Athletic Court	—	NS
1-22-25	W	22	18	away, Wake Forest Gymnasium	—	MM
2-17-25	W	43	24	home, Indoor Athletic Court	—	MM
1-20-26	L	28	29	away, Wake Forest Gymnasium	—	HS
2-16-26	W	32	22	home, Indoor Athletic Court	—	HS
1-27-27	L	23	30	home, Indoor Athletic Court	—	JA
2-15-27	W	32	26	Raleigh Auditorium	—	JA
1-21-28	W	38	22	Raleigh Auditorium	—	JA
2-20-28	W	29	16	home, Indoor Athletic Court	—	JA
1-19-29	W	42	19	Raleigh Auditorium	—	JA
2-11-29	W	34	11	home, Indoor Athletic Court	—	JA
1-25-30	W	49	18	Raleigh Auditorium	—	JA
2-18-30	W	37	15	home, Indoor Athletic Court	—	JA
1-20-31	W	30	13	home, Indoor Athletic Court	—	JA
2-19-31	W	45	25	Raleigh Auditorium	—	JA
1-22-32	W	32	17	home, Indoor Athletic Court	—	GS
2-3-32	W	34	24	Raleigh, Thompson Gym	—	GS
1-14-33	W	36	33	home, Indoor Athletic Court	—	GS
1-21-33	W	38	26	Raleigh Memorial Auditorium	—	GS
1-16-34	W	41	21	home, Indoor Athletic Court	—	GS
2-6-34	W	41	24	Raleigh Memorial Auditorium	—	GS
1-8-35	W	31	11	home, Indoor Athletic Court	—	GS
2-2-35	W	32	21	Raleigh Memorial Auditorium	—	GS
1-7-36	W	26	19	home, Indoor Athletic Court	—	WS
2-4-36	W	32	23	away, Gore Gymnasium	—	WS
1-7-37	L	23	24	home, Indoor Athletic Court	—	WS
1-21-37	W	31	30	away, Gore Gymnasium	—	WS
3-5-37	W	37	35	Raleigh, Mem. Auditorium, SoCon	—	WS
1-11-38	W	31	26	home, Indoor Athletic Court	—	WS
1-18-38	L	34	44	away, Gore Gymnasium	—	WS
1-17-39	L	37	57	home, Woollen Gym	—	WS
1-31-39	W	56	54	away, Gore Gymnasium	—	WS
1-15-40	W	54	51	home, Woollen Gym	—	BL
1-30-40	L	36	42	away, Gore Gymnasium	—	BL
3-1-40	W	43	35	Raleigh, Mem. Auditorium, SoCon	—	BL
1-14-41	W	61	45	home, Woollen Gym	—	BL
1-28-41	W	43	40	away, Gore Gymnasium	—	BL
1-13-42	W	51	30	home, Woollen Gym	—	BL
1-27-42	L	20	36	away, Gore Gymnasium	—	BL
3-5-42	L	26	32	Raleigh, Mem. Auditorium, SoCon	—	BL
1-9-43	W	49	37	home, Woollen Gym	—	BL
1-30-43	W	32	31	Durham, Duke Indoor Stadium	—	BL
1-3-45	W	65	29	home, Woollen Gym	—	BC
1-22-45	W	65	40	away, Gore Gymnasium	—	BC
1-28-46	W	70	47	away, Gore Gymnasium	—	BC
2-2-46	W	61	32	home, Woollen Gym	—	BC
3-1-46	L	29	31	Raleigh, Mem. Auditorium, SoCon	—	BC
1-30-47	W	70	49	home, Woollen Gym	—	TS
2-20-47	W	54	46	away, Gore Gymnasium	—	TS
1-12-48	W	56	35	home, Woollen Gym	—	TS
2-16-48	L	47	53	away, Gore Gymnasium	—	TS
1-12-49	W	55	50	away, Gore Gymnasium	—	TS
2-15-49	W	69	54	home, Woollen Gym	—	TS
1-16-50	W	54	50	away, Gore Gymnasium	—	TS
2-7-50	L	54	57	home, Woollen Gym	—	TS
1-11-51	W	65	56	away, Gore Gymnasium	—	TS
1-30-51	W	82	70	home, Woollen Gym	—	TS

1-10-52	L	53	55	away, Gore Gymnasium	—	TS	1-25-84	W	100	63	home, Carmichael	1/17	DES
1-29-52	L	46	55	home, Woollen Gym	—	TS	12-15-84	W	79	73	away, Greensboro Coliseum	13/-	DES
1-20-53	W	72	68	home, Woollen Gym	—	FM	2-20-85	W	69	59	home, Carmichael	13/-	DES
2-17-53	L	63	89	away, Gore Gymnasium	—	FM	3-8-85	W (ot)	72	61	Atlanta, Omni, ACC	6/-	DES
1-9-54	W	66	65	away, Gore Gymnasium	—	FM	1-11-86	W	89	65	away, Greensboro Coliseum	1/-	DES
2-11-54	L	62	76	home, Woollen Gym	—	FM	2-8-86	W	91	62	home, Smith Center	1/-	DES
1-8-55	W	95	78	home, Woollen Gym	—	FM	1-22-87	W	79	53	away, Greensboro Coliseum	2/-	DES
2-16-55	W	83	79	away, Gore Gymnasium	—	FM	2-11-87	W	94	85	home, Smith Center	3/-	DES
3-3-55	L	82	95	Raleigh, Reynolds, ACC	—	FM	1-28-88	L	80	83	away, Greensboro Coliseum	3/-	DES
1-7-56	L	71	76	away, Gore Gymnasium	5/-	FM	2-17-88	W	80	62	home, Smith Center	5/-	DES
2-15-56	W	77	73	home, Woollen Gym	10/-	FM	3-11-88	W	83	62	Greensboro Coliseum, ACC	9/-	DES
3-2-56	L	56	77	Raleigh, Reynolds, ACC	8/20	FM	1-25-89	W	88	74	away, Greensboro Coliseum	7/-	DES
12-29-56	W	63	55	Raleigh, Reynolds, Dixie Classic	2/-	FM	2-16-89	W	99	76	home, Smith Center	8/-	DES
2-13-57	W	72	69	home, Woollen Gym	1/11	FM	1-22-90	W	73	61	home, Smith Center	—	DES
2-26-57	W	69	64	away, Memorial Coliseum	1/13	FM	2-11-90	W	72	67	away, Lawrence Joel Coliseum	—	DES
3-8-57	W	61	59	Raleigh, Reynolds, ACC	1/20	FM	1-23-91	W	91	81	away, Lawrence Joel Coliseum	7/-	DES
1-4-58	W	71	45	home, Woollen Gym	4/-	FM	2-13-91	W	85	70	home, Smith Center	8/-	DES
2-13-58	W	60	57	away, Memorial Coliseum	11/-	FM	1-16-92	W	90	79	away, Lawrence Joel Coliseum	14/-	DES
1-8-59	W	44	34	home, Woollen Gym	3/-	FM	2-8-92	W	80	78	home, Smith Center	9/-	DES
2-12-59	W	75	66	away, Memorial Coliseum	2/-	FM	3-13-92	W	80	65	Charlotte Coliseum, ACC	20/-	DES
12-30-59	L	50	53	Raleigh, Reynolds, Dixie Classic	-19	FM	1-30-93	L	62	88	away, Lawrence Joel Coliseum	3/-	DES
1-9-60	W	62	59	away, Greensboro Coliseum	19/8	FM	3-3-93	W	83	65	home, Smith Center	1/14	DES
2-11-60	L	69	80	home, Woollen Gym	13/-	FM	1-30-94	W	85	61	home, Smith Center	4/-	DES
1-10-61	W	83	74	home, Woollen Gym	6/-	FM	3-2-94	L	61	68	away, Lawrence Joel Coliseum	5/-	DES
2-11-61	W	93	78	away, Memorial Coliseum	6/-	FM	3-12-94	W (ot)	86	84	Charlotte Coliseum, ACC	4/-	DES
1-10-62	L	72	91	away, Memorial Coliseum	—	DES	1-28-95	W	62	61	away, Lawrence Joel Coliseum	3/16	DES
2-10-62	L	80	87	home, Woollen Gym	—	DES	2-28-95	L	70	79	home, Smith Center	2/9	DES
1-9-63	L	71	80	away, Memorial Coliseum	10/-	DES	3-12-95	L (ot)	80	82	Greensboro Coliseum, ACC	4/7	DES
2-9-63	L	71	72	home, Woollen Gym	—	DES	1-27-96	W	65	59	home, Smith Center	11/9	DES
3-1-63	L	55	56	Raleigh, Reynolds, ACC	—	DES	2-27-96	L	60	84	away, Lawrence Joel Coliseum	19/13	DES
1-9-64	L	71	80	away, Memorial Coliseum	—	DES	1-4-97	L	57	81	away, Lawrence Joel Coliseum	11/2	DES
2-8-64	W	81	73	home, Woollen Gym	—	DES	2-19-97	W	74	60	home, Smith Center	12/4	DES
1-6-65	L	85	107	away, Memorial Coliseum	—	DES	3-8-97	W	86	73	Greensboro Coliseum, ACC	5/8	DES
2-9-65	W	107	91	home, Woollen Gym	—	DES	1-31-98	W	79	73	away, Lawrence Joel Coliseum	2/-	BG
3-4-65	L	76	92	Raleigh, Reynolds, ACC	—	DES	2-24-98	W	72	53	home, Smith Center	3/-	BG
1-5-66	W	99	83	away, Memorial Coliseum	—	DES	1-23-99	W	52	40	away, Lawrence Joel Coliseum	10/-	BG
2-3-66	W	115	87	home, Carmichael	—	DES	2-23-99	W (ot)	68	65	home, Smith Center	14/-	BG
1-4-67	W	76	74	away, Memorial Coliseum	3/-	DES	1-12-00	L	57	66	away, Lawrence Joel Coliseum	13/-	BG
2-9-67	W	75	73	home, Carmichael	2/-	DES	2-12-00	W	87	64	home, Smith Center	—	BG
3-10-67	W	89	79	Greensboro Coliseum, ACC	4/-	DES	3-10-00	L	52	58	Charlotte Coliseum, ACC	—	BG
1-3-68	W	74	62	home, Carmichael	3/-	DES	1-6-01	W	70	69	home, Smith Center	13/4	MD
2-8-68	W	80	60	away, Memorial Coliseum	3/-	DES	2-6-01	W	80	74	away, Lawrence Joel Coliseum	1/19	MD
3-7-68	W	83	70	Charlotte Coliseum, ACC	5/-	DES	1-5-02	L	62	84	home, Smith Center	-/23	MD
1-18-69	W	94	89	away, Memorial Coliseum	2/-	DES	2-6-02	L	66	90	away, Lawrence Joel Coliseum	-/19	MD
2-6-69	W	84	76	home, Carmichael	2/-	DES	2-2-03	L	75	79	home, Smith Center	-/17	MD
3-7-69	W	80	72	Charlotte Coliseum, ACC	4/-	DES	3-5-03	L	60	75	away, Lawrence Joel Coliseum	-/9	MD
1-17-70	L	90	91	home, Carmichael	7/-	DES	12-20-03	L (3ot)	114	119	home, Smith Center	4/14	RW
2-5-70	L	85	88	away, Memorial Coliseum	7/-	DES	2-7-04	W	79	73	away, Lawrence Joel Coliseum	17/16	RW
1-16-71	L	84	96	away, Memorial Coliseum	15/-	DES	1-15-05	L	82	95	away, Lawrence Joel Coliseum	3/4	RW
2-4-71	W	93	75	home, Carmichael	16/-	DES	2-19-06	W	83	72	away, Lawrence Joel Coliseum	23/-	RW
12-17-71	W	99	76	Greensboro Coliseum, Big Four	4/-	DES	1-24-07	W	88	60	away, Lawrence Joel Coliseum	5/-	RW
1-19-72	W	92	77	home, Carmichael	3/-	DES	2-10-07	W	104	67	home, Smith Center	5/-	RW
2-3-72	W	71	59	away, Greensboro Coliseum	4/-	DES	2-24-08	W	89	73	home, Smith Center	3/-	RW
1-17-73	W	99	80	away, Greensboro Coliseum	4/-	DES	1-11-09	L	89	92	away, Lawrence Joel Coliseum	3/4	RW
1-31-73	W	69	51	home, Carmichael	8/-	DES	1-20-10	L	69	82	home, Smith Center	12/-	RW
3-8-73	L (ot)	52	54	Greensboro Coliseum, ACC	8/-	DES	2-27-10	W	77	68	away, Lawrence Joel Coliseum	—	RW
1-16-74	W	95	78	home, Carmichael	5/-	DES	2-15-11	W	78	64	home, Smith Center	19/-	RW
1-30-74	W	77	67	away, Memorial Coliseum	4/-	DES	1-31-12	W	68	53	away, Lawrence Joel Coliseum	5/-	RW
3-7-74	W	76	62	Greensboro Coliseum, ACC	6/-	DES	2-5-13	W	87	62	home, Smith Center	—	RW
1-15-75	W	80	78	away, Memorial Coliseum	14/-	DES	1-5-14	L	67	73	away, Lawrence Joel Coliseum	19/-	RW
1-29-75	W	101	91	home, Carmichael	10/-	DES	2-22-14	W	105	72	home, Smith Center	—	RW
3-6-75	W (ot)	101	100	Greensboro Coliseum, ACC	12/-	DES	1-21-15	W	87	71	away, Lawrence Joel Coliseum	15/-	RW
1-2-76	L	83	95	Greensboro Coliseum, Big Four	3/-	DES	1-20-16	W	83	68	home, Smith Center	2/-	RW
1-14-76	W	99	74	home, Carmichael	7/5	DES	1-11-17	W	93	87	away, Lawrence Joel Coliseum	11/-	RW
1-28-76	W (ot)	88	85	away, Memorial Coliseum	4/-	DES	12-30-17	W	73	69	home, Smith Center	13/-	RW
11-27-76	L (ot)	96	97	Greensboro Coliseum, Big Four	3/-	DES	2-16-19	W	95	57	away, Lawrence Joel Coliseum	8/-	RW
1-13-77	W	77	75	away, Memorial Coliseum	5/7	DES	2-11-20	L	57	74	away, Lawrence Joel Coliseum	—	RW
1-26-77	L	66	67	home, Carmichael	4/10	DES	3-3-20	W	93	83	home, Smith Center	—	RW
1-15-78	W	71	69	home, Carmichael	2/-	DES							
1-26-78	L	62	71	away, Memorial Coliseum	3/-	DES							
3-2-78	L	77	82	Greensboro Coliseum, ACC	10/-	DES							
12-1-78	W	73	55	Greensboro Coliseum, Big Four	14/-	DES							
1-10-79	L	56	59	away, Memorial Coliseum	3/-	DES							
1-25-79	W	76	69	home, Carmichael	2/-	DES							
1-9-80	W	72	68	home, Carmichael	15/-	DES							
1-23-80	W	73	61	away, Memorial Coliseum	13/-	DES							
2-28-80	W	75	62	Greensboro Coliseum, ACC	10/-	DES							
12-6-80	L	71	82	Greensboro Coliseum, Big Four	10/-	DES							
1-22-81	W	74	60	away, Memorial Coliseum	17/3	DES							
2-11-81	L	68	84	home, Carmichael	10/7	DES							
3-6-81	W	58	57	Landover, Capital Centre, ACC	12/11	DES							
1-21-82	L	48	55	home, Carmichael	1/-	DES							
2-17-82	W	69	51	away, Greensboro Coliseum	2/14	DES							
1-27-83	W	80	78	away, Greensboro Coliseum	3/19	DES							
2-24-83	W	100	85	home, Carmichael	11/-	DES							
1-14-84	W	70	62	away, Greensboro Coliseum	1/12	DES							

(individual series highs may be found on pages 146, 148 and 152)

**UNC at home**— 78-18 (23-5 at Smith Center, 16-4 at Carmichael Auditorium, 19-7 at Woollen Gym, 13-2 at the Indoor Athletic Court, 7-0 at Bynum Gym); **UNC on the road**— 55-32 (15-11 at Lawrence Joel Veterans Memorial Coliseum, 10-1 in ACC away games at the Greensboro Coliseum, 14-8 at Memorial Coliseum, 12-7 at Gore Gym, 4-5 at Wake Forest Gymnasium); **UNC at neutral sites**— 29-17 (11-5 at Raleigh Auditorium, 1-0 at Duke, 1-0 at Thompson Gym in Raleigh, 2-5 at Reynolds Coliseum, 8-6 in ACC Tournament and Big Four games at the Greensboro Coliseum, 4-1 at the Charlotte Coliseum, 1-0 at the Capital Center in Landover, Md., and 1-0 at the Omni in Atlanta); **Dean Smith vs. Wake Forest**— 66-28; **Bill Guthridge vs. Wake Forest**— 5-2; **Matt Doherty vs. Wake Forest**— 2-4; **Roy Williams vs. Wake Forest**— 16-6; **UNC in Overtime**— 4-4; **UNC Largest Win**— 38 (95-57, 2018-19); **UNC Largest Loss**— 26 (63-89, 1952-53; 62-88, 1992-93); **UNC Most Points**— 115 (1965-66)

note: records by site have been corrected due to recent research



**WASHINGTON (UNC 3-0)**

Date	W-L	NC	UW	Site	Rank	Coach
12-29-72	W	89	72	Honolulu, Blaisdell, Rainbow Classic	11/-	DES
3-20-11	W	86	83	Charlotte Coliseum, NCAAe	7/23	RW
3-24-19	W	81	59	Columbus, Nationwide Arena, NCAAmw	3/-	RW

**WASHINGTON & LEE (UNC 24-14)**

Date	W-L	NC	W&L	Site	Rank	Coach
2-16-15	L	22	29	away, Field Club House	—	CD
2-11-16	L	18	25	away, Doremus Memorial Gymnasium	—	CD
2-26-17	L	23	40	away, Doremus Memorial Gymnasium	—	HP
2-17-19	W	31	27	away, Doremus Memorial Gymnasium	—	HP
2-2-21	W	29	25	away, Doremus Memorial Gymnasium	—	FB
2-18-22	L	25	38	away, Doremus Memorial Gymnasium	—	none
3-1-22	L	36	39	Raleigh Auditorium	—	none
1-31-23	W	24	21	away, Doremus Memorial Gymnasium	—	none
2-8-24	W	19	16	away, Doremus Memorial Gymnasium	—	NS
2-27-24	W	26	17	home, Indoor Athletic Court	—	NS
2-6-25	W	31	15	away, Doremus Memorial Gymnasium	—	MM
2-25-25	L	22	29	home, Indoor Athletic Court	—	MM
2-11-26	W	43	26	away, Doremus Memorial Gymnasium	—	HS
1-16-30	L	17	27	home, Indoor Athletic Court	—	JA
2-6-30	L	24	39	away, Doremus Memorial Gymnasium	—	JA
2-9-31	L	31	39	away, Doremus Memorial Gymnasium	—	JA
2-20-32	W	27	18	home, Indoor Athletic Court	—	GS
2-7-33	W	34	23	away, Doremus Memorial Gymnasium	—	GS
1-13-34	W	34	24	away, Doremus Memorial Gymnasium	—	GS
1-10-35	W	36	34	away, Doremus Memorial Gymnasium	—	GS
3-2-35	W	35	27	Raleigh, Mem. Auditorium, SoCon	—	GA
1-11-36	L	25	28	away, Doremus Memorial Gymnasium	—	WS
3-7-36	W	50	45	Raleigh, Mem. Auditorium, SoCon	—	WS
2-20-37	L	19	29	Lynchburg	—	WS
3-6-37	L	33	44	Raleigh, Mem. Auditorium, SoCon	—	WS
1-15-38	W	34	31	away, Doremus Memorial Gymnasium	—	WS
2-17-38	W	42	39	home, Indoor Athletic Court	—	WS
3-3-38	L	33	48	Raleigh, Mem. Auditorium, SoCon	—	WS
1-14-39	W	46	39	Lynchburg, City Armory	—	WS
1-10-41	W	43	39	away, Doremus Memorial Gymnasium	—	BL
2-17-41	W	65	32	home, Woollen Gym	—	BL
2-13-42	W	62	26	home, Woollen Gym	—	BL
1-16-43	L	28	35	away, Doremus Memorial Gymnasium	—	BL
1-10-48	W	60	36	Lynchburg	—	TS
1-15-49	W	69	52	Lynchburg City Armory	—	TS
12-3-52	W	67	48	home, Woollen Gym	—	FM
1-9-53	W	97	75	away, Doremus Memorial Gymnasium	—	FM
2-2-54	W	69	60	Lynchburg City Armory	—	FM

**WASHINGTON STATE (UNC 1-0)**

Date	W-L	NC	WS	Site	Rank	Coach
3-27-08	W	68	47	Charlotte Coliseum, NCAAe	1/21	RW

**WEBER STATE (UNC 1-1)**

Date	W-L	NC	WSC	Site	Rank	Coach
12-30-76	W	75	54	Portland, Mem. Col., Far West Classic	9/-	DES
3-11-99	L	74	76	Seattle, Key Arena, NCAAAw	13/-	BG

**WESTERN CAROLINA (UNC 2-0)**

Date	W-L	NC	WCU	Site	Rank	Coach
1-30-57	W	77	59	away, Reid Gymnasium	1/-	FM
12-6-17	W	104	61	home, Smith Center	11/-	RW

**WESTERN KENTUCKY (UNC 1-0)**

Date	W-L	NC	WKU	Site	Rank	Coach
11-17-93	W	101	87	home, Smith Center, preNIT	1/-	DES

**WEST VIRGINIA (UNC 0-5)**

Date	W-L	NC	WVU	Site	Rank	Coach
12-28-49	L	50	58	Raleigh, Reynolds, Dixie Classic	—	TS
1-15-51	L	49	62	home, Woollen Gym	—	TS
2-6-52	L	65	80	away, Mountaineer Fieldhouse	-/12	TS
12-21-57	L	64	75	Lexington, Ky., Memorial Coliseum	1/8	FM
12-31-65	L	97	102	Raleigh, Reynolds	—	DES

**WICHITA STATE (UNC 1-0)**

Date	W-L	NC	WSU	Site	Rank	Coach
12-21-84	W	80	69	Osaka, Japan, Osakajo HallB	10/-	DES

**WILLIAM & MARY (UNC 20-3)**

Date	W-L	NC	W&M	Site	Rank	Coach
1-12-12	W	35	21	home, Bynum Gym	—	NC
2-16-24	W	54	16	home, Indoor Athletic Court	—	NS
2-1-45	W	80	46	home, Woollen Gym	—	BC
2-14-48	W	63	61	away, Blow Gym	—	TS
1-20-49	W	69	61	home, Woollen Gym	—	TS
2-13-50	W	52	46	away, Blow Gym	—	TS
3-2-50	L	43	50	Durham, Duke Indoor Stadium, SoCon	—	TS
12-11-53	W	71	61	home, Woollen Gym	—	FM
12-11-54	L	76	79	away, Blow Gym	—	FM
2-7-56	W	115	63	home, Woollen Gym	9/-	FM
1-8-57	W	71	61	away, Blow Gym	2/-	FM
1-7-58	W	79	63	home, Woollen Gym	4/-	FM
12-4-65	W	82	68	home, Carmichael	—	DES
12-5-70	W	101	72	away, Blow Gym	—	DES
12-7-77	L	75	78	away, William & Mary Hall	2/-	DES
2-14-79	W	85	60	home, Carmichael	4/-	DES
1-29-80	W	71	61	home, Carmichael	13/-	DES
2-18-81	W	81	55	away, William & Mary Hall	13/-	DES
1-4-82	W	64	40	home, Carmichael	1/-	DES
1-2-05	W	105	66	home, Smith Center	4/-	RW
3-16-10	W	80	72	home, Carmichael, NIT	—	RW
12-21-10	W	85	60	home, Smith Center	—	RW
12-30-14	W	86	64	home, Smith Center	19/-	RW

**WINTHROP (UNC 2-0)**

Date	W-L	NC	WIN	Site	Rank	Coach
11-10-00	W	66	61	home, Smith Center, NABC	6/-	MD
11-15-06	W	73	66	Charlotte, Bobcats Arena, preNIT	2/-	RW

**WISCONSIN (UNC 3-1)**

Date	W-L	NC	UC	Site	Rank	Coach
3-27-05	W	88	82	Syracuse, Carrier Dome, NCAAe	2/20	RW
11-30-11	W	60	57	home, Smith Center, ACC/Big Ten	5/9	RW
3-26-15	L	72	79	Los Angeles, STAPLES, NCAAw	15/3	RW
11-23-16	W	71	56	Maui Invitational, Lahaina CC	4/16	RW

**WOFFORD (UNC 4-2)**

Date	W-L	NC	WC	Site	Rank	Coach
2-2-22	W	54	26	home, Bynum Gym	—	none
1-14-26	W	41	23	home, Indoor Athletic Court	—	HS
11-18-15	W	78	58	home, Smith Center	1/-	RW
12-20-17	L	75	79	home, Smith Center	5/-	RW
11-6-18	W	78	67	away, Richardson Indoor Stadium	8/-	RW
12-15-19	L	64	68	home, Carmichael Arena	17/-	RW

**WYOMING (UNC 1-0)**

Date	W-L	NC	WYO	Site	Rank	Coach
3-24-03	W	90	74	home, Smith Center, NIT	—	MD

**XAVIER (UNC 0-1)**

Date	W-L	NC	XU	Site	Rank	Coach
12-22-50	L	58	92	Pikeville, Ky.	—	TS

**YALE (UNC 7-1)**


Date	W-L	NC	YU	Site	Rank	Coach
2-8-21	L	30	32	away	—	FB
3-12-57	W	90	74	New York, MSG, NCAAe	1/-	FM
12-29-58	W	92	65	Raleigh, Reynolds, Dixie Classic	3/-	FM
1-2-63	W	86	77	home, Woollen Gym	—	DES
12-21-74	W	70	53	away, Payne Whitney Gymnasium	10/-	DES
1-5-76	W	81	42	home, Carmichael	3/-	DES
2-4-80	W	85	74	home, Carmichael	11/-	DES
12-30-19	W	70	67	home, Smith Center	—	RW

**COACHES' KEY**

BC– Bill Carnevale (1944-46); BG– Bill Guthridge (1997-2000); BL– Bill Lange (1939-44); CD– Charles Doak (1914-16); DES– Dean Smith (1961-97); FB– Fred Boye (1919-21); FM– Frank McGuire (1952-61); GS– George Shepard (1931-35); HP– Howell Peacock (1916-18); HS– Harlan Sanborn (1925-26); JA– James Ashmore (1926-31); MD– Matt Doherty (2000-03); MM– Monk McDonald (1924-25); NC– Nat Cartmell (1910-14); NS– Norman Shepard (1923-24); RW– Roy Williams (2003-present); TS– Tom Scott (1946-52); WS– Walter Skidmore (1935-39)



## RECORD BY VENUE



ARENA, LOCATION	UNC W-L RECORD
Dean E. Smith Center, Chapel Hill (1986 to present)	426-80
Woollen Gym, Chapel Hill (1939 to 1965)	210-55
Carmichael Auditorium, Chapel Hill (1965 to 1986-2010-20)	170-21
Indoor Athletic Court, Chapel Hill (1924 to 1938)	130-20
Greensboro Coliseum, Greensboro, N.C. (1960 to present)	117-34
Charlotte Coliseum, Charlotte, N.C. (1956 to 1988)	91-10
Reynolds Coliseum, Raleigh, N.C. (1950-99)	69-52
Bynum Gym, Chapel Hill (1911 to 1923)	64-15
Cameron/Duke Indoor Stadium, Durham, N.C. (1940 to present)	42-50
Charlotte Coliseum, Charlotte, N.C. (1989 to 2005)	37-9
Cole Field House, College Park, Md. (1956 to 2002)	35-19
Madison Square Garden (current), New York, N.Y. (1969-70-71-72-73-74-76-78-80-82-84-86-89-92-94-99-2003-07-10-11)	29-11
Littlejohn Coliseum, Clemson, S.C. (1969 to present)	29-14
Municipal Auditorium, Atlanta, Ga. (1922 to 1932)	26-7
University Hall, Charlottesville, Va. (1966 to 2006)	23-18
PNC/RBC Arena, Raleigh, N.C. (2000 to present)	21-4
Lawrence Joel Veterans Memorial Coliseum, Winston-Salem, N.C. (1990 to present)	21-11
Memorial Auditorium, Raleigh, N.C. (1932 to 1946)	20-7
Tucker Center/Leon County CC, Tallahassee, Fla. (1992 to present)	19-7
Lahaina Civic Center, Maui (1990-96-2000-05-09-13-17)	18-3
Thompson Gym, Raleigh, N.C. (1925 to 1949)	17-9
Omni, Atlanta, Ga. (1982 to 1989, 1996)	15-6
War Memorial Gymnasium, Blacksburg, Va. (1930 to 1949)	14-0
Spectrum Center/TWC Arena, Charlotte, N.C. (2007-08-11-15-18-19)	14-2
Memorial Coliseum, Winston-Salem, N.C. (1957 to 1981)	14-8
Carolina Fieldhouse, Columbia, S.C. (1929 to 1967)	13-5
Doremus Memorial Gymnasium, Lexington, Va. (1915 to 1953)	13-7
Neal Blaisdell Center, Honolulu, Hawaii (1973-78-83-93)	12-1
Meadowlands, East Rutherford, N.J. (1982-83-87-90-91-92-93-97-2000-07)	12-4
Gore Gymnasium, Wake Forest, N.C. (1936 to 1956)	12-7
Alexander Memorial Coliseum, Atlanta, Ga. (1967 to 2011)	16-12
-- includes 4-1 record at McCamish Pavilion since renovation, 2013 to present	
Carrier Dome, Syracuse, N.Y. (1983-91-97-2005-14-16-18-20)	11-2
Raleigh Auditorium, Raleigh, N.C. (1912 to 1931)	9-12
Conte Forum, Chestnut Hill, Mass. (2007-08-10-11-13-15-16-17-19)	8-1
Superdome, New Orleans, La. (1976-78-82-93-2001)	8-1
Armory Auditorium, Charlotte, N.C. (1931 to 1949)	8-2
Cassell Coliseum, Blacksburg, Va. (1965-68-75-2005-06-07-09-10-12-14-16-18-20)	8-5
Memorial Coliseum, Portland, Ore. (1968-77-2018)	7-0
Capital Centre, Landover, Md. (1976-81-87)	7-3
Watsco Center/BankUnited Center/Convocation Center, Coral Gables, Fla. (2003 to present)	7-3
Central High, Charlotte, N.C. (1928 to 1943)	7-3

ARENA, LOCATION	UNC W-L RECORD
Sullivan Center, Anchorage, Alaska. (1986-98)	6-0
Madison Square Garden III, New York, N.Y. (1936-37-41-46-47-48-49-51-57-59-64-66)	6-10
Palestra, Philadelphia, Pa. (1948-57-87-2008)	5-0
Alumni Memorial Gymnasium, Durham, N.C. (1924 to 1929)	5-1
Charlotte YMCA (1914-19-20-24-27)	5-1
Guilford College Gymnasium, Greensboro, N.C. (1913-14-16-18-19-20)	5-1
Jefferson County Civic Center, Birmingham, Ala. (1985-95-2000)	5-1
Barclays Center, Brooklyn, N.Y. (2016-17-18)	5-2
Convention Hall, Philadelphia, Pa. (1938-41-42-45-48-51-52)	5-2
Athletic & Convocation Center, Joyce Athletic Center, South Bend, Ind. (1985-87-94-2014-16-18-20)	5-3
Citadel Armory, Charleston, S.C. (1951-52-53-55)	4-0
FedExForum, Memphis, Tenn. (2009-17)	4-0
Blow Gym, Williamsburg, Va. (1948-50-55-57-71)	4-1
MCI Center/Verizon Center, Washington, D.C. (2005-16)	4-1
Imperial Arena, Atlantis Resort, Bahamas (2015, 2020)	4-2
Orleans Arena, Las Vegas, Nev. (2008-12-19)	4-2
Erwin Center, Austin, Texas (1990-96-2000-13-16)	4-3
Memorial Coliseum, Lexington, Ky. (1958-60-63-64-67-69)	4-4
Comcast Center, College Park, Md. (2003 to present)	4-5
John Paul Jones Arena, Charlottesville, Va. (2007 to present)	4-6
Freedom Hall, Louisville, Ky. (1959-67-69-73-75-90-2000)	4-6
Dahlgren Hall, Annapolis, Md. (1921 to 1950)	4-11
Boston Garden, Boston, Mass. (1957-85)	3-0
Buckner Fieldhouse, Fort Richardson, Alaska (1981)	3-0
Ford Field, Detroit, Mich. (2009)	3-0
Hartford Civic Center, Hartford, Conn. (1998-2005)	3-0
Jacksonville Veterans Memorial Arena (Fla.) (1992-2015)	3-0
Knight Center, Miami, Fla. (1985-86)	3-0
Maples Pavilion, Palo Alto, Calif. (1984, 2018)	3-0
Riverfront Coliseum, Cincinnati, Ohio (1979-92)	3-0
Robins Center, Richmond, Va. (1988-98)	3-0
St. Pete Times Forum, Tampa, Fla. (2007)	3-0
Scope Arena, Norfolk, Va. (1989-95-2003)	3-0
Angier B. Duke Gymnasium, Durham, N.C. (1920 to 1923)	3-1
Edward Jones Dome, St. Louis, Mo. (2005-12)	3-1
Huntsman Center, Salt Lake City, Utah (1971-81-88)	3-1
Sprint Center, Kansas City, Mo. (2013-16-19)	3-2
United Center, Chicago, Ill. (1998-2000-09-15-19)	3-2
Georgia Dome, Atlanta, Ga. (2001-09)	3-2
Sports Arena, Los Angeles, Calif. (1968-72-81-2006)	3-4
Wake Forest Gymnasium, Wake Forest, N.C. (1911 to 1935)	3-5
Card Gym, Durham, N.C. (1930 to 1939)	3-7
Bon Secours Wellness Arena, Greenville, S.C. (2017)	2-0
Butler/Hinkle Fieldhouse, Indianapolis, Ind. (1929-93)	2-0
Civic Arena, Pittsburgh, Pa. (1994-96)	2-0



ARENA, LOCATION	UNC W-L RECORD	ARENA, LOCATION	UNC W-L RECORD
Coral Gables Coliseum, Coral Gables, Fla. (1950)	2-0	Roberts Stadium, Evansville, Ind. (2011)	1-0
Dee Events Center, Ogden, Utah (1986)	2-0	San Diego Sports Arena, San Diego, Calif. (1989)	1-0
Greensboro YMCA (1926-30)	2-0	Schar Center, Elon, N.C. (2019)	1-0
Hofheinz Pavilion, Houston, Texas (1975-92)	2-0	Schottenstein Center, Columbus, Ohio (2008)	1-0
Lawlor Events Center, Reno, Nev. (1988-2009)	2-0	Scottrade Center, St. Louis, Mo. (2007)	1-0
Linn-Corriher Gym, Salisbury, N.C. (1945-46)	2-0	Special Events Center, El Paso, Texas (1981)	1-0
Mohegan Sun, Uncasville, Conn. (2014)	2-0	Swisher Gym, Jacksonville, Fla. (1986)	1-0
Municipal Auditorium, Kansas City, Mo. (1957)	2-0	Thompson-Boling Arena, Knoxville, Tenn. (2018)	1-0
Municipal Auditorium, New Orleans, La. (1972)	2-0	Trask Coliseum, Wilmington, N.C. (2020)	1-0
Nationwide Arena, Columbus, Ohio (2019)	2-0	U-D Memorial Building, Detroit, Mich. (1976)	1-0
Orlando Arena, Orlando, Fla. (1991)	2-0	USS Carl Vincennes, San Diego, Calif. (2012)	1-0
Roanoke Civic Center, Roanoke, Va. (1977-93)	2-0	UTC Arena, Chattanooga, Tenn. (1983)	1-0
St. John Arena, Columbus, Ohio (1966-93)	2-0	Walter Pyramid, Long Beach, Calif. (2013)	1-0
Smoothie King Center, New Orleans (2017-18)	2-0	Woodruff Hall, Athens, Ga. (1929)	1-0
Stan Sheriff Center, Honolulu, Hawaii (1995-2017)	2-0	Alumni Gym, Knoxville, Tenn. (1929-49)	1-1
Textile Hall, Greenville, S.C. (1950-52)	2-0	Alumni Gym, Lexington, Ky. (1929-50)	1-1
Toso Pavilion, Santa Clara, Calif. (1982)	2-0	AT&T Center, San Antonio, Texas (2014)	1-1
Tulane Gym, New Orleans, La. (1964-70)	2-0	Bartow Arena, Birmingham, Ala. (2010-14)	1-1
University of Phoenix Stadium, Glendale, Ariz. (2017)	2-0	Bloch Arena, Honolulu, Hawaii (1985)	1-1
War Memorial Coliseum, Rochester, N.Y. (1979)	2-0	Breslin Center, East Lansing, Mich. (2000-14)	1-1
Wells Fargo Center, Philadelphia, Pa. (2016)	2-0	Jadwin Gymnasium, Princeton, N.J. (1972-97)	1-1
WVU Coliseum, Morgantown, W. Va. (1972)	2-0	Kemper Arena, Kansas City, Mo. (1981-87)	1-1
William and Mary Hall, Williamsburg, Va. (1978)	2-0	Mabee Center, Tulsa, Okla. (1983)	1-1
Pauley Pavilion, Westwood, Calif. (1987-88-2001)	2-1	Moda Center, Portland, Ore. (2018)	1-1
Phillips Arena, Atlanta, Ga. (2012)	2-1	NRG Stadium, Houston, Texas (2016)	1-1
Reunion Arena, Dallas, Texas (1987-90)	2-1	Parker Coliseum, Baton Rouge, La. (1955-64)	1-1
Assembly Hall, Bloomington, Ind. (1980-2005-13-17)	2-2	Prudential Center, Newark, N.J. (2011)	1-1
Pepsi Center/McNichol Arena (Denver, Colo.) (1990-2004)	2-2	Richmond Coliseum, Richmond, Va. (1996)	1-1
<b>Petersen Center, Pittsburgh, Pa. (2015-17-19-20)</b>	<b>2-2</b>	Stegeman Coliseum/Georgia Coliseum, Athens, Ga. (1965-98)	1-1
<b>KFC Yum! Center, Louisville, Ky. (2015-16-18-19-20)</b>	<b>2-3</b>	Summit/Compaq Center, Houston, Texas (1986-2001)	1-1
West Dormitory, Elon, N.C. (1913-14-15-16-18)	2-3	T-Mobile Arena, Las Vegas (2017-20)	1-1
Fayerweather Gymnasium, Charlottesville, Va. (1911 to 1924)	2-6	Assembly Hall, Champaign, Ill. (1987-2003-11)	1-2
Rupp Arena, Lexington, Ky. (1989-92-2002-04-06-08-10-12-15)	2-7	Carolina Coliseum, Columbia, S.C. (1969-70-71)	1-2
Ahearn Fieldhouse, Manhattan, Kan. (1961)	1-0	Chicago Stadium, Chicago, Ill. (1947-58-59)	1-2
Allen Fieldhouse, Lawrence, Kan. (1961)	1-0	Coliseo de Puerto Rico, San Juan, Calif. (2011)	1-2
Alumni Arena, Buffalo, N.Y. (2000)	1-0	Dayton Arena, Dayton, Ohio (1976-2006)	1-2
Alumni Gym (Elon), Elon, N.C. (1951)	1-0	Kingdome, Seattle, Wash. (1988-95)	1-2
Alumni Gym (Guilford), Greensboro, N.C. (1942)	1-0	Providence Civic Center, Providence, R.I. (1975-78)	1-2
Alumni Hall (Navy), Annapolis, Md. (2016)	1-0	Springfield Civic Center, Springfield, Mass. (1983-88-97)	1-2
Aoyomo Gaukin Hall, Tokyo, Japan (1985)	1-0	Spectrum, Philadelphia, Pa. (1981-96)	1-2
Asheville Civic Center, Asheville, N.C. (1996)	1-0	Ballantine Gym, New Brunswick, N.J. (1921)	0-1
Autry Court, Houston, Texas (1970)	1-0	Carolina First Arena, Charleston, S.C. (2010)	0-1
Bayfront Arena, St. Petersburg, Fla. (1980)	1-0	<b>Carver-Hawkeye Arena, Iowa City, Iowa (1990)</b>	<b>0-1</b>
Cameron Hall, Lexington, Va. (1997)	1-0	Checkerdome, St. Louis, Mo. (1983)	0-1
Campus Events Center, Santa Barbara, Calif. (2009)	1-0	Coleman Coliseum, Tuscaloosa, Ala. (1990)	0-1
Christenbury Gym, Greenville, N.C. (1953)	1-0	Convention Center, Pine Bluff, Ark. (1984)	0-1
City Auditorium, Charlotte, N.C. (1924)	1-0	Crisler Center, Ann Arbor, Mich. (2019)	0-1
Convocation Center, Cleveland, Ohio (2004)	1-0	Dallas Cowboys Stadium, Arlington, Texas (2010)	0-1
Convocation Center, Hampton, Va. (1999)	1-0	Field Club House, Lexington, Va. (1915)	0-1
Curtis Hixon Hall, Tampa, Fla. (1976)	1-0	Florida Gymnasium, Gainesville, Fla. (1965)	0-1
Evergreen Gymnasium, Baltimore, Md. (1948)	1-0	Gampel Pavilion, Storrs, Conn. (2002)	0-1
Firestone Fieldhouse, Malibu, Calif. (1989)	1-0	Greensboro Basic Training Center #10, Greensboro, N.C. (1944)	0-1
Hershey Arena, Hershey, Pa. (1989)	1-0	Greensboro Overseas Replacement Division Base, Greensboro, N.C. (1946)	0-1
Fitzgerald Fieldhouse, Pittsburgh, Pa. (1972)	1-0	Greensboro Senior High School, Greensboro, N.C. (1955)	0-1
Freedom Hall Civic Center, Johnson City, Tenn. (1976)	1-0	Hickory Community Center, Hickory, N.C. (1950)	0-1
Harmon Gym, Berkeley, Calif. (1973)	1-0	Huff Hall, Champaign, Ill. (1952)	0-1
Holmes Center, Boone, N.C. (2001)	1-0	Key Arena, Seattle, Wash. (1999)	0-1
Horizon, Rosemont, Ill. (1989)	1-0	Knights of Columbus Gym, Louisville, Ky. (1929)	0-1
Humphrey Coliseum, Starkville, Miss. (2010)	1-0	McCarthy Athletic Center, Spokane, Wash. (2020)	0-1
Jenison Field House, East Lansing, Mich. (1977)	1-0	McLeod Center, Cedar Falls, Iowa (2016)	0-1
Kimmel Arena, Asheville, N.C. (2012)	1-0	Mountaineer Fieldhouse, Morgantown, W. Va. (1952)	0-1
Klum Gymnasium, Honolulu, Hawaii (1987)	1-0	North Texas State University Super Pit, Denton, Texas (1980)	0-1
Leede Arena, Hanover, N.H. (1999)	1-0	Robertson Memorial Fieldhouse, Peoria, Ill. (1952)	0-1
Louis Brown Athletic Center (RAC), Piscataway, N.J. (2008)	1-0	STAPLES Center, Los Angeles, Calif. (2015)	0-1
LSU Assembly Center, Baton Rouge, La. (1985)	1-0	Taft Coliseum, Columbus, Ohio (1929)	0-1
Mackey Arena, West Lafayette, Ind. (1991)	1-0	University Activity Center, Tempe, Ariz. (1978)	0-1
Macon Coliseum, Macon, Ga. (1980)	1-0	Alamodome, San Antonio, Texas (1998-2008)	0-2
McGaw Hall, Evanston, Ill. (1979)	1-0	Fieldhouse, Blacksburg, Va. (1917-19)	0-2
McKale Center, Tucson, Ariz. (2007)	1-0	Hemenway Gymnasium, Cambridge, Mass. (1925-26)	0-2
Mecca Arena, Milwaukee, Wis. (1986)	1-0	New Fieldhouse, Bloomington, Ind. (1963-65)	0-2
Millett Hall, Oxford, Ohio (1976)	1-0	Oakland Arena, Oakland, Calif. (1999-2005)	0-2
Morris Field, Charlotte, N.C. (1945)	1-0	Ryan Gymnasium, Washington, D.C. (1920-21)	0-2
Myrtle Beach Convention Center (S.C.) (2004)	1-0	University Gym, Princeton, N.J. (1929-38)	0-2
Notre Dame Fieldhouse, South Bend, Ind. (1963)	1-0	Hayes Gymnasium, West Point, N.Y. (1921-22-35)	0-3
Osakajo Hall, Osaka, Japan (1985)	1-0	Hoosier/RCA Dome, Indianapolis, Ind. (1991-97-2000)	0-3
Murphy Center, Murfreesboro, Tenn. (1999)	1-0	Memorial Coliseum, Nashville, Tenn. (1966-68-88)	0-3
National Car Rental Center, Sunrise, Fla. (2000)	1-0		
Newman Arena, Ithaca, N.Y. (1991)	1-0		
Ocean Center, Daytona Beach, Fla. (1998)	1-0		
Omaha Civic Auditorium, Omaha, Neb. (1961)	1-0		
Orlando Civic Center, Orlando, Fla. (1985)	1-0		
Payne Whitney Gymnasium, New Haven, Conn. (1975)	1-0		
Philadelphia Arena, Philadelphia, Pa. (1937)	1-0		
Reid Gymnasium, Cullowhee, N.C. (1957)	1-0		
Richardson Indoor Stadium, Spartanburg, S.C. (2019)	1-0		

*this is not a complete list of every game played; it is as complete a record for the arenas listed as information is available; the season listed is the spring semester of that season (i.e., 2019-20 season is listed as 2020)*





# RESULTS IN CHARLOTTE

## YMCA (5-1)

Date	Opponent	Outcome	Score
12-29-1913	Charlotte YMCA	W	43-32
12-30-1913	Charlotte YMCA	W	53-29
2-28-1919	Charlotte YMCA	W	51-46
1-27-1920	Charlotte YMCA	L	32-40
12-30-1923	Charlotte YMCA	W	32-29
12-31-1926	Charlotte YMCA	W	36-15

## CITY AUDITORIUM (1-0)

Date	Opponent	Outcome	Score
1-19-1924	Davidson	W	37-27

## CENTRAL HIGH (7-3)

Date	Opponent	Outcome	Score
12-27-1927	Charlotte Monogram	W	33-30
1-12-29	Davidson	W	34-21
1-11-30	Davidson	L	20-22
1-9-32	Davidson	W	45-29
1-7-33	Davidson	W	56-18
1-6-34	Davidson	W	38-23
1-5-35	Davidson	W	36-26
1-4-36	Davidson	W	45-27
1-9-37	Davidson	L (ot)	33-35
2-1-43	Davidson	L	41-57

## ARMORY AUDITORIUM (8-2)

Date	Opponent	Outcome	Score
1-10-31	Davidson	L	17-18
1-8-38	Davidson	W	37-35
1-7-39	Davidson	L	39-46
1-6-40	Davidson	W	55-47
12-13-41	Davidson	W	37-22
1-8-44	Davidson	W	43-37
1-10-45	Davidson	W	47-32
2-18-47	Davidson	W	45-38
2-24-48	Davidson	W	52-45
2-22-49	Davidson	W	53-52

## MORRIS FIELD (1-0)

Date	Opponent	Outcome	Score
12-19-44	Morris Field Fliers	W	51-29

## ORIGINAL CHARLOTTE COLISEUM (91-10)

on Independence Boulevard

Date	Opponent	Outcome	Score
12-9-55	Georgia Tech	W	88-76
1-13-56	South Carolina	W	75-73
12-8-56	Clemson	W	94-75
12-12-57	Furman	W	91-74
1-3-59	Notre Dame	W	69-54
1-30-59	Clemson	W	60-46
1-31-59	South Carolina	W	62-50
1-2-60	Notre Dame	W	75-65
2-19-60	Clemson	W	85-80
2-20-60	South Carolina	L	81-85
1-7-61	Notre Dame	W	73-71
2-17-61	South Carolina	W	92-68
2-18-61	Clemson	W	61-55
1-6-62	Notre Dame	W	99-80
2-16-62	Clemson	W	69-59
2-17-62	South Carolina	L	82-97
2-15-63	South Carolina	W	78-74
2-16-63	Clemson	W	79-63
12-7-63	Indiana	W	77-70
2-14-64	Clemson	L (2 ot)	90-97
2-15-64	South Carolina	W	84-81
12-7-64	Kentucky	W	82-67
2-19-65	South Carolina	W	76-63
2-20-65	Clemson	W	86-84
12-18-65	Florida	W	66-59
2-18-66	Clemson	W	70-66
2-19-66	South Carolina	W	83-71
12-30-66	Ohio State	W	105-82
2-17-67	South Carolina	W	80-55
2-18-67	Clemson	L	88-92
1-27-68	Georgia Tech	W	82-54
2-16-68	Clemson	W	96-74

Date	Opponent	Outcome	Score
2-17-68	South Carolina	W	84-80
3-7-68	*Wake Forest	W	83-70
3-8-68	*South Carolina	W (ot)	82-79
3-9-68	*NC State	W	87-50
12-9-68	Vanderbilt	W	100-78
2-14-69	South Carolina	L	66-68
2-15-69	Clemson	W	107-81
3-6-69	*Clemson	W	94-70
3-7-69	*Wake Forest	W	80-72
3-8-69	*Duke	W	85-74
12-8-69	Kentucky	L	87-94
1-3-70	Rice	W	98-72
2-13-70	Clemson	W	110-66
2-14-70	Georgia Tech	L	95-104
3-5-70	*Virginia	L	93-95
12-12-70	Creighton	W	106-86
1-2-71	Tulane	W	101-79
2-12-71	Georgia Tech	W	87-58
2-13-71	Clemson	W	86-48
12-27-71	Harvard	W	96-78
2-11-72	Clemson	W	73-50
2-12-72	Georgia Tech	W	118-73
12-9-72	Virginia Tech	W	96-82
1-4-73	Furman	W	100-67
2-9-73	Georgia Tech	W	107-72
2-10-73	Clemson	W	84-69
12-20-73	Virginia Tech	W	83-78
2-8-74	Furman	W	95-69
2-9-74	Georgia Tech	W	112-70
2-7-75	Furman	W	86-81
2-8-75	Georgia Tech	W	111-81
3-15-75	^New Mexico State	W	93-69
12-8-75	Kentucky	W	90-77
2-6-76	Georgia Tech	W	79-74
2-7-76	Furman	W	97-64
2-4-77	Georgia Tech	W	98-74
2-5-77	Furman	W	88-71
2-27-77	Louisville	W	96-89
11-26-77	Oregon State	W	94-63
2-3-78	Furman	L	83-89
2-4-78	Virginia Tech	W	101-88
2-2-79	Furman	L	70-83
2-3-79	Virginia Tech	W (ot)	92-80
2-10-79	Providence	W	89-55
2-1-80	The Citadel	W	51-40
2-2-80	Furman	W	75-63
12-22-80	Rutgers	W	71-64
2-6-81	St. Joseph's (Pa.)	W	87-64
2-7-81	Furman	W	79-64
11-28-81	Kansas	W	74-67
2-5-82	Furman	W	96-69
2-6-82	The Citadel	W	67-46
3-13-82	^James Madison	W	52-50
1-8-83	Syracuse	W	87-64
2-4-83	The Citadel	W	81-36
2-5-83	Furman	W	78-43
1-5-84	Boston Univ.	W	87-54
2-3-84	Furman	W	83-48
2-4-84	The Citadel	W	76-60
3-17-84	^Temple	W	77-66
11-25-84	Fordham	W	81-65
2-1-85	The Citadel	W	83-62
2-2-85	Furman	W	77-55
12-22-85	The Citadel	W	104-51
12-31-85	Florida State	W	109-64
12-22-86	Furman	W	95-65
3-12-87	^Pennsylvania	W	113-82
3-14-87	^Michigan	W	109-97
12-17-87	The Citadel	W	98-74

## CHARLOTTE COLISEUM (37-9)

home of the NBA Charlotte Hornets

Date	Opponent	Outcome	Score
12-2-88	Arizona	W	79-72
12-3-88	Missouri	W	76-60
12-23-89	Kansas State	W	79-63
3-9-90	*Virginia	L (ot)	85-92
11-30-90	South Carolina	L	74-76
12-1-90	Iowa State	W	118-93

Date	Opponent	Outcome	Score
3-8-91	*Clemson	W	67-59
3-9-91	*Virginia	W	76-71
3-10-91	*Duke	W	96-74
3-13-92	*Wake Forest	W	80-65
3-14-92	*Florida State	W	80-76
3-15-92	*Duke	L	74-94
12-4-92	South Carolina	W	108-67
12-5-92	Texas	W	104-68
3-12-93	*Maryland	W	102-66
3-13-93	*Virginia	W	74-56
3-14-93	*Georgia Tech	L	75-77
12-3-93	George Washington	W	87-62
12-4-93	BYU	W	97-65
3-11-94	*Florida State	W	83-69
3-12-94	*Wake Forest	W (ot)	86-84
3-13-94	*Virginia	W	73-66
12-2-94	South Carolina	W	95-58
12-3-94	Cincinnati	W	86-76
12-1-95	Tulane	W	89-71
12-2-95	Stanford	W	87-63
12-6-96	Southern California	W	99-84
12-7-96	South Carolina	W	86-75
12-5-97	Chattanooga	W	68-38
12-6-97	Virginia Tech	W	78-57
12-4-98	Old Dominion	W	63-61
12-5-98	College of Charleston	L	64-66
3-5-99	*Georgia Tech	W	78-49
3-6-99	*Maryland	W	86-79
3-7-99	*Duke	L	73-96
12-3-99	College of Charleston	W	72-54
12-4-99	UNLV	W	102-78
3-10-00	*Wake Forest	L	52-58
12-29-00	Massachusetts	W	91-60
12-30-00	College of Charleston	W	64-60
12-21-01	College of Charleston	L	60-66
12-22-01	St. Joseph's (Pa.)	W	92-76
3-8-02	*Duke	L	48-60
11-24-03	Davidson	W	91-68
3-18-05	^Oakland	W	96-68
3-20-05	^Iowa State	W	92-65

## CHARLOTTE BOBCATS ARENA/TIME

### WARNER CABLE ARENA/

### SPECTRUM CENTER (14-2)

home of the NBA Charlotte Bobcats/Hornets

Date	Opponent	Outcome	Score
11-14-06	Sacred Heart	W	103-81
11-15-06	Winthrop	W	73-66
11-14-07	Davidson	W	72-68
3-14-08	*Florida State	W	82-70
3-15-08	*Virginia Tech	W	68-66
3-16-08	*Clemson	W	86-81
3-27-08	^Washington State	W	68-47
3-29-08	^Louisville	W	83-73
3-18-11	^Long Island	W	102-87
3-20-11	^Washington	W	86-83
11-22-14	Davidson	W	90-72
12-1-17	Davidson	W	85-75
3-16-18	^Lipscomb	W	84-66
3-18-18	^Texas A&M	L	65-86
3-14-19	*Louisville	W	83-70
3-15-19	*Duke	L	73-74

Overall Record in Charlotte: 164-27



# RESULTS IN GREENSBORO

## GREENSBORO COLISEUM (88-22)

Date	Opponent	Outcome	Score
1-9-60	Wake Forest	W	62-59
1-16-60	Virginia	W	76-57
12-13-60	Kentucky	L	65-70
12-11-61	Indiana	L	70-76
1-13-62	Virginia	W	100-71
1-4-64	Notre Dame	W	78-68
12-14-64	Vanderbilt	W	84-78
2-6-65	NYU	W	100-78
12-27-65	Princeton	W	75-61
12-3-66	Penn State	W	93-63
12-17-66	NYU	W	95-58
12-27-66	Furman	W	101-56
3-9-67	*NC State	W	56-53
3-10-67	*Wake Forest	W	89-79
3-11-67	*Duke	W	82-73
12-12-67	Kentucky	W	84-77
12-16-67	Princeton	W	71-63
12-2-68	Oregon	W	89-78
2-8-69	Florida State	W	100-82
12-13-69	Florida State	W	86-75
12-29-69	Harvard	W	92-74
12-30-69	Bowling Green	W	89-72
12-18-70	NC State	L	70-82
12-19-70	Duke	W	83-81
12-29-70	Penn State	W	73-57
12-30-70	Northwestern	W	98-74
3-11-71	*Clemson	W	76-41
3-12-71	*Virginia	W	78-68
3-13-71	*South Carolina	L	51-52
12-17-71	Wake Forest	W	99-76
12-18-71	NC State	W	99-68
2-3-72	Wake Forest	W	71-59
3-10-72	*Duke	W	63-48
3-11-72	*Maryland	W	73-64
12-5-72	Dartmouth	W	128-86
12-15-72	Duke	W	91-86
12-16-72	NC State	L	61-68
1-6-73	Nebraska	W	79-62
1-17-73	Wake Forest	W	99-80
3-8-73	*Wake Forest	L (OT)	52-54
12-1-73	Houston	W	97-74
12-10-73	Kentucky	W	101-84
1-4-74	NC State	L	77-78
1-5-74	Duke	W	84-75
2-16-74	Florida State	W	104-85
3-7-74	*Wake Forest	W	76-62
3-8-74	*Maryland	L	85-105
12-28-74	Utah	W	94-91
1-3-75	Duke	L (OT)	96-99
1-4-75	*NC State	L	67-82
3-6-75	*Wake Forest	W (OT)	101-100
3-7-75	*Clemson	W (OT)	76-71
3-8-75	NC State	W	70-66
1-2-76	Wake Forest	L	83-95
1-3-76	Duke	W	77-74
11-26-76	NC State	W	78-66
11-27-76	Wake Forest	L (OT)	96-97
1-5-77	Clemson	W	91-63
2-12-77	Tulane	W	106-94
3-4-77	*NC State	W	70-56
3-5-77	*Virginia	W	75-69
12-2-77	Duke	W	79-66
12-3-77	NC State	W	87-82
12-17-77	Cincinnati	W	67-59
3-2-78	*Wake Forest	L	77-82
12-1-78	Wake Forest	W	73-55
12-2-78	Duke	L	68-78
1-3-79	Clemson	W	90-68
1-14-79	Arkansas	W	63-57
3-2-79	*Maryland	W	102-79
3-3-79	*Duke	W	71-63
11-30-79	NC State	W	97-84
12-1-79	Duke	L	74-86
12-8-79	Cincinnati	W	68-63
1-14-80	Georgia Tech	W	54-53
2-28-80	*Wake Forest	W	75-62
2-29-80	*Duke	L	61-75
12-5-80	Duke	W	78-76

Date	Opponent	Outcome	Score
12-6-80	Wake Forest	L	71-82
12-13-80	South Florida	W	73-64
11-30-81	Southern California	W	73-62
2-14-82	Georgia	W	66-57
2-17-82	Wake Forest	W	69-51
3-5-82	*Georgia Tech	W	55-39
3-6-82	*NC State	W	58-46
3-7-82	*Virginia	W	47-45
12-11-82	Santa Clara	W	79-56
1-5-83	Rutgers	W	86-69
1-27-83	Wake Forest	W	80-78
1-29-83	Georgia Tech	W	72-65
3-19-83	^James Madison	W	68-49
11-26-83	Missouri	W	64-57
1-14-84	Wake Forest	W	70-62
2-1-84	Clemson	W	97-75
3-9-84	*Clemson	W	78-66
3-10-84	*Duke	L	75-77
12-15-84	Wake Forest	W	79-73
1-13-85	SMU	L	82-84
1-21-85	Jacksonville	W	74-68
12-7-85	Rutgers	W	114-71
1-11-86	Wake Forest	W	89-65
3-7-86	*Maryland	L	75-85
1-22-87	Wake Forest	W	79-53
1-6-88	Fordham	W (OT)	76-67
1-28-88	Wake Forest	L	80-83
3-11-88	*Wake Forest	W	83-62
3-12-88	*Maryland	W	74-64
3-13-88	*Duke	L	61-65
12-10-88	Richmond	W	76-68
1-25-89	Wake Forest	W	88-74

## RENOVATED GREENSBORO COLISEUM (29-12)

Date	Opponent	Outcome	Score
1-21-95	Virginia Tech	W	87-76
3-10-95	*Clemson	W	78-62
3-11-95	*Maryland	W (OT)	97-92
3-12-95	*Wake Forest	L (OT)	80-82
3-8-96	*Clemson	L	73-75
12-18-96	LSU	W	67-48
3-7-97	*Virginia	W	78-68
3-8-97	*Wake Forest	W	86-73
3-9-97	*NC State	W	64-54
3-6-98	*NC State	W	73-46
3-7-98	*Maryland	W (OT)	83-73
3-8-98	*Duke	W	83-68
3-19-98	^Michigan State	W	73-58
3-21-98	^Connecticut	W	75-64
3-14-03	*Maryland	W	84-72
3-15-03	*Duke	L	63-75
12-2-03	Illinois	W	88-81
3-12-04	*Georgia Tech	L	82-83
3-10-06	*Virginia	W	79-67
3-11-06	*Boston College	L	82-85
3-19-09	^Radford	W	101-58
3-21-09	^LSU	W	84-70
3-11-10	*Georgia Tech	L	58-62
12-18-10	Texas	L	76-78
3-11-11	*Miami	W	61-59
3-12-11	*Clemson	W (OT)	92-87
3-13-11	*Duke	L	58-75
3-16-12	^Vermont	W	77-58
3-18-12	^Creighton	W	87-73
3-15-13	*Florida State	W	83-62
3-16-13	*Maryland	W	79-76
3-17-13	*Miami	L	77-87
3-14-14	*Pittsburgh	L	75-80
12-16-14	UNCG	W	79-56
3-11-15	*Boston College	W	81-63
3-12-15	*Louisville	W	70-60
3-13-15	*Virginia	W	71-67
3-14-15	*Notre Dame	L	82-90
2-5-17	Notre Dame	W	83-76
3-10-20	*Virginia Tech	W	78-56
3-11-20	*Syracuse	L	53-81



ANTAWN JAMISON earned MVP honors in 1998 when UNC beat Duke in the ACC Tournament final in the Greensboro Coliseum.

## GUILFORD COLLEGE GYMNASIUM (6-1)

Date	Opponent	Outcome	Score
2-28-1913	at Guilford	L	29-44
1-30-1914	at Guilford	W (OT)	23-22
2-24-1916	at Guilford	W	51-21
2-16-1918	at Guilford	W	28-24
2-14-1919	at Guilford	W	56-23
1-15-1920	at Guilford	W	50-23
12-13-1940	at Guilford	W	51-26
12-29-1926	at Greensboro YMCA	W	35-21
1-10-1930	at Greensboro YMCA	W	88-25
2-2-1944	Basic Training Center #10 Military Post	L	40-53
12-12-1945	Greensboro ORD Overseas Replacement Division Base	L	63-64
2-11-1955	Virginia (Senior High School)	L	73-98

Overall Record in Greensboro: 125-38

the January 9, 1960 game against Wake Forest was the first between ACC schools in the Greensboro Coliseum

\* ACC Tournament Game  
^ NCAA Tournament Game



## RESULTS IN DOMED STADIUMS

Date	Opponent	City	Stadium	W/L	Score	FG%	3FG%	FT%	Opp FG%
2-14-76	Tulane	New Orleans, La.	Louisiana Superdome	W (4 OT)	113-106	.453		.692	.562
12-23-77	Tulane	New Orleans, La.	Louisiana Superdome	W	108-103	<b>.641</b>		.684	.529
3-27-82	^Houston (SF)	New Orleans, La.	Louisiana Superdome	W	68-63	.591		.842	.422
3-29-82	^Georgetown (CH)	New Orleans, La.	Louisiana Superdome	W	63-62	.532		.591	.529
3-25-83	^Ohio State	Syracuse, N.Y.	Carrier Dome	W	64-51	.467		.880	.444
3-27-83	^Georgia	Syracuse, N.Y.	Carrier Dome	L	77-82	.492		<b>.882</b>	.561
12-10-83	Syracuse	Syracuse, N.Y.	Carrier Dome	W	87-64	.625		.810	.411
3-25-88	^Michigan	Seattle, Wash.	Kingdome	W	78-69	.500	.333	.700	.491
3-27-88	^Arizona	Seattle, Wash.	Kingdome	L	52-70	.357	.316	.750	.538
3-15-91	^Northeastern	Syracuse, N.Y.	Carrier Dome	W	101-66	.582	.429	.690	.375
3-17-91	^Villanova	Syracuse, N.Y.	Carrier Dome	W	84-69	.525	.462	.667	.414
3-30-91	^Kansas (SF)	Indianapolis, Ind.	Hoosier/RCA Dome	L	73-79	.384	.167	.609	.409
4-3-93	^Kansas (SF)	New Orleans, La.	Louisiana Superdome	W	78-68	.538	<b>.714</b>	.708	.439
4-5-93	^Michigan (CH)	New Orleans, La.	Louisiana Superdome	W	77-71	.491	.455	.783	.484
1-22-94	LSU	New Orleans, La.	Louisiana Superdome	W	88-65	.537	.294	.641	.333
4-1-95	^Arkansas (SF)	Seattle, Wash.	Kingdome	L	68-75	.375	.357	.667	.378
3-21-97	^California	Syracuse, N.Y.	Carrier Dome	W	63-57	.449	.571	.647	.382
3-23-97	^Louisville	Syracuse, N.Y.	Carrier Dome	W	97-74	.559	.500	.833	.377
3-29-97	^Arizona (SF)	Indianapolis, Ind.	Hoosier/RCA Dome	L	58-66	.311	.190	.800	.333
3-28-98	^Utah (SF)	San Antonio, Texas	Alamodome	L	59-65	.391	.130	<b>.286</b>	.444
4-1-00	^Florida (SF)	Indianapolis, Ind.	Hoosier/RCA Dome	L	59-71	.351	.227	.609	.391
3-9-01	*Clemson	Atlanta, Ga.	Georgia Dome	W	99-81	.547	.526	.792	.463
3-10-01	*Georgia Tech	Atlanta, Ga.	Georgia Dome	W	70-63	.441	.286	.609	<b>.324</b>
3-11-01	*Duke	Atlanta, Ga.	Georgia Dome	L	53-79	<b>.292</b>	.278	.714	.375
3-16-01	^Princeton	New Orleans, La.	Louisiana Superdome	W	70-48	.553	.273	.833	.377
3-18-01	^Penn State	New Orleans, La.	Louisiana Superdome	L	74-82	.469	.176	.786	.437
3-25-05	^Villanova	Syracuse, N.Y.	Carrier Dome	W	67-66	.417	.421	.792	.377
3-27-05	^Wisconsin	Syracuse, N.Y.	Carrier Dome	W	88-82	.531	.313	.833	.492
4-2-05	^Michigan State (SF)	St. Louis, Mo.	Edward Jones Dome	W	87-71	.493	.350	.647	.338
4-4-05	^Illinois (CH)	St. Louis, Mo.	Edward Jones Dome	W	75-70	.519	.563	.632	.386
4-5-08	^Kansas (SF)	San Antonio, Texas	Alamodome	L	66-84	.358	.208	.867	.531
12-3-08	Michigan State	Detroit, Mich.	Ford Field	W	98-63	.479	.316	.828	.348
3-13-09	*Virginia Tech	Atlanta, Ga.	Georgia Dome	W	79-76	.446	.316	.714	.448
3-14-09	*Florida State	Atlanta, Ga.	Georgia Dome	L	70-73	.373	.267	.759	.491
4-4-09	^Villanova (SF)	Detroit, Mich.	Ford Field	W	83-69	.403	.500	.595	.329
4-6-09	^Michigan State (CH)	Detroit, Mich.	Ford Field	W	89-72	.459	.417	.700	.400
12-19-09	Texas	Arlington, Texas	Dallas Cowboys Stadium	L	90-103	.480	.538	.579	.414
3-23-12	^Ohio	St. Louis, Mo.	Edward Jones Dome	W (OT)	73-65	.400	.318	.583	<b>.324</b>
3-25-12	^Kansas	St. Louis, Mo.	Edward Jones Dome	L	67-80	.438	<b>.118</b>	.750	.460
1-11-14	Syracuse	Syracuse, N.Y.	Carrier Dome	L	45-57	.392	.167	.333	.350
1-9-16	Syracuse	Syracuse, N.Y.	Carrier Dome	W	84-73	.525	.188	.850	.429
4-2-16	^Syracuse (SF)	Houston, Texas	NRG Stadium	W	83-66	.538	.235	.818	.409
4-4-16	^Villanova (CH)	Houston, Texas	NRG Stadium	L	74-77	.429	.647	.692	<b>.583</b>
4-1-17	^Oregon (SF)	Glendale, Ariz.	University of Phoenix Stadium	W	77-76	.368	.381	.704	.379
4-3-17	^Gonzaga (CH)	Glendale, Ariz.	University of Phoenix Stadium	W	71-65	.356	.148	.577	.339
2-21-18	Syracuse	Syracuse, N.Y.	Carrier Dome	W	78-74	.446	.364	.800	.431
2-29-20	Syracuse	Syracuse, N.Y.	Carrier Dome	W	92-79	.516	.423	<b>.882</b>	.444

\* ACC Tournament, ^ NCAA Tournament

(SF) NCAA Semifinal, (CH) NCAA Championship

### UNC

**Highest Field Goal Percentage**

.641 (41 of 64) at Tulane (Louisiana Superdome), 12-23-77

**Lowest Field Goal Percentage**

.292 (19 of 65) vs. Duke (Georgia Dome), 3-11-01

**Highest Three-Point Percentage**

.714 (5 of 7) vs. Kansas (Superdome), 4-3-93

**Lowest Three-Point Percentage**

.118 (2 of 17) vs. Kansas (Edward Jones Dome) 3-25-12

**Highest Free Throw Percentage**

.882 (15 of 17) at Syracuse (Carrier Dome), 2-29-20

.882 (15 of 17) vs. Georgia (Carrier Dome), 3-27-83

.286 (2 of 7) vs. Utah (Alamodome), 3-28-98

**Lowest Free Throw Percentage**

### OPPONENTS

**Highest Field Goal Percentage**

.583 (28 of 48) by Villanova (NRG Stadium), 4-4-16

**Lowest Field Goal Percentage**

.324 (23 of 71) by Georgia Tech (Georgia Dome), 3-10-01

.324 (23 of 71) by Ohio (Edward Jones Dome), 3-23-12

### UNC Record by Dome

	W-L
Carrier Dome (Syracuse)	11-2
Louisiana Superdome (New Orleans)	8-1
Ford Field (Detroit)	3-0
Edward Jones Dome (St. Louis)	3-1
Georgia Dome (Atlanta)	3-2
Univ. of Phoenix Stadium (Glendale)	2-0
NRG Stadium (Houston)	1-1
Kingdome (Seattle)	1-2
Dallas Cowboys Stadium (Arlington)	0-1
Alamodome (San Antonio)	0-2
Hoosier/RCA Dome (Indianapolis)	0-3
<b>Totals</b>	<b>32-15</b>



**THEO PINSON** and the Tar Heels beat Oregon in the 2017 Final Four before 77,612 fans at the University of Phoenix Stadium.





# RESULTS IN NEW YORK METROPOLITAN AREA

## Yale, New Haven, Conn. (1-1)

Date	Opponent	Outcome	Score	
2-8-1921	Yale	L	30-32	arena unknown
12-21-1974	Yale	W	70-53	(Payne Whitney Gymnasium)

## Ballantine Gym, Piscataway, N.J. (0-1)

Date	Opponent	Outcome	Score
2-7-1921	Rutgers	L	22-32

## Crescent Athletic Club, Brooklyn (1-1)

Date	Opponent	Outcome	Score
2-3-1925	Crescent AC	L	24-32
1-21-1935	Crescent AC	W	38-32

## University Gym, Princeton, N.J. (0-2)

Date	Opponent	Outcome	Score
2-9-1929	Princeton	L (ot)	19-20
1-21-1938	Princeton	L	32-53

## New York Athletic Club, Manhattan (1-0)

Date	Opponent	Outcome	Score
1-22-1935	New York AC	W	38-32

## Madison Square Garden III

### Manhattan, 8th Avenue between 49th and 50th (6-10)

Date	Opponent	Outcome	Score	Event
1-15-1936	NYU	L	33-55	
1-15-1937	NYU	L	30-37	
1-4-1941	Fordham	L	41-42	
12-27-1945	NYU	W	43-41	
^3-21-1946	NYU	W	57-49	NCAA Regional Semifinal
^3-23-1946	Ohio State	W (ot)	60-57	NCAA Regional Final
^3-26-1946	Oklahoma A&E (State)	L	40-43	NCAA Final
1-14-1947	NYU	W	50-48	
1-15-1948	NYU	L	34-63	
1-6-1949	NYU	L	48-72	
1-4-1951	NYU	L	60-66	
12-20-1956	NYU	W	64-59	
^3-12-1957	Yale	W	90-74	NCAA First Round
^3-10-1959	Navy	L	63-76	NCAA First Round
2-12-1964	NYU	L	68-69	
2-9-1966	NYU	L	78-83	

## Current Madison Square Garden, Manhattan, 4 Penn Plaza (29-11)

Date	Opponent	Outcome	Score	Event
12-27-1968	Villanova	W	69-61	ECAC Holiday Festival
12-28-1968	St. John's	L	70-72	ECAC Holiday Festival
12-30-1968	Princeton	W	103-76	ECAC Holiday Festival
~3-14-1970	Manhattan	L	90-95	NIT
~3-20-1971	Massachusetts	W	90-49	NIT
~3-22-1971	Providence	W	86-79	NIT
~3-25-1971	Duke	W	73-67	NIT
~3-27-1971	Georgia Tech	W	84-66	NIT Final
2-19-1972	Notre Dame	W	99-74	
2-17-1973	Florida State	W	91-79	
~3-17-1973	Oral Roberts	W	82-65	NIT
~3-20-1973	Massachusetts	W	73-63	NIT
~3-24-1973	Notre Dame	L	71-78	NIT
~3-25-1973	Alabama	W	88-69	NIT
~3-16-1974	Purdue	L	71-82	NIT
12-4-1975	Seton Hall	W	75-63	
2-11-1978	Rutgers	W	74-57	
2-14-1980	Rutgers	W (ot)	73-70	
12-19-1981	Rutgers	W	59-36	
12-27-1983	Iona	W	74-61	ECAC Holiday Festival
12-29-1983	St. John's	W	64-51	ECAC Holiday Festival
1-9-1986	Fordham	W	92-68	
11-23-1988	Missouri	L	81-91	Preseason NIT
11-25-1988	Indiana	W	106-92	Preseason NIT
1-11-1992	Notre Dame	L	76-88	
11-24-1993	Massachusetts	L (ot)	86-91	Preseason NIT
11-26-1993	Minnesota	W	90-76	Preseason NIT
11-25-1998	Purdue	W	54-47	Preseason NIT
11-27-1998	Stanford	W	57-49	Preseason NIT Final



Freshman guard **RAYMOND FELTON** led UNC to wins over Kansas and Stanford to win the 2002 Preseason NIT in Madison Square Garden.

Date	Opponent	Outcome	Score	Event
11-27-2002	Kansas	W	67-56	Preseason NIT
11-29-2002	Stanford	W	74-57	Preseason NIT Final
12-28-2002	Iona	L	56-65	ECAC Holiday Festival
12-29-2002	St. John's	W	63-59	ECAC Holiday Festival
11-22-2006	Gonzaga	L	74-82	Preseason NIT
11-24-2006	Tennessee	W	101-87	Preseason NIT
11-19-2009	Ohio State	W	77-73	Coaches vs. Cancer
11-20-2009	Syracuse	L	71-87	Coaches vs. Cancer Final
~3-30-2010	Rhode Island	W (ot)	68-67	NIT
~4-1-2010	Dayton	L	68-79	NIT Final
12-28-2010	Rutgers	W	78-55	

## Jadwin Gym, Princeton, N.J. (1-1)

Date	Opponent	Outcome	Score
12-6-1971	Princeton	L	73-89
12-22-1996	Princeton	W	69-60

## Meadowlands, East Rutherford, N.J. (12-4)

Date	Opponent	Outcome	Score	Event
12-26-1981	Kentucky	W	82-69	
12-4-1982	LSU	W	47-43	
^3-19-1987	Notre Dame	W	74-67	NCAA Regional Semifinal
^3-21-1987	Syracuse	L	75-79	NCAA Regional Final
12-7-1989	Georgetown	L	81-93	ACC-Big East Challenge
1-5-1991	Notre Dame	W	82-47	
^3-22-1991	Eastern Michigan	W	93-67	NCAA Regional Semifinal
^3-24-1991	Temple	W	75-72	NCAA Regional Final
12-4-1991	Seton Hall	W	83-54	ACC-Big East Challenge
1-24-1993	Seton Hall	W	70-66	
^3-26-1993	Arkansas	W	80-74	NCAA Regional Semifinal
^3-28-1993	Cincinnati	W (ot)	75-68	NCAA Regional Final
12-20-1996	Massachusetts	W	83-69	Jimmy V Classic
12-21-1999	Indiana	L	73-82	Jimmy V Classic
^3-23-2007	Southern California	W	74-64	NCAA Regional Semifinal
^3-25-2007	Georgetown	L (ot)	84-96	NCAA Regional Final

## Louis Brown Athletic Center, Piscataway, N.J. (1-0)

Date	Opponent	Outcome	Score
12-16-2007	Rutgers	W	93-71

## Prudential Center, Newark, N.J. (1-1)

Date	Opponent	Outcome	Score	Event
^3-25-2011	Marquette	W	81-63	NCAA Regional Semifinal
^3-27-2011	Kentucky	L	69-76	NCAA Regional Final

## Barclays Center, Brooklyn (5-2)

Date	Opponent	Outcome	Score	Event
12-19-2015	UCLA	W	89-76	CBS Sports Classic
*3-19-2017	Miami	W	78-53	ACC Tournament
*3-20-2017	Duke	L	83-93	ACC Tournament
*3-7-2018	Syracuse	W	78-59	ACC Tournament
*3-8-2018	Miami	W	82-65	ACC Tournament
*3-9-2018	Duke	W	74-69	ACC Tournament
*3-10-2018	Virginia	L	63-71	ACC Tournament Final

\* ACC Tournament, ^ NCAA Tournament, ~ NIT



# STREAKS

## ALL-TIME WINNING STREAK

Games Started	Ended (UNC loss against...)
37 12/4/1956 vs. Furman	12/21/1957 by West Virginia (64-75)
34 12/15/1923 vs. Durham Elks	2/2/1925 by Harvard (22-23)
21 11/24/1985 vs. UCLA	1/30/1986 by Virginia (73-86)
21 11/26/1983 vs. Missouri	2/12/1984 by Arkansas (64-65)
20 12/12/1967 vs. Kentucky	2/28/1968 by South Carolina (86-87)
18 11/14/2007 at Davidson	1/19/2008 by Maryland (80-82)
18 12/4/2000 vs. Miami	2/18/2001 by Clemson (65-75)
18 12/18/1982 vs. Texas Pan American	2/13/1983 by Villanova (53-56)
17 11/14/1997 vs. Middle Tenn St	1/14/1998 by Maryland (83-89) OT
17 1/11/1946 vs. Virginia	2/23/1946 by Little Creek A.B. (46-60)
16 2/1/1997 vs. Middle Tenn St	3/29/1997 by Arizona (58-66)
16 12/3/1986 vs. Stetson	2/1/1987 by Notre Dame (58-60)
16 2/5/1982 vs. Furman	11/20/1983 by St. John's (74-78) OT

## ALL-TIME LOSING STREAK

Games Started	Ended (UNC win vs...)
8 12/20/1950 by Eastern Kentucky	1/11/1951 vs. Wake Forest (65-56)
7 2/1/2020 by Boston College	2/25/2020 vs. NC State (85-79)
6 1/5/2002 by Wake Forest	1/27/2002 vs. Clemson (87-69)
6 2/3/1921 by VMI	2/10/1921 vs. Lynchburg Elks (38-15)
5 1/4/2020 by Georgia Tech	1/25/2020 vs. Miami (94-71)
5 1/22/2003 by Maryland	2/8/2003 vs. Florida State (61-60)
5 1/31/2002 by Duke	2/17/2002 vs. Florida State (95-85)
5 2/12/1952 by South Carolina	12/1/1953 vs. The Citadel (70-50)
5 1/17/1939 by Wake Forest	1/31/1939 vs. Wake Forest (56-54)
4 on 16 occasions (latest in 2019-20)	

## HOME WINNING STREAK

Games Started	Ended (UNC loss against...)
31& 3/2/2010 vs. Miami	2/8/2012 by Duke (84-85)
26 2/2/1922 vs. Wofford	2/12/1925 by South Carolina (27-28)
25 3/4/1992 vs. Georgia Tech	2/12/1994 by Georgia Tech (89-96)
25 2/9/1977 vs. Maryland	1/20/1980 by Maryland (86-92)
23 2/25/1970 vs. Virginia Tech	1/25/1973 by Virginia (78-84)
23 12/3/1955 vs. Clemson	1/15/1958 by NC State (57-58)
23 2/20/2016 vs. Miami	12/20/2018 by Wofford (75-79)
21 2/21/2007 vs. NC State	1/4/2009 by Boston College (78-85)
21 2/15/2004 vs. Maryland	11/29/2005 by Illinois (64-68)
19 1/15/1997 vs. NC State	2/21/1998 by NC State (72-86)
19 1/26/1937 vs. Virginia	1/3/1939 by Princeton (20-30)
18 2/26/1986 vs. Virginia	1/21/1988 by Duke (69-70)

& included 30 wins at the Smith Center and one at Carmichael Arena

## HOME LOSING STREAK

Games Started	Ended (UNC win vs...)
5 1/5/2002 by Wake Forest	2/17/2002 vs. Florida State (95-85)
4 1/16/2010 by Georgia Tech	2/1/2010 vs. NC State (74-61)
4 3/4/2001 by Duke	12/2/2001 vs. Georgia Tech (83-77)
4 12/4/1943 by Cherry Point M.A.S.	1/11/1944 vs. Florence A.A.B. (41-19)
4 2/1/1930 by Duke	2/21/1930 vs. Virginia Tech (41-23)
3 2/1/2020 by Boston College	2/25/2020 vs. NC State (85-79)
3 1/4/2020 by Georgia Tech	1/25/2020 vs. Miami (94-71)
3 2/6/1953 by Duke	12/11/1953 vs. William & Mary (71-61)
3 1/26/1952 by NC State	2/8/1952 vs. The Citadel (80-62)
3 1/6/1945 by South Carolina	1/24/1945 vs. Virginia Tech (60-28)
3 1/17/1939 by Wake Forest	2/4/1939 vs. VMI (43-41)

## SMITH CENTER WINNING STREAK

Games Started	Ended (UNC loss against...)
30 3/2/2010 vs. Miami	2/8/2012 by Duke (84-85)
25 3/4/1992 vs. Georgia Tech	2/12/1994 by Georgia Tech (89-96)
21 2/21/2007 vs. NC State	1/4/2009 by Boston College (78-85)
21 2/15/2004 vs. Maryland	11/29/2005 by Illinois (64-68)
19 1/15/1997 vs. NC State	2/21/1998 by NC State (72-86)
18 2/26/1986 vs. Virginia	1/21/1988 by Duke (69-70)

## SMITH CENTER LOSING STREAK

Games Started	Ended (UNC win vs...)
5 1/5/2002 by Wake Forest	2/17/2002 vs. Florida State (95-85)
4 1/16/2010 by Georgia Tech	2/1/2010 vs. NC State (74-61)
4 3/4/2001 by Duke	12/2/2001 vs. Georgia Tech (83-77)
3 2/1/2020 by Boston College	2/25/2020 vs. NC State (85-79)
3 1/4/2020 by Georgia Tech	1/25/2020 vs. Miami (Fla.) (94-71)



Bob Cunningham, Lennie Rosenbluth, Tommy Kearns, Joe Quigg, Pete Brennan and head coach Frank McGuire were the foundation of Tar Heels in 1956 and 1957 that won a school-record 37 consecutive games.

## CARMICHAEL AUDITORIUM WINNING STREAK

Games Started	Ended (UNC loss against...)
25 2/9/1977 vs. Maryland	1/20/1980 by Maryland (86-92)
23 2/25/1970 vs. Virginia Tech	1/25/1973 by Virginia (78-84)

## CARMICHAEL AUDITORIUM LOSING STREAK

Games Started	Ended (UNC win vs...)
2 2/21/1973 by Miami (Ohio)	12/5/1973 vs. California (74-70)
2 2/3/1981 by Virginia	2/21/1981 vs. Clemson (75-61)
2 1/19/1985 by Duke	2/7/1985 vs. Virginia (82-73)

## ROAD WINNING STREAK

Games Started	Ended (UNC loss against...)
23 3/7/1922 at Duke	2/2/1925 at Harvard (22-23)
15 3/1/1975 at Duke	1/19/1977 at NC State (73-75)
15 11/14/2007 at Davidson	1/11/2009 at Wake Forest (89-92)
14 12/27/1945 at NYU	2/23/1945 at Little Creek A.B. (46-60)
11 3/2/1983 at Georgia Tech	2/12/1984 at Arkansas (64-65)

## ACC ROAD WINNING STREAK

Games Started	Ended (UNC loss against...)
11 3/2/1983 at Georgia Tech	1/30/1984 at Clemson (50-52)

## ROAD LOSING STREAK

Games Started	Ended (UNC win vs...)
8 3/1/1911 at Virginia	12/29/1913 at Charlotte YMCA (43-32)
8 1/4/2003 at Miami	11/24/2003 at Davidson (91-68)
7 1/9/1964 at Wake Forest	12/5/1964 at South Carolina (82-71)
6 2/3/1921 at VMI	2/10/1921 at Lynchburg Elks (38-15)
6 1/16/1943 at Washington & Lee	12/20/1943 at Seymour Johnson Field (48-42)
6 2/18/2001 at Clemson	1/27/2002 at Clemson (87-69)
5 on eight occasions (latest: 2/2/2002-3/4/2002)	

## WINNING STREAK VS. ACC OPPONENTS

Games Started	Ended (UNC loss against...)
25 12/8/1956 vs. Clemson	1/11/1958 by Maryland (61-74)
17 3/4/1967 vs. Duke	2/28/1968 by South Carolina (86-87)
17 2/11/1982 vs. Maryland	2/16/1983 by Maryland (94-106)
16 1/8/1986 vs. Maryland	3/8/1987 by NC State (67-68)
15 1/7/1984 vs. NC State	3/10/1984 by Duke (75-77)
15 2/6/1997 vs. Florida State	1/14/1998 by Maryland (83-89) OT

## LOSING STREAK VS. ACC OPPONENTS

Games Started	Ended (UNC win vs...)
7 2/1/2020 by Boston College	2/25/2020 vs. NC State (85-79)
6 12/8/2019 by Virginia	1/25/2020 vs. Miami (94-71)
5 1/5/2002 by Wake Forest	1/27/2002 vs. Clemson (87-69)
5 1/31/2002 by Duke	2/17/2002 vs. Florida State (95-85)
5 1/22/2003 by Maryland	2/8/2003 vs. Florida State (61-60)
4 1/19/1954 by NC State	2/13/1954 vs. Clemson (72-56)
4 2/3/1962 by Duke	2/16/1962 vs. Clemson (69-59)
4 2/18/1964 by Maryland	3/5/1964 vs. South Carolina (80-63)
4 2/19/1992 by Virginia	3/4/1992 vs. Georgia Tech (79-75)
4 3/8/1996 by Clemson	1/15/1997 vs. NC State (59-56)
4 1/31/2010 by Virginia	2/13/2010 vs. NC State (74-61)



# 100-POINT GAMES

Date	Opponent	Place	W-L	UNC-Oppt	Date	Opponent	Place	W-L	UNC-Oppt
Dec. 3, 1951	Furman	A	W	100-57	Feb. 12, 1977	Tulane	GBO	W	106-94
Jan. 10, 1956	Virginia	H	W	101-65	Feb. 16, 1977	South Florida	H	W	100-65
Jan. 14, 1956	Clemson	A	W	103-99	Dec. 10, 1977	William & Mary	A	W	101-43
Feb. 7, 1956	William & Mary	H	W	115-63	Dec. 23, 1977	Tulane	A	W	108-103
Jan. 12, 1957	Virginia	H	W	102-90	Feb. 4, 1978	Virginia Tech (1)	CHAR	W	101-88
Feb. 1, 1958	South Carolina	A	W	115-88	Dec. 30, 1978	Niagara (9)	ROCH	W	121-69
					Mar. 2, 1979	Maryland (6)	GBO	W	102-79
Jan. 13, 1962	Virginia	GBO	W	100-71	Jan. 24, 1981	Georgia Tech	H	W	100-60
Feb. 23, 1963	Duke (1)	A	L	93-106	Dec. 18, 1982	Texas-Pan Am (10)	TUL	W	106-50
Dec. 9, 1963	Kentucky	A	L	80-100	Jan. 15, 1983	Virginia	A	W	101-95
Dec. 16, 1963	Tulane	A	W	109-81	Jan. 22, 1983	Duke	H	W	103-82
Feb. 29, 1964	Duke	H	L	69-104	Feb. 16, 1983	Maryland	A	L	94-106
Dec. 10, 1964	Tulane	H	W	111-74	Feb. 24, 1983	Wake Forest	H	W	100-85
Dec. 12, 1964	Indiana	A	L	81-107	Mar. 5, 1983	Duke	A	W	105-81
Jan. 6, 1965	Wake Forest	A	L	85-107	Mar. 11, 1983	Clemson (11)	ATL	W	105-79
Feb. 6, 1965	NYU	GBO	W	100-78	Dec. 21, 1983	Dartmouth	H	W	103-58
Feb. 9, 1965	Wake Forest	H	W	107-91	Jan. 25, 1984	Wake Forest	H	W	100-63
Feb. 23, 1965	Virginia	H	W (2 OT)	105-101	Nov. 24, 1985	UCLA	H	W	107-70
Dec. 8, 1965	Richmond	H	W	127-76	Nov 26, 1985	Iona	H	W	110-67
Dec. 16, 1965	Florida State	H	W	115-80	Dec. 7, 1985	Rutgers	GBO	W	114-71
Dec. 31, 1965	West Virginia (2)	RAL	L	97-102	Dec. 27, 1985	Manhattan (12)	MIA	W	129-45
Feb. 3, 1966	Wake Forest	H	W	115-87	Dec. 28, 1985	Brown (12)	MIA	W	115-63
Feb. 7, 1966	South Carolina	H	W	104-70	Dec. 31, 1985	Florida State	CHAR	W	109-64
Dec. 27, 1966	Furman	GR	W	101-56	Nov. 29, 1986	Hawaii Loa (13)	A	W	118-80
Dec. 30, 1966	Ohio State	CHAR	W	105-82	Dec. 3, 1986	Stetson	H	W	100-64
Jan. 28, 1967	Virginia	H	W	103-76	Dec. 6, 1986	Miami (Fla.)	H	W	122-77
Feb. 25, 1967	Virginia Tech	H	W	110-78	Jan. 28, 1987	Clemson	A	W	108-99
Dec. 6, 1967	Kent	H	W	107-83	Feb. 18, 1987	East Tennessee State	H	W	118-65
Jan. 13, 1968	Clemson	A	W	115-83	Mar. 12, 1987	Pennsylvania (14)	CHAR	W	113-82
Feb. 6, 1968	Virginia	H	W	108-64	Mar. 14, 1987	Michigan (14)	CHAR	W	109-97
Dec. 3, 1968	Oregon	H	W	106-73	Dec. 30, 1987	Nevada	A	W	115-91
Dec. 9, 1968	Vanderbilt	CHAR	W	100-78	Mar. 19, 1988	Loyola Mrymt (15)	SLC	W	123-97
Dec. 30, 1968	Princeton (3)	NYC	W	103-76	Nov. 18, 1988	Chattanooga (16)	H	W	111-84
Jan. 14, 1969	Georgia Tech	A	W	101-70	Nov. 25, 1988	Indiana (16)	NYC	W	106-92
Feb. 1, 1969	Maryland	H	W	107-87	Dec. 19, 1988	UCLA	H	W	104-78
Feb. 8, 1969	Florida State	GBO	W	100-82	Dec. 22, 1988	Towson State	HER	W	102-74
Feb. 15, 1969	Clemson (1)	CHAR	W	107-81	Dec. 29, 1988	San Diego State	A	W	103-92
Feb. 22, 1969	The Citadel	H	W	106-59	Jan. 3, 1989	Pepperdine	A	W	102-80
Mar. 22, 1969	Drake (4)	LOU	L	84-104	Jan. 15, 1989	Virginia	A	L	83-106
Dec. 1, 1969	Florida Southern	H	W	112-47	Feb. 21, 1989	Nevada	H	W	109-86
Dec. 3, 1969	Mercer	H	W	100-52	Feb. 25, 1989	Clemson	H	W	100-86
Feb. 13, 1970	Clemson (1)	CHAR	W	110-66	Nov. 30, 1989	Alabama	A	L	93-101
Feb. 14, 1970	Georgia Tech (1)	CHAR	L	95-104	Dec. 27, 1989	Kentucky	LOU	W	121-110
Dec. 1, 1970	East Tennessee State	H	W	109-79	Dec. 30, 1989	Colorado (17)	DEN	W	106-101
Dec. 5, 1970	William & Mary	A	W	101-72	Feb. 1, 1990	Georgia Tech	A	L	75-102
Dec. 12, 1970	Creighton	CHAR	W	106-86	Nov. 27, 1990	Jacksonville	H	W	104-61
Dec. 22, 1970	Utah	A	L	86-105	Dec. 1, 1990	Iowa State (18)	CHAR	W	118-93
Jan. 2, 1971	Tulane	CHAR	W	101-79	Jan. 3, 1991	Cornell	A	W	108-64
Jan. 30, 1971	Maryland	H	W	105-79	Jan. 9, 1991	Maryland	H	W	105-73
Feb. 17, 1971	Maryland	A	W	100-76	Feb. 18, 1991	The Citadel	H	W	118-50
Dec. 2, 1971	Rice	H	W	127-69	Mar. 15, 1991	Northeastern (19)	SY	W	101-66
Jan. 8, 1972	Furman	H	W	118-66	Dec. 1, 1991	Cornell	H	W	109-66
Feb. 7, 1972	N.C. State	H	W	101-78	Dec. 7, 1991	Central Florida	H	W	101-72
Feb. 12, 1972	Georgia Tech (1)	CHAR	W	118-73	Jan. 9, 1992	Clemson	H	W	103-69
Mar. 25, 1972	Louisville (5)	LA	W	105-91	Feb. 27, 1992	Florida State	A	L	96-110
Nov. 25, 1972	St. Thomas (Fla.)	H	W	107-62	Dec. 1, 1992	Old Dominion	H	W	119-82
Dec. 5, 1972	Dartmouth	GBO	W	128-86	Dec. 4, 1992	South Carolina (18)	CHAR	W	108-67
Jan. 4, 1973	Furman	CHAR	W	100-67	Dec. 5, 1992	Texas (18)	CHAR	W	104-68
Feb. 9, 1973	Georgia Tech (1)	CHAR	W	107-72	Dec. 20, 1992	Butler	A	W	103-56
Feb. 21, 1973	Miami (Ohio)	H	L	92-102	Dec. 30, 1992	Hawaii	A	W	101-84
Dec. 8, 1973	Vermont	H	W	103-48	Jan. 7, 1993	N.C. State	A	W	100-67
Dec. 10, 1973	Kentucky	GBO	W	101-84	Jan. 9, 1993	Maryland	H	W	101-73
Dec. 28, 1973	St. Thomas (Fla.)	A	W	112-72	Feb. 6, 1993	N.C. State	H	W	104-58
Jan. 9, 1974	Clemson	A	W	102-90	Mar. 12, 1993	Maryland (20)	CHAR	W	102-66
Feb. 9, 1974	Georgia Tech (1)	CHAR	W	112-70	Mar. 20, 1993	Rhode Island (21)	W-S	W	112-67
Feb. 16, 1974	Florida State	GBO	W	104-85	Nov. 17, 1993	W. Kentucky (22)	H	W	101-87
Mar. 8, 1974	Maryland (6)	GBO	L	85-105	Dec. 20, 1993	Pittsburgh	A	W	106-93
Nov. 30, 1974	St. Thomas (Fla.)	H	W	101-74	Jan. 2, 1994	Marshall	H	W	116-62
Jan. 11, 1975	Howard	H	W	109-67	Jan. 15, 1994	Clemson	H	W	106-62
Jan. 29, 1975	Wake Forest	H	W	101-91	Jan. 24, 1994	Butler	H	W	104-64
Feb. 8, 1975	Georgia Tech (1)	CHAR	W	111-81	Dec.17, 1994	VMI	H	W	129-89
Mar. 6, 1975	Wake Forest (6)	GBO	W (OT)	101-100	Jan. 7, 1995	Maryland	H	W	100-90
Mar. 22, 1975	Boston College (7)	PROV	W	110-90	Jan. 25, 1995	Florida State	H	W	100-70
Nov. 29, 1975	Howard	H	W	115-75	Feb. 2, 1995	Duke	A	W (2 OT)	102-100
Dec. 20, 1975	East Tennessee State	A	W	104-67	Dec. 2, 1996	Bethune-Cookman	H	W	106-62
Feb. 14, 1976	Tulane	A	W (4OT)	113-106	Dec. 15, 1996	VMI	A	W	105-61
Dec. 20, 1976	Brigham Young	H	W	113-93	Nov. 27, 1997	UCLA (23)	AN	W	109-68
Dec. 27, 1976	Oral Roberts (8)	PORT	W	100-84					



Date	Opponent	Place	W-L	UNC-Oppt
Jan. 24, 1998	Florida State	H	W	103-55
Feb. 8, 1998	Georgia Tech	A	W (OT)	107-100
Dec. 4, 1999	UNLV (24)	CHAR	W	102-78
Dec. 27, 2001	NC A&T	H	W	104-66
Jan. 9, 2002	Maryland (4)	A	L	79-112
Dec. 7, 2003	George Mason	H	W	115-81
Dec. 20, 2003	Wake Forest (14)	H	L (3 OT)	114-119
Dec. 30, 2003	Coastal Carolina	H	W	105-72
Jan. 11, 2004	Georgia Tech (8)	H	W	103-88
Nov. 24, 2004	Iowa (25)	Maui	W	106-92
Dec. 12, 2004	Loyola (Md.)	H	W	109-60
Dec. 30, 2004	Cleveland State	H	W	107-64
Jan. 2, 2005	William and Mary	H	W	105-66
Jan. 8, 2005	Maryland	H	W	109-75
Jan. 29, 2005	Virginia	A	W	110-76
Nov. 22, 2005	Cleveland State	H	W	112-55
Nov. 14, 2006	Sacred Heart (26)	CHAR	W	103-81
Nov. 19, 2006	Gardner-Webb	H	W	103-50
Nov. 24, 2006	Tennessee (27)	NYC	W	101-87
Dec. 19, 2006	Florida Atlantic	H	W	105-52
Jan. 3, 2007	Penn	H	W	102-64
Jan. 31, 2007	Miami	H	W	105-64
Feb. 10, 2007	Wake Forest	H	W	104-67
Nov. 18, 2007	Iona	H	W	107-72
Nov. 20, 2007	South Carolina State	H	W	110-64
Dec. 4, 2007	Penn	A	W	106-71
Dec. 22, 2007	UC Santa Barbara	H	W	105-70
Dec. 27, 2007	Nevada	H	W	106-70
Feb. 10, 2008	Clemson	H	W (2 OT)	103-93
Mar. 21, 2008	Mt. St. Mary's (28)	RAL	W	113-74
Mar. 23, 2008	Arkansas (28)	RAL	W	108-77
Nov. 24, 2008	Chaminade (25)	Maui	W	115-70
Nov. 26, 2008	Notre Dame (25)	Maui	W	102-87
Nov. 30, 2008	UNC Asheville	H	W	116-48
Dec. 13, 2008	Oral Roberts	H	W	100-84
Jan. 7, 2009	College of Charleston	H	W	108-70
Feb. 3, 2009	Maryland	H	W	108-91
Feb. 11, 2009	Duke	A	W	101-87
Feb. 28, 2009	Georgia Tech	H	W	104-74
Mar. 19, 2009	Radford (29)	GBO	W	101-58
Dec. 12, 2009	Presbyterian	H	W	103-64
Dec. 19, 2009	Texas (30)	ARL	L	90-103
Nov. 18, 2010	Hofstra (31)	PR	W	107-63
Jan. 2, 2011	Saint Francis (Pa.)	H	W	103-54
Feb. 1, 2011	Boston College	A	W	106-74
Mar. 18, 2011	Long Island (32)	CHAR	W	102-87
Nov. 20, 2011	Mississippi Valley (33)	H	W	101-75
Nov. 22, 2011	Tennessee State (33)	H	W	102-69
Dec. 29, 2011	Elon	H	W	100-62
Jan. 1, 2012	Monmouth	H	W	102-65
Nov. 21, 2012	Chaminade (25)	Maui	W	112-70
Dec. 1, 2012	UAB	H	W	102-84
Feb. 22, 2014	Wake Forest	H	W	105-72
Nov. 16, 2014	Robert Morris	H	W	103-59
Dec. 7, 2014	East Carolina	H	W	108-64
Jan. 4, 2016	Florida State	A	W	106-90
March 25, 2016	Indiana (34)	PHI	W	101-86
Nov. 21, 2016	Chaminade (25)	MAUI	W	104-61
Nov. 22, 2016	Oklahoma State (25)	MAUI	W	107-75
Dec. 17, 2016	Kentucky (35)	LV	L	100-103
Dec. 28, 2016	Monmouth	H	W	102-74
Jan. 8, 2017	NC State	H	W	107-56
March 17, 2017	Texas Southern (36)	GRNVL	W	103-64
Nov. 23, 2017	Portland (37)	PORT-MC	W	102-78
Dec. 6, 2017	Western Carolina	H	W	104-61
Nov. 9, 2018	Elon	A	W	116-67
Nov. 16, 2018	Tennessee Tech	H	W	108-58
Nov. 19, 2018	Saint Francis	H	W	101-76
Dec. 15, 2018	Gonzaga	H	W	103-90
Jan. 21, 2019	Virginia Tech	H	W	103-82
Feb. 5, 2019	NC State	H	W	113-96

Carolina in 100-point games: 205-20

#### By Decades:

50s: 6-0; 60s: 27-7; 70s: 39-4; 80s: 35-3; 90s: 34-2; 00s: 35-2; 10s: 29-2

ACC Tournament: 3-1; NCAA Tournament: 13-1

Record when Roy Williams' UNC teams score 100: 63-2

Record when opponents score 100 vs. Roy Williams' teams: 0-3



**LUKE MAYE** scored 30 points in Carolina's 113-96 win over NC State on Feb. 5, 2019. The 113 points were the 205th time the Tar Heels hit the century mark and the most UNC ever scored against the Wolfpack.

#### Legend for 100-Point Games at Neutral Sites

- (1) North-South Doubleheader
- (2) Triangle Doubleheader, Reynolds Coliseum, Raleigh
- (3) ECAC Holiday Festival, Madison Square Garden, New York City
- (4) NCAA Final Four, Freedom Hall, Louisville, Ky.
- (5) NCAA Final Four, Sports Arena, Los Angeles
- (6) ACC Tournament, Greensboro Coliseum, Greensboro
- (7) NCAA East Regional, Providence Civic Center, Providence, R.I.
- (8) Far West Classic, Portland Memorial Coliseum, Portland, Ore.
- (9) Kodak Classic, Rochester War Memorial Coliseum, Rochester, N.Y.
- (10) Oil City Classic, Mabee Center, Tulsa, Okla.
- (11) Atlantic Coast Conference Tournament, The Omni, Atlanta
- (12) Orange Bowl Classic, James L. Knight Center, Miami
- (13) Hawaii Thanksgiving Festival
- (14) NCAA East Regional, Charlotte Coliseum, Charlotte
- (15) NCAA West Regional, Jon M. Huntsman Center, Salt Lake City
- (16) Dodge Pre-Season National Invitation Tournament
- (17) Mile High Classic, Freedom Hall, Louisville, Ky.
- (18) Diet Pepsi Tournament of Champions, Charlotte Coliseum, Charlotte
- (19) NCAA East Regional, Carrier Dome, Syracuse, N.Y.
- (20) ACC Tournament, Charlotte Coliseum, Charlotte
- (21) NCAA East Regional, Lawrence B. Joel Veterans Memorial Coliseum, Winston-Salem
- (22) Pre-Season National Invitation Tournament
- (23) Great Alaska Shootout, Sullivan Arena, Anchorage, Alaska
- (24) Food Lion MVP Classic, Charlotte
- (25) Maui Invitational, Lahaina Civic Center, Lahaina, Maui
- (26) Dick's Sporting Goods Preseason NIT, Charlotte Coliseum, Charlotte
- (27) Dick's Sporting Goods Preseason NIT, Madison Square Garden, New York City
- (28) NCAA East Regional, RBC Center, Raleigh
- (29) NCAA South Regional, Greensboro Coliseum, Greensboro
- (30) Dallas Cowboys Stadium, Arlington, Texas
- (31) Puerto Rico Tip-Off, San Juan, P.R.
- (32) NCAA East Regional, Time Warner Cable Arena, Charlotte
- (33) Las Vegas Invitational, Chapel Hill
- (34) NCAA East Regional, Wells Fargo Center, Philadelphia, Pa.
- (35) CBS Sports Classic, T-Mobile Arena, Las Vegas
- (36) NCAA South Regional, Bon Secours Wellness Arena, Greenville, S.C.
- (37) PK80, Moda Center, Portland, Ore.



# OVERTIME GAMES

Date	Opponent	Place	W/L	UNC	Oppt
Feb. 15, 1913	Wake Forest	A	L	21	22
Jan. 30, 1914	Guilford	A	W	23	22
Feb. 8, 1915	Virginia	RAL	L	29	30
Feb. 12, 1916	VMI	A	W	25	23
Jan. 8, 1920	Durham YMCA	A	L	30	34
Feb. 20, 1922	Virginia	A	L	29	31
Feb. 6, 1926	Navy	A	L (2 OT)	30	31
Feb. 8, 1926	Harvard	A	L (OT)	37	40
Feb. 9, 1929	Princeton	A	L	19	20
Feb. 10, 1931	Maryland	A	L	31	33
Feb. 8, 1932	Virginia	A	W	26	24
Feb. 25, 1933	South Carolina (1)	RAL	L (2 OT)	32	34
Jan. 24, 1936	Virginia	A	L	30	33
Feb. 6, 1936	Duke	H	L	34	36
Feb. 24, 1936	Clemson	A	W	35	34
Feb. 28, 1936	VMI	H	W	35	31
Jan. 9, 1937	Davidson	CHAR	L	33	35
Jan. 20, 1939	Maryland	A	L	32	34
Feb. 12, 1942	NC State	A	L	30	32
Feb. 21, 1942	Navy	A	L	39	42
Feb. 26, 1942	Duke	A	L	40	41
Dec. 9, 1944	Camp Butner	DURHAM	W	43	41
Jan. 9, 1946	Duke	H	L	46	51
March 23, 1946	^ Ohio State (2)	NYC	W	60	57
Feb. 1, 1947	NC State	H	L	46	48
Dec. 7, 1949	Lenoir-Rhyne	A	L (3 OT)	78	79
Dec. 28, 1949	Rhode Island (3)	RAL	L	60	65
Jan. 26, 1952	NC State	H	L	53	58
Feb. 18, 1952	Davidson	A	L	71	76
Feb. 3, 1953	Richmond	A	L (2 OT)	82	87
Jan. 14, 1956	Clemson	A	W (2 OT)	103	99
Dec. 15, 1956	South Carolina	A	W	90	86
Feb. 5, 1957	Maryland	A	W (2 OT)	65	61
March 22, 1957	^ Michigan State (4)	KC	W (3 OT)	74	70
March 23, 1957	^ Kansas (4)	KC	W (3 OT)	54	53
Feb. 25, 1961	Duke	H	W	69	66
Jan. 5, 1963	Notre Dame	A	W	76	68
Jan. 16, 1963	NC State	H	W	67	65
Dec. 3, 1963	Clemson	A	L (2 OT)	64	66
Jan. 18, 1964	Virginia Tech	H	L (2 OT)	88	90
Feb. 14, 1964	Clemson (5)	CHAR	L (2 OT)	90	97
Feb. 23, 1965	Virginia	H	W (2 OT)	105	101
March 17, 1967	^ Princeton (6)	CP	W	78	70
March 2, 1968	Duke	A	L (3 OT)	86	87
March 8, 1968	* South Carolina (7)	CHAR	W	82	79
Feb. 16, 1972	Maryland	A	L	77	79
March 8, 1973	* Wake Forest (8)	GB0	L	52	54
March 2, 1974	Duke	H	W	96	92
Jan. 3, 1975	Duke (9)	GB0	L	96	99
Jan. 18, 1975	NC State	A	L	85	88
March 6, 1975	* Wake Forest (8)	GB0	W	101	100
March 7, 1975	* Clemson (8)	GB0	W	76	71
Jan. 25, 1976	Maryland	H	W	95	93
Jan. 28, 1976	Wake Forest	A	W	88	85
Feb. 14, 1976	Tulane	A	W (4 OT)	113	106
Nov. 27, 1976	Wake Forest (9)	GB0	L	96	97
Jan. 4, 1978	Clemson	A	W	79	77
Jan. 6, 1979	Virginia	H	W (2 OT)	86	74
Feb. 3, 1979	Virginia Tech	CHAR	W	92	80
Feb. 14, 1980	Rutgers	NYC	W	73	70
March 9, 1980	^ Texas A&M (10)	DTX	L (2 OT)	61	78
Feb. 3, 1981	Virginia	H	L	79	80
Feb. 28, 1981	Duke	A	L	65	66
Dec. 28, 1981	Penn State (11)	SC	W	56	50
Nov. 20, 1982	St. John's (N.Y.) (12)	SPR	L	74	78
Nov. 30, 1982	Tulane	H	W (3 OT)	70	68
March 12, 1983	* NC State (13)	ATL	L	84	91
March 3, 1984	Duke	H	W (2 OT)	96	83
March 8, 1985	* Wake Forest (13)	ATL	W	72	61
Feb. 4, 1986	Georgia Tech	A	W	78	77
Feb. 20, 1986	Maryland	H	L	72	77
Dec. 30, 1986	SMU (14)	A	W	88	86
Feb. 8, 1987	Virginia	H	W	74	73
March 7, 1987	* Virginia (15)	MD	W (2 OT)	84	82
Nov. 21, 1987	Syracuse (12)	SPR	W	96	93
Jan. 6, 1988	Fordham	GB0	W	76	67
Feb. 11, 1988	NC State	H	W	75	73
March 9, 1990	* Virginia (7)	CHAR	L	85	92
Jan. 12, 1991	Virginia	A	W (2 OT)	89	86
March 28, 1993	^ Cincinnati (16)	ERNJ	W	75	68
Nov. 24, 1993	Massachusetts (17)	NYC	L	86	91
March 12, 1994	* Wake Forest (7)	CHAR	W	86	84

Date	Opponent	Place	W/L	UNC	Oppt
Feb. 2, 1995	Duke	A	W (2 OT)	102	100
March 11, 1995	* Maryland (8)	GB0	W	97	92
March 12, 1995	* Wake Forest (8)	GB0	L	80	82
Jan. 6, 1996	Maryland	A	W	88	86
Feb. 10, 1996	Georgia Tech	H	L	83	92
Dec. 27, 1997	Georgia	A	W	82	80
Jan. 14, 1998	Maryland	A	L	83	89
Feb. 8, 1998	Georgia Tech	A	W (2 OT)	107	100
March 7, 1998	* Maryland (8)	GB0	W	83	73
March 14, 1998	^ UNC Charlotte (18)	HTF	W	93	83
Dec. 12, 1998	UNC Charlotte	H	W	75	73
Feb. 23, 1999	Wake Forest	H	W	68	65
Feb. 3, 2000	Duke	H	L	86	90
March 1, 2000	Georgia Tech	H	W	74	72
Jan. 4, 2003	Miami	A	L	61	64
Feb. 25, 2003	NC State	H	L	67	75

## (Head Coach Roy Williams)

Dec. 20, 2003	Wake Forest	H	L (3 OT)	114	119
Jan. 22, 2004	Florida State	A	L	81	90
Feb. 5, 2004	Duke	H	L	81	83
Feb. 13, 2007	Virginia Tech	H	L	80	81
March 25, 2007	^ Georgetown (16)	ERNJ	L	84	96
Jan. 6, 2008	Clemson	A	W	90	88
Feb. 3, 2008	Florida State	A	W	84	73
Feb. 10, 2008	Clemson	H	W (2 OT)	103	93
Feb. 21, 2009	Maryland	A	L	85	88
Jan. 4, 2010	College of Charleston	A	L	79	82
March 30, 2010	~ Rhode Island (19)	NYC	W	68	67
March 12, 2011	* Clemson (8)	GB0	W	92	87
March 23, 2012	^ Ohio (20)	STL	W	73	65
Feb. 2, 2013	Virginia Tech	H	W	72	60
Dec. 21, 2013	Davidson	H	W	97	85
Feb. 26, 2014	NC State	A	W	85	84
Jan. 18, 2015	Duke	A	L	90	92
Jan. 31, 2015	Louisville	A	L	68	78
Jan. 3, 2017	Clemson	A	W	89	86
Jan. 27, 2018	NC State	H	L	91	95
Feb. 9, 2019	Miami	H	W	88	85
Jan. 11, 2020	Clemson	H	L	76	79
Jan. 22, 2020	Virginia Tech	A	L (2 OT)	77	79
Feb. 8, 2020	Duke	H	L	96	98

**4 OT:** Nov. 27, 1976– UNC 113, Tulane 106

**3 OT:** Dec. 7, 1949– Lenoir-Rhyne 79, UNC 78; March 22, 1957– UNC 74, Michigan State 70; March 23, 1957– UNC 54, Kansas 53; March 2, 1968– Duke 87, UNC 86; Nov. 30, 1982– UNC 70, Tulane 68; Dec. 20, 2003– Wake Forest 119, UNC 113

**2 OT:** 18 times (latest: Jan. 22, 2020– Virginia Tech 79, UNC 77)

**Carolina in Overtime:** 63-59 (Home: 18-16; Away: 22-28; Neutral: 23-15; Smith Center: 9-10; ACC Tournament: 9-4; NCAA Tournament: 5-3; NIT: 1-0)

**Coaching Records in Overtime:** (Frank McGuire: 6-1; Dean Smith: 32-19; Bill Guthridge: 7-2; Matt Doherty: 0-2; Roy Williams: 11-13)

- (1) Southern Conference Tournament, Reynolds Coliseum, Raleigh
- (2) NCAA East Regional, Madison Square Garden, New York City
- (3) Dixie Classic, Reynolds Coliseum, Raleigh
- (4) NCAA Final Four, Municipal Auditorium, Kansas City, Mo.
- (5) North-South Doubleheader, Charlotte Coliseum, Charlotte
- (6) NCAA East Regional, Cole Field House, College Park, Md.
- (7) ACC Tournament, Charlotte Coliseum, Charlotte
- (8) ACC Tournament, Greensboro Coliseum, Greensboro
- (9) Big Four Tournament, Greensboro Coliseum, Greensboro
- (10) NCAA Midwest Regional, NTSU Coliseum, Denton, Texas
- (11) Cable Car Classic, Toso Pavilion, Santa Clara, Calif.
- (12) Hall of Fame Tipoff Classic, Springfield Civic Center, Springfield, Mass.
- (13) ACC Tournament, The Omni, Atlanta
- (14) Dallas Morning News Classic, Dallas
- (15) ACC Tournament, Capital Centre, Landover, Md.
- (16) NCAA East Regional, Meadowlands, East Rutherford, N.J.
- (17) Pre-Season NIT, Madison Square Garden, New York City
- (18) NCAA East Regional, Hartford, Conn.
- (19) NIT, Madison Square Garden, New York City
- (20) NCAA Midwest Regional, Edward Jones Dome, St. Louis

\* ACC Tournament, ^ NCAA Tournament, ~ NIT



## FAMOUS COMEBACKS, BUZZER BEATERS

### 1957 Season

The Tar Heels had to pull out numerous close games to preserve their perfect 32-0 record and NCAA title. Win No. 17 was a 65-61 triumph over Maryland in double overtime. Tommy Kearns' free throws provided the winning margin in the 18th consecutive win, 75-73, over Duke. The Tar Heels beat Wake Forest for the fourth time in that one year in the ACC Tournament semifinals. Carolina trailed with less than a minute left, but squeaked out a 61-59 win.

Those close games were nothing compared to the drama that unfolded in the Final Four in Kansas City. The Tar Heels won back-to-back triple overtime games against Michigan State and Kansas to capture UNC's first NCAA championship. Pete Brennan's jumper against Michigan State was a key play that extended the game into the second overtime. Joe Quigg's two free throws with six seconds remaining in the third overtime gave Carolina a 54-53 win over Kansas and Wilt Chamberlain in the final. In 1999, Sports Illustrated selected the 1957 NCAA title game as its second-favorite game of all-time.

### UNC 87, Davidson 85

March 15, 1969

Charlie Scott almost single-handedly carried the Tar Heels to victory in the NCAA East Regional final in College Park, Md. Scott connected on 10 of 14 field goal attempts in the second half. Davidson had the ball with 1:05 remaining and the score tied, 85-85, but Gerald Tuttle drew a charge for the Tar Heels. Scott hit a 20-footer with three seconds left and Carolina advanced to its third consecutive Final Four.

### UNC 73, Duke 71

January 19, 1974

The Tar Heels defeated the Blue Devils on a last-second shot at Cameron Indoor Stadium. The Tar Heels rallied to tie the score and Duke had the ball at half-court with four seconds left. Bobby Jones stole the inbounds pass and hit an off-balance lay-up with one second left to give Carolina a 73-71 win.

### UNC 96, Duke 92 (OT)


March 2, 1974

In one of the most famous comebacks in college basketball, the Tar Heels rallied from eight points down with 17 seconds remaining against Duke to force overtime. Trailing 86-78, Bobby Jones made both ends of a one-and-one with just 17 seconds left. John Kuester cut the deficit to four with 13 seconds to play with a lay-up after Duke threw away the inbounds pass. The Blue Devils again lost the inbounds pass and Jones cut the deficit to two on a put-back off an Ed Stahl miss. Six seconds remained. The Tar Heels fouled Pete Kramer with four seconds left, and he missed the front end of the one-and-one. Stahl grabbed the rebound and called a timeout with three ticks left. Mitch Kupchak in-bounded the ball to Walter Davis, who launched a 25-foot shot as time expired. The shot banked off the glass to tie the score at 86-86. Carmichael Auditorium erupted and Carolina went on to win 96-92 in overtime.

### UNC 101, Wake Forest 100 (OT)

March 6, 1975

Carolina trailed Wake Forest, 90-82, with 50 seconds remaining in the ACC quarterfinals. Phil Ford hit a 20-footer with 43 ticks left and Mitch Kupchak followed a Deacon turnover with a driving layup with 34 seconds to play. Wake Forest's inbounds pass grazed the scoreboard, turning the ball back to Carolina. Walter Davis scored to make it 90-88 with 29 seconds left. The Deacons failed to convert two one-and-one opportunities before Brad Hoffman drove the baseline and nailed a 12-footer to tie the game with two seconds left. The Tar Heels pulled out the 101-100 win in overtime and went on to capture the ACC title two days later.



DUDLEY BRADLEY

### UNC 70, NC State 69 (photo above)

January 17, 1979

Carolina charged out to a 40-19 halftime lead and led by 17 with 10:30 to play, but the Wolfpack got hot. Kenny Matthews hit a jumper with 32 seconds left that gave State a 69-68 lead. Dudley Bradley missed a jumper for the Tar Heels and State grabbed the rebound with 16 seconds left. Reynolds Coliseum celebrated. But Bradley stole the ball from Clyde Austin at mid-court and drove in for the game-winning dunk and a 70-69 triumph.

### UNC 63, Georgetown 62

March 29, 1982

Michael Jordan hit a jumper from the left wing with 17 seconds to play to give Dean Smith his first national championship. Final Four MVP James Worthy had 28 points, but it was the freshman Jordan who took a pass from Jimmy Black and made the game-winning shot. Worthy stole an errant pass from Hoya forward Fred Brown in the final seconds to clinch the title.

### UNC 70, Tulane 68 (3 OT)

November 30, 1982


John Williams made two free throws with eight seconds to play to give Tulane a 53-51 edge. Michael Jordan was whistled for an offensive foul with four seconds remaining, and it appeared the Tar Heels would start a season with three successive losses for the first time since 1928-29. However, Jordan stole the inbounds pass and hit a 24-foot prayer at the buzzer to tie the game. Carolina prevailed, 70-68, in triple overtime.

### UNC 64, Virginia 63

February 10, 1983

Carolina trailed second-ranked Virginia by 16 points in the second half and was down 63-53 with 4:12 remaining. Jimmy Braddock hit a three-pointer and Matt Doherty and Sam Perkins each converted one-and-ones to close the gap to 63-60 with 2:54 remaining. Virginia held the ball and Perkins was forced to foul Ralph Sampson with 1:20 left. The All-America center missed the front end of his one-and-one. Brad-





dock missed a three-pointer, but Michael Jordan was there to put in the rebound. As Rick Carlisle dribbled up-court, Jordan stole the ball and slammed it home for a 64-63 Tar Heel lead. Carlisle missed a last-second shot and Jordan grabbed the rebound in front of a delirious Carmichael crowd.

#### **UNC 75, Maryland 74**

**January 9, 1985**

Lefty Driesell's Maryland Terrapins seemed poised to knock off Carolina at Carmichael Auditorium. The Terps led 72-69 with 23 seconds left and Keith Gatlin on the line for a one-and-one. The 83 percent foul shooter missed the front end and UNC's Kenny Smith sank a jump shot with 16 seconds left. Adrian Branch, a 78 percent free-throw shooter, also missed. Dave Popson provided the winning points with a high-arching jumper with nine seconds to play. Curtis Hunter's steal and free throws secured the win.

#### **UNC 60, Notre Dame 58**

**March 16, 1985**

In the second round of the NCAA Tournament, the higher-seeded Tar Heels had to play at Notre Dame. Tied at 58 with 1:38 left, the Irish held for the last shot. Irish point guard David Rivers lost control of the ball, enabling Curtis Hunter to scoop it up and make a lead pass to Kenny Smith. Smith slammed it home, then stole the inbounds pass to seal the win.

#### **UNC 96, Syracuse 93 (OT)**

**November 21, 1987**

Undermanned Carolina faced top-ranked Syracuse in the Hall of Fame Tip-Off Classic and the Orange led by 14 with 15:39 to play. Carolina stormed back and sent the game into overtime when freshman Pete Chilcutt hit a turnaround jumper at the horn to tie the game at 85.

#### **UNC 80, James Madison 79**

**November 24, 1989**

The Tar Heels trailed Lefty Driesell's Dukes, 79-70, with less than a minute to play in the Maui Classic. An offensive rebound basket by Rick Fox and a steal and three-pointer by Hubert Davis cut the deficit to four with 48 seconds to play. Pete Chilcutt hit a three to pull within one with 10 ticks remaining. The Tar Heels had one last chance after a JMU player stepped out of bounds and King Rice tossed an off-balance runner from the top of the key that banked in at the buzzer.

#### **UNC 79, Oklahoma 77**

**March 17, 1990**

The Tar Heels trailed No. 1 ranked Oklahoma, 74-73, with 55 seconds to play when Rick Fox nailed a three-pointer from 25 feet away. The Sooners answered with a conventional three-point play and led, 77-76, but King Rice was fouled with 10 seconds left. Rice hit the first shot, but missed the second. The rebound went out-of-bounds to Carolina with eight seconds to play. Fox hit a driving bank shot off the glass as time expired that gave the Tar Heels a 79-77 win and a 10th consecutive trip to the Sweet 16.

#### **UNC 80, Wake Forest 78**

**February 8, 1992**

Just three days after knocking off No. 1 Duke, Carolina rallied from 22 points behind to defeat Wake Forest, 80-78, on Brian Reese's jumper at the buzzer. The comeback was the largest in Tar Heel history. UNC trailed by 20 with 14:49 to play and by 11 with 6:17 to go before a 10-0 run cut the Deacs lead to 75-74. Pat Sullivan tied the game at 78 with a pair of free throws with 38 seconds left. Reese set up the final possession with a steal with 16 seconds to go. He drove the lane and missed, but grabbed his own rebound and launched a 12-footer at the buzzer for the win.

#### **UNC 82, Florida State 77 (photo left)**

**January 27, 1993**

The Seminoles jumped out to a 45-28 advantage at the half and later extended the lead to as many as 21 points. Carolina trailed 73-54 with less than nine minutes to play. The Tar Heels, keyed by a pair of three-pointers by Henrik Rodl, then ran off 15 straight points and Eric Montross hit a jump hook with 1:59 left to cut the FSU lead to 77-76. George Lynch stole a crosscourt pass by Charlie Ward and slammed the ball home to give Carolina a 78-77 lead. Clutch foul shooting by Donald Williams sealed the 82-77 victory. The Tar Heels outscored the Seminoles 28-4 over the last nine minutes.

#### **1993 NCAA Tournament**

The Tar Heels had to overcome double-digit deficits on three different occasions. Carolina trailed Arkansas, 25-14, more than 10 minutes into the first half of the East Regional semifinal. Sparked by George Lynch and Donald Williams, the Tar Heels went on a 14-3 run to tie the game at 28. Carolina fell behind 38-31 before knotting the score at 45 at halftime and eventually prevailing 80-74.

The Tar Heels trailed Cincinnati 29-14 in the regional final with less than seven minutes remaining in the first half. Nick Van Exel hit his sixth three-pointer of the half with 4:50 remaining to chalk up his 21st point and a 33-20 UC lead. Led by Derrick Phelps' defense, Carolina cut the deficit to one by halftime, held Van Exel to only two points in the final 20 minutes and pulled out a 75-68 overtime win.

The Tar Heels fell behind Michigan, 23-13, in the national championship game. Carolina went on a 12-2 run to tie the game, capped off by a three-pointer by Donald Williams. Carolina took a 42-36 halftime lead and went on to win the title, 77-71. Williams finished with 25 points and hit four free throws in the final minutes to secure the win.

#### **UNC 86, Wake Forest 84 (OT)**

**March 12, 1994**

The Tar Heels erased a five-point deficit in the final 1:15 of regulation to down the Demon Deacons, 86-84, in overtime in the ACC semifinals. Leading 81-78, Wake Forest chose to foul Derrick Phelps with 11.8 seconds left. Phelps made the first free throw and missed the second, but grabbed the rebound. He found Dante Calabria, whose baseline drive and basket with 3.8 ticks left tied the score at 81. Freshman Jerry Stackhouse took a pass from Phelps and hit a driving shot to win the game, 86-84. Carolina went on to win its 13th ACC title the next day with a 73-66 victory over Virginia.

#### **UNC 62, Wake Forest 61**

**January 28, 1995**

Winston-Salem was the stage for a battle between sophomore centers Rasheed Wallace and Tim Duncan. Duncan had 18 points, 17 rebounds and seven blocks, and Wallace countered with 17 points, 10 rebounds and three blocks. Carolina trailed Wake Forest 53-43 with 6:39 left. Strong inside play from Wallace and the three-point shooting of Jeff McInnis and Donald Williams brought UNC to within one at 61-60. Williams then hit a running one-hander from the right side of the lane with 5.5 seconds remaining for a 62-61 win.

#### **UNC 102, Duke 100 (2 OT)**

**February 2, 1995**

The Tar Heels jumped out to a 26-9 lead on a spectacular reverse dunk by Jerry Stackhouse over two Blue Devils. Duke pulled within five at halftime and led by as many as 12 in the second half. UNC battled back from a nine-point deficit with 6:18 remaining to force overtime. The Tar Heels led by nine, but Duke made three three-pointers, including a 30-footer from Jeff Capel at the buzzer, to knot the score at 95 and force a second overtime. Donald Williams hit a pair of 12-footers in the second OT and Jeff McInnis had a steal and lay-up with under a minute to play to give Carolina a 102-100 win. Stackhouse and Rasheed Wallace each had 25 points and Williams added 24 in one of the greatest college basketball games ever played.

#### **UNC 73, Duke 72 (photo right)**


**January 31, 1996**

The Blue Devils' lead was three when Ademola Okulaja grabbed an offensive rebound and scored to make it 69-68 with 1:55 to go. Steve Wojciechowski hit a three-pointer for a 72-68 Duke lead with 1:13 to play, but Shammond Williams countered with a three of his own 15 seconds later. Duke turned the ball over and the Tar Heels nearly returned the favor, but Williams forced a jump ball after a scramble. Possession favored UNC and Jeff McInnis drove into the lane and fed Serge Zwikker, whose shot was blocked by Greg Newton. Dante Calabria tipped the loose ball in for a 73-72 lead. Duke had one final chance to win, but Ricky Price's baseline jumper at the buzzer hit the front of the rim.

#### **UNC 59, NC State 56**

**January 15, 1997**

The Tar Heels began ACC play with three straight losses for the first time in history. Carolina led 36-28 at halftime, but did not score a field goal in the second half until the 8:09 mark and had just two baskets in the first 18 minutes of the second stanza. The Wolfpack led 56-47 with 2:00 to play, but the Tar Heels went on a 12-0 run to finish the game. Antawn Jamison began the rally by forcing a steal and Shammond Williams hit a lay-up to pull within seven. Williams hit a three-pointer and Jamison added a lay-up to pull within two points with 50 seconds to play. Trailing by one with 28 seconds left, Carolina fouled and State missed the front end of a one-and-one. The Tar Heels went ahead for good with 12 seconds to play as Ademola Okulaja fed Jamison on the low block for a lay-up. Vince Carter stole the inbounds pass after the go-ahead score to secure the win.



#### **UNC 45, NC State 44**

**February 12, 1997**

This was the lowest scoring output in a win during Dean Smith's 36 years as head coach. The Tar Heels trailed 28-19 at the half, but pulled within 42-41 with 7:25 to play. Neither team scored until a Damon Thornton basket with 2:03 left gave State a 44-41 advantage. Serge Zwikker scored for UNC to make it 44-43. With 12.3 seconds to play, Antawn Jamison forced a turnover and freshman point guard Ed Cota drove to the left baseline and lofted a floater which found the net with 4.5 seconds remaining. Vince Carter blocked State's last shot at the buzzer to clinch the victory.

#### **UNC 107, Ga. Tech 100 (2 OT)**

**February 8, 1998**

The Tar Heels let a seven-point lead slip away in the final minute of regulation, but Shammond Williams put on an awesome three-point shooting display as Carolina prevailed, 107-100, in double-overtime in Atlanta. Williams forced a second overtime with a pair of free throws with six seconds left in the first extra period. In the second OT, Williams scored 12 of his career-high 42 points, including two three-pointers.

#### **UNC 74, Tennessee 69**

**March 24, 2000**

Carolina was unranked for the first time in 10 years and entered the NCAA Tournament as the No. 8 seed. The Tar Heels trailed 10th-ranked Tennessee, 39-36, at halftime of the regional semifinal. The Vols led by two when UNC center Brendan Haywood fouled out with 8:03 left and led, 64-57, with 4:48 to play. But freshman Joseph Forte hit a three-pointer and Jason Capel had a steal and lay-up to make it 64-62 with 3:41 left. Ed Cota tied the game on a driving lay-up and followed with a jumper to give UNC the lead with 1:59 left. Forte, Julius Peppers and Cota each hit two free throws in the final 0:34 to cap a 15-3 Tar Heel run and a 74-69 win.



## **UNC 70, Wake Forest 69**

**January 6, 2001**

Brendan Haywood grabbed a loose ball in the lane and scored with 3.3 seconds to play to give the Tar Heels the win over No. 4-ranked and previously undefeated Wake Forest. Haywood finished with 24 points and 10 rebounds. His basket marked the fourth lead change in the final 1:22.

## **UNC 85, Duke 83**

**February 1, 2001**

Joseph Forte had 24 points, 16 rebounds (a UNC record for guards), six assists and three steals. The Tar Heels blistered the Cameron Indoor Stadium nets by shooting 51.5 percent from the floor. Carolina led by as many as 13 in the first half, but Duke took the lead midway through the second half. Ronald Curry scored six straight points in 48 seconds to give the Tar Heels a 63-59 lead. UNC later built a seven-point lead, but the Blue Devils tied the score with three seconds left. On the ensuing inbounds play, Shane Battier fouled Brendan Haywood and the UNC seven-footer hit both free throws with one second left for the win.

## **UNC 86, Connecticut 83**

**January 17, 2004**

Rashad McCants scored 27 points against the Huskies for the second straight year and for the second year in a row the Tar Heels upset Connecticut in the Smith Center. McCants scored the last 10 points of the game for Carolina, including a three-pointer with just over six seconds to play. The Huskies would go on to win the national championship. It was Roy Williams' first win as UNC's head coach over a No. 1 ranked team.

## **UNC 75, Duke 73**

**March 6, 2005**

Carolina trailed, 73-64, after Blue Devil forward Lee Melchionni hit a three with 3:03 to play. But the Tar Heels outscored Duke, 11-0, the rest of the way to clinch the regular-season ACC title. Trailing by two with less than 30 seconds to play, David Noel stripped Daniel Ewing of the ball and Raymond Felton grabbed the loose ball and called timeout. On the ensuing possession, Felton hit the first of two free throws, Marvin Williams rebounded his missed second free throw and scored the go-ahead basket with 17 seconds to play. Sean May led UNC with 26 points and 24 rebounds.

## **UNC 75, Illinois 70**

**April 4, 2005**

Final Four MVP Sean May led UNC with 26 points and 10 rebounds, while Raymond Felton's and Marvin Williams' late heroics gave Roy Williams his first NCAA title. Marvin Williams broke a 70-all tie with a tip-in basket with 1:27 to play. Leading 72-70, Felton, who earlier hit a three-pointer to break a 65-65 tie, stole an Illini pass with 31 seconds to play and hit three of four free throws to cap the win.

## **UNC vs. Clemson**

### **2007-08 Regular Season**

Carolina beat Clemson in a pair of close games during the 2007-08 regular season. In the first meeting on Jan. 6, 2008, in Clemson, Wayne Ellington hit a three-pointer with 0.4 seconds remaining in overtime to give UNC a 90-88 win. Ellington scored a career-high 36 points in the game, connecting on five three-pointers. The final shot by Ellington marked UNC's first late game-winner since David Noel rattled in a three-pointer with 1.8 seconds left on Nov. 19, 2005, to beat Gardner-Webb in the Smith Center and marked Carolina's first overtime win under head coach Roy Williams.

In the return matchup in Chapel Hill on Feb. 10, Tyler Hansbrough scored 13 of his 39 points in the two overtime periods as Carolina rallied from 15 points down to beat the Tigers, 103-93, in double overtime. The Tar Heels trailed by 11 points with 3:12 left to play in regulation before scoring nine straight points to cut the lead to 79-77. Quentin Thomas hit a driving layup to force the first overtime and UNC eventually won in the second extra stanza.



## **UNC 80, Florida State 77 (photo above)**

**Jan. 28, 2009**

Ty Lawson sank a game-winning three-pointer as time expired to beat Florida State, 80-77, in Tallahassee in a game in which UNC led by 11 at the half, but trailed by as many as five with less than seven minutes to play. Danny Green's steal and three-point play tied the game at 77 with 1:12 to play, then Tyler Hansbrough forced a turnover by Toney Douglas with 3.2 seconds remaining. Hansbrough inbounded the ball to Lawson, who raced from his own free throw line to just outside the top of the key before launching a floater that found the bottom of the net as the buzzer rang.

## **2011 ACC Tournament**

### **March 11 vs. Miami and March 12 vs. Clemson**

The Tar Heels trailed by 19 points against Miami in the quarterfinals but rallied for a 61-59 win on a buzzer-beating layup by Tyler Zeller after a drive and pass from freshman point guard Kendall Marshall. It was the largest comeback by UNC in ACC Tournament history. The Hurricanes led, 53-34, with 9:51 to play but Carolina scored 27 of the final 33 points.

The next day, fourth-seeded Clemson led the #1 seed Tar Heels, 38-28, at the half before UNC rallied again for a 92-87 win in overtime. The 10-point halftime deficit is the largest Carolina has ever overcome to win at the ACC Tournament. Harrison Barnes scored 40 points, including 14 in overtime, to tie the ACC freshman scoring record and set a record for freshman scoring in an ACC Tournament game.

## **UNC 85, NC State 84**

**February 26, 2014**

Marcus Paige scored 31 of his 35 points in the second half and overtime including a coast-to-coast game-winning layup with 0.9 seconds to play. Paige outdueled eventual ACC Player of the Year TJ Warren, who led the Pack with 36. UNC trailed by double digits in the first half and by six points both late in regulation and in extra time. Paige hit seven threes and J.P. Tokoto had 16 points and 10 rebounds.

## **UNC 75, Kentucky 73**

**March 26, 2017**

Luke Maye came off the bench to score a career-high 17 points and hit the game-winning jumper with 0.3 seconds left to beat Kentucky, 75-73, in the NCAA South Regional championship in Memphis. The Tar Heels avenged a 103-100 defeat to the Wildcats earlier in the season. The teams came into the game with a combined 244 NCAA Tournament wins, most ever by two teams in an NCAA Tournament game. All-America forward Justin Jackson led all scorers with 19 points and Kennedy Meeks grabbed a career-best 17 rebounds. Kentucky's Malik Monk tied the game with seven seconds to play on a three-pointer, but Meeks quickly got the ball inbounds to Theo Pinson, who raced upcourt and fed Maye. His 19-footer from the left wing sent UNC to its record 20th Final Four.





# MILESTONE WINS

(Head Coach)	Date	Opponent
Win #1 (Nat Cartmell)	1/27/1911	42-21 over Virginia Christian
Win #100 (Fred Boye)	3/7/1922	29-23 over at Duke
Win #200 (James Ashmore)	12/10/1927	45-14 over Salisbury YMCA
Win #300 (George Shepard)	1/29/1934	24-23 over Virginia in Charlottesville, Va.
Win #400 (Bill Lange)	12/30/1939	42-38 over Asheboro McCrary Eagles in Asheboro, N.C.
Win #500 (Ben Carnevale)	2/22/1945	55-28 over NC State in Southern Conference Tournament
Win #600 (Tom Scott)	1/18/1950	64-42 over South Carolina
Win #700 (Frank McGuire)	12/29/1956	63-55 over Wake Forest in Dixie Classic in Raleigh
Win #800 (Dean Smith)	1/13/1962	100-71 over Virginia in Greensboro
Win #900 (Dean Smith)	1/27/1968	82-54 over Georgia Tech in Charlotte
Win #1,000 (Dean Smith)	1/29/1972	92-72 over Maryland
Win #1,100 (Dean Smith)	2/6/1976	79-74 over Georgia Tech at Charlotte
Win #1,200 (Dean Smith)	2/14/1980	73-70 in overtime over Rutgers in New York City
Win #1,300 (Dean Smith)	12/29/1983	64-51 over St. John's in New York City
Win #1,400 (Dean Smith)	2/21/1987	96-80 over Clemson
Win #1,500 (Dean Smith)	2/7/1991	92-70 over NC State
Win #1,600 (Dean Smith)	11/29/1994	90-67 over Pittsburgh
Win #1,700 (Bill Guthridge)	2/11/1998	60-45 over Virginia
Win #1,800 (Matt Doherty)	1/18/2003	68-65 over Connecticut
Win #1,900 (Roy Williams)	1/20/2007	77-61 over Georgia Tech
Win #2,000 (Roy Williams)	3/2/2010	69-62 over Miami
Win #2,100 (Roy Williams)	12/31/2013	84-51 over UNC Wilmington
Win #2,200 (Roy Williams)	3/9/2017	78-53 over Miami in Brooklyn in the ACC Tournament
ACC win #1 (Frank McGuire)	12/12/1953	82-56 over South Carolina
ACC win #500 (Matt Doherty)	2/8/2003	61-60 over Florida State
ACC win #600 (Roy Williams)	1/31/2012	68-53 at Wake Forest
SoCon Tournament title #1 (Norman Shepard)	3/4/1924	26-18 over Alabama in Atlanta
ACC Tournament win #1 (Frank McGuire)	3/1/1956	81-77 over Virginia in Raleigh
ACC Tournament title #1 (Frank McGuire)	3/9/1957	95-75 over South Carolina in Raleigh
ACC Tournament title #18 (Roy Williams)	3/12/2016	61-57 over Virginia in Washington, D.C.
NCAA Tournament win #1 (Ben Carnevale)	3/21/1946	57-49 over NYU in New York City
NCAA Tournament win #100 (Roy Williams)	3/29/2009	72-60 over Oklahoma in Memphis, Tenn., in South Region final
First win in a Final Four (Frank McGuire)	3/22/1957	74-70 in triple OT over Michigan State in Kansas City, Mo. in national semifinal
1957 NCAA championship (Frank McGuire)	3/23/1957	54-53 in triple OT over Kansas in Kansas City, Mo.
1982 NCAA championship (Dean Smith)	3/29/1982	62-61 over Georgetown in New Orleans
1993 NCAA championship (Dean Smith)	4/5/1993	77-71 over Michigan in New Orleans
2005 NCAA championship (Roy Williams)	4/4/2005	75-70 over Illinois in St. Louis
2009 NCAA championship (Roy Williams)	4/6/2009	89-72 over Michigan State in Detroit
2017 NCAA championship (Roy Williams)	4/1/2017	71-65 over Gonzaga in Glendale, Ariz.
NIT championship (Dean Smith)	3/27/1971	84-66 over Georgia Tech in New York City
Dean Smith's first win	2/2/1961	80-46 over Virginia
Dean Smith's first win over a ranked team	12/7/1964	82-67 over Kentucky in Charlotte
Dean Smith's first NCAA regional final	3/18/1967	96-80 over Boston College in College Park, Md. (to go to first of 11 Final Fours)
Dean Smith's first ACC Tournament title	3/11/1967	82-73 over Duke in Greensboro
Dean Smith's 13th ACC Tournament title	3/9/1997	64-54 over NC State in Greensboro
Dean Smith's 877th win	3/15/1997	73-56 over Colorado in Winston-Salem (to break Adolph Rupp's record)
Dean Smith's 879th (final) win	3/23/1997	97-74 over Louisville in Syracuse, N.Y. (to go to 11th Final Four)
Bill Guthridge's first win	11/14/1997	84-56 over Middle Tennessee State
Bill Guthridge's ACC Tournament title	3/8/1998	83-68 over Duke in Greensboro
Bill Guthridge's first NCAA Regional title	3/21/1998	75-64 over Connecticut in Greensboro (to go to first of two Final Fours)
Roy Williams' first win	11/22/2003	90-64 over Old Dominion
Roy Williams' first ACC Tournament title	3/11/2007	89-80 over NC State in Tampa, Fla.
Roy Williams' 300th win at UNC	2/17/2014	81-75 at Florida State
Roy Williams' 800th win as a head coach	1/16/2017	85-68 over Syracuse
Roy Williams' 400th win at UNC	11/15/2017	93-81 over Bucknell
Roy Williams' 880th win as a head coach	1/25/2020	94-71 over Miami (passed Dean Smith for fourth place all-time)
First win in Carmichael Auditorium (Dean Smith)	12/4/1965	82-68 over William and Mary
Last win in Carmichael Auditorium (Roy Williams)	3/16/2010	80-72 over William and Mary in NIT first round
First win in the Smith Center (Dean Smith)	1/18/1986	95-92 over Duke
Win on U.S. aircraft carrier (Roy Williams)	11/11/2011	67-55 over Michigan State on USS Carl Vinson in San Diego
First win over No. 1 AP-ranked team (Frank McGuire)	1/14/1959	72-68 over NC State in Raleigh
14th win over No. 1 AP-ranked team (Roy Williams)	2/20/2019	88-72 over Duke in Durham (14 is the NCAA record for wins by a school vs. No.1)



# COACHING RECORDS

	Name	Years	W-L	Overall Pct.	ACC Regular Season	ACC R-S Pct.	ACC R-S Titles	ACC Tournament W-L (titles)	NCAA Tournament W-L (titles)	AP Top 10s (final poll)
1910-14	Nat Cartmell	4	25-24	.510						
1914-16	Charles Doak	2	18-16	.529						
1916-18	Howell Peacock	2	14-7	.667						
1918-19	Rennie Cuthbertson	1	9-7	.563	note: player-coach					
1919-21	Fred Boye	2	20-17	.541						
1921-23	No Coach	2	30-7	.811						
1923-24	Norman Shepard	1	26-0	1.000						
1924-25	Monk McDonald	1	20-5	.800						
1925-26	Harlan Sanborn	1	20-5	.800						
1926-31	James Ashmore	5	80-37	.684						
1931-35	George Shepard	4	69-16	.812						
1935-39	Walter Skidmore	4	65-25	.722						
1939-44	Bill Lange	5	85-41	.675					0-2	
1944-46	Ben Carnevale	2	52-11	.825					2-1	
1946-52	Tom Scott	6	100-65	.606						
1952-61	Frank McGuire	9	164-58	.739	84-25	.771	5	9-6 (1)	5-1 (1)	3
1961-97	Dean Smith	36	879-254	.776	364-136	.728	17	58-23 (13)	65-27 (2)	22
1997-2000	Bill Guthridge	3	80-28	.741	32-16	.667	0	5-2 (1)	8-3	1
2000-03	Matt Doherty	3	53-43	.552	23-25	.479	1	3-3	1-1	1
2003-	Roy Williams	17	467-152	.754	202-88	.697	9	27-14(3)	45-12 (3)	11
<b>Totals</b>		<b>109</b>	<b>2276-818</b>	<b>.736</b>	<b>705-290</b>	<b>.709</b>	<b>32</b>	<b>102-48 (18)</b>	<b>126-47 (6)</b>	<b>38</b>

## MOST SEASONS

36 – Dean Smith, 1961-97  
**17 – Roy Williams, 2003-active**  
 9 – Frank McGuire, 1952-61  
 6 – Tom Scott, 1946-52  
 5 – Bill Lange, 1939-44  
 5 – James Ashmore, 1926-31

## MOST GAMES

1133 – Dean Smith  
**619 – Roy Williams**  
 222 – Frank McGuire  
 165 – Tom Scott  
 136 – Bill Lange

## MOST WINS

879 – Dean Smith  
**467 – Roy Williams**  
 164 – Frank McGuire  
 100 – Tom Scott  
 85 – Bill Lange

## HIGHEST WINNING PERCENTAGE (min. 100 games)

.776 – Dean Smith (879-254)  
**.754 – Roy Williams (467-152)**  
 .741 – Bill Guthridge (80-28)  
 .739 – Frank McGuire (164-58)  
 .684 – James Ashmore (80-37)

## MOST ACC REGULAR-SEASON WINS

364 – Dean Smith  
**202 – Roy Williams**  
 84 – Frank McGuire  
 32 – Bill Guthridge  
 23 – Matt Doherty

## HIGHEST ACC WINNING PERCENTAGE

.771 – Frank McGuire (84-25)  
 .728 – Dean Smith (364-136)  
**.697 – Roy Williams (202-88)**  
 .667 – Bill Guthridge (32-16)  
 .479 – Matt Doherty (23-25)

## ACC REGULAR-SEASON TITLES

17 – Dean Smith (1967, 1968, 1969, 1971, 1972, 1976, 1977, 1978, 1979, 1982, 1983, 1984, 1985, 1987, 1988, 1993, 1995)  
**9 – Roy Williams (2005, 2007, 2008, 2009, 2011, 2012, 2016, 2017, 2019)**  
 5 – Frank McGuire (1956, 1957, 1959, 1960, 1961)  
 1 – Matt Doherty (2001)

## MOST ACC TOURNAMENT GAMES

81 – Dean Smith  
**41 – Roy Williams**  
 15 – Frank McGuire  
 7 – Bill Guthridge  
 6 – Matt Doherty

## MOST ACC TOURNAMENT WINS

58 – Dean Smith  
**27 – Roy Williams**  
 9 – Frank McGuire  
 5 – Bill Guthridge  
 3 – Matt Doherty

## ACC TOURNAMENT TITLES

13 – Dean Smith (1967, 1968, 1969, 1972, 1975, 1977, 1979, 1981, 1982, 1989, 1991, 1994, 1997)  
**3 – Roy Williams (2007, 2008, 2016)**  
 1 – Bill Guthridge (1998)  
 1 – Frank McGuire (1957)

## NCAA TOURNAMENT APPEARANCES

27 – Dean Smith (1967, 1968, 1969, 1972, 1975, 1976, 1977, 1978, 1979, 1980, 1981, 1982, 1983, 1984, 1985, 1986, 1987, 1988, 1989, 1990, 1991, 1992, 1993, 1994, 1995, 1996, 1997)  
**15 – Roy Williams (2004, 2005, 2006, 2007, 2008, 2009, 2011, 2012, 2013, 2014, 2015, 2016, 2017, 2018, 2019)**  
 3 – Bill Guthridge (1998, 1999, 2000)  
 2 – Frank McGuire (1957, 1959)  
 1 – Matt Doherty (2001)  
 1 – Ben Carnevale (1946)  
 1 – Bill Lange (1941)

## FINAL FOURS

11 – Dean Smith (1967, 1968, 1969, 1972, 1977, 1981, 1982, 1991, 1993, 1995, 1997)  
**5 – Roy Williams (2005, 2008, 2009, 2016, 2017)**  
 2 – Bill Guthridge (1998, 2000)  
 1 – Frank McGuire (1957)  
 1 – Ben Carnevale (1946)

## MOST NCAA TOURNAMENT GAMES

92 – Dean Smith  
**57 – Roy Williams**  
 11 – Bill Guthridge  
 6 – Frank McGuire  
 3 – Ben Carnevale

## MOST NCAA TOURNAMENT WINS

67 – Dean Smith  
**45 – Roy Williams**  
 8 – Bill Guthridge  
 5 – Frank McGuire  
 2 – Ben Carnevale

## NCAA TOURNAMENT TITLES

**3 – Roy Williams (2005, 2009, 2017)**  
 2 – Dean Smith (1982, 1993)  
 1 – Frank McGuire (1957)



#### **NIT APPEARANCES**

4 – Dean Smith (1970, 1971, 1973, 1974)  
**1 – Roy Williams (2010)**  
 1 – Matt Doherty (2003)

#### **NIT WINS**

7 – Dean Smith  
**4 – Roy Williams**  
 2 – Matt Doherty

#### **NIT TITLE**

1 – Dean Smith (1971)

#### **SEASONS WITH 30 OR MORE WINS**

**7 – Roy Williams (2005, 2007, 2008, 2009, 2012, 2016, 2017)**  
 3 – Dean Smith (1982, 1987, 1993)  
 1 – Bill Guthridge (1998)  
 1 – Frank McGuire (1957)  
 1 – Ben Carnevale (1946)

#### **SEASONS WITH 25 OR MORE WINS**

22 – Dean Smith (1967, 1968, 1969, 1971, 1972, 1973, 1976, 1977, 1981, 1982, 1983, 1984, 1985, 1986, 1987, 1988, 1989, 1991, 1993, 1994, 1995, 1997)  
**12 – Roy Williams (2005, 2007, 2008, 2009, 2011, 2012, 2013, 2015, 2016, 2017, 2018, 2019)**  
 1 – Matt Doherty (2001)  
 1 – Bill Guthridge (1998)  
 1 – Frank McGuire (1957)  
 1 – Ben Carnevale (1946)

#### **SEASONS WITH 20 OR MORE WINS**

30 – Dean Smith (1967, 1968, 1969, 1971, 1972, 1973, 1974, 1975, 1976, 1977, 1978, 1979, 1980, 1981, 1982, 1983, 1984, 1985, 1986, 1987, 1988, 1989, 1990, 1991, 1992, 1993, 1994, 1995, 1996, 1997)  
**15 – Roy Williams (2005, 2006, 2007, 2008, 2009, 2010, 2011, 2012, 2013, 2014, 2015, 2016, 2017, 2018, 2019)**  
 3 – Bill Guthridge (1998, 1999, 2000)  
 2 – Frank McGuire (1957, 1959)  
 2 – Tom Scott (1948, 1949)  
 2 – Ben Carnevale (1945, 1946)  
 1 – Matt Doherty (2001)  
 1 – Bill Lange (1940)  
 1 – Walter Skidmore (1936)  
 1 – George Shepard (1935)  
 1 – Harlan Sanborn (1926)  
 1 – Monk McDonald (1925)  
 1 – Norman Shepard (1924)

#### **MOST WINS IN A SEASON**

**36 – Roy Williams, 2007-08**  
**34 – Roy Williams, 2008-09**  
 34 – Bill Guthridge, 1997-98  
 34 – Dean Smith, 1992-93  
**33 – Roy Williams, 2016-17**  
**33 – Roy Williams, 2015-16**  
**33 – Roy Williams, 2004-05**

#### **MOST WINS IN A SEASON WITHOUT A LOSS**

32 – Frank McGuire, 1956-57

#### **MOST ACC WINS IN A SEASON**

**16 – Roy Williams, 2019**  
**14 – Roy Williams, 2017**  
**14 – Roy Williams, 2016**  
**14 – Roy Williams, 2012**  
**14 – Roy Williams, 2011**  
**14 – Roy Williams, 2008**  
**14 – Roy Williams, 2005**  
 14 – Dean Smith, 1993  
 14 – Dean Smith, 1987  
 14 – Dean Smith, 1984  
 14 – Frank McGuire, 1957

#### **MOST ACC WINS IN A SEASON WITHOUT A LOSS**

14 – Dean Smith, 1987  
 14 – Dean Smith, 1984  
 14 – Frank McGuire, 1957





## DEAN SMITH Head Coach 1961-97



When ESPN's award-winning SportsCentury program selected the greatest coaches of the 20th Century, it came as no surprise that Carolina basketball coach Dean Smith was among the top seven of all-time. Smith joined other legends Red Auerbach, Bear Bryant, George Halas, Vince Lombardi, John McGraw and John Wooden as the pre-eminent coaches in sports history.

Smith's tenure as Carolina's basketball coach from 1960-97 is a record of remarkable achievement and consistency. In 36 seasons at UNC, Smith's teams had a record of 879-254. His teams won more games than those of any other Division I men's basketball college coach in history, a record broken in 2007 by Bob Knight and surpassed again in 2011 by Mike Krzyzewski.

- Smith coached Carolina to the 1982 and 1993 NCAA championships and the 1971 NIT title.
- Under Smith, the Tar Heels won at least 20 games for 27 straight years and 30 of his final 31. No coach in history has ever produced that many consecutive 20-win seasons.
- Carolina was ranked in the final Top 10 of both the Associated Press and coaches' polls each year from 1981-89. That nine-year run is the second-longest streak of Top 10 finishes in history, exceeded only by UCLA's 13-year string from 1967 to 1979.
- The Tar Heels were ranked among the nation's final Top 15 teams in 28 of his last 31 seasons, missing only in 1970, 1990 and 1996, and were among the Top 10 on 23 occasions during that period. Smith's teams

finished the season ranked No. 1 in at least one of the two major polls four times (1982, 1984, 1993 and 1994).

- Smith's teams were also the dominant force in the ACC. The Tar Heels under Smith had a record of 364-136 in ACC regular-season play, a winning percentage of .728.
- The Tar Heels finished at least third in the ACC regular-season standings for 33 successive seasons. In that span, Carolina finished first 17 times, second 11 times and third five times.
- Smith's teams finished in the ACC upper division all but one time. That was in 1964, when Carolina was fifth and had its only losing record in ACC regular-season play under Smith at 6-8.
- Carolina won 13 ACC Tournaments under Smith.
- His teams played in 11 Final Fours, second in number only to Wooden, who reached 12.
- Smith's teams made 23 consecutive appearances in the NCAA Tournament.
- In his last 31 seasons, Smith led the Tar Heels into the NCAA Tournament 27 times.
- Carolina reached the Sweet 16 of NCAA play each season from 1981-93. That 13-year streak is the second-longest in Tournament history to a 14-year stretch by UCLA from 1967 to 1980.

The awards and accolades continue to be given to Smith, even after he stepped down as Carolina's head coach on October 9, 1997. Smith was named Sportsman of the Year by Sports Illustrated, Honorary Coach of the Year by the United States Olympic Committee, received the Arthur Ashe Award for Courage at the annual ESPY Awards, and was honored with special awards for contributions to basketball by the Atlanta Tipoff Club and New York Athletic Club. He was inducted into the FIBA Hall of Fame in 2007.

In 2006, he was named to the inaugural class of the National Collegiate Basketball Hall of Fame (along with James Naismith, John Wooden, Oscar Robertson and Bill Russell).

### YEAR-BY-YEAR WITH DEAN SMITH AT NORTH CAROLINA

Year	Overall W-L	Pct.	ACC W-L	ACC Regular Season Finish	ACC Tournament Finish	AP Ranking	Coaches' Poll Ranking	Post-Season Finish
1961-62	8-9	.471	7-7	Tied 4th	Quarterfinalist			
1962-63	15-6	.714	10-4	3rd	Semifinalist			
1963-64	12-12	.500	6-8	5th	Semifinalist			
1964-65	15-9	.625	10-4	Tied 2nd	Quarterfinalist			
1965-66	16-11	.593	8-6	Tied 3rd	Semifinalist			
1966-67	26-6	.813	12-2	1st	Champion	4th	3rd	NCAA 4th Place
1967-68	28-4	.875	12-2	1st	Champion	4th	4th	NCAA Finalist
1968-69	27-5	.844	12-2	1st	Champion	4th	2nd	NCAA 4th Place
1969-70	18-9	.667	9-5	Tied 2nd	Quarterfinalist			NIT Final 16
1970-71	26-6	.813	11-3	1st	Finalist	13th	13th	NIT Champion
1971-72	26-5	.839	9-3	1st	Champion	2nd	2nd	NCAA 3rd Place
1972-73	25-8	.758	8-4	2nd	Quarterfinalist	11th	12th	NIT 3rd Place
1973-74	22-6	.786	9-3	Tied 2nd	Semifinalist	12th	8th	NIT Final 16
1974-75	23-8	.742	8-4	Tied 2nd	Champion	9th	10th	NCAA Final 16
1975-76	25-4	.862	11-1	1st	Finalist	8th	6th	NCAA Final 32
1976-77	28-5	.848	9-3	1st	Champion	5th	3rd	NCAA Finalist
1977-78	23-8	.742	9-3	1st	Semifinalist	16th	10th	NCAA Final 32
1978-79	23-6	.793	9-3	Tied 1st	Champion	9th	3rd	NCAA Final 32
1979-80	21-8	.724	9-5	Tied 2nd	Semifinalist	15th	15th	NCAA Final 32
1980-81	29-8	.784	10-4	2nd	Champion	6th	6th	NCAA Finalist
1981-82	32-2	.941	12-2	Tied 1st	Champion	1st	1st	NCAA Champion
1982-83	28-8	.778	12-2	Tied 1st	Semifinalist	8th	8th	NCAA Final 8
1983-84	28-3	.903	14-0	1st	Semifinalist	1st	1st	NCAA Final 16
1984-85	27-9	.750	9-5	Tied 1st	Finalist	7th	7th	NCAA Final 8
1985-86	28-6	.824	10-4	3rd	Quarterfinalist	8th	8th	NCAA Final 16
1986-87	32-4	.889	14-0	1st	Finalist	2nd	3rd	NCAA Final 8
1987-88	27-7	.794	11-3	1st	Finalist	7th	8th	NCAA Final 8
1988-89	29-8	.784	9-5	Tied 2nd	Champion	5th	4th	NCAA Final 16
1989-90	21-13	.618	8-6	Tied 3rd	Quarterfinalist			NCAA Final 16
1990-91	29-6	.829	10-4	2nd	Champion	4th	4th	NCAA Final 4
1991-92	23-10	.697	9-7	3rd	Finalist	18th	12th	NCAA Final 16
1992-93	34-4	.895	14-2	1st	Finalist	4th	1st	NCAA Champion
1993-94	28-7	.800	11-5	2nd	Champion	1st	9th	NCAA Final 32
1994-95	28-6	.823	12-4	Tied 1st	Finalist	4th	3rd	NCAA Final 4
1995-96	21-11	.656	10-6	3rd	Quarterfinalist	25th	24th	NCAA Final 32
1996-97	28-7	.800	11-5	Tied 2nd	Champion	4th	4th	NCAA Final 4
<b>36 Years</b>	<b>879-254</b>	<b>.776</b>	<b>364-136</b> (.72.8)	<b>13 ACC titles</b>				<b>2 NCAA titles</b> <b>11 Final Fours</b>

Smith also became the first recipient of the Mentor Award for Lifetime Achievement, given by the University of North Carolina Committee on Teaching Awards for "a broader range of teaching beyond the classroom."

In 2013, Smith's wife, Linnea, accepted the Presidential Medal of Freedom from President Barack Obama on the coach's behalf. The medal is the nation's highest civilian honor, presented to those who have "made especially meritorious contributions to the security or national interests of the United States, to world peace, or to cultural or other significant public or private endeavors."

Smith was one of 16 Medal of Freedom recipients in 2013, along with President Bill Clinton, Chicago Cub Hall of Famer Ernie Banks, Washington Post editor Ben Bradlee, Senators Daniel Inouye and Richard Lugar, entertainers Loretta Lynn and Oprah Winfrey and astronaut Sally Ride.

Smith is recognized throughout the sports world for his character, his innovations to the game and his ability to have established Carolina's program as one of the greatest in college basketball. Smith's players consistently produce on the floor, in the classroom and in life.

When Smith broke Rupp's record in 1997, his coaching peers had this to say.

UCLA coach John Wooden: "What's more impressive to me about Dean than the record is how good he is as a teacher of basketball. I've always said he's a better teacher of basketball than anyone else. I couldn't begin to teach players the things Dean has taught them. I've admired him because there's more to him than just wins."

Indiana coach Bob Knight: "Let me say some things that he won't say. He's going to say an awful lot about teams and that's the way it should be. But let me put it in perspective. His being able to do that and do it at a single institution, do it through all the years without ever having a problem with any kind of recruiting violation or probation, is a very singular accomplishment in college basketball. I think it's a great achievement, indicative of a guy who really knows how to coach and has decided from day one that things are going to be done the absolute right way. He's not going to tell you, but just take my word for it. That's a great, great accomplishment for a coach."

Duke coach Mike Krzyzewski: "It's singularly such a tremendous accomplishment. Whatever is written about him in a positive sense he justly deserves. I know he'll give credit, as we all would, to the players who have played for him, but in this situation the praise for him should rise well above that for the players who played for him."

Carolina and Kansas head coach and Smith assistant Roy Williams: "He has a basketball program, he doesn't have a team. And when you have a program, you're concerned about the kids' entire lives, their entire existence ... and what they're going to do after they leave you and what kind of effect you can have on them as they mature."

Wake Forest coach Dave Odom: "What boggles the mind about him, at least to me, are the numbers of nights he's gone into the arena and been ready to compete on every single possession. I've not done it anywhere close to half as often and there are nights when it seems the season will never end. And yet, he's there, ready to go, always figuring out a way to beat you. Whenever I think about it, I shake my head in wonder."

Virginia coach Terry Holland: "He has been a target for all of us who coached in the ACC to shoot for. It is not always the most pleasant position to be in. The Carolina program was the measuring stick to everybody who came into the league. He has been willing to be the measuring stick. He helped create national exposure not only for North Carolina, but also for the other ACC teams as well and made us all improve our programs."

Perhaps his greatest form of praise on a worldwide level came when a group of his peers, including Hall of Fame coaches Henry Iba, Pete Newell and Auerbach, chose Smith to coach the U.S. Olympic basketball team in the 1976 Montreal Games. The Americans finished a controversial second to the Soviet Union at Munich in 1972. Smith was given the challenge of trying to develop a team to regain the Gold Medal against a group of improving international teams.

He named his long-time assistant, Bill Guthridge, and Georgetown's John Thompson, to be his assistants on the Olympic Team staff. Smith's teaching skills were put to one of their toughest tests.

## 36 Seasons 879-254

### EDUCATION

B.S., Education  
Kansas '53

Smith retired with more wins (879) than any other coach in NCAA Division I history

In 36 years, Smith coached Carolina to 11 Final Fours, two national titles and 13 ACC Tournament Championships.

More than 96 percent of Smith's lettermen graduated.

From 1981 to 1989, Carolina was ranked in the final Top 10 of both the Associated Press and coaches' poll each year.

Smith was named the second-best coach in college basketball history (behind John Wooden) by the NABC in 2000.

Smith was inducted into the Naismith Memorial Basketball Hall of Fame in Springfield, Mass., in 1983. He was also inducted into the North Carolina Hall of Fame in 1981. In 2006, he was named to the inaugural class of the National Collegiate Basketball Hall of Fame (along with James Naismith, John Wooden, Oscar Robertson and Bill Russell). He was inducted into the FIBA Hall of Fame in 2007.

Smith was voted ACC Coach of the Year eight times - in 1967, 1968, 1971, 1976, 1977, 1979, 1988 and 1993.



Smith molded a group of college all-stars into a cohesive unit during a few short weeks in that summer of 1976 and led them to the gold medal, sweeping through the Games undefeated and beating Yugoslavia in the championship game. Emphasizing a tough pressure defense and a fast-breaking, attacking style on offense, the Americans returned to the top of the international game.

Just as Smith used his talents to develop that 1976 all-star team into an Olympic champion, he has prepared a host of players for successful careers in the NBA.

"UNC is a plus-four school," Orlando Magic Vice President of Basketball Operations-Player Personnel John Gabriel said about Smith's teams, "meaning that if I rate a player as the 10th-best player in the NBA Draft, being a Tar Heel automatically jumps him to number six. The plus-four rating is based upon the success of former Tar Heels in the NBA."

The Miami Heat's Pat Riley, who coached former Tar Heel standout James Worthy to three world titles with the Los Angeles Lakers, is another believer in Smith's program.

"We always look for players from North Carolina," said Riley. "If we could draft players every year from North Carolina, we'd do it. You know they know how to play. The players are so full of character like James and Michael Jordan. I have a lot of respect for Coach Smith. I'm the beneficiary of a man who has taught all these guys how to play the game. When they come to the pros, they're refined. They're ready to step right in."

During his last 31 seasons, since Smith's Tar Heels won their first ACC title in 1967, the Tar Heels had a record of 813-207, winning 79.7 percent of their games.

In 23 of those 31 seasons, Carolina won either the ACC regular-season, tournament or both. Most schools are happy just to win 20 games in a season. At Carolina, it became a habit. No school in the country won more total games in that 31-year period than Carolina. UCLA was second with 751. The Tar Heels also had the most wins over his last 20 seasons with 539, and over his last 10 years with 268.

For Smith and his players, the word "class" applied to the team's exemplary sportsmanship on the court, to its excellent academic performance and to Smith's belief that basketball involves many complexities that must be learned over the course of time — that coaching and playing the game is a classroom situation in its own right.

Smith's teams have won championships at every level. There were NCAA titles in 1982 and 1993 and the NIT in 1971. His gold medal-winning team at the 1976 Summer Olympic Games makes Smith one of only three men in history to coach teams to an NCAA title, NIT championship and Olympic



victory. The others are Pete Newell and Knight.

Smith's coaching skills and dedication to playing with class are the reasons he was inducted into the Naismith Memorial Basketball Hall of Fame in Springfield, Mass., in 1983. He was also inducted into the North Carolina Sports Hall of Fame in 1981.

A key to Smith's success was his ability to change Carolina's style to fit his personnel. He favored an offense which used the fast break whenever possible and featured a quick passing attack. But, he was also comfortable in a more disciplined style of play. He liked to play multiple defenses to confuse opponents. However, his preference was a pressure, man-to-man to speed up the action.

The fast-breaking attack, great teamwork in a set offense and steals produced by the defense resulted in a number of easy baskets. Along with good shot selection, those things have helped Carolina annually rank among the best shooting teams in the nation. Carolina failed to hit at least 50 percent from the field just four times in his last 27 years. Even in those four seasons, Carolina topped the ACC in field goal shooting each year.

Among Smith's many innovations were the Four Corners offense, crediting the passer, the run-and-jump defense, the scramble defense out of man-to-man pressure, the point zone, team huddles at the foul line, double-teaming the screen-and-roll, the freelance passing game and multiple screens against zone defenses.

Born February 28, 1931, in Emporia, Kan., Dean Edwards Smith grew up as the son of public school teachers. He graduated from Topeka High School in 1949 and went to the University of Kansas on an academic scholarship. He played varsity basketball and baseball and freshman football for the Jayhawks. He was a member of Jayhawk basketball teams that won the NCAA title in 1952 and finished second in 1953.

Smith was an assistant coach at Kansas to Phog Allen and Dick Harp, then served in the U.S. Air Force as a lieutenant. While in the service, he played and coached basketball in Germany. Smith served for three years as an assistant basketball coach under Bob Spear, recognized by his peers as one of the outstanding coaches in the history of the game, and one year each as head baseball and head golf coach at the United States Air Force Academy. In 1958, the late Frank McGuire asked him to join his staff at Carolina as an assistant coach. Smith served as an assistant under McGuire for three years before McGuire resigned to become head coach of the NBA's Philadelphia Warriors in the summer of 1961. At that time, Carolina Chancellor William Aycock tapped the 30-year-old Smith to become UNC's head coach.

Smith shared his knowledge of the game with a talented group of assistants. Many of his assistants went on to head coaching jobs, including Larry Brown, Roy Williams, John Lotz, Kenny Rosemond, Eddie Fogler, Randy Wiel and Bill Guthridge.

Smith's talents do not lie solely in tutoring quality college coaches, as is evidenced by the number of outstanding players who have gone on to professional careers after their days in Chapel Hill. In Smith's 36-year tenure, more than 50 of his players went on to play pro basketball in the NBA or ABA and more played in other professional leagues both in the U.S. and overseas.

Six of Smith's players won rookie of the year awards in either the NBA or ABA, including Charlie Scott, Robert McAdoo, Walter Davis, Phil Ford, Michael Jordan and Vince Carter.

ACC REGULAR-SEASON TITLES WON BY COACH		
Name, School(s)	Titles	Years in ACC
Dean Smith (North Carolina)	17	36
Mike Krzyzewski (Duke)	12	40
Roy Williams (North Carolina)	9	17
Frank McGuire (UNC, South Carolina)	6	15
Vic Bubas (Duke)	4	10

ACC TOURNAMENT TITLES WON BY COACH		
Name, School	Titles	Years in ACC
Mike Krzyzewski (Duke)	15	40
Dean Smith (North Carolina)	13	36
Vic Bubas (Duke)	4	10
Everett Case (NC State)	4	11

"Coach taught me the game, when to apply speed, how to use your quickness, when to use that first step, or how to apply certain skills in certain situations," says Jordan. "Dean Smith gave me the knowledge to score 37 points a game and that's something people don't understand."

Smith coached players who went on to become doctors, lawyers and businessmen. Better than 95 percent of his lettermen earned their degrees.

NBA head coach and former UNC guard George Karl: "I don't think any of the lettermen can really express the family atmosphere that he's built, the tradition that he's built of loyalty and camaraderie. It's a fraternity that's very much admired by basketball people in the world."

Tar Heel guard and Hall of Famer Michael Jordan: "The camaraderie that he has with his players goes a long way. He's taught a lot of us similar traits and we've accepted that and we've moved on as players and people. That's something we treasure more so than maybe our basketball experience — the things that we learned away from the game."

"He's like a second father to me. When I first left school I was unsure, nervous, scared, going into a situation I wasn't really comfortable with and I didn't know if I was ready for it. He calmed me down with a fatherly attitude, taking me under his wing and teaching me a lot of things about being an adult."

Phil Ford, played for and coached with Smith: "My first impression of Coach Smith was honesty. He didn't promise me playing time. In fact, he told me I might have to play on the junior varsity my first year. That kind of set me back. But my mom really liked that because she said, 'Phil, if he's not out here promising you that you will start, that means you go there and work hard and do the best that you can do, then he won't be out promising your job to another high school player.' And if you think about it, that made a lot of sense."


Hall of Famer Larry Brown played for Smith and served as an assistant under Smith: "Nobody's done it better over a longer period of time than he has. He won in the '60s, '70s, '80s and '90s and if you look at his teams, they've always been innovative, he hasn't been lost or left behind. He's always stayed ahead. He's kept young. He's learned to deal with all kinds of athletes and the changes we've all faced."

Smith retired as the winningest coach in the history of the NCAA Tournament with 65 victories (currently third). In 36 ACC Tournaments, he had a coaching record of 58-23, a winning percentage of .716, and was the first to win 13 titles.

Smith, who played for the legendary Phog Allen at Kansas in the early 1950s, and Knight are the only two men to both play on and coach an NCAA championship team. Smith was a member of the Jayhawk squad that won college basketball's top prize in 1952. He then coached the Tar Heels to national titles in 1982 and 1993.

After taking Carolina to the NCAA championship game in 1977, Smith was named National Coach of the Year by the NABC. He received similar honors from the U.S. Basketball Writers Association and Basketball Weekly in 1979 and from Medalist in 1982. He was named the Naismith National Coach of the Year in 1993 after leading the Tar Heels to the national crown.

In 1993, the Atlantic Coast Sportswriters Association named Smith the ACC Coach of the Year, an honor he received on seven previous occasions as well—1967, 1968, 1971, 1976, 1977, 1979 and 1988.








## **FRANK MCGUIRE: Head Coach 1952-61**

## **BILL GUTHRIDGE: Head Coach 1997-2000**



**Frank McGuire** came to Chapel Hill prior to the 1952-53 season after five seasons at St. John's. His 1952 team had reached the NCAA championship game before losing to Kansas.

His nine-year record was 164-58. Carolina finished first or tied for first place in the Atlantic Coast Conference standings five times in this period.

With his many contacts among New York high school coaches, he developed a pipeline of top talent for Carolina. This "underground railroad" brought players like Lennie Rosenbluth, Tommy Kearns, Pete Brennan, Joe Quigg and Bob Cunningham to Chapel Hill. They were the starters on McGuire's greatest

team — the 1957 squad that went 32-0 and swept the NCAA title.

McGuire also brought New York-area stars like York Larese, Doug Moe, Donnie Walsh, Larry Brown and Billy Cunningham to Carolina.

The highlight of McGuire's Tar Heel career was the 1957 season. Rosenbluth was one of the national scoring leaders, averaging 28.0 points a game. Of Carolina's 32 victories, 13 were by 10 points or less.

The 1957 Final Four in Kansas City is regarded as one of the most exciting ever played. Carolina topped Michigan State, 74-40, in a triple-overtime semifinal game. The next game the Tar Heels had to go three overtimes again before outlasting Kansas, featuring Wilt Chamberlain, 54-53.

McGuire hired Dean Smith to be his top assistant prior to the 1958-59 season. Smith replaced McGuire when he moved to the NBA in 1961.

As coach of the Philadelphia Warriors, he led his team to a 49-31 record. The Warriors—with Hall of Famers Paul Arizin, Tom Gola and Chamberlain—lost to the Boston Celtics in the Eastern Conference finals.

McGuire returned to the college ranks for the 1964-65 season at South Carolina. He compiled a 283-142 record in 16 seasons with the Gamecocks. That gave him a career record of 549-236 in 30 years. He led South Carolina to its only ACC regular-season title in 1970 and only ACC Tournament championship in 1971.

McGuire, a member of the Naismith Hall of Fame, was the first coach in history to win 100 games at three schools and also to take two schools to the NCAA championship game. He remains the only man in history to win ACC titles at two schools.

He was named national coach of the year three times—in 1952 at St. John's, 1957 at Carolina and 1970 at South Carolina.

**Bill Guthridge** led the Tar Heels to two Final Fours in three years as head coach and was consensus National Coach of the Year in 1998. He won more games than any college head coach in history after two seasons and tied Everett Case for most coaching victories after three years. He played or coached in 14 Final Fours, more than any person in NCAA history. That includes two as a head coach at Carolina, 10 as a Tar Heel assistant coach, and one each as a player and assistant coach at his alma mater, Kansas State.

Guthridge was Dean Smith's assistant for 30 years. He joined the UNC staff in 1967 after five years as assistant to Tex Winter at Kansas State. In his 33 seasons at Carolina, the Tar Heels won two NCAA championships (1982 and 1993), played in 12 Final Fours, won the ACC Tournament championship 13 times and played in the ACC Tournament championship game a total of 22 times. The Tar Heels finished first or tied for first in the ACC regular season 16 times, finished second or tied for second in the ACC regular season 11 times, and finished third or tied for third in the ACC regular season six times.


He was a part of 867 wins in 33 seasons at Carolina and 960 college coaching victories overall, including 93 wins on the staff at Kansas State. He was on the sidelines for a record 73 NCAA Tournament victories, including 71 at Carolina and two at Kansas State.

The Parsons, Kan., native posted an 80-28 record in three seasons as Carolina's head coach. Guthridge led the 1998 and 2000 UNC teams to the Final Four. He joined Ohio State's Fred Taylor as just the second man in history to lead teams to two Final Fours in his first three seasons as a head coach. He was named National Coach of the Year in 1997-98 by the National Association of Basketball Coaches, the Atlanta Tipoff Club (Naismith Award), CBS/Chevrolet, the Columbus (Ohio) Touchdown Club and The Sporting News. That year, UNC went 34-4 and Guthridge set the NCAA record for wins by a first-year head coach with 34. He directed UNC to the 1998 Atlantic Coast Conference Tournament championship and was named the ACC Coach of the Year.

He coached 1997-98 National Player of the Year Antawn Jamison and 1998-99 NBA Rookie of the Year Vince Carter, both of whom entered the NBA Draft after their junior seasons. In his tenure at UNC, he coached five National Players of the Year, six ACC Players of the Year, five ACC Rookies of the Year and 28 first-team All-ACC players. He also coached 66 players who were selected in the NBA and/or ABA Drafts.

Guthridge was an assistant coach along with Hall of Famer John Thompson under Dean Smith in 1976 when the United States won the Olympic gold medal in Montreal.

He was inducted into the North Carolina Sports Hall of Fame in 2013.





## ASSISTANT COACHES, STAFF

### COACH/STAFF

Azar, John  
 Bell, Mickey  
 Brown, Larry  
 Carnevale, Ben  
 Cason, David  
**Davis, Hubert**  
 Devin, Billy  
 Duckett, Rick  
 Fogler, Eddie  
 Ford, Phil  
**Frederick, Brad**  
 Freeman, Buck  
 Grimaldi, Vince  
 Guthridge, Bill  
 Haase, Jerod  
 Hanners, Dave  
 Harp, Dick  
 Hite, Ray  
 Holladay, Joe  
**Hoots, Eric**  
 Huband, Kim  
 Lotz, John  
 MacKinnon, Bob  
**Marshall, Kendall**  
**May, Sean**  
 McGrath, C.B.  
 Mullis, Pete  
 O'Donnell, John  
 Quattlebaum, Fred  
 Quigg, Joe  
 Rainey, Richard  
**Robinson, Steve**  
 Rosemond, Ken  
 Shaffer, Charlie  
 Shepard, G.E. "Bo"  
 Skidmore, Walter  
 Smith, Dean  
 Sullivan, Pat  
 Truax, Terry  
 Vanstory, Bill  
 Walsh, Donnie  
 Wiel, Randy  
 Williams, Roy  
 Wojcik, Doug  
 Woodard, Bill

### SEASONS AT CAROLINA

1984-85  
 1975-76  
 1965-67  
 1943-44  
 2000-03  
**2012 to present**  
 1927-28  
 1979-80  
 1971-86  
 1988-00  
**2013 to present**  
 1952-58  
 1956-57  
 1967-97  
 2003-12  
 1976-78, 1989-2000  
 1986-89  
 1974-75  
 2003 to 2013  
**2004 to present**  
 1973-74  
 1965-72  
 2000-03  
**2018 to present**  
**2015 to present**  
 2003 to 2017  
 1939-52  
 1975-76  
 2000-03  
 1958-59  
 1984-85  
**2003 to present**  
 1957-58, 1959-64  
 1964-67  
 1930-31, 1936-38  
 1934-35  
 1958-61  
 1995-2000  
 1970-71  
 1928-30  
 1962-65  
 1985-93  
 1978-88  
 2000-03  
 1980-81

*This list of Carolina's all-time assistant coaches and staff was compiled from available records.*

*includes full-time assistants, directors of operations, administrative assistants, graduate assistants, freshman and junior varsity coaches.*



2017 national championship coaches and basketball staff: Jonas Sahratian, Eric Hoots, Steve Robinson, Sean May, Roy Williams, Hubert Davis, C.B. McGrath, Brad Frederick and Doug Halverson.



Head Coach DEAN SMITH (center) with assistant coaches BILL GUTHRIDGE (left) and JOHN LOTZ.



# NCAA TOURNAMENT HISTORY

## NCAA CHAMPIONSHIPS

UCLA (1964-65-67-68-69-70-71-72-73-75-95)	11
Kentucky (1948-49-51-58-78-96-98-2012)	8
<b>North Carolina (1957-82-93-2005-09-17)</b>	<b>6</b>
Indiana (1940-53-76-81-87)	5
Duke (1991-92-2001-10-15)	5
Connecticut (1999-2004-11-14)	4
Kansas (1952-88-2008)	3
Louisville (1980-86-2013)	3
Villanova (1985-2016-18)	3
Cincinnati (1961-62)	2
Florida (2006-07)	2
Michigan State (1979-2000)	2
Oklahoma State (1945-46)	2
NC State (1974-83)	2
San Francisco (1955-56)	2

## FINAL FOURS

<b>North Carolina</b>	<b>20</b>
Kentucky	17
UCLA	17
Duke	16
Kansas	14

## APPEARANCES

<b>Team</b>	<b>No.</b>
Kentucky	58
<b>North Carolina</b>	<b>50</b>
Kansas	48
UCLA	47
Duke	43

## TOURNAMENT GAMES

<b>Team</b>	<b>No.</b>
Kentucky	177
<b>North Carolina</b>	<b>173</b>
Kansas	155
Duke	152
UCLA	141

## TOURNAMENT WINS

<b>Team</b>	<b>No.</b>
Kentucky	129
<b>North Carolina</b>	<b>126</b>
Duke	114
Kansas	108
UCLA	101

## TOURNAMENT WIN PERCENTAGE

<b>Team</b>	<b>No.</b>
Duke (114-38)	.750
<b>North Carolina (126-47)</b>	<b>.728</b>
UCLA (101-40)	.716
Kentucky (129-52)	.713
Florida (44-18)	.710

## CAROLINA VS. OPPONENTS IN NCAA TOURNAMENT

Opponent	Record	Last Time	Opponent	Record	Last Time
Air Force	1-0	2004	Missouri	1-0	2000
Alabama-Birmingham	1-0	1986	Mount St. Mary's	1-0	2008
Alabama	2-1	1992	Murray State	2-0	2006
Arizona	0-2	1997			
Arkansas	4-2	2017	Navy	1-1	1998
Auburn	1-1	2019	New Mexico State	1-0	1975
			New Orleans	1-0	1996
Boston College	2-1	1994	New York	1-0	1946
Butler	1-0	2017	North Texas	1-0	1988
			Northeastern	1-0	1991
California	1-0	1997	Notre Dame	4-0	2016
Canisius	1-0	1957			
Charlotte	1-0	1998	Oakland	1-0	2005
Cincinnati	1-0	1993	Ohio	1-0	2012
Colorado	1-0	1997	Ohio State	3-1	1992
Connecticut	1-0	1998	Oklahoma	2-0	2009
Creighton	1-0	2012	Oklahoma A&M	0-1	1946
			Oregon	1-0	2017
Dartmouth	0-1	1941			
Davidson	2-0	1969	Pennsylvania	2-1	1987
Dayton	0-1	1967	Penn State	0-1	2001
Drake	0-1	1969	Pittsburgh	1-1	1981
Dusquene	1-0	1969	Princeton	2-0	2001
			Providence	2-0	2016
East Carolina	1-0	1993	Purdue	1-1	1977
Eastern Kentucky	1-0	2007			
Eastern Michigan	1-0	1991	Radford	1-0	2009
			Rhode Island	1-0	1993
Fairfield	1-0	1997	San Francisco	0-1	1978
Florida	0-1	2000	South Carolina	1-0	1972
Florida Gulf Coast	1-0	2016	Southern	1-0	1989
Florida State	0-1	1972	St. Bonaventure	1-0	1968
			SW Missouri St.	1-0	1990
George Mason	0-1	2006	Stanford	1-0	2000
Georgetown	2-1	2007	Syracuse	2-2	2016
Georgia	0-1	1983			
Gonzaga	2-0	2017	Temple	2-0	1991
			Tennessee	1-0	2000
Harvard	1-0	2015	Texas	0-1	2004
Houston	1-1	1992	Texas A&M	0-2	2018
			Texas Southern	1-0	2017
Illinois	1-0	2005	Texas Tech	0-1	1996
Indiana	1-2	2016	Tulsa	1-0	2000
Iona	1-0	2019			
Iowa State	2-1	2014	UCLA	1-1	1989
			UNLV	1-0	1977
James Madison	2-0	1983	USC	1-0	2007
			Utah	2-1	1998
Kansas	2-4	2013			
Kansas State	1-0	1981	Vermont	1-0	2012
Kentucky	3-1	2017	Villanova	5-2	2016
			Virginia	1-0	1981
Liberty	1-0	1994			
Lipscomb	1-0	2018	Washington	2-0	2019
Long Island	1-0	2011	Washington State	1-0	2008
LSU	1-0	2009	Weber State	0-1	1999
Louisville	3-1	2008	Wisconsin	2-0	2015
Loyola Marymount	1-0	1988			
			Yale	1-0	1957
Marquette	1-1	2011	<b>Total</b>	<b>126-47</b>	
Miami (Ohio)	1-0	1992		<b>(.728)</b>	
Michigan	3-1	1993			
Michigan State	5-0	2009			
Middle Tennessee St	1-0	1985			





# NCAA TOURNAMENT HISTORY

## NCAA Tournaments (50)

1941, 1946, 1957, 1959, 1967, 1968, 1969, 1972, 1975, 1976, 1977, 1978, 1979, 1980, 1981, 1982, 1983, 1984, 1985, 1986, 1987, 1988, 1989, 1990, 1991, 1992, 1993, 1994, 1995, 1996, 1997, 1998, 1999, 2000, 2001, 2004, 2005, 2006, 2007, 2008, 2009, 2011, 2012, 2013, 2014, 2015, 2016, 2017, 2018, 2019

## NCAA Championships (6)

1957, 1982, 1993, 2005, 2009, 2017

## NCAA Championship Games (11)

1946, 1957, 1968, 1977, 1981, 1982, 1993, 2005, 2009, 2016, 2017

## NCAA Final Fours (20)

1946, 1957, 1967, 1968, 1969, 1972, 1977, 1981, 1982, 1991, 1993, 1995, 1997, 1998, 2000, 2005, 2008, 2009, 2016, 2017

## NCAA Regional Final or Final Eight (28 years)

1941, 1946, 1957, 1967, 1968, 1969, 1972, 1977, 1981, 1982, 1983, 1985, 1987, 1988, 1991, 1993, 1995, 1997, 1998, 2000, 2005, 2007, 2008, 2009, 2011, 2012, 2016, 2017

(NCAA designated as Elite 8 beginning in 1951)

## NCAA Regional Semifinal or Final 16 (36 years)

1941, 1946, 1957, 1967, 1968, 1969, 1972, 1975, 1977, 1981, 1982, 1983, 1984, 1985, 1986, 1987, 1988, 1989, 1990, 1991, 1992, 1993, 1995, 1997, 1998, 2000, 2005, 2007, 2008, 2009, 2011, 2012, 2015, 2016, 2017, 2019

(first game in 1941 was a regional semifinal, but there were only two regions, so it was also a final 8 game)

(NCAA designated regional semifinal games as the Sweet 16 beginning in 1975)

## UNC RECORD BY SEED

Seed	W-L	Year(s)
1	63-12	1979, 1982, 1984, 1987, 1991, 1993, 1994, 1997, 1998, 2005, 2007, 2008, 2009, 2012, 2016, 2017, 2019
2	23-9	1981, 1983, 1985, 1988, 1989, 1995, 2001, 2011, 2018
3	3-4	1980, 1986, 1999, 2006
4	4-2	1992, 2015
6	3-3	1996, 2004, 2014
8	6-2	1990, 2000

## UNC VS. SEEDS

Seed	W-L	Last Faced (opponent)
1	8-5	2017 (Gonzaga)
2	6-7	2017 (Kentucky)
3	7-6	2017 (Oregon)
4	7-5	2017 (Butler)
5	8-2	2019 (Auburn)
6	6-1	2016 (Notre Dame)
7	5-2	2018 (Texas A&M)
8	8-1	2017 (Arkansas)
9	11-2	2019 (Washington)
10	5-0	2016 (Syracuse)
11	5-1	2014 (Providence)
12	1-0	1991 (Eastern Michigan)
13	3-0	2015 (Harvard)
14	2-1	2006 (Murray State)
15	7-0	2018 (Lipscomb)
16	14-0	2019 (Iona)

## UNC'S Won-Loss Record at NCAA Tournament Sites

Site	Record	Last
Atlanta, Ga.	3-2	1989
Austin, Texas	4-0	2000
Birmingham, Ala.	5-1	2000
Charlotte, N.C.	12-1	2018
Cincinnati, Ohio	2-0	1992
College Park, Md.	6-0	1977
Columbus, Ohio	2-0	2019
Dallas, Texas	0-1	1990
Dayton, Ohio	1-2	2006
Denton, Texas	0-1	1980
Denver, Colo.	1-1	2004
Detroit, Mich.	2-0	2009
East Rutherford, N.J.	6-2	2007
El Paso, Texas	1-0	1981
Greensboro, N.C.	7-0	2012
Greenville, S.C.	2-0	2017
Hartford, Conn.	2-0	1998
Houston, Texas	1-2	2016
Indianapolis, Ind.	0-3	2000
Jacksonville, Fla.	1-0	2015
Kansas City, Mo.	3-2	2019
Landover, Md.	1-1	1994
Lexington, Ky.	0-2	1992
Los Angeles, Calif.	2-3	2015
Louisville, Ky.	0-4	1969
Madison, Wis.	0-2	1941
Memphis, Tenn.	4-0	2017
Morgantown, W.Va.	2-0	1972
Newark, N.J.	1-1	2011
New Orleans, La.	5-1	2001
New York, N.Y.	3-2	1959
Ogden, Utah	2-0	1986
Philadelphia, Pa.	5-1	2016
Phoenix, Ariz.	2-0	2017
Providence, R.I.	1-1	1975
Raleigh, N.C.	9-1	2016
Richmond, Va.	1-1	1996
St. Louis, Mo.	3-1	2012
Salt Lake City, Utah	4-0	1988
San Antonio, Texas	1-3	2014
Seattle, Wash.	1-3	1999
South Bend, Ind.	2-0	1985
Syracuse, N.Y.	7-1	2005
Tallahassee, Fla.	2-0	1995
Tempe, Ariz.	0-1	1978
Winston Salem, N.C.	6-0	2007
<b>Totals</b>	<b>126-47</b>	

## MOST NO. 1 SEEDS IN NCAA HISTORY

- The 2019 NCAA Tournament was Carolina's 17th as a No. 1 seed.
- The Tar Heels have more No. 1 seeds (17) than any team in NCAA Tournament history (Duke and Kansas are second with 14).
- Carolina has been seeded No. 1 eight times in 16 seasons under head coach Roy Williams.
- UNC earned a No. 1 seed in 1979, 1982, 1984, 1987, 1991, 1993, 1994, 1997, 1998, 2005, 2007, 2008, 2009, 2012, 2016, 2017 and 2019.
- The Tar Heels have advanced to the Final Four 10 times as a top seed – 1982, 1991, 1993, 1997, 1998, 2005, 2008, 2009, 2016 and 2017.
- The Tar Heels have won the national championship as a No. 1 seed in 1982, 1993, 2005, 2009 and 2017.
- Roy Williams has led teams to No. 1 seeds 13 times in 31 years as a head coach, the second-most of any coach. Duke's Mike Krzyzewski is first with 14.

### Most No. 1 Seeds, School

17	North Carolina
14	Duke
14	Kansas
12	Kentucky
7	Virginia

### Most No. 1 Seeds, Head Coach

14	Mike Krzyzewski, Duke
13	Roy Williams, UNC & Kansas
9	Bill Self, Kansas & Illinois
8	Dean Smith, UNC

### UNC's No. 1 Seeds

**Dean Smith (8)**  
1979, 1982, 1984, 1987, 1991, 1993, 1994, 1997

### Bill Guthridge (1)

1998

### Roy Williams (8)

2005, 2007, 2008, 2009, 2012, 2016, 2017, 2019



# NCAA TOURNAMENT TAR HEEL TRIVIA

**Carolina ranks where in all-time NCAA Tourney wins and Final Fours?** Second with 126, three behind Kentucky. UNC has played in a record 20 Final Fours.

**Who played in more NCAA Tournament wins than any other Tar Heel?** Pat Sullivan, 16 wins in 1991 (4), 1992 (2), 1993 (6) and 1995 (4).

**Which coach has the most NCAA Tournament wins in the previous 18 years?** Roy Williams – 54 wins at Kansas and North Carolina from 2002-18, nine more than any other coach.

**Which Tar Heels have won NCAA championships and NBA championships?** James Worthy, Michael Jordan and Danny Green.

**Which coaches rank second and third, respectively in all-time NCAA Tournament wins?** Roy Williams is second with 79 and Dean Smith is third with 65.

**Which two teams hold the NCAA record for wins in a season without a loss?** 1957 North Carolina and 1976 Indiana both went 32-0.

**In which cities has Carolina won NCAA championships?** New Orleans twice (1982, 1993), Detroit, Mich. (2009), Glendale, Ariz. (2017), Kansas City, Mo. (1957) and St. Louis, Mo. (2005).

**In which city has Carolina won more NCAA Tournament games than any other city?** Charlotte. UNC is 11-1 in NCAA games in Charlotte and 33-2 in the state.

**What school has been a No. 1 seed the most times since the NCAA began seeding the field in 1979?** Carolina – 17 times. Duke and Kansas are second with 14, Kentucky is fourth with 12 and Virginia is fifth with seven.

**How many coaches have been a No. 1 seed at least 10 times?** Two. Duke's Mike Krzyzewski (14) and Carolina's Roy Williams (13 – five times at KU, eight at UNC).

**Which teams are the only ones in ACC history to win the ACC regular season outright, the ACC Tournament and advance to the Final Four in three consecutive seasons?** The 1967, 1968 and 1969 Tar Heels.

**Who are the only Tar Heels to start in three Final Fours?** Bill Bunting and Rusty Clark in 1967, 1968 and 1969 and Ed Cota in 1997, 1998 and 2000.

**Which six Tar Heels started in two national championship games?** Jimmy Black, Sam Perkins and James Worthy in 1981 and 1982; Joel Berry II, Justin Jackson and Kennedy Meeks in 2016 and 2017

**Which Tar Heels have won ACC Player of the Year honors and a national championship in the same season?** Lennie Rosenbluth in 1957, Ty Lawson in 2009 and Justin Jackson in 2017.

**Who made the winning free throws in the 1957 NCAA title game against Kansas?** Joe Quigg with six seconds to play in triple overtime.

**Which Tar Heel made the game-winning shot in the 1982 national championship game vs. Georgetown?** Michael Jordan.

**Who scored the winning basket in the 2005 national final vs. Illinois?** Marvin Williams on a tip-in with 1:26 left to break a 70-all tie in a 75-70 UNC win.

**Joel Berry is one of seven players to score 20 points in consecutive national championship games. Five of the other six are Naismith Memorial Basketball Hall of Famers. Who are they?** – Bob Kurland, Oklahoma State; Bill Russell, San Francisco; Gail Goodrich, UCLA; Lew Alcindor, UCLA; Bill Walton, UCLA.

**Which Tar Heels are the only players to earn All-NCAA Regional honors three times?** J.R. Reid (1987, 1988 and 1989), Ed Cota (1997, 1998 and 2000) and Tyler Hansbrough (2007, 2008 and 2009)

**Who is the only Tar Heel to be named NCAA Regional MVP as a non-starter?** Luke Maye, 2017 NCAA South Regional

**Who is the only Tar Heel to earn All-Final Four team honors twice?** Joel Berry II in 2016 and 2017

**Which player scored the most points in NCAA Tournament history by a Tar Heel?** Tyler Hansbrough, 325 from 2006-09. The 2008 National Player of the Year is fourth in NCAA history in scoring in NCAA Tournament games.

**Which Tar Heel scored the most points in any NCAA Tournament?** Lennie Rosenbluth, 142 in five games (28.4 per) in 1957.

**Which Final Four MVP scored a UNC-record 134 points in a six-game NCAA Tournament series?** Sean May averaged 22.3 points in six wins en route to the title in 2005.

**Who is the last Tar Heel to score 30 or more points in an NCAA Tournament game?** Tyler Zeller scored 32 against LIU in the 2011 first round in Charlotte.

**Which Tar Heel is the most recent player to score 25 or more points in both the national semifinal and national championship games?** Donald Williams – 25 vs. Kansas and 25 vs. Michigan in New Orleans in 1993.

**Who holds the Final Four record for most points in a national semifinal?** Al Wood – 39 against Virginia in 1981.

**Which Tar Heel set the freshman scoring record in 1977 for a Final Four game?** Mike O'Koren with 31 points in the semifinals vs. UNLV (since broken by Mark Aguirre of DePaul in 1979 and Carmelo Anthony of Syracuse in 2003).

**What national championship game scoring records did the Tar Heels set in the first half against Michigan State in 2009?** UNC scored 55 points and led by 21 points, both records for the title game. Final Four MOP Wayne Ellington scored 17 points in that first half.

**Which Tar Heels had two of the five-highest single-game field goal percentages in Final Four history?** Sean May vs. Illinois in the 2005 national championship (made 10 of 11, .909) and Kennedy Meeks vs. Oregon in the 2017 semifinals (made 11 of 13, .846).

**Who is the last Tar Heel to grab 20 rebounds in an NCAA Tournament game?** Tyler Zeller had 22 boards against Ohio in the 2012 Sweet 16 in St. Louis.

**Which Tar Heel has the school record for most double-doubles in NCAA Tournament history?** Antawn Jamison with eight, all in points and rebounds.

**Which player is the only Tar Heel with double-doubles in the Sweet 16, Final 8, national semifinal and national championship game in one season?** George Lynch vs. Arkansas, Cincinnati, Kansas and Michigan en route to an NCAA title in 1993.

**Which Tar Heel has the school record for most points-assists double-doubles in NCAA Tournament history?** Kendall Marshall with three.

**Who is the last non-starter to have a double-double in the NCAA Tournament?** Luke Maye had 16 points and 12 rebounds vs. Butler in the 2017 Sweet 16 in Memphis.

**Which Tar Heel non-starter scored the most points in an NCAA Tournament game?** Ranzino Smith scored 27 points vs. Loyola Marymount in the 1988 second round

**Which Tar Heel holds the school record and is ninth in NCAA Tournament history in most three-pointers in a game without a miss?** Hubert Davis was 5 for 5 against Eastern Michigan in 1991.

**Which Tar Heels held the record (since broken) for the highest three-point percentage in a Final Four game?** Donald Williams and Wayne Ellington. Williams was 5 for 7 (.714) against both Kansas and Michigan in 1993; Ellington was 5 for 7 against Villanova in 2009.

**Marcus Paige's game-tying three-pointer against Villanova in the 2016 national championship game set what title-game record?** Paige's double-clutch three with 4.1 seconds to play made UNC 11 for 17 from three-point range, a percentage of .647 that is the highest in the national championship game.

**How many points did Carolina allow in its two Final Four wins in the 2005, 2009 and 2017 national championship seasons?** 141 by Michigan State and Illinois in 2005, 141 by Villanova and Michigan State in 2009 and 141 by Oregon and Gonzaga in 2017.

**Which game did Carolina set the single-game NCAA Tournament scoring record (since broken)?** 1988 West second round vs. Loyola Marymount. The Tar Heels scored 123 points and shot 79.0 percent from the floor. Both were NCAA Tournament records that have since been surpassed. The points are now fourth most and the FG percentage is second highest.

**Which Tar Heel set an NCAA finals record with eight steals in 2009 vs. Michigan State?** Ty Lawson.

**Carolina has played in which three championship games that are among the five largest attendances in NCAA Finals history?** 2017 in Phoenix (76,168, second largest), 2016 in Houston (74,340, third largest) and 2009 in Detroit (72,922, fifth largest)

**What schools have Carolina played the most in the NCAA Tournament?** Villanova (seven times, the second-most played matchup in NCAA Tournament history) and Arkansas and Kansas (six times apiece, tied for the fourth most common matchup).



# NCAA TOURNAMENT RESULTS



YEAR	DATE	ROUND	OPPONENT (Seeds)	W/L	SCORE	SITE	ARENA
<b>Head Coach: Bill Lange (NCAA Tournament Record at UNC-- 0-2)</b>							
1941	March 21	East Semifinal (Final 8)	Pittsburgh	L	20-26	Madison, Wis.	Wisconsin Field House
1941	March 22	East Consolation	Dartmouth	L	59-60	Madison, Wis.	Wisconsin Field House
<b>Head Coach: Ben Carnevale (NCAA Tournament Record at UNC-- 2-1)</b>							
1946	March 21	East Semifinal (Final 8)	NYU	W	57-49	New York, N.Y.	Madison Square Garden
1946	March 23	FF- East Final (Final 4)	Ohio State	W (OT)	60-57	New York, N.Y.	Madison Square Garden
1946	March 26	FF- National Championship	Oklahoma A&M (State)	L	40-43	New York, N.Y.	Madison Square Garden
<b>Head Coach: Frank McGuire (NCAA Tournament record at UNC-- 5-1)</b>							
1957	March 12	East First	Yale	W	90-74	New York, N.Y.	Madison Square Garden
1957	March 15	East Semifinal	Canisius	W	87-75	Philadelphia, Pa.	Palestra
1957	March 16	East Final	Syracuse	W	67-58	Philadelphia, Pa.	Palestra
1957	March 22	FF- National Semifinal	Michigan State	W (3 OT)	74-70	Kansas City, Mo.	Municipal Auditorium
1957	March 23	FF- National Championship	Kansas	W (3 OT)	54-53	Kansas City, Mo.	Municipal Auditorium
1959	March 10	East First Round	Navy	L	63-76	New York, N.Y.	Madison Square Garden
<b>Head Coach: Dean Smith (NCAA Tournament Record at UNC-- 65-27)</b>							
1967	March 17	East Semifinal	Princeton	W (OT)	78-70	College Park, Md.	Cole Field House
1967	March 18	East Final	Boston College	W	96-80	College Park, Md.	Cole Field House
1967	March 24	FF- National Semifinal	Dayton	L	62-76	Louisville, Ky.	Freedom Hall
1967	March 25	FF- National Consolation	Houston	L	62-84	Louisville, Ky.	Freedom Hall
1968	March 15	East Semifinal	St. Bonaventure	W	91-72	Raleigh, N.C.	Reynolds Coliseum
1968	March 16	East Final	Davidson	W	70-66	Raleigh, N.C.	Reynolds Coliseum
1968	March 22	FF- National Semifinal	Ohio State	W	80-66	Los Angeles, Calif.	Sports Arena
1968	March 23	FF- National Championship	UCLA	L	55-78	Los Angeles, Calif.	Sports Arena
1969	March 13	East Semifinal	Duquesne	W	79-78	College Park, Md.	Cole Field House
1969	March 15	East Final	Davidson	W	87-85	College Park, Md.	Cole Field House
1969	March 20	FF- National Semifinal	Purdue	L	65-92	Louisville, Ky.	Freedom Hall
1969	March 22	FF- National Consolation	Drake	L	84-104	Louisville, Ky.	Freedom Hall
1972	March 16	East Semifinal	South Carolina	W	92-69	Morgantown, W. Va.	WVU Coliseum
1972	March 18	East Final	Penn	W	73-59	Morgantown, W. Va.	WVU Coliseum
1972	March 23	FF- National Semifinal	Florida State	L	75-79	Los Angeles, Calif.	Sports Arena
1972	March 25	FF- National Consolation	Louisville	W	105-91	Los Angeles, Calif.	Sports Arena
1975	March 15	East First	New Mexico State	W	93-69	Charlotte, N.C.	Charlotte Coliseum
1975	March 20	East Semifinal	Syracuse	L	76-78	Providence, R.I.	Providence Civic Center
1975	March 22	East Consolation	Boston College	W	110-90	Providence, R.I.	Providence Civic Center
1976	March 13	Midwest First	Alabama	L	64-79	Dayton, Ohio	Univ. of Dayton Arena
1977	March 12	East First	Purdue	W	69-66	Raleigh, N.C.	Reynolds Coliseum
1977	March 17	East Semifinal	Notre Dame	W	79-77	College Park, Md.	Cole Field House
1977	March 19	East Final	Kentucky	W	79-72	College Park, Md.	Cole Field House
1977	March 26	FF- National Semifinal	UNLV	W	84-83	Atlanta, Ga.	Omni
1977	March 28	FF- National Championship	Marquette	L	59-67	Atlanta, Ga.	Omni
1978	March 11	West First	San Francisco	L	64-68	Tempe, Ariz.	Univ. Activities Center
1979	March 11	East Second	Penn (1/9)	L	71-72	Raleigh, N.C.	Reynolds Coliseum
1980	March 9	Midwest Second	Texas A&M (3/6)	L (2 OT)	61-78	Denton, Texas	NTSU Coliseum
1981	March 15	West Second	Pittsburgh (2/10)	W	74-57	El Paso, Texas	Special Events Center
1981	March 19	West Semifinal	Utah (2/3)	W	61-56	Salt Lake City, Utah	Special Events Center
1981	March 21	West Final	Kansas State (2/8)	W	82-68	Salt Lake City, Utah	Special Events Center
1981	March 28	FF- National Semifinal	Virginia (2/1)	W	78-65	Philadelphia, Pa.	Spectrum
1981	March 30	FF- National Championship	Indiana (2/3)	L	50-63	Philadelphia, Pa.	Spectrum



YEAR	DATE	ROUND	OPPONENT (Seeds)	W/L	SCORE	SITE	ARENA
1982	March 13	East Second	James Madison (1/9)	W	52-50	Charlotte, N.C.	Charlotte Coliseum
1982	March 19	East Semifinal	Alabama (1/4)	W	74-69	Raleigh, N.C.	Reynolds Coliseum
1982	March 21	East Final	Villanova (1/3)	W	70-60	Raleigh, N.C.	Reynolds Coliseum
1982	March 27	FF- National Semifinal	Houston (1/6)	W	68-63	New Orleans, La.	Superdome
1982	March 29	FF- National Championship	Georgetown (1/1)	W	63-62	New Orleans, La.	Superdome
1983	March 19	East Second	James Madison (2/10)	W	68-49	Greensboro, N.C.	Greensboro Coliseum
1983	March 25	East Semifinal	Ohio State (2/3)	W	64-51	Syracuse, N.Y.	Carrier Dome
1983	March 27	East Final	Georgia (2/4)	L	77-82	Syracuse, N.Y.	Carrier Dome
1984	March 17	East Second	Temple (1/8)	W	77-66	Charlotte, N.C.	Charlotte Coliseum
1984	March 22	East Semifinal	Indiana (1/4)	L	68-72	Atlanta, Ga.	Omni
1985	March 14	Southeast First	Middle Tennessee State (2/15)	W	76-57	South Bend, Ind.	Joyce Athletic Center
1985	March 16	Southeast Second	Notre Dame (2/7)	W	60-58	South Bend, Ind.	Joyce Athletic Center
1985	March 22	Southeast Semifinal	Auburn (2/11)	W	62-56	Birmingham, Ala.	Jefferson Coliseum
1985	March 24	Southeast Final	Villanova (2/8)	L	44-56	Birmingham, Ala.	Jefferson Coliseum
1986	March 13	West First	Utah (3/14)	W	84-72	Ogden, Utah	Dee Events Center
1986	March 15	West Second	Alabama-Birmingham (3/6)	W	77-59	Ogden, Utah	Dee Events Center
1986	March 20	West Semifinal	Louisville (3/2)	L	79-94	Houston, Texas	Summit
1987	March 12	East First	Penn (1/16)	W	113-82	Charlotte, N.C.	Charlotte Coliseum
1987	March 14	East Second	Michigan (1/9)	W	109-97	Charlotte, N.C.	Charlotte Coliseum
1987	March 19	East Semifinal	Notre Dame (1/5)	W	74-68	East Rutherford, N.J.	Meadowlands
1987	March 21	East Final	Syracuse (1/2)	L	75-79	East Rutherford, N.J.	Meadowlands
1988	March 17	West First	North Texas State (2/15)	W	83-65	Salt Lake City, Utah	Huntsman Center
1988	March 19	West Second	Loyola Marymount (2/10)	W	123-97	Salt Lake City, Utah	Huntsman Center
1988	March 25	West Semifinal	Michigan (2/3)	W	78-69	Seattle, Wash.	Kingdome
1988	March 27	West Final	Arizona (2/1)	L	52-70	Seattle, Wash.	Kingdome
1989	March 17	Southeast First	Southern (2/15)	W	93-79	Atlanta, Ga.	Omni
1989	March 19	Southeast Second	UCLA (2/7)	W	88-81	Atlanta, Ga.	Omni
1989	March 23	Southeast Semifinal	Michigan (2/3)	L	87-92	Lexington, Ky.	Rupp Arena
1990	March 15	Midwest First	SW Missouri State (8/9)	W	83-70	Austin, Texas	Erwin Center
1990	March 17	Midwest Second	Oklahoma (8/1)	W	79-77	Austin, Texas	Erwin Center
1990	March 22	Midwest Semifinal	Arkansas (8/4)	L	73-96	Dallas, Texas	Reunion Arena
1991	March 15	East First	Northeastern (1/16)	W	101-66	Syracuse, N.Y.	Carrier Dome
1991	March 17	East Second	Villanova (1/9)	W	84-69	Syracuse, N.Y.	Carrier Dome
1991	March 22	East Semifinal	Eastern Michigan (1/12)	W	93-67	East Rutherford, N.J.	Meadowlands
1991	March 24	East Final	Temple (1/10)	W	75-72	East Rutherford, N.J.	Meadowlands
1991	March 30	FF- National Semifinal	Kansas (1/3)	L	73-79	Indianapolis, Ind.	Hoosier Dome
1992	March 19	Southeast First	Miami (Ohio) (4/13)	W	68-63	Cincinnati, Ohio	Riverfront Coliseum
1992	March 21	Southeast Second	Alabama (4/5)	W	64-55	Cincinnati, Ohio	Riverfront Coliseum
1992	March 27	Southeast Semifinal	Ohio State (4/1)	L	73-80	Lexington, Ky.	Rupp Arena
1993	March 18	East First	East Carolina (1/16)	W	85-65	Winston-Salem, N.C.	Joel Coliseum
1993	March 20	East Second	Rhode Island (1/8)	W	112-67	Winston-Salem, N.C.	Joel Coliseum
1993	March 26	East Semifinal	Arkansas (1/4)	W	80-74	East Rutherford, N.J.	Meadowlands
1993	March 28	East Final	Cincinnati (1/2)	W (OT)	75-68	East Rutherford, N.J.	Meadowlands
1993	April 3	FF- National Semifinal	Kansas (1/2)	W	78-68	New Orleans, La.	Superdome
1993	April 5	FF- National Championship	Michigan (1/1)	W	77-71	New Orleans, La.	Superdome
1994	March 18	East First	Liberty (1/16)	W	71-51	Landover, Md.	US Air Arena
1994	March 20	East Second	Boston College (1/9)	L	72-75	Landover, Md.	US Air Arena
1995	March 17	Southeast First	Murray State (2/15)	W	80-70	Tallahassee, Fla.	Leon County CC
1995	March 19	Southeast Second	Iowa State (2/7)	W	73-51	Tallahassee, Fla.	Leon County CC
1995	March 23	Southeast Semifinal	Georgetown (2/6)	W	74-64	Birmingham, Ala.	Jefferson Civic Center
1995	March 25	Southeast Final	Kentucky (2/1)	W	74-61	Birmingham, Ala.	Jefferson Civic Center
1995	April 1	FF- National Semifinal	Arkansas (2/2)	L	68-75	Seattle, Wash.	Kingdome
1996	March 15	East First	New Orleans (6/11)	W	83-62	Richmond, Va.	Richmond Coliseum
1996	March 17	East Second	Texas Tech (6/3)	L	73-92	Richmond, Va.	Richmond Coliseum
1997	March 13	East First	Fairfield (1/16)	W	82-74	Winston-Salem, N.C.	Joel Coliseum
1997	March 15	East Second	Colorado (1/9)	W	73-56	Winston-Salem, N.C.	Joel Coliseum
1997	March 21	East Semifinal	California (1/5)	W	63-57	Syracuse, N.Y.	Carrier Dome
1997	March 23	East Final	Louisville (1/6)	W	97-74	Syracuse, N.Y.	Carrier Dome
1997	March 29	FF- National Semifinal	Arizona (1/4)	L	58-66	Indianapolis, Ind.	RCA Dome

**Head Coach: Bill Guthridge (NCAA Tournament Record at UNC– 8-3)**

1998	March 12	East First	Navy (1/16)	W	88-52	Hartford, Conn.	Hartford Civic Center
1998	March 14	East Second	UNC Charlotte (1/8)	W (OT)	93-83	Hartford, Conn.	Hartford Civic Center
1998	March 19	East Semifinal	Michigan State (1/4)	W	73-58	Greensboro, N.C.	Greensboro Coliseum
1998	March 21	East Final	Connecticut (1/2)	W	75-64	Greensboro, N.C.	Greensboro Coliseum
1998	March 28	FF- National Semifinal	Utah (1/2)	L	59-66	San Antonio, Texas	Alamodome
1999	March 11	West First	Weber State (3/14)	L	74-76	Seattle, Wash.	Key Arena
2000	March 17	South First	Missouri (8/9)	W	84-70	Birmingham, Ala.	Jefferson Civic Center
2000	March 19	South Second	Stanford (8/1)	W	60-53	Birmingham, Ala.	Jefferson Civic Center
2000	March 24	South Semifinal	Tennessee (8/4)	W	74-69	Austin, Texas	Erwin Center
2000	March 26	South Final	Tulsa (8/7)	W	59-55	Austin, Texas	Erwin Center
2000	April 3	FF- National Semifinal	Florida (8/5)	L	59-71	Indianapolis, Ind.	RCA Dome

**Head Coach: Matt Doherty (NCAA Tournament Record at UNC– 1-1)**

2001	March 16	South First	Princeton (2/15)	W	70-48	New Orleans, La.	Superdome
2001	March 18	South Second	Penn State (2/7)	L	74-82	New Orleans, La.	Superdome

YEAR	DATE	ROUND	OPPONENT (Seeds)	W/L	SCORE	SITE	ARENA
<b>Head Coach: Roy Williams (NCAA Tournament Record at UNC– 45-12)</b>							
2004	March 18	South First	Air Force (6/11)	W	63-52	Denver, Colo.	Pepsi Center
2004	March 20	South Second	Texas (6/3)	L	75-78	Denver, Colo.	Pepsi Center
2005	March 18	East First	Oakland (Mich.) (1/16)	W	96-68	Charlotte, N.C.	Charlotte Coliseum
2005	March 20	East Second	Iowa State (1/8)	W	92-65	Charlotte, N.C.	Charlotte Coliseum
2005	March 25	East Semifinal	Villanova (1/5)	W	67-66	Syracuse, N.Y.	Carrier Dome
2005	March 27	East Final	Wisconsin (1/6)	W	88-82	Syracuse, N.Y.	Carrier Dome
2005	April 2	FF- National Semifinal	Michigan State (1/5)	W	87-71	St. Louis, Mo.	Edward Jones Dome
2005	April 4	FF- National Championship	Illinois (1/1)	W	75-70	St. Louis, Mo.	Edward Jones Dome
2006	March 17	East First	Murray State (3/14)	W	69-65	Dayton, Ohio	Univ. of Dayton Arena
2006	March 19	East Second	George Mason (3/11)	L	60-65	Dayton, Ohio	Univ. of Dayton Arena
2007	March 15	East First	Eastern Kentucky (1/16)	W	86-65	Winston-Salem, N.C.	Joel Coliseum
2007	March 17	East Second	Michigan State (1/9)	W	81-67	Winston-Salem, N.C.	Joel Coliseum
2007	March 23	East Semifinal	Southern California (1/5)	W	74-64	East Rutherford, N.J.	Meadowlands
2007	March 25	East Final	Georgetown (1/2)	L (OT)	84-96	East Rutherford, N.J.	Meadowlands
2008	March 21	East First	Mount St. Mary's (1/16)	W	113-74	Raleigh, N.C.	RBC Center
2008	March 23	East Second	Arkansas (1/9)	W	108-77	Raleigh, N.C.	RBC Center
2008	March 27	East Semifinal	Washington State (1/4)	W	68-47	Charlotte, N.C.	Bobcats Arena
2008	March 29	East Final	Louisville (1/3)	W	83-73	Charlotte, N.C.	Bobcats Arena
2008	April 5	FF- National Semifinal	Kansas (1/1)	L	66-84	San Antonio, Texas	Alamodome
2009	March 19	South First	Radford (1/16)	W	101-58	Greensboro, N.C.	Greensboro Coliseum
2009	March 21	South Second	LSU (1/8)	W	84-70	Greensboro, N.C.	Greensboro Coliseum
2009	March 27	South Semifinal	Gonzaga (1/4)	W	98-77	Memphis, Tenn.	FedExForum
2009	March 29	South Final	Oklahoma (1/2)	W	72-60	Memphis, Tenn.	FedExForum
2009	April 4	FF- National Semifinal	Villanova (1/3)	W	83-69	Detroit, Mich.	Ford Field
2009	April 6	FF- National Championship	Michigan State (1/2)	W	89-72	Detroit, Mich.	Ford Field
2011	March 18	East First	Long Island University (2/15)	W	102-87	Charlotte, N.C.	Time Warner Cable Arena
2011	March 20	East Second	Washington (2/7)	W	86-83	Charlotte, N.C.	Time Warner Cable Arena
2011	March 25	East Semifinal	Marquette (2/11)	W	81-63	Newark, N.J.	Prudential Center
2011	March 27	East Final	Kentucky (2/4)	L	69-76	Newark, N.J.	Prudential Center
2012	March 16	Midwest First	Vermont (1/16)	W	77-58	Greensboro, N.C.	Greensboro Coliseum
2012	March 18	Midwest Second	Creighton (1/8)	W	87-73	Greensboro, N.C.	Greensboro Coliseum
2012	March 23	Midwest Semifinal	Ohio (1/13)	W (OT)	73-65	St. Louis, Mo.	Edward Jones Dome
2012	March 25	Midwest Final	Kansas (1/2)	L	67-80	St. Louis, Mo.	Edward Jones Dome
2013	March 22	South First	Villanova (8/9)	W	78-71	Kansas City, Mo.	Sprint Center
2013	March 24	South Second	Kansas (8/1)	L	58-70	Kansas City, Mo.	Sprint Center
2014	March 21	East First	Providence (6/11)	W	79-77	San Antonio, Texas	AT&T Center
2014	March 23	East Second	Iowa State (6/3)	L	83-85	San Antonio, Texas	AT&T Center
2015	March 19	West First	Harvard (4/13)	W	67-65	Jacksonville, Fla.	Veterans Memorial Arena
2015	March 21	West Second	Arkansas (4/5)	W	87-78	Jacksonville, Fla.	Veterans Memorial Arena
2015	March 26	West Semifinal	Wisconsin (4/1)	L	72-79	Los Angeles, Calif.	STAPLES Center
2016	March 17	East First	Florida Gulf Coast (1/16)	W	83-67	Raleigh, N.C.	PNC Arena
2016	March 19	East Second	Providence (1/9)	W	85-66	Raleigh, N.C.	PNC Arena
2016	March 25	East Semifinal	Indiana (1/5)	W	101-86	Philadelphia, Pa.	Wells Fargo Center
2016	March 27	East Final	Notre Dame (1/6)	W	88-74	Philadelphia, Pa.	Wells Fargo Center
2016	April 2	FF - National Semifinal	Syracuse (1/10)	W	83-66	Houston, Texas	NRG Stadium
2016	April 4	FF - National Championship	Villanova (1/2)	L	74-77	Houston, Texas	NRG Stadium
2017	March 17	South First	Texas Southern (1/16)	W	103-64	Greenville, S.C.	Bon Secours Wellness Arena
2017	March 19	South Second	Arkansas (1/8)	W	72-65	Greenville, S.C.	Bon Secours Wellness Arena
2017	March 24	South Semifinal	Butler (1/4)	W	92-80	Memphis, Tenn.	FedExForum
2017	March 26	South Final	Kentucky (1/2)	W	75-73	Memphis, Tenn.	FedExForum
2017	April 1	FF - National Semifinal	Oregon (1/3)	W	77-76	Phoenix, Ariz.	University of Phoenix Stadium
2017	April 3	FF - National Championship	Gonzaga (1/2)	W	71-65	Phoenix, Ariz.	University of Phoenix Stadium
2018	March 16	West First	Lipscomb (2/15)	W	84-66	Charlotte, N.C.	Spectrum Center
2018	March 18	West Second	Texas A&M (2/7)	L	65-86	Charlotte, N.C.	Spectrum Center
2019	March 22	Midwest First	Iona (1/16)	W	88-73	Columbus, Ohio	Nationwide Arena
2019	March 24	Midwest Second	Washington (1/9)	W	81-59	Columbus, Ohio	Nationwide Arena
2019	March 29	Midwest Semifinal	Auburn (1/5)	L	80-97	Kansas City, Mo.	Sprint Center





# ROUND BY ROUND RESULTS

## ROUND OF 64 (31-1)

YEAR	DATE	ROUND	OPPONENT (Seeds)	W/L	SCORE	SITE	ARENA
1985	March 14	Southeast First	Middle Tennessee State (2/15)	W	76-57	South Bend, Ind.	Joyce Athletic Center
1986	March 13	West First	Utah (3/14)	W	84-72	Ogden, Utah	Dee Events Center
1987	March 12	East First	Penn (1/16)	W	113-82	Charlotte, N.C.	Charlotte Coliseum
1988	March 17	West First	North Texas State (2/15)	W	83-65	Salt Lake City, Utah	Huntsman Center
1989	March 17	Southeast First	Southern (2/15)	W	93-79	Atlanta, Ga.	Omni
1990	March 15	Midwest First	SW Missouri State (8/9)	W	83-70	Austin, Texas	Erwin Center
1991	March 15	East First	Northeastern (1/16)	W	101-66	Syracuse, N.Y.	Carrier Dome
1992	March 19	Southeast First	Miami (Ohio) (4/13)	W	68-63	Cincinnati, Ohio	Riverfront Coliseum
1993	March 18	East First	East Carolina (1/16)	W	85-65	Winston-Salem, N.C.	Joel Coliseum
1994	March 18	East First	Liberty (1/16)	W	71-51	Landover, Md.	US Air Arena
1995	March 17	Southeast First	Murray State (2/15)	W	80-70	Tallahassee, Fla.	Leon County CC
1996	March 15	East First	New Orleans (6/11)	W	83-62	Richmond, Va.	Richmond Coliseum
1997	March 13	East First	Fairfield (1/16)	W	82-74	Winston-Salem, N.C.	Joel Coliseum
1998	March 12	East First	Navy (1/16)	W	88-52	Hartford, Conn.	Hartford Civic Center
1999	March 11	West First	Weber State (3/14)	L	74-76	Seattle, Wash.	Key Arena
2000	March 17	South First	Missouri (8/9)	W	84-70	Birmingham, Ala.	Jefferson Civic Center
2001	March 16	South First	Princeton (2/15)	W	70-48	New Orleans, La.	Superdome
2004	March 18	South First	Air Force (6/11)	W	63-52	Denver, Colo.	Pepsi Center
2005	March 18	East First	Oakland (Mich.) (1/16)	W	96-68	Charlotte, N.C.	Charlotte Coliseum
2006	March 17	East First	Murray State (3/14)	W	69-65	Dayton, Ohio	Univ. of Dayton Arena
2007	March 15	East First	Eastern Kentucky (1/16)	W	86-65	Winston-Salem, N.C.	Joel Coliseum
2008	March 21	East First	Mount St. Mary's (1/16)	W	113-74	Raleigh, N.C.	RBC Center
2009	March 19	South First	Radford (1/16)	W	101-58	Greensboro, N.C.	Greensboro Coliseum
2011	March 18	East First	Long Island University (2/15)	W	102-87	Charlotte, N.C.	Time Warner Cable Arena
2012	March 16	Midwest First	Vermont (1/16)	W	77-58	Greensboro, N.C.	Greensboro Coliseum
2013	March 22	South First	Villanova (8/9)	W	78-71	Kansas City, Mo.	Sprint Center
2014	March 21	East First	Providence (6/11)	W	79-77	San Antonio, Texas	AT&T Center
2015	March 19	West First	Harvard (4/13)	W	67-65	Jacksonville, Fla.	Veterans Memorial Arena
2016	March 17	East First	Florida Gulf Coast (1/16)	W	83-67	Raleigh, N.C.	PNC Arena
2017	March 17	South First	Texas Southern (1/16)	W	103-64	Greenville, S.C.	Bon Secours Wellness Arena
2018	March 16	West First	Lipscomb (2/15)	W	84-66	Charlotte, N.C.	Spectrum Center
2019	March 22	Midwest First	Iona (1/16)	W	88-73	Columbus, Ohio	Nationwide Arena

## ROUND OF 32 (23-8 since field expanded to at least 64 teams in 1985)

YEAR	DATE	ROUND	OPPONENT (Seeds)	W/L	SCORE	SITE	ARENA
1957	March 12	East First* (only 23 teams in field)	Yale	W	90-74	New York, N.Y.	Madison Square Garden
1959	March 10	East First* (23 teams)	Navy	L	63-76	New York, N.Y.	Madison Square Garden
1975	March 15	East First* (32 teams)	New Mexico State	W	93-69	Charlotte, N.C.	Charlotte Coliseum
1976	March 13	Midwest First* (32 teams)	Alabama	L	64-79	Dayton, Ohio	Univ. of Dayton Arena
1977	March 12	East First* (32 teams)	Purdue	W	69-66	Raleigh, N.C.	Reynolds Coliseum
1978	March 11	West First* (32 teams)	San Francisco	L	64-68	Tempe, Ariz.	Univ. Activities Center
1979	March 11	East Second (40 teams)	Penn (1/9)	L	71-72	Raleigh, N.C.	Reynolds Coliseum
1980	March 9	Midwest Second (48 teams)	Texas A&M (3/6)	L (2 OT)	61-78	Denton, Texas	NTSU Coliseum
1981	March 15	West Second (48 teams)	Pittsburgh (2/10)	W	74-57	El Paso, Texas	Special Events Center
1982	March 13	East Second (48 teams)	James Madison (1/9)	W	52-50	Charlotte, N.C.	Charlotte Coliseum
1983	March 19	East Second (48 teams)	James Madison (2/10)	W	68-49	Greensboro, N.C.	Greensboro Coliseum
1984	March 17	East Second (48 teams)	Temple (1/8)	W	77-66	Charlotte, N.C.	Charlotte Coliseum
1985	March 16	Southeast Second (64 teams)	Notre Dame (2/7)	W	60-58	South Bend, Ind.	Joyce Athletic Center
1986	March 15	West Second (64 teams)	Alabama-Birmingham (3/6)	W	77-59	Ogden, Utah	Dee Events Center
1987	March 14	East Second (64 teams)	Michigan (1/9)	W	109-97	Charlotte, N.C.	Charlotte Coliseum
1988	March 19	West Second (64 teams)	Loyola Marymount (2/10)	W	123-97	Salt Lake City, Utah	Huntsman Center
1989	March 19	Southeast Second (64 teams)	UCLA (2/7)	W	88-81	Atlanta, Ga.	Omni
1990	March 17	Midwest Second (64 teams)	Oklahoma (8/1)	W	79-77	Austin, Texas	Erwin Center
1991	March 17	East Second (64 teams)	Villanova (1/9)	W	84-69	Syracuse, N.Y.	Carrier Dome
1992	March 21	Southeast Second (64 teams)	Alabama (4/5)	W	64-55	Cincinnati, Ohio	Riverfront Coliseum
1993	March 20	East Second (64 teams)	Rhode Island (1/8)	W	112-67	Winston-Salem, N.C.	Joel Coliseum
1994	March 20	East Second (64 teams)	Boston College (1/9)	L	72-75	Landover, Md.	US Air Arena
1995	March 19	Southeast Second (64 teams)	Iowa State (2/7)	W	73-51	Tallahassee, Fla.	Leon County CC
1996	March 17	East Second (64 teams)	Texas Tech (6/3)	L	73-92	Richmond, Va.	Richmond Coliseum
1997	March 15	East Second (64 teams)	Colorado (1/9)	W	73-56	Winston-Salem, N.C.	Joel Coliseum
1998	March 14	East Second (64 teams)	UNC Charlotte (1/8)	W (OT)	93-83	Hartford, Conn.	Hartford Civic Center
2000	March 19	South Second (64 teams)	Stanford (8/1)	W	60-53	Birmingham, Ala.	Jefferson Civic Center
2001	March 18	South Second (65 teams)	Penn State (2/7)	L	74-82	New Orleans, La.	Superdome
2004	March 20	South Second (65 teams)	Texas (6/3)	L	75-78	Denver, Colo.	Pepsi Center
2005	March 20	East Second (65 teams)	Iowa State (1/8)	W	92-65	Charlotte, N.C.	Charlotte Coliseum
2006	March 19	East Second (65 teams)	George Mason (3/11)	L	60-65	Dayton, Ohio	Univ. of Dayton Arena
2007	March 17	East Second (65 teams)	Michigan State (1/9)	W	81-67	Winston-Salem, N.C.	Joel Coliseum
2008	March 23	East Second (65 teams)	Arkansas (1/9)	W	108-77	Raleigh, N.C.	RBC Center
2009	March 21	South Second (65 teams)	LSU (1/8)	W	84-70	Greensboro, N.C.	Greensboro Coliseum
2011	March 20	East Second (68 teams)	Washington (2/7)	W	86-83	Charlotte, N.C.	Time Warner Cable Arena
2012	March 18	Midwest Second (68 teams)	Creighton (1/8)	W	87-73	Greensboro, N.C.	Greensboro Coliseum
2013	March 24	South Second (68 teams)	Kansas (8/1)	L	58-70	Kansas City, Mo.	Sprint Center
2014	March 23	East Second (68 teams)	Iowa State (6/3)	L	83-85	San Antonio, Texas	AT&T Center
2015	March 21	West Second (68 teams)	Arkansas (4/5)	W	87-78	Jacksonville, Fla.	Veterans Memorial Arena
2016	March 19	East Second (68 teams)	Providence (1/9)	W	85-66	Raleigh, N.C.	PNC Arena
2017	March 19	South Second (68 teams)	Arkansas (1/8)	W	72-65	Greenville, S.C.	Bon Secours Wellness Arena
2018	March 18	West Second (68 teams)	Texas A&M (2/7)	L	65-86	Charlotte, N.C.	Spectrum Center
2019	March 24	Midwest Second (68 teams)	Washington (1/9)	W	81-59	Columbus, Ohio	Nationwide Arena



**REGIONAL SEMIFINAL (27-9 in regional semifinals, including 26-8 in round of 16 games)**

YEAR	DATE	ROUND	OPPONENT (Seeds)	W/L	SCORE	SITE	ARENA
1941	March 21	East Semifinal* (round of eight)	Pittsburgh	L	20-26	Madison, Wis.	Wisconsin Field House
1946	March 21	East Semifinal* (round of eight)	NYU	W	57-49	New York, N.Y.	Madison Square Garden
1957	March 15	East Semifinal (round of 16)	Canisius	W	87-75	Philadelphia, Pa.	Palestra
1967	March 17	East Semifinal (round of 16)	Princeton	W (OT)	78-70	College Park, Md.	Cole Field House
1968	March 15	East Semifinal (round of 16)	St. Bonaventure	W	91-72	Raleigh, N.C.	Reynolds Coliseum
1969	March 13	East Semifinal (round of 16)	Duquesne	W	79-78	College Park, Md.	Cole Field House
1972	March 16	East Semifinal (round of 16)	South Carolina	W	92-69	Morgantown, W. Va.	WVU Coliseum
1975	March 20	East Semifinal (Sweet 16)	Syracuse	L	76-78	Providence, R.I.	Providence Civic Center
1977	March 17	East Semifinal (Sweet 16)	Notre Dame	W	79-77	College Park, Md.	Cole Field House
1981	March 19	West Semifinal (Sweet 16)	Utah (2/3)	W	61-56	Salt Lake City, Utah	Special Events Center
1982	March 19	East Semifinal (Sweet 16)	Alabama (1/4)	W	74-69	Raleigh, N.C.	Reynolds Coliseum
1983	March 25	East Semifinal (Sweet 16)	Ohio State (2/3)	W	64-51	Syracuse, N.Y.	Carrier Dome
1984	March 22	East Semifinal (Sweet 16)	Indiana (1/4)	L	68-72	Atlanta, Ga.	Omni
1985	March 22	Southeast Semifinal (Sweet 16)	Auburn (2/11)	W	62-56	Birmingham, Ala.	Jefferson Coliseum
1986	March 20	West Semifinal (Sweet 16)	Louisville (3/2)	L	79-94	Houston, Texas	Summit
1987	March 19	East Semifinal (Sweet 16)	Notre Dame (1/5)	W	74-68	East Rutherford, N.J.	Meadowlands
1988	March 25	West Semifinal (Sweet 16)	Michigan (2/3)	W	78-69	Seattle, Wash.	Kingdome
1989	March 23	Southeast Semifinal (Sweet 16)	Michigan (2/3)	L	87-92	Lexington, Ky.	Rupp Arena
1990	March 22	Midwest Semifinal (Sweet 16)	Arkansas (8/4)	L	73-96	Dallas, Texas	Reunion Arena
1991	March 22	East Semifinal (Sweet 16)	Eastern Michigan (1/12)	W	93-67	East Rutherford, N.J.	Meadowlands
1992	March 27	Southeast Semifinal (Sweet 16)	Ohio State (4/1)	L	73-80	Lexington, Ky.	Rupp Arena
1993	March 26	East Semifinal (Sweet 16)	Arkansas (1/4)	W	80-74	East Rutherford, N.J.	Meadowlands
1995	March 23	Southeast Semifinal (Sweet 16)	Georgetown (2/6)	W	74-64	Birmingham, Ala.	Jefferson Civic Center
1997	March 21	East Semifinal (Sweet 16)	California (1/5)	W	63-57	Syracuse, N.Y.	Carrier Dome
1998	March 19	East Semifinal (Sweet 16)	Michigan State (1/4)	W	73-58	Greensboro, N.C.	Greensboro Coliseum
2000	March 24	South Semifinal (Sweet 16)	Tennessee (8/4)	W	74-69	Austin, Texas	Erwin Center
2005	March 25	East Semifinal (Sweet 16)	Villanova (1/5)	W	67-66	Syracuse, N.Y.	Carrier Dome
2007	March 23	East Semifinal (Sweet 16)	Southern California (1/5)	W	74-64	East Rutherford, N.J.	Meadowlands
2008	March 27	East Semifinal (Sweet 16)	Washington State (1/4)	W	68-47	Charlotte, N.C.	Bobcats Arena
2009	March 27	South Semifinal (Sweet 16)	Gonzaga (1/4)	W	98-77	Memphis, Tenn.	FedExForum
2011	March 25	East Semifinal (Sweet 16)	Marquette (2/11)	W	81-63	Newark, N.J.	Prudential Center
2012	March 23	Midwest Semifinal (Sweet 16)	Ohio (1/13)	W (OT)	73-65	St. Louis, Mo.	Edward Jones Dome
2015	March 26	West Semifinal (Sweet 16)	Wisconsin (1/4)	L	72-79	Los Angeles, Calif.	STAPLES Center
2016	March 25	East Semifinal (Sweet 16)	Indiana (1/5)	W	101-86	Philadelphia, Pa.	Wells Fargo Center
2017	March 24	South Semifinal (Sweet 16)	Butler (1/4)	W	92-80	Memphis, Tenn.	FedExForum
2019	March 29	Midwest Semifinal (Sweet 16)	Auburn (1/5)	L	80-97	Kansas City, Mo.	Sprint Center

\* the 1941 and 1946 East semifinals were round of eight games and are also listed there

**REGIONAL FINAL/ELITE EIGHT (20-7 in regional finals, 20-8 in the round of eight)**

YEAR	DATE	ROUND	OPPONENT (Seeds)	W/L	SCORE	SITE	ARENA
1941	March 21	East Semifinal* (round of eight)	Pittsburgh	L	20-26	Madison, Wis.	Wisconsin Field House
1946	March 21	East Semifinal* (round of eight)	NYU	W	57-49	New York, N.Y.	Madison Square Garden
1946	March 23	East Final** (Final 4)	Ohio State	W (OT)	60-57	New York, N.Y.	Madison Square Garden
1957	March 16	East Final (Elite 8)	Syracuse	W	67-58	Philadelphia, Pa.	Palestra
1967	March 18	East Final (Elite 8)	Boston College	W	96-80	College Park, Md.	Cole Field House
1968	March 16	East Final (Elite 8)	Davidson	W	70-66	Raleigh, N.C.	Reynolds Coliseum
1969	March 15	East Final (Elite 8)	Davidson	W	87-85	College Park, Md.	Cole Field House
1972	March 18	East Final (Elite 8)	Penn	W	73-59	Morgantown, W. Va.	WVU Coliseum
1977	March 19	East Final (Elite 8)	Kentucky	W	79-72	College Park, Md.	Cole Field House
1981	March 21	West Final (Elite 8)	Kansas State (2/8)	W	82-68	Salt Lake City, Utah	Special Events Center
1982	March 21	East Final (Elite 8)	Villanova (1/3)	W	70-60	Raleigh, N.C.	Reynolds Coliseum
1983	March 27	East Final (Elite 8)	Georgia (2/4)	L	77-82	Syracuse, N.Y.	Carrier Dome
1985	March 24	Southeast Final (Elite 8)	Villanova (2/8)	L	44-56	Birmingham, Ala.	Jefferson Coliseum
1987	March 21	East Final (Elite 8)	Syracuse (1/2)	L	75-79	East Rutherford, N.J.	Meadowlands
1988	March 27	West Final (Elite 8)	Arizona (2/1)	L	52-70	Seattle, Wash.	Kingdome
1991	March 24	East Final (Elite 8)	Temple (1/10)	W	75-72	East Rutherford, N.J.	Meadowlands
1993	March 28	East Final (Elite 8)	Cincinnati (1/2)	W (OT)	75-68	East Rutherford, N.J.	Meadowlands
1995	March 25	Southeast Final (Elite 8)	Kentucky (2/1)	W	74-61	Birmingham, Ala.	Jefferson Civic Center
1997	March 23	East Final (Elite 8)	Louisville (1/6)	W	97-74	Syracuse, N.Y.	Carrier Dome
1998	March 21	East Final (Elite 8)	Connecticut (1/2)	W	75-64	Greensboro, N.C.	Greensboro Coliseum
2000	March 26	South Final (Elite 8)	Tulsa (8/7)	W	59-55	Austin, Texas	Erwin Center
2005	March 27	East Final (Elite 8)	Wisconsin (1/6)	W	88-82	Syracuse, N.Y.	Carrier Dome
2007	March 25	East Final (Elite 8)	Georgetown (1/2)	L (OT)	84-96	East Rutherford, N.J.	Meadowlands
2008	March 29	East Final (Elite 8)	Louisville (1/3)	W	83-73	Charlotte, N.C.	Bobcats Arena
2009	March 29	South Final (Elite 8)	Oklahoma (1/2)	W	72-60	Memphis, Tenn.	FedExForum
2011	March 27	East Final (Elite 8)	Kentucky (2/4)	L	69-76	Newark, N.J.	Prudential Center
2012	March 25	Midwest Final (Elite 8)	Kansas (1/2)	L	67-80	St. Louis, Mo.	Edward Jones Dome
2016	March 27	East Final (Elite 8)	Notre Dame (1/6)	W	88-74	Philadelphia, Pa.	Wells Fargo Center
2017	March 26	South Final (Elite 8)	Kentucky (1/2)	W	75-73	Memphis, Tenn.	FedExForum

\* the 1941 and 1946 round of eight games were also regional semifinals and are listed there

\*\*the 1946 regional final was the national semifinal and is also listed with the other national semifinal games that are listed as Final Four games

**FINAL FOUR – NATIONAL SEMIFINAL (11-9)**

YEAR	DATE	ROUND	OPPONENT (Seeds)	W/L	SCORE	SITE	ARENA
1946	March 23	East Final*/National Semifinal	Ohio State	W (OT)	60-57	New York, N.Y.	Madison Square Garden
1957	March 22	FF- National Semifinal	Michigan State	W (3 OT)	74-70	Kansas City, Mo.	Municipal Auditorium
1967	March 24	FF- National Semifinal	Dayton	L	62-76	Louisville, Ky.	Freedom Hall
1968	March 22	FF- National Semifinal	Ohio State	W	80-66	Los Angeles, Calif.	Sports Arena
1969	March 20	FF- National Semifinal	Purdue	L	65-92	Louisville, Ky.	Freedom Hall
1972	March 23	FF- National Semifinal	Florida State	L	75-79	Los Angeles, Calif.	Sports Arena
1977	March 26	FF- National Semifinal	UNLV	W	84-83	Atlanta, Ga.	Omni
1981	March 28	FF- National Semifinal	Virginia (2/1)	W	78-65	Philadelphia, Pa.	Spectrum
1982	March 27	FF- National Semifinal	Houston (1/6)	W	68-63	New Orleans, La.	Superdome
1991	March 30	FF- National Semifinal	Kansas (1/3)	L	73-79	Indianapolis, Ind.	Hoosier Dome
1993	April 3	FF- National Semifinal	Kansas (1/2)	W	78-68	New Orleans, La.	Superdome
1995	April 1	FF- National Semifinal	Arkansas (2/2)	L	68-75	Seattle, Wash.	Kingdome
1997	March 29	FF- National Semifinal	Arizona (1/4)	L	58-66	Indianapolis, Ind.	RCA Dome
1998	March 28	FF- National Semifinal	Utah (1/2)	L	59-66	San Antonio, Texas	Alamodome
2000	April 3	FF- National Semifinal	Florida (8/5)	L	59-71	Indianapolis, Ind.	RCA Dome
2005	April 2	FF- National Semifinal	Michigan State (1/5)	W	87-71	St. Louis, Mo.	Edward Jones Dome
2008	April 5	FF- National Semifinal	Kansas (1/1)	L	66-84	San Antonio, Texas	Alamodome
2009	April 4	FF- National Semifinal	Villanova (1/3)	W	83-69	Detroit, Mich.	Ford Field
2016	April 2	FF- National Semifinal	Syracuse (1/10)	W	83-66	Houston, Texas	NRG Stadium
2017	April 1	FF- National Semifinal	Oregon (1/3)	W	77-76	Phoenix, Ariz.	University of Phoenix Stadium

\*the 1946 regional final was the national semifinal (round of four)

**FINAL FOUR – NATIONAL CHAMPIONSHIP GAME (6-5)**

YEAR	DATE	ROUND	OPPONENT (Seeds)	W/L	SCORE	SITE	ARENA
1946	March 26	FF- National Championship	Oklahoma A&M	L	40-43	New York, N.Y.	Madison Square Garden
1957	March 23	FF- National Championship	Kansas	W (3 OT)	54-53	Kansas City, Mo.	Municipal Auditorium
1968	March 23	FF- National Championship	UCLA	L	55-78	Los Angeles, Calif.	Sports Arena
1977	March 28	FF- National Championship	Marquette	L	59-67	Atlanta, Ga.	Omni
1981	March 30	FF- National Championship	Indiana (2/3)	L	50-63	Philadelphia, Pa.	Spectrum
1982	March 29	FF- National Championship	Georgetown (1/1)	W	63-62	New Orleans, La.	Superdome
1993	April 5	FF- National Championship	Michigan (1/1)	W	77-71	New Orleans, La.	Superdome
2005	April 4	FF- National Championship	Illinois (1/1)	W	75-70	St. Louis, Mo.	Edward Jones Dome
2009	April 6	FF- National Championship	Michigan State (1/2)	W	89-72	Detroit, Mich.	Ford Field
2016	April 4	FF- National Championship	Villanova (1/2)	L	74-77	Houston, Texas	NRG Stadium
2017	April 3	FF- National Championship	Gonzaga (1/1)	W	71-65	Phoenix, Ariz.	University of Phoenix Stadium

**CONSOLATION GAMES (3-2)**

YEAR	DATE	ROUND	OPPONENT (Seeds)	W/L	SCORE	SITE	ARENA
1941	March 22	East Consolation	Dartmouth	L	59-60	Madison, Wis.	Wisconsin Field House
1967	March 25	FF- National Consolation	Houston	L	62-84	Louisville, Ky.	Freedom Hall
1969	March 22	FF- National Consolation	Drake	L	84-104	Louisville, Ky.	Freedom Hall
1972	March 25	FF- National Consolation	Louisville	W	105-91	Los Angeles, Calif.	Sports Arena
1975	March 22	East Consolation	Boston College	W	110-90	Providence, R.I.	Providence Civic Center





## NCAA TOURNAMENT




### North Carolina Game-by-Game Statistics

DATE	OPPONENT	RD	UNC W/L	UNC PTS	FG	FG%	1st FG%	2nd FG%	3FG	3FG%	FT	FT%	O-D-REB	PF	A	TO	B	ST
Head Coach: Bill Lange (NCAA Tournament Record at UNC-- 0-2)																		
3-21-41	Pittsburgh	E-sf	L	20	9						2-8	.250		9				
3-22-41	Dartmouth	E-con	L	59	23						13-17	.765		12				
Head Coach: Ben Carnevale (NCAA Tournament Record at UNC-- 2-1)																		
3-21-46	NYU	E-sf	W	57	24-52	.462					9-18	.500		23				
3-23-46	Ohio State	E-f	W (OT)	60	23-91	.253					14-29	.483						
3-26-46	Oklahoma A&M	FF-nc	L	40	13						14-21	.667						
Head Coach: Frank McGuire (NCAA Tournament record at UNC-- 5-1)																		
3-12-57	Yale	E-1	W	90	31-58	.534					28-40	.700		43	18			
3-15-57	Canisius	E-sf	W	87	30-60	.500					27-37	.730		45	19			
3-16-57	Syracuse	E-f	W	67	17-47	.362					33-45	.733		47	16			
3-22-57	Michigan State	FF-sf	W (3 OT)	74	28-89	.315					18-26	.692		54	22			
3-23-57	Kansas	FF-nc	W (3 OT)	54	21-45	.467					12-22	.545		36	21			
3-10-59	Navy	E-1	L	63	23-70	.329					17-23	.739		44	25			
Head Coach: Dean Smith (NCAA Tournament Record at UNC-- 65-27)																		
3-17-67	Princeton	E-sf	W (OT)	78	23-64	.359					32-43	.744		64	17	10	13	
3-18-67	Boston College	E-f	W	96	35-63	.556					26-32	.813		41	16	22	10	
3-24-67	Dayton	FF-sf	L	62	26-72	.361	.281	.425			10-12	.833		43	22	7	13	
3-25-67	Houston	FF-con	L	62	24-85	.282	.244	.318			14-25	.560		52	19	10	15	
3-15-68	St. Bonaventure	E-sf	W	91	37-71	.521	.514	.527			17-26	.654		53	22	14	21	
3-16-68	Davidson	E-f	W	70	27-62	.435	.393	.482			16-23	.696		38	16	12	14	
3-22-68	Ohio State	FF-sf	W	80	33-71	.465					14-20	.700		53	14			
3-23-68	UCLA	FF-nc	L	55	22-63	.349					11-19	.579		35	17	11	23	
3-13-69	Duquesne	E-sf	W	79	28-61	.459	.486	.423			23-33	.697		37	15	14	20	
3-15-69	Davidson	E-f	W	87	35-65	.538	.571	.500			17-22	.773		32	18	16	16	
3-20-69	Purdue	FF-sf	L	65	25-62	.403					15-25	.600	13-24-37	18	15	26		
3-22-69	Drake	FF-con	L	84	32-68	.471					20-31	.645	24-23-47	17	12	36		
3-16-72	South Carolina	E-sf	W	92	31-65	.477					30-40	.750		52	23	19	18	
3-18-72	Penn	E-f	W	73	25-48	.521					23-29	.793		35	18	16	17	
3-23-72	Florida State	FF-sf	L	75	29-70	.414	.444	.395			17-25	.680		51	27	20	26	
3-25-72	Louisville	FF-con	W	105	36-59	.610	.645	.571			33-44	.750		46	24	25	30	
3-15-75	New Mexico State	E-1	W	93	37-61	.607	.615	.600			19-24	.792		26	17	25	18	5 15
3-20-75	Syracuse	E-sf	L	76	32-49	.653	.667	.636			12-15	.800		27	18	23	22	4 2
3-22-75	Boston College	E-con	W	110	44-77	.571	.600	.548			22-28	.786		52	18	36	23	0 2
3-13-76	Alabama	ME-1	L	64	27-73	.370	.333	.400			10-12	.833		36	21	21	17	2 16
3-12-77	Purdue	E-1	W	69	28-59	.475	.462	.500			13-19	.684		33	17	17	13	4 5
3-17-77	Notre Dame	E-sf	W	79	31-70	.443	.417	.471			17-19	.895		27	21	26	8	1 10
3-19-77	Kentucky	E-f	W	79	23-38	.605	.643	.500			33-36	.917		26	22	18	8	6 5
3-26-77	UNLV	FF-sf	W	84	33-56	.589	.528	.700			18-28	.643		41	11	19	27	1 8
3-28-77	Marquette	FF-nc	L	59	24-51	.471	.414	.545			11-16	.688		28	24	16	14	1 6
3-11-78	San Francisco	W-1	L	64	30-71	.423	.441	.405			4-6	.667		27	17	15	7	4 12
3-11-79	Penn (1/9)	E-2	L	71	29-59	.492	.542	.457			13-18	.722		33	23	15	18	2 6
3-9-80	Texas A&M (3/6)	MW-2	L (2 OT)	61	23-64	.359	.423	.316			15-24	.625		42	36	4	16	2 6
3-15-81	Pittsburgh (2/10)	W-2	W	74	27-46	.587					20-27	.741	22-13-35	19	12	20	4	5
3-19-81	Utah (2/3)	W-sf	W	61	23-43	.535	.423	.706			15-24	.625		34	17	16	18	7 3
3-21-81	Kansas State (2/8)	W-f	W	82	33-61	.541	.576	.500			16-19	.842		40	16	20	8	2 6
3-28-81	Virginia (2/1)	FF-sf	W	78	25-47	.532	.381	.654			28-37	.757		31	16	11	11	3 5
3-30-81	Indiana (2/3)	FF-nc	L	50	20-47	.426	.500	.360			10-16	.625		29	23	12	19	2 9
3-13-82	James Madison (1/9)	E-2	W	52	20-38	.526	.591	.438			12-23	.522		20	15	10	12	2 5
3-19-82	Alabama (1/4)	E-sf	W	74	24-43	.558	.535	.600			26-31	.839		25	14	17	12	0 3
3-21-82	Villanova (1/3)	E-f	W	70	25-44	.568	.417	.750			20-24	.833		20	12	21	13	5 5
3-27-82	Houston (1/6)	FF-sf	W	68	26-44	.591	.481	.765			16-19	.842		26	14	15	15	2 5
3-29-82	Georgetown (1/1)	FF-nc	W	63	25-47	.532	.483	.611			13-22	.591		30	11	14	13	1 7
3-19-83	James Madison (2/10)	E-2	W	68	25-38	.658	.600	.722			18-28	.643		27	13	20	17	7 9
3-25-83	Ohio State (2/3)	E-sf	W	64	21-45	.467	.523	.417			22-25	.880	8-18-26	17	11	10	2	3
3-27-83	Georgia (2/4)	E-f	L	77	31-63	.492	.592	.417			15-17	.882	13-19-32	26	13	10	5	4
3-17-84	Temple (1/8)	E-2	W	77	30-54	.556	.485	.667			17-24	.708		43	16	15	19	10 4
3-22-84	Indiana (1/4)	E-sf	L	68	26-62	.419	.407	.428			16-23	.696		37	27	15	13	2 5
3-14-85	Middle Tenn St (2/15)	SE-1	W	76	28-53	.528	.462	.593			20-27	.741		41	12	12	16	10 3
3-16-85	Notre Dame (2/7)	SE-2	W	60	26-47	.553	.552	.556			8-12	.667		30	18	13	14	3 4
3-22-85	Auburn (2/11)	SE-sf	W	62	25-49	.510	.519	.500			12-18	.667		32	12	16	8	3 2
3-24-85	Villanova (2/8)	SE-f	L	44	20-44	.455	.435	.476			4-7	.571		29	16	11	19	2 3
3-13-86	Utah (3/14)	W-1	W	84	31-54	.574	.600	.552			22-29	.759		29	14	21	11	7 4
3-15-86	UAB (3/6)	W-2	W	77	26-57	.456	.467	.444			25-34	.735		53	25	18	16	4 2
3-20-86	Louisville (3/2)	W-sf	L	79	34-69	.493	.514	.471			11-18	.611		40	26	25	18	1 2
3-12-87	Penn (1/16)	E-1	W	113	36-65	.554	.588	.516	8-20	.400	33-45	.733	19-28-47	21	30	10	4	6
3-14-87	Michigan (1/9)	E-2	W	109	36-65	.554	.606	.500	10-17	.588	27-36	.750	16-26-42	16	18	11	0	6
3-19-87	Notre Dame (1/5)	E-sf	W	74	34-52	.654	.593	.720	1-7	.143	5-9	.556	6-15-21	15	17	10	3	5
3-21-87	Syracuse (1/2)	E-f	L	75	31-64	.484	.371	.556	8-20	.400	5-8	.625	12-20-32	23	18	14	3	4
3-17-88	North Texas State (2/15)	W-1	W	83	30-57	.526	.454	.625	5-11	.454	18-23	.783	11-30-41	15	20	17	1	11
3-19-88	Loyola Marymount (2/10)	W-2	W	123	49-62	.790	.781	.800	6-9	.667	19-27	.704	9-47-56	23	36	26	4	1
3-25-88	Michigan (2/3)	W-sf	W	78	26-52	.500	.321	.708	5-15	.333	21-30	.700	11-20-31	14	17	11	2	6
3-27-88	Arizona (2/1)	W-f	L	52	20-56	.357	.407	.310	6-19	.316	6-8	.750	10-17-27	22	12	12	1	4
3-17-89	Southern (2/15)	SE-1	W	93	40-69	.580	.553	.613	4-11	.364	9-14	.643	15-34-49	14	25	20	3	5
3-19-89	UCLA (2/7)	SE-2	W	88	30-58	.517	.472	.591	7-23	.304	21-30	.700	9-28-37	21	22	7	2	4
3-23-89	Michigan (2/3)	SE-sf	L	87	35-66	.530	.606	.455	7-16	.438	10-15	.667	7-24-31	14	24	14	1	11



DATE	OPPONENT	RD	UNC W/L	PTS	FG	FG%	1st FG%	2nd FG%	3FG	3FG%	FT	FT%	O-D-REB	PF	A	TO	B	ST
3-15-90	SW Missouri State (8/9)	MW-1	W	83	36-64	.562	.571	.552	2-6	.333	9-17	.529	16-21-37	20	16	10	4	8
3-17-90	Oklahoma (8/1)	MW-2	W	79	29-54	.537	.565	.516	7-10	.700	14-19	.736	8-24-32	20	18	17	5	10
3-22-90	Arkansas (8/4)	MW-sf	L	73	26-62	.419	.462	.389	5-17	.294	16-25	.640	40	17	12	19	2	5
3-15-91	Northeastern (1/16)	E-1	W	101	39-67	.582	.625	.543	3-7	.429	20-29	.690	15-32-47	12	25	20	7	9
3-17-91	Villanova (1/9)	E-2	W	84	32-61	.525	.515	.536	6-13	.462	14-21	.667	12-23-35	12	27	16	3	13
3-22-91	Eastern Michigan (1/12)	E-sf	W	93	35-66	.530	.514	.548	6-9	.667	17-23	.739	16-24-40	14	16	12	8	9
3-24-91	Temple (1/10)	E-f	W	75	28-61	.459	.400	.516	7-17	.412	12-14	.857	11-29-40	12	15	7	6	2
3-30-91	Kansas (1/3)	FF-sf	L	73	28-73	.384	.371	.395	3-18	.167	14-23	.609	19-23-42	27	16	15	4	11
3-19-92	Miami (Ohio) (4/13)	SE-1	W	68	22-56	.393	.452	.320	2-8	.250	22-30	.733	17-17-34	13	9	12	4	11
3-21-92	Alabama (4/5)	SE-2	W	64	25-52	.481	.467	.500	0-6	.000	14-21	.667	14-35-49	15	14	23	6	5
3-27-92	Ohio State (4/1)	SE-sf	L	73	27-57	.474	.583	.394	1-8	.125	18-20	.900	13-26-39	17	12	16	5	3
3-18-93	East Carolina (1/16)	E-1	W	85	29-53	.547	.581	.500	5-16	.313	22-27	.815	11-23-34	9	15	8	4	7
3-20-93	Rhode Island (1/8)	E-2	W	112	42-74	.568	.576	.561	6-14	.429	22-30	.733	15-35-50	15	28	11	6	9
3-26-93	Arkansas (1/4)	E-sf	W	80	30-62	.484	.531	.433	4-12	.333	16-26	.615	21-24-45	13	19	12	3	5
3-28-93	Cincinnati (1/2)	E-f	W (OT)	75	27-58	.466	.520	.424	3-8	.375	18-25	.720	16-27-43	15	14	18	5	11
4-3-93	Kansas (1/2)	FF-sf	W	78	28-52	.538	.531	.550	5-7	.714	17-24	.708	14-21-35	13	17	16	1	8
4-5-93	Michigan (1/1)	FF-nc	W	77	27-55	.491	.412	.619	5-11	.455	18-23	.783	10-19-29	10	13	10	4	7
3-18-94	Liberty (1/16)	E-1	W	71	25-57	.439	.357	.517	1-6	.167	20-24	.833	15-34-49	8	12	16	7	9
3-20-94	Boston College (1/9)	E-2	L	72	25-63	.397	.433	.364	4-17	.235	18-23	.783	21-27-48	13	8	14	5	4
3-17-95	Murray State (2/15)	SE-1	W	80	27-51	.529	.516	.550	6-18	.333	20-24	.833	10-28-38	11	12	18	4	5
3-19-95	Iowa State (2/7)	SE-2	W	73	29-56	.518	.500	.529	9-19	.474	6-9	.667	11-24-35	11	9	15	3	6
3-23-95	Georgetown (2/6)	SE-sf	W	74	27-59	.458	.419	.500	7-24	.292	13-21	.619	16-25-41	18	13	12	11	3
3-25-95	Kentucky (2/1)	SE-f	W	74	24-49	.490	.455	.519	4-15	.267	22-28	.786	6-37-43	12	12	20	3	5
4-1-95	Arkansas (2/2)	FF-sf	L	68	21-56	.375	.469	.250	10-28	.357	16-24	.667	12-31-43	13	15	15	5	3
3-15-96	New Orleans (6/11)	E-1	W	83	31-66	.470	.405	.552	10-22	.455	11-15	.733	17-29-46	9	19	8	4	5
3-17-96	Texas Tech (6/3)	E-2	L	73	27-65	.415	.444	.395	7-26	.269	12-18	.667	16-17-33	22	13	10	2	5
3-13-97	Fairfield (1/16)	E-1	W	82	33-64	.516	.379	.629	6-18	.333	10-14	.714	13-15-28	12	22	2	6	6
3-15-97	Colorado (1/9)	E-2	W	73	26-65	.400	.368	.444	5-14	.357	16-24	.667	20-32-52	13	12	15	1	3
3-21-97	California (1/5)	E-sf	W	63	22-49	.449	.458	.440	8-14	.571	11-17	.647	6-28-34	14	14	14	2	6
3-23-97	Louisville (1/6)	E-f	W	97	33-59	.559	.625	.481	6-12	.500	25-30	.833	13-26-39	15	22	12	1	12
3-29-97	Arizona (1/4)	FF-sf	L	58	23-74	.311	.343	.282	4-21	.190	8-10	.800	22-30-52	20	14	17	2	11
<b>Head Coach: Bill Guthridge (NCAA Tournament Record at UNC– 8-3)</b>																		
3-12-98	Navy (1/16)	E-1	W	88	32-63	.508	.500	.514	7-14	.500	17-28	.607	15-42-57	11	18	17	8	6
3-14-98	UNC Charlotte (1/8)	E-2	W (OT)	93	31-64	.484	.448	.481	10-20	.500	21-26	.808	14-20-34	11	17	9	3	6
3-19-98	Michigan State (1/4)	E-sf	W	73	26-59	.441	.471	.400	2-10	.200	19-27	.704	21-30-51	13	11	11	4	1
3-21-98	Connecticut (1/2)	E-f	W	75	31-63	.492	.471	.517	4-14	.286	9-11	.818	14-25-39	10	17	8	5	4
3-28-98	Utah (1/2)	FF-sf	L	59	27-69	.391	.306	.485	3-23	.130	2-7	.286	15-27-42	19	14	8	5	5
3-11-99	Weber State (3/14)	W-1	L	74	28-68	.412	.433	.395	9-21	.429	9-13	.692	15-24-39	16	15	12	4	5
3-17-00	Missouri (8/9)	S-1	W	84	32-71	.451	.459	.441	3-12	.250	17-26	.654	26-29-55	12	16	15	5	5
3-19-00	Stanford (8/1)	S-2	W	60	22-50	.440	.462	.417	4-7	.571	12-19	.632	8-24-32	13	15	8	8	4
3-24-00	Tennessee (8/4)	S-sf	W	74	29-58	.500	.469	.538	4-9	.444	12-17	.706	10-24-34	19	12	14	9	6
3-26-00	Tulsa (8/7)	S-f	W	59	22-50	.440	.542	.346	2-12	.167	13-19	.684	10-30-40	11	11	15	3	8
4-3-00	Florida (8/5)	FF-sf	L	59	20-57	.351	.370	.333	5-22	.227	14-23	.609	14-28-42	22	13	17	5	3
<b>Head Coach: Matt Doherty (NCAA Tournament Record at UNC– 1-1)</b>																		
3-16-01	Princeton (2/15)	S-1	W	70	26-47	.553	.600	.500	3-11	.273	15-18	.833	8-30-38	10	17	16	4	11
3-18-01	Penn State (2/7)	S-2	L	74	30-64	.469	.563	.375	3-17	.176	11-14	.786	16-28-44	17	17	22	5	5

DATE	OPPONENT	RD	UNC W/L	PTS	FG	FG%	1st FG%	2nd FG%	3FG	3FG%	FT	FT%	O-D-REB	PF	A	TO	B	ST
<b>Head Coach: Roy Williams (NCAA Tournament Record at UNC– 45-12)</b>																		
3-18-04	Air Force (6/11)	S-1	W	63	22-53	.415	.323	.545	4-13	.308	15-18	.833	14-21-35	15	12	13	1	10
3-20-04	Texas (6/3)	S-2	L	75	25-65	.385	.400	.367	9-28	.321	16-19	.842	16-20-36	21	14	11	1	6
<b>3-18-05</b>	<b>Oakland (1/16)</b>	<b>E-1</b>	<b>W</b>	<b>96</b>	<b>37-58</b>	<b>.638</b>	<b>.733</b>	<b>.536</b>	<b>12-19</b>	<b>.632</b>	<b>10-19</b>	<b>.526</b>	<b>15-24-39</b>	<b>13</b>	<b>27</b>	<b>15</b>	<b>3</b>	<b>9</b>
<b>3-20-05</b>	<b>Iowa State (1/8)</b>	<b>E-2</b>	<b>W</b>	<b>92</b>	<b>31-65</b>	<b>.477</b>	<b>.432</b>	<b>.536</b>	<b>8-25</b>	<b>.320</b>	<b>22-37</b>	<b>.595</b>	<b>15-36-50</b>	<b>18</b>	<b>20</b>	<b>13</b>	<b>4</b>	<b>14</b>
<b>3-25-05</b>	<b>Villanova (1/5)</b>	<b>E-sf</b>	<b>W</b>	<b>67</b>	<b>20-48</b>	<b>.417</b>	<b>.379</b>	<b>.474</b>	<b>8-19</b>	<b>.421</b>	<b>19-24</b>	<b>.792</b>	<b>12-30-42</b>	<b>24</b>	<b>11</b>	<b>17</b>	<b>3</b>	<b>3</b>
<b>3-27-05</b>	<b>Wisconsin (1/6)</b>	<b>E-f</b>	<b>W</b>	<b>88</b>	<b>34-64</b>	<b>.531</b>	<b>.594</b>	<b>.469</b>	<b>5-16</b>	<b>.313</b>	<b>15-18</b>	<b>.833</b>	<b>12-21-33</b>	<b>15</b>	<b>19</b>	<b>9</b>	<b>5</b>	<b>5</b>
<b>4-2-05</b>	<b>Michigan State (1/5)</b>	<b>FF-sf</b>	<b>W</b>	<b>87</b>	<b>35-71</b>	<b>.493</b>	<b>.417</b>	<b>.571</b>	<b>6-20</b>	<b>.300</b>	<b>11-17</b>	<b>.647</b>	<b>13-38-51</b>	<b>17</b>	<b>18</b>	<b>13</b>	<b>6</b>	<b>5</b>
<b>4-4-05</b>	<b>Illinois (1/1)</b>	<b>FF-nc</b>	<b>W</b>	<b>75</b>	<b>27-52</b>	<b>.519</b>	<b>.552</b>	<b>.478</b>	<b>9-16</b>	<b>.563</b>	<b>12-19</b>	<b>.632</b>	<b>8-26-34</b>	<b>13</b>	<b>12</b>	<b>10</b>	<b>2</b>	<b>4</b>
3-17-06	Murray State (3/14)	E-1	W	69	22-48	.458	.391	.520	5-18	.278	20-25	.800	12-25-37	12	15	17	3	10
3-19-06	George Mason (3/11)	E-2	L	60	23-64	.359	.343	.379	10-30	.333	4-4	1.000	13-27-40	15	16	13	10	3
3-15-07	Eastern Kentucky (1/16)	E-1	W	86	37-57	.649	.667	.630	6-13	.462	6-11	.545	11-27-38	8	24	22	6	7
3-17-07	Michigan State (1/9)	E-2	W	81	25-52	.481	.469	.500	6-16	.375	25-34	.735	14-26-40	17	12	10	3	6
3-23-07	Southern California (1/5)	E-sf	W	74	30-77	.390	.375	.405	2-14	.143	12-17	.706	20-26-46	14	11	9	4	6
3-25-07	Georgetown (1/2)	E-f	L (OT)	84	25-71	.352	.484	.333	5-20	.250	29-34	.853	21-22-43	19	15	9	4	5
3-21-08	Mount St. Mary's (1/16)	E-1	W	113	43-71	.606	.579	.636	7-16	.438	20-25	.800	18-30-48	16	25	9	4	11
3-23-08	Arkansas (1/9)	E-2	W	108	44-65	.677	.613	.735	8-16	.500	12-17	.706	11-21-32	18	28	7	5	3
3-27-08	Washington State (1/4)	E-sf	W	68	25-58	.431	.481	.387	5-15	.333	13-19	.684	14-32-46	16	11	13	5	5
3-29-08	Louisville (1/3)	E-f	W	83	31-58	.534	.581	.481	13-27	.273	18-21	.857	15-18-33	17	16	14	0	9
4-5-08	Kansas (1/1)	FF-sf	L	66	24-67	.358	.290	.417	5-24	.208	13-15	.867	13-20-33	14	7	18	3	7
<b>3-19-09</b>	<b>Radford (1/16)</b>	<b>S-1</b>	<b>W</b>	<b>101</b>	<b>38-84</b>	<b>.452</b>	<b>.500</b>	<b>.405</b>	<b>5-14</b>	<b>.357</b>	<b>20-24</b>	<b>.833</b>	<b>20-39-59</b>	<b>13</b>	<b>17</b>	<b>12</b>	<b>8</b>	<b>11</b>
<b>3-21-09</b>	<b>LSU (1/8)</b>	<b>S-2</b>	<b>W</b>	<b>84</b>	<b>32-59</b>	<b>.542</b>	<b>.516</b>	<b>.571</b>	<b>6-13</b>	<b>.462</b>	<b>14-18</b>	<b>.778</b>	<b>11-21-32</b>	<b>9</b>	<b>13</b>	<b>10</b>	<b>5</b>	<b>11</b>
<b>3-27-09</b>	<b>Gonzaga (1/4)</b>	<b>S-sf</b>	<b>W</b>	<b>98</b>	<b>36-68</b>	<b>.529</b>	<b>.594</b>	<b>.472</b>	<b>11-19</b>	<b>.579</b>	<b>15-27</b>	<b>.556</b>	<b>11-31-42</b>	<b>17</b>	<b>23</b>	<b>9</b>	<b>4</b>	<b>8</b>
<b>3-29-09</b>	<b>Oklahoma (1/2)</b>	<b>S-f</b>	<b>W</b>	<b>72</b>	<b>26-51</b>	<b>.510</b>	<b>.433</b>	<b>.619</b>	<b>5-14</b>	<b>.357</b>	<b>15-16</b>	<b>.938</b>	<b>6-21-27</b>	<b>19</b>	<b>13</b>	<b>12</b>	<b>2</b>	<b>9</b>
<b>4-4-09</b>	<b>Villanova (1/3)</b>	<b>FF-sf</b>	<b>W</b>	<b>83</b>	<b>25-62</b>	<b>.403</b>	<b>.485</b>	<b>.310</b>	<b>11-22</b>	<b>.500</b>	<b>22-37</b>	<b>.595</b>	<b>14-34-48</b>	<b>20</b>	<b>16</b>	<b>12</b>	<b>6</b>	<b>6</b>
<b>4-6-09</b>	<b>Michigan State (1/2)</b>	<b>FF-nc</b>	<b>W</b>	<b>89</b>	<b>28-61</b>	<b>.459</b>	<b>.529</b>	<b>.370</b>	<b>5-12</b>	<b>.417</b>	<b>28-40</b>	<b>.700</b>	<b>11-24-35</b>	<b>22</b>	<b>13</b>	<b>7</b>	<b>0</b>	<b>9</b>
3-18-11	Long Island (2/15)	E-1	W	102	34-67	.507	.528	.484	3-17	.176	31-42	.738	12-42-54	19	21	18	10	3
3-20-11	Washington (2/7)	E-2	W	86	31-66	.470	.444	.500	6-12	.500	18-23	.783	12-25-37	9	18	9	5	7
3-25-11	Marquette (2/11)	E-sf	W	81	31-74	.419	.450	.382	5-16	.313	14-21	.667	22-26-48	16	15	7	8	11
3-27-11	Kentucky (2/4)	E-f	L	69	27-62	.435	.367	.500	3-16	.188	12-15	.800	11-25-36	17	13	13	5	9
3-16-12	Vermont (1/16)	MW-1	W	77	27-65	.415	.414	.416	5-18	.278	18-24	.750	15-22-37	10	14	11	6	14
3-18-12	Creighton (1/8)	MW-2	W	87	33-65	.508	.545	.469	8-16	.500	13-19	.684	11-33-44	8	16	9	9	4
3-23-12	Ohio (1/13)	MW-sf	W (OT)	73	26-65	.400	.400	.387	7-22	.318	14-24	.583	22-41-63	13	18	24	8	4
3-25-12	Kansas (1/2)	MW-f	L	67	28-64	.438	.636	.226	2-17	.118	9-12	.750	8-27-35	17	18	10	6	5
3-22-13	Villanova (8/9)	S-1	W	78	24-49	.490	.500	.480	11-21	.524	19-27	.704	6-22-28	14	18	17	2	10
3-24-13	Kansas (8/1)	S-2	L	58	22-73	.301	.262	.355	6-21	.286	8-10	.800	16-20-36	19	10	11	1	15
3-21-14	Providence (6/11)	E-1	W	79	33-71	.465	.447	.485	4-15	.267	9-13	.692	21-19-40	19	15	9	4	7
3-23-14	Iowa State (6/3)	E-2	L	83	33-70	.471	.400	.543	8-20	.400	9-15	.600	12-26-38	21	10	12	4	8
3-19-15	Harvard (4/13)	W-1	W	67	27-49	.551	.560	.542	5-7	.714	8-13	.615	12-23-35	18	14	17	2	2
3-21-15	Arkansas (4/5)	W-2	W	87	27-60	.450	.400	.550	4-10	.400	29-37	.784	17-25-42	25	14	16	3	13
3-26-15	Wisconsin (4/1)	W-sf	L	72	26-56	.464	.500	.429	8-13	.615	12-18	.667	9-19-28	20	12	4	1	3
3-17-16	Florida Gulf Coast (1/16)	E-1	W	83	31-73	.425	.412	.436	7-21	.333	14-19	.737	18-23-41	19	13	7	10	8
3-19-16	Providence (1/9)	E-2	W	85	31-59	.525	.452	.607	4-14	.286	19-21	.905	13-29-42	19	12	15	4	5
3-25-16	Indiana (1/5)	E-sf	W	101	32-62	.516	.621	.424	11-20	.550	26-33	.788	15-22-37	22	20	9	5	7
3-27-16	Notre Dame (1/6)	E-f	W	88	32-52	.615	.640	.593	4-13	.308	20-24	.833	13-19-32	17	17	6	1	4
4-2-16	Syracuse (1/10)	FF-sf	W	83	35-65	.538	.486	.600	4-17	.235	9-11	.818	16-27-43	12	18	12	5	6
4-4-16	Villanova (1/2)	FF-f	L	74	27-63	.429	.536	.343	11-17	.647	9-13	.692	16-20-36	20	16	11	3	5
<b>3-17-17</b>	<b>Texas Southern (1/16)</b>	<b>S-1</b>	<b>W</b>	<b>103</b>	<b>38-75</b>	<b>.507</b>	<b>.462</b>	<b>.556</b>	<b>8-22</b>	<b>.364</b>	<b>19-26</b>	<b>.731</b>	<b>20-34-54</b>	<b>13</b>	<b>18</b>	<b>10</b>	<b>4</b>	<b>6</b>
<b>3-19-17</b>	<b>Arkansas (1/8)</b>	<b>S-2</b>	<b>W</b>	<b>72</b>	<b>24-63</b>	<b>.381</b>	<b>.333</b>	<b>.458</b>	<b>5-17</b>	<b>.294</b>	<b>19-25</b>	<b>.760</b>	<b>18-27-45</b>	<b>10</b>	<b>15</b>	<b>17</b>	<b>4</b>	<b>13</b>
<b>3-24-17</b>	<b>Butler (1/4)</b>	<b>S-sf</b>	<b>W</b>	<b>92</b>	<b>31-57</b>	<b>.544</b>	<b>.529</b>	<b>.565</b>	<b>9-24</b>	<b>.375</b>	<b>21-33</b>	<b>.636</b>	<b>10-28-38</b>	<b>21</b>	<b>22</b>	<b>10</b>	<b>1</b>	<b>7</b>
<b>3-26-17</b>	<b>Kentucky (1/2)</b>	<b>S-f</b>	<b>W</b>	<b>75</b>	<b>27-58</b>	<b>.466</b>	<b>.500</b>	<b>.429</b>	<b>3-15</b>	<b>.200</b>	<b>18-26</b>	<b>.692</b>	<b>13-31-44</b>	<b>18</b>	<b>17</b>	<b>16</b>	<b>9</b>	<b>7</b>
<b>4-1-17</b>	<b>Oregon (1/3)</b>	<b>FF-sf</b>	<b>W</b>	<b>77</b>	<b>25-68</b>	<b>.368</b>	<b>.400</b>	<b>.333</b>	<b>8-21</b>	<b>.381</b>	<b>19-27</b>	<b>.704</b>	<b>17-26-43</b>	<b>22</b>	<b>16</b>	<b>11</b>	<b>3</b>	<b>7</b>
<b>4-3-17</b>	<b>Gonzaga (1/1)</b>	<b>FF-f</b>	<b>W</b>	<b>71</b>	<b>26-73</b>	<b>.356</b>	<b>.306</b>	<b>.405</b>	<b>4-27</b>	<b>.148</b>	<b>15-26</b>	<b>.577</b>	<b>15-31-46</b>	<b>22</b>	<b>15</b>	<b>4</b>	<b>8</b>	<b>7</b>
3-16-18	Lipscomb (2/15)	W-1	W	84	31-60	.517	.548	.483	9-22	.409	13-18	.722	10-37-47	17	19	18	2	8
3-18-18	Texas A&M (2/7)	W-2	L	65	26-78	.333	.333	.333	6-31	.194	7-7	1.000	9-27-36	20	17	6	0	7
3-22-19	Iona (1/16)	MW-1	W	88	35-75	.467	.325	.629	7-22	.318	11-15	.733	20-32-52	16	16	12	0	3
3-24-19	Washington (1/9)	MW-2	W	81	32-63	.508	.516	.500	9-21	.429	8-10	.800	15-33-48	13	18	15	1	5
3-29-19	Auburn (1/5)	MW-sf	L	80	28-65	.431	.438	.424	7-28	.250	17-22	.773	14-26-40	16	16	14	2	7





## NCAA TOURNAMENT SINGLE-GAME HIGHS/LOWS

### MOST POINTS

123 vs. Loyola Marymount, 1988 West 2nd  
113 vs. Mount St. Mary's, 2008 East 1st  
113 vs. Pennsylvania, 1987 East 1st  
112 vs. Rhode Island, 1993 East 2nd  
110 vs. Boston College, 1975 East 3rd Place

### FEWEST POINTS

20 vs. Pittsburgh, 1941 East Semifinal  
40 vs. Oklahoma A&M, 1946 NCAA Final  
44 vs. Villanova, 1985 Southeast Final  
50 vs. Indiana, 1981 NCAA Final  
52 vs. Arizona, 1988 West Final  
52 vs. James Madison, 1982 East 2nd

### MOST POINTS IN A HALF

65 vs. Loyola Marymount (1st), 1988 West 2nd  
62 vs. Rhode Island (2nd), 1993 East 2nd  
60 vs. Mount St. Mary's (1st), 2008 East 1st  
60 vs. Michigan (1st), 1987 East 1st  
59 vs. Oakland (1st), 2005 East 1st

### FEWEST POINTS IN A HALF

8 vs. Pittsburgh (2nd half), 1941 East Semifinal  
12 vs. Pittsburgh (1st half), 1941 East Semifinal  
17 vs. Kansas (2nd), 1957 NCAA Final (3 OT)  
17 vs. Oklahoma A&M (1st), 1946 NCAA Final  
19 vs. Ohio State (1st), 1946 East Final (OT)

### LARGEST WINNING MARGIN

45 vs. Rhode Island (112-67), 1993 East 2nd  
43 vs. Radford (101-58), 2009 South 1st  
39 vs. Texas Southern (103-64), 2017 South 1st  
39 vs. Mount St. Mary's (113-74), 2008 East 1st  
36 vs. Navy (88-52), 1998 East 1st

### LARGEST MARGIN IN A LOSS

27 vs. Purdue (65-92), 1969 NCAA Semifinal  
23 vs. Arkansas (73-96), 1990 Midwest Semifinal  
23 vs. UCLA (55-78), 1968 NCAA Final  
22 vs. Houston (62-84), 1967 NCAA 3rd Place  
21 vs. Texas A&M (65-86), 2018 West 2nd

### MOST POINTS, BOTH TEAMS COMBINED

220 – UNC 123, Loyola Marymount 97, 1988 West 2nd  
206 – UNC 109, Michigan 97, 1987 East 2nd  
200 – UNC 110, Boston College 90, 1975 East 3rd Place  
196 – UNC 105, Louisville 91, 1972 NCAA 3rd Place  
195 – UNC 113, Penn 82, 1987 East 1st

### FEWEST POINTS, BOTH TEAMS COMBINED

46 – Pittsburgh 26, UNC 20, 1941 East Semifinal  
83 – Oklahoma A&M 43, UNC 40, 1946 NCAA Final  
100 – Villanova 56, UNC 44, 1985 Southeast Final  
102 – UNC 52, James Madison 50, 1982 East 2nd  
106 – UNC 57, NYU 49, 1946 East Semifinal

### MOST FIELD GOALS

49 vs. Loyola Marymount, 1988 West 2nd  
44 vs. Arkansas, 2008 East 2nd  
44 vs. Boston College, 1975 East 3rd Place  
43 vs. Mount St. Mary's, 2008 East 1st  
42 vs. Rhode Island, 1993 East 2nd

### FEWEST FIELD GOALS

13 vs. Oklahoma A&M, 1946 NCAA Final  
17 vs. Syracuse, 1957 East Final  
20 vs. Villanova, 2005 East Semifinal  
20 vs. Arizona, 1988 West Final  
20 vs. Villanova, 1985 Southeast Final  
20 vs. James Madison, 1982 East 2nd  
20 vs. Indiana, 1981 NCAA Final

### MOST FIELD GOALS ATTEMPTED

91 vs. Ohio State, 1946 East Final (OT)  
88 vs. Michigan State, 1957 NCAA Semifinal (3 OT)  
85 vs. Houston, 1967 NCAA 3rd Place  
84 vs. Radford, 2009 South 1<sup>st</sup>  
78 vs. Texas A&M, 2018 West 2nd

### FEWEST FIELD GOALS ATTEMPTED

38 vs. James Madison, 1983 East 2nd  
38 vs. James Madison, 1982 East 2nd  
38 vs. Kentucky, 1977 East Final  
43 vs. Alabama, 1982 East Semifinal  
43 vs. Utah, 1981 West Semifinal

### HIGHEST FIELD GOAL PERCENTAGE

.790 vs. Loyola Marymount (49-62), 1988 West 2nd  
.677 vs. Arkansas (44-65), 2008 East 2nd  
.658 vs. James Madison (25-38), 1983 East 2nd  
.654 vs. Notre Dame (34-52), 1987 East Semifinal  
.653 vs. Syracuse (32-49), 1975 East Semifinal

### LOWEST FIELD GOAL PERCENTAGE

.253 vs. Ohio State (23-91), 1946 East Final (OT)  
.282 vs. Houston (24-85), 1967 NCAA 3rd Place  
.301 vs. Kansas (22-73), 2013 South 2nd  
.311 vs. Arizona (23-74), 1997 NCAA Semifinal  
.318 vs. Michigan State (28-88), 1957 NCAA Semifinal

### HIGHEST FIELD GOAL PERCENTAGE IN A HALF (70 percent or higher)

.800 vs. Loyola Marymount, 2nd half (24-30),  
1988 West 2nd  
.781 vs. Loyola Marymount, 1st half (25-32),  
1988 West 1st  
.765 vs. Houston, 2nd half (13-17),  
1982 NCAA Semifinal  
.750 vs. Villanova, 2nd half (15-20), 1982 East Final  
.735 vs. Arkansas, 2nd half (25-34), 2008 East 2nd  
.733 vs. Oakland, 1st half (22-30), 2005 East 1st  
.722 vs. James Madison, 2nd half (13-18),  
1983 East 2nd  
.720 vs. Notre Dame, 2nd half, 1987 East Semifinal  
.706 vs. Utah, 2nd half, 1981 West Semifinal  
.700 vs. UNLV, 2nd half, 1977 NCAA Semifinal

### LOWEST FIELD GOAL PERCENTAGE IN A HALF

.226 vs. Kansas, 2nd half (7 of 31), 2012 Midwest Final  
.244 vs. Houston, 1st half (10 of 41), 1967 NCAA 3rd Place  
.250 vs. Arkansas, 2nd half (6 of 24), 1995 NCAA Semifinal  
.262 vs. Kansas, 1st half (11 of 42), 2013 South 2nd  
.281 vs. Dayton, 1st half (9 of 32), 1967 NCAA Semifinal

### MOST THREE-POINT FIELD GOALS MADE

12 vs. Oakland, 2005 Syracuse 1st  
11 vs. Villanova, 2016 NCAA Final  
11 vs. Indiana, 2016 East Semifinal  
11 vs. Villanova, 2013 South 2nd  
11 vs. Villanova, 2009 NCAA Semifinal  
11 vs. Gonzaga, 2009 South Semifinal  
10 vs. George Mason, 2006 East 2nd  
10 vs. UNC Charlotte, 1998 (OT)  
10 vs. New Orleans, 1996 East 1st  
10 vs. Arkansas, 1995 NCAA Semifinal  
10 vs. Michigan, 1987 East 2nd

### FEWEST THREE-POINT FIELD GOALS MADE

0 vs. Alabama, 1992 Southeast 2nd (0 for 6)  
1 vs. Liberty, 1994 East 1st  
1 vs. Ohio State, 1992 Southeast Semifinal  
1 vs. Notre Dame, 1987 East Semifinal  
2 vs. Kansas, 2012 Midwest Final  
2 vs. Southern California, 2007 East Semifinal  
2 vs. Tulsa, 2000 South Final  
2 vs. Michigan State, 1998 East Semifinal  
2 vs. Miami (Ohio), 1992 Southeast 1st

### MOST THREE-POINT FIELD GOAL ATTEMPTS

31 vs. Texas A&M, 2018 West 2nd  
30 vs. George Mason, 2006 East 2nd  
28 vs. Auburn, 2019 Midwest Semifinal  
28 vs. Texas, 2004 South 2nd  
28 vs. Arkansas, 1995 NCAA Semifinal

### FEWEST THREE-POINT FIELD GOAL ATTEMPTS

6 vs. Liberty, 1994 East 1st  
6 vs. Alabama, 1992 Southeast 2nd  
6 vs. SW Missouri State, 1990 Midwest 1st  
7 vs. Harvard, 2015 West 1st  
7 vs. Stanford, 2000 South 2nd  
7 vs. Kansas, 1993 NCAA Semifinal  
7 vs. Northeastern, 1991 East 1st  
7 vs. Notre Dame, 1987 East Semifinal

### HIGHEST THREE-POINT FG PERCENTAGE (min. 10 made)

.647 vs. Villanova (11-17), 2016 NCAA Final  
.632 vs. Oakland (12-19), 2005 East 1st  
.588 vs. Michigan (10-17), 1987 East 2nd  
.579 vs. Gonzaga (11-19), 2009 South Semifinal  
.550 vs. Indiana (11-20), 2016 East Semifinal

### HIGHEST THREE-POINT FG PERCENTAGE (min. 7 attempts)

.714 vs. Harvard (5-7), 2015 West 1st  
.714 vs. Kansas (5-7), 1993 NCAA Semifinal  
.700 vs. Oklahoma (7-10), 1990 Midwest 2nd  
.667 vs. Eastern Michigan (6-9), 1991 East Semifinal  
.667 vs. Loyola Marymount (6-9), 1988 West 2nd

### LOWEST THREE-POINT FG PERCENTAGE (min. 10 attempts)

.118 vs. Kansas (2-17), 2012 Midwest Final  
.130 vs. Utah (3-23), 1998 NCAA Semifinal  
.143 vs. Southern California (2-14), 2007 East Semifinal  
.148 vs. Gonzaga (4-27), 2017 NCAA Final  
.167 vs. Tulsa (2-12), 2000 South Final  
.167 vs. Kansas (3-18), 1991 NCAA Semifinal

### MOST FREE THROWS MADE

33 vs. Pennsylvania, 1987 East 1st  
33 vs. Kentucky, 1977 East Final  
33 vs. Louisville, 1972 NCAA 3rd Place  
33 vs. Syracuse, 1957 East Final  
32 vs. Princeton, 1967 East Semifinal

### FEWEST FREE THROWS MADE

2 vs. Utah, 1998 NCAA Semifinal  
4 vs. George Mason, 2006 East 2nd  
4 vs. Villanova, 1985 Southeast Final  
4 vs. San Francisco, 1978 West 1st  
5 vs. Syracuse, 1987 East Final  
5 vs. Notre Dame, 1987 East Semifinal

### MOST FREE THROWS ATTEMPTED

45 vs. Pennsylvania, 1987 East 1st  
45 vs. Syracuse, 1957 East Final  
44 vs. Louisville, 1972 NCAA 3rd Place  
43 vs. Princeton, 1967 East Semifinal (OT)  
42 vs. Long Island, 2011 East 1st

### FEWEST FREE THROWS ATTEMPTED

4 vs. George Mason, 2006 East 2nd  
6 vs. San Francisco, 1978 West 2nd  
7 vs. Texas A&M, 2018 West 2nd  
7 vs. Utah, 1998 NCAA Semifinal  
7 vs. Villanova, 1985 Southeast Final

### HIGHEST FREE THROW PERCENTAGE (min. 10 attempts)

.938 vs. Oklahoma (15-16), 2009 South Final  
.917 vs. Kentucky (33-36), 1977 East Final  
.905 vs. Providence (19-21), 2016 East 2nd  
.900 vs. Ohio State (18-20), 1992 Southeast Semifinal  
.895 vs. Notre Dame (17-19), 1977 East Semifinal

### LOWEST FREE THROW PERCENTAGE (min. 10 attempts)

.483 vs. Ohio State (14-29), 1946 East Final (OT)  
.522 vs. James Madison (12-23), 1982 East 2nd  
.526 vs. Oakland (10-19), 2005 East 1st  
.529 vs. SW Missouri State (9-17), 1990 Midwest 1st  
.529 vs. UCLA (11-19), 1968 NCAA Final

### LOWEST FREE THROW PERCENTAGE (min. 30 attempts)

.595 vs. Villanova (22-37), 2009 NCAA Semifinal  
.595 vs. Iowa State (22-37), 1995 Southeast 2nd



#### **MOST REBOUNDS**

64 vs. Princeton, 1967 East Semifinal (OT)  
63 vs. Ohio, 2012 Midwest Semifinal (OT)  
59 vs. Radford, 2009 South 1st  
57 vs. Navy, 1998 East 1st  
56 vs. Loyola Marymount, 1988 West 2nd

#### **FEWEST REBOUNDS**

20 vs. James Madison, 1982 East 2nd  
21 vs. Notre Dame, 1987 East Semifinal  
25 vs. Alabama, 1982 East Semifinal  
26 vs. Ohio State, 1983 East Semifinal  
26 vs. Houston, 1982 NCAA Semifinal  
26 vs. Kentucky, 1977 East Semifinal  
26 vs. New Mexico State, 1975 East 1st

#### **LARGEST REBOUND MARGIN**

33 vs. Ohio (63-30), 2012 Midwest Semifinal (OT)  
27 vs. Texas Southern (54-27), 2017 South 1st  
26 vs. Iona (52-26), 2019 Midwest 1st  
26 vs. Mount St. Mary's (48-22), 2008 East 1st  
25 vs. Missouri (55-30), 2000 South 1st

#### **MOST PERSONAL FOULS**

36 vs. Texas A&M, 1980 Midwest 2nd (2 OT)  
27 vs. Kansas, 1991 NCAA Semifinal  
27 vs. Indiana, 1984 East Semifinal  
27 vs. Florida State, 1972 NCAA Semifinal  
26 vs. Louisville, 1986 West Semifinal  
26 vs. Georgia, 1983 East Final

#### **FEWEST PERSONAL FOULS**

8 vs. Creighton, 2012 Midwest 2nd  
9 vs. Washington, 2011 East 2nd  
10 vs. Arkansas, 2017 South 1st  
10 vs. Vermont, 2012 Midwest 1st  
12 vs. Syracuse, 2016 NCAA Semifinal  
12 vs. Villanova, 2013 South 2nd  
12 vs. Louisville, 1997 East Final  
12 vs. San Francisco, 1978 West 1st

#### **MOST ASSISTS**

36 vs. Loyola Marymount, 1988 West 2nd  
36 vs. Boston College, 1975 East 3rd Place  
30 vs. Penn, 1987 East 1st  
28 vs. Arkansas, 2008 East 2nd  
28 vs. Rhode Island, 1993 East 2nd

#### **FEWEST ASSISTS**

4 vs. Texas A&M, 1980 Midwest 2nd (2 OT)  
7 vs. Kansas, 2008 NCAA Semifinal  
7 vs. Dayton, 1967 NCAA Semifinal  
8 vs. Boston College, 1994 East 2nd  
9 vs. Iowa State, 1995 Southeast 2nd  
9 vs. Miami (Ohio), 1992 Southeast 1st

#### **MOST TURNOVERS**

36 vs. Drake, 1969 NCAA 3rd Place  
30 vs. Louisville, 1972 NCAA 3rd Place  
27 vs. UNLV, 1977 NCAA Semifinal  
26 vs. Loyola Marymount, 1988 West 2nd  
26 vs. Florida State, 1972 NCAA Semifinal  
26 vs. Purdue, 1969 NCAA Semifinal

#### **FEWEST TURNOVERS**

2 vs. Fairfield, 1997 East 2nd  
4 vs. Gonzaga, 2017 NCAA Final  
4 vs. Wisconsin, 2015 West Semifinal  
6 vs. Texas A&M, 2018 West 2nd  
6 vs. Notre Dame, 2016 East Final

#### **MOST BLOCKED SHOTS**

11 vs. Georgetown, 1995 Southeast Semifinal  
10 vs. Florida Gulf Coast, 2016 East 1st  
10 vs. Long Island, 2011 East 1st  
10 vs. George Mason, 2006 East 2nd  
10 vs. Middle Tennessee State, 1985 Southeast 1st  
10 vs. Temple, 1984 East 2nd

#### **FEWEST BLOCKED SHOTS**

0 seven times (last: vs. Iona, 2019 Midwest 1st)

#### **MOST STEALS**

16 vs. Alabama, 1976 Mideast 1st  
15 vs. Kansas, 2013 South 2nd  
15 vs. New Mexico State, 1975 East 1st  
14 vs. Vermont, 2012 Midwest 1st  
14 vs. Iowa State, 1995 Southeast 2nd

#### **FEWEST STEALS**

1 vs. Michigan State, 1998 East Semifinal  
1 vs. Loyola Marymount, 1988 West 2nd

#### **MOST OVERTIMES PLAYED**

3 vs. Kansas, 1957 NCAA Final (UNC won, 54-53)  
3 vs. Michigan State, 1957 NCAA Semifinal (UNC won, 74-70)  
2 vs. Texas A&M, 1980 Midwest 2nd (Texas A&M won, 61-78)

#### **LARGEST HALFTIME LEAD**

29 vs. Rhode Island, 1993 East 2nd  
(UNC led 50-21, won 112-67)  
26 vs. Oakland, 2005 East 1st  
(UNC led 59-33, won 96-68)  
25 vs. Texas Southern, 2017 South 1st  
(UNC 52, TSU 27, won 103-64)  
25 vs. Marquette, 2011 East Semifinal  
(UNC led 40-15, won 81-63)  
25 vs. Arkansas, 2008 East 2nd  
(UNC led 51-26, won 108-77)  
25 vs. Loyola Marymount, 1988 West 2nd  
(UNC led 65-40, won, 123-97)

#### **LARGEST HALFTIME DEFICIT**

19 vs. Houston, 1967 NCAA 3rd Place  
(Houston led 23-42, won 62-84)  
17 vs. Kansas, 2008 NCAA Semifinal  
(KU led 27-44, won 66-84)  
14 vs. Texas A&M, 2018 West 2nd  
(A&M led 28-42, won 65-86)  
13 vs. Utah, 1998 NCAA Semifinal  
(Utah led 22-35, won 59-65)  
13 vs. Florida State, 1972 NCAA 3rd Place  
(FSU led 32-45, won 75-79)

#### **LARGEST HALFTIME DEFICIT IN A CAROLINA WIN**

10 vs. Notre Dame, 1977 East Semifinal  
(ND led 30-40, UNC won 79-77)  
9 vs. Southern California, 2007 East Semifinal  
(USC led 33-42, UNC won 74-64)  
8 vs. UCLA, 1989 Southeast Semifinal  
(UCLA led 44-52, UNC won 88-81)  
7 vs. Fairfield, 1997 East 1st  
(Fairfield led 28-35, UNC won 82-74)  
6 vs. Davidson, 1968 East Final  
(Davidson led 28-34, UNC won 70-66)

#### **LARGEST HALFTIME LEAD IN A CAROLINA LOSS**

9 vs. Kansas, 2013 South 3rd  
(UNC led 30-21, Kansas won 58-70)  
7 vs. George Mason, 2006 East 2nd  
(UNC led 27-20, GMU won 60-65)  
6 vs. Georgetown, 2007 East Final  
(UNC led 50-44, Georgetown won 84-96)  
5 vs. Villanova, 2016 NCAA Final  
(UNC led 39-34, Villanova won 74-77)  
5 vs. Ohio State, 1992 Southeast Semifinal  
(UNC led 37-32, OSU won 73-80)  
5 vs. Villanova, 1985 Southeast Final  
(UNC led 22-17, Villanova won 44-56)

#### **TAR HEEL PLAYER SINGLE-GAME BESTS**

##### **POINTS (30 or more)**

39 – Al Wood vs. Virginia, 1981 NCAA Semifinal  
39 – Lennie Rosenbluth vs. Canisius, 1957 East Semifinal  
36 – Mitch Kupchak vs. Boston College, 1975 East 3rd Place  
35 – Charlie Scott vs. Drake, 1969 NCAA 3rd Place  
33 – Tyler Hansbrough vs. Michigan State, 2007 East 2nd  
32 – Tyler Zeller vs. Long Island, 2011 East 1st  
32 – Shammond Williams vs. UNC Charlotte, 1998 East 2nd (OT)  
32 – Charlie Scott vs. Davidson, 1969 East Final  
31 – J.R. Reid vs. Notre Dame, 1987 East Semifinal  
31 – Mike O'Koren vs. UNLV, 1977 NCAA Semifinal  
31 – Bobby Lewis vs. Boston College, 1967 East Final

31 – Lennie Rosenbluth vs. Michigan State, 1957 NCAA Semifinal (3 OT)  
31 – George Glamack vs. Dartmouth, 1941 East Consolation  
30 – Robert McAdoo vs. Louisville, 1972 NCAA 3rd Place

#### **FIELD GOALS MADE**

16 – Charlie Scott vs. Drake, 1969 NCAA 3rd Place (16 of 26)  
15 – J.R. Reid vs. Notre Dame, 1987 East Semifinal (15 of 18)  
15 – Lennie Rosenbluth vs. Canisius, 1957 East 1st (15 of 30)  
14 – Al Wood vs. Virginia, 1981 NCAA Semifinal (14 of 19)  
14 – Mike O'Koren vs. UNLV, 1977 NCAA Semifinal (14 of 19)  
14 – Mitch Kupchak vs. Boston College, 1975 East 3rd Place (14 of 18)  
14 – Charlie Scott vs. Davidson, 1969 East Final (14 of 21)

#### **FIELD GOALS ATTEMPTED**

43 – Lennie Rosenbluth vs. Michigan State, 1957 NCAA Semifinal (12 of 43) (3 OT)  
30 – Lennie Rosenbluth vs. Canisius, 1957 East 1st  
26 – Charlie Scott vs. Drake, 1969 NCAA 3rd Place  
23 – Rashad McCants vs. Texas, 2004 South 2nd  
23 – Michael Jordan vs. Georgia, 1983 East Final  
23 – Bobby Lewis vs. Houston, 1969 NCAA 3rd Place  
23 – Larry Miller vs. Ohio State, 1968 NCAA Semifinal

#### **THREE-POINT FIELD GOALS MADE**

6 – Marcus Paige vs. Indiana, 2016 East Semifinal (6 of 9)  
6 – Shammond Williams vs. UNC Charlotte, 1998 East 2nd (6 of 9) (OT)  
5 – Justin Jackson vs. Texas Southern, 2017 South 1st (5 of 8)  
5 – P.J. Hairston vs. Villanova, 2013 South 1st (5 of 8)  
5 – Reggie Bullock vs. Ohio, 2012 Midwest Semifinal (5 of 10) (OT)  
5 – Wayne Ellington vs. Villanova, 2009 NCAA Semifinal (5 of 7)  
5 – Rashad McCants vs. Texas, 2004 South 2nd (5 of 12)  
5 – Ademola Okulaja vs. Weber State, 1999 West 1st (5 of 12)  
5 – Jeff McInnis vs. New Orleans, 1996 East 1st (5 of 9)  
5 – Donald Williams vs. Arkansas, 1995 NCAA Semifinal (5 of 12)  
5 – Donald Williams vs. Michigan, 1993 NCAA Final (5 of 7)  
5 – Donald Williams vs. Kansas, 1993 NCAA Semifinal (5 of 7)  
5 – Hubert Davis vs. Eastern Michigan, 1991 East Semifinal (5 of 5)  
5 – Rick Fox vs. Oklahoma, 1990 Midwest 2nd (5 of 7)  
5 – Jeff Lebo vs. Michigan, 1989 Southeast 2nd (5 of 9)  
5 – Kenny Smith vs. Michigan, 1987 East 2nd (5 of 8)

#### **THREE-POINT FIELD GOALS ATTEMPTED**

13 – Joel Berry II vs. Gonzaga, 2017 NCAA Final  
12 – Rashad McCants vs. Texas, 2004 South 2nd  
12 – Ademola Okulaja vs. Weber State, 1999 West 1st  
12 – Donald Williams vs. Arkansas, 1995 NCAA Semifinal  
11 – Kenny Smith vs. Syracuse, 1987 East Final  
10 – Marcus Paige vs. Iowa State, 2014 East 2nd  
10 – Reggie Bullock vs. Ohio, 2012 Midwest Semifinal (OT)  
10 – Harrison Barnes vs. Long Island, 2011 East 1st  
10 – Danny Green vs. Villanova, 2009 NCAA Semifinal  
10 – Joseph Forte vs. Florida, 2000 NCAA Semifinal  
10 – Ranzino Smith vs. Arizona, 1988 West Final

#### **HIGHEST THREE-POINT PERCENTAGE (Min. 5 Made)**

1.000 – Hubert Davis vs. Eastern Michigan, 1991 East Semifinal (5 of 5)  
.714 – Wayne Ellington vs. Villanova, 2009 NCAA Semifinal (5 of 7)  
.714 – Donald Williams vs. Michigan, 1993 NCAA Final (5 of 7)  
.714 – Donald Williams vs. Kansas, 1993 NCAA Semifinal (5 of 7)  
.714 – Rick Fox vs. Oklahoma, 1990 Midwest 2nd (5 of 7)



**KENDALL MARSHALL**, shown here shooting over Washington's Isaiah Thomas, had 14 assists against the Huskies in the second round of the 2011 NCAA Tournament in Charlotte.

#### FREE THROWS MADE

- 15 – Ty Lawson vs. Michigan State, 2009 NCAA Final (15 of 18)
- 14 – Tyler Zeller vs. Long Island, 2011 East 1st (14 of 19)
- 14 – Tyler Hansbrough vs. Georgetown, 2007 East Final (14 of 16) (OT)
- 14 – Tommy Kearns vs. Syracuse, 1957 East Final (14 of 19)
- 13 – Tyler Hansbrough vs. Michigan State, 2007 East 2nd (13 of 17)
- 13 – John Kuester vs. Kentucky, 1977 East Final (13 of 14)

#### FREE THROW ATTEMPTS

- 19 – Tyler Zeller vs. Long Island, 2011 East 1st
- 19 – Tommy Kearns vs. Syracuse, 1957 East Final
- 18 – Ty Lawson vs. Michigan State, 2009 NCAA Final
- 17 – Ty Lawson vs. Villanova, 2009 NCAA Semifinal
- 17 – Tyler Hansbrough vs. Michigan State, 2007 East 2nd

#### HIGHEST FREE THROW PERCENTAGE (Min. 10 Made)

- 1.000 – Tyler Hansbrough vs. Radford, 2009 1st (12 of 12)
- 1.000 – Hubert Davis vs. Miami (Ohio), 1992 Southeast 1st (11 of 11)
- 1.000 – Phil Ford vs. Syracuse, 1975 East Semifinal (10 of 10)

#### REBOUNDS

- 22 – Tyler Zeller vs. Ohio, 2012 Midwest Semifinal (OT)
- 19 – Robert McAdoo vs. Louisville, 1972 NCAA 3rd Place
- 19 – Lennie Rosenbluth vs. Yale, 1957 East 1st
- 18 – Mike O'Koren vs. Texas A&M, 1980 Midwest 2nd (2 OT)
- 18 – Rusty Clark vs. Boston College, 1967 East Semifinal
- 17 – Kennedy Meeks vs. Kentucky, 2017 South Final
- 17 – Sean May vs. Iowa State, 2005 East 2nd
- 17 – Al Wood vs. Kansas State, 1981 West Final
- 17 – Rusty Clark vs. Davidson, 1968 East Final
- 17 – Pete Brennan vs. Michigan State, 1957 NCAA Semifinal (3 OT)

#### ASSISTS

- 14 – Kendall Marshall vs. Washington, 2011 East 2nd
- 12 – Kenny Smith vs. Notre Dame, 1987 East Semifinal
- 11 – Theo Pinson vs. Texas A&M, 2018 West 2nd
- 11 – Kendall Marshall vs. Creighton, 2012 Midwest 2nd
- 11 – Jeff McInnis vs. New Orleans, 1996 East 1st
- 11 – Steve Bucknall vs. UCLA, 1989 Southeast 2nd
- 11 – Kenny Smith vs. Pennsylvania, 1987 East 1st
- 10 – Joel Berry II vs. Syracuse, 2016 NCAA Semifinal
- 10 – Kendall Marshall vs. Vermont, 2012 Midwest 1st
- 10 – Kendall Marshall vs. Long Island, 2011 East 1st
- 10 – Ed Cota vs. Stanford, 2000 South 2nd
- 10 – Ed Cota vs. Missouri, 2000 South 1st
- 10 – Ed Cota vs. Weber State, 1999 West 1st
- 10 – Ed Cota vs. Fairfield, 1997 East 1st
- 10 – Steve Bucknall vs. Michigan, 1989 Southeast Semifinal
- 10 – Jimmy Black vs. Villanova, 1982 East Final
- 10 – Phil Ford vs. UNLV, 1977 NCAA Semifinal

#### TURNOVERS

- 11 – Eddie Fogler vs. Drake, 1969 NCAA 3rd Place
- 9 – Phil Ford vs. UNLV, 1977 NCAA Semifinal
- 9 – Lee Dedmon vs. Drake, 1969 NCAA 3rd Place
- 7 – Ed Cota vs. Tulsa, 2000 South Final
- 7 – Jerry Stackhouse vs. Iowa State, 1995 Southeast 2nd
- 7 – George Lynch vs. Alabama, 1992 Southeast 2nd
- 7 – King Rice vs. Oklahoma, 1990 Midwest 2nd
- 7 – Jimmy Black vs. Pittsburgh, 1981 West 2nd
- 7 – Phil Ford vs. Boston College, 1975 East 3rd Place
- 7 – Phil Ford vs. New Mexico State, 1975 East 1st
- 7 – Dennis Wuycik vs. Louisville, 1972 NCAA 3rd Place
- 7 – Gerald Tuttle vs. Purdue, 1969 NCAA Semifinal
- 7 – Larry Miller vs. UCLA, 1968 NCAA Final
- 7 – Charlie Scott vs. UCLA, 1968 NCAA Final

#### BLOCKED SHOTS

- 8 – Brice Johnson vs. Florida Gulf Coast, 2016 East 1st
- 6 – John Henson vs. Long Island, 2011 East 1st
- 6 – Rasheed Wallace vs. Georgetown, 1995 Southeast Semifinal
- 6 – Warren Martin vs. Middle Tennessee State, 1985 Southeast 1st
- 5 – John Henson vs. Marquette, 2011 East Semifinal
- 5 – Brandon Wright vs. Eastern Kentucky, 2007 East 1st
- 4 – Kennedy Meeks vs. Kentucky, 2017 South Final
- 4 – Brice Johnson vs. Providence, 2014 East 1st
- 4 – Tyler Zeller vs. Kansas, 2012 Midwest Final
- 4 – Tyler Zeller vs. Ohio, 2012 Midwest Semifinal (OT)
- 4 – John Henson vs. Creighton, 2012 Midwest 2nd
- 4 – Tyler Zeller vs. Vermont, 2012 Midwest 1st
- 4 – Tyler Zeller vs. Kentucky, 2011 East Final
- 4 – John Henson vs. Washington, 2011 East 2nd
- 4 – Ed Davis vs. Radford, 2009 South 1st
- 4 – David Noel vs. George Mason, 2006 East 2nd
- 4 – Brendan Haywood vs. Penn State, 2001 South 2nd
- 4 – Brendan Haywood vs. Tennessee, 2000 South Semifinal
- 4 – Brendan Haywood vs. Stanford, 2000 South 2nd
- 4 – Serge Zwikker vs. Fairfield, 1997 East 1st
- 4 – Rasheed Wallace vs. Arkansas, 1995 NCAA Semifinal
- 4 – Joe Wolf vs. Utah, 1986 West 1st
- 4 – Sam Perkins vs. Temple, 1984 East 2nd
- 4 – Sam Perkins vs. Utah, 1981 West Semifinal

#### STEALS

- 8 – Ty Lawson vs. Michigan State, 2009 NCAA Final
- 6 – George Lynch vs. Cincinnati, 1993 East Final (OT)
- 5 – Justin Jackson vs. Arkansas, 2017 South 2nd
- 5 – Marcus Paige vs. Arkansas, 2015 West 2nd
- 5 – Marcus Paige vs. Kansas, 2013 South 2nd
- 5 – Dave Hanners vs. Alabama, 1976 Mideast 1st
- 4 – James Michael McAdoo vs. Kansas, 2013 South 2nd
- 4 – James Michael McAdoo vs. Vermont, 2012 Midwest 1st
- 4 – Kendall Marshall vs. Kentucky, 2011 East Final
- 4 – Dexter Strickland vs. Marquette, 2011 East Semifinal
- 4 – Tyler Hansbrough vs. Villanova, 2009 NCAA Semifinal
- 4 – Danny Green vs. Gonzaga, 2009 South Semifinal
- 4 – Tyler Hansbrough vs. Radford, 2009 South 1st
- 4 – Ty Lawson vs. Mount St. Mary's, 2008 East 1st
- 4 – Makhtar Ndiaye vs. Navy, 1998 East 1st
- 4 – Vince Carter vs. Arizona, 1997 NCAA Semifinal
- 4 – George Lynch vs. Miami (Ohio), 1992 Southeast 1st
- 4 – Rick Fox vs. Northeastern, 1991 East 1st
- 4 – Rick Fox vs. Southern, 1989 Southeast 1st

- 4 – Jimmy Black vs. Indiana, 1981 NCAA Final
- 4 – Phil Ford vs. San Francisco, 1978 West 1st
- 4 – John Kuester vs. Alabama, 1976 Mideast 1st

#### MOST POINTS BY A NON-STARTER

- 27 – Ranzino Smith vs. Loyola Marymount, 1988 West 2nd
- 26 – J.R. Reid vs. Michigan, 1989 Southeast Semifinal

#### DOUBLE-DOUBLES, POINTS AND REBOUNDS, CAREER

- 8 – Antawn Jamison
- 6 – Rusty Clark, Tyler Hansbrough, Sam Perkins
- 5 – Brad Daugherty, John Henson, George Lynch
- 4 – Pete Brennan, Sean May, Larry Miller, Rasheed Wallace
- 3 – Brendan Haywood, Brice Johnson, Luke Maye, Robert McAdoo, Kennedy Meeks, Eric Montross, Mike O'Koren, J.R. Reid, Joe Wolf, Tyler Zeller
- 2 – Bobby Lewis, Luke Maye, Lennie Rosenbluth, Jerry Stackhouse, Scott Williams, Al Wood
- 1 – Harrison Barnes, Reggie Bullock, Bill Bunting, Jason Capel, Vince Carter, Pete Chilcutt, Bob Cunningham, Lee Dedmon, Vasco Evtimov, Raymond Felton, Joseph Forte, Danny Green, Mitch Kupchak, Tommy LaGarde, James Michael McAdoo, Ademola Okulaja, Julius Peppers, Theo Pinson, Marvin Williams, James Worthy, Serge Zwikker

#### DOUBLE-DOUBLES, POINTS AND REBOUNDS, ONE TOURNAMENT

- 5 – Antawn Jamison (1998 vs. Navy, UNC Charlotte, Michigan State, Connecticut and Utah)
- 4 – Sean May (2005 vs. Iowa State, Villanova, Wisconsin and Illinois)
- 4 – George Lynch (1993 vs. Arkansas, Cincinnati, Kansas and Michigan)
- 4 – Pete Brennan (1957 vs. Yale, Canisius, Michigan State and Kansas)
- 3 – Brice Johnson (2016 vs. Providence, Indiana and Notre Dame)
- 3 – John Henson (2011 vs. Long Island, Washington and Marquette)
- 3 – Brad Daugherty (1985 vs. Middle Tennessee State, Notre Dame and Villanova)
- 3 – Larry Miller (1967 vs. Princeton, Dayton and Houston)
- 3 – Rusty Clark (1968 vs. St. Bonaventure, Davidson and Ohio State)
- 3 – Robert McAdoo (1972 vs. South Carolina, Florida State and Louisville)

#### DOUBLE-DOUBLES, POINTS AND ASSISTS, CAREER

- 3 – Kendall Marshall (vs. Washington in 2011, in consecutive games vs. Vermont and Creighton in 2012)
- 2 – Steve Bucknall (consecutive games vs. UCLA and Michigan, 1989)
- 1 – Jeff McInnis
- 1 – Ed Cota
- 1 – Kenny Smith
- 1 – Jimmy Black
- 1 – Phil Ford



## NCAA TOURNAMENT SINGLE-GAME HIGHS

### By Rounds

#### ROUND OF 64/FIRST ROUND

**Points:** 32 by Tyler Zeller vs. Long Island, 2011  
**Field Goals:** 12 by Brad Daugherty vs. Utah, 1986  
**Three-Pointers:** 5 by Jeff McInnis vs. New Orleans, 1996; Ademola Okulaja vs. Weber State, 1999; P.J. Hairston vs. Villanova, 2013; Justin Jackson vs. Texas Southern, 2017  
**Free Throws:** 14 by Tyler Zeller vs. Long Island, 2011  
**Rebounds:** 16 by Harrison Barnes vs. Long Island, 2011  
**Assists:** 11 by Kenny Smith vs. Penn, 1987; Jeff McInnis vs. New Orleans, 1996  
**Turnovers:** 6 by J.R. Reid vs. Southern, 1989; Rice vs. Northeastern, 1991; Derrick Phelps vs. Miami (Ohio), 1992; Reyshawn Terry vs. Eastern Kentucky, 2007  
**Blocks:** 8 by Brice Johnson vs. Florida Gulf Coast, 2016  
**Steals:** 4 by Rick Fox vs. Southern, 1989; Fox vs. Northeastern, 1991; George Lynch vs. Miami (Ohio), 1992; Makhtar Ndiaye vs. Navy, 1998; Ty Lawson vs. Mt. St. Mary's, 2008; Tyler Hansbrough vs. Radford, 2009; James Michael McAdoo vs. Vermont, 2012

**UNC Points:** 113 vs. Penn, 1987; vs. Mt. St. Mary's, 2008  
**UNC Field Goal Percentage:** .649 vs. Eastern Kentucky, 2007 (37x57)  
**UNC 3-Point Percentage:** .632 vs. Oakland, 2005 (12x19)  
**UNC Free Throw Percentage:** .833 vs. Liberty, 1994 (20x24); Murray State, 1995 (20x24); Princeton, 2001 (15x18); Air Force, 2004 (15x18); Radford, 2009 (20x24)

**Opponent Points:** 87 by Long Island University, 2011  
**Opponent Field Goal Percentage:** .528 by Providence, 2014 (28x53)  
**Opponent Three-Point Percentage:** .538 by Weber State, 1999 (14x26)  
**Opponent Free Throw Percentage:** .900 by Harvard, 2015 (18x20)

#### ROUND OF 32/SECOND ROUND

**Points:** 33 by Tyler Hansbrough vs. Michigan State, 2007  
**Field Goals:** 11 by Lennie Rosenbluth vs. Yale, 1957; Michael Jordan vs. Temple, 1984; Ranzino Smith vs. Loyola-Marymount, 1988; Rashad McCants vs. Texas, 2004  
**Three-Pointers:** 6 by Shammond Williams vs. UNC Charlotte, 1998 (OT)  
**Free Throws:** 13 by Tyler Hansbrough vs. Michigan State, 2007  
**Rebounds:** 19 by Lennie Rosenbluth vs. Yale, 1957  
**Assists:** 14 by Kendall Marshall vs. Washington, 2011  
**Turnovers:** 7 by Phil Ford vs. New Mexico State, 1975; Jimmy Black vs. Pittsburgh, 1981; King Rice vs. Oklahoma, 1990; Jerry Stackhouse vs. Iowa State, 1995  
**Blocks:** 4 by Sam Perkins vs. Temple, 1984; Brendan Haywood vs. Stanford, 2000; Haywood vs. Penn State, 2001; David Noel vs. George Mason, 2006; John Henson vs. Washington, 2011; Henson vs. Creighton, 2012  
**Steals:** 5 by Dave Hanners vs. Alabama, 1976; Marcus Paige vs. Kansas, 2013; Paige vs. Arkansas, 2015; Justin Jackson vs. Arkansas, 2017

**UNC Points:** 123 vs. Loyola-Marymount, 1988  
**UNC Field Goal Percentage:** .790 vs. Loyola-Marymount, 1988 (49x62)  
**UNC 3-Point Percentage:** .588 vs. Michigan, 1987 (10x17)  
**UNC Free Throw Percentage:** .905 vs. Providence, 2016 (19x21)

**Opponent Points:** 97 by Michigan, 1987; Loyola-Marymount, 1988  
**Opponent Field Goal Percentage:** .588 by Texas Tech, 1996 (30x51)  
**Opponent Three-Point Percentage:** .526 by Washington, 2011 (10x19)  
**Opponent Free Throw Percentage:** 1.000 by Villanova, 1991 (12x12); Washington, 2011 (7x7)

#### SWEET 16/REGIONAL SEMIFINAL

**Points:** 39 by Lennie Rosenbluth vs. Canisius, 1957  
**Field Goals:** 15 by Lennie Rosenbluth vs. Canisius, 1957; J.R. Reid vs. Notre Dame, 1987  
**Three-Pointers:** 6 by Marcus Paige vs. Indiana, 2016  
**Free Throws:** 12 by Dick Grubar vs. Princeton, 1967  
**Rebounds:** 22 by Tyler Zeller vs. Ohio, 2012 (OT)  
**Assists:** 12 by Kenny Smith vs. Notre Dame, 1987  
**Turnovers:** 6 by Raymond Felton vs. Villanova, 2005; Tyler Zeller vs. Ohio, 2012 (OT)  
**Blocks:** 6 by Rasheed Wallace vs. Georgetown, 1995  
**Steals:** 4 by Danny Green vs. Gonzaga, 2009; Dexter Strickland vs. Marquette, 2011

**UNC Points:** 106 vs. Indiana, 2016  
**UNC Field Goal Percentage:** .654 vs. Notre Dame, 1987 (43x52)  
**UNC 3-Point Percentage:** .579 vs. Gonzaga, 2009 (11x19)  
**UNC Free Throw Percentage:** .900 vs. Ohio State, 1992 (18x20)

**Opponent Points:** 97 by Auburn, 2019  
**Opponent Field Goal Percentage:** .649 by Indiana, 1984 (24x37)  
**Opponent Three-Point Percentage:** .542 by Michigan, 1989 (13x24)  
**Opponent Free Throw Percentage:** .885 by Indiana, 2016 (23x26)

#### ELITE EIGHT/REGIONAL FINAL

**Points:** 32 by Charlie Scott vs. Davidson, 1969  
**Field Goals:** 14 by Charlie Scott vs. Davidson, 1969  
**Three-Pointers:** 4 by Kenny Smith vs. Syracuse, 1987; Shammond Williams vs. Louisville, 1997  
**Free Throws:** 14 by Tommy Kearns vs. Syracuse, 1957; Tyler Hansbrough vs. Georgetown, 2007 (OT)  
**Rebounds:** 18 by Rusty Clark vs. Boston College, 1967  
**Assists:** 10 by Jimmy Black vs. Villanova, 1982  
**Turnovers:** 7 by Ed Cota vs. Tulsa, 2000  
**Blocks:** 4 by Tyler Zeller vs. Kentucky, 2011; Zeller vs. Kansas, 2012; Kennedy Meeks vs. Kentucky, 2017  
**Steals:** 6 by George Lynch vs. Cincinnati, 1993 (OT)

**UNC Points:** 97 vs. Louisville, 1997  
**UNC Field Goal Percentage:** .615 vs. Notre Dame, 2016 (32x52)  
**UNC 3-Point Percentage:** .500 vs. Louisville, 1997 (6x12)  
**UNC Free Throw Percentage:** .938 vs. Oklahoma, 2009 (15x16)

**Opponent Points:** 96 by Georgetown, 2007 (OT)  
**Opponent Field Goal Percentage:** .576 by Georgetown, 2007 (38x66) (OT)  
**Opponent Three-Point Percentage:** .571 by Georgetown, 2007 (8x14) (OT)  
**Opponent Free Throw Percentage:** .909 by Davidson, 1968 (20x22)

#### NATIONAL SEMIFINAL

**Points:** 39 by Al Wood vs. Virginia, 1981  
**Field Goals:** 14 by Mike O'Koren vs. UNLV, 1977; Al Wood vs. Virginia, 1981  
**Three-Pointers:** 5 by Donald Williams vs. Kansas, 1993; Wayne Ellington vs. Villanova, 2009  
**Free Throws:** 11 by Al Wood vs. Virginia, 1981  
**Rebounds:** 17 by Pete Brennan vs. Michigan State, 1957 (3 OT)  
**Assists:** 10 by Phil Ford vs. UNLV, 1977; Joel Berry II vs. Syracuse, 2016  
**Turnovers:** 9 by Phil Ford vs. UNLV, 1977  
**Blocks:** 4 by Rasheed Wallace vs. Arkansas, 1995  
**Steals:** 4 by Vince Carter vs. Arizona, 1997; Tyler Hansbrough vs. Villanova, 2009

**UNC Points:** 87 vs. Michigan State, 2005  
**UNC Field Goal Percentage:** .591 vs. Houston, 1982  
**UNC 3-Point Percentage:** .714 vs. Kansas, 1993 (5x7); .500 vs. Villanova, 2009 (11x22)  
**UNC Free Throw Percentage:** .867 vs. Kansas, 2008 (13x15)

**Opponent Points:** 92 by Purdue, 1969  
**Opponent Field Goal Percentage:** .600 by Florida State, 1972 (25x55)  
**Opponent Three-Point Percentage:** .550 by Kansas, 1993 (11x20)  
**Opponent Free Throw Percentage:** 1.000 by Kansas, 1993 (7x7); .867 by Virginia, 1981 (13x15)

#### NATIONAL CHAMPIONSHIP

**Points:** 28 by James Worthy vs. Georgetown, 1982  
**Field Goals:** 13 by James Worthy vs. Georgetown, 1982  
**Field Goal Percentage:** .909 by Sean May (10x11) vs. Illinois, 2005  
**Three-Pointers:** 5 by Donald Williams vs. Michigan, 1993  
**Free Throws:** 15 by Ty Lawson vs. Michigan State, 2009  
**Rebounds:** 11 by Pete Brennan vs. Kansas, 1957 (3 OT); Mike O'Koren vs. Marquette, 1977  
**Assists:** 7 by Jimmy Black vs. Georgetown, 1982; Raymond Felton vs. Illinois, 2009  
**Turnovers:** 7 by Larry Miller and Charlie Scott vs. UCLA, 1968  
**Blocks:** 2 by George Lynch vs. Michigan, 1993; Isaiah Hicks, Justin Jackson and Kennedy Meeks vs. Gonzaga, 2017  
**Steals:** 8 by Ty Lawson vs. Michigan State, 2009

**UNC Points:** 89 vs. Michigan State, 2009  
**UNC Field Goal Percentage:** .532 vs. Georgetown, 1982 (25x47)  
**UNC 3-Point Percentage:** .647 vs. Villanova, 2016 (11x17)  
**UNC Free Throw Percentage:** .783 vs. Michigan, 1993 (18x23)

**Opponent Points:** 78 by UCLA, 1968  
**Opponent Field Goal Percentage:** .583 by Villanova, 2016 (28x48)  
**Opponent Three-Point Percentage:** .571 by Villanova, 2016 (8x14)  
**Opponent Free Throw Percentage:** .920 by Marquette, 1977 (23x25)





# NCAA TOURNAMENT CAREER RECORDS

## MOST GAMES

19 – Pat Sullivan (5 in 1991, 3 in 1992, 6 in 1993 and 5 in 1995)  
 17 – Joel Berry II (2015-18)  
 17 – Theo Pinson (2015-18)  
 17 – Nate Britt (2014-17)  
 17 – Isaiah Hicks (2014-17)  
 17 – Kennedy Meeks (2014-17)  
 17 – Danny Green (2006-09)  
 17 – Tyler Hansbrough (2006-09)  
 17 – Quentin Thomas (2005-08)  
 17 – George Lynch (1990-93)  
 17 – Henrik Rödl (1990-93)

## MOST WINS

16 – Pat Sullivan (4 in 1991, 2 in 1992, 6 in 1993 and 4 in 1995)  
 14 – Joel Berry II (2015-18)  
 14 – Theo Pinson (2015-18)  
 14 – Nate Britt (2014-17)  
 14 – Isaiah Hicks (2014-17)  
 14 – Kennedy Meeks (2014-17)  
 14 – Danny Green (2006-09)  
 14 – Tyler Hansbrough (2006-09)  
 14 – Quentin Thomas (2005-08)  
 14 – George Lynch (1990-93)

## MOST POINTS (top 30)

325 – Tyler Hansbrough (2006-09)  
 239 – Justin Jackson (2015-17)  
 237 – Sam Perkins (1981-84)  
 229 – Wayne Ellington (2007-09)  
 222 – Eric Montross (1991-94)  
 219 – Joel Berry II (2015-18)  
 218 – Donald Williams (1992-95)  
 217 – Ty Lawson (2007-09)  
 208 – George Lynch (1990-93)  
 204 – Antawn Jamison (1996-98)  
 204 – J.R. Reid (1987-89)  
 197 – Marcus Paige (2013-16)  
 187 – Vince Carter (1996-98)  
 186 – Rusty Clark (1967-69)



**JOEL BERRY II** led Carolina to the 2017 national championship and a second-place finish in 2016. His 14 wins and 17 games are both tied for the second most in NCAA Tournament play by a Tar Heel.

179 – Rick Fox (1988-91)  
 174 – Tyler Zeller (2009-12)  
 174 – Kenny Smith (1984-87)  
 173 – Kennedy Meeks (2014-17)  
 172 – Shammond Williams (1995-98)  
 170 – Brad Daugherty (1983-86)  
 169 – Charlie Scott (1968-69)  
 169 – Michael Jordan (1982-84)  
 165 – Brice Johnson (2013-16)  
 163 – Hubert Davis (1989-92)  
 161 – Al Wood (1978-81)  
 159 – Sean May (2004-05)  
 156 – Danny Green (2006-09)  
 155 – Jeff Lebo (1986-89)  
 153 – James Worthy (1980-82)  
 147 – Scott Williams (1987-90)  
 147 – Phil Ford (1975-78)

## HIGHEST SCORING AVERAGE (min. 10 games)

20.4 – J.R. Reid, 204 points in 10 games (1987-89)  
 19.1 – Tyler Hansbrough, 325 points in 17 games (2006-09)  
 17.0 – Antawn Jamison, 204 points in 12 games (1996-98)  
 16.5 – Michael Jordan, 165 points in 10 games (1982-84)  
 15.9 – Justin Jackson, 239 points in 15 games (2015-17)  
 15.8 – Sam Perkins, 237 points in 15 games (1981-84)  
 15.6 – Vince Carter, 187 points in 12 games (1996-98)  
 15.5 – Ty Lawson, 217 points in 14 games (2007-09)  
 15.5 – Rusty Clark, 186 points in 12 games (1967-69)  
 15.3 – Wayne Ellington, 229 points in 15 games (2007-09)  
 15.3 – James Worthy, 153 points in 10 games (1980-82)

## HIGHEST SCORING AVERAGE (min. 5 games)

28.4 – Lennie Rosenbluth, 142 points in 5 games (1957)  
 21.1 – Charlie Scott, 169 points in 8 games (1968-69)  
 20.4 – J.R. Reid, 204 points in 10 games (1987-89)  
 20.1 – Al Wood, 161 points in 8 games (1978-81)  
 19.9 – Sean May, 159 points in 8 games (2004-05)  
 19.1 – Tyler Hansbrough, 325 points in 17 games (2006-09)  
 17.5 – Harrison Barnes, 140 points in 8 games (2011-12)  
 17.5 – Larry Miller, 140 points in 8 games (1967-68)  
 17.3 – Rashad McCants, 138 points in 8 games (2004-05)  
 17.0 – Antawn Jamison, 204 points in 12 games (1996-98)



**TYLER HANSBROUGH** scores two of his game-high 28 points against Louisville in the 2008 East Regional final. Hansbrough is UNC's all-time scoring leader in NCAA Tournament play with 325 points.

**MOST FIELD GOALS**

110 – Tyler Hansbrough (2006-09)  
88 – Wayne Ellington (2007-09)  
87 – Eric Montross (1991-94)  
86 – Sam Perkins (1981-84)  
85 – Justin Jackson (2015-17)  
84 – George Lynch (1990-93)  
83 – Antawn Jamison (1996-98)  
82 – J.R. Reid (1987-89)  
77 – Donald Williams (1992-95)  
75 – Joel Berry II (2015-18)  
75 – Rick Fox (1988-91)

**MOST FIELD GOAL ATTEMPTS**

216 – Tyler Hansbrough (2006-09)  
189 – Wayne Ellington (2007-09)  
188 – Joel Berry II (2015-18)  
185 – Justin Jackson (2015-17)  
179 – Antawn Jamison (1996-98)

**HIGHEST FIELD GOAL PERCENTAGE (50 or more attempts)**

.680 – Brad Daugherty, 70 of 103 (1983-86)  
.649 – Eric Montross, 87 of 134 (1991-94)  
.627 – Kevin Madden, 47 of 75 (1986, 1988-90)  
.627 – Mitch Kupchak, 32 of 51 (1975-76)  
.617 – J.R. Reid, 82 of 133 (1987-89)  
.606 – Sean May, 60 of 99 (2004-05)  
.569 – Tyler Zeller, 62 of 109 (2009-12)  
.569 – Brice Johnson, 62 of 109 (2013-16)  
.567 – Kennedy Meeks, 68 of 120 (20-14-17)  
.566 – Joe Wolf, 56 of 99 (1984-87)

**HIGHEST FIELD GOAL PERCENTAGE (100 or more attempts)**

.680 – Brad Daugherty, 70 of 103 (1983-86)  
.649 – Eric Montross, 87 of 134 (1991-94)  
.617 – J.R. Reid, 82 of 133 (1987-89)  
.569 – Tyler Zeller, 62 of 109 (2009-12)  
.569 – Brice Johnson, 62 of 109 (2013-16)  
.567 – Kennedy Meeks, 68 of 120 (2014-17)  
.564 – George Lynch, 84 of 149 (1990-93)  
.559 – Rusty Clark, 71 of 127 (1967-69)  
.554 – Vince Carter, 72 of 130 (1996-98)  
.548 – Sam Perkins, 86 of 157 (1981-84)

**MOST THREE-POINT FIELD GOALS**

39 – Marcus Paige (2013-16)  
38 – Donald Williams (1992-95)  
29 – Justin Jackson (2015-17)  
28 – Wayne Ellington (2007-09)  
27 – Joel Berry II (2015-18)  
26 – Shammond Williams (1995-98)  
25 – Danny Green (2006-09)  
22 – Ty Lawson (2007-09)  
22 – Jeff Lebo (1986-89)  
21 – Rashad McCants (2004-05)

**MOST THREE-POINT FIELD GOAL ATTEMPTS**

96 – Joel Berry II (2015-18)  
90 – Donald Williams (1992-95)  
85 – Marcus Paige (2013-16)  
79 – Shammond Williams (1995-98)  
73 – Wayne Ellington (2007-09)

**HIGHEST THREE-POINT PERCENTAGE (25 or more attempts)**

.533 – Ranzino Smith, 16 of 30 (1985-88)  
.468 – Ty Lawson, 22 of 47 (2007-09)  
.459 – Marcus Paige, 39 of 85 (2013-16)  
.447 – Rashad McCants, 21 of 47 (2004-05)  
.444 – Raymond Felton, 20 of 45 (2004-05)  
.422 – Donald Williams, 38 of 90 (1992-95)  
.417 – Reggie Bullock, 15 of 36 (2011-13)  
.408 – Justin Jackson, 29 of 71 (2015-17)  
.400 – Kenny Smith, 12 of 30 (1984-87)  
.384 – Wayne Ellington, 28 of 73 (2007-09)

**MOST FREE THROWS MADE**

105 – Tyler Hansbrough (2006-09)  
65 – Ty Lawson (2007-09)  
65 – Sam Perkins (1981-84)  
50 – Tyler Zeller (2009-2012)  
49 – Matt Doherty (1981-84)  
48 – Eric Montross (1991-94)  
44 – Rusty Clark (1967-69)  
42 – Joel Berry II (2015-18)  
41 – Brice Johnson (2013-16)  
40 – Justin Jackson (2015-17)  
40 – J.R. Reid (1987-89)  
40 – George Lynch (1990-93)

**MOST FREE THROW ATTEMPTS**

138 – Tyler Hansbrough (2006-09)  
86 – Sam Perkins (1981-84)  
82 – Ty Lawson (2007-09)  
68 – Eric Montross (1991-94)  
67 – Antawn Jamison (1996-98)

**HIGHEST FREE THROW PERCENTAGE (10 or more attempts)**

1.000 – Nate Britt, 15 of 15 (2014-17)  
1.000 – Ed Stahl, 12 of 12 (1975)

**HIGHEST FREE THROW PERCENTAGE (25 or more attempts)**

.949 – Phil Ford, 37 of 39 (1975-78)  
.907 – Hubert Davis, 39 of 43 (1989-92)  
.867 – John Kuester, 26 of 30 (1975-77)  
.864 – Shammond Williams, 38 of 44 (1995-98)  
.838 – Jeff Lebo, 31 of 37 (1986-89)  
.833 – Marcus Paige, 30 of 36 (2013-16)  
.813 – Donald Williams, 26 of 32 (1992-95)  
.813 – Steve Bucknall, 26 of 32 (1986-89)  
.813 – Dick Grubar, 26 of 32 (1967-68)  
.810 – Kenny Smith, 34 of 42 (1984-87)

**HIGHEST FREE THROW PERCENTAGE (50 or more attempts)**

.806 – Tyler Zeller, 50 of 62 (2009-12)  
.804 – Brice Johnson, 41 of 51 (2013-16)  
.793 – Ty Lawson, 65 of 82 (2007-09)  
.790 – Matt Doherty, 49 of 62 (1981-84)  
.761 – Tyler Hansbrough, 105 of 138 (2006-09)  
.756 – Sam Perkins, 65 of 86 (1981-84)  
.755 – Justin Jackson, 40 of 53 (2015-17)  
.750 – Sean May, 39 of 52 (2004-05)  
.745 – Jerry Stackhouse, 38 of 51 (1994-95)  
.724 – Joel Berry II, 42 of 58 (2015-18)

**MOST REBOUNDS**

146 – Tyler Hansbrough (2006-09)  
139 – Kennedy Meeks (2014-17)  
138 – George Lynch (1990-94)  
129 – Sam Perkins (1981-84)  
129 – Rusty Clark (1967-79)  
126 – Antawn Jamison (1996-98)  
111 – Eric Montross (1991-94)  
105 – Brad Daugherty (1983-86)  
98 – Tyler Zeller (2009-12)  
97 – Joe Wolf (1984-87)

**HIGHEST REBOUND AVERAGE (min. 10 games)**

10.8 – Rusty Clark, 129 in 12 games (1967-69)  
10.5 – Antawn Jamison, 126 in 12 games (1996-98)  
8.8 – Brad Daugherty, 105 in 12 games (1983-86)  
8.6 – Tyler Hansbrough 146 in 17 games (2006-09)  
8.6 – Sam Perkins, 129 in 15 games (1981-84)  
8.5 – J.R. Reid, 85 in 10 games (1987-89)  
8.2 – Kennedy Meeks, 139 in 17 games (2014-17)  
8.1 – George Lynch, 138 in 17 games (1990-93)  
7.5 – Joe Wolf, 97 in 13 games (1984-87)  
7.1 – Brice Johnson, 92 in 13 games (2013-16)



**ED COTA** played point guard in the 1997, 1998 and 2000 Final Fours and holds the record for most assists by a Tar Heel in NCAA play with 118. That's 32 more than any other Tar Heel in history.

#### HIGHEST REBOUND AVERAGE (min. 5 games)

13.4 – Pete Brennan, 67 in 5 games (1957)  
 10.8 – Rusty Clark, 129 in 12 games (1967-69)  
 10.5 – Antawn Jamsion, 126 in 12 games (1996-98)  
 9.9 – Sean May, 79 in 8 games (2004-05)  
 9.4 – John Henson, 66 in 7 games (2011-12)  
 9.2 – Lennie Rosenbluth, 46 in 5 games (1957)  
 9.1 – Larry Miller, 73 in 8 games (1967-68)  
 8.8 – Brad Daugherty, 105 in 12 games (1983-86)  
 8.6 – Mike O'Koren, 69 in 8 games (1977-80)  
 8.6 – Sam Perkins, 129 in 15 games (1981-84)

#### MOST ASSISTS

118 – Ed Cota (1997-2000)  
 86 – Kenny Smith (1984-87)  
 81 – Ty Lawson (2007-09)  
 70 – King Rice (1988-91)  
 66 – Jeff Lebo (1986-89)  
 63 – Phil Ford (1975-78)  
 60 – Kendall Marshall (2011-12)  
 60 – Derrick Phelps (1991-94)  
 59 – Jimmy Black (1979-82)  
 58 – Joel Berry II (2015-18)

#### HIGHEST ASSIST AVERAGE (min. 10 games)

7.4 – Ed Cota, 118 in 16 games (1997-2000)  
 6.6 – Kenny Smith, 86 in 13 games (1984-87)  
 6.3 – Phil Ford, 63 in 10 games (1975-78)  
 5.8 – Ty Lawson, 81 in 14 games (2007-09)  
 4.9 – Jimmy Black, 59 in 12 games (1979-82)  
 4.7 – King Rice, 70 in 15 games (1988-91)  
 4.7 – Jeff Lebo, 66 in 14 games (1986-89)  
 3.8 – Derrick Phelps, 60 in 16 games (1991-94)  
 3.4 – Joel Berry II, 58 in 17 games (2015-18)  
 3.4 – Marcus Paige, 44 in 13 games (2013-16)

#### HIGHEST ASSIST AVERAGE (min. 5 games)

10.0 – Kendall Marshall, 60 in 6 games (2011-12)  
 7.4 – Ed Cota, 118 in 16 games (1997-2000)  
 6.6 – Kenny Smith, 86 in 13 games (1984-87)  
 6.5 – Raymond Felton, 52 in 8 games (2004-05)  
 6.3 – Phil Ford, 63 in 10 games (1975-78)  
 5.8 – Ty Lawson, 81 in 14 games (2007-09)  
 4.9 – Jimmy Black, 59 in 12 games (1979-82)  
 4.7 – King Rice, 70 in 15 games (1988-91)  
 4.7 – Jeff Lebo, 66 in 14 games (1986-89)  
 4.1 – Walter Davis, 33 in 8 games (1975-77)

#### MOST TURNOVERS

52 – Ed Cota (1997-2000)  
 45 – Kenny Smith (1984-87)  
 43 – George Lynch (1990-93)  
 42 – Phil Ford (1975-78)  
 39 – King Rice (1988-91)  
 39 – Tyler Hansbrough (2006-09)

#### MOST BLOCKS

25 – Eric Montross (1991-94)  
 24 – Brice Johnson (2013-16)  
 24 – Brendan Haywood (1998-2001)  
 24 – Sam Perkins (1981-84)  
 22 – John Henson (2010-2012)  
 22 – Tyler Zeller (2009-12)  
 17 – Kennedy Meeks (2014-17)  
 17 – Kevin Salvadori (1991-94)  
 16 – Scott Williams (1987-90)  
 15 – Rasheed Wallace (1994-95)

#### MOST STEALS

27 – Ty Lawson (2007-09)  
 26 – Tyler Hansbrough (2006-09)  
 25 – George Lynch (1990-93)  
 24 – Marcus Paige (2013-16)  
 24 – Derrick Phelps (1991-94)  
 23 – Ed Cota (1997-2000)  
 22 – Danny Green (2006-09)  
 22 – Rick Fox (1988-91)  
 20 – Joel Berry II (2015-18)  
 17 – James Michael McAdoo (2012-14)

*years listed in career stats are years the NCAA Tournament was played*



## NCAA TOURNAMENT RECORDS

### Best Multi-Game, One Season Averages

#### SIX-GAMES IN ONE TOURNAMENT (1993, 2005, 2009, 2016 and 2017)

##### MOST POINTS/HIGHEST AVERAGE

134 – Sean May, 2005 (22.3 ppg)  
 119 – Donald Williams, 1993 (19.8)  
 117 – Justin Jackson, 2017 (19.5)  
 115 – Wayne Ellington, 2009 (19.2)  
 114 – Brice Johnson, 2016 (19.0)

##### MOST REBOUNDS/HIGHEST AVERAGE

69 – Kennedy Meeks, 2017 (11.5 rpg)  
 64 – Sean May, 2005 (10.7)  
 59 – George Lynch, 1993 (9.8)  
 56 – Brice Johnson, 2016 (9.3)  
 47 – Tyler Hansbrough, 2009 (7.8)

##### MOST ASSISTS/HIGHEST AVERAGE

41 – Raymond Felton, 2005 (6.8 apg)  
 30 – Joel Berry II, 2016 (5.0)  
 28 – Derrick Phelps, 1993 (4.7)  
 27 – Brian Reese, 1993 (4.5)  
 24 – Marcus Paige, 2016 (4.0)

##### MOST THREE-POINT FIELD GOALS

20 – Marcus Paige, 2016  
 19 – Donald Williams, 1993  
 17 – Wayne Ellington, 2009  
 15 – Justin Jackson, 2017  
 15 – Raymond Felton, 2005  
 15 – Rashad McCants, 2005

#### FIVE-GAMES IN ONE TOURNAMENT

(1957, 1977, 1981, 1982, 1991, 1995, 1997, 1998, 2000 and 2008)

##### MOST POINTS/HIGHEST AVERAGE

144 – Lennie Rosenbluth, 1957 (28.8 ppg)  
 109 – Al Wood, 1981 (21.8)  
 104 – Ty Lawson, 2009% (20.8)  
 101 – Tyler Hansbrough, 2008 (20.2)  
 96 – Hubert Davis, 1991 (19.2)

##### MOST REBOUNDS/HIGHEST AVERAGE

67 – Pete Brennan, 1957 (13.4 rpg)  
 63 – Antawn Jamison, 1998 (12.6)  
 48 – Al Wood, 1981 (9.6)  
 48 – Brendan Haywood, 2000 (9.6)  
 47 – Tyler Hansbrough, 2008 (9.4)

##### MOST ASSISTS/HIGHEST AVERAGE

37 – Ed Cota, 2000 (7.4 apg)  
 36 – Ed Cota, 1997 (7.2)  
 35 – Ed Cota, 1998 (7.0)  
 34 – Phil Ford, 1977 (6.8)  
 34 – Ty Lawson, 2009\* (6.8)

##### MOST THREE-POINT FIELD GOALS

15 – Donald Williams, 1995  
 13 – Hubert Davis, 1991  
 13 – Shammond Williams, 1997  
 11 – Shammond Williams, 1998  
 9 – Joseph Forte, 2000  
 9 – Danny Green, 2008

% Lawson missed one game due to injury in 2009



SEAN MAY was the Most Outstanding Player in the 2005 Final Four. He averaged 22.3 points in the 2005 NCAA Tournament, the highest average by a Tar Heel in a six-game NCAA series.

#### FOUR-GAMES IN ONE TOURNAMENT

(1967, 1968, 1969, 1972, 1985, 1987, 1988, 2007, 2011 and 2012)

##### MOST POINTS/HIGHEST AVERAGE

105 – Charlie Scott, 1969 (26.3 ppg)  
 103 – Tyler Zeller, 2011 (25.8)  
 85 – Tyler Hansbrough, 2007 (21.3)  
 84 – J.R. Reid, 1987 (21.0)  
 84 – Harrison Barnes, 2011 (21.0)

##### MOST REBOUNDS/HIGHEST AVERAGE

56 – Robert McAdoo, 1972 (14.0 rpg)  
 49 – Tyler Zeller, 2012 (12.3)  
 48 – Rusty Clark, 1967 (12.0)  
 46 – Rusty Clark, 1968 (11.5)  
 43 – Brad Daugherty, 1985 (10.8)

##### MOST ASSISTS/HIGHEST AVERAGE

39 – Kendall Marshall, 2011 (9.8 apg)  
 36 – Kenny Smith, 1987 (9.0)  
 25 – Ty Lawson, 2007 (6.3)  
 23 – Steve Previs, 1972 (5.8)  
 23 – Kenny Smith, 1985 (5.8)

##### MOST THREE-POINT FIELD GOALS

12 – Kenny Smith, 1987  
 11 – Reggie Bullock, 2012  
 11 – Harrison Barnes, 2011  
 10 – Ranzino Smith, 1988  
 8 – Jeff Lebo, 1988



MARCUS PAIGE made 20 three-pointers in six games in the 2016 NCAA Tournament, none more memorable or bittersweet than this off-balance, game-tying shot with 4.7 seconds to play against Villanova in the national championship game.

#### THREE-GAMES IN ONE TOURNAMENT (1946, 1975, 1983, 1986, 1989, 1990, 1992, 2015 and 2019)

##### MOST POINTS/HIGHEST AVERAGE

66 – Mitch Kupchak, 1975 (22.0 ppg)  
59 – Michael Jordan, 1983 (19.7)  
59 – Brad Daugherty, 1986 (19.7)  
55 – Phil Ford, 1975 (18.3)  
54 – Kevin Madden, 1989 (18.0)

##### MOST REBOUNDS/HIGHEST AVERAGE

33 – Brad Daugherty, 1986 (11.0 rpg)  
31 – Eric Montross, 1992 (10.3)  
30 – Luke Maye, 2019 (10.0)  
29 – Mitch Kupchak, 1975 (9.7)  
27 – Joe Wolf, 1986 (9.0)

##### MOST ASSISTS/HIGHEST AVERAGE

28 – Steve Bucknall, 1989 (9.3)  
23 – Phil Ford, 1975 (7.7)  
19 – Walter Davis, 1975 (6.3)  
19 – King Rice, 1990 (6.3)  
17 – Jim Braddock, 1983 (5.7)

##### MOST THREE-POINT FIELD GOALS

9 – Cameron Johnson, 2019  
8 – Marcus Paige, 2015  
8 – Rick Fox, 1990  
8 – Jeff Lebo, 1989  
7 – Steve Bucknall, 1989

#### TWO-GAMES IN ONE TOURNAMENT (1941, 1984, 1994, 1996, 2001, 2004, 2006, 2013, 2014 and 2018)

##### MOST POINTS/HIGHEST AVERAGE

44 – Jeff McInnis, 1996 (22.0 ppg)  
40 – Michael Jordan, 1984 (20.0)  
40 – George Glamack, 1941 (20.0)  
38 – Marcus Paige, 2014 (19.0)  
38 – P.J. Hairston, 2013 (19.0)  
38 – Sam Perkins, 1984 (19.0)

##### MOST REBOUNDS/HIGHEST AVERAGE

23 – Sam Perkins, 1984 (11.5 rpg)  
23 – Rasheed Wallace, 1994 (11.5)  
20 – Luke Maye, 2018 (10.0)  
19 – Reyshawn Terry, 2006 (9.5)  
18 – Kennedy Meeks, 2014 (9.5)  
18 – Tyler Hansbrough, 2006 (9.0)  
18 – Antawn Jamison, 1996 (9.0)

##### MOST ASSISTS/HIGHEST AVERAGE

21 – Kendall Marshall, 2012%% (10.5 apg)  
18 – Theo Pinson, 2018 (9.0)  
13 – Jeff McInnis, 1996 (6.5 apg)  
12 – Jason Capel, 2001 (6.0)  
11 – Kenny Smith, 1984 (5.5)

##### MOST THREE-POINT FIELD GOALS

8 – P.J. Hairston, 2013  
8 – Jeff McInnis, 1996  
7 – Marcus Paige, 2014  
6 – Rashad McCants, 2004  
5 – Kenny Williams, 2018  
5 – Leslie McDonald, 2014  
5 – Raymond Felton, 2004  
5 – David Noel, 2006

%% Marshall missed two games due to injury in 2012





## LAST TIME IT HAPPENED ... IN NCAA TOURNAMENT PLAY by North Carolina

### SCORING

**Scored 30 points:** Tyler Zeller (32) vs. Long Island, 2011 East 1st  
**Scored 35 points:** Al Wood (39) vs. Virginia, 1981 NCAA Semifinal  
**Scored 20 points/half:** Marcus Paige (20), 2nd half vs. Arkansas, 2015 West 2nd  
**Two players scored 25 points:** Tyler Zeller (32) and John Henson (28) vs. Long Island, 2011 East 1st  
**Non-starter scored 20 points:** 20 by Nassir Little vs. Washington, 2019 Midwest 2nd  
**Non-starter led UNC in scoring:** 20 by Nassir Little vs. Washington, 2019 Midwest 2nd (shared team scoring honors with Luke Maye)  
**Scored 20 or more points in four consecutive games:** Tyler Zeller (32 vs. LIU, 23 vs. Washington, 27 vs. Marquette and 21 vs. Kentucky) 2011 East Final  
**Scored 20 or more points in his first three games:** Harrison Barnes (24 vs. LIU, 22 vs. Washington, 20 vs. Marquette), 2011, East Final  
**Scored 25 or more points in his first game:** John Henson (28) vs. Long Island, 2011 East 1st  
**Six players in double figures:** Justin Jackson (21), Isaiah Hicks (17), Kennedy Meeks (13), Tony Bradley (12), Nate Britt (19) and Luke Maye (10) vs. Texas Southern, 2017 South 1st  
**One player in double figures:** Joseph Forte (28) vs. Tulsa, 2000 South Final  
**UNC scored 50 points/both halves:** 52 (1st) and 51 (2nd) vs. Texas Southern, 2017 South 1st  
**UNC scored 60 points/half:** 60 vs. Mount St. Mary's (1st), 2008 East 1st  
**UNC scored 100 points:** 103 vs. Texas Southern, 2017 South 1st  
**UNC scored 100 points/consecutive games:** 113 vs. Mount St. Mary's (2008 East 1st) and 108 vs. Arkansas (2008 East 2nd)  
**UNC scored less than 20 points/half:** 17 vs. Kansas (2nd half), 1957 NCAA Final (3 OT)  
**UNC scored less than 25 points/half:** 20 vs. Kansas (2nd half), 2012 Midwest Final  
**UNC scored less than 50 pts/game:** 44 vs. Villanova, 1985 Southeast Final

### FIELD GOAL SHOOTING

**UNC shot 60 percent/half:** .629 (22x35) 2nd half vs. Washington, 2019 Midwest 2nd  
**UNC shot 60 percent/consecutive halves:** .607 (17x28) 2nd half vs. Providence, 2016 East 2nd and .621 (18x29) 1st half vs. Indiana, 2016 East SF  
**UNC shot 70 percent/half:** .735 (25x34) 2nd half vs. Arkansas, 2008 East 2nd  
**UNC shot 60 percent/both halves:** .613 (19x31) and .735 (25x34) vs. Arkansas, 2008 East 2nd  
**UNC shot 60 percent/game:** .615 (32x52) vs. Notre Dame, 2016 East Final  
**UNC shot 60 percent/consecutive games:** .606 (43x71) vs. Mount St. Mary's, 2008 East 1st, and .677 (44x65) vs. Arkansas, 2008 East 2nd  
**UNC shot 70 percent/game:** .790 (49x62) vs. Loyola Marymount, 1988 West 2nd  
**UNC shot under 25 percent/half:** .226 (7x31) 2nd vs. Kansas, 2012 Midwest Final  
**UNC shot under 30 percent/game:** .282 (24x85) vs. Houston, 1967 NCAA 3rd Place  
**UNC shot under 40 percent/game and won:** .356 (26x73) vs. Gonzaga, 2017 NCAA Final

### THREE-POINTERS

**Made 5 three-pointers:** by Justin Jackson vs. Texas Southern, 2017 South 1st  
**Made 6 three-pointers:** by Marcus Paige vs. Indiana, 2016 East SF  
**Attempted 10 three-pointers:** 13 by Joel Berry II vs. Gonzaga, 2017 NCAA Final  
**UNC made 10 three-pointers:** 11 vs. Villanova, 2016 NCAA Final  
**UNC did not make a three-pointer:** 0 vs. Alabama, 1992 Southeast 2nd  
**UNC attempted 30 three-pointers:** 31 vs. Texas A&M, 2018 West 2nd  
**UNC shot 70 percent (min. 10 att.):** .700 (7x10) vs. Oklahoma, 1990 Midwest 2nd  
**UNC shot less than 15 percent (min. 10 att.):** .148 vs. Gonzaga (4x27), 2017 NCAA Final  
**UNC shot less than 20 percent (min. 10 att.):** .194 vs. Texas A&M (6x31), 2018 West 2nd

### CAROLINA FREE THROWS

**Made 10 for 10 or better:** 12x12 by Tyler Hansbrough vs. Radford, 2009 South 1st  
**Made 15 free throws:** 15 by Ty Lawson vs. Michigan State, 2009 NCAA Final  
**Attempted 15 free throws:** 19 by Tyler Zeller vs. Long Island, 2011 East 1st  
**UNC shot 90 percent (min. 10 att.):** .905 (19x21) vs. Providence, 2016 East 2nd  
**UNC shot under 50 percent:** .483 (14x29) vs. Ohio State, 1946 East Final (OT)  
**UNC made 30 free throws:** 31 vs. Long Island, 2011 East 1st  
**UNC made less than five FTs:** 4 vs. George Mason, 2006 East 2nd  
**UNC attempted 40 free throws:** 42 vs. Long Island, 2011 East 1st  
**UNC attempted less than five FTs:** 4 vs. George Mason, 2006 East 2nd

### REBOUNDS

**Had 20 rebounds:** 22 by Tyler Zeller vs. Ohio, 2012 Midwest Semifinal (OT)  
**Had 15 rebounds:** 17 by Kennedy Meeks vs. Kentucky, 2017 South Final  
**Two players had 15 or more rebounds:** 17 by Sean May and 15 by Marvin Williams vs. Iowa State, 2005 East 2nd  
**Three players had double-figure rebounds:** 22 by Tyler Zeller, 10 by John Henson and 10 by Reggie Bullock vs. Ohio, 2012 Midwest Semifinal (OT)  
**UNC had 20 offensive rebounds:** 20 vs. Iona, 2019 Midwest 2nd  
**UNC had 60 rebounds:** 63 vs. Ohio, 2012 Midwest Semifinal (OT)

### DOUBLE-DOUBLES

**Double-double in points and rebounds and 5 or more assists:** Theo Pinson vs. Lipscomb, 2018 West 1st (15 points/10 rebounds/7 assists)  
**Double-double in points and assists and 5 or more rebounds:** Steve Bucknall vs. Michigan, 1989 South Semifinal (10 points/7 rebounds/10 assists)  
**Double-double by a non-starter:** Luke Maye (16 points/12 rebounds) vs. Butler, 2017 South Semifinal  
**Three players had double-doubles:** Tyler Zeller (20 pts/22 reb), Reggie Bullock (17 pts/10 reb) and John Henson (14 pts/10 reb) vs. Ohio, 2012 Midwest Semifinal (OT)  
**Points & rebounds in 5 consecutive games:** Antawn Jamison vs. Navy, UNC Charlotte (OT), Michigan State, Connecticut and Utah, 1998  
**Points & assists:** Kendall Marshall (18 points/11 assists) vs. Creighton, 2012 Midwest 2nd  
**Points & assists/consecutive games:** Kendall Marshall (11 points/10 assists) vs. Vermont, 2012 Midwest 1st, and (18 points/11 assists) vs. Creighton, 2012 Midwest 2nd  
**Points & rebounds by a guard:** Reggie Bullock (17 pts/10 reb) vs. Ohio, 2012 Midwest Semifinal (OT)

### ASSISTS

**Had 10 assists:** 11 by Theo Pinson vs. Texas A&M, 2018 West 2nd  
**Had 10 assists in two consecutive games:** Kendall Marshall – 10 vs. Vermont, 2012 Midwest 1st; and 11 vs. Creighton, 2012 Midwest 2nd  
**Had 10 assists in three consecutive games:** Ed Cota in three consecutive – 10 vs. Weber State, 1999 West 1st; 10 vs. Missouri, 2000 South 1st; and 10 vs. Stanford, 2000 South 2nd  
**UNC had 30 assists:** 36 vs. Loyola Marymount, 1988 West 2nd  
**UNC had less than 10 assists:** 7 vs. Kansas, 2008 NCAA Semifinal  
**UNC had 5 or fewer assists:** 4 vs. Texas A&M, 1980 Midwest 2nd (2 OT)

### TURNOVERS

**Had more than 5:** 6 by Reyshawn Terry vs. Eastern Kentucky, 2007 East 1st  
**UNC committed 20 or more and won:** 24 vs. Ohio, 2012 Midwest Semifinal (OT)  
**UNC committed 25 or more:** 26 vs. Loyola Marymount, 1988 West 2nd  
**UNC committed less than 5:** 4 vs. Gonzaga, 2017 NCAA Final  
**UNC committed less than 10 in consecutive games:** 9 vs. Indiana and 6 vs. Notre Dame, 2016 East

### BLOCKED SHOTS

**Blocked 5 or more shots:** 8 by Brice Johnson vs. Florida Gulf Coast, 2016 East 1st  
**UNC blocked 0 shots:** 0 vs. Iona, 2019 Midwest 1st  
**UNC blocked 10 shots:** 10 vs. Florida Gulf Coast, 2016 East 1st

### STEALS

**Had 5 or more steals:** 5 by Justin Jackson vs. Arkansas, 2017 South 2nd  
**UNC had 10 or more steals:** 13 vs. Arkansas, 2017 South 2nd

### MISCELLANEOUS

**Led UNC in points, rebounds and assists:** Jerry Stackhouse (18 points, 12 rebounds and six assists) vs. Kentucky, 1995 Southeast Final  
**Led UNC in points, rebounds, blocks and steals:** Kennedy Meeks vs. Oregon, 2017 NCAA Semifinal (25 points, 14 rebounds, 1 block, 3 steals)  
**Played every minute:** Jason Capel and Ed Cota (40 minutes) vs. Tulsa, 2000 South Final  
**Carolina rallied from 10 points down in the second half to win:** trailed Southern California by 16 points (33-49) with 17:42 to play and won, 74-64, 2007 East Semifinal  
**Carolina trailed by five or more points in the final four minutes and won:** trailed Arkansas 60-65 with 2:57 to play, won 72-65), 2017 South 2nd  
**Led at the half and lost:** 2016 NCAA Final (led Villanova 39-34, lost 74-77)  
**Led by 10 or more points in the second half and lost:** 2007 East Final vs. Georgetown (led 69-58 with 12:22 to play in regulation, lost 84-96 in overtime)  
**Led by 20 or more points at halftime:** 25 – Carolina 52, Texas Southern 27, 2017 South 1st  
**Scored 15 or more consecutive points:** 19-0 run vs. Marquette, 2011 East Semifinal  
**Hit a last-second shot to win:** Luke Maye with 0.3 seconds left to beat Kentucky, 75-73, 2017 South Final

### OVERTIME

**Played an overtime game:** 2012 Midwest Semifinal vs. Ohio (won, 73-65)  
**Lost an overtime game:** 2007 East final vs. Georgetown (lost, 84-96)  
**Played two overtimes:** 1980 Midwest 2nd vs. Texas A&M (lost, 61-78)  
**Played three overtimes:** 1957 NCAA Final vs. Kansas (won, 54-43)

### SCORING MARGIN

**Won by 30 or more points:** 39 – UNC 103, Texas Southern 64, 2017 South 2nd  
**Won by 40 or more points:** 43 – UNC 101, Radford 58, 2009 South 1st  
**Lost by 20 or more points:** 21 – Texas A&M 86, UNC 65, 2018 West 2nd





# NCAA TOURNAMENT

## Game-by-Game Statistics — Opponent

DATE	OPPONENT	RD	(UNC W/L)	OPP PTS	FG	FG%	1st FG%	2nd FG%	3FG	3FG%	FT	FT%	O-D-REB	PF	A	TO	B	ST
3-21-41	Pittsburgh	E-sf	L	26							8-13	.615		9				
3-22-41	Dartmouth	E-con	L	60	25						10-17	.588		11				
3-21-46	NYU	E-sf	W	49	16						17-25	.680		18				
3-23-46	Ohio State	E-f	W (OT)	57	19-89	.213					19-30	.633		25				
3-26-46	Oklahoma A&M	FF-nc	L	43	16						11-22	.500		18				
3-12-57	Yale	E-1	W	74	28-67	.418					18-27	.667		28				
3-15-57	Canisius	E-sf	W	75	25-62	.403					25-34	.735		34				
3-16-57	Syracuse	E-f	W	58	24-75	.320					10-23	.435		57				
3-22-57	Michigan State	FF-sf	W (3 OT)	70	23-80	.288					24-36	.667		65				
3-23-57	Kansas	FF-nc	W (3 OT)	53	15-47	.319					23-33	.697		28				
3-10-59	Navy	E-1	L	76	25-51	.490					26-40	.650		43				
3-17-67	Princeton	E-sf	W (OT)	70	30-85	.353					10-21	.476		52	9	10		
3-18-67	Boston College	E-f	W	80	33-82	.402					14-20	.700		41	16	22	10	
3-24-67	Dayton	FF-sf	L	76	28-56	.500	.400	.615			20-31	.645		39	13	12	13	
3-25-67	Houston	FF-con	L	84	33-78	.423	.422	.424			18-29	.621		76	19	6	18	
3-15-68	St. Bonaventure	E-sf	W	72	28-72	.389	.382	.395			16-25	.640		43	21	12	24	
3-16-68	Davidson	E-f	W	66	23-65	.354	.419	.294			20-22	.909		48	16	5	19	
3-22-68	Ohio State	FF-sf	W	66	28-79	.354					10-18	.556		49				
3-23-68	UCLA	FF-nc	L	78	31-60	.517					16-21	.762		48	16	19	26	
3-13-69	Duquesne	E-sf	W	78	35-69	.507	.357	.457			8-17	.471		37	20	16	15	
3-15-69	Davidson	E-f	W	85	33-79	.418	.308	.459			19-25	.760		39	21	14	14	
3-20-69	Purdue	FF-sf	L	92	38-78	.487					16-22	.727	19-32-51	20	17	15		
3-22-69	Drake	FF-con	L	104	45-80	.563					14-18	.778	14-23-37	22	16	23		
3-16-72	South Carolina	E-sf	W	69	23-68	.338					23-30	.767		44	26	5	19	
3-18-72	Penn	E-f	W	59	21-56	.375					17-23	.739		35	23	10	15	
3-23-72	Florida State	FF-sf	L	79	25-55	.600	.600	.280			29-43	.674		35	20	16	27	
3-25-72	Louisville	FF-con	W	91	32-78	.410	.324	.488			27-37	.730		38	31	17	22	
3-15-75	New Mexico State	E-1	W	69	31-65	.477	.692	.333			7-9	.778		38	22	19	28	1 2
3-20-75	Syracuse	E-sf	L	78	35-60	.583	.563	.607			8-14	.571		24	20	9	21	2 4
3-22-75	Boston College	E-con	W	90	37-78	.474	.441	.500			16-19	.842		31	23	17	19	1 8
3-13-76	Alabama	ME-1	L	79	33-62	.532	.576	.483			13-21	.619		49	17	16	21	4 6
3-12-77	Purdue	E-1	W	66	26-53	.491	.500	.478			14-15	.933		29	19	7	16	3 3
3-17-77	Notre Dame	E-sf	W	77	30-45	.667	.600	.750			17-22	.773		31	19	8	21	0 6
3-19-77	Kentucky	E-f	W	72	28-61	.459	.432	.500			16-18	.889		27	26	13	11	1 4
3-26-77	UNLV	FF-sf	W	83	41-80	.513	.545	.472			1-5	.200		29	22	11	16	3 11
3-28-77	Marquette	FF-nc	L	67	22-47	.468	.533	.353			23-25	.920		29	13	8	11	3 5
3-11-78	San Francisco	W-1	L	68	28-54	.519	.481	.556			12-15	.800		39	14	23	19	5 4
3-11-79	Penn (1/9)	E-2	L	72	29-56	.518	.412	.662			14-21	.667		28	23	17	17	1 12
3-9-80	Texas A&M (3/6)	MW-2	L (2 OT)	78	24-55	.436	.500	.370			30-48	.625		48	20	6	12	2 7
3-15-81	Pittsburgh (2/10)	W-2	W	57	22-59	.373	.409				13-17	.765		26	25	4	11	2 12
3-19-81	Utah (2/3)	W-sf	W	56	23-58	.397	.370	.565			10-13	.769		32	21	17	13	2 6
3-21-81	Kansas State (2/8)	W-f	W	68	29-69	.420	.407	.429			10-13	.769		30	19	17	8	1 4
3-28-81	Virginia (2/1)	FF-sf	W	65	26-61	.426	.500	.378			13-15	.867		34	27	14	14	3 7
3-30-81	Indiana (2/3)	FF-nc	L	63	23-48	.479	.379	.632			17-22	.773		33	17	14	14	1 8
3-13-82	James Madison (1/9)	E-2	W	50	21-37	.568	.611	.526			8-11	.727		22	22	12	15	0 4
3-19-82	Alabama (1/4)	E-sf	W	69	29-53	.547	.600	.500			11-16	.688		21	27	11	10	2 2
3-21-82	Villanova (1/3)	E-f	W	60	27-55	.491	.370	.607			6-9	.667		23	22	12	13	1 3
3-27-82	Houston (1/6)	FF-sf	W	63	27-64	.422	.500	.368			9-14	.643		33	19	9	12	4 10
3-29-82	Georgetown (1/1)	FF-nc	W	62	27-51	.529	.536	.522			8-9	.889		22	20	16	12	2 11
3-19-83	James Madison (2/10)	E-2	W	49	22-49	.449	.368	.500			5-8	.625		21	23	19	19	0 9
3-25-83	Ohio State (2/3)	E-sf	W	51	20-45	.444	.523	.375			11-17	.588	10-18-28	23	9	15	2	6
3-27-83	Georgia (2/4)	E-f	L	82	32-57	.561	.515	.625			18-28	.643	15-22-37	17	16	10	2	5
3-17-84	Temple (1/8)	E-2	W	66	31-76	.408	.361	.450			4-11	.364		38	23	9	11	0 10
3-22-84	Indiana (1/4)	E-sf	L	72	24-37	.649	.619	.688			24-35	.686		28	19	13	17	1 6
3-14-85	Middle Tenn St (2/15)	SE-1	W	57	27-70	.386	.455	.324			3-7	.429		32	21	7	12	2 8
3-16-85	Notre Dame (2/7)	SE-2	W	58	22-45	.489	.538	.421			14-26	.538		23	18	10	9	3 8
3-22-85	Auburn (2/11)	SE-sf	W	56	25-59	.424	.333	.500			6-12	.500		33	18	9	5	2 4
3-24-85	Villanova (2/8)	SE-f	L	56	22-47	.468	.231	.762			12-17	.706		26	11	13	10	2 13
3-13-86	Utah (3/14)	W-1	W	72	32-67	.478	.546	.412			8-10	.800		31	26	15	15	5 8
3-15-86	UAB (3/6)	W-2	W	59	22-73	.301	.353	.256			15-27	.556		45	26	14	9	3 5
3-20-86	Louisville (3/2)	W-sf	L	94	33-65	.508	.533	.486			28-33	.849		33	17	22	12	5 6
3-12-87	Penn (1/16)	E-1	W	82	32-64	.500	.576	.419	3-4	.750	15-25	.600	15-17-32	29	10	21	1	5
3-14-87	Michigan (1/9)	E-2	W	97	40-83	.482	.381	.683	6-14	.429	11-14	.786	16-22-38	29	21	11	1	3
3-19-87	Notre Dame (1/5)	E-sf	W	68	27-56	.481	.409	.529	3-7	.429	11-13	.846	14-15-29	14	9	11	1	5
3-21-87	Syracuse (1/2)	E-f	L	79	31-60	.517	.486	.560	2-6	.333	15-29	.517	18-24-42	16	17	13	5	7
3-17-88	North Texas State (2/15)	W-1	W	65	22-66	.333	.294	.375	6-19	.316	15-20	.750	18-21-39	20	9	15	0	11
3-19-88	Loyola Marymount (2/10)	W-2	W	97	33-103	.321	.255	.385	13-39	.333	18-32	.563	28-13-41	24	17	6	1	11
3-25-88	Michigan (2/3)	W-sf	W	69	27-55	.491	.458	.516	6-16	.375	9-13	.692	7-24-31	24	15	13	4	3
3-27-88	Arizona (2/1)	W-f	L	70	21-39	.538	.467	.583	5-11	.455	23-28	.821	2-26-28	16	10	10	1	4
3-17-89	Southern (2/15)	SE-1	W	79	32-79	.405	.316	.488	10-28	.357	5-12	.417	15-18-33	16	14	9	2	11
3-19-89	UCLA (2/7)	SE-2	W	81	29-58	.500	.643	.367	8-19	.421	15-27	.556	9-24-33	24	19	9	1	3
3-23-89	Michigan (2/3)	SE-sf	L	92	36-66	.545	.588	.500	13-24	.542	7-12	.583	9-25-34	18	20	19	4	6
3-15-90	SW Missouri State (8/9)	MW-1	W	70	26-55	.472	.531	.391	6-19	.315	12-19	.631	13-19-32	19	13	13	1	4
3-17-90	Oklahoma (8/1)	MW-2	W	77	28-58	.483	.424	.560	7-19	.368	14-18	.778	9-19-28	18	21	17	2	10
3-22-90	Arkansas (8/4)	MW-sf	L	96	37-72	.514	.457	.568	8-18	.444	14-17	.824		36	21	20	12	1 10
3-15-91	Northeastern (1/16)	E-1	W	66	27-72	.375	.309	.467	3-15	.200	9-12	.750	12-30-32	25	17	21	3	13
3-17-91	Villanova (1/9)	E-2	W	69	24-58	.414	.400	.424	9-21	.429	12-12	1.000	10-24-34	21	11	22	5	8
3-22-91	Eastern Michigan (1/12)	E-sf	W	67	27-61	.443	.586	.313	7-20	.350	6-10	.600	12-18-30	16	18	16	6	7
3-24-91	Temple (1/10)	E-f	W	72	28-65	.431	.333	.514	9-24	.375	7-12	.583	12-23-35	16	12	6	7	3
3-30-91	Kansas (1/3)	FF-sf	L	79	27-66	.409	.421	.393	4-14	.286	21-36	.583	21-30-51	20	17	18	1	5
3-19-92	Miami (Ohio) (4/13)	SE-1	W	63	23-54	.426	.407	.444	11-27	.407	6-9	.667	13-22-35	20	9	21	2	2
3-21-92	Alabama (4/5)	SE-2	W	55	20-69	.290	.290	.289	7-28	.250	8-10	.800	13-18-31	19	5	10	3	8
3-27-92	Ohio State (4/1)	SE-sf	L	80	32-75	.427	.359	.500	7-22	.318	9-13	.692	20-16-36	14	17			

DATE	OPPONENT	RD	(UNC W/L)	PTS	FG	FG%	1st FG%	2nd FG%	3FG	3FG%	FT	FT%	O-D-REB	PF	A	TO	B	ST
3-17-95	Murray State (2/15)	SE-1	W	70	26-73	.356	.457	.263	7-24	.292	11-13	.846	18-17-35	22	6	9	0	11
3-19-95	Iowa State (2/7)	SE-2	W	51	21-54	.389	.423	.357	5-23	.217	4-6	.667	9-16-25	13	12	15	0	8
3-23-95	Georgetown (2/6)	SE-sf	W	64	23-69	.333	.270	.406	3-12	.250	15-22	.682	23-22-45	18	9	9	4	6
3-25-95	Kentucky (2/1)	SE-f	W	61	21-75	.280	.265	.293	7-36	.194	12-16	.750	19-19-38	23	19	12	4	13
4-1-95	Arkansas (2/2)	FF-sf	L	75	28-74	.378	.300	.471	12-34	.353	7-9	.778	16-26-42	17	22	9	1	9
3-15-96	New Orleans (6/11)	E-1	W	62	25-60	.417	.357	.469	6-18	.333	6-9	.667	8-19-27	17	13	7	0	6
3-17-96	Texas Tech (6/3)	E-2	L	92	30-51	.588	.548	.650	12-26	.462	20-30	.667	8-25-33	19	22	11	2	5
3-13-97	Fairfield (1/16)	E-1	W	74	25-51	.490	.560	.423	12-24	.500	12-15	.800	12-22-34	14	17	11	1	0
3-15-97	Colorado (1/9)	E-2	W	56	25-62	.403	.452	.355	3-18	.167	3-10	.300	8-23-31	22	11	10	2	7
3-21-97	California (1/5)	E-sf	W	57	21-55	.382	.385	.379	8-23	.348	7-14	.500	12-25-37	16	16	16	4	7
3-23-97	Louisville (1/6)	E-f	W	74	26-69	.377	.313	.432	11-34	.324	11-16	.688	21-16-37	26	17	16	1	5
3-29-97	Arizona (1/4)	FF-sf	L	66	22-66	.333	.344	.324	11-29	.379	11-16	.688	17-31-48	13	15	16	8	8
3-12-98	Navy (1/16)	E-1	W	52	20-74	.270	.314	.231	6-20	.300	6-10	.600	12-21-33	19	9	12	0	7
3-14-98	UNC Charlotte (1/8)	E-2	W (OT)	83	31-73	.425	.417	.419	9-26	.346	12-16	.750	23-20-43	21	18	11	0	3
3-19-98	Michigan State (1/4)	E-sf	W	58	21-68	.309	.345	.282	6-25	.240	10-12	.833	16-17-33	22	10	5	3	4
3-21-98	Connecticut (1/2)	E-f	W	64	23-58	.397	.353	.458	8-24	.333	10-15	.667	12-18-30	14	11	12	1	4
3-28-98	Utah (1/2)	FF-sf	L	66	24-54	.444	.483	.400	5-17	.294	12-22	.545	8-31-39	15	14	9	3	5
3-11-99	Weber State (3/14)	W-1	L	76	26-55	.473	.433	.520	14-26	.538	10-12	.833	5-22-27	15	15	13	4	6
3-17-00	Missouri (8/9)	S-1	W	70	27-66	.409	.469	.353	8-31	.258	8-11	.727	11-19-30	22	16	13	0	4
3-19-00	Stanford (8/1)	S-2	W	53	20-58	.345	.345	.345	6-22	.273	7-8	.875	14-24-38	18	11	11	3	6
3-24-00	Tennessee (8/4)	S-sf	W	69	21-59	.356	.406	.296	6-21	.286	21-24	.875	15-23-38	17	11	14	4	9
3-26-00	Tulsa (8/7)	S-f	W	55	22-59	.373	.444	.313	5-20	.250	6-9	.667	9-20-29	19	9	12	4	9
4-3-00	Florida (8/5)	FF-sf	L	71	25-64	.391	.394	.387	7-28	.250	14-23	.609	14-29-43	23	13	10	2	9
3-16-01	Princeton (2/15)	S-1	W	48	20-53	.377	.292	.448	7-29	.241	1-2	.500	3-16-19	17	17	13	2	11
3-18-01	Penn State (2/7)	S-2	L	82	31-71	.437	.432	.441	7-26	.269	13-15	.867	13-20-33	17	17	11	1	18
3-18-04	Air Force (6/11)	S-1	W	52	17-39	.436	.500	.381	8-25	.320	10-13	.769	2-19-21	15	15	16	2	7
3-20-04	Texas (6/3)	S-2	L	78	27-55	.491	.600	.360	5-13	.385	19-23	.826	9-26-35	19	10	11	1	6
3-18-05	Oakland (1/16)	E-1	W	68	25-58	.431	.448	.414	6-15	.400	12-18	.667	11-11-22	16	12	10	0	9
3-20-05	Iowa State (1/8)	E-2	W	65	27-76	.355	.429	.293	4-13	.308	7-17	.412	20-27-47	23	20	17	2	8
3-25-05	Villanova (1/5)	E-sf	W	66	23-61	.377	.375	.379	8-28	.286	12-19	.632	14-19-33	21	7	9	5	5
3-27-05	Wisconsin (1/6)	E-f	W	82	30-61	.492	.500	.481	11-24	.458	11-13	.846	10-19-29	17	17	12	0	5
4-2-05	Michigan State (1/5)	FF-sf	W	71	25-74	.338	.375	.294	7-23	.304	14-18	.778	15-27-42	19	15	12	4	10
4-4-05	Illinois (1/1)	FF-nc	W	70	27-70	.386	.270	.515	12-40	.300	4-6	.667	17-22-39	18	18	8	1	8
3-17-06	Murray State (3/14)	E-1	W	65	25-65	.385	.324	.464	7-27	.259	8-12	.667	17-16-33	19	5	13	2	9
3-19-06	George Mason (3/11)	E-2	L	65	23-58	.397	.281	.538	4-16	.250	15-19	.789	11-27-38	8	14	8	2	7
3-15-07	Eastern Kentucky (1/16)	E-1	W	65	28-59	.475	.483	.467	6-22	.273	3-6	.500	6-10-16	13	14	16	1	12
3-17-07	Michigan State (1/9)	E-2	W	67	22-59	.373	.414	.333	8-20	.400	15-17	.882	11-18-29	27	15	10	0	5
3-23-07	Southern California (1/5)	E-sf	W	64	26-61	.426	.500	.333	5-18	.278	7-9	.778	10-29-39	19	13	18	7	5
3-25-07	Georgetown (1/2)	E-f	L (OT)	96	38-66	.576	.594	.556	8-14	.571	12-18	.667	11-27-38	18	26	10	11	4
3-21-08	Mount St. Mary's (1/16)	E-1	W	74	28-65	.431	.486	.367	7-22	.318	11-14	.786	9-13-22	18	16	15	1	7
3-23-08	Arkansas (1/9)	E-2	W	77	28-59	.475	.357	.581	5-18	.278	16-23	.696	14-13-27	13	11	9	3	5
3-27-08	Washington State (1/4)	E-sf	W	47	18-57	.316	.346	.290	2-16	.125	9-15	.600	9-23-32	18	9	10	5	6
3-29-08	Louisville (1/3)	E-f	W	73	29-55	.527	.519	.536	6-19	.316	9-16	.563	13-14-27	19	15	19	5	7
4-5-08	Kansas (1/1)	FF-sf	L	84	34-64	.531	.545	.516	5-15	.333	11-14	.786	11-31-42	21	17	19	9	10
3-19-09	Radford (1/16)	S-1	W	58	22-80	.275	.395	.167	5-17	.294	9-14	.643	20-28-48	17	9	18	6	9
3-21-09	LSU (1/8)	S-2	W	70	29-64	.453	.400	.500	9-22	.409	3-6	.500	16-17-43	16	12	15	4	5
3-27-09	Gonzaga (1/4)	S-sf	W	77	27-58	.486	.485	.440	7-23	.304	16-23	.696	4-27-31	19	10	12	5	6
3-29-09	Oklahoma (1/2)	S-f	W	60	24-54	.444	.364	.500	2-19	.105	10-16	.625	12-19-31	20	9	16	0	6
4-4-09	Villanova (1/3)	FF-sf	W	69	26-79	.329	.390	.263	5-27	.185	12-16	.750	22-31-53	26	8	12	3	7
4-6-09	Michigan State (1/2)	FF-nc	W	72	22-55	.400	.444	.357	7-23	.304	21-29	.724	13-29-42	28	13	21	5	1
3-18-11	Long Island (2/15)	E-1	W	87	31-85	.365	.390	.341	8-31	.258	17-25	.680	16-23-39	28	19	14	1	11
3-20-11	Washington (2/7)	E-2	W	83	33-72	.458	.450	.469	10-19	.526	7-7	1.000	14-26-40	20	17	13	2	6
3-25-11	Marquette (2/11)	E-sf	W	63	23-63	.365	.200	.515	2-16	.125	15-20	.750	18-24-42	17	8	18	8	4
3-27-11	Kentucky (2/4)	E-f	L	76	27-56	.482	.467	.500	12-22	.545	10-16	.625	9-25-34	13	16	14	5	10
3-16-12	Vermont (1/16)	MW-1	W	58	25-63	.397	.379	.412	3-18	.167	5-8	.625	16-26-42	19	8	20	2	6
3-18-12	Creighton (1/8)	MW-2	W	73	28-68	.412	.375	.464	8-20	.400	9-12	.750	9-26-35	18	11	9	3	7
3-23-12	Ohio (1/13)	MW-sf	W (OT)	65	23-71	.324	.229	.500	12-32	.375	7-8	.875	7-23-30	22	17	13	3	13
3-25-12	Kansas (1/2)	MW-f	L	80	29-63	.460	.563	.355	4-14	.286	18-24	.750	11-30-41	16	14	8	3	9
3-22-13	Villanova (8/9)	S-1	W	71	27-61	.443	.500	.405	4-21	.190	13-19	.684	15-22-37	22	6	16	2	9
3-24-13	Kansas (8/1)	S-2	L	70	24-55	.436	.250	.630	5-14	.357	17-21	.810	15-35-50	12	11	22	5	7
3-21-14	Providence (6/11)	E-1	W	77	28-53	.528	.520	.536	4-16	.250	17-21	.810	9-17-26	14	12	10	8	4
3-23-14	Iowa State (6/3)	E-2	L	85	29-66	.439	.343	.548	12-26	.462	15-21	.714	11-26-37	17	16	14	1	6
3-19-15	Harvard (4/13)	W-1	W	65	21-55	.382	.286	.481	5-13	.385	18-20	.900	12-14-26	16	9	7	2	9
3-21-15	Arkansas (4/5)	W-2	W	78	24-65	.369	.308	.462	8-25	.320	22-27	.815	20-19-39	23	17	21	3	9
3-26-15	Wisconsin (4/1)	W-sf	L	79	26-56	.464	.367	.577	7-21	.333	20-23	.870	12-23-35	18	13	5	0	3
3-17-16	Florida Gulf Coast (1/16)	E-1	W	67	25-58	.431	.600	.303	2-11	.182	15-24	.625	15-28-43	19	10	14	5	6
3-19-16	Providence (1/9)	E-2	W	66	23-57	.404	.379	.429	12-28	.261	14-23	.609	9-15-24	20	8	11	1	5
3-25-16	Indiana (1/5)	E-sf	W	86	25-61	.410	.406	.414	13-31	.419	23-26	.885	15-17-32	27	13	12	1	2
3-27-16	Notre Dame (1/6)	E-f	W	74	27-49	.551	.583	.520	9-18	.500	11-14	.786	5-10-15	18	9	7	1	3
4-2-16	Syracuse (1/10)	FF-sf	W	66	27-66	.409	.355	.457	8-25	.320	4-13	.308	16-15-31	15	5	10	4	8
4-4-16	Villanova (1/2)	FF-f	L	77	28-48	.583	.583	.583	8-14	.571	13-17	.765	2-21-23	16	6	10	5	5
3-17-17	Texas Southern (1/16)	S-1	W	64	22-60	.367	.300	.433	7-27	.259	13-16	.813	6-21-27	17	9	13	3	6
3-19-17	Arkansas (1/8)	S-2	W	65	26-60	.433	.419	.448	8-21	.381	5-8	.625	8-24-32	20	9	19	4	10
3-24-17	Butler (1/4)	S-sf	W	80	27-62	.435	.433	.438	8-28	.286	18-21	.857	8-18-26	23	13	9	1	5
3-26-17	Kentucky (1/2)	S-f	W	73	27-65	.415	.375	.455	7-19	.632	12-19	.632	11-23-34	19	16	9	2	7
4-1-17	Oregon (1/3)	FF-sf	W	76	22-58	.379												



## NCAA TOURNAMENT SINGLE-GAME HIGHS/LOWS

### Opponents

#### MOST POINTS

104 by Drake, 1969 NCAA 3rd Place  
97 by Auburn, 2019 Midwest Semifinal  
97 by Loyola Marymount, 1988 West 2nd  
97 by Michigan, 1987 East 2nd  
96 by Georgetown, 2007 East Final (OT)  
96 by Arkansas, 1990 Midwest Semifinal

#### FEWEST POINTS

26 by Pittsburgh, 1941 East Semifinal  
43 by Oklahoma A&M, 1946 NCAA Final  
47 by Washington State, 2008 East Semifinal  
48 by Princeton, 2001 South 1st  
49 by James Madison, 1983 East 2nd  
49 by NYU, 1946 East Semifinal

#### MOST POINTS IN A HALF

57 by Arkansas, 2nd half, 1990 Midwest Semifinal  
57 by Loyola Marymount, 2nd half, 1988 West 2nd  
57 by Louisville, 2nd half, 1972 NCAA 3rd Place  
56 by Auburn, 2nd half, 2019 Midwest Semifinal  
54 by Michigan, 2nd half, 1987 East 2nd  
54 by Drake, 2nd half, 1969 NCAA 3rd Place

#### MOST POINTS IN FIRST HALF

53 by Penn, 1987 East 1st

#### FEWEST POINTS IN A HALF

8 by Pittsburgh, 1st half, 1941 East Semifinal  
15 by Marquette, 1st half, 2011 East Semifinal  
16 by Princeton, 1st half, 2001 South 1st  
17 by Villanova, 1st half, 1985 Southeast Final  
17 by James Madison, 1st half, 1983 East 2nd

#### MOST FIELD GOALS

45 by Drake, 1969 NCAA 3rd Place  
41 by UNLV, 1977 NCAA Semifinal  
40 by Michigan, 1987 East 2nd  
38 by Georgetown, 2007 East Final (OT)  
38 by Purdue, 1969 NCAA Semifinal

#### FEWEST FIELD GOALS

15 by Kansas, 1957 Final (3 OT)  
16 by Oklahoma A&M, 1946 NCAA Final  
17 by Air Force, 2004 South 1st  
18 by Washington State, 2008 East Semifinal  
18 by Liberty, 1994 East 1st

#### MOST FIELD GOALS ATTEMPTED

103 by Loyola Marymount, 1988 West 2nd  
89 by Ohio State, 1946 East Final (OT)  
85 by Long Island, 2011 East 1st  
85 by Princeton, 1967 East Semifinal (OT)  
83 by Michigan, 1987 East 2nd

#### FEWEST FIELD GOALS ATTEMPTED

37 by Indiana, 1984 East Semifinal  
37 by James Madison, 1982 East 2nd  
39 by Air Force, 2004 South 1st  
39 by Arizona, 1988 West Final  
45 by Notre Dame, 1985 Southeast 2nd  
45 by Ohio State, 1983 East Semifinal  
45 by Notre Dame, 1977 East Semifinal

#### HIGHEST FIELD GOAL PERCENTAGE

.667 by Notre Dame (30-45), 1977 East Semifinal  
.649 by Indiana (24-37), 1984 East Semifinal  
.600 by Florida State (25-55), 1972 NCAA Semifinal  
.588 by Texas Tech (30-51), 1996 East 2nd  
.583 by Villanova (28-48), 2016 NCAA Final  
.583 by Syracuse (35-50), 1975 East Semifinal

#### LOWEST FIELD GOAL PERCENTAGE

.213 by Ohio State (19-89), 1946 East Final (OT)  
.270 by Navy (20-74), 1998 East 1st  
.275 by Radford (22-80), 2009 South 1st  
.280 by Kentucky (21-75), 1995 Southeast Final  
.290 by Liberty (18-62), 1994 East 1st  
.290 by Alabama (20-69), 1992 Southeast 2nd

#### HIGHEST FIELD GOAL PERCENTAGE IN A HALF

.762 by Villanova, 2nd half (16 of 21),  
1985 Southeast Final  
.750 by Notre Dame, 2nd half (15-20),  
1977 East Semifinal  
.692 by New Mexico State, 1st half (18-26),  
1975 East 1st  
.688 by Indiana, 2nd half (11-16), 1984 East Semifinal  
.683 by Michigan, 2nd half (24-41), 1987 East 2nd

#### LOWEST FIELD GOAL PERCENTAGE IN A HALF

.167 by Radford, 2nd half (7-42), 2009 South 1st  
.200 by Marquette, 1st half (6-30), 2011 East Semifinal  
.229 by Ohio, 1st half (8-35), 2012 Midwest  
Semifinal (OT)  
.229 by Rhode Island, 1st half (8-35), 1993 East 2nd  
.231 by Navy, 2nd half (9-39), 1998 East 1st  
.231 by Villanova, 1st half (6-26), 1985 Southeast Final

#### MOST THREE-POINT FIELD GOALS MADE

17 by Auburn, 2019 Midwest Semifinal  
15 by Iona, 2019 Midwest 1st  
14 by Weber State, 1999 West 1st  
13 by Indiana, 2016 East Semifinal  
13 by Michigan, 1989 Southeast Semifinal  
13 by Loyola Marymount, 1988 West 2nd

#### FEWEST THREE-POINT FIELD GOALS MADE

2 by Florida Gulf Coast, 2016 East 1st  
2 by Marquette, 2011 East Semifinal  
2 by Oklahoma, 2009 South Final  
2 by Washington State, 2008 East Semifinal  
2 by Syracuse, 1987 East Final

#### MOST THREE-POINT FIELD GOAL ATTEMPTS

41 by Iona, 2019 Midwest 1st  
40 by Illinois, 2005 NCAA Final  
39 by Loyola Marymount, 1988 West 2nd  
37 by Auburn, 2019 Midwest Semifinal  
36 by Kentucky, 1995 Southeast Final

#### FEWEST THREE-POINT FIELD GOAL ATTEMPTS

4 by Penn, 1987 East 1st  
6 by Syracuse, 1987 East Final  
7 by Notre Dame, 1987 East Semifinal  
11 by Florida Gulf Coast, 2016 East 1st  
11 by Arizona, 1988 West Final

#### HIGHEST THREE-POINT FG PERCENTAGE (min. 10 attempts)

.571 by Villanova (8-14), 2016 NCAA Final  
.571 by Georgetown (8-14), 2007 East Final (OT)  
.550 by Kansas (11-20), 1993 NCAA Semifinal  
.545 by Kentucky (12-22), 2011 East Final  
.542 by Michigan (13-24), 1989 Southeast Semifinal

#### LOWEST THREE-POINT FG PERCENTAGE (min. 10 attempts)

.105 by Oklahoma (5-27), 2009 South Final  
.125 by Marquette (2-16), 2011 East Semifinal  
.125 by Washington State (2-16), 2008 East Semifinal  
.167 by Vermont (3-18), 2012 Midwest 1st  
.167 by Colorado (3-18), 1997 East 2nd

#### MOST FREE THROWS MADE

30 by Texas A&M, 1980 Midwest 2nd (2 OT)  
29 by Florida State, 1972 NCAA Semifinal  
28 by Louisville, 1986 West Semifinal  
27 by Louisville, 1972 NCAA 3rd Place  
26 by Navy, 1959 East 1st

#### FEWEST FREE THROWS MADE

1 by Princeton, 2001 South 1st  
1 by UNLV, 1977 NCAA Semifinal  
3 by LSU, 2009 South 2nd  
3 by Eastern Kentucky, 2007 East 1st  
3 by Colorado, 1997 East 2nd  
3 by Middle Tennessee State, 1985 Southeast 1st

#### MOST FREE THROWS ATTEMPTED

48 by Texas A&M, 1980 Midwest 2nd (2 OT)  
43 by Florida State, 1972 NCAA Semifinal  
40 by Navy, 1959 East 1st  
37 by Louisville, 1972 NCAA 3rd Place  
36 by Kansas, 1991 NCAA Semifinal  
36 by Michigan State, 1957 Semifinal (3 OT)

#### FEWEST FREE THROWS ATTEMPTED

2 by Princeton, 2001 South  
5 by UNLV, 1977 NCAA Semifinal  
6 by LSU, 2009 South 2nd  
6 by Eastern Kentucky, 2007 East 1st  
6 by Illinois, 2005 NCAA Final  
6 by Iowa State, 1995 Southeast 2nd  
6 by Liberty, 1994 East 1st

#### HIGHEST FREE THROW PERCENTAGE (min. 10 attempts)

100.0 by Villanova (12-12), 1991 East 2nd  
.933 by Iona (14-15), 2019 Midwest 1st  
.933 by Purdue (14-15), 1977 East 1st  
.920 by Marquette (23-25), 1977 NCAA Final  
.909 by Davidson (20-22), 1968 East Final

#### LOWEST FREE THROW PERCENTAGE (min. 10 attempts)

.300 by Colorado (3-10), 1997 East 2nd  
.308 by Syracuse (4-13), 2016 NCAA Semifinal  
.364 by Temple (4-11), 1984 East 2nd  
.400 by Washington (4-10), 2019 Midwest 2nd  
.412 by Iowa State (7-17), 2005 East 2nd

#### MOST REBOUNDS

76 by Houston, 1967 NCAA 3rd Place  
65 by Michigan State, 1957 NCAA Semifinal (3 OT)  
57 by Syracuse, 1957 East Final  
53 by Villanova, 2009 NCAA Semifinal  
52 by Princeton, 1967 East Semifinal (OT)

#### FEWEST REBOUNDS

15 by Notre Dame, 2016 East Final  
16 by Eastern Kentucky, 2007 East 1st  
19 by Princeton, 2001 South 1st  
21 by Air Force, 2004 South 1st  
21 by James Madison, 1983 East 2nd

#### HIGHEST REBOUND MARGIN

24 by Houston (52-76), 1967 NCAA 3rd Place  
14 by Texas A&M (36-50), 2018 West 2nd  
14 by Kansas (36-50), 2013 South 3rd  
14 by Purdue (37-51), 1969 NCAA Semifinal  
13 by Alabama (36-49), 1976 Mideast 1st  
13 by UCLA (35-48), 1968 NCAA Final



#### **MOST PERSONAL FOULS**

31 by Louisville, 1972 NCAA 3rd Place  
29 by Michigan, 1987 East 2nd  
29 by Penn, 1987 East 1st  
28 by Long Island, 2011 East 1st  
28 by Michigan State, 2009 NCAA Final  
28 by Princeton, 1967 East Semifinal (OT)  
28 by Yale, 1957 East 1st

#### **FEWEST PERSONAL FOULS**

8 by George Mason, 2006 East 2nd  
10 by Washington, 2019 Midwest 2nd  
11 by Villanova, 1985 Southeast Final  
12 by Kansas, 2013 South 2nd  
13 by Texas A&M, 2018 West 2nd  
13 by Kentucky, 2011 East Final  
13 by Arkansas, 2008 East 2nd  
13 by Eastern Kentucky, 2007 East 1st  
13 by Arizona, 1997 NCAA Semifinal  
13 by Iowa State, 1995 Southeast 2nd  
13 by Marquette, 1977 NCAA Final  
13 by Dayton, 1967 NCAA Semifinal

#### **MOST ASSISTS**

26 by Georgetown, 2007 East Final (OT)  
23 by San Francisco, 1978 West 1st  
22 by Texas Tech, 1996 East 2nd  
22 by Arkansas, 1995 NCAA Semifinal  
22 by Louisville, 1986 West Semifinal  
22 by Boston College, 1967 East Final

#### **FEWEST ASSISTS**

4 by Pittsburgh, 1981 West 2nd  
5 by Syracuse, 2016 NCAA Semifinal  
5 by Murray State, 2006 East 1st  
5 by Alabama, 1992 Southeast 2nd  
5 by South Carolina, 1972 East Semifinal  
5 by Davidson, 1968 East Final

#### **MOST TURNOVERS**

28 by New Mexico State, 1975 East 1st  
27 by Florida State, 1972 NCAA Semifinal  
26 by UCLA, 1968 NCAA Final  
24 by St. Bonaventure, 1968 East Semifinal  
23 by Drake, 1969 NCAA 3rd Place

#### **FEWEST TURNOVERS**

5 by Wisconsin, 2015 West Semifinal  
5 by Michigan State, 1998 East Semifinal  
5 by Auburn, 1985 Southeast Semifinal  
6 by Temple, 1991 East Final  
6 by Loyola Marymount, 1988 West 2nd

#### **MOST BLOCKED SHOTS**

11 by Georgetown, 2007 East Final (OT)  
9 by Kansas, 2008 NCAA Semifinal  
8 by Texas A&M, 2018 West 2nd  
8 by Providence, 2014 East 1st  
8 by Marquette, 2011 East Semifinal  
8 by Arizona, 1997 NCAA Semifinal

#### **FEWEST BLOCKED SHOTS**

0 many times (last by Wisconsin, 2015 West Semifinal)

#### **MOST STEALS**

18 by Penn State, 2001 South 2nd  
13 by Ohio, 2012 Midwest Semifinal (OT)  
13 by Kentucky, 1995 Southeast Final  
13 by Northeastern, 1991 East 1st  
13 by Villanova, 1985 Southeast Final

#### **FEWEST STEALS**

0 by Fairfield, 1997 East 1st  
1 by Michigan State, 2009 NCAA Final  
2 by Gonzaga, 2017 NCAA Final  
2 by Indiana, 2016 East Semifinal  
2 by Miami (Ohio), 1992 Southeast 1st  
2 by Alabama, 1982 East Semifinal  
2 by New Mexico State, 1975 East 1st

#### **INDIVIDUAL LEADERS**

##### **MOST POINTS (30 or more)**

36 – Bryce Cotton, Providence, 2014 East 1st  
36 – Harold Arceneaux, Weber State, 1999 West 1st  
36 – Rick Mount, Purdue, 1969 NCAA Semifinal  
35 – Leon Douglas, Alabama, 1976 Mideast 1st  
34 – Glen Rice, Michigan, 1989 Southeast Semifinal  
34 – Lew Alcindor, UCLA, 1968 NCAA Final  
34 – Don May, Dayton, 1969 NCAA Semifinal  
31 – Mark Macon, Temple, 1991 East Final

##### **MOST FIELD GOALS MADE**

16 – Leon Douglas, Alabama,  
1976 Mideast 1st (16 for 23)  
16 – Don May, Dayton, 1967 NCAA Semifinal (16 for 22)  
15 – Lew Alcindor, UCLA, 1968 NCAA Final (15 for 21)  
14 – Harold Arceneaux, Weber State,  
1999 West 1st (14 for 26)  
14 – Rick Mount, Purdue,  
1969 NCAA Semifinal (14 for 28)

##### **MOST FIELD GOAL ATTEMPTS**

28 – Rick Mount, Purdue, 1969 NCAA Semifinal  
27 – Drew Neitzel, Michigan State, 2007 East 2nd  
26 – Harold Arceneaux, Weber State, 1999 West 1st  
25 – Chuck Person, Auburn, 1985 Southeast Semifinal  
24 – five players; latest– Sean Colson, UNC Charlotte,  
1998 East 2nd (OT)

##### **MOST 3-POINT FIELD GOALS MADE**

8 – Greg Francis, Fairfield, 1997 East 1st (8 of 12)  
8 – Jamie Mercurio, Miami (Ohio),  
1992 Southeast 1st (8 of 14)  
8 – Glen Rice, Michigan,  
1989 Southeast Semifinal (8 of 12)  
7 – Rickey McGill Iona, 2019 Midwest 1st (7 of 9)  
7 – Jeff Fryer, Loyola Marymount, 1988 West 2nd (7 of 14)

##### **MOST 3-POINT FIELD GOAL ATTEMPTS**

17 – Drew Neitzel, Michigan State, 2007 East 2nd  
16 – Luther Head, Illinois, 2005 NCAA Final  
16 – Carlos Sample, Southern, 1989 Southeast 1st  
15 – Clarence Gilbert, Missouri, 2000 South 1st  
14 – Tony Delk, Kentucky, 1995 Southeast Final  
14 – Jamie Mercurio, Miami (Ohio), 1992 Southeast 1st  
14 – Jeff Fryer, Loyola Marymount, 1988 West 2nd

##### **MOST FREE THROWS MADE**

12 – Tyler Dorsey, Oregon,  
2017 NCAA Semifinal (12 of 12)  
11 – Sean Elliott, Arizona,  
1988 West Final (11 for 14)  
11 – Wilt Chamberlain, Kansas,  
1957 NCAA Final (11 for 16) (3 OT)  
10 – Michael Qualls, Arkansas,  
2015 West 2nd (10 for 11)  
10 – Raymar Morgan, Michigan State,  
2007 East 2nd (10 for 11)  
10 – Maurice Ager, Michigan State,  
2005 NCAA Semifinal (10 for 10)  
10 – Herbert Crook, Louisville,  
1986 West Semifinal (10 for 10)  
10 – Ron King, Florida State,  
1972 NCAA Semifinal (10 for 10)

##### **MOST FREE THROW ATTEMPTS**

16 – Wilt Chamberlain, Kansas, 1957 NCAA Final (3 OT)  
15 – Trevor Wilson, UCLA, 1989 Southeast 2nd  
14 – Sean Elliott, Arizona, 1988 West Final  
13 – Adonis Jordan, Kansas, 1991 NCAA Semifinal  
12 – Tyler Dorsey, Oregon, 2017 NCAA Semifinal  
12 – Hank Nowak, Canisius, 1957 East 1st  
12 – Bruce Lefkowitz, Penn, 1987 First

#### **HIGHEST FREE THROW PERCENTAGE**

1.000 – Tyler Dorsey, Oregon,  
2017 NCAA Semifinal (12 of 12)

#### **MOST REBOUNDS (15 or more)**

20 – Jared Homan, Iowa State, 2005 East 2nd  
19 – Ronnie Morgan, North Texas State, 1988 West 1st  
19 – John Green, Michigan State, 1957 NCAA Semifinal  
(3 OT)  
17 – Leon Douglas, Alabama, 1976 Mideast 1st  
17 – Leary Lentz, Houston, 1967 NCAA 3rd Place  
16 – Jordan Bell, Oregon, 2017 NCAA Semifinal  
16 – Jeff Withey, Kansas, 2013 South 2nd  
16 – Blake Griffin, Oklahoma, 2009 South Final  
16 – Lew Alcindor, UCLA, 1968 NCAA Final  
16 – Elvin Hayes, Houston, 1967 NCAA 3rd Place  
15 – Paul Davis, Michigan State, 2005 NCAA 3rd Place  
(3 OT)  
15 – Larry Hedden, Michigan State,  
1957 NCAA Semifinal (3 OT)

#### **MOST ASSISTS**

13 – Rumeal Robinson, Michigan,  
1989 Southeast Semifinal  
11 – Jared Harper, Auburn, 2019 Midwest Semifinal  
11 – Willie McCarter, Drake, 1969 NCAA 3rd Place  
10 – Sean Colson, UNC Charlotte, 1998 East 2nd (OT)  
10 – Jason Martin, Texas Tech, 1996 East 2nd  
10 – Corey Beck, Arkansas, 1995 NCAA Semifinal  
10 – Corey Gaines, Loyola Marymount, 1988 West 2nd  
10 – Gary Grant, Michigan, 1987 East 2nd\*

*\* Grant had 24 points, 10 rebounds and 10 assists – the only triple-double by a Tar Heel opponent in an NCAA Tournament game*

#### **MOST TURNOVERS**

10 – Henry Bacon, Louisville, 1972 NCAA 3rd Place  
9 – Dexter Hawkins, New Mexico State, 1975 East 1st  
7 – 10 players; latest– DeAndre Kane, Iowa State,  
2014 East 2nd

#### **MOST BLOCKED SHOTS**

6 – Roy Hibbert, Georgetown, 2007 East 2nd (OT)  
5 – Jeff Withey, Kansas, 2013 South 2nd  
4 – Jordan Bell, Oregon, 2017 NCAA Semifinal  
4 – Austin Daye, Gonzaga, 2009 South Semifinal  
4 – Chris Johnson, LSU, 2009 South 2nd  
4 – Darrell Arthur, Kansas, 2008 NCAA Semifinal  
4 – Cole Aldrich, Kansas, 2008 NCAA Semifinal  
4 – Taj Gibson, Southern California, 2007 East Semifinal  
4 – A.J. Bramlett, Arizona, 1997 NCAA Semifinal

#### **MOST STEALS**

6 – Vincent Rainey, Murray State, 1995 Southeast 1st  
5 – Bobby Portis, Arkansas, 2015 West 2nd  
5 – Tyshawn Taylor, Kansas, 2012 Midwest Final  
5 – Gabe Pruitt, Southern California, 2007 East Semifinal  
5 – Titus Ivory, Penn State, 2001 South 2nd  
5 – Nick Van Exel, Cincinnati, 1993 East Final (OT)  
5 – Andre Samuel, Rhode Island, 1993 East 2nd  
5 – Lance Miller, Villanova, 1991 East 2nd  
5 – Joe Faulkner, Southern, 1989 Southeast 1st  
5 – Sam Clancy, Pittsburgh, 1981 West 1st



## LAST TIME IT HAPPENED ... IN NCAA TOURNAMENT PLAY by Opponents

### SCORING

**Scored 30 points:** 36 by Bryce Cotton, Providence, 2014 East 1st  
**Three players scored 20 points:** Gary Grant (24), Glen Rice (22) and Antoine Joubert (20), Michigan, 1987 East 2nd  
**One player in double figures:** 16 by Ed Persia, Princeton, 2001 South 1st  
**No starters in double figures:** Arkansas, 2017 South 2nd  
**Six players in double figures:** Chuma Okeke (20), Malik Dunbar (13), Bryce Brown (12), Danjel Purifoy (12), Samir Doughty (10) and J'Von McCormick (10), Auburn, 2019 Midwest Semifinal  
**Scored 50 points/half:** 56 by Auburn (2nd half), 2019 Midwest Semifinal  
**Scored 100 points:** 104 by Drake, 1969 NCAA 3rd Place  
**Scored less than 20 points/half:** 15 by Marquette (1st half), 2011 East Semifinal  
**Scored less than 50 pts/game:** 47 by Washington State, 2008 East Semifinal

### FIELD GOAL SHOOTING

**Shot 60 percent/half:** .600 (15x25) by Florida Gulf Coast, 2016 East 1st  
**Shot 65 percent/half:** .650 (13x20) by Texas Tech, 2nd half, 1996 East 2nd  
**Shot 70 percent/half:** .762 (16x21) by Villanova, 2nd half, 1985 Southeast Final  
**Shot 50 percent/both halves:** .500 (17x34) and .538 (14x26) by Texas A&M, 2018 West 2nd  
**Shot 60 percent/both halves:** .619 (13x21) and .688 (11x16) by Indiana, 1984 East Semifinal  
**Shot 60 percent/game:** .649 (24x37) by Indiana, 1984 East Semifinal  
**Shot under 20 percent/half:** .167 (7x42) by Radford, 2nd half, 2009 South 1st  
**Shot under 30 percent/half:** .290 (9x31) by Washington, 2nd half, 2019 Midwest 2nd  
**Shot under 30 percent/game:** .275 (22x80) by Radford, 2009 South 1st  
**Shot under 40 percent/game and won:** .397 by George Mason (23x58), 2006 East 2nd  
**Shot over 50 percent and lost:** .551 (27x49) by Notre Dame, 2016 East Final

### THREE-POINTERS

**Made 7 three-pointers:** 7 by Rickey McGill, Iona, 2019 Midwest 1st  
**Attempted 10 three-pointers:** 10 by Asante Gist, Iona, 2019 Midwest 1st  
**Made more than 10 three-pointers:** 17 by Auburn, 2019 Midwest Semifinal  
**Made less than five three-pointers:** 2 by Florida Gulf Coast, 2016 East 1st  
**Attempted 30 three-pointers:** 37 by Auburn, 2019 Midwest Semifinal  
**Attempted 40 three-pointers:** 41 by Iona, 2019 Midwest 1st  
**Shot 50 percent 3FG (min. 10 att.):** .571 (8-14) by Villanova, 2016 NCAA Final

### FREE THROWS

**Made 10 for 10 or better:** 12x12 by Tyler Dorsey, Oregon, 2017 NCAA Semifinal  
**Made 10 or more:** 12 by Tyler Dorsey, Oregon, 2017 NCAA Semifinal  
**Shot 100 percent: (min. 10 att):** 100.0 (12x12) by Villanova, 1991 East 2nd  
**Shot under 50 percent:** .471 (8x17) by Auburn, 2019 Midwest Semifinal  
**Shot under 40 percent:** .308 (4x13) by Syracuse, 2016 NCAA Semifinal  
**Made 25 free throws:** 25 by Oregon, 2017 NCAA Semifinal  
**Made less than five FTs:** 4 by Syracuse, 2016 NCAA Semifinal  
**Attempted 30 free throws:** 30 by Texas Tech, 1996 East 2nd  
**Attempted less than five FTs:** 2 by Princeton, 2001 South 1st

### REBOUNDS

**Had 15 rebounds:** 16 by Jordan Bell, Oregon, 2017 NCAA Semifinal  
**Three players had double-figure rebounds:** Joey Lynch-Flohr (11), Artsiom Parakhouski (10) and Eric Hall (10), Radford, 2009 South 1st  
**Had 20 offensive rebounds:** 20 by Arkansas, 2015 West 3rd  
**Had 50 rebounds:** 50 by Texas A&M, 2018 West 2nd

### DOUBLE-DOUBLES

**Two players had double-doubles:** Michael Qualls (27 pts, 10 reb) and Bobby Portis (18 pts, 14 reb), Arkansas, 2015 West 2nd  
**Three players had double-doubles:** Hank Gathers (17 points and 12 rebounds), Mike Yoest (10 points and 12 rebounds) and Corey Gaines (16 points and 10 assists), Loyola Marymount, 1988 West 2nd  
**Points & assists:** Sean Colson, UNC Charlotte (21 points and 10 assists), 1998 East 2nd (OT)

### TRIPLE-DOUBLE

**Player had a triple double:** Gary Grant, Michigan (24 points, 10 rebounds, 10 assists), 1987 East 2nd

### ASSISTS

**Player had 10 assists:** 11 by Jared Harper, Auburn, 2019 Midwest Semifinal  
**Had 20 assists:** 21 by Auburn, 2019 Midwest Semifinal  
**Had 25 assists:** 26 by Georgetown, 2007 East Final (OT)  
**Had 5 or fewer assists:** 5 by Syracuse, 2016 NCAA Semifinal

### TURNOVERS

**Had more than 5:** 6 by Dusty Hannahs, Arkansas, 2017 South 2nd  
**Committed 20 or more:** 21 by Arkansas, 2015 2nd  
**Committed 25 or more:** 28 by New Mexico, 1975 East 1st  
**Committed 20 or more and won:** 22 by Kansas, 2013 South 2nd  
**Committed 5 or less:** 5 by Wisconsin, 2015 West Semifinal

### BLOCKED SHOTS

**Player blocked 5 or more shots:** 5 by Jeff Withey, Kansas, 2013 South 2nd  
**Blocked 0 shots:** 0 by Wisconsin, 2015 West Semifinal  
**Blocked 10 shots:** 11 by Georgetown, 2007 East Final (OT)

### STEALS

**Player had 5 or more steals:** 5 by Bobby Portis, Arkansas, 2015 West 2nd  
**Had 15 steals:** 18 by Penn State, 2001 South 2nd

### MISCELLANEOUS

**Led team in points, rebounds and assists:** Nigel Williams-Goss, Gonzaga (15 points, nine rebounds, six assists), 2017 NCAA Final  
**Played every minute:** 40 by Asante Gist, Iona, 2019 Midwest 1st  
**Hit a last-second shot to win:** Three-pointer by Kris Jenkins, Villanova, 2016 NCAA Final  
**Led Carolina by 10 or points at halftime:** Texas A&M led 28-42, 2018 West 2nd  
**Led Carolina by 20 or more points:** Auburn led by 21 (76-97) with less than a minute to play and won 80-97, 2019 Midwest Semifinal



# 1957 NCAA CHAMPIONS

North Carolina's march toward the NCAA championship in the 1957 Final Four provided legendary head coach Frank McGuire with the defining moment of his career and the Tar Heel faithful with more than a few tense moments.

Battle-torn and weary, the Tar Heels faced a seemingly insurmountable challenge as they headed into the third overtime period against Kansas in the national championship game.

Having already taken three overtime periods to defeat Michigan State in the semifinals, the Tar Heels found themselves without national player of the year Lennie Rosenbluth, who had fouled out in the waning moments of regulation. They were playing a Kansas team led by Hall of Famer Wilt Chamberlain in the not so friendly confines of Kansas City, Mo.

The Tar Heels fought on without Rosenbluth and found themselves behind by one point in the final seconds of the third overtime. After a missed shot, the ball landed in the hands of junior center Joe Quigg near the top of the key. All that stood between him and the national title was Chamberlain.

Quigg drove the lane, drawing a foul from Chamberlain with six seconds remaining. After a Carolina time out, Quigg, a 72 percent free throw shooter, calmly stepped to the line and drained both shots, securing a 54-53 victory and Carolina's second national championship. Carolina finished the season a perfect 32-0 en route to the Tar Heels' first NCAA championship.

Rosenbluth had 20 points and five rebounds in the championship game and Quigg scored 10 points and garnered nine rebounds.

Carolina had its fair share of overtime experience entering the Final Four, securing an overtime victory over South Carolina and a double overtime victory over Maryland in the regular season.

That experience may have been the difference as the Tar Heels continually came through with clutch plays throughout the Final Four. In the semifinal, neither team was able to open more than a six-point lead as Michigan State tested Carolina's mettle throughout the game.

Junior forward Pete Brennan kept Carolina's championship hopes alive when he nailed a baseline jumper with three seconds remaining in the first overtime to extend the game to another period. Both teams struggled in the second overtime, scoring only one bucket each. Carolina finally pulled away in the third overtime period scoring the first six points and holding on to a 74-70 victory.


Rosenbluth was the star of the 1957 squad. His 27 points and 8.6 rebounds a game in regular season play led the Tar Heels to the ACC championship and the NCAA tournament berth. Four of the victories came over fellow Big Four and ACC team Wake Forest, with whom Carolina had developed an intense rivalry.

At the end of his senior season, Rosenbluth held on to every major Carolina basketball record except for free-throw percentage and total rebounds in a season.

The championship season was Carolina's only trip to the Final Four under the tutelage of Frank McGuire, who left in 1961 to coach in the NBA. He later went on to coach at South Carolina. In nine years, McGuire led the Tar Heels to three Top 10 finishes and six Top 20 finishes.

## 1956-57 STATISTICAL LEADERS

Player	PPG	RPG
Lennie Rosenbluth	28.0	8.8
Pete Brennan	14.7	10.4
Tommy Kearns	12.8	3.1
Joe Quigg	10.3	8.6
Bob Cunningham	7.2	6.7



**LENNIE ROSENBLUTH** defends Wilt Chamberlain in the 1957 NCAA championship game. The Tar Heels defeated the Jayhawks in triple overtime behind 20 points from Rosenbluth.

## 1957 NCAA CHAMPIONSHIP GAME NORTH CAROLINA 54, KANSAS 53 (3OT)

March 23, 1957  
Municipal Auditorium, Kansas City, Mo. (7,778)

Kansas	FG	FT	REB	PF	TP		
King	3-12	5-6	4	4	11		
Elstun	4-12	3-6	4	2	11		
Chamberlain	6-13	11-16	14	3	23		
Parker	2-4	0-0	0	0	4		
Loneski	0-5	2-3	3	2	2		
Billings	0-0	0-0	0	2	0		
Johnson	0-1	2-2	0	1	2		
Totals	15-47	23-33	28	14	53		
	.319	.697					
North Carolina	FG	FT	REB	PF	TP		
Rosenbluth	8-15	4-4	5	5	20		
Cunningham	0-3	0-1	5	4	0		
Brennan	4-8	3-7	11	3	11		
Kearns	4-8	3-7	1	4	11		
Quigg	4-10	2-3	9	4	10		
Lotz	0-0	0-0	2	0	0		
Young	1-1	0-0	3	1	2		
Totals	21-45	12-22	42	21	54		
	.467	.545					
Kansas	22	24	2	0	5	-	53
North Carolina	29	17	2	0	6	-	54

**Rebounds:** Kansas 28, North Carolina 42  
**Officials:** Conway, Anderson





# 1982 NCAA CHAMPIONS

Every Carolina Basketball fan remembers "The Shot." It is the most famous play in Tar Heel history and one of the most famous in college athletics. It won Dean Smith his first national championship and launched Michael Jordan as the greatest player in the sport's history.

Eric "Sleepy" Floyd had just hit a jumper in the lane to give Georgetown a 62-61 lead as 61,612 fans looked on at the New Orleans Superdome. Carolina called a timeout with 32 seconds remaining. Smith instructed point guard Jimmy Black to draw the Hoya zone defense to one side of the court and look to get the ball inside to James Worthy. But Black couldn't get the ball to Worthy. Smith had designed the play so that if that happened, Black could swing the ball to an open man on the far side of the court. Black found that open man, freshman Michael Jordan.

Jordan stood 16 feet to the left of the basket. Catch-jump-shoot. No hesitation. The ball found the bottom of the net. Carolina 63, Georgetown 62. Fifteen seconds remained on the clock.

Georgetown's Fred Brown got the ball near mid-court and looked for an open teammate. He passed the ball in Floyd's direction, but instead found Worthy, who raced downcourt with the ball to seal the victory. It was appropriate that Worthy clinched the win, since he had already muscled and finessed his way through the Hoya defense en route to five dunks and 28 points.

Worthy was not intimidated by the tenacious defense of Hoya freshman center Patrick Ewing, who logged two blocked shots and three steals to go with his 23 points and 11 rebounds. Throughout the game, Worthy challenged the Hoyas frontline and hit 13 of his 17 field goal attempts.

Carolina advanced to the title game with a 68-63 semifinal victory over Houston. Sam Perkins had 25 points and 10 rebounds.

UNC began and finished the year ranked No. 1 in the country in the Associated Press poll. In fact, Carolina held the No. 1 ranking for all but five weeks in 1981-82.

The Tar Heels posted a 32-2 record, losing only to Wake Forest at home when Perkins was sick and did not play and at Virginia. Carolina did beat the Cavaliers, 47-45, in the ACC Tournament championship game in Greensboro. Worthy had 16 points and Matt Doherty had 11 points and four assists. Carolina led 34-31 at the half, but the game is most remembered for the Tar Heels using a delay game in the second half. Leading 44-43 with 7:34 to play, Carolina held the ball. Doherty

hit three free throws in the last 28 seconds to win the game.

Top-ranked and top-seeded Carolina then survived a scare from James Madison in the first round of the NCAA Tournament, beating the Dukes, 52-50, in Charlotte. A 74-69 win over Alabama and a 70-60 triumph over Villanova in Raleigh's Reynolds Coliseum sent the Tar Heels to New Orleans for the Final Four.

Senior guard Jimmy Black was one of five starters in double figures in the regional final win over Villanova. Black had 11 points and 10 assists.

## 1981-82 STATISTICAL LEADERS

Player	PPG	RPG
James Worthy	15.6	6.3
Sam Perkins	14.3	7.8
Michael Jordan	13.5	4.4
Matt Doherty	9.3	3.0
Jimmy Black	7.6	1.7

**Assist leader:** Jimmy Black, 213


### DEAN SMITH:

"We had three starters back from the year before, plus Matt Doherty, who I counted as a co-starter in 1981. Two of our best games all year were in New Orleans against Houston and Georgetown. Jordan had his best game as a freshman in the final, but Worthy was the obvious MVP. His play gets overshadowed because of Michael's shot. And Perkins was a true hero for his play against Olajuwon in the semifinals. He was sensational.

"The play was No. 1 to post up Worthy, then have Perkins come in behind him. Or you could go crosscourt to the wing for Michael and he was wide open from 17-18 feet. It looked good, I was right in line with him. Then we we put on our scramble defense. Worthy was out of position, but Jordan stopped the pass that made Fred Brown throw it away."



**MICHAEL JORDAN'S** shot with 17 seconds to play lifted UNC past Georgetown. **SAM PERKINS** and Final 4 MVP **JAMES WORTHY** celebrate with the trophy (below). Worthy scored 28 in the championship game.



## 1982 NCAA CHAMPIONSHIP GAME NORTH CAROLINA 63, GEORGETOWN 62

March 29, 1982  
Superdome, New Orleans, La. (61,612)

Georgetown	FG	FT	REB	A	PF	BS	ST	TP
Smith, E.	6-8	2-2	3	5	5	0	0	14
Hancock	0-2	0-0	0	0	1	0	0	0
Ewing	10-15	3-3	11	1	4	2	3	23
Brown	1-2	2-2	2	5	4	0	2	4
Floyd	9-17	0-0	3	5	2	0	4	18
Spriggs	0-2	1-2	1	0	2	0	2	1
Jones	1-3	0-0	0	0	0	0	0	2
Martin	0-2	0-0	0	0	1	0	0	0
Smith, G.	0-0	0-0	0	0	1	0	0	0
<b>Totals</b>	<b>27-51</b>	<b>8-9</b>	<b>22</b>	<b>16</b>	<b>20</b>	<b>2</b>	<b>11</b>	<b>62</b>
	<b>.529</b>	<b>.889</b>						

UNC	FG	FT	REB	A	PF	BS	ST	TP
Doherty	1-3	2-3	3	1	0	0	0	4
Worthy	13-17	2-7	4	0	3	0	3	28
Perkins	3-7	4-6	7	1	2	1	0	10
Black	1-4	2-2	3	7	2	0	1	4
Jordan	7-13	2-2	9	2	2	0	2	16
Peterson	0-3	0-0	1	1	0	0	1	0
Braddock	0-0	0-0	0	1	1	0	0	0
Brust	0-0	1-2	1	1	1	0	0	1
<b>Totals</b>	<b>25-47</b>	<b>13-22</b>	<b>30</b>	<b>14</b>	<b>11</b>	<b>1</b>	<b>7</b>	<b>63</b>
	<b>.532</b>	<b>.591</b>						

<b>Georgetown</b>	32	30	-	62
<b>North Carolina</b>	31	32	-	63

**Turnovers:** Georgetown 12 (Brown 4); North Carolina 13 (Doherty, Worthy, Jordan 3)

**Officials:** Dabrow, Dibbler, Nichols



# 1993 NCAA CHAMPIONS

Dean Smith had been there before. The last time his Tar Heels walked on the Superdome floor, they walked off as NCAA champions.

Now, after a grueling ACC season that included five other Top 25 teams; after a tough road through the East Regional bracket that required an overtime victory to escape the final; after defeating a Roy Williams-coached Kansas squad that had beaten the Tar Heels just two years prior in the national semifinal—Carolina was back on the Superdome floor playing for the national championship.

The 1993 Tar Heels were ready. Center Eric Montross and senior forward George Lynch anchored the team and shooting guard Donald Williams provided the spark from the outside. Point guard Derrick Phelps ran the offense and a handful of role players brought everything together in typical Dean Smith fashion.

Michigan was ready too, though. The raucous Wolverines, led by vocal center Chris Webber and the rest of the “Fab Five,” had lost the championship game in 1992 and were hungry to redeem themselves. They won a hard-fought overtime battle against Jamal Mashburn and the Kentucky Wildcats in the national semifinal, 81-78, and were confident they would return to Ann Arbor with a championship.

The styles of the two teams couldn't have been any further apart. The Tar Heels were a traditional Dean Smith team — talented, disciplined and focused. The Wolverines had brought a brash, new feel to the game, famous for their black shoes, baggy shorts and playground style of play.

The teams battled back and forth throughout the game. Michigan led by 10 in the first half, but Carolina rallied for a 42-36 lead at intermission. The Wolverines built a 67-63 lead with 4:30 left to play, but the Tar Heels scored nine unanswered points to take a 72-67 lead with 1:03 to play.

Trailing by four, Williams began the 9-0 run with a three-pointer, then Phelps hit a fastbreak layup to give UNC the lead with 3:07 to play. Baskets by Lynch and Montross upped the lead to five with a minute to go.

Michigan responded with a Ray Jackson jump shot and a Chris Webber put-back to bring the Wolverines back to within 72-71 with 36 seconds to play.

Carolina junior forward Pat Sullivan was fouled with 20 seconds left and went to the line for a one-and-one. Sullivan connected on the first, but missed the second and Webber got the rebound with the Wolverines trailing 73-71.

Webber stumbled and appeared to travel, but the officials made no call. He then dribbled past halfcourt and found himself surrounded by the Tar Heels and called a timeout. However, Michigan did not have any timeouts remaining and the officials called a technical foul on the Michigan bench.

Williams hit two free throws and Carolina marched on to a 77-71 victory. It was only appropriate that Williams stood at the line at the end of the game, as he dominated the Final Four en route to Most Outstanding Player honors. Williams made five of seven three pointers and scored 25 points in both the national semifinal and championship games.

The Tar Heels finished the season 34-4, winning 18 consecutive games at one point. Carolina had even faced Michigan early on in the season at the Rainbow Classic and lost, 79-78, courtesy a last-second shot from Wolverine point guard Jalen Rose.

The 18-game win streak was snapped by a 77-75 loss to Georgia Tech in the ACC Tournament championship game. The Tar Heels played that game without Phelps, who injured his back when he was fouled from behind on a layup attempt in the ACC semifinal against Virginia.

## 1992-93 STATISTICAL LEADERS

Player	PPG	RPG
Eric Montross	15.8	7.6
George Lynch	14.7	9.6
Donald Williams	14.3	1.9
Brian Reese	11.4	3.6
Derrick Phelps	8.1	4.4
Assist leader: Derrick Phelps, 196		

Despite the loss to the Yellow Jackets, Carolina was No. 1 in the East Regional. Wins over East Carolina, Rhode Island and Arkansas set up a regional championship against Cincinnati in the Meadowlands. The Bearcats had played in the Final Four in 1992.

Nick Van Exel hit six three-pointers in the first half and the Bearcats built a 29-14 lead with 7:08 left in the opening half, but the Tar Heels rallied to pull within one at halftime.

In the second half, Phelps clamped down on Van Exel, limiting him to just one field goal.

Carolina led late in regulation, but Tarrance Gibson's driving layup with 35 seconds to play tied the game. The Tar Heels had a chance to win at the buzzer, but Brian Reese's dunk attempt after an out-of-bounds play with 0.8 seconds left ricocheted off the back iron.

Williams starred in overtime, hitting back-to-back three-pointers and the Tar Heels hung on for a 75-68 win.

Lynch was the heart and soul of the team and recorded double-doubles in each of the last four NCAA Tournament victories.

### DEAN SMITH:

*“We had a such great leader in George Lynch and our team had a lot of confidence. We were very poised. I know I had a lot of confidence in Derrick Phelps and Lynch. The last four games all were close games. Arkansas went down to the wire, Cincinnati we should have won in regulation, but won in overtime. Michigan was a great game with Donald Williams hitting key shots. So many of those games could have gone either way.”*

### 1993 NCAA CHAMPIONSHIP GAME NORTH CAROLINA 77, MICHIGAN 71


Monday, April 5, 1993  
Superdome, New Orleans, La. (64,151)

North Carolina	FG	3FG	FT	REB	A	PF	BS	ST	TP
Reese	2-7	0-1	4-4	5	3	1	0	0	8
Lynch	6-12	0-0	0-0	10	1	3	2	1	12
Montross	5-11	0-0	6-9	5	0	2	1	0	16
Phelps	4-6	0-1	1-2	3	6	0	0	3	9
Williams	8-12	5-7	4-4	1	1	1	0	1	25
Sullivan	1-2	0-0	1-2	1	1	2	0	0	3
Salvadori	0-0	0-0	2-2	4	1	1	1	0	2
Rodi	1-4	0-2	0-0	0	0	0	0	2	2
Calabria	0-0	0-0	0-0	0	0	0	0	0	0
Wenstrom	0-1	0-0	0-0	0	0	0	0	0	0
Cherry	0-0	0-0	0-0	0	0	0	0	0	0
<b>Totals</b>	<b>27-55</b>	<b>5-11</b>	<b>18-23</b>	<b>29</b>	<b>13</b>	<b>10</b>	<b>4</b>	<b>7</b>	<b>77</b>
	<b>.491</b>	<b>.455</b>	<b>.783</b>						

Michigan	FG	3FG	FT	REB	A	PF	BS	ST	TP
Webber	11-18	0-1	1-2	11	1	2	3	1	23
Jackson	2-3	0-0	2-2	1	1	5	0	1	6
Howard	3-8	0-0	1-1	7	3	3	0	0	7
Rose	5-12	2-6	0-0	1	4	3	0	0	12
King	6-13	1-5	2-2	6	4	2	0	1	15
Riley	1-3	0-0	0-0	3	1	1	1	1	2
Pelinka	2-4	2-3	0-0	2	1	1	0	0	6
Talley	0-0	0-0	0-0	0	1	1	0	0	0
Voskuil	0-1	0-0	0-0	0	1	0	0	0	0
<b>Totals</b>	<b>30-62</b>	<b>5-15</b>	<b>6-7</b>	<b>33</b>	<b>17</b>	<b>18</b>	<b>4</b>	<b>4</b>	<b>71</b>

North Carolina	42	35	-	77
Michigan	36	35	-	71

Turnovers: North Carolina 10 (Phelps 5); Michigan 14 (Rose 6)  
Officials: Hightower, Harrington, Stupin



**Final 4 MVP DONALD WILLIAMS** scored 25 points in the semifinal vs. Kansas and 25 in the championship game vs. Michigan.





# 2005 NCAA CHAMPIONS

It began with an upset loss to Santa Clara and ended by beating No. 1 ranked Illinois in St. Louis. Along the way, the Tar Heels went 33-4, won the ACC regular-season title with a 14-2 record and defied the experts who said they were too selfish to win a national title.

Instead, led by seniors Jawad Williams, Jackie Manuel and Melvin Scott, and under the tutelage of second-year head coach Roy Williams, the Tar Heels became the best team in the nation. Carolina led the country in scoring and assists and held the opposition to 40 percent shooting.

Center Sean May arguably became the finest player in the country, racking up eight straight double-doubles and averaging 17.5 points and 10.7 rebounds.

Point guard Raymond Felton joined May on the All-ACC first team and won the Bob Cousy Award as the best point guard in the country. He led the ACC in assists and hit 44 percent from three-point range.

Carolina lost at Wake Forest and Duke, but clinched its first outright conference title since 1993 with a 75-73 win over the Blue Devils in the regular-season finale. May had 26 points and 24 rebounds and Marvin Williams capped a rally from nine points behind with a three-point play with 17 seconds remaining.

UNC survived a first round scare in the ACC Tournament from Clemson in large part thanks to Felton's career-high 29 points. But Georgia Tech bounced the Tar Heels from in the semifinals behind Will Bynum's 35 points.

Carolina earned a No. 1 seed and opened NCAA play against Oakland in front of a raucous crowd in Charlotte. UNC took out any lingering frustrations from the ACC Tournament in the first half, shooting 73 percent from the floor en route to a 59-33 advantage. Marvin Williams and Sean May combined for 39 points and 16 rebounds and Carolina opened its title run with a 96-68 win.

Iowa State was next in round two. Leading 36-33, UNC closed the first half with nine unanswered points. Iowa State never came within single digits in the second half. May had 24 points and 17 rebounds and Marvin Williams added 20 points and 15 boards.

Fifth-seeded Villanova gave Carolina a stern test in Syracuse in the Sweet 16. The Wildcats went to a four-guard offense and built a 21-9 lead midway through the first half behind Randy Foye's hot shooting. May scored 12 of UNC's 29 points as the Tar Heels clawed to within four at the break. UNC took the lead for good on a McCants three with 7:20 to play and extended its lead to 10 points with 3:45 remaining.

But Felton fouled out with 2:13 to play and the Wildcats pulled to within 64-62 with 40 seconds left. Scott, who took over the point, canned two free throws for a four-point lead. Villanova made one free throw and had a chance to tie, but Allen Ray was whistled for a travel with nine seconds to play.

May dominated the regional final against Wisconsin with 29 points and 12 rebounds. The game was tied at 44 at halftime, but UNC went on a 14-0 run early in the second half. McCants had a key block and three-pointer in the final three minutes to secure the win.

Michigan State led UNC by five at halftime in the national semifinals, but UNC outscored the Spartans, 54-33, in the second half to post an 87-71 win. May scored 22 and Jawad Williams had 20. The Tar Heels held Michigan State to 34 percent shooting.

No. 2-ranked Carolina squared off against top-ranked Illinois in the championship. The Illini had been ranked No. 1 since Dec. 6th. But the Tar Heels built a 40-27 halftime lead behind 14 points from McCants and eight points and six assists from Felton.

## 2004-05 STATISTICAL LEADERS

Player	PPG	RPG
Sean May	17.5	10.7
Rashad McCants	16.0	3.0
Jawad Williams	13.1	4.0
Raymond Felton	12.9	4.3
Marvin Williams	11.3	6.6

**Assist leader:** Raymond Felton, 249



The Illini made 5 of 19 threes in the first half, but got hot and tied the game at 65-65 with 5:34 to play. Felton knocked home a long three moments later, but the game was tied again at 70 with 2:40 to play.

The Tar Heels took the lead for good with 1:27 to play as Marvin Williams tipped in a missed shot. Illinois missed a pair of three-pointers; then Felton stole a pass. Felton hit three free throws in the final seconds to give Carolina a 75-70 win and Roy Williams his first NCAA title. May, the Final Four MVP, had 26 points and 10 rebounds.

### ROY WILLIAMS:

*"I had watched One Shining Moment for so many years, and I had always wanted to watch it from the arena, from the floor, when it was about my team. It was a moment where I reached up to wipe a tear away because as a coach, that is the moment. That's what you dream about."*

## 2005 NCAA CHAMPIONSHIP GAME NORTH CAROLINA 75, ILLINOIS 70

Monday, April 4, 2005  
Edward Jones Dome, St. Louis, Mo. (47,262)

UNC	MP	FG	3FG	FT	Reb.	A	B	S	Pts.
J. Williams*	22	3-6	3-4	0-0	1-4-5	0	1	1	9
McCants*	31	6-15	2-5	0-0	1-1-2	1	0	1	14
May*	34	10-11	0-0	6-8	2-8-10	2	1	0	26
Felton*	35	4-9	4-5	5-6	0-3-3	7	0	2	17
Manuel*	18	0-1	0-0	0-2	0-3-3	2	0	0	0
Scott	13	0-2	0-1	0-0	0-2-2	0	0	0	0
Terry	2	0-0	0-0	0-0	0-0-0	0	0	0	0
Thomas	1	0-0	0-0	0-0	0-1-1	0	0	0	0
M. Williams	24	4-8	0-1	0-1	3-2-5	0	0	0	8
Noel	20	0-0	0-0	1-2	1-2-3	0	0	0	1
	27-52	9-16	12-19	8-26-34	12	2	4	75	
		.519	.563	.632					

UI	MP	FG	3FG	FT	Reb.	A	B	S	Pts.
Augustine*	9	0-3	0-0	0-0	1-1-2	0	0	0	0
Powell*	38	4-10	1-2	0-0	8-6-14	1	0	1	9
Head*	37	8-21	5-16	0-0	1-4-5	3	1	2	21
Williams*	40	7-16	3-10	0-2	0-4-4	7	0	1	17
Brown*	38	4-10	2-8	2-2	0-4-4	7	0	3	12
McBride	2	0-0	0-0	0-0	0-0-0	0	0	0	0
Carter	5	0-1	0-1	0-0	1-0-1	0	0	1	0
Smith	1	0-0	0-0	0-0	0-0-0	0	0	0	0
Ingram	30	4-9	1-3	2-2	5-2-7	0	0	0	11
Team					1-1-2				
	27-70	12-40	4-6	17-22-39	18	1	8	70	
		.386	.300	.667					

**Turnovers:** UNC 10 (four with 2); UI 8 (Head 4)  
**Officials:** Ed Corbett, John Cahill, Verne Harris

UNC	40	35	-	75
UI	27	43	-	70





# 2009 NCAA CHAMPIONS



The Tar Heels began 2008-09 with lofty expectations as five starters returned from a team that won a school-record 36 games and a trip to the Final Four the previous year. Carolina was an unprecedented unanimous No. 1 pick in both the media and coaches' polls.

Injuries took an early toll on the championship hopes, however, as 2008 National Player of the Year Tyler Hansbrough, senior Marcus Ginyard and freshman Tyler Zeller all saw time on the injured list early in the season. Hansbrough would miss four games with a stress reaction in his leg and ankle sprain, Ginyard would play in only three games all year because of a stress fracture in his foot, and Zeller suffered a broken wrist in the second game that sidelined him for 23 contests.

The Tar Heels retained their top ranking through early January by winning their first 13 games, routing Kentucky and Michigan State and winning the Maui Invitational along the way. On December 18th, Hansbrough set the UNC scoring record, surpassing Phil Ford's mark against Evansville.

Carolina lost its first two games in ACC play to Boston College and Wake Forest.

The Tar Heels then won 13 of their next 14 games to capture the ACC regular-season crown with a 13-3 record. Ty Lawson knocked off Florida State with a buzzer-beating three-pointer, scored 21 second-half points in a 101-87 win at Duke, hit numerous clutch three-pointers in a close win at Miami and earned ACC Player of the Year honors. Lawson also earned first-team All-America accolades and won the Cousy Award as the top point guard in the country. He became the first point guard to be ACC Player of the Year in 31 years.

Lawson severely injured a toe two days before UNC's Senior Day win over Duke. He played in that game but was unable to play in the ACC Tournament as Florida State

## 2008-09 STATISTICAL LEADERS

Player	PPG	RPG
Tyler Hansbrough	20.7	8.1
Ty Lawson	16.6	3.0
Wayne Ellington	15.8	4.9
Danny Green	13.1	4.7
Deon Thompson	10.6	5.7
Assist leader: Ty Lawson, 230		

knocked the Tar Heels out in the semifinals.

Carolina was a No. 1 seed in the NCAA Tournament South Regional. Wayne Ellington began his stellar NCAA Tournament with 25 points and Carolina held Radford under 28 percent shooting from the floor as the Tar Heels overwhelmed the Highlanders 101-58 in the opening round. In the first half, Hansbrough set the ACC career scoring record, breaking the mark held by Duke's J.J. Redick.

LSU in the second round proved to be the most challenging test en route to the title. Carolina led by nine at the half, but the Tigers surged ahead by five points early in the second period. Lawson, who did not play against Radford and was a gametime decision to play against LSU, was spectacular. He scored 21 second-half points, leading Carolina to an 84-70 win. Lawson and Ellington scored 23 points apiece and Danny Green hit a key three-pointer to help UNC advance.

The Tar Heels dominated both games in the regional in Memphis, beating Gonzaga in the Sweet 16 98-77 behind Hansbrough's 24 points and 10 rebounds. In the regional final, UNC never trailed, toppling Player of the Year Blake Griffin and Oklahoma 72-60. Lawson earned regional MVP honors as Carolina shot 61.9 percent from the field in the second half against the Sooners.

The Tar Heels beat Villanova in the national semifinals, in which UNC was appearing for the third time in five years. Lawson had 22 points and eight assists and Hansbrough added his 47th career double-double with 18 points and 11 rebounds. The Tar Heels led 49-40 at the half, but the Wildcats closed to within five early in the second. That would prove to be the closest any opponent got to UNC in the second half of the last four NCAA Tournament games. Green hit a three, Lawson scored on a fast break layup and the lead shot back to double figures. That win setup a rematch with Michigan State, whom the Tar Heels beat 98-63 in December.

The championship game was all Carolina. Played in front of nearly 73,000 fans, most of whom wore Michigan State green, the Tar Heels scored 55 first-half points and led by 21 at the break, both NCAA records. Ellington scored 17 points in the opening stanza and earned Most Outstanding Player honors. Hansbrough added 18 points and Lawson dominated on both ends of the floor with 21 points, six assists and a championship game record eight steals. The game was never closer than 13 points in the second half as Carolina won, 89-72.

### ROY WILLIAMS:

*"My hats are off to the guys in our locker room, because they took me on one fantastic ride, and it's something I'll never forget."*

## 2009 NCAA CHAMPIONSHIP GAME NORTH CAROLINA 89, MICHIGAN STATE 72

Monday, April 6, 2009  
Ford Field, Detroit, Mich. (72,922)

MSU	MP	FG	3FG	FT	Reb.	A	B	S	Pts.
Morgan*	19	1-2	0-0	2-2	1-0-1	0	0	0	4
Roe*	17	1-1	0-0	0-1	2-6-8	0	1	0	2
Suton*	31	7-10	3-4	0-0	3-8-11	0	2	0	17
Lucas*	35	4-12	0-1	6-8	0-0-0	7	0	0	14
Walton*	24	0-2	0-0	2-2	0-1-1	3	0	0	2
Ibok	1	0-0	0-0	0-0	0-1-1	0	0	0	0
Allen	17	0-8	0-7	3-5	1-0-1	1	0	0	3
Thornton	3	0-1	0-0	2-2	0-3-3	0	0	0	2
Summers	21	4-10	2-6	3-4	2-3-5	2	1	0	13
Dahlman	1	1-1	0-0	0-0	1-0-1	0	0	0	2
Green	12	2-2	0-0	3-5	2-5-7	0	0	1	7
Crandell	1	0-0	0-0	0-0	0-0-0	0	0	0	0
Lucious	14	2-5	2-5	0-0	0-0-0	0	0	0	6
Herzog	1	0-0	0-0	0-0	0-0-0	0	1	0	0
Gray	3	0-1	0-0	0-0	1-0-1	0	0	0	0
Team					0-2-2				
22-55 7-23 21-29 13-29-42 13 5 1 72									
.400 .304 .724									

UNC	MP	FG	3FG	FT	Reb.	A	B	S	Pts.
Thompson*	23	3-8	0-0	3-4	0-3-3	0	0	0	9
Hansbrough*	34	6-14	0-2	6-10	1-6-7	2	0	0	18
Lawson*	37	3-10	0-3	15-18	0-4-4	6	0	8	21
Green*	24	2-4	2-3	0-0	2-1-3	4	0	1	6
Ellington*	35	7-12	3-3	2-2	2-2-4	0	0	0	19
Campbell	1	0-1	0-0	0-0	0-1-1	0	0	0	0
Frasor	23	1-2	0-1	0-0	1-0-1	1	0	0	2
Drew II	4	0-1	0-0	0-0	0-0-0	0	0	0	0
Tanner	1	0-0	0-0	0-0	0-0-0	0	0	0	0
Watts	1	1-2	0-0	0-0	1-0-1	0	0	0	2
Davis	14	5-7	0-0	1-4	2-6-8	0	0	0	11
Moody	1	0-0	0-0	0-0	0-0-0	0	0	0	0
Copeland	1	0-0	0-0	0-0	0-0-0	0	0	0	0
Zeller	1	0-0	0-0	1-2	0-1-1	0	0	0	1
Team					2-0-2				
28-61 5-12 28-40 11-24-35 13 0 9 89									
.459 .417 .700									

Turnovers: MSU 21 (Lucas 6); UNC 7 (three with 2)  
Officials: Tom O'Neill, Curtis Shaw, Tony Greene

MSU	34	38	-	72
UNC	55	34	-	89



# 2017 NCAA CHAMPIONS



Three starters – point guard Joel Berry II and forwards Justin Jackson and Kennedy Meeks – returned from the 2016 team that came within seconds of winning a national championship.

The Tar Heels began the year ranked sixth in the nation and opened with seven straight wins, including a win over Wisconsin to win the Maui Jim Invitational.

Non-conference losses to Indiana and Kentucky (103-100 in Las Vegas in which Jackson scored a career-high 34 points) and a stunning ACC opening defeat at Georgia Tech dropped UNC out of the Top 10 heading into the new

year.

Carolina went 8-1 in ACC play in January, highlighted by an overtime win at Clemson, a 107-56 trouncing of NC State and a 96-83 win over ninth-ranked Florida State.

The Tar Heels had four wins over Top-20 teams in their final eight regular-season games, including a 90-83 win over Duke in the regular-season finale when Berry went 5 for 5 from three-point range and scored 28 points. UNC went 14-4 in league play to win the ACC regular-season for the eighth time in the last 13 years.

UNC earned a No. 1 seed in the NCAA South Regional and beat Texas Southern by 39 points in the first round. In the second round, UNC trailed Arkansas, 65-60, but out-scored the Razorbacks 12-0 over the final three minutes to win by seven. It was the largest come-from-behind win that late in a game by UNC in its NCAA Tournament history.

Berry and Jackson combined for 50 points and Luke Maye had 16 points and 12 rebounds in a 92-80 win over Butler in the Sweet 16 to set up a 1 vs. 2 seed matchup against Kentucky for the right to advance to the Final Four.

Jackson led all scorers in the regional final with 19 points, and Meeks grabbed a career-high 17 rebounds, but it was Maye, a sophomore who averaged about 13 minutes a game off the bench, who hit the winning shot and earned South Regional MVP honors.

Carolina led by five at the half, but the Cats pulled ahead by five with less than five minutes to play. The Tar Heels surged ahead by seven, but Kentucky's Malik Monk tied the game with just over seven seconds to play on a three-pointer.

Meeks quickly in-bounded the ball to Theo Pinson, who raced upcourt and pitched the ball to Maye, who sank a 19-footer with 0.3 seconds to play for a 75-73 victory. Maye finished with a career-high 17 points.

Carolina became the first team to play in 20 Final Fours. In the semifinals, the Tar Heels held on for a 77-76 win over Oregon behind 25 points and 14 rebounds by Meeks and 22 points by Jackson. UNC led the entire second half, but needed a pair of offensive rebounds by Pinson and Meeks in the last five seconds after missed free throws to secure the win.

In the championship game, UNC played

## 2016-17 STATISTICAL LEADERS

Player	PPG	RPG
Justin Jackson	18.3	4.7
Joel Berry II	14.7	3.1
Kennedy Meeks	12.5	9.5
Isaiah Hicks	11.8	5.5
Tony Bradley	7.1	5.1
<b>Assist leader: Joel Berry II, 138</b>		

second-ranked Gonzaga, which came into the contest 37-1 on the season.

Berry had a game-high 22 points and six assists, Isaiah Hicks hit a key basket with 26 seconds to play and Meeks had an offensive rebound, block and steal in the final minute to lead UNC to the title. Carolina finished the season number one in the nation in rebounding, offensive rebounding and rebound margin, so it was appropriate that Hicks' basket came after an offensive rebound by Meeks. That basket gave UNC 20 second-chance points in the title game; the Tar Heels were 17-0 for the season when scoring 20 or more second-chance points.

The Tar Heels held their six opponents in the NCAA Tournament to 39.6 percent shooting from the floor.

Jackson earned consensus first-team All-America honors and was the ACC Player of the Year. He led the team in scoring at 18.3 points per game and set a single-season UNC record with 105 three-point field goals. Berry became the first player to score 20 or more points in consecutive national championship games (he had 20 against Villanova in 2016) since Hall of Famer Bill Walton for UCLA in 1972-73.

Jackson and freshman Tony Bradley were selected in the first round of the 2017 NBA Draft; Jackson was the 15th pick and Bradley the 28th.

Head coach Roy Williams became the first to win three national championships at his alma mater and joined John Wooden, Mike Krzyzewski, Bob Knight, Adolph Rupp and Jim Calhoun with three national titles.

## ROY WILLIAMS:

*"One of the neatest things was how our players reacted after we had pretty much clinched the championship game victory over Gonzaga. It was a stunning moment. They had invested so much sweat, attention to detail, and love for each other that you could see the enormity of winning the championship just one year after losing in the last second, and it was overwhelming to them."*

## 2017 NCAA CHAMPIONSHIP GAME NORTH CAROLINA 71, GONZAGA 65

Monday, April 3, 2017  
University of Phoenix Stadium, Glendale, Ariz. (76,168)

GONZAGA	MP	FG	3FG	FT	Reb.	A	B	S	Pts.
Williams*	23	4-7	1-3	0-0	0-5-5	0	0	0	9
Karnowski*	29	1-8	0-0	7-9	2-7-9	0	1	0	9
Mathews*	32	2-7	2-5	0-1	0-3-3	1	0	1	6
Williams-Goss*	39	5-17	1-3	4-8	2-7-9	6	0	0	15
Perkins*	35	3-8	3-6	4-5	0-2-2	3	0	0	13
Melson	14	1-3	1-2	0-0	0-0-0	0	0	0	3
Jones	0+	0-0	0-0	0-0	0-0-0	0	0	0	0
Collins	14	4-6	0-0	1-1	3-4-7	0	3	1	9
Tillie	14	0-3	0-0	1-2	2-7-9	1	1	0	1
Team					3-2-5				
	<b>20-59</b>	<b>8-19</b>	<b>17-26</b>	<b>12-37-49</b>	<b>11</b>	<b>5</b>	<b>2</b>	<b>65</b>	
	<b>.339</b>	<b>.421</b>	<b>.654</b>						

UNC	MP	FG	3FG	FT	Reb.	A	B	S	Pts.
Meeks*	22	3-5	0-0	1-4	4-6-10	0	2	2	7
Hicks*	30	5-9	0-0	3-5	3-6-9	1	2	1	13
Jackson*	37	6-19	0-0	4-5	3-1-4	3	2	1	16
Pinson*	30	2-9	0-4	2-2	1-8-9	2	1	1	6
Berry II*	37	7-19	4-13	4-8	0-3-3	6	1	2	22
Britt	13	1-3	0-1	0-0	1-1-2	2	0	0	2
Bradley	18	2-8	0-0	1-2	2-5-7	1	0	0	5
Woods	3	0-0	0-0	0-0	0-0-0	0	0	0	0
Maye	10	0-1	0-0	0-0	1-1-2	0	0	0	0
Team					0-0-0				
	<b>26-73</b>	<b>4-27</b>	<b>15-26</b>	<b>15-31-46</b>	<b>15</b>	<b>8</b>	<b>7</b>	<b>71</b>	
	<b>.356</b>	<b>.148</b>	<b>.577</b>						

**Turnovers:** Gonzaga 14 (Collins, Karnowski 4); UNC 4 (four players with one)  
**Officials:** Michael Stephens, Verne Harris, Mike Eades

GONZ	35	30	-	65
UNC	32	39	-	71



# FINAL FOURS

## 1946—New York, Madison Square Garden

Head Coach: Ben Carnevale  
lost to Oklahoma A&M, 40-43, in the national championship game  
won East Regional in New York (beat Ohio State)

### NCAA CHAMPIONS

## 1957—Kansas City, Mo., Municipal Auditorium

Head Coach: Frank McGuire  
beat Kansas, 54-53, in triple overtime in the national championship game  
All-Final Four: Pete Brennan, Lennie Rosenbluth  
won NCAA East Regional in Philadelphia, Pa. (beat Syracuse)  
Regional MVP: Lennie Rosenbluth

## 1967—Louisville, Ky., Freedom Hall

Head Coach: Dean Smith  
lost to Dayton, 62-76, in a national semifinal  
won East Regional in College Park, Md. (beat Boston College)  
Regional MVP: Bobby Lewis  
All-Regional: Rusty Clark, Bobby Lewis, Larry Miller

## 1968—Los Angeles, Calif., Sports Arena

Head Coach: Dean Smith  
lost to UCLA, 55-78, in the national championship game  
All-Final Four: Larry Miller  
won East Regional in Raleigh, N.C. (beat Davidson)  
Regional MVP: Rusty Clark  
All-Regional: Rusty Clark, Larry Miller, Charles Scott

## 1969—Louisville, Ky., Freedom Hall

Head Coach: Dean Smith  
lost to Purdue, 65-92, in a national semifinal  
All-Final Four: Charles Scott  
won East Regional in College Park, Md. (beat Davidson)  
Regional MVP: Charles Scott  
All-Regional: Bill Bunting, Charles Scott

## 1972—Los Angeles, Calif., Sports Arena

Head Coach: Dean Smith  
lost to Florida State, 75-79, in a national semifinal  
All-Final Four: Robert McAdoo  
won East Regional in Morgantown, W. Va. (beat Penn)  
Regional MVP: Dennis Wuycik  
All-Regional: George Karl, Robert McAdoo, Dennis Wuycik

## 1977—Atlanta, Ga., Omni

Head Coach: Dean Smith  
lost to Marquette, 59-67, in the national championship game  
All-Final Four: Mike O'Koren  
won East Regional in College Park, Md. (beat Kentucky)  
Regional MVP: John Kuester  
All-Regional: Walter Davis, John Kuester

## 1981—Philadelphia, Pa., Spectrum

Head Coach: Dean Smith  
lost to Indiana, 50-63, in the national championship game  
All-Final Four: Al Wood  
won West Regional in Salt Lake City, Utah (beat Kansas State)  
Regional MVP: Al Wood  
All-Regional: Sam Perkins, Al Wood, James Worthy

### NCAA CHAMPIONS

## 1982—New Orleans, La., Superdome

Head Coach: Dean Smith  
beat Georgetown, 63-62, in the national championship game  
Final Four MVP: James Worthy  
All-Final Four: Michael Jordan, Sam Perkins, James Worthy  
won East Regional in Raleigh, N.C. (beat Villanova)  
Regional MVP: James Worthy  
All-Regional: Jimmy Black, Sam Perkins, James Worthy

## 1991—Indianapolis, Ind., Hoosier Dome

Head Coach: Dean Smith  
lost to Kansas, 73-79, in a national semifinal  
won East Regional in East Rutherford, N.J. (beat Temple)  
All-Regional: Hubert Davis, Rick Fox

### NCAA CHAMPIONS

## 1993—New Orleans, La., Superdome

Head Coach: Dean Smith  
beat Michigan, 77-71, in the national championship game  
Final Four MVP: Donald Williams  
All-Final Four: George Lynch, Eric Montross, Donald Williams  
won East Regional in East Rutherford, N.J. (beat Cincinnati)  
Regional MVP: George Lynch  
All-Regional: George Lynch, Eric Montross, Donald Williams

## 1995—Seattle, Wash., Kingdome

Head Coach: Dean Smith  
lost to Arkansas, 68-75, in a national semifinal  
won South Regional in Birmingham, Ala. (beat Kentucky)  
Regional MVP: Jerry Stackhouse  
All-Regional: Jerry Stackhouse, Rasheee Wallace, Donald Williams

## 1997—Indianapolis, Ind., RCA Dome

Head Coach: Dean Smith  
lost to Arizona, 58-66, in a national semifinal  
won East Regional in Syracuse, N.Y. (beat Louisville)  
Regional MVP: Shammond Williams  
All-Regional: Vince Carter, Ed Cota, Antawn Jamison, Shammond Williams

## 1998—San Antonio, Texas, Alamodome

Head Coach: Bill Guthridge  
lost to Utah, 59-66, in a national semifinal  
won East Regional in Greensboro, N.C. (beat Connecticut)  
Regional MVP: Antawn Jamison  
All-Regional: Vince Carter, Ed Cota, Antawn Jamison, Shammond Williams

## 2000—Indianapolis, Ind., RCA Dome

Head Coach: Bill Guthridge  
lost to Florida, 59-71, in a national semifinal  
won South Regional in Austin, Texas (beat Tulsa)  
Regional MVP: Joseph Forte  
All-Regional: Jason Capel, Ed Cota, Joseph Forte

### NCAA CHAMPIONS

## 2005—St. Louis, Mo., Edward Jones Dome

Head Coach: Roy Williams  
beat Illinois, 75-70, in the national championship game  
Final Four MVP: Sean May  
All-Final Four: Raymond Felton, Sean May, Rashad McCants  
won East Regional in Syracuse, N.Y. (beat Wisconsin)  
Regional MVP: Sean May  
All-Regional: Sean May, Rashad McCants

## 2008—San Antonio, Texas, Alamodome

Head Coach: Roy Williams  
lost to Kansas, 66-84, in national semifinal  
won East Regional in Charlotte, N.C. (beat Louisville)  
Regional MVP: Tyler Hansbrough  
All-Regional: Wayne Ellington, Tyler Hansbrough, Ty Lawson

### NCAA CHAMPIONS

## 2009—Detroit, Mich., Ford Field

Head Coach: Roy Williams  
beat Michigan State, 89-72, in the national championship game  
Final Four MVP: Wayne Ellington  
All-Final Four: Wayne Ellington, Tyler Hansbrough, Ty Lawson  
won South Regional in Memphis, Tenn. (beat Oklahoma)  
Regional MVP: Ty Lawson  
All-Regional: Danny Green, Tyler Hansbrough, Ty Lawson



## **2016—Houston, Texas, NRG Stadium**

Head Coach: Roy Williams

lost to Villanova, 74-77, in the national championship game

All-Final Four: Joel Berry II, Brice Johnson

won East Regional in Philadelphia (beat Notre Dame)

Regional MVP: Brice Johnson

All-Regional: Brice Johnson, Marcus Paige

## **NCAA CHAMPIONS**

### **2017—Glendale, Ariz., University of Phoenix Stadium**

Head Coach: Roy Williams

beat Gonzaga, 71-65, in the national championship game

Final Four MVP: Joel Berry II

All-Final Four: Joel Berry II, Justin Jackson, Kennedy Meeks

won South Regional in Memphis, Tenn. (beat Kentucky)

Regional MVP: Luke Maye

All-Regional: Joel Berry II, Justin Jackson, Luke Maye

(non-national championship season summaries listed below)

## **1946**

Carolina finished first in Southern Conference play with a 13-1 record, but was beaten by Wake Forest in the SoCon Tournament semifinals. Duke won the postseason title, but the NCAA Committee selected Carolina to represent District 3 in the NCAA Tournament at New York's Madison Square Garden.

NYU was favored to beat UNC in the East Regional semifinal, but 27-year-old Bones McKinney scored 11 points to lead Carolina to a 57-49 win. McKinney originally played at NC State, but enrolled at Carolina in January 1946 after being discharged from the U.S. Army.

John "Hook" Dillon, a sophomore from Georgia and Carolina's leading scorer with 12.9 points per game, and Bob Paxton led Carolina past Ohio State in the East Regional final. The Buckeyes led by five with less than three minutes to play, but Paxton sent the game into overtime with a jump shot with under 20 seconds to play. Dillon scored the key shot in overtime as UNC held on for a 60-57 win.

Defending national champion Oklahoma A&M beat Carolina, 43-40, in the championship game, despite Dillon's 16 points. Seven-foot center Bob Kurland had 23 points to lead the Aggies.

## **1967**

Junior forward Larry Miller, the ACC Player of the Year, and five heralded sophomores led the Tar Heels to a 22-6 record, an ACC title and first Final Four under head coach Dean Smith.

Carolina reached the Final Four with a 96-80 victory over Boston College in the Eastern Regional final. Senior forward Bob Lewis earned regional MVP honors after scoring 31 points in the championship game. Miller added 22 points and center Rusty Clark posted a double-double with 18 points and 18 rebounds.

The Tar Heels lost to Dayton, 76-62, in the national semifinals in Louisville, Ky. Flyer forward Don May scored 34 points and grabbed 15 rebounds. Clark had 19 points and 11 rebounds and Miller scored 13 points and grabbed 13 rebounds.

"The big thing is we had to win the ACC Tournament before we could even go to the NCAA Tournament," says Coach Smith. "I was concerned about how we would do in the NAAs in overcoming the excitement of winning the ACC Tournament. We did go to the Final Four with three sophomore starters that year. That was a thrilling time."

## **1968**

Carolina beat Ohio State, 80-66, to advance to the national championship game. Junior forward Bill Bunting had 17 points and 12 rebounds and Miller logged 20 points and six rebounds. Miller had earned All-America honors and was the MVP at the ACC Tournament for the second year in a row.

Carolina played defending champion UCLA for the championship in the Los Angeles Sports Arena. National Player of the Year Lew Alcindor scored 34 points and pulled down 16 rebounds to lead the Bruins to a 78-55 win, their fourth title in five years. Miller led the Tar Heels with 14 points and six rebounds.

"We were ready this time for the NAAs, based on the year before," says Coach Smith. "We were great against undefeated St. Bonaventure with Bob Lanier in the opening round. The field was not seeded in those days. We faced Lew Alcindor and UCLA in the championship game. I do think that was the best college team I had ever seen to that date."

## **1969**

First-team All-America Charles Scott led Carolina with 22.3 points and 7.1 rebounds per game. Carolina advanced to the NCAA Tournament with a stellar comeback victory over Duke in the ACC finals. Led by Scott, who scored 40 points and nabbed five rebounds, the Tar Heels rallied from a nine-point halftime deficit to defeat the Blue Devils, 85-74.

Scott had 22 points, nine rebounds and six assists against Duquesne and 32 points, six rebounds and four assists against Davidson in the regional final. He hit the game-winner as time expired to give the Tar Heels the 87-85 win over Lefty Driesell's Wildcats to send Carolina to the Final Four.

The Boilermakers' Rick Mount scored 36 and Bill Keller added 20 to lead Purdue to a 92-65 victory in the national semifinals.

## **1972**

The Tar Heels earned an NCAA bid with a 73-64 victory over Maryland in the ACC Championship, avenging an earlier 79-77 overtime loss to the Terps.

George Karl had 18 points and Dennis Wuycik added 16 to lead UNC to a 92-69 rout of South Carolina in the opening round of the NCAA Tournament. Wuycik (18), Robert McAdoo (17) and Karl (16) led UNC to a 73-59 win over Penn in the regional final.

Carolina lost to Florida State, 79-75, in the Final Four. McAdoo had 24 points and 15 rebounds, but his teammates made 19 of 51 shots from the floor, and the Tar Heels could not overcome a 13-point halftime deficit. Ron King led Florida State with 22 points.

"This was one of our great teams," says Coach Smith. "We played extremely well to get to the Final Four, paying back South Carolina for beating us in the ACC Tournament the year before. We beat a very good Penn team. We were ranked No. 2 in the nation and UCLA was No.1. I think we looked past Florida State ahead to UCLA. McAdoo fouled out with 13 minutes to play."

## **1977**

Injuries dominated the storylines in the incredible run to the championship game.

In the second round, Phil Ford scored 27 points to lead the Tar Heels, playing without an injured Walter Davis, to a 69-66 win over Purdue. On St. Patrick's Day, the Tar Heels trailed Notre Dame by 14 in the second half, but John Kuester had 14 points, eight assists and seven steals and Ford scored 29 points, including two free throws with two seconds remaining, to earn a 79-77 win.

Davis, despite a broken finger, scored 21 points as the Tar Heels beat Kentucky, 79-72, in the East Regional final.

The Tar Heels trailed UNLV, 49-43, at the half, in the national semifinals, but the Tar Heels prevailed, 84-83, behind freshman Mike O'Koren's 31 points and eight rebounds. Davis made all seven of his field goal attempts and finished with 19 points.

In the championship, Al McGuire's Warriors built a 39-27 lead, but Carolina surged ahead in the second half. However, Butch Lee (19), Bo Ellis and Jim Boylan (14 apiece) led Marquette to the title.

"Coach Guthridge called that our most amazing year," says Coach Smith. "We had more huggers that year – that means when the game is over we are all hugging in the dressing room. We lost our All-America center Tom LaGarde in February; then we had a great run. Walter couldn't shoot against Notre Dame, but Phil happened to make free throws even with his hyper-extended elbow. We held the ball against Kentucky in the second half to go to the Final Four. Then O'Koren came on and was great against UNLV. We lost to a really good Marquette team. Jimmy Boylan was terrific against us in the final – he once called wanting to transfer to Carolina, but I suggested he call Coach McGuire instead."

## 1981

The Tar Heels swept through the West Regional with little trouble, beating Pittsburgh, Utah and Kansas State. Sam Perkins had 15 points, 11 rebounds and four blocks in the regional semifinals and 16 points and 11 boards in the regional final against Kansas State. Wood was outstanding against the Wildcats, scoring 21 points and pulling down 17 rebounds.

The national semifinal was a clash between the ACC regular season champion Virginia and ACC Tournament champion UNC.

This time, the Tar Heels kept Ralph Sampson in check. Sampson scored only 11 points and Virginia could not find an answer for Wood, who scored 39 points and added 10 rebounds. The game was tied at 27 at halftime, but Carolina outscored Virginia, 51-38, in the second half to earn a 78-65 victory.

Bob Knight's Indiana Hoosiers beat the Tar Heels 63-50 in the national championship game. The game was played only hours after an assassination attempt on President Ronald Reagan. Isiah Thomas led the Hoosiers with 23 points. Wood and Perkins combined for 29 points for UNC.

## 1991

Toronto-born and Bahamas-raised Rick Fox was joined in the starting lineup by seniors Pete Chilcutt (center) and King Rice (point guard), junior guard Hubert Davis and sophomore forward George Lynch.

Carolina cruised to the East Regional final, beating Northeastern, Villanova and Eastern Michigan, all by double-digits, then beat Temple, 75-72, in the New Jersey Meadowlands to return to the Final Four for the first time since 1982. Davis and Fox each scored 19 points and Rice added 12 points and seven assists to get by the Owls. Temple guard Mark Macon scored 31 points, but missed a 30-footer at the buzzer that would have sent the game into overtime.

Kansas, coached by former UNC assistant Roy Williams, beat the Tar Heels, 79-73, in the national semifinals in the Hoosier Dome in Indianapolis. Davis led all scorers with 25 points, but Carolina shot just 38.4 percent for the game. Adonis Jordan led the Jayhawks with 16 points and seven assists.

"We were glad to get back to the Final Four in 1991," says Coach Smith. "We had great leadership with King Rice, Rick Fox and Pete Chilcutt. We didn't play well in Indianapolis against Kansas. We hadn't been to the Final Four in a while and I think we went back to being happy to be there."

## 1995

UNC earned the No. 2 seed in the Southeast Region after losing in overtime to Randolph Childress, Tim Duncan and Wake Forest in the ACC championship game. Carolina trailed Murray State by a point at halftime in the first round, but won 80-70 behind Jerry Stackhouse's 25 points, 11 rebounds and five assists. Wins over Iowa State and Allen Iverson-led Georgetown set up a regional final between No. 2 UNC and No. 1 Kentucky in Birmingham, Ala., the heart of SEC country.

Stackhouse was brilliant with 18 points, 12 boards and six assists as Carolina won, 74-61. Donald Williams had 18 points, Rasheed Wallace added 12 and the Tar Heels held Kentucky to 28 percent shooting from the floor (7 of 36 from three-point range).

Defending NCAA champion Arkansas beat the Tar Heels, 75-68, in the national semifinals in Seattle. Stackhouse scored 18 points, but could only play 28 minutes due to a deep thigh bruise, an injury he suffered 12 seconds into the game.

"That was a special year," says Coach Smith. "We lost five seniors and were not deep, but Stackhouse and Wallace were a year older and very talented. Before the regional final, we told the team Kentucky had their celebration party scheduled, and Stackhouse held up his hand and said, 'Yeah, I'm going to go to it and celebrate.' He was so fired up. What a great competitor. Kentucky was very good. It was tough winning in Birmingham. But I was really worried about stopping Allen Iverson and beating Georgetown. You never know what would have happened if Stackhouse had not gotten hurt against Arkansas."

## 1997

Carolina began ACC play with three consecutive losses for the first time ever. The second of those losses was a Smith Center debacle in which Carolina led Maryland by 22 in the second half but lost by 10.

However, the Tar Heels ran off an improbable 16-game win streak, won the ACC Tournament and earned another trip to the Final Four.

After sneaking by Fairfield in the first round, the Tar Heels beat Colorado, 73-56, in Winston-Salem to give Smith his 877th win, breaking Adolph Rupp's all-time record.

All-America forward Antawn Jamison scored 21 points and grabbed eight



**JERRY STACKHOUSE** was the MVP of the 1995 South Regional after leading UNC to wins over Georgetown and Kentucky.

rebounds in the East Region semifinal against California. Shammond Williams scored 22 points and Vince Carter notched 18 points and seven rebounds against Louisville in the East Regional final.

Carolina shot poorly in Indianapolis in the Final Four, connecting on a season-low 31.1 percent from the floor, and was beaten by Arizona, 66-58. Carter had 21 points and Jamison had 18 points and 11 rebounds. Arizona guards Miles Simon and Mike Bibby scored 24 and 20, respectively.

"Fairfield was a remarkable game," says Smith. "That was probably our best offensive game since Loyola Marymount (1988), but they kept making threes. There was too much going on about the number of wins and the record. I thought it could affect us against Colorado. Then I was really impressed with our team against Louisville. We had a big lead and they cut it to six and I took a timeout. I said, 'We could let them have it, we've had a pretty good year,' and Ademola Okulaja spoke up and said 'What do you mean?' And we went on to beat them pretty badly."

## 1998

Most of the players from the 1997 Final Four squad returned, including All-America candidates Jamison, Carter and Williams and ACC assist leader Ed Cota.

Although the players were the same, Bill Guthridge was in his rookie season as head coach. Dean Smith resigned in October and turned over the reins to Guthridge, who was an assistant under Smith for the previous 30 years.

Jamison averaged 22.9 points and 10.2 rebounds to win ACC and National Player of the Year honors. Carolina was No. 1 in the country for eight weeks and regained the top spot in the final poll after an 83-68 win over Duke in the ACC Tournament championship game.

Carolina beat UNC Charlotte in overtime in the second round behind Williams' 32 points, then toppled rising powers Michigan State and Connecticut in Greensboro by double-digit margins.

Utah built a 13-point halftime lead in the national semifinal and Carolina could never pull even, despite Carter's 21 points. The Tar Heels shot just 39.1 percent in the game, and Jamison was held to 14 points in his final collegiate contest.



## 2000

The Tar Heels entered NCAA Tournament play as a No. 8 seed after a disappointing season that included a four-game losing streak and a first-round exit in the ACC Tournament. The No. 8 seed equaled the lowest in UNC history.

Center Brendan Haywood scored a career high 28 points and grabbed 15 rebounds to lead the Tar Heels to an 84-70 victory over Missouri in the first round.

Carolina, led by forward Jason Capel, stymied third-ranked and No. 1 seed Stanford in the second round, holding the Cardinal to 34 percent shooting. Freshman Joseph Forte led all scorers with 17 points.

Forte scored 22 points and Carolina overcame a seven-point deficit with Haywood on the bench to beat Tennessee, 74-69, in Austin, Texas, in the regional semifinal. Cota scored key late baskets and Carolina got stellar post play off the bench from Julius Peppers.

Forte had 28 points, eight rebounds in the regional final to beat Tulsa.

Carolina lost to Florida in the national semifinals in Indianapolis despite Haywood's 20 points and 12 rebounds. The Tar Heels overcame a 15-point deficit to take the lead in the second half, but fell behind after Cota went to the bench with four fouls.

## 2008

The Tar Heels were the No. 1 overall seed in the NCAA Tournament and East Regional in 2008. Carolina was a No. 1 seed for an NCAA-record 12th time and the third time in four years (2005-07-08).

Carolina opened the NCAA Tournament by reaching the 100-point mark in consecutive games. The Tar Heels trounced Mount St. Mary's 113-74 and Arkansas 108-77 at the RBC Center in Raleigh. Danny Green's 12 first-half points keyed a 68-47 win over Washington State in Charlotte in the Sweet 16. Tyler Hansbrough was sensational in the 83-73 win over Louisville in the East Regional final. Hansbrough, who earned regional MVP honors, had 28 points and 13 rebounds against the Cardinals. He scored 20 second-half points, including a pair of jump shots in the final minutes that sealed the victory.

Kansas jumped out to a 40-12 lead over the Tar Heels in the national semifinals in San Antonio. UNC staged a dramatic comeback to pull within 54-50 with 11:15 to play before the Jayhawks pulled away for an 84-66 win.

## 2016

The Tar Heels were the No. 1 seed in the East after defeating Pitt, Notre Dame and fourth-ranked Virginia to win the ACC Tournament. Carolina opened with wins in Raleigh over Florida Gulf Coast (behind Brice Johnson's eight blocks and a 20-0 edge in fastbreak points) and Providence (Johnson had 21 points and 10 rebounds and UNC shot 61 percent from the floor in the second half).

Marcus Paige sparked the 101-86 Sweet 16 win over Indiana with 21 points and six assists, hitting four of his six three-pointers before the first TV timeout. Johnson added 20/10 and three blocks and UNC limited the sharp-shooting Hoosiers to 41 percent from the floor. Johnson (regional MVP) became the first Tar Heel ever with three straight 20/10 games in the NCAA Tournament as he had 25 points and 12 boards in the regional final against Notre Dame. The Tar Heels shot 64 percent from the floor in the first half and 61.5 percent for the game, their highest ever in 26 regional finals.

Carolina beat Syracuse in the national semifinal in Houston in front of 75,505, largest crowd ever to see a UNC game. UNC led by 17 with 12 minutes to play before the Orange closed to within seven. Paige hit three 3FGs in the final 10 minutes and UNC pulled away to win by 17.

The Tar Heels set a national championship game record by making 11 of 17 three-pointers (.647), but a Kris Jenkins' three-pointer as time expired gave Villanova a 77-74 win and the title.

Paige led both teams with 21 points and six assists and Joel Berry II was 4 for 4 in three-pointers and had 20 points. UNC led 39-34 at the half, but fell behind 67-57 with 5:29 to play. Paige scored eight points in the final 1:33, including an off-balance, double-clutch three with 4.7 seconds to play that tied the game at 74.

The Wildcats shot 58.3 percent from the floor, highest against UNC all season, and made 8 of 14 from behind the arc.



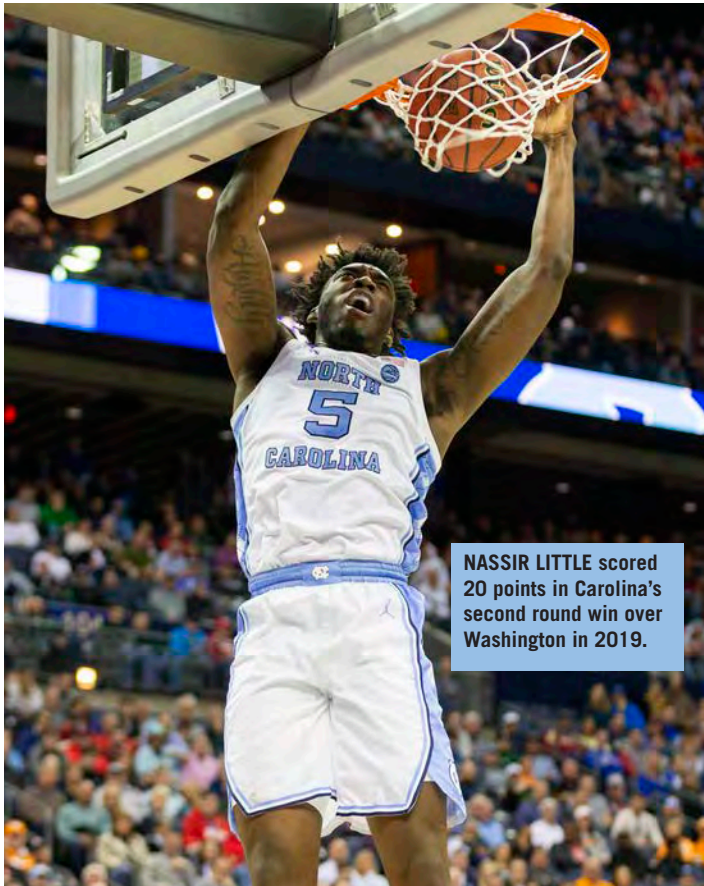
**First-team All-America BRICE JOHNSON was the MVP of the 2016 East Regional and led UNC past Syracuse in the national semifinal in Houston.**





# NCAA TOURNAMENT BOX SCORES

2019 1st Rd. vs. Iona  
2019 2nd Rd. vs. Washington  
2019 Sweet 16 vs. Auburn



**NASSIR LITTLE** scored 20 points in Carolina's second round win over Washington in 2019.

## Washington vs North Carolina 03/24/19 2:40 pm at

Washington 59 • 27-9

#	Player	Total		3-Ptr		Rebounds			PF	TP	A	TO	Blk	Stl	Min
		FG-FGA	FG-FGA	FT-FTA	FT-FTA	Off	Def	Tot							
04	Matisse Thybulle	f	1-8	0-5	0-0	0	2	2	1	2	4	2	2	4	36
13	Hameir Wright	f	1-5	1-4	0-0	0	3	3	2	3	0	0	0	0	17
15	Noah Dickerson	f	4-7	0-0	2-5	1	5	6	2	10	1	2	2	1	27
01	David Crisp	g	2-9	2-6	2-3	0	0	0	3	8	1	3	0	1	29
05	Jaylen Nowell	g	6-11	0-2	0-0	1	3	4	0	12	1	2	0	1	34
00	Jamal Bey	g	2-2	2-2	0-0	0	0	0	1	6	0	1	0	0	12
10	Elijah Hardy	g	1-2	1-2	0-0	0	0	0	0	3	0	0	0	0	1
11	Nahziah Carter	g	4-11	2-4	0-0	2	0	2	0	10	1	0	0	0	16
12	Jason Crandall	g	0-0	0-0	0-0	0	0	0	0	0	0	0	0	0	1
20	Quin Barnard	g	0-0	0-0	0-0	0	0	0	0	0	0	0	0	0	1
22	Dominic Green	g	1-4	1-4	0-0	0	0	0	1	3	0	0	1	0	18
30	Travis Rice	g	0-0	0-0	0-0	0	0	0	0	0	0	0	0	0	1
33	Sam Timmins	g	1-1	0-0	0-2	1	1	2	0	2	0	0	0	0	7
Team						3	2	5							
Totals			23-60	9-29	4-10	8	16	24	10	59	8	12	5	7	200
FG % 1st Half: 14-29		48.3%	2nd half: 9-31		29.0%	Game: 23-60		38.3%	Deadball Rebounds 2						
3FG % 1st Half: 3-13		23.1%	2nd half: 6-16		37.5%	Game: 9-29		31.0%							
FT % 1st Half: 2-6		33.3%	2nd half: 2-4		50.0%	Game: 4-10		40.0%							

## North Carolina 81 • 29-6

#	Player	Total		3-Ptr		Rebounds			PF	TP	A	TO	Blk	Stl	Min
		FG-FGA	FG-FGA	FT-FTA	FT-FTA	Off	Def	Tot							
15	Garrison Brooks	f	2-4	0-0	1-2	3	2	5	0	5	3	1	0	1	21
32	Luke Maye	f	8-19	1-2	3-3	4	10	14	2	20	0	3	0	0	33
02	Coby White	g	6-11	4-7	1-2	0	6	6	2	17	2	2	0	1	35
13	Cameron Johnson	g	5-10	3-8	0-0	1	2	3	4	13	7	0	0	0	34
00	Seventh Woods	g	1-3	0-2	0-0	1	3	4	0	2	3	4	0	0	27
01	Leaky Black	g	0-0	0-0	0-0	0	0	0	0	0	0	1	0	0	4
03	Andrew Platek	g	1-1	0-0	0-0	0	2	2	0	0	1	1	0	0	3
04	Brandon Robinson	g	1-2	0-1	0-0	0	2	2	1	2	2	0	0	0	15
05	Nassir Little	g	8-11	1-1	3-3	3	4	7	0	20	0	3	1	0	21
21	Sterling Manley	g	0-0	0-0	0-0	0	0	0	2	0	0	0	0	0	2
22	Walker Miller	g	0-1	0-0	0-0	0	0	0	0	0	0	0	0	0	0
25	Caleb Ellis	g	0-0	0-0	0-0	0	0	0	0	0	0	0	0	0	1
30	K.J. Smith	g	0-0	0-0	0-0	0	0	0	0	0	0	0	0	0	1
42	Brandon Huffman	g	0-1	0-0	0-0	1	0	1	0	0	0	0	0	0	1
Team						2	2	4							
Totals			32-63	9-21	8-10	15	33	48	13	81	18	15	1	5	200
FG % 1st Half: 16-31		51.6%	2nd half: 16-32		50.0%	Game: 32-63		50.8%	Deadball Rebounds 2						
3FG % 1st Half: 5-13		38.5%	2nd half: 4-8		50.0%	Game: 9-21		42.9%							
FT % 1st Half: 4-4		100.0%	2nd half: 4-6		66.7%	Game: 8-10		80.0%							

Officials: Michael Irving, Ron Groover, John Higgins  
Technical fouls: Washington-None. North Carolina-None.  
Attendance: 19610

2018-19 Men's Basketball. Round: 0. North Carolina vs Washington. Played at .

Score by periods	1st	2nd	Total
Washington	33	26	59
North Carolina	41	40	81

## Auburn vs North Carolina 03/29/19 6:29 pm at

Auburn 97 • 29-9

#	Player	Total		3-Ptr		Rebounds			PF	TP	A	TO	Blk	Stl	Min
		FG-FGA	FG-FGA	FT-FTA	FT-FTA	Off	Def	Tot							
05	Chuma Okeke	f	8-11	3-5	1-3	4	7	11	0	20	2	2	1	2	25
24	Anfernee McLemore	f	1-3	1-3	0-0	0	4	4	2	3	0	0	1	0	19
01	Jared Harper	g	3-8	1-5	2-2	0	1	1	4	9	11	2	0	0	25
02	Bryce Brown	g	3-7	2-6	4-5	0	4	4	0	12	2	1	0	2	32
04	Malik Dunbar	g	5-10	3-7	0-0	2	2	4	1	13	1	1	0	0	23
00	Horace Spencer	g	2-3	0-0	0-2	0	2	2	3	4	0	0	3	1	14
03	Danjel Purifoy	g	4-6	4-6	0-0	1	1	2	1	12	1	0	0	0	12
10	Samir Doughty	g	4-6	2-3	0-0	0	1	1	1	10	2	2	0	1	20
12	J'Von McCormick	g	5-11	0-1	0-1	1	1	2	2	10	2	1	0	2	21
20	Myles Parker	g	1-1	1-1	0-0	0	0	0	0	3	0	0	0	0	1
22	Will Macoy	g	0-0	0-0	0-0	0	0	0	0	0	0	0	0	0	1
41	Cole Blackstock	g	0-0	0-0	0-0	0	0	0	2	0	0	0	0	0	1
50	Austin Wiley	g	0-0	0-0	1-4	2	3	5	1	1	0	0	1	0	6
Team						0	0	0							
Totals			36-66	17-37	8-17	10	26	36	17	97	21	11	6	8	200
FG % 1st Half: 18-38		47.4%	2nd half: 18-28		64.3%	Game: 36-66		54.5%	Deadball Rebounds 3.1						
3FG % 1st Half: 5-19		26.3%	2nd half: 12-18		66.7%	Game: 17-37		45.9%							
FT % 1st Half: 0-3		0.0%	2nd half: 8-14		57.1%	Game: 8-17		47.1%							

## North Carolina 80 • 29-7

#	Player	Total		3-Ptr		Rebounds			PF	TP	A	TO	Blk	Stl	Min
		FG-FGA	FG-FGA	FT-FTA	FT-FTA	Off	Def	Tot							
15	Garrison Brooks	f	2-2	0-0	2-2	2	2	4	3	6	1	0	1	0	28
32	Luke Maye	f	6-14	1-4	0-1	3	4	7	2	13	3	3	0	1	28
02	Coby White	g	4-15	0-7	7-8	1	2	3	2	15	4	2	0	2	31
13	Cameron Johnson	g	4-11	2-7	5-5	0	5	5	2	15	0	1	1	3	29
24	Kenny Williams	g	4-6	2-3	0-0	2	3	5	1	10	3	4	0	1	34
00	Seventh Woods	g	1-1	0-0	0-0	0	2	2	1	2	1	2	0	0	8
01	Leaky Black	g	0-1	0-1	0-0	0	0	0	3	2	0	1	0	0	8
03	Andrew Platek	g	0-0	0-0	1-2	1	0	1	1	1	0	0	0	0	3
04	Brandon Robinson	g	3-6	2-4	1-2	3	1	4	1	9	3	0	0	0	16
05	Nassir Little	g	2-7	0-2	0-1	1	2	3	1	4	0	2	0	0	13
21	Sterling Manley	g	2-2	0-0	1-1	0	0	0	0	5	0	0	0	0	1
30	K.J. Smith	g	0-0	0-0	0-0	0	1	1	0	0	0	0	0	0	1
Team						0	2	2							
Totals			28-65	7-28	17-22	14	26	40	16	80	16	14	2	7	200
FG % 1st Half: 14-32		43.8%	2nd half: 14-33		42.4%	Game: 28-65		43.1%	Deadball Rebounds 1						
3FG % 1st Half: 5-15		33.3%	2nd half: 2-13		15.4%	Game: 7-28		25.0%							
FT % 1st Half: 6-10		60.0%	2nd half: 11-12		91.7%	Game: 17-22		77.3%							

Officials: Gerry Pollard, Mike Reed, Michael Stephens  
Technical fouls: Auburn-None. North Carolina-None.  
Attendance: 17385

2018-19 Men's Basketball. Round: 0. Auburn vs North Carolina. Played at .

Score by periods	1st	2nd	Total
Auburn	41	56	97
North Carolina	39	41	80

## Iona vs North Carolina 03/22/19 9:20 pm at

Iona 73 • 17-16

		Total		3-Ptr	Rebounds			PF	TP	A	TO	Blk	Stl	Min	
#	Player	FG-FGA	FG-FGA	FT-FTA	Off	Def	Tot								
12	Tajuan Agee	f	3-7	1-3	2-2	0	5	5	5	9	0	2	0	1	17
00	Rickey McGill	g	8-12	7-9	3-3	0	2	2	3	26	1	3	1	4	38
01	E.J. Crawford	g	3-10	1-7	3-4	0	4	4	1	10	2	4	0	0	37
03	Asante Gist	g	4-12	3-10	6-6	0	3	3	2	17	5	3	0	0	40
05	Ben Perez	g	0-3	0-3	0-0	0	3	3	2	0	2	0	0	1	31
10	Andrija Ristanovic		4-11	3-9	0-0	1	5	6	1	11	1	0	0	0	27
13	Jahnathan Maxwell		0-0	0-0	0-0	0	0	0	0	0	0	0	0	0	8
24	Malik Rhem		0-0	0-0	0-0	0	0	0	0	0	0	0	0	0	1
32	Payton Hudson		0-0	0-0	0-0	0	0	0	0	0	0	0	0	0	1
Team						1	2	3							
Totals			22-55	15-41	14-15	2	24	26	14	73	11	12	1	6	200
FG % 1st Half: 14-30		46.7%	2nd half: 8-25	32.0%	Game: 22-55		40.0%	Deadball							
3FG % 1st Half: 10-21		47.6%	2nd half: 5-20	25.0%	Game: 15-41		36.6%	Rebounds							
FT % 1st Half: 0-0		0.0%	2nd half: 14-15	93.3%	Game: 14-15		93.3%	0							



# NCAA TOURNAMENT BOX SCORES

2018 2nd Round vs. Texas A&M  
2018 1st Round vs. Lipscomb  
2017 National Championship vs. Gonzaga  
2017 National Semifinal vs. Oregon

## Texas A&M vs North Carolina 03/18/18 5:20 p.m. at Charlotte, N.C. (Spectrum Center)

### Texas A&M 86 • 22-12

#	Player	Total		3-Ptr		Rebounds			PF	TP	A TO		Blk	Stl	Min
		FG-FGA	FG-FGA	FT-FTA	FT-FTA	Off Def Tot	Off Def Tot	Off Def Tot							
01	Hogg,DJ	f	5-11	3-7	1-2	2 6 8	3 14	4 2 1 2	29						
44	Williams,Robert	f	3-3	0-0	2-2	1 12 13	3 8	1 2 2 0	20						
34	Davis,Tyler	c	7-9	0-0	4-7	3 6 9	2 18	1 3 3 1	32						
02	Starks,TJ	g	7-15	2-6	5-8	0 3 3	1 21	5 5 0 0	32						
03	Gilder,Admon	g	5-11	2-3	0-0	0 4 4	2 12	2 1 0 1	33						
00	Chandler,Jay Jay		1-2	1-1	0-0	0 3 3	1 3	2 0 0 0	15						
05	Flagg,Savion		1-2	1-2	0-0	0 2 2	0 3	0 0 0 1	11						
10	Trocha-Morelos,Tonny		2-6	1-4	2-2	1 2 3	1 7	2 1 1 0	25						
11	French,Mark		0-0	0-0	0-0	0 0 0	0 0	0 0 0 0	1						
12	Collins,Chris		0-1	0-1	0-0	0 1 1	0 0	0 0 0 0	1						
15	Jasey,Isiah		0-0	0-0	0-0	0 1 1	0 0	0 0 1 0	1						
Team						0 3 3									
Totals			31-60	10-24	14-21	7 43 50	13 86	17 14 8 5	200						

FG % 1st Half: 17-34 50.0% 2nd half: 14-26 53.8% Game: 31-60 51.7%  
3FG % 1st Half: 5-11 45.5% 2nd half: 5-13 38.5% Game: 10-24 41.7%  
FT % 1st Half: 3-5 60.0% 2nd half: 11-16 68.8% Game: 14-21 66.7%

2018  
2nd

### North Carolina 65 • 26-11

#	Player	Total		3-Ptr		Rebounds			PF	TP	A TO		Blk	Stl	Min
		FG-FGA	FG-FGA	FT-FTA	FT-FTA	Off Def Tot	Off Def Tot	Off Def Tot							
24	Williams,Kenny	f	2-8	1-5	0-0	2 2 4	2 5	0 0 0 0	31						
32	Maye,Luke	f	6-16	1-4	0-0	4 7 11	3 13	2 1 0 1	29						
01	Pinson,Theo	g	2-7	0-2	0-0	1 6 7	2 4	11 2 0 1	35						
02	Berry II, Joel	g	7-17	2-10	5-5	0 5 5	3 21	2 3 0 2	35						
13	Johnson,Cameron	g	3-11	1-7	0-0	0 3 3	1 7	2 0 0 3	26						
00	Woods,Seventh		1-3	0-1	0-0	0 0 0	4 2	0 0 0 0	6						
03	Platek,Andrew		1-1	1-1	0-0	0 0 0	1 3	0 0 0 0	3						
04	Robinson,Brandon		0-2	0-1	0-0	0 1 1	1 0	0 0 0 0	6						
11	Rush,Shea		0-0	0-0	0-0	0 0 0	0 0	0 0 0 0	1						
14	Ma,Kane		0-0	0-0	0-0	0 0 0	0 0	0 0 0 0	1						
15	Brooks,Garrison		1-6	0-0	1-1	1 1 2	2 3	0 0 0 0	14						
21	Manley,Sterling		2-4	0-0	1-1	0 1 1	1 5	0 0 0 0	10						
22	Miller,Walker		0-0	0-0	0-0	0 0 0	0 0	0 0 0 0	1						
25	Rohlfman,Aaron		0-0	0-0	0-0	0 1 1	0 0	0 0 0 0	1						
42	Huffman,Brandon		1-1	0-0	0-0	1 0 1	0 2	0 0 0 0	1						
Team						0 0 0									
Totals			26-78	6-31	7-7	9 27 36	20 65	17 6 0 7	200						

FG % 1st Half: 12-36 33.3% 2nd half: 14-42 33.3% Game: 26-78 33.3%  
3FG % 1st Half: 1-3 7.7% 2nd half: 5-18 27.8% Game: 6-31 19.4%  
FT % 1st Half: 3-5 100.0% 2nd half: 4-4 100.0% Game: 7-7 100.0%

Officials: Pat Driscoll, Michael Irving, Eric Curry  
Technical fouls: Texas A&M-None. North Carolina-None.  
Attendance: 76168

Score by periods	1st	2nd	Total
Texas A&M	42	44	86
North Carolina	28	37	65

Points	In	Off	2nd	Fast	Bench
TAMU	38	7	9	13	13
TAMU	34	7	9	8	15

Last FG - TAMU 2nd-02:03, NC 2nd-00:04.  
Largest lead - TAMU by 24 2nd-13:17, NC by 7 1st-11:37.  
TAMU led for 31:01. NC led for 08:35. Game was tied for 00:24.

Score tied - 0 times.  
Lead changed - 6 times.

## Lipscomb vs North Carolina 03/16/18 2:57 p.m. at Charlotte,N.C. (Spectrum Center)

### Lipscomb 66 • 23-10

#	Player	Total		3-Ptr		Rebounds			PF	TP	A TO		Blk	Stl	Min
		FG-FGA	FG-FGA	FT-FTA	FT-FTA	Off Def Tot	Off Def Tot	Off Def Tot							
00	Marberry,Rob	f	5-12	0-1	3-4	4 3 7	4 13	1 3 1 2	26						
22	Pepper,Eli	f	2-6	1-3	0-0	0 7 7	4 5	2 2 1 1	28						
03	Buckland,Michael	g	2-7	1-5	2-2	0 2 2	0 7	4 2 0 1	35						
21	Cooper,Kenny	g	5-10	3-4	1-2	0 2 2	4 14	2 3 0 1	29						
24	Mathews,Garrison	g	3-14	1-7	1-1	1 2 3	2 8	4 1 0 3	29						
01	Jones, Greg		0-0	0-0	0-0	0 0 0	0 0	0 0 0 0	5						
12	Rose, Matt		2-8	0-5	0-0	0 1 1	2 4	0 0 0 0	16						
13	Flener, Zach		0-0	0-0	0-0	0 0 0	0 0	0 1 0 0	1						
15	Fleming, Andrew		2-2	1-1	4-4	0 2 2	0 9	0 0 0 0	4						
20	Merritt,John Matt		0-0	0-0	0-0	0 0 0	0 0	0 0 0 0	1						
23	Korn,Aaron		1-3	0-2	2-2	0 3 3	0 4	0 0 0 0	19						
55	Brammeier,George		1-2	0-0	0-0	1 0 1	2 2	0 0 0 0	1						
Team						0 1 1									
Totals			23-64	7-28	13-15	6 23 29	18 66	14 13 2 9	200						

FG % 1st Half: 14-39 35.9% 2nd half: 9-25 36.0% Game: 23-64 35.9%  
3FG % 1st Half: 4-17 23.5% 2nd half: 3-11 27.3% Game: 7-28 25.0%  
FT % 1st Half: 2-3 66.7% 2nd half: 11-12 91.7% Game: 13-15 86.7%

### North Carolina 84 • 26-10

#	Player	Total		3-Ptr		Rebounds			PF	TP	A TO		Blk	Stl	Min
		FG-FGA	FG-FGA	FT-FTA	FT-FTA	Off Def Tot	Off Def Tot	Off Def Tot							
01	Pinson,Theo	f	6-8	0-1	3-4	3 7 10	3 15	7 3 1 1	35						
32	Maye,Luke	f	2-9	1-3	5-7	3 6 9	4 10	2 2 0 0	23						
02	Berry II, Joel	g	6-15	2-9	0-0	0 2 2	1 14	3 3 0 3	37						
13	Johnson,Cameron	g	5-8	2-3	0-1	3 4 7	1 12	2 5 0 0	30						
24	Williams,Kenny	g	6-8	4-5	2-2	0 3 3	2 18	1 2 0 1	28						
00	Woods,Seventh		0-0	0-0	0-0	0 1 1	0 0	1 0 0 0	2						
03	Platek,Andrew		0-0	0-0	0-0	0 2 2	0 0	1 1 0 0	7						
04	Robinson,Brandon		0-1	0-1	0-0	0 0 0	2 0	0 0 0 0	1						
11	Rush,Shea		1-1	0-0	0-0	0 0 0	0 2	0 0 0 1	1						
14	Ma,Kane		0-1	0-0	0-0	0 0 0	0 0	0 0 0 0	1						
15	Brooks,Garrison		2-3	0-0	3-4	0 1 1	2 7	3 1 0 1	16						
21	Manley,Sterling		3-4	0-0	0-0	0 10 10	0 6	0 0 1 0	10						
22	Miller,Walker		0-1	0-0	0-0	0 0 0	0 0	0 0 0 0	1						
25	Rohlfman,Aaron		0-0	0-0	0-0	0 0 0	1 0	0 0 0 0	1						
42	Huffman,Brandon		0-1	0-0	0-0	1 0 1	0 0	0 0 0 0	1						
Team						0 1 1									
Totals			31-60	9-22	13-18	10 37 47	17 84	19 18 2 8	200						

FG % 1st Half: 17-31 54.8% 2nd half: 14-29 48.3% Game: 31-60 51.7%  
3FG % 1st Half: 5-11 45.5% 2nd half: 4-11 36.4% Game: 9-22 40.9%  
FT % 1st Half: 4-9 44.4% 2nd half: 9-9 100.0% Game: 13-18 72.2%

Officials: Lamont Simpson, Tony Henderson, Bill McCarthy  
Technical fouls: Lipscomb-None. North Carolina-None.  
Attendance: 18489

Score by periods	1st	2nd	Total
Lipscomb	34	32	66
North Carolina	43	41	84

Points	In	Off	2nd	Fast	Bench
LIP	30	22	6	4	19
NC	42	15	10	15	15

Last FG - LIP 2nd-00:33, NC 2nd-00:43.  
Largest lead - LIP by 6 1st-13:02, NC by 23 2nd-00:43.  
LIP led for 08:38. NC led for 29:08. Game was tied for 02:14.

Score tied - 3 times.  
Lead changed - 8 times.

## GONZAGA vs NORTH CAROLINA 4/3/17 6:20PM at Univ of Phoenix Stadium, Glendale, AZ

### GONZAGA 65 • 37-2

#	Player	Total		3-Ptr		Rebounds			PF	TP	A TO		Blk	Stl	Min
		FG-FGA	FG-FGA	FT-FTA	FT-FTA	Off Def Tot	Off Def Tot	Off Def Tot							
03	WILLIAMS, Johnathan	f	4-7	1-3	0-0	0 5 5	4 9	0 0 0 0	23						
24	KARNOWSKI, Przemek	c	1-8	0-0	7-9	2 7 9	4 9	0 4 1 0	29						
04	MATHEWS, Jordan	g	2-7	2-5	0-1	0 3 3	1 6	1 1 0 1	32						
05	WILLIAMS-GOSS, Nigel	g	5-17	1-3	4-8	2 7 9	3 15	6 2 0 0	39						
13	PERKINS, Josh	g	3-8	3-6	4-5	0 2 2	3 13	3 2 0 0	35						
00	MELSON, Silas		1-3	1-2	0-0	0 0 0	0 3	0 0 0 0	14						
22	JONES, Jeremy		0-0	0-0	0-0	0 0 0	0 0	0 0 0 0	0+						
32	COLLINS, Zach		4-6	0-0	1-1	3 4 7	5 9	0 4 3 1	14						
33	TILLIE, Killian		0-3	0-0	1-2	2 7 9	2 1	1 1 1 0	14						
Team						3 2 5									
Totals			20-59	8-19	17-26	12 37 49	22 65	11 14 5 2	200						

FG % 1st Half: 12-30 40.0% 2nd half: 8-29 27.6% Game: 20-59 33.9



# NCAA TOURNAMENT BOX SCORES

2017 Elite 8 vs. Kentucky  
2017 Sweet 16 vs. Memphis  
2017 2nd Round vs. Arkansas  
2017 1st Round vs. Texas Southern

Kentucky vs North Carolina  
3/26/17 4:13 PM at Memphis, Tenn.

Kentucky 73 • 32-6

#	Player	Total		3-Ptr		Rebounds			PF	TP	A	TO	Blk	Stl	Min
		FG-FGA	FG-FGA	FT-FTA	Off	Def	Tot								
03	Adebayo, Edrice	1	4-10	0-0	5-6	3	4	7	2	13	2	2	1	1	34
35	Willis, Derek	f	3-6	0-3	0-0	0	6	6	4	6	2	1	0	0	21
00	Fox, De'Aaron	g	5-14	2-4	1-2	1	3	4	4	13	3	1	0	2	28
05	Monk, Malik	g	4-10	3-6	1-2	1	1	2	4	12	0	1	1	0	30
13	Briscoe, Isaiah	g	3-7	0-0	1-4	1	3	4	1	7	8	3	0	3	34
11	Mulder, Mychal	g	0-5	0-3	0-0	0	1	1	0	0	0	0	0	0	6
15	Humphries, Isaac	g	5-8	0-0	2-2	2	3	5	1	12	1	0	0	1	21
25	Hawkins, Dominique	g	3-5	2-3	2-3	1	2	3	2	10	0	1	0	0	22
32	Gabriel, Wenyen	g	0-0	0-0	0-0	1	0	1	1	0	0	0	0	0	4
Team					1	0	1								
Totals			27-65	7-19	12-19	11	23	34	19	73	16	9	2	7	200
FG % 1st Half:		12-32	37.5%	2nd half:	15-33	45.5%	Game:	27-65	41.5%	Deadball Rebounds					
3FG % 1st Half:		4-11	36.4%	2nd half:	3-8	37.5%	Game:	7-19	36.8%						
FT % 1st Half:		5-11	45.5%	2nd half:	7-8	87.5%	Game:	12-19	63.2%						

North Carolina 75 • 31-7

#	Player	Total		3-Ptr		Rebounds			PF	TP	A	TO	Blk	Stl	Min
		FG-FGA	FG-FGA	FT-FTA	Off	Def	Tot								
03	Kennedy Meeks	f	2-4	0-0	3-4	5	12	17	2	7	2	2	4	1	32
04	Isaiah Hicks	f	2-5	0-0	0-2	0	0	0	3	4	2	1	3	0	20
44	Justin Jackson	f	7-17	1-5	4-7	3	2	5	1	19	4	1	0	1	38
01	Theo Pinson	g	2-4	0-1	5-6	0	4	4	2	9	3	3	1	1	30
02	Joel Berry II	g	4-12	0-5	3-4	0	4	4	3	11	3	4	0	2	33
00	Nate Britt	g	0-3	0-1	0-0	0	2	2	2	0	0	2	0	0	13
05	Tony Bradley	g	3-3	0-0	0-0	0	1	1	2	6	0	1	1	1	8
21	Seventh Woods	g	0-0	0-0	0-0	0	0	0	2	0	1	0	0	0	1
30	Stilman White	g	1-1	0-0	0-0	1	1	2	1	2	0	1	0	0	5
32	Luke Maye	g	6-9	2-3	3-3	0	3	3	0	17	2	0	0	1	20
Team					4	2	6								
Totals			27-58	3-15	18-26	13	31	44	18	75	17	16	9	7	200
FG % 1st Half:		15-30	50.0%	2nd half:	12-28	42.9%	Game:	27-58	46.6%	Deadball Rebounds					
3FG % 1st Half:		1-7	14.3%	2nd half:	3-8	25.0%	Game:	3-15	20.0%						
FT % 1st Half:		7-13	53.8%	2nd half:	11-13	84.6%	Game:	18-26	69.2%						

Officials: John Higgins, Keith Kimble, Mike Reed  
Technical fouls: Kentucky-None, North Carolina-None.  
Attendance: 16412

Score by periods	1st	2nd	Total
Kentucky	33	40	73
North Carolina	38	37	75

2017  
E-8

Butler vs North Carolina  
3/24/17 6:10 PM at Memphis, Tenn.

Butler 80 • 25-9

#	Player	Total		3-Ptr		Rebounds			PF	TP	A	TO	Blk	Stl	Min
		FG-FGA	FG-FGA	FT-FTA	Off	Def	Tot								
00	Woodson, Avery	*	3-11	2-8	0-0	0	0	0	4	8	0	1	0	2	28
03	Baldwin, Kamar	*	5-9	1-4	3-4	1	4	5	3	14	1	3	0	2	29
04	Wideman, Tyler	*	1-2	0-0	0-0	1	2	3	4	2	1	2	0	0	22
11	Savage, Kethan	*	2-5	1-2	3-4	0	2	2	2	8	2	0	1	0	24
45	Chrabascz, Andrew	*	7-14	2-4	5-5	2	5	7	4	21	4	1	0	0	35
01	Lewis, Tyler	*	4-8	0-1	0-0	2	0	2	1	8	4	0	0	1	22
10	Pettus, Trey	*	0-0	0-0	1-2	0	0	0	0	1	0	0	0	0	1
20	Baddley, Henry	*	0-0	0-0	0-0	0	0	0	0	0	0	0	0	0	1
22	McDermott, Sean	*	0-0	0-0	2-2	1	0	1	0	2	0	0	0	0	1
25	Bennett, Steven	*	0-0	0-0	0-0	0	0	0	0	0	0	0	0	0	1
30	Martin, Kelan	*	5-12	2-8	4-4	1	4	5	2	16	1	2	0	0	28
51	Fowler, Nate	*	0-1	0-1	0-0	0	0	0	3	0	0	0	0	0	8
Team					0	1	1								
Totals			27-62	8-28	18-21	8	18	26	23	80	13	9	1	5	200
FG % 1st Half:		13-30	43.3%	2nd half:	14-32	43.8%	Game:	27-62	43.5%	Deadball Rebounds					
3FG % 1st Half:		4-13	30.8%	2nd half:	4-15	26.7%	Game:	8-28	28.6%						
FT % 1st Half:		6-7	85.7%	2nd half:	12-14	85.7%	Game:	18-21	85.7%						

North Carolina 92 • 30-7

#	Player	Total		3-Ptr		Rebounds			PF	TP	A	TO	Blk	Stl	Min
		FG-FGA	FG-FGA	FT-FTA	Off	Def	Tot								
01	Pinson, Theo	*	1-4	0-2	3-4	2	0	2	3	5	4	3	0	1	25
02	Berry, Joel	*	8-13	3-7	7-9	0	1	1	2	26	2	2	0	1	35
03	Meeks, Kennedy	*	1-3	0-0	3-4	1	10	11	3	5	0	0	1	1	27
04	Hicks, Isaiah	*	4-5	0-0	1-5	0	1	1	5	9	3	1	0	0	17
44	Jackson, Justin	*	9-18	2-8	4-6	3	2	5	1	24	5	1	0	0	34
00	Britt, Nate	*	1-2	1-2	2-2	0	2	2	2	5	2	0	2	2	22
05	Bradley, Tony	*	1-2	0-0	0-1	0	1	1	2	2	0	0	0	0	6
11	Rush, Shea	*	0-0	0-0	0-0	0	0	0	0	0	0	0	0	0	1
13	Coker, Kanler	*	0-0	0-0	0-0	0	0	0	1	0	0	0	0	0	1
14	Robinson, Brandon	*	0-0	0-0	0-0	0	0	0	0	0	0	0	0	0	1
21	Woods, Seventh	*	0-0	0-0	0-0	0	1	1	0	0	0	1	0	0	1
25	Rohlfman, Aaron	*	0-0	0-0	0-0	0	0	0	0	0	0	0	0	0	1
30	White, Stilman	*	0-0	0-0	0-0	0	0	0	1	0	0	0	0	0	1
32	Maye, Luke	*	6-10	3-5	1-2	3	9	12	1	16	2	0	0	1	25
Team					1	1	2								
Totals			31-57	9-24	21-33	10	28	38	21	92	22	10	1	7	200
FG % 1st Half:		18-34	52.9%	2nd half:	13-23	56.5%	Game:	31-57	54.4%	Deadball Rebounds					
3FG % 1st Half:		8-17	47.1%	2nd half:	1-7	14.3%	Game:	9-24	37.5%						
FT % 1st Half:		8-11	72.7%	2nd half:	13-22	59.1%	Game:	21-33	63.6%						

Officials: Doug Shows, LaMar Simpson, Joe Lindsay  
Technical fouls: Butler-None, North Carolina-None.  
Attendance:

Score by periods	1st	2nd	Total
Butler	36	44	80
North Carolina	52	40	92

Last FG - BU 2nd-00:48, UNC 2nd-02:19.  
Largest lead - BU by 4 1st-18:35, UNC by 20 1st-02:05.  
BU led for 00:34, UNC led for 38:53. Game was tied for 00:33.

Score tied - 1 time.  
Lead changed - 4 times.



Official Basketball Box Score - Game Totals - Final Statistics  
Texas Southern vs North Carolina  
3/17/17 4:08 PM ET at Bon Secours Wellness Arena, Greenville SC



Texas Southern 64 • 23-12

		Total		3-Ptr		Rebounds			PF	TP	A	TO	Blk	Stl	Min	
#	Player	FG-FGA	FG-FGA	FT-FTA	Off	Def	Tot									
24	Marvin Jones	c	3-5	0-0	0-0	1	4	5	3	6	0	2	2	1	25	
01	Jalan McCloud	g	0-3	0-0	0-0	0	0	0	3	0	1	0	0	0	8	
02	Zach Lofton	g	2-11	0-3	5-6	1	3	4	1	9	2	1	0	1	31	
03	Demontae Jefferson	g	6-15	1-7	0-0	0	0	0	2	13	2	4	0	1	34	
04	Kevin Scott	g	6-14	4-8	3-4	1	4	5	3	19	3	1	0	1	33	
05	Tyree Bynum	g	1-1	1-1	0-0	0	0	0	3	0	2	0	0	0	4	
06	Dulani Robinson	g	2-4	1-3	2-2	0	1	1	7	1	2	0	0	0	18	
14	Lamont Walker	g	2-6	0-2	2-2	2	4	6	2	6	0	1	0	1	19	
15	Stephan Bennett	g	0-1	0-0	0-0	1	2	3	2	0	0	0	1	1	25	
44	Eric Washington	g	0-0	0-0	1-2	0	0	0	0	1	0	0	0	0	3	
Team						0	3	3								
Totals			22-60	7-27	13-16	6	21	27	17	64	9	13	3	6	200	
FG % 1st Half: 9-30		30.0%	2nd half: 4-13	43.3%	Game: 22-60	36.7%										Deadball Rebounds 1
3FG % 1st Half: 3-12		25.0%	2nd half: 1-5	26.7%	Game: 7-27	25.9%										
FT % 1st Half: 6-6		100.0%	2nd half: 7-10	70.0%	Game: 13-16	81.3%										
North Carolina 102 - 80.7																





# NCAA TOURNAMENT BOX SCORES

2016 National Championship vs. Villanova  
2016 National Semifinal vs. Syracuse  
2016 Elite 8 vs. Notre Dame  
2016 Sweet 16 vs. Indiana

## VILLANOVA vs NORTH CAROLINA 4/4/16 8:19PM at NRG Stadium, Houston, TX

2016  
FF

### VILLANOVA 77 • 35-5

#	Player	Total		3-Ptr		Rebounds			PF	TP	A TO Blk Stl				Min
		FG-FGA	FG-FGA	FT-FTA	FT-FTA	Off	Def	Tot			A	TO	Blk	Stl	
02	Kris Jenkins	f	6-11	2-4	0-1	0	2	2	4	14	1	3	0	2	21
23	Daniel Ochefu	f	4-5	0-0	1-2	1	5	6	2	9	2	2	2	0	32
01	Jalen Brunson	g	1-4	1-2	1-2	0	1	1	0	4	0	0	0	0	22
03	Josh Hart	g	4-9	1-3	3-4	1	7	8	3	12	1	2	1	1	38
15	Ryan Arcidiacono	g	6-9	2-3	2-2	0	2	2	2	16	2	2	0	1	37
05	Phil Booth	g	6-7	2-2	6-6	0	2	2	0	20	0	1	1	1	25
25	Mikal Bridges	g	1-1	0-0	0-0	0	2	2	4	2	0	0	1	0	15
45	Darryl Reynolds	g	0-2	0-0	0-0	0	0	0	1	0	0	0	0	0	10
Team						0	0	0							
Totals			28-48	8-14	13-17	2	21	23	16	77	6	10	5	5	200

FG % 1st Half: 14-24 58.3% 2nd half: 14-24 58.3% Game: 28-48 58.3%  
3FG % 1st Half: 3-7 42.9% 2nd half: 5-7 71.4% Game: 8-14 57.1%  
FT % 1st Half: 3-4 75.0% 2nd half: 10-13 76.9% Game: 13-17 76.5%

### NORTH CAROLINA 74 • 33-7

#	Player	Total		3-Ptr		Rebounds			PF	TP	A TO Blk Stl				Min
		FG-FGA	FG-FGA	FT-FTA	FT-FTA	Off	Def	Tot			A	TO	Blk	Stl	
03	Kennedy Meeks	f	1-8	0-0	2-2	6	1	7	3	4	0	2	0	1	21
11	Brice Johnson	f	6-10	0-0	2-3	1	7	8	2	14	1	1	1	0	31
44	Justin Jackson	f	3-8	3-4	0-2	2	2	4	2	9	2	2	1	1	34
02	Joel Berry II	g	7-12	4-4	2-2	0	3	3	2	20	4	3	0	0	37
05	Marcus Paige	g	7-17	4-7	3-4	2	3	5	3	21	6	1	0	1	34
00	Nate Britt	g	1-4	0-2	0-0	1	0	1	1	2	0	1	0	0	9
01	Theo Pinson	g	0-0	0-0	0-0	0	0	0	2	0	3	0	0	0	12
04	Isaiah Hicks	g	2-4	0-0	0-0	2	2	4	4	0	0	1	1	2	20
42	Joel James	g	0-0	0-0	0-0	0	1	1	1	0	0	0	0	0	2
Team						2	1	3							
Totals			27-63	11-17	9-13	16	20	36	20	74	16	11	3	5	200

FG % 1st Half: 15-28 53.6% 2nd half: 12-35 34.3% Game: 27-63 42.9%  
3FG % 1st Half: 7-9 77.8% 2nd half: 4-8 50.0% Game: 11-17 64.7%  
FT % 1st Half: 2-3 66.7% 2nd half: 7-10 70.0% Game: 9-13 69.2%

Officials: Michael Stephens, John Higgins, Terry Wymmer  
Technical fouls: VILLANOVA-None. NORTH CAROLINA-None.  
Attendance: 74340  
2016 National Championship Game

Score by periods	1st	2nd	Total
VILLANOVA	34	43	77
NORTH CAROLINA	39	35	74

Last FG - VU 2nd-00:00, NC 2nd-00:05.  
Largest lead - VU by 10 2nd-05:29, NC by 7 1st-00:38.  
VU led for 18:54. NC led for 14:03. Game was tied for 07:03.

Score tied - 9 times.  
Lead changed - 9 times.

## SYRACUSE vs NORTH CAROLINA 4/2/16 7:55PM at NRG Stadium, Houston, TX

2016  
FF

### SYRACUSE 66 • 23-14

#	Player	Total		3-Ptr		Rebounds			PF	TP	A TO Blk Stl				Min
		FG-FGA	FG-FGA	FT-FTA	FT-FTA	Off	Def	Tot			A	TO	Blk	Stl	
00	Michael Gbinije	f	5-18	0-5	2-3	0	3	3	5	12	2	4	0	0	37
21	Tyler Robertson	f	1-3	0-0	0-2	6	3	9	1	2	0	1	0	0	33
23	Malachi Richardson	f	7-14	2-5	1-3	2	3	5	4	17	1	2	0	1	37
32	Dajuan Coleman	c	2-2	0-0	1-2	4	0	4	1	5	0	1	0	2	19
10	Trevor Cooney	g	9-18	4-8	0-0	2	3	5	0	22	1	1	0	0	39
01	Franklin Howard	g	0-2	0-1	0-2	0	0	0	1	0	0	1	0	0	5
20	Tyler Lydon	g	3-9	2-6	0-1	2	3	5	3	8	0	1	2	3	30
Team						0	0	0							
Totals			27-66	8-25	4-13	16	15	31	15	66	5	10	4	8	200

FG % 1st Half: 11-31 35.5% 2nd half: 16-35 45.7% Game: 27-66 40.9%  
3FG % 1st Half: 3-10 30.0% 2nd half: 5-15 33.3% Game: 8-25 32.0%  
FT % 1st Half: 3-10 30.0% 2nd half: 1-3 33.3% Game: 4-13 30.8%

### NORTH CAROLINA 83 • 33-6

#	Player	Total		3-Ptr		Rebounds			PF	TP	A TO Blk Stl				Min
		FG-FGA	FG-FGA	FT-FTA	FT-FTA	Off	Def	Tot			A	TO	Blk	Stl	
03	Kennedy Meeks	f	7-9	0-0	1-1	5	3	8	1	15	1	2	2	2	27
11	Brice Johnson	f	6-11	0-0	4-6	4	5	9	2	16	1	1	1	0	28
44	Justin Jackson	f	6-12	0-2	4-4	0	3	3	0	16	2	1	0	1	28
02	Joel Berry II	g	4-9	0-4	0-0	1	6	7	1	8	10	1	0	1	34
05	Marcus Paige	g	5-11	3-7	0-0	0	2	2	0	13	3	3	1	1	34
00	Nate Britt	g	0-2	0-2	0-0	1	1	2	0	0	0	0	0	0	9
01	Theo Pinson	g	2-4	1-2	0-0	2	3	5	4	5	1	2	0	0	13
04	Isaiah Hicks	g	3-4	0-0	0-0	1	3	4	4	6	0	1	1	1	16
13	Kanler Coker	g	0-0	0-0	0-0	0	0	0	0	0	0	0	0	0	1
24	Kenny Williams	g	0-0	0-0	0-0	0	0	0	0	0	0	0	0	0	1
30	Stilman White	g	0-0	0-0	0-0	0	0	0	0	0	0	1	0	0	1
32	Luke Maye	g	0-0	0-0	0-0	0	0	0	0	0	0	0	0	0	0+
34	Toby Egbuna	g	0-0	0-0	0-0	0	0	0	0	0	0	0	0	0	1
42	Joel James	g	2-3	0-0	0-0	2	1	3	0	4	0	0	0	0	6
43	Spenser Dalton	g	0-0	0-0	0-0	0	0	0	0	0	0	0	0	0	1
Team						0	0	0							
Totals			35-65	4-17	9-11	16	27	43	12	83	18	12	5	6	200

FG % 1st Half: 17-35 48.6% 2nd half: 18-30 60.0% Game: 35-65 53.8%  
3FG % 1st Half: 0-10 0.0% 2nd half: 4-7 57.1% Game: 4-17 23.5%  
FT % 1st Half: 5-7 71.4% 2nd half: 4-4 100.0% Game: 9-11 81.8%

Officials: Mike Eades, Roger Ayers, Jeff Clark  
Technical fouls: SYRACUSE-None. NORTH CAROLINA-None.  
Attendance: 75505  
2016 NCAA National Semi-Final

Score by periods	1st	2nd	Total
SYRACUSE	28	38	66
NORTH CAROLINA	39	44	83

Points In Off 2nd Fast  
SU 32 13 13 4 8  
NC 50 16 16 12 15

Last FG - SU 2nd-00:17, NC 2nd-01:07.  
Largest lead - SU by 3 1st-14:53, NC by 19 2nd-01:07.  
SU led for 05:17. NC led for 30:25. Game was tied for 04:18.

Score tied - 7 times.  
Lead changed - 8 times.



## Official Basketball Box Score -- Game Totals -- Final Statistics Notre Dame vs North Carolina 3/27/16 8:49 PM at Wells Fargo Center (Philadelphia, Pa.)

2016  
E-8

### Notre Dame 74 • 24-12

#	Player	Total		3-Ptr		Rebounds			PF	TP	A TO Blk Stl				Min
		FG-FGA	FG-FGA	FT-FTA	FT-FTA	Off	Def	Tot			A	TO	Blk	Stl	
03	Beachem, V.J.	f	6-9	3-5	3-5	0	1	1	4	18	0	0	1	1	39
30	Auguste, Zach	f	2-3	0-0	1-1	1	2	3	4	5	0	0	0	0	21
05	Farrell, Matt	g	2-3	2-2	0-0	0	0	0	1	6	3	0	0	0	26
11	Jackson, Demetrius	g	10-16	3-7	3-4	0	2	2	2	26	4	3	0	1	39
32	Vasturia, Steve	g	4-10	1-4	2-2	2	1	3	3	11	2	2	0	0	39
00	Pflueger, Rex	g	0-0	0-0	0-0	0	0	0	0	0	0	0	0	0	5
04	Ryan, Matt	g	0-0	0-0	0-0	0	0	0	0	0	0	0	0	0	2
35	Colson, Bonzie	g	3-8	0-0	2-2	2	3	5	4	8	0	1	0	1	29
Team						0	1	1			1				
Totals			27-49	9-18	11-14	5	10	15	18	74	9	7	1	3	200

FG % 1st Half: 14-24 58.3% 2nd half: 13-25 52.0% Game: 27-49 55.1%  
3FG % 1st Half: 6-10 60.0% 2nd half: 3-8 37.5% Game: 9-18 50.0%  
FT % 1st Half: 4-5 80.0% 2nd half: 7-9 77.8% Game: 11-14 78.6%

### North Carolina 88 • 32-6

#	Player		Total		3-Ptr		Rebounds			PF	TP	A	TO	Blk	Stl	Min
			FG-FGA	FG-FGA	FT-FTA	Off	Def	Tot								
03	Meeks, Kennedy	f	4-4	0-0	2-2	2	1	3	2	10	0	2	0	0	0	15
11	Johnson, Brice	f	10-15	0-0	5-5	3	9	12	3	25	1	2	1	1	32	
44	Jackson, Justin	f	4-6	1-2	2-3	3	2	5	1	11	2	0	0	0	0	28
02	Berry II, Joel	g	4-8	1-4	2-2	1	0	1	2	11	8	0	0	1	34	
05	Paige, Marcus	g	3-8	2-6	5-5	0	2	2	1	13	2	1	0	1	34	
00	Britt, Nate		2-3	0-1	0-0	0	2	2	1	4	0	0	0	0	13	
01	Pinson, Theo		2-2	0-0	2-5	2	0	2	3	6	4	0	0	1	23	
04	Hicks, Isaiah		3-4	0-0	0-0	1	2	3	3	6	0	1	0	0	17	
42	James, Joel		0-2	0-0	2-2	0	1	1	1	2	0	0	0	0	4	
	Team					1	0	1								
Totals			32-52	4-13	20-24	13	19	32	17	88	17	6	1	4	200	



# NCAA TOURNAMENT BOX SCORES

2016 2nd Round vs. Providence  
2016 1st Round vs. Florida Gulf Coast  
2015 Sweet 16 vs. Wisconsin  
2015 2nd Round vs. Arkansas

## Providence vs North Carolina 3/19/16 9:40 p.m. at Raleigh, NC

### Providence 66 • 24-11

#	Player	Total		3-Ptr		Rebounds			PF	TP	A		TO	Blk	Stl	Min
		FG	FGA	FG	FGA	Off	Def	Tot			TO	Blk				
00	Bentil, Ben	* 7-17	3-8	4-6	2	1	3	5	21	1	1	0	2	32		
03	Dunn, Kris	* 10-16	3-5	6-8	0	3	3	4	29	3	4	0	2	26		
05	Bullock, Rodney	* 0-7	0-4	2-4	0	3	3	2	0	4	1	1	37			
21	Lindsey, Jalen	* 1-5	0-4	0-0	0	4	4	2	2	0	0	0	0	35		
32	Lomomba, Junior	* 0-0	0-0	0-0	0	2	2	1	0	1	2	0	0	16		
10	Smith, Quadree	0-0	0-0	1-2	1	0	1	2	1	0	0	0	0	3		
12	Woodring, Casey	0-1	0-1	0-0	0	0	0	0	0	0	0	0	0	1		
14	Chambers, Tyree	1-1	0-0	0-0	0	0	0	0	2	0	0	0	0	4		
22	Council, Ricky	0-1	0-1	0-0	0	0	0	0	0	0	0	0	0	2		
24	Cartwright, Kyron	3-8	0-0	1-3	1	2	3	0	7	1	0	0	0	26		
25	Edwards, Drew	1-1	0-0	0-0	1	0	1	3	2	2	0	0	0	17		
34	Planek, Tom	0-0	0-0	0-0	0	0	0	0	0	0	0	0	0	1		
Team					4	0	4									
Totals		23-57	6-23	14-23	9	15	24	20	66	8	11	1	5	200		

FG % 1st Half: 11-29 37.9% 2nd half: 12-28 42.9% Game: 23-57 40.4%  
3FG % 1st Half: 2-11 18.2% 2nd half: 4-12 33.3% Game: 6-23 26.1%  
FT % 1st Half: 6-8 75.0% 2nd half: 8-15 53.3% Game: 14-23 60.9%

2016  
2nd

### North Carolina 85 • 30-6

#	Player	Total		3-Ptr		Rebounds			PF	TP	A		TO	Blk	Stl	Min
		FG	FGA	FG	FGA	Off	Def	Tot			TO	Blk				
02	Berry II, Joel	* 6-13	1-5	2-2	1	4	5	2	15	2	2	0	1	35		
03	Meeks, Kennedy	* 1-3	0-0	0-0	2	1	3	2	2	0	1	0	0	10		
05	Paige, Marcus	* 4-10	2-5	2-2	1	2	3	2	12	1	2	0	2	29		
11	Johnson, Brice	* 7-9	0-0	7-7	2	8	10	4	21	0	3	2	1	32		
44	Jackson, Justin	* 6-13	1-3	2-2	0	3	3	1	15	3	2	0	0	31		
00	Britt, Nate	0-3	0-1	2-2	0	1	1	2	2	1	1	0	0	14		
01	Pinson, Theo	1-2	0-0	0-0	1	4	5	1	2	2	1	0	0	20		
04	Hicks, Isaiah	5-5	0-0	3-3	2	5	7	4	13	3	3	2	0	22		
24	Williams, Kenny	0-0	0-0	0-0	0	0	0	0	0	0	0	0	0	1		
30	White, Stilman	0-0	0-0	0-0	0	0	0	0	0	0	0	0	0	1		
31	Coleman, Justin	0-0	0-0	0-0	0	0	0	0	1	0	0	0	0	1		
32	Maye, Luke	0-0	0-0	1-2	0	0	0	0	1	0	0	0	0	1		
34	Egbuna, Toby	0-0	0-0	0-0	0	0	0	0	0	0	0	0	0	1		
42	James, Joel	1-1	0-0	0-1	0	0	0	0	2	0	0	0	0	1		
43	Dalton, Spencer	0-0	0-0	0-0	0	0	0	0	0	0	0	0	0	1		
Team					4	1	5									
Totals		31-59	4-14	19-21	13	29	42	19	85	12	15	4	5	200		

FG % 1st Half: 14-31 45.2% 2nd half: 17-28 60.7% Game: 31-59 52.5%  
3FG % 1st Half: 2-7 28.6% 2nd half: 2-7 28.6% Game: 4-14 28.6%  
FT % 1st Half: 4-5 80.0% 2nd half: 15-16 93.8% Game: 19-21 90.5%

Officials: Doug Simons, John Gaffney, Eric Curry  
Technical fouls: Providence-None. North Carolina-None.  
Attendance: 19433  
Fouled Out: Providence: #0 Bentil, B. @ 7:23 in 2nd half

Score by periods	1st	2nd	Total
Providence	30	36	66
North Carolina	34	51	85

Points	In	Off	2nd	Fast	Bench
PC	18	17	1	8	12
NC	46	14	16	8	20

Last FG - PC 2nd-01:03, NC 2nd-01:26.  
Largest lead - PC by 3 1st-05:50, NC by 22 2nd-04:09.  
PC led for 04:34, NC led for 30:09. Game was tied for 05:17.

Score tied - 7 times.  
Lead changed - 7 times.

## Florida Gulf Coast vs North Carolina 3/17/16 7:20 at Raleigh, NC

### Florida Gulf Coast 67 • 21-14

#	Player	Total		3-Ptr		Rebounds			PF	TP	A		TO	Blk	Stl	Min
		FG	FGA	FG	FGA	Off	Def	Tot			TO	Blk				
03	DeBose, Julian	* 3-7	0-3	1-2	1	4	5	1	7	0	0	1	1	35		
05	Johnson, Zach	* 3-12	0-4	3-5	0	1	1	2	9	2	4	2	0	36		
11	Terrell, Christian	* 4-10	1-2	6-8	2	5	7	0	15	7	1	0	2	34		
21	Morant, Demetris	* 0-2	0-0	1-2	1	0	1	4	1	0	0	0	0	13		
25	Norelia, Marc-Eddy	* 5-12	0-0	0-1	3	8	11	2	10	1	4	0	0	35		
01	Reid, Reggie	0-1	0-0	0-0	0	1	1	1	0	0	0	0	0	4		
04	Bleecher, Maxx	0-0	0-0	0-0	0	0	0	0	1	0	0	0	0	1		
10	Mickle, Kevin	2-3	0-0	2-2	1	1	2	3	6	0	2	0	0	16		
14	Greene, Brian	2-2	1-1	0-0	0	0	0	0	5	0	0	0	0	1		
15	Cvietkanin, Filip	0-1	0-1	0-0	0	0	0	0	0	0	1	0	1	6		
24	Tucker, Rayjon	0-0	0-0	0-0	0	0	0	0	1	0	0	0	0	4		
32	Simmons, Antravious	6-8	0-0	2-4	3	5	8	4	14	0	2	2	1	14		
33	Mahoney, Dolan	0-0	0-0	0-0	0	0	0	0	0	0	0	0	0	1		
Team					4	3	7									
Totals		25-58	2-11	15-24	15	28	43	19	67	10	14	5	6	200		

FG % 1st Half: 15-25 60.0% 2nd half: 10-33 30.3% Game: 25-58 43.1%  
3FG % 1st Half: 1-3 33.3% 2nd half: 1-8 12.5% Game: 2-11 18.2%  
FT % 1st Half: 9-13 69.2% 2nd half: 6-11 54.5% Game: 15-24 62.5%

### North Carolina 83 • 29-6

#	Player	Total		3-Ptr		Rebounds			PF	TP	A		TO	Blk	Stl	Min
		FG	FGA	FG	FGA	Off	Def	Tot			TO	Blk				
02	Berry II, Joel	* 6-14	1-7	1-2	3	3	6	2	14	1	1	0	2	27		
03	Meeks, Kennedy	* 2-9	0-0	0-0	3	3	6	3	4	1	1	0	0	11		
05	Paige, Marcus	* 3-11	3-7	1-2	0	4	4	0	10	6	1	0	1	32		
11	Johnson, Brice	* 7-11	0-0	4-6	4	3	7	3	18	3	0	8	1	32		
44	Jackson, Justin	* 5-11	2-3	0-0	2	4	2	12	1	0	0	0	0	23		
00	Britt, Nate	2-5	1-4	0-0	0	3	3	1	5	1	2	0	2	18		
01	Pinson, Theo	2-4	0-0	1-1	1	0	1	3	5	0	1	0	2	19		
04	Hicks, Isaiah	4-7	0-0	4-4	2	2	4	4	12	0	1	1	0	21		
24	Williams, Kenny	0-0	0-0	2-2	1	1	2	0	2	0	0	0	0	5		
30	White, Stilman	0-0	0-0	1-2	0	0	0	0	1	0	0	0	0	1		
31	Coleman, Justin	0-0	0-0	0-0	0	0	0	0	0	0	0	0	0	1		
32	Maye, Luke	0-0	0-0	0-0	0	0	0	0	0	0	0	0	0	1		
34	Egbuna, Toby	0-0	0-0	0-0	0	0	0	0	0	0	0	0	0	1		
42	James, Joel	0-1	0-0	0-0	0	0	0	0	1	0	0	1	0	7		
43	Dalton, Spencer	0-0	0-0	0-0	0	0	0	0	0	0	0	0	0	1		
Team					2	2	4									
Totals		31-73	7-21	14-19	18	23	41	19	83	13	7	10	8	200		

FG % 1st Half: 14-34 41.2% 2nd half: 17-39 43.6% Game: 31-73 42.5%  
3FG % 1st Half: 4-10 40.0% 2nd half: 3-11 27.3% Game: 7-21 33.3%  
FT % 1st Half: 9-13 69.2% 2nd half: 5-6 83.3% Game: 14-19 73.7%

Officials: Jeff Vlack, Michael Greenstein, Donnie Eppley  
Technical fouls: Florida Gulf Coast-None. North Carolina-None.  
Attendance:

Score by periods	1st	2nd	Total
Florida Gulf Coast	40	27	67
North Carolina	41	42	83

Points	In	Off	2nd	Fast	Bench
FGCU	32	4	17	0	25
NC	44	21	21	20	25

Last FG - FGCU 2nd-00:04, NC 2nd-00:58.  
Largest lead - FGCU by 4 1st-16:55, NC by 23 2nd-08:44.  
FGCU led for 03:47, NC led for 35:07. Game was tied for 01:06.

Score tied - 2 times.  
Lead changed - 1 time.

## North Carolina vs Wisconsin 03/26/15 4:47 pm at Los Angeles, CA (Staples Center)

### North Carolina 72 • 26-12

		Total		3-Ptr	Rebounds					
#	Player	FG-FGA	FG-FGA	FT-FTA	Off	Def	Tot	PF	TP	A
03	Kennedy Meeks	f 1-4	0-0	2-2	1	3	4	3	4	0
11	Brice Johnson	f 7-9	0-0	1-2	1	3	4	4	15	0
44	Justin Jackson	f 6-11	3-3	0-0	1	1	2	2	15	3
05	Marcus Paige	g 4-11	3-5	1-2	1	1	2	2	12	3
13	J.P. Tokoto	g 2-6	0-0	0-0	1	3	4	1	4	3
00	Nate Britt	1-4	0-1	2-2	0	2	2	2	4	0
01	Theo Pinson	0-1	0-1	1-2	0	0	0	0	1	0
02	Joel Berry II	2-3	2-3	3-4	0	1	1	2	9	3
22	Isaiah Hicks	2-5	0-0	2-4	3	3	6	3	6	0
42	Joel James	1-2	0-0	0-0	0	1	1	1	2	0
	Team				1	1	2			



# NCAA TOURNAMENT BOX SCORES

2015 1st Round vs. Harvard  
2014 2nd Round vs. Iowa State  
2014 1st Round vs. Providence  
2013 2nd Round vs. Kansas

## Harvard vs North Carolina

03/19/15 7:20 p.m. at Jacksonville (Veterans Memorial Arena)

### Harvard 65 • 22-8

#	Player		Total		3-Ptr		Rebounds		PF	TP	A	TO	Blk	Stl	Min
			FG	FGA	FG	FGA	FT	FTA							
14	Moundou-Missi, Steve	f	2-6	0-0	2-2	2	3	5	3	6	0	2	0	3	38
35	Okolie, Agunwa	f	1-3	0-0	0-0	0	3	3	0	2	1	0	0	1	17
04	Edosomwan, Zena	c	2-4	0-0	0-0	1	0	1	2	4	0	1	0	0	18
01	Chambers, Siyani	g	5-13	2-6	1-1	1	2	3	3	13	3	1	0	1	38
23	Saunders, Wesley	g	8-14	2-3	8-9	2	2	4	2	26	5	2	0	2	40
15	Miller, Corbin		1-6	1-4	2-2	0	1	1	0	5	0	0	0	1	25
24	Travis, Jonah		0-5	0-0	3-4	3	2	5	5	3	0	1	0	1	16
25	Smith, Kenyatta		2-4	0-0	2-2	1	1	2	1	6	0	0	2	0	18
Team						2	0	2							
Totals			21-55	5-13	18-20	12	14	26	16	65	9	7	2	9	200

FG % 1st Half: 8-28 28.6% 2nd half: 13-27 48.1% Game: 21-55 38.2%  
3FG % 1st Half: 2-5 40.0% 2nd half: 3-8 37.5% Game: 5-13 38.5%  
FT % 1st Half: 7-9 77.8% 2nd half: 11-11 100.0% Game: 18-20 90.0%

2015  
1st

## North Carolina vs Iowa State

3/23/14 4:21 pm at San Antonio, Texas (AT&T Center)

### North Carolina 83 • 24-10

#	Player		Total		3-Ptr		Rebounds		PF	TP	A	TO	Blk	Stl	Min
			FG	FGA	FG	FGA	FT	FTA							
03	Kennedy Meeks	f	6-11	0-0	3-4	4	9	13	3	15	1	1	2	1	31
13	J.P. Tokoto	f	5-8	0-1	1-2	2	4	6	3	11	2	0	1	2	28
43	James M McAdoo	f	5-14	0-0	4-7	1	6	7	3	14	2	2	1	1	31
02	Leslie McDonald	g	7-15	4-9	0-0	1	1	2	4	18	2	1	0	0	30
00	Marcus Paige	g	7-16	4-10	1-2	0	1	1	1	19	0	4	0	2	37
05	Nate Britt		1-2	0-0	0-0	0	2	2	1	2	3	3	0	1	25
11	Brice Johnson		1-2	0-0	0-0	2	0	2	1	2	0	0	0	0	2
14	Desmond Hubert		0-0	0-0	0-0	0	0	0	1	0	0	1	0	0	2
21	Jackson Simmons		0-0	0-0	0-0	0	0	0	1	0	0	0	0	0	5
22	Isaiah Hicks		1-1	0-0	0-0	0	1	1	3	2	0	0	0	1	6
42	Joel James		0-1	0-0	0-0	0	0	0	0	0	0	0	0	0	3
Team						2	2	4							
Totals			33-70	8-20	9-15	12	26	38	21	83	10	12	4	8	200

FG % 1st Half: 14-35 40.0% 2nd half: 19-35 54.3% Game: 33-70 47.1%  
3FG % 1st Half: 4-12 33.3% 2nd half: 4-8 50.0% Game: 8-20 40.0%  
FT % 1st Half: 5-9 55.6% 2nd half: 4-6 66.7% Game: 9-15 60.0%

2014  
2nd

### North Carolina 67 • 25-11

#	Player		Total		3-Ptr		Rebounds		PF	TP	A	TO	Blk	Stl	Min
			FG	FGA	FG	FGA	FT	FTA							
03	Kennedy Meeks	f	4-8	0-0	2-4	2	6	8	2	10	1	5	0	0	29
13	J.P. Tokoto	f	3-4	1-1	0-0	2	5	7	3	7	4	2	0	1	30
44	Justin Jackson	f	5-8	2-2	2-2	2	1	3	2	14	2	4	0	0	30
05	Marcus Paige	g	5-10	2-4	0-0	0	1	1	2	12	6	1	0	1	39
11	Brice Johnson	g	2-7	0-0	3-4	2	5	7	4	7	0	3	1	0	20
00	Nate Britt		0-0	0-0	0-0	0	0	0	0	0	0	0	0	0	0
01	Theo Pinson		0-1	0-0	0-0	0	0	0	1	0	0	0	0	0	0
02	Joel Berry II		2-5	0-0	0-0	1	1	2	0	4	1	0	0	0	10
21	Jackson Simmons		0-0	0-0	0-0	0	0	0	0	0	0	0	0	0	0
22	Isaiah Hicks		4-4	0-0	1-3	1	2	3	2	9	0	0	1	0	18
42	Joel James		2-2	0-0	0-0	1	2	3	2	4	0	2	0	0	9
Team						1	0	1							
Totals			27-49	5-7	8-13	12	23	35	18	67	14	17	2	2	200

FG % 1st Half: 14-25 56.0% 2nd half: 13-24 54.2% Game: 27-49 55.1%  
3FG % 1st Half: 3-5 60.0% 2nd half: 2-2 100.0% Game: 5-7 71.4%  
FT % 1st Half: 5-8 62.5% 2nd half: 3-5 60.0% Game: 8-13 61.5%

Officials: Don Dailey, Lee Cassell, Mike Sanzere, Jamie Luckie  
Technical fouls: Harvard-None. North Carolina-None.  
Attendance: 11690  
Harvard: Jonah Travis (24) fouled out with 11.8 seconds on second half.

Score by periods			1st	2nd	Total											
Harvard			25	40	65	Points	In	Off	2nd	Fast						
North Carolina			36	31	67	HARV	Paint	T/O	Chance	Break	Bench					
						NC	22	29	23	2	14					
						NC	36	6	16	10	17					

Last FG - HARV 2nd-01:15, NC 2nd-00:24.  
Largest lead - HARV by 2 2nd-01:15, NC by 16 2nd-16:34.  
Score tied - 1 time.  
Lead changed - 2 times.

## Providence vs North Carolina

3/21/14 6:27 pm at San Antonio, Texas (AT&T Center)

### Providence 77 • 23-12

#	Player		Total		3-Ptr		Rebounds		PF	TP	A	TO	Blk	Stl	Min
			FG	FGA	FG	FGA	FT	FTA							
10	Batts, Kadeem	f	3-3	0-0	2-3	0	1	1	3	8	2	2	1		
23	Henton, Ladontae	f	5-12	0-3	6-7	5	6	11	0	16	1	0	0		
25	Harris, Tyler	f	5-8	1-1	2-3	3	0	3	2	13	1	1	3		
04	Fortune, Josh	g	1-5	0-3	0-0	0	0	0	1	2	0	0	2		
11	Cotton, Bryce	g	13-23	3-9	7-7	0	5	5	3	36	8	3	0		
22	Bancroft, Ted		0-0	0-0	0-0	0	0	0	0	0	0	0	0		
33	Desrosiers, Carson		1-2	0-0	0-1	1	3	4	5	2	0	2	2		
Team						0	2	2							
Totals			28-53	4-16	17-21	9	17	26	14	77	12	10	8		

FG % 1st Half: 13-25 52.0% 2nd half: 15-28 53.6% Game: 28-53 52.8%  
3FG % 1st Half: 1-7 14.3% 2nd half: 3-9 33.3% Game: 4-16 25.0%  
FT % 1st Half: 9-12 75.0% 2nd half: 8-9 88.9% Game: 17-21 81.0%

### North Carolina 79 • 24-9

#	Player		Total		3-Ptr		Rebounds		PF	TP	A	TO	Blk	Stl	Min
			FG	FGA	FG	FGA	FT	FTA							
03	Kennedy Meeks	f	6-8	0-0	0-0	4	1	5	1	12	0	0	0		
13	J.P. Tokoto	f	4-6	0-1	2-3	1	3	4	1	10	6	2	0		
43	James M McAdoo	f	7-15	0-0	2-4	5	5	10	4	16	3	1	0		
02	Leslie McDonald	g	2-8	1-5	1-2	0	2	2	3	6	1	1	0		
05	Marcus Paige	g	7-16	3-9	2-2	1	0	1	3	19	4	1	0		
00	Nate Britt		0-4	0-0	0-0	0	1	1	1	0	0	0	0		
11	Brice Johnson		7-11	0-0	2-2	4	4	8	3	16	1	2	4		
14	Desmond Hubert		0-1	0-0	0-0	1	2	3	2	0	0	1	0		
21	Jackson Simmons		0-1	0-0	0-0	0	0	0	0	0	0	0	0		
22	Isaiah Hicks		0-0	0-0	0-0	0	0	0	0	0	0	1	0		
42	Joel James		0-1	0-0	0-0	1	0	1	1	0	0	0	0		
Team						4	1	5							
Totals			33-71	4-15	9-13	21	19	40	19	79	15	9	4		

FG % 1st Half: 17-38 44.7% 2nd half: 16-33 48.5% Game: 33-71 46.5%  
3FG % 1st Half: 2-7 28.6% 2nd half: 2-8 25.0% Game: 4-15 26.7%  
FT % 1st Half: 3-4 75.0% 2nd half: 6-9 66.7% Game: 9-13 69.2%

Officials: Chris Rastatter, Bo Boroski, Kevin Brill  
Technical fouls: Providence-None. North Carolina-None.  
Attendance: 11690  
2014 NCAA Division I Men's Basketball Championship - East Region Second Round

Score by periods	1st	2nd	Total														
Providence	36	41	77	Points	In	Off	2nd	F									
North Carolina	39	40	79	Paint	T/O	Chance	B										
				NC	40	14	13										
				NC	46	13	26										

### Iowa State 85 • 28-7

#	Player		Total		3-Ptr		Rebounds			PF	TP	A	TO	Blk	Stl	Min
			FG	FGA	FG	FGA	FT	FTA	Off							
03	Ejim, Melvin	f	8-16	2-6	1-3		2	2	4	3	19	2	2	1	2	33
22	Hogue, Dustin	f	3-7	1-2	7-9		4	3	7	5	14	3	2	0	1	35
42	Eddzie, Daniel	f	0-2	0-0	0-0		2	2	4	2	0	0	0	0	0	16
11	Morris, Monte	g	4-11	3-4	2-2		0	3	3	2	13	2	1	0	1	32
50	Kane, DeAndre	g	9-18	1-4	5-7		1	9	10	3	24	7	7	0	0	39
04	Dorsey-Walker, S.		0-0	0-0	0-0		0	0	0	0	0	0	0	0	0	1
18	Long, Naz		4-8	4-8	0-0		0	1	1	0	12	1	1	0	1	26
21	Thomas, Matt		1-4	1-2	0-0		0	2	2	2	3	1	1	0	1	16
24	Gibson, Percy		0-0	0-0	0-0		2	1	1	0	0	0	0	0	0	2
	Team						2	3	5							
Totals			29-66	12-26	15-21		11	26	37	17	85	16	14	1	6	200





# NCAA TOURNAMENT BOX SCORES

2013 1st Round vs. Villanova  
2012 E-8 vs. Kansas  
2012 Sweet 16 vs. Ohio  
2012 2nd Round vs. Creighton

Villanova vs North Carolina  
3/22/13 6:20 PM CT at Sprint Center, Kansas City, Missouri

Villanova 71 • 20-14

#	Player		Total		3-Ptr		Rebounds			PF	TP	A	TO	Blk	Stl	Min
			FG-FGA	FG-FGA	FT-FTA	Off	Def	Tot								
22	PINKSTON, JayVaughn	f	8-15	0-1	4-6	5	3	8	3	20	0	4	0	1	34	
32	BELL, James	f	1-6	1-6	1-2	1	4	5	4	4	1	1	0	0	30	
13	YAROU, Mouphtaou	c	7-11	0-0	3-4	5	3	8	4	17	0	2	1	1	36	
04	HILLIARD, Darrun	g	8-15	2-6	0-0	1	5	6	3	18	2	1	1	2	36	
15	ARCIDIACONO, Ryan	g	2-11	1-8	5-6	1	2	3	4	10	3	4	0	3	33	
05	CHENNAULT, Tony		1-3	0-0	0-1	0	3	3	2	2	0	2	0	2	21	
23	OCHEFU, Daniel		0-0	0-0	0-0	1	1	2	2	0	0	1	0	0	10	
25	SUTTON, Maurice		0-0	0-0	0-0	0	0	0	0	0	0	0	0	0	0+	
Team						1	1	2				1				
Totals			27-61	4-21	13-19	15	22	37	22	71	6	16	2	9	200	
FG % 1st Half: 12-24			50.0%	2nd half: 15-37	40.5%	Game: 27-61	44.3%									Deadball Rebounds 3
3FG % 1st Half: 0-6			0.0%	2nd half: 4-15	26.7%	Game: 4-21	19.0%									
FT % 1st Half: 5-8			62.5%	2nd half: 8-11	72.7%	Game: 13-19	68.4%									

North Carolina 78 • 25-10

#	Player		Total		3-Ptr		Rebounds			PF	TP	A TO Blk Stl				Min
			FG-FA	FG-FA	FT-FTA	Off	Def	Tot	Off			Def	Tot			
43	James M McAdoo	f	6-12	0-0	5-7	2	2	4	2	17	2	5	0	2	35	
01	Dexter Strickland	g	1-3	0-0	0-0	0	0	0	2	2	3	3	0	1	25	
05	Marcus Paige	g	4-6	2-4	4-4	0	3	3	2	14	4	3	0	3	32	
15	P.J. Hairston	g	7-11	5-8	4-5	1	4	5	2	23	3	1	1	3	30	
35	Reggie Bullock	g	4-8	3-6	4-5	0	3	3	1	15	4	3	0	1	36	
02	Leslie McDonald	g	1-5	1-3	1-2	1	1	2	2	4	1	0	0	0	14	
04	Luke Davis		0-0	0-0	0-0	0	1	1	0	0	0	0	0	0	2	
11	Brice Johnson		1-2	0-0	0-0	0	1	1	0	2	0	1	0	0	4	
14	Desmond Hubert		0-1	0-0	0-0	1	0	1	1	0	0	0	0	0	7	
21	Jackson Simmons		0-1	0-0	1-4	1	2	3	2	1	0	0	0	0	11	
25	J.P. Tokoto		0-0	0-0	0-0	0	0	0	0	0	1	1	1	0	4	
Team						0	5	5								
Totals			24-49	11-21	19-27	6	22	28	14	78	18	17	2	10	200	
FG % 1st Half: 12-24			50.0%	2nd half: 12-25	48.0%	Game: 24-49	49.0%	Deadball Rebounds								
3FG % 1st Half: 5-11			45.5%	2nd half: 6-10	60.0%	Game: 11-21	52.4%	5								
FT % 1st Half: 8-10			80.0%	2nd half: 11-17	64.7%	Game: 19-27	70.4%									

Officials: Pat Adams, Mike Greenstein, and Deron White  
Technical fouls: Villanova-None. North Carolina-None.  
Attendance:

Score by periods	1st	2nd	Total
Villanova	29	42	71
North Carolina	37	41	78

2013  
1st

Kansas vs North Carolina  
03/25/12 4:05 p.m. at St. Louis, Mo. - Edward Jones Dome

Kansas 80 • 31-6

#	Player		Total		3-Ptr	Rebounds					PF	TP	A TO Blk		
			FG-FGA	FG-FGA	FT-FTA	Off	Def	Tot	Off	Def			Tot		
00	Thomas Robinson	f	6-16	1-1	5-5	1	8	9	3	18	1	1	0	0	0
05	Jeff Withey	c	5-5	0-0	5-6	2	6	8	4	15	0	0	0	3	0
10	Tyshawn Taylor	g	10-19	0-5	2-4	0	6	6	2	22	5	3	0	0	0
15	Elijah Johnson	g	3-11	2-5	2-3	1	3	4	2	10	5	2	0	0	0
24	Travis Releford	g	4-6	1-2	2-4	1	2	3	1	11	0	1	0	0	0
02	Conner Teahan		0-1	0-1	0-0	0	1	1	1	0	1	0	0	0	0
04	Justin Wesley		1-1	0-0	0-0	1	0	1	0	2	0	0	0	0	0
40	Kevin Young		0-4	0-0	2-2	4	4	8	3	2	2	1	0	0	0
Team						1	0	1							
Totals			29-63	4-14	18-24	11	30	41	16	80	14	8	3	0	0
FG % 1st Half: 18-32			56.3%	2nd half: 11-31	35.5%	Game: 29-63		46.0%							
3FG % 1st Half: 3-8			37.5%	2nd half: 1-6	16.7%	Game: 4-14		28.6%							
FT % 1st Half: 8-11			72.7%	2nd half: 10-13	76.9%	Game: 18-24		75.0%							

North Carolina 67 • 32-6

#	Player		Total		3-Ptr	Rebounds			PF	TP	A TO Blk			
			FG-GA	FG-GA	FT-FTA	Off	Def	Tot			Off	Def	Tot	
31	John Henson	f	5-12	0-0	0-0	1	3	4	2	10	0	1	1	
40	Harrison Barnes	f	5-14	0-5	3-5	1	3	4	4	13	4	3	0	
44	Tyler Zeller	f	6-11	0-0	0-0	2	4	6	2	12	1	2	4	
11	Stilman White	g	1-5	0-3	2-2	0	2	2	3	4	7	0	0	
35	Reggie Bullock	g	2-6	1-5	0-0	1	6	7	2	5	2	2	0	
15	P.J. Hairston		1-5	0-2	1-2	1	2	3	1	3	2	1	0	
24	Justin Watts		2-3	1-2	0-0	0	0	0	2	5	2	1	0	
43	James M McAdoo		6-8	0-0	3-3	1	3	4	1	15	0	0	1	
Team						1	4	5						
Totals			28-64	2-17	9-12	8	27	35	17	67	18	10	6	
FG % 1st Half: 21-33			63.6%	2nd half: 7-31	22.6%	Game: 28-64	43.8%	Deadball Rebounds						
3FG % 1st Half: 2-7			28.6%	2nd half: 0-10	0.0%	Game: 2-17	11.8%							
FT % 1st Half: 3-5			60.0%	2nd half: 6-7	85.7%	Game: 9-12	75.0%							

Officials: Tony Greene, Doug Shows, James Breeding  
Technical fouls: Kansas-None. North Carolina-None.  
Attendance: 24107  
2012 NCAA Tournament  
Midwest Regional Final

Score by periods	1st	2nd	Total
Kansas	47	33	80
North Carolina	47	20	67

Ohio vs North Carolina  
03/23/12 6:47 p.m. at St. Louis, Mo. - Edward Jones Dome

Ohio 65 • 29-8

#	Player		Total		3-Ptr		Rebounds			PF	TP	A TO Blk Stl				Min
			FG-FGA	FG-FGA	FT-FTA	Off	Def	Tot	Off			Def	Tot			
21	Jon Smith	f	0-2	0-0	0-0	2	2	4	3	0	1	2	1	1	18	
23	Ivo Baltic	f	2-10	0-1	0-0	1	4	5	4	4	3	1	1	4	32	
03	Walter Offutt	g	10-18	6-10	0-1	0	4	4	5	26	2	1	1	1	40-	
05	D.J. Cooper	g	3-20	1-10	3-3	2	0	2	3	10	6	4	0	2	42	
15	Nick Kellogg	g	4-5	4-5	2-2	0	8	8	1	14	2	1	0	3	38	
13	T.J. Hall	g	2-7	1-4	0-0	1	0	1	4	5	1	0	0	0	18	
20	Ricardo Johnson	g	0-1	0-1	0-0	0	0	0	0	0	1	0	0	2	10	
22	Stevie Taylor	g	0-1	0-1	0-0	0	0	0	0	0	0	1	0	0	3	
30	Reggie Keely	g	2-7	0-0	2-2	0	2	2	2	6	1	3	0	0	24	
Team						1	3	4								
Totals			23-71	12-32	7-8	7	23	30	22	65	17	13	3	13	225	
FG % 1st Half: 8-35			22.9%	2nd half: 15-30	50.0%	OT: 0-6	0.0%	Game: 23-71	32.4%	Deadball Rebound:						
3FG % 1st Half: 4-15			26.7%	2nd half: 8-13	61.5%	OT: 0-4	0.0%	Game: 12-32	37.5%							
FT % 1st Half: 2-2			100.0%	2nd half: 3-4	75.0%	OT: 2-2	100.0	Game: 7-8	87.5%							

North Carolina 73 • 32-5

#	Player		Total		3-Ptr		Rebounds			PF	TP	A TO Blk Stl				Min</
---	--------	--	-------	--	-------	--	----------	--	--	----	----	--------------	--	--	--	-------



# NCAA TOURNAMENT BOX SCORES

2012 1st Round vs. Vermont  
2011 Elite 8 vs. Kentucky  
2011 Sweet 16 vs. Marquette  
2011 2nd Round vs. Washington

#16 Vermont vs North Carolina  
03/16/12 4:10 pm at Greensboro Coliseum, Greensboro, NC

#16 Vermont 58 • 24-12

#	Player	Total		3-Ptr		Rebounds			PF	TP	A TO Blk Stl				Min
		FG-FGA	FG-FGA	FT-FTA	FT-FTA	Off	Def	Tot			A	TO	Blk	Stl	
02	Aplefeld, Luke	f	2-6	1-1	0-0	4	4	8	2	5	0	1	0	1	17
23	Voelkel, Brian	f	0-3	0-1	0-0	0	6	6	3	0	1	3	0	2	33
34	Glass, Matt	f	5-10	0-4	0-0	0	3	3	10	0	1	0	0	0	22
12	Carissimo, Sandro	g	5-10	1-3	0-0	0	3	3	2	11	1	3	0	1	32
20	Bald, Brendan	g	1-5	0-2	0-0	0	1	1	3	2	0	2	1	1	20
04	McGlynn, Josh	g	2-13	0-6	2-2	1	3	4	2	6	2	5	0	0	24
14	Elbaum, Josh	g	1-3	0-0	0-0	2	2	4	0	2	3	1	0	0	10
24	Santo, Chris	g	0-0	0-0	2-2	0	0	0	0	2	0	0	0	0	2
20	Bergmann, Pat	g	4-7	0-0	0-2	3	0	3	0	8	0	0	1	0	15
31	Rugg, Clancy	g	3-3	1-1	0-0	2	3	5	1	7	1	1	0	1	16
42	McKeane, Ryan	g	1-1	0-0	0-0	0	0	0	0	2	0	0	0	0	2
42	Crenca, Ben	g	1-2	0-0	1-2	2	1	3	3	3	0	2	0	0	7
Team						2	0	2			1				
Totals			25-63	3-18	5-8	16	26	42	19	58	8	20	2	6	200
FG % 1st Half:		11-29	37.9%	2nd half:	14-34	41.2%	Game:		25-63	39.7%	Deadball Rebounds				
3FG % 1st Half:		1-9	11.1%	2nd half:	2-9	22.2%	Game:		3-18	16.7%					
FT % 1st Half:		2-2	100.0%	2nd half:	3-6	50.0%	Game:		5-8	62.5%					

North Carolina 77 • 30-5

#	Player	Total		3-Ptr		Rebounds			PF	TP	A TO Blk Stl				Min
		FG-FGA	FG-FGA	FT-FTA	FT-FTA	Off	Def	Tot			A	TO	Blk	Stl	
40	Harrison Barnes	f	5-12	1-3	3-3	1	5	6	2	14	0	2	1	3	33
43	James M McAdoo	f	6-14	0-0	5-6	5	1	6	0	17	1	2	0	4	23
44	Tyler Zeller	f	4-9	0-0	9-10	6	9	15	1	17	2	3	4	1	29
05	Kendall Marshall	g	5-7	1-1	0-1	0	2	2	1	11	10	3	0	1	31
05	Reggie Bullock	g	2-9	2-6	1-2	0	3	3	2	7	0	0	1	3	28
11	Stilman White	g	0-0	0-0	0-0	0	0	0	1	0	0	0	0	0	8
14	Desmond Hubert	g	0-1	0-0	0-0	0	0	0	2	0	0	0	0	0	9
15	P.J. Hairston	g	3-9	1-6	0-0	0	0	0	0	7	0	0	0	1	15
21	Jackson Simmons	g	1-1	0-0	0-0	0	0	0	0	2	0	0	0	0	3
22	David Dupont	g	0-0	0-0	0-0	0	0	0	1	0	1	0	0	0	2
24	Justin Watts	g	1-2	0-1	0-2	3	1	4	0	2	0	1	0	1	15
30	Patrick Crouch	g	0-1	0-1	0-0	0	0	0	0	0	0	0	0	0	2
34	Stewart Cooper	g	0-0	0-0	0-0	0	0	0	0	0	0	0	0	0	2
Team						0	1	1							
Totals			27-65	5-18	18-24	15	22	37	10	77	14	11	6	14	200
FG % 1st Half:		12-29	41.4%	2nd half:	15-36	41.7%	Game:		27-65	41.5%	Deadball Rebounds				
3FG % 1st Half:		2-6	33.3%	2nd half:	3-12	25.0%	Game:		5-18	27.8%					
FT % 1st Half:		11-15	73.3%	2nd half:	7-9	77.8%	Game:		18-24	75.0%					

Officials: David Hall, Bill McCarthy, Lee Cassell  
Technical fouls: #16 Vermont-None. North Carolina-None.  
Attendance: 16422  
2012 NCAA Men's Basketball Championship - Second Round

Score by periods	1st	2nd	Total
#16 Vermont	25	33	58
North Carolina	37	40	77

2012  
1st

Kentucky vs North Carolina  
3/27/11 5:05 p.m. at Prudential Center - Newark, N.J.

Kentucky 76 • 29-8

#	Player	Total		3-Ptr		Rebounds			PF	TP	A TO Blk Stl				Min
		FG-FGA	FG-FGA	FT-FTA	FT-FTA	Off	Def	Tot			A	TO	Blk	Stl	
03	Jones, Terrence	f	5-9	1-2	0-1	0	7	7	2	11	1	4	2	1	17
55	Harrellson, Josh	f	4-6	0-0	4-7	3	5	8	1	12	4	1	1	2	22
01	Miller, Darius	g	4-7	2-3	1-1	2	1	3	3	11	2	1	1	1	32
12	Knight, Brandon	g	7-18	5-11	3-5	2	5	7	1	22	4	3	0	3	34
34	Liggins, DeAndre	g	4-11	2-4	2-2	0	2	2	2	12	4	3	1	3	24
04	Hood, Jon	g	0-0	0-0	0-0	0	0	0	0	0	0	0	0	0	2
20	Lamb, Doron	g	3-5	2-2	0-0	0	2	2	3	8	1	2	0	0	15
30	Vargas, Eloy	g	0-0	0-0	0-0	0	1	1	1	0	0	0	0	0	2
Team						2	2	4							
Totals			27-56	12-22	10-16	9	25	34	13	76	16	14	5	10	240
FG % 1st Half:		14-30	46.7%	2nd half:	13-26	50.0%	Game:		27-56	48.2%	Deadball Rebounds				
3FG % 1st Half:		6-11	54.5%	2nd half:	6-11	54.5%	Game:		12-22	54.5%					
FT % 1st Half:		4-7	57.1%	2nd half:	6-9	66.7%	Game:		10-16	62.5%					

North Carolina 69 • 29-8

#	Player	Total		3-Ptr		Rebounds			PF	TP	A TO Blk Stl				Min
		FG-FGA	FG-FGA	FT-FTA	FT-FTA	Off	Def	Tot			A	TO	Blk	Stl	
31	John Henson	f	2-4	0-0	0-0	1	8	9	5	4	0	2	0	1	17
40	Harrison Barnes	f	7-19	2-9	2-3	1	5	6	3	18	2	4	1	1	23
44	Tyler Zeller	f	9-12	0-0	3-3	2	7	9	2	21	1	2	4	0	34
01	Dexter Strickland	g	4-9	0-0	3-3	3	1	4	2	11	2	0	0	3	24
05	Kendall Marshall	g	2-10	1-5	2-2	0	3	3	1	7	8	3	0	4	24
02	Leslie McDonald	g	1-4	0-2	0-0	1	0	1	3	2	0	1	0	0	8
24	Justin Watts	g	0-0	0-0	0-0	0	0	0	0	0	0	0	0	0	2
25	Justin Knox	g	2-4	0-0	2-4	3	0	3	1	6	0	1	0	0	15
Team						0	1	1							
Totals			27-62	3-16	12-15	11	25	36	17	69	13	13	5	9	240
FG % 1st Half:		11-30	36.7%	2nd half:	16-32	50.0%	Game:		27-62	43.5%	Deadball Rebounds				
3FG % 1st Half:		2-7	28.6%	2nd half:	1-9	11.1%	Game:		3-16	18.8%					
FT % 1st Half:		6-8	75.0%	2nd half:	6-7	85.7%	Game:		12-15	80.0%					

Officials: Pat Driscoll, Randy McCall, Verne Harris  
Technical fouls: Kentucky-None. North Carolina-None.  
Attendance: 18278  
NCAA East Regional Final

Score by periods	1st	2nd	Total
Kentucky	38	38	76
North Carolina	30	39	69

2011  
E-8

Marquette vs North Carolina  
3/25/11 7:15 p.m. at Prudential Center - Newark, N.J.

Marquette 63 • 22-15

#	Player	Total		3-Ptr		Rebounds			PF	TP	A TO Blk Stl				Min
		FG-FGA	FG-FGA	FT-FTA	FT-FTA	Off	Def	Tot			A	TO	Blk	Stl	
12	WILLIAMS, Erik	f	0-0	0-0	0-0	0	0	0	1	0	0	1	0	0	6
33	BUTLER, Jimmy	f	6-12	0-3	2-4	3	3	6	1	14	2	0	1	1	36
42	OTULE, Chris	c	0-4	0-0	0-0	4	4	8	1	0	0	1	2	0	20
01	JOHNSON-ODOM, Darius	g	2-9	0-3	3-5	1	3	4	3	7	0	4	0	0	25
23	BUCKS, Dwight	g	0-2	0-1	0-0	0	2	2	1	0	0	3	0	0	21
02	BLUE, Vander	g	0-2	0-0	2-2	0	0	0	1	2	1	1	0	1	16
05	CADOUAN, Junior	g	3-8	0-1	4-4	0	2	2	2	10	5	1	0	0	20
21	FULCE, Joseph	g	0-2	0-2	0-0	0	1	1	0	0	0	0	2	0	8
22	JONES, Jamail	g	0-2	0-1	0-0	0	1	1	0	0	0	1	0	0	2
32	CROWDER, Jae	g	5-12	1-4	0-0	4	4	8	4	11	0	4	3	1	27
45	FROZENA, Robert	g	1-1	1-1	0-0	0	0	0	0	3	0	0	0	0	1
54	GARDNER, Davante	g	6-9	0-0	4-5	4	2	6	3	16	0	2	0	1	18
Team						2	2	4							
Totals			23-63	2-16	15-20	18	24	42	17	63	8	18	8	4	200
FG % 1st Half:		6-30	20.0%	2nd half:	17-33	51.5%	Game:		23-63	36.5%	Deadball Rebounds				
3FG % 1st Half:		0-8	0.0%	2nd half:	2-8	25.0%	Game:		2-16	12.5%					
FT % 1st Half:		3-6	50.0%	2nd half:	12-14	85.7%	Game:		15-20	75.0%					



# NCAA TOURNAMENT BOX SCORES

2011 1st Round vs. LIU  
2009 National Championship vs. Michigan State  
2009 National Semifinal vs. Villanova  
2009 Elite Eight vs. Oklahoma

## Long Island vs North Carolina 3/18/11 7:15 p.m. at Charlotte, N.C.(Time Warner Cable Arena)

Long Island 87 • 27-6

#	Player		Total		3-Ptr		Rebounds			PF	TP	A		TO	Blk	Stl	Min
			FG	FGA	FG	FGA	FT	FTA	Off Def Tot								
01	OLASEWERE, Jamal	f	7-17	0-4	1-4	0 5 5	5	15	3 2 0	1	22						
42	BOYD, Julian	f	7-15	2-3	2-3	3 9 12	1	18	3 2 0	2	28						
00	JOHNSON, Kyle	g	1-9	0-5	6-6	1 3 4	4	8	1 1 0	1	20						
12	GARNER, C.J.	g	7-13	0-0	2-2	0 2 2	1	16	3 1 0	1	28						
24	HICKS, David	g	2-8	2-6	0-0	1 1 2	5	6	0 3 0	2	25						
11	BRICKMAN, Jason		1-8	1-7	0-0	2 2 4	2	3	8 3 0	2	24						
21	MAYORGA, Arnold		1-5	1-2	1-2	4 0 4	3	4	0 1 0	0	8						
23	CULO, Michael		2-6	2-4	3-4	2 0 2	2	9	1 1 0	1	24						
32	ONYECHI, Kenny		3-4	0-0	2-4	0 1 1	5	8	0 0 1	1	21						
Team						3 0 3											
Totals			31-85	8-31	17-25	16 23 39	28	87	19 14	1	11	200					

FG % 1st Half: 16-41 39.0% 2nd half: 15-44 34.1% Game: 31-85 36.5%  
3FG % 1st Half: 4-14 28.6% 2nd half: 4-17 23.5% Game: 8-31 25.8%  
FT % 1st Half: 6-9 66.7% 2nd half: 11-16 68.8% Game: 17-25 68.0%

North Carolina 102 • 27-7

#	Player		Total		3-Ptr		Rebounds			PF	TP	A		TO	Blk	Stl	Min
			FG	FGA	FG	FGA	FT	FTA	Off Def Tot								
31	John Henson	f	10-16	0-0	8-10	4 7 11	3	28	1 3 6	0	28						
40	Harrison Barnes	f	9-19	2-10	4-6	3 13 16	2	24	3 4 0	2	35						
44	Tyler Zeller	f	9-14	0-0	14-19	3 6 9	3	32	1 2 3	0	34						
01	Dexter Strickland	g	3-6	0-0	3-5	1 1 2	1	9	4 4 0	1	30						
05	Kendall Marshall	g	1-2	1-1	0-0	0 2 2	3	3	10 2 0	0	31						
02	Leslie McDonald		0-7	0-5	2-2	0 4 4	3	2	2 1 1	0	21						
03	Daniel Bolick		0-0	0-0	0-0	0 1 1	0	0	0 0 0	0	1						
13	Van Hatchell		0-0	0-0	0-0	0 1 1	0	0	0 0 0	0	1						
22	David Dupont		0-1	0-1	0-0	0 0 0	0	0	0 0 0	0	1						
24	Justin Watts		1-1	0-0	0-0	1 2 3	0	2	0 1 0	0	7						
25	Justin Knox		1-1	0-0	0-0	0 0 3	4	2	0 1 0	0	10						
32	D.J. Johnston		0-0	0-0	0-0	0 0 0	0	0	0 0 0	0	1						
Team						0 2 2											
Totals			34-67	3-17	31-42	12 42 54	19	102	21 18 10	3	200						

FG % 1st Half: 19-36 52.8% 2nd half: 15-31 48.4% Game: 34-67 50.7%  
3FG % 1st Half: 1-6 16.7% 2nd half: 2-11 18.2% Game: 3-17 17.6%  
FT % 1st Half: 14-16 87.5% 2nd half: 17-26 65.4% Game: 31-42 73.8%

Officials: Doug C. Shows, Ed E. Hightower, Lamont Simpson  
Technical fouls: Long Island-OLASEWERE, Jamal. North Carolina-None.  
Attendance: 16852  
2nd Round, 2011 NCAA Tournament - East Region

Score by periods	1st	2nd	Total
Long Island	42	45	87
North Carolina	53	49	102

2011  
1st

## Michigan State vs North Carolina 4/6/09 9:21PM at Ford Field, Detroit, MI

Michigan State 72 • 31-7

#	Player		Total		3-Ptr		Rebounds			PF	TP	A		TO	Blk	Stl	Min
			FG	FGA	FG	FGA	FT	FTA	Off Def Tot								
02	Morgan, Raymar	f	1-2	0-0	2-2	1 0 1	5	4	0 1 0	0	19						
10	Roe, Delvon	f	3-1	0-1	2-6	2 8 3	2	8	3 2 0	1	17						
14	Suton, Goran	c	7-10	3-4	0-0	3 8 11	3	17	0 3 2	0	31						
01	Lucas, Kalin	g	4-12	0-1	6-8	0 0 0	2	14	7 6 0	0	35						
05	Walton, Travis	g	0-2	0-0	2-2	0 1 1	3	2	3 4 0	0	24						
00	Ibok, Idong		0-0	0-0	0-0	0 1 1	0	0	0 0 0	0	1						
03	Allen, Chris		0-8	0-7	3-5	1 0 1	2	3	1 0 0	0	17						
13	Thomton, Austin		0-1	0-0	2-2	0 3 3	1	2	0 0 0	0	3						
15	Summers, Durrell		4-10	2-6	3-4	2 3 5	1	13	2 2 1	0	21						
22	Dahliman, Isaiiah		1-1	0-0	0-0	1 0 1	0	2	0 0 0	0	1						
23	Green, Draymond		2-2	0-0	3-5	2 5 7	3	7	0 0 0	1	12						
25	Grandell, Jon		0-0	0-0	0-0	0 0 0	0	0	0 0 0	0	1						
34	Lucious, Korie		2-5	2-5	0-0	0 0 0	3	6	0 2 0	0	14						
40	Herzog, Tom		0-0	0-0	0-0	0 0 0	0	0	0 0 1	0	1						
41	Gray, Marquise		0-1	0-0	0-0	1 0 1	2	0	0 0 0	0	3						
Team						0 2 2											
Totals			22-55	7-23	21-29	13 29 42	28	72	13 21 5	1	200						

FG % 1st Half: 12-27 44.4% 2nd half: 10-28 35.7% Game: 22-55 40.0%  
3FG % 1st Half: 4-10 40.0% 2nd half: 3-13 23.1% Game: 7-23 30.4%  
FT % 1st Half: 6-9 66.7% 2nd half: 15-20 75.0% Game: 21-29 72.4%

North Carolina 89 • 34-4

#	Player		Total		3-Ptr		Rebounds			PF	TP	A		TO	Blk	Stl	Min
			FG	FGA	FG	FGA	FT	FTA	Off Def Tot								
21	Deon Thompson	f	3-8	0-0	3-4	0 3 3	4	9	0 2 0	0	23						
50	Tyler Hansbrough	f	6-14	0-2	6-10	1 6 7	3	18	2 2 0	0	34						
05	LAWSON, Ty	g	3-10	0-3	15-18	0 4 4	0	21	6 1 0	8	37						
14	Danny Green	g	2-4	2-3	0-0	2 1 3	5	6	4 2 0	1	24						
22	Wayne Ellington	g	7-12	3-3	2-2	2 2 4	2	19	0 0 0	0	35						
02	CAMPBELL, Marc		0-1	0-0	0-0	0 1 1	0	0	0 0 0	0	1						
04	FRASOR, Bobby		1-2	0-1	0-0	1 0 1	3	2	1 0 0	0	23						
11	Larry Drew II		0-1	0-0	0-0	0 0 0	0	0	0 0 0	0	4						
15	J.B. Tanner		0-0	0-0	0-0	0 0 0	0	0	0 0 0	0	1						
22	Justin Watts		1-2	0-0	0-0	1 0 1	0	2	0 0 0	0	1						
32	Ed Davis		5-7	0-0	1-4	2 6 8	4	11	0 0 0	0	14						
35	Patrick Moody		0-0	0-0	0-0	0 0 0	0	0	0 0 0	0	1						
40	Mike Copeland		0-0	0-0	0-0	0 0 0	0	0	0 0 0	0	1						
44	Tyler Zeller		0-0	0-0	1-2	0 1 1	1	1	0 0 0	0	1						
Team						2 0 2											
Totals			28-61	5-12	28-40	11 24 35	22	89	13 7 0	9	200						

FG % 1st Half: 18-34 52.9% 2nd half: 10-27 37.0% Game: 28-61 45.9%  
3FG % 1st Half: 4-9 44.4% 2nd half: 1-3 33.3% Game: 5-12 41.7%  
FT % 1st Half: 15-19 78.9% 2nd half: 13-21 61.9% Game: 28-40 70.0%

Officials: Tom O'Neill, Curtis Shaw, Tony Greene  
Technical fouls: Michigan State-None. North Carolina-None.  
Attendance: 72922  
Two day attendance total: 145,378  
Ty Lawson - 8 steals most ever in championship game

Score by periods	1st	2nd	Total
Michigan State	34	38	72
North Carolina	55	34	89

2009  
FF

## Villanova vs North Carolina 4/4/09 9:21PM at Ford Field, Detroit, MI

Villanova 69 • 30-8

#	Player		Total		3-Ptr		Rebounds			PF	TP	A		TO	Blk	Stl	Min
			FG	FGA	FG	FGA	FT	FTA	Off Def Tot								
20	CLARK, Shane	f	3-4	0-0	0-0	1 5 6	4	6	0 0 1	1	0						
22	ANDERSON, Dwayne	f	2-12	0-6	2-2	4 7 11	5	6	0 2 0	3							
33	CUNNINGHAM, Dante	f	5-13	0-0	2-2	7 5 12	5	12	1 3 0	1							
01	REYNOLDS, Scottie	g	6-18	3-11	2-3	1 3 4	3	17	5 1 0	1							
15	REDDING, Reggie	g	5-9	2-3	3-3	3 1 4	3	15	0 4 1	0							
00	PENA, Antonio		0-1	0-0	0-0	1 2 3	2	0	0 0 1	0							
10	FISHER, Corey		5-19	0-4	3-6	2 5 7	2	13	2 2 0	0							
24	STOKES, Corey		0-3	0-3	0-0	0 0 3	2	0	0 0 0	1							
Team						3 0 3											
Totals			26-79	5-27	12-16	22 31 53	26	69	8 12 3	7							

FG % 1st Half: 16-41 39.0% 2nd half: 10-38 26.3% Game: 26-79 32.9%  
3FG % 1st Half: 2-12 16.7% 2nd half: 3-15 20.0% Game: 5-27 18.5%  
FT % 1st Half: 6-9 66.7% 2nd half: 6-7 85.7% Game: 12-16 75.0%

North Carolina 83 • 33-4

#	Player		Total		3-Ptr		Rebounds			PF	TP
---	--------	--	-------	--	-------	--	----------	--	--	----	----







# NCAA TOURNAMENT BOX SCORES

2008 Elite 8 vs. Louisville  
2008 Sweet 16 vs. Washington State  
2008 2nd Round vs. Arkansas  
2008 1st Round vs. Mount St. Mary's

Louisville Cardinals vs North Carolina  
03-29-08 9:05 p.m. at Charlotte, N.C. (Bobcats Arena)

Louisville Cardinals 73 • 27-9

#	Player		Total		3-Ptr		Rebounds			PF	TP	A TO Blk Stl				Min
			FG-FGA	FG-FGA	FT-FTA	FT-FTA	Off	Def	Tot							
01	WILLIAMS, Terrence	f	6-12	1-3	1-1	1	3	4	3	14	3	4	1	1	35	
03	PALACIOS, Juan	f	0-2	0-2	0-0	0	0	0	0	0	1	2	0	0	11	
04	PADGETT, David	c	1-5	0-0	4-4	5	3	8	3	6	6	3	2	2	34	
33	McGEE, Andre	g	1-3	1-3	1-2	0	1	1	1	4	1	0	0	3	25	
34	SMITH, Jerry	g	7-12	3-7	0-1	1	0	1	2	17	1	1	0	1	32	
02	KNOWLES, Preston		3-4	0-1	0-1	0	0	0	2	6	0	0	1	0	13	
05	CLARK, Earl		5-7	0-0	2-4	4	5	9	1	12	1	7	1	0	29	
10	SOSA, Edgar		5-7	1-3	1-1	0	0	0	5	12	2	1	0	0	15	
32	CHARACTER, Derrick		1-3	0-0	0-2	2	1	3	2	2	0	1	0	0	5	
43	FARLEY, Terrance		0-0	0-0	0-0	0	0	0	0	0	0	0	0	0	1	
Team						0	1	1								
Totals			29-55	6-19	9-16	13	14	27	19	73	15	19	5	7	200	Deadball Rebounds 2
FG % 1st Half: 14-27 51.9%			2nd half: 15-28 53.6%	Game: 29-55 52.7%												
3FG % 1st Half: 2-8 25.0%			2nd half: 4-11 36.4%	Game: 6-19 31.6%												
FT % 1st Half: 2-5 40.0%			2nd half: 7-11 63.6%	Game: 9-16 56.3%												

North Carolina 83 • 36-2

#	Player		Total		3-Ptr		Rebounds			PF	TP	A TO Blk Stl				Min
			FG-FGA	FG-FGA	FT-FTA	FT-FTA	Off	Def	Tot							
01	Ginyard, Marcus	f	3-5	0-0	0-2	2	5	7	3	6	2	0	0	2	35	
21	Deon Thompson	f	5-9	0-0	0-0	1	1	2	4	10	1	1	0	1	18	
50	Tyler Hansbrough	f	12-17	0-0	4-5	7	6	13	3	28	1	5	0	2	38	
05	Lawson, Ty	g	2-5	1-3	6-6	0	2	2	0	11	9	4	0	1	31	
22	Wayne Ellington	g	5-14	1-4	2-2	2	3	5	1	13	0	2	0	1	36	
11	Quentin Thomas		0-0	0-0	0-0	0	0	0	1	0	2	1	0	0	10	
14	Danny Green		2-6	1-4	6-6	1	1	2	4	11	1	1	0	2	23	
32	Alex Stepheson		2-2	0-0	0-0	0	0	0	1	4	0	0	0	0	9	
Team						2	0	2								
Totals			31-58	3-11	18-21	15	18	33	17	83	16	14	0	9	200	Deadball Rebounds 1
FG % 1st Half: 18-31 58.1%			2nd half: 13-27 48.1%	Game: 31-58 53.4%												
3FG % 1st Half: 2-6 33.3%			2nd half: 1-5 20.0%	Game: 3-11 27.3%												
FT % 1st Half: 6-8 75.0%			2nd half: 12-13 92.3%	Game: 18-21 85.7%												

Officials: Edward Corbett, Scott Thornley, Terry Wymer  
Technical fouls: Louisville Cardinals-None. North Carolina-None.  
Attendance: 19092  
2008 NCAA Division I Men's Basketball Tournament East Regional Final

Score by periods	1st	2nd	Total
Louisville Cardinals	32	41	73
North Carolina	44	39	83

2008  
E-8

Washington State vs North Carolina  
03-27-08 7:27 p.m. at Charlotte Bobcats Arena (Charlotte, NC)

Washington State 47 • 26-9

#	Player		Total		3-Ptr		Rebounds			PF	TP	A TO Blk Stl				Min
			FG-FGA	FG-FGA	FT-FTA	FT-FTA	Off	Def	Tot							
34	Cowgill, Robbie	f	1-7	0-0	0-0	2	6	8	5	2	0	0	0	1	31	
11	Baynes, Aron	c	6-8	0-0	2-4	3	5	8	5	14	0	1	0	2	27	
02	Low, Derrick	g	6-16	2-9	0-0	0	0	0	2	14	1	2	0	0	37	
10	Rochestie, Taylor	g	1-8	0-1	0-0	1	0	1	1	2	2	1	0	2	38	
25	Weaver, Kyle	g	3-13	0-3	4-8	0	7	7	2	10	5	4	3	1	37	
04	Koprivica, Nikola		0-0	0-0	0-0	1	0	1	1	0	1	1	0	0	4	
21	Cross, Jeremy		0-0	0-0	0-0	0	0	0	0	0	0	0	0	0	1	
32	Harmeling, Daven		0-2	0-2	3-3	0	3	3	0	3	0	1	0	0	12	
42	Henry, Chris		1-2	0-0	0-0	0	0	0	0	2	0	0	0	0	1	
52	Forrest, Caleb		0-1	0-1	0-0	0	0	0	1	0	0	0	2	0	12	
Team						2	2	4								
Totals			18-57	2-16	9-15	9	23	32	18	47	9	10	5	6	200	Deadball Rebounds 3
FG % 1st Half: 9-26 34.6%			2nd half: 9-31 29.0%	Game: 18-57 31.6%												
3FG % 1st Half: 1-5 20.0%			2nd half: 1-11 9.1%	Game: 2-16 12.5%												
FT % 1st Half: 2-4 50.0%			2nd half: 7-11 63.6%	Game: 9-15 60.0%												

North Carolina 68 • 35-2

#	Player		Total		3-Ptr		Rebounds			PF	TP	A TO Blk Stl				Min
			FG-FGA	FG-FGA	FT-FTA	FT-FTA	Off	Def	Tot							
01	Ginyard, Marcus	f	0-1	0-0	0-0	1	1	2	2	0	4	0	0	0	27	
21	Deon Thompson	f	3-5	0-0	0-0	2	6	8	4	6	1	3	0	0	19	
50	Tyler Hansbrough	f	6-15	0-1	6-10	3	6	9	3	18	1	3	1	1	36	
05	Lawson, Ty	g	5-11	1-3	1-2	0	5	5	1	12	0	2	0	0	26	
22	Wayne Ellington	g	4-13	1-4	4-4	2	6	8	3	13	0	3	0	1	31	
02	Campbell, Marc		0-1	0-1	0-0	0	0	0	0	0	0	0	0	0	1	
11	Quentin Thomas		0-1	0-1	0-0	0	0	0	1	0	4	0	0	0	13	
13	Will Graves		0-0	0-0	0-0	0	0	0	0	0	0	0	0	0	1	
14	Danny Green		6-10	3-5	0-0	2	3	5	1	15	1	2	1	3	23	
15	J.B. Tanner		0-0	0-0	0-0	0	0	0	0	0	0	0	0	0	1	
24	Surry Wood		0-0	0-0	0-0	0	0	0	0	0	0	0	0	0	1	
30	Jack Woolen		0-0	0-0	0-0	0	0	0	0	0	0	0	0	0	1	
32	Alex Stepheson		1-1	0-0	2-3	1	4	5	1	4	0	0	3	0	18	
35	Patrick Moody		0-0	0-0	0-0	0	0	0	0	0	0	0	0	0	1	
40	Mike Copeland		0-0	0-0	0-0	0	0	0	0	0	0	0	0	0	1	
Team						3	1	4								
Totals			25-58	5-15	13-19	14	32	46	16	68	11	13	5	5	200	Deadball Rebounds 2
FG % 1st Half: 13-27 48.1%			2nd half: 12-31 38.7%	Game: 25-58 43.1%												
3FG % 1st Half: 4-6 66.7%			2nd half: 1-9 11.1%	Game: 5-15 33.3%												
FT % 1st Half: 5-8 62.5%			2nd half: 8-11 72.7%	Game: 13-19 68.4%												

Officials: Timothy Higgins, John Hughes, Raymond Perone  
Technical fouls: Washington State-None. North Carolina-None.  
Attendance: 19092  
First Semifinal of NCAA East Regional in Charlotte, N.C.

Score by periods	1st	2nd	Total
Washington State	21	26	47
North Carolina	35	33	68

2008  
16

Arkansas vs North Carolina  
3/23/08 5:20pm at RBC Center, Raleigh NC

Arkansas 77 • 23-12

#	Player		Total		3-Ptr		Rebounds			PF	TP	A TO Blk Stl				Min
			FG-FGA	FG-FGA	FT-FTA	Off	Def	Tot	A			TO	Blk	Stl		
13	WEEMS, Sonny	f	8-20	1-6	2-2	1	0	1	2	19	3	4	0	1	36	
33	HUNTER, Vincent	f	0-2	0-1	0-0	1	0	1	0	0	0	2	1	0	8	
05	TOWNES, Darian	c	5-8	0-0	5-10	5	4	9	1	15	0	1	2	0	28	
00	ERVIN, Gary	g	2-8	1-3	4-5	1	2	3	3	9	4	0	0	1	30	
21	BEVERLEY, Patrick	g	6-8	1-3	1-2	0	4	4	3	14	3	1	0	0	33	
03	THOMAS, Charles		3-4	1-1	2-2	0	0	0	1	9	1	0	0	1	16	
12	BRITT, Marcus		1-2	1-2	2-2	0	0	0	1	5	0	0	0	0	12	
14	WELSH, Stefan		0-1	0-1	0-0	0	0	0	0	0	0	0	0	0	4	
15	WASHINGTON, Michael		2-5	0-1	0-0	3	1	4	1	4	0	1	0	1	13	
22	RAKESTRAW, Nate		0-0	0-0	0-0	0	0	0	0	0	0	0	0	0	2	
23	PATSATSI, Levan		0-0	0-0	0-0	0	1	1	0	0	0	0	0	0	2	
25	COX, Stephen		1-1	0-0	0-0	1	0	1	0	2	0	0	0	1	1	
51	HILL, Steven		0-0	0-0	0-0	0	0	0	1	0	0	0	0	0	15	
Team						2	1	3								
Totals			28-59	5-18	16-23	14	13	27	13	77	11	9	3	5	200	
FG % 1st Half: 10-28			35.7%	2nd half: 18-31	58.1%	Game: 28-59		47.5%	Deadball Rebounds							
3FG % 1st Half: 1-9			11.1%	2nd half: 4-9	44.4%	Game: 5-18		27.8%	3							
FT % 1st Half: 5-10			50.0%	2nd half: 11-13	84.6%	Game: 16-23		69.6%								



# NCAA TOURNAMENT BOX SCORES

2007 Elite 8 vs. Georgetown  
2007 Sweet 16 vs. USC  
2007 2nd Round vs. Michigan State  
2007 1st Round vs. Eastern Kentucky

Georgetown vs North Carolina  
03/25/07 5:12 pm at Continental Airlines Arena, Rutherford NJ

2007  
E-8

VISITORS: Georgetown 30-6

#	Player Name	TOT-FG		3-PT		REBOUNDS		PF	TP	A	TO	BLK	S	MIN
		FG-FGA	FG-FGA	FT-FTA	FT-FTA	OF	DE							
03	SUMMERS, DaJuan.....	f	7-10	2-3	4-4	0	6	6	1	20	0	3	2	1 35
32	GREEN, Jeff.....	f	10-17	1-1	1-3	0	9	9	1	22	3	1	1	2 42
55	HIBBERT, Roy.....	c	6-10	0-0	1-1	5	6	11	4	13	4	1	6	1 31
02	WALLACE, Jonathan.....	g	7-11	3-4	2-2	2	1	3	1	19	7	1	0	0 38
21	SAPP, Jessie.....	g	5-9	2-4	3-5	2	2	4	3	15	6	2	0	0 36
01	MACKLIN, Vernon.....	g	1-3	0-0	0-1	1	0	1	3	2	0	0	0	9
05	RIVERS, Jeremiah.....	g	0-1	0-0	1-2	0	1	1	1	2	2	1	0	17
33	EWING, Patrick.....	g	2-5	0-2	0-0	0	2	2	4	4	2	0	1	0 17
TEAM.....						1	1							
Totals.....			38-66	8-14	12-18	11	27	38	18	96	26	10	11	4 225

TOTAL FG% 1st Half: 19-32 59.4% 2nd Half: 15-27 55.6% OT: 4-7 57.1% Game: 57.6% DEADB  
3-Pt. FG% 1st Half: 4-6 66.7% 2nd Half: 4-7 57.1% OT: 0-1 0.0% Game: 57.1% REBS  
F Throw % 1st Half: 2-5 40.0% 2nd Half: 3-4 75.0% OT: 7-9 77.8% Game: 66.7% 1

HOME TEAM: North Carolina 31-7

#	Player Name	TOT-FG		3-PT		REBOUNDS		PF	TP	A	TO	BLK	S	MIN
		FG-FGA	FG-FGA	FT-FTA	FT-FTA	OF	DE							
34	Wright, Brandon.....	f	4-8	0-0	6-6	3	3	6	4	14	0	0	1	0 26
50	Hansbrough, Tyler.....	f	6-15	0-0	14-16	6	5	11	4	26	3	1	0	0 32
01	GINYARD, Marcus.....	g	0-0	0-0	2-2	0	3	3	0	2	2	1	0	0 18
02	ELLINGTON, Wayne.....	g	2-11	1-6	0-0	1	1	2	2	5	0	1	0	0 24
05	LAWSON, Ty.....	g	2-9	1-4	0-0	0	0	0	3	5	6	5	0	1 40
03	TERRY, Reyshawn.....	g	4-13	2-5	0-0	2	4	6	2	10	0	0	0	1 29
04	FRASOR, Bobby.....	g	0-0	0-0	0-0	0	0	0	0	1	0	0	0	2
11	Thomas, Quentin.....	g	0-0	0-0	0-0	0	0	0	0	0	2	0	0	2
14	Green, Danny.....	g	0-6	0-4	3-4	1	0	1	2	3	0	0	1	2 9
21	Thompson, Deon.....	g	6-7	0-0	2-2	4	2	6	1	14	0	1	2	1 21
22	Miller, Wes.....	g	1-1	1-1	0-0	0	0	0	0	3	1	0	0	0 14
32	Stephenson, Alex.....	g	0-1	0-0	2-4	3	3	6	1	2	0	0	0	0 8
TEAM.....						1	1	2						
Totals.....			25-71	5-20	29-34	21	22	43	19	84	15	9	4	5 225

TOTAL FG% 1st Half: 15-31 48.4% 2nd Half: 9-27 33.3% OT: 1-13 7.7% Game: 35.2% DEADB  
3-Pt. FG% 1st Half: 3-4 75.0% 2nd Half: 1-8 12.5% OT: 1-8 12.5% Game: 25.0% REBS  
F Throw % 1st Half: 17-20 85.0% 2nd Half: 12-12 100% OT: 0-2 0.0% Game: 85.3% 3

Officials: Curtis Shaw, Mike Scyphers, John Higgins  
Technical fouls: Georgetown-TEAM. North Carolina-None.  
Attendance: 19557

Score by Periods 1st 2nd OT Total  
Georgetown..... 44 37 15 - 96  
North Carolina..... 50 31 3 - 84  
ID-535505

2007 NCAA East Regional Final  
All-Region Team: Tyler Hansbrough, Brandon Wright, Roy Hibbert, DaJuan Summer:  
Most Outstanding Player - Jeff Greer

Southern California vs North Carolina  
03/23/07 10:06pm at Continental Airlines Arena E. Rutherford

2007  
16

VISITORS: Southern California 25-12

#	Player Name	TOT-FG		3-PT		REBOUNDS		PF	TP	A	TO	BLK	S	MIN
		FG-FGA	FG-FGA	FT-FTA	FT-FTA	OF	DE							
01	YOUNG, Nick.....	f	6-13	1-5	2-2	1	6	7	4	15	0	6	0	0 35
22	GIBSON, Taj.....	f	7-12	0-0	2-3	2	9	12	5	16	0	4	0	34
03	STEWART, Lodrick.....	g	6-15	3-7	0-0	0	4	4	1	15	2	2	1	0 36
13	HACKETT, Daniel.....	g	2-4	0-0	1-2	0	1	1	1	5	3	3	0	29
34	PRUITT, Gabe.....	g	5-15	1-6	2-2	2	2	4	3	13	7	2	1	5 38
15	LEWIS, Dwight.....	g	0-2	0-0	0-0	0	1	1	0	1	1	0	0	10
21	N'DIAYE, Abdoulaye.....	g	0-0	0-0	0-0	0	0	0	0	0	0	0	0	0 14
23	WILKINSON, Keith.....	g	0-0	0-0	0-0	0	1	1	2	0	0	0	1	0 04
42	CROMWELL, Rousean.....	g	0-0	0-0	0-0	1	0	1	2	0	0	0	0	0 3
TEAM.....						3	5	8						
Totals.....			26-61	5-18	7-9	10	29	39	19	64	13	18	7	5 200

TOTAL FG% 1st Half: 17-34 50.0% 2nd Half: 9-27 33.3% Game: 42.6% DEADB  
3-Pt. FG% 1st Half: 3-7 42.9% 2nd Half: 2-11 18.2% Game: 27.8% REBS  
F Throw % 1st Half: 5-7 71.4% 2nd Half: 2-2 100% Game: 77.8% 0,1

HOME TEAM: North Carolina 31-6

#	Player Name	TOT-FG		3-PT		REBOUNDS		PF	TP	A	TO	BLK	S	MIN
		FG-FGA	FG-FGA	FT-FTA	FT-FTA	OF	DE							
34	Wright, Brandon.....	f	9-15	0-0	3-4	5	4	9	0	21	1	2	1	0 35
50	Hansbrough, Tyler.....	f	1-6	0-0	3-4	2	2	4	3	5	0	1	0	0 29
01	GINYARD, Marcus.....	g	3-9	0-1	4-5	4	5	9	2	10	0	1	0	0 26
02	ELLINGTON, Wayne.....	g	6-16	0-2	0-0	2	2	4	1	12	0	1	0	1 28
05	LAWSON, Ty.....	g	2-10	0-3	0-1	2	5	7	2	4	4	1	3	3 32
03	TERRY, Reyshawn.....	g	4-6	1-2	0-1	0	0	0	0	9	1	0	0	0 5
04	FRASOR, Bobby.....	g	0-0	0-0	0-0	0	1	1	0	1	0	0	1	0 5
11	Thomas, Quentin.....	g	0-0	0-0	0-0	0	0	0	0	0	0	0	0	0 3
14	Green, Danny.....	g	3-7	0-2	2-2	3	5	8	2	8	4	1	1	1 18
21	Thompson, Deon.....	g	1-4	0-0	0-0	1	1	2	2	2	0	0	1	0 9
22	Miller, Wes.....	g	1-4	1-4	0-0	0	1	1	1	3	0	0	0	0 9
32	Stephenson, Alex.....	g	0-0	0-0	0-0	0	0	0	0	0	0	0	0	0 1
TEAM.....						1	1							
Totals.....			30-77	2-14	12-17	20	26	46	14	74	11	9	4	6 200

TOTAL FG% 1st Half: 15-40 37.5% 2nd Half: 15-37 40.5% Game: 39.0% DEADB  
3-Pt. FG% 1st Half: 2-12 16.7% 2nd Half: 0-2 0.0% Game: 14.3% REBS  
F Throw % 1st Half: 1-3 33.3% 2nd Half: 11-14 78.6% Game: 70.6% 2,1

Officials: Tom Lopes, Mike Sanszere, Michael Roberts  
Technical fouls: Southern California-TEAM. North Carolina-None.  
Attendance: 19557

Score by Periods 1st 2nd Total  
Southern California..... 42 22 - 64  
North Carolina..... 33 41 - 74  
NCAA Championship East Regional Semifinal  
ID-535499

Michigan State vs North Carolina  
03/17/07 8:13 p.m. at Winston-Salem, N.C. (Joel Coliseum)

2007  
2nd

VISITORS: Michigan State 23-12

#	Player Name	TOT-FG		3-PT		REBOUNDS		PF	TP	A	TO	BLK	S	MIN
		FG-FGA	FG-FGA	FT-FTA	FT-FTA	OF	DE							
02	Morgan, Raymar.....	f	4-12	1-1	10-11	3	2	5	3	19	0	4	0	1 35
41	Gray, Marquise.....	f	4-6	0-0	3-3	4	4	7	5	11	1	0	0	0 19
34	Naimick, Drew.....	c	0-1	0-0	0-0	2	0	2	3	0	0	0	0	0 27
05	Walton, Travis.....	g	0-2	0-0	0-1	0	2	2	5	0	5	1	0	1 32
11	Neitschel, Drew.....	g	6-17	2-2	0-0	1	3	25	4	0	2	38		
01	Darnton, Brandon.....	g	0-0	0-0	0-0	0	0	0	0	0	0	0	0	0 4
10	Tibaldi, Bryan.....	g	0-0	0-0	0-0	0	0	0	0	0	0	0	0	0 4
13	Curry, Deon.....	g	0-0	0-0	0-0	0	0	0	0	0	0	0	0	0 4
14	Suton, Goran.....	g	3-7	0-0	0-0	3	5	8	4	6	4	1	0	1 23
15	Ducree, DeMarcus.....	g	0-1	0-1	0-0	0	0	0	0	0	0	0	0	0 4
22	Dahlman, Isaiah.....	g	0-0	0-0	0-0	0	0	0	0	0	0	0	0	0 1
32	Joseph, Maurice.....	g	1-2	1-1	0-0	0	1	1	3	0	0	0	0	0 9
43	Hannon, Jacob.....	g	1-1	0-0	0-0	0	1	3	2	0	0	0	0	0 9
TEAM.....						2	2							
Totals.....			22-59	8-20	15-17	11	18	29	27	67	15	10	0	5 200

TOTAL FG% 1st Half: 12-29 41.4% 2nd Half: 10-30 33.3% Game: 37.3% DEADB  
3-Pt. FG% 1st Half: 5-10 50.0% 2nd Half: 3-10 30.0% Game: 40.0% REBS  
F Throw % 1st Half: 4-5 80.0% 2nd Half: 11-12 91.7% Game: 88.2% 2

HOME TEAM: North Carolina 30-6

#	Player Name	TOT-FG		3-PT		REBOUNDS						PF	TP	A	TO	BLK	S	MIN
		FG-FGA	FG-FGA	FT-FTA	FT-FTA	OF	DE	TOT										
03	Terry, Reyshawn.....	f	4-10	2-7	4-6	0	2	2	3	14	1	1	1	0	27			
34	Wright, Brandon.....	f	1-5	0-0	1-2	3	4	7	4	3	1	3	1	1	23			
50	Hansbrough, Tyler.....	f	10-17	0-0	13-17	2	7	9	2	33	1	1	1	1	38			
02	Ellington, Wayne.....	g	1-4	1-3	2-3	0	3	3	0	5	1	1	0	1	22			
05	Lawson, Ty.....	g	6-10	3-5	5-6	2	3	5	2	20	8	1	0	1	36			
01	Ginyard, Marcus.....	g	1-1	0-0	0-0	2	1	3	4	2	0	1	0	2	17			
04	Fraser, Bobby.....	g	0-0	0-0	0-0	0	0	0	0	0	0	0	0	0	2			
11	Thomas, Quentin.....	g	0-0	0-0	0-0	0	1	1	0	0	0	0	0	0	2			
14	Green, Danny.....	g	0-1	0-1	0-0	1	2	3	0	0	0	1	0	0	8			
15	Burke, Dewey.....	g	0-0	0-0	0-0	0	0	0	0	0	0	0	0	0	4			
21	Thompson, Deon.....	g	2-4	0-0	0-0	0	3	3	2	4	0	0	0	0	13			
22	Miller, Wes.....	g	0-0	0-0	0	0	0	0	0	0	0	0	0	0	7			
24	Wood, Surry.....	g	0-0	0-0	0-0	0	0	0	0	0	0	0	0	0	5			
32	Stephenson, Alex.....	g	0-0	0-0	0	1	1	0	0	0	0	1	0	0	0			
40	Copeland, Mike.....	g	0-0	0-0	0	0	0	0	0	0	0	0	0	0	0			
TEAM.....						1	2	3										
Totals.....			25-52	6-16	25-34	14	26	40	17	81	12	10	3	6	200			







# NCAA TOURNAMENT BOX SCORES

2005 Elite 8 vs. Wisconsin  
2005 Sweet 16 vs. Villanova  
2005 2nd Round vs. Iowa State  
2005 1st Round vs. Oakland

Wisconsin vs University of North Carolina  
03/27/05 2:40 p.m. at Carrier Dome (Syracuse, NY)

VISITORS: Wisconsin (25-9)

#	Player Name	TOT-FG		3-PT		REBOUNDS		PF	TP	A	TO	BLK	S	MIN
		FG-FGA	FG-FGA	FT-FTA	OF DE									
01	CHAMBLISS, Sharif...	3-7	3-6	0-0	0	3	3	2	9	4	2	0	0	26
04	NIXON, Ray.....	1-2	0-0	0-0	1	0	1	2	2	0	1	0	0	6
13	HANSON, Clayton.....	5-8	5-8	0-0	2	0	2	0	15	1	1	0	1	32
21	HELMIGK, Andreas.....	0-1	0-0	0-0	0	1	1	0	0	1	0	0	0	4
22	FLOWERS, Michael.....	0-1	0-1	0-0	1	1	2	0	0	0	0	0	0	5
23	TAYLOR, Kammron.....	6-12	2-3	4-4	0	3	3	2	18	1	2	0	0	28
32	BUTCH, Brian.....	0-0	0-0	0-0	0	1	1	0	0	0	0	0	0	4
34	STIEMSMA, Greg.....	1-1	0-0	0-0	0	0	0	0	2	0	0	0	0	3
42	TUCKER, Alando.....	9-17	0-4	7-9	1	1	2	4	25	2	0	0	1	33
44	MORLEY, Zach.....	0-1	0-0	0-0	0	3	3	3	0	3	2	0	1	20
54	WILKINSON, Mike.....	5-11	1-2	0-0	3	4	7	4	11	5	3	0	2	39
TEAM.....						2 4						1		
Totals.....		30-61	11-24	11-13	10	19	29	17	82	17	12	0	5	200

TOTAL FG% 1st Half: 17-34 50.0% 2nd Half: 13-27 48.1% Game: 49.2% DEADB  
3-Pt. FG% 1st Half: 7-15 46.7% 2nd Half: 4-9 44.4% Game: 45.8% REBS  
F Throw % 1st Half: 3-4 75.0% 2nd Half: 8-9 88.9% Game: 84.6% 2

HOME TEAM: University of North Carolina (31-4)

#	Player Name	TOT-FG		3-PT		REBOUNDS		PF	TP	A	TO	BLK	S	MIN	
		FG-FGA	FG-FGA	FT-FTA	OF	DE	TOT								
21	Williams, Jawad.....	f	3-6	0-3	0-0	0	2	2	0	6	1	0	1	0	21
32	McCants, Rashad.....	f	8-17	3-6	2-4	2	2	4	2	21	4	0	1	0	31
42	May, Sean.....	c	13-19	0-0	3-4	5	7	12	2	29	2	1	2	0	34
02	Felton, Raymond.....	g	5-11	1-5	6-6	1	4	5	2	17	7	3	1	0	33
05	Manuel, Jackie.....	g	2-2	1-0	0-0	0	2	0	2	3	4	1	1	0	3
01	Scott, Melvin.....	g	1-1	0-0	0-0	0	0	0	0	1	3	1	2	0	15
11	Thomas, Quentin.....	g	0-0	0-0	0-0	0	0	0	0	0	1	0	0	0	2
24	Williams, Marvin.....	g	1-6	0-1	4-4	0	3	3	2	6	1	1	0	2	21
34	Noel, David.....	g	1-2	0-0	0-0	0	1	2	3	3	2	1	1	0	16
TEAM.....							1	1	2						
Totals.....			34-64	5-16	15-18	12	21	33	15	88	19	9	5	5	200

TOTAL FG% 1st Half: 19-32 59.4% 2nd Half: 15-32 46.9% Game: 53.1% DEADB  
3-Pt. FG% 1st Half: 3-6 50.0% 2nd Half: 2-10 20.0% Game: 31.3% REBS  
F Throw % 1st Half: 3-4 75.0% 2nd Half: 12-14 85.7% Game: 83.3% 2

Officials: John Cahill, Richard Cartmell, Bruce Hicks  
Technical fouls: Wisconsin-None. University of North Carolina-None.  
Attendance: 30132

Score by Periods 1st 2nd Total  
Wisconsin..... 44 38 - 82  
University of North Carolina..... 44 44 - 88  
2005 NCAA Division I Men's Basketball Championship  
Syracuse Regional Final Game (#3)

2005  
E-8

Villanova vs University of North Carolina  
03/25/05 10:07 p.m. at Carrier Dome (Syracuse, NY)

VISITORS: Villanova 24-8

#	Player Name	TOT-FG		3-PT		REBOUNDS		PF	TP	A	TO	BLK	S	MIN
		FG-FGA	FG-FGA	FG-FGA	FT-FTA	OF	DE							
02	FOYE, Randy.....	9-21	5-12	5-7	2	1	3	5	28	2	4	0	2	36
12	NARDI, Mike.....	2-8	1-4	1-2	0	1	1	5	6	1	1	0	0	32
13	LOWRY, Kyle.....	7-10	1-2	3-5	3	4	7	2	18	3	1	1	2	29
14	RAY, Allen.....	2-14	1-10	2-2	0	3	3	2	7	1	1	0	0	34
20	FRASER, Jason.....	1-4	0-0	1-3	3	3	6	3	3	0	1	2	1	26
21	CHARLES, Chris.....	0-0	0-0	0-0	0	0	0	0	0	0	0	0	0	0+
22	DUNLEAVY, Baker.....	0-0	0-0	0-0	0	0	0	0	0	0	0	0	0	0+
44	AUSTIN, Marcus.....	0-1	0-0	0-0	3	1	4	1	0	0	0	0	0	7
50	SHERIDAN, Will.....	2-3	0-0	0-0	1	4	5	3	4	0	1	2	0	36
TEAM.....						2 2								
Totals.....		23-61	8-28	12-19	14	19	33	21	66	7	9	5	5	200

TOTAL FG% 1st Half: 12-32 37.5% 2nd Half: 11-29 37.9% Game: 37.7% DEADB  
3-Pt. FG% 1st Half: 5-16 31.3% 2nd Half: 3-12 25.0% Game: 28.6% REBS  
F Throw % 1st Half: 4-7 57.1% 2nd Half: 8-12 66.7% Game: 63.2% 1

HOME TEAM: University of North Carolina 30-4

#	Player Name	TOT-FG		3-PT		REBOUNDS		PF	TP	A	TO	BLK	S	MIN	
		FG-FGA	FG-FGA	FG-FGA	FT-FTA	OF	DE								TOT
21	Williams, Jawad..... f	1-4	0-2	0-0	1	1	2	0	2	1	1	0	0	23	
32	McCants, Rashad..... f	3-9	2-5	9-10	2	1	3	3	17	1	2	0	0	33	
42	May, Sean..... c	6-9	0-0	2-3	2	8	10	4	14	1	4	0	1	28	
02	Felton, Raymond..... g	4-12	3-7	0-2	3	8	11	5	11	5	6	0	0	34	
05	Manuel, Jackie..... g	1-4	0-1	0-0	0	3	3	3	2	0	1	2	0	30	
01	Scott, Melvin..... g	1-1	1-1	2-2	0	2	2	4	5	2	0	0	0	15	
11	Thomas, Quentin..... g	0-0	0-0	0-0	0	0	0	1	0	0	1	0	0	0	
24	Williams, Marvin..... g	4-9	2-3	6-6	2	3	5	3	16	0	1	0	1	24	
34	Noel, David..... g	0-0	0-0	0-1	0	2	2	1	0	1	1	1	1	13	
TEAM.....						2 2									
Totals.....		20-48		8-19		19-24		12 30 42		24		67 11 17		3 3 200	

TOTAL FG% 1st Half: 11-29 37.9% 2nd Half: 9-19 47.4% Game: 41.7% DEADB  
3-Pt. FG% 1st Half: 3-11 27.3% 2nd Half: 5-8 62.5% Game: 42.1% REBS  
F Throw % 1st Half: 4-8 50.0% 2nd Half: 15-16 93.8% Game: 79.2% 2

Officials: Tom O'Neill, Dave Hall, Gerry Pollard  
Technical fouls: Villanova-None. University of North Carolina-None.

Attendance: 30916

Score by Periods 1st 2nd Total  
Villanova..... 33 33 - 66  
University of North Carolina..... 29 38 - 67  
Syracuse Regional Semifinals Game #2

2005  
16

Iowa State vs North Carolina  
03/20/05 2:30 at Charlotte, N.C. -- Charlotte Coliseum

VISITORS: Iowa State 19-12

#	Player Name	TOT-FG		3-PT		REBOUNDS		PF	TP	A	TO	BLK	S	MIN	
		FG-FGA	FG-FGA	FT-FTA	OF	DE	TOT								
13	Clark, Rahshon.....	f	6-9	1-3	0-2	2	2	4	5	13	1	1	0	1	24
22	Staple, Damion.....	f	3-7	0-1	0-3	3	2	5	3	6	1	1	0	0	27
51	Homan, Jared.....	c	8-19	0-0	3-5	5	15	20	4	19	1	2	2	1	38
01	Stinson, Curtis.....	g	6-17	1-2	1-3	5	2	7	4	14	7	4	0	4	38
11	Blalock, Will.....	g	2-12	1-3	0-0	1	5	6	2	5	6	6	0	1	37
03	Neal, John.....		0-0	0-0	0-0	0	0	0	0	0	0	1	0	0	1
10	Carr, Tasheed.....		2-11	1-4	3-4	1	0	1	5	8	4	2	0	0	31
30	Agnew, Aaron.....		0-0	0-0	0-0	0	0	0	0	0	0	0	0	0	1
31	Streff, Dustin.....		0-0	0-0	0-0	0	0	0	0	0	0	0	0	0	1
34	Bergstrom, Jeff.....		0-1	0-0	0-0	0	0	0	0	0	0	0	0	0	1
40	Braet, Dave.....		0-0	0-0	0-0	0	0	0	0	0	0	0	0	0	1
TEAM.....						3	1	4							
Totals.....			27-76	4-13	7-17	20	27	47	23	65	20	17	2	8	200

TOTAL FG% 1st Half: 15-35 42.9% 2nd Half: 12-41 29.3% Game: 35.5% DEADB  
3-Pt. FG% 1st Half: 2-6 33.3% 2nd Half: 2-7 28.6% Game: 30.8% REBS  
F Throw % 1st Half: 1-4 25.0% 2nd Half: 6-13 46.2% Game: 41.2% 4

HOME TEAM: North Carolina 29-4

##		Player Name	TOT-FG		3-PT		REBOUNDS									
			FG-FGA	FG-FGA	FT-FTA	OF	DE	TOT	PF	TP	A	TO	BLK	S	MIN	
21		Williams, Jawad.....	f	0-6	0-2	1-5	2	2	4	2	1	1	2	0	2	21
32		McCants, Rashad.....	f	6-13	2-5	3-6	0	2	2	4	17	4	3	0	1	25
42		May, Sean.....	c	8-9	0-0	8-9	7	10	17	4	24	2	2	1	3	30
02		Felton, Raymond.....	f	5-12	3-6	2-4	1	3	4	1	15	8	0	1	3	37
05		Manuel, Jackie.....	g	1-4	0-1	4-6	1	1	2	3	6	5	0	1	1	24
00		Holley, Jesse.....		1-1	0-0	0-0	0	0	0	0	2	0	0	0	1	1
01		Scott, Melvin.....		2-6	1-5	0-0	0	0	0	1	5	3	0	0	0	15
03		Terry, Reyshawna.....		0-0	0-0	0-0	0	1	1	0	0	0	0	0	0	1
11		Thomas, Quentin.....		0-0	0-0	0-0	0	0	0	1	1	0	1	0	0	3
15		Everett, Charlie.....		0-0	0-0	1-1	0	0	0	0	1	0	1	0	0	1
22		Miller, Wes.....		0-1	0-1	1-1	0	1	1	0	1	0	1	0	0	1
24		Williams, Marvin.....		8-12	2-4	0-2	3	2	15	1	20	0	1	1	2	26
34		Ward, David.....		0-1	0-1	0-2	0	0	0	0	1	0	0	0	0	11
35		Hooker, C.J.....		0-0	0-0	0-0	0	1	1	0	0	0	0	0	0	1
41		Sanders, Byron.....		0-0	0-0	0-0	0	0	0	0	0	0	0	1	0	1
TEAM.....							2	1	3							
Totals.....				31-65	8-25	22-37	15	35	50	18	92	20	13	4	14	201



# NCAA TOURNAMENT BOX SCORES

2004 2nd Round vs. Texas  
2004 1st Round vs. Air Force  
2001 2nd Round vs. Penn State  
2001 1st Round vs. Princeton

OFFICIAL NCAA® BASKETBALL BOX SCORE Date 3-20/04 Arena Pepsi Center  
VISITOR (Indicate starters by position or with an asterisk) Starting Time 8:35 p.m. City, State Denver, CO

2004  
2nd

No.	Team	North Carolina			Total FG		3-point		FT	FTA	Rebounds			F	TP	A	TO	BL	STL	MIN
		FG	FGA	%	FG	FGA	Off	Def			Tot									
21	Jawad Williams	*	5	11	0	3	7	7	2	4	6	2	17	0	0	0	0	0	31	
32	Rashad McCants	*	11	23	5	12	0	0	2	1	3	3	27	1	1	1	3	37		
42	Sean May	*	2	10	0	0	7	10	4	5	9	5	11	1	2	0	1	25		
2	Raymond Felton	*	4	10	3	7	0	0	0	3	4	11	6	5	0	2	37			
5	Jackie Manuel	*	1	4	0	1	0	0	3	1	4	5	2	0	2	0	0	23		
1	Melvin Scott		1	4	1	4	0	0	0	1	1	2	3	6	1	0	0	20		
3	Reyshawn Terry		0	0	0	0	2	2	0	0	0	0	2	0	0	0	0	1		
24	Jesse Holley		0	0	0	0	0	0	0	0	0	0	0	0	0	0	0	3		
34	David Noel		1	3	0	1	0	0	2	1	3	0	2	0	0	0	0	21		
41	Byron Sanders		0	0	0	0	0	0	1	1	0	0	0	0	0	0	0	2		
Team (Included in Totals)																				
North Carolina																				
TOTAL FG%: 1st half 14- 35 (.400) 2nd half 11- 30 (.367) Game 25- 65 (.385) Deadball																				
3-Pt. FG%: 1st half 4- 10 (.400) 2nd half 5- 18 (.278) Game 9- 28 (.321) Deadball																				
FT%: 1st half 7- 9 (.778) 2nd half 9- 10 (.900) Game 16- 19 (.842) Deadball																				
*** FINAL ***																				

HOME (Indicate starters by position or with an asterisk)																*** FINAL ***				
No.	Team	Total FG			3-point			FT	FTA	Rebounds			F	TP	A	TO	BLK	STL	MIN	
	W-L	FG	FGA	FG	FGA	FG	FGA			Off	Def	Tot								
3	Byron Mouton	*	4	12	1	2	3	4	0	1	1	3	12	1	2	0	2	30		
22	Brad Buckman	*	0	2	0	0	2	2	0	4	4	3	2	0	0	1	3	11		
21	Jason Klontz	*	5	7	0	0	0	0	2	3	5	3	10	1	3	0	0	25		
12	Kenton Paulino	*	1	1	1	1	0	0	0	0	0	0	3	0	1	0	0	9		
24	Royal Ivey	*	4	8	0	0	9	10	0	5	5	2	17	4	1	0	0	35		
00	James Thomas		3	4	0	0	1	2	2	3	5	3	7	1	1	0	0	12		
2	P.J. Tucker		4	6	0	0	2	3	2	4	6	2	10	0	0	0	1	25		
4	Edgar Moreno		1	1	0	0	0	0	0	1	1	0	2	2	0	0	0	8		
10	Kenny Taylor		3	7	1	4	0	0	0	0	0	0	7	0	1	0	0	17		
13	Sydmill Harris		1	2	1	2	0	0	0	0	0	0	3	0	0	0	0	3		
33	Brian Boddicker		1	5	1	4	2	2	2	3	5	3	5	1	1	0	0	25		
									</											

2001  
2nd

OFFICIALS: 2																													
FFN BASKETBALL BOX SCORE -- GAME TOTALS																													
17 Penn State vs #2 North Carolina																													
13/18/01 3:54 at Louisiana Superdome, New Orleans, La.																													
-----																													
17 Penn State vs #2 North Carolina																													
-----																													
No.		NAME		TOT-FG		3-PT		REBOUNDS																					
				FG-FGA		FG-FGA		FT-FTA		OF		DE		TOT		PF		TP		A		TO		BLK		S		MIN	
15	Ivory, Titus	f	f	8-12	3-7	2-2		1	3	4	4	21	1	1	0	5	30												
15	Smith, Tyler	f	f	2-4	0-1	1-1	2	4	6	2	5	1	2	0	1	29													
13	Cline-Heard, Gyasi	c	c	7-13	0-0	5-7	-3	6	9	3	19	4	2	0	4	33													
13	Crispin, Joe	g	g	7-21	3-12	4-4	2	1	3	1	21	2	3	0	1	35													
15	Crispin, Jon	g	g	2-11	1-4	0-0	0	0	0	2	5	4	2	0	3	27													
11	Tate, Jamaal			2-4	0-1	0-0	0	0	0	0	0	4	0	1	0	12													
0	Watkins, Brandon			1-4	0-1	0-0	1	2	3	2	2	5	0	0	1	16													
12	Banta, Marcus			1-1	0-0	0-0	1	4	5	1	2	0	0	0	1	10													
14	Egekeze, Ndu			1-1	0-0	1-1	0	0	0	1	3	0	0	0	1	5													
15	Witkowski, Scott			0-0	0-0	0-0	0	0	0	1	0	0	0	0	0	3													
TEAM										3		0		3															
TOTALS				31-71		7-26		13-15		13		20		33		17		82		17		11		1		18		200	
-----																													
OT-FG 1stH: 16-37 43.2%		2ndH: 15-34 44.1%		OT: 0-0 00.0%		Game: 43.7%		Deadbl																					
1pt-FG 1stH: 4-13 30.8%		2ndH: 3-13 23.1%		OT: 0-0 00.0%		Game: 26.9%		Rebs																					
Throw 1stH: 3-4 75.0%		2ndH: 10-11 90.9%		OT: 0-0 00.0%		Game: 86.7%		1																					
-----																													
HOME TEAM: #2 North Carolina 26-7																													
-----																													
No.		NAME		TOT-FG		3-PT		REBOUNDS																					
				FG-FGA		FG-FGA		FT-FTA		OF		DE		TOT		PF		TP		A		TO		BLK		S		MIN	
15	apel, Jason	f	f	5-10	2-5	0-0	1	3	4	2	12	4	1	0	0	36													
5	ppers, Julius	f	f	8-9	0-0	5-7	4	6	10	2	21	0	6	0	0	33													
10	Haywood, Brendan	c	c	5-12	0-0	3-3	5	8	13	5	13	2	2	4	0	30													
12	Curry, Ronald	g	g	3-5	1-2	2-2	0	5	5	1	9	7	3	0	0	35													
0	Forté, Joseph			3-13	0-6	0-0	0	4	4	2	6	2	5	1	2	35													
13	Morrison, Brian			0-3	0-2	1-2	0	0	0	1	1	1	3	0	1	7													
4	Owens, Max			0-3	0-2	0-0	0	1	1	0	0	1	0	0	1	7													
1	Boone, Adam			0-0	0-0	0-0	0	0	0	0	0	0	0	0	0	2													
2	Lang, Kris			6-9	0-0	0-0	5	1	6	4	2	12	0	2	0	15													
TEAM										1		0		1															
TOTALS				30-64		3-17		11-14		16		28		44		17		74		17		22		5		5		200	
-----																													
OT-FG 1stH: 18-32 56.3%		2ndH: 12-32 37.5%		OT: 0-0 00.0%		Game: 46.9%		Deadbl																					
pt-FG 1stH: 2-6 33.3%		2ndH: 1-11 09.1%		OT: 0-0 00.0%		Game: 17.6%		Rebs																					
Throw 1stH: 2-2 100%		2ndH: 9-12 75.0%		OT: 0-0 00.0%		Game: 78.6%		1																					
-----																													
OFFICIALS: Gerald Boudreaux, Reggie Greenwood, Rick Randall																													
TECHNICAL FOULS:																													
# Penn State none																													
#2 North Carolina none																													
ATTENDANCE: 12,648																													
SCORE BY PERIODS:																													
		1st		2nd		OT1		OT2		OT3		OT4		TOTAL															
# Penn State		39		43										82															
#2 North Carolina		40		34										74															
C South Regional -- Second Round																													
e' State advances to the South Region Semifinal in Atlanta, Ga.																													

2001  
1st

OFFICIAL NCAA® BASKETBALL BOX SCORE Date 3-18/04 Arena Pepsi Center  
VISITOR (Indicate starters by position or with an asterisk) Starting Time 9:50 p.m. City, State Denver, CO

2004  
1st

No.	Team	Air Force (NCAA)				Total Fg		3-point		FT	FTA	Rebounds		F	TP	A	TO	BLK	STL
	W-L				Fg	Fga	Fg	Fga			Off	Def	Tot						
10	A.J. Kuhle	*	2	3	1	2	5	6	0	6	6	1	10	3	3	0	1	40	
33	Joel Gerlach	*	1	2	1	2	2	3	0	0	0	0	3	5	0	2	0	0	16
45	Nick Welch	*	6	13	2	7	3	4	1	3	4	3	17	1	6	1	3	40	
11	Tim Keller	*	1	6	0	5	0	0	0	3	3	3	3	2	7	1	1	0	40
15	Antoine Hood	*	6	12	3	6	0	0	0	4	4	2	15	1	3	0	2	40	
21	Jacob Burttschi		1	3	1	3	0	0	0	2	2	3	3	3	0	0	1	23	
34	Dan Nwaelele		0	0	0	0	0	0	0	0	0	0	0	0	0	1	0	0	1

HOME (Indicate starters by position or with an asterisk)																FINAL						
No.	Team	W-L	North Carolina				3-point		FT	FTA	Rebounds			F	TP	A	TO	BLK	STL	MIN		
			FG	FGA	FG	FGA	FG	FGA			grt	Def	Tot									
21	Jawad Williams	*	3	8	0	0	4	5	5	4	9	2	10	1	1	0	0	30				
32	Rashad McCants	*	4	13	1	5	0	0	1	7	8	1	9	3	4	1	2	34				
42	Sean May	*	6	11	0	0	2	3	2	4	6	0	14	0	0	0	2	28				
2	Raymond Felton	*	2	8	2	4	6	7	0	3	3	2	12	5	3	0	3	34				
5	Jackie Manuel	*	5	8	0	0	0	0	5	2	7	3	10	1	2	0	2	32				
1	Melvin Scott		1	2	1	2	2	2	0	0	0	2	5	1	0	0	0	28				
3	Reyshawn Terry		0	1	0	1	0	0	0	0	0	0	0	0	0	0	0	2				
24	Jesse Holley		0	0	0	0	0	0	0	0	0	1	0	0	0	0	0	1				
34	David Noel		1	2	0	1	1	1	0	1	1	4	3	1	3	0	1	10				
41	Bryan Sanders		0	0	0	0	0	0	0	0	0	0	0	0	0	0	0	1				
Team (Included in Totals)											1	0	1									
North Carolina			22	53	4	13	15	18	14	21	35	63	12	13	1	10	200					
TOTAL FG%: 1st half			10- 31 (.323)				2nd half				12- 22 (.545)				Game		22- 53 (.415)				Deadball	
3-Pt. FG%: 1st half			1- 8 (.125)				2nd half				3- 5 (.600)				Game		4- 13 (.308)				rebounds	
FT%: 1st half			2- 3 (.667)				2nd half				13- 15 (.867)				Game		15- 18 (.833)				1	





# NCAA TOURNAMENT BOX SCORES

2000 National Semifinal vs. Florida  
2000 Elite 8 vs. Tulsa  
2000 Sweet 16 vs. Tennessee  
2000 2nd Round vs. Stanford

2000  
FF

Official Boxscore \*\*\* FINAL \*\*\*

Date: 04-01-00 Site: RCA Dome, Indianapolis

VISITORS (Last Name, First)

No.	N A M E	TOT FG	FGA	3-PT	FGA	FT	FTA	REBOUNDS	PF	TP	A	TO	BLK	S	MIN
		FG	FGA	FG	FGA	FT	FTA	OFF DEF TOT							
25	CAPRI, Jason	2	13	1	4	0	0	2 8 10	3	3	2	1	1	36	
2	LANG, Kris	2	7	0	0	0	0	1 3 4	1	4	0	1	0	26	
40	HAYWOOD, Brendan	2	7	0	0	0	0	1 3 4	2	0	1	5	3	33	
03	COTA, Ed	2	8	1	3	2	4	2 6 8	4	9	0	0	2	39	
40	FORTE, Joseph	5	16	3	10	2	4	0 5 5	5	13	2	1	1	37	
43	PEPPERS, Julius	1	3	0	0	0	0	1 1 2	1	2	0	1	0	17	
24	OWENS, Max	0	3	0	1	0	0	0 0 0	0	1	0	0	0	9	
21	NEWBY, Terrence	0	3	0	0	0	0	0 0 0	0	0	0	0	0	3	
11	BROOKER, Michael	0	1	0	1	0	0	0 0 0	0	0	0	0	0	3	
12	SWANSON, Dante	0	0	0	0	0	0	0 0 0	0	0	0	0	0	0	
14	HOLMES, Jonathan	0	2	0	1	0	0	0 0 0	0	0	0	0	0	0	
44	JOHNSON, Will	0	0	0	0	0	0	0 0 0	0	0	0	0	0	0	
33	EVERETT, Jim	0	0	0	0	0	0	0 0 0	0	0	0	0	0	0	
13	WHITE, Kenny	0	0	0	0	0	0	0 0 0	0	0	0	0	0	0	
43	LACZKOWSKI, Matt	0	0	0	0	0	0	0 0 0	0	0	0	0	0	0	
TEAM REBOUNDS (INCLUDED IN TOTALS)															
TOTALS		20	37	3	27	14	23	16 28 42	22	39	13	17	5	3	200

TOTAL FG 1st HALF 10/27 37.0%	2nd HALF 10/10 33.3%	GAME 20/37 54.1%	DEADBL 2
3-POINT FG 1st HALF 2/8 25.0%	2nd HALF 3/14 21.4%	GAME 5/22 22.7%	REBOUNDS 2
FREE THROWS 1st HALF 7/11 63.6%	2nd HALF 7/12 58.3%	GAME 14/23 60.9%	

HOME (Last Name, First)

No.	N A M E	TOT FG	FGA	3-PT	FGA	FT	FTA	REBOUNDS	PF	TP	A	TO	BLK	S	MIN
		FG	FGA	FG	FGA	FT	FTA	OFF DEF TOT							
00	WRIGHT, Brand	1	3	1	1	2	4	2 4 7	3	5	2	0	1	20	
13	MILLER, Mike	3	12	0	6	4	8	4 3 7	1	10	1	0	0	29	
50	HASLEM, Darnell	3	7	0	0	0	0	2 3 5	4	10	0	2	0	20	
1	DUPAY, Teddy	2	5	0	2	2	2	0 2 2	2	4	0	0	0	26	
7	HAMILTON, Justin	2	5	2	2	0	0	2 1 3	2	3	3	1	1	16	
01	HARVEY, Donnell	2	7	0	0	4	5	2 3 7	4	8	1	1	2	20	
15	BONNER, Matt	2	3	0	0	0	0	1 1 2	3	4	0	1	0	14	
10	NELSON, Brett	5	10	2	8	1	2	6 6 12	2	13	4	1	0	22	
52	WEAVER, Kenyan	2	5	1	4	1	4	0 1 1	1	6	1	0	0	16	
23	PARKER, Major	2	3	2	3	0	0	0 3 3	1	6	1	1	0	13	
TEAM REBOUNDS (INCLUDED IN TOTALS)															
TOTALS		24	64	7	28	14	23	14 29 43	23	71	13	10	2	9	200

TOTAL FG 1st HALF 13/33 39.4%	2nd HALF 12/31 38.7%	GAME 25/64 39.1%	DEADBL 1
3-POINT FG 1st HALF 4/17 23.5%	2nd HALF 3/11 27.3%	GAME 7/28 25.0%	REBOUNDS 7
FREE THROWS 1st HALF 7/11 63.6%	2nd HALF 7/12 58.3%	GAME 14/23 60.9%	
OFFICIALS: Jody Silvester, Donnie Gray, John Cahill			
Technical: PARKER, Major - 1; FORTI, Joseph - 1; PEPPERS, Julius - 1;			
Attendance: 43,111			
COMMENTS: POINTS OFF TURNOVERS SECOND CHANCE POINTS			
NORTH CAROLINA 10 FLORIDA 20 NORTH CAROLINA 13 FLORIDA 11			

2000  
16

OFFICIAL BASKETBALL BOX SCORE -- GAME TOTALS  
North Carolina vs Tennessee  
3/24/00 9:37 p.m. at Austin, Texas (Erwin Center)

VISITORS: North Carolina 21-13

No.	N A M E	TOT FG	FGA	3-PT	FGA	FT	FTA	REBOUNDS	PF	TP	A	TO	BLK	S	MIN
		FG	FGA	FG	FGA	FT	FTA	OFF DEF TOT							
25	CAPRI, Jason	2	5	2	3	2	2	0 4 4	2	8	3	2	0	36:59	
42	* Kris Lang (F)	5	9	0	0	0	0	1 3 4	4	10	0	1	1	24:25	
9	* Brendan Haywood (C)	5	10	0	0	2	5	2 6 8	3	12	1	1	4	34:41	
5	* Ed Cota (G)	2	7	0	0	3	5	3 3 6	7	0	7	0	0	40:00	
40	* Joseph Forte (G)	8	14	2	4	3	4	0 5 5	0	17	1	0	0	38:24	
45	Julius Peppers	2	4	0	0	2	2	1 3 4	3	6	0	0	3	23:55	
11	Michael Brooker	0	0	0	0	0	0	0 0 0	0	0	0	0	0	DNP	
14	Jonathan Holmes	0	0	0	0	0	0	0 0 0	0	0	0	0	0	DNP	
21	Terrence Newby	0	0	0	0	0	0	0 0 0	0	0	0	0	0	DNP	
24	Max Owens	0	1	0	0	0	0	0 0 0	0	1	0	0	0	1:36	
32	Orlando Melendez	0	0	0	0	0	0	0 0 0	0	0	0	0	0	DNP	
38	Jim Everett	0	0	0	0	0	0	0 0 0	0	0	0	0	0	DNP	
44	Will Johnson	0	0	0	0	0	0	0 0 0	0	0	0	0	0	DNP	
15	Kenny White	0	0	0	0	0	0	0 0 0	0	0	0	0	0	DNP	
43	Matt Laczowski	0	0	0	0	0	0	0 0 0	0	0	0	0	0	DNP	
Team (Included in Totals)															
TOTALS		22	50	4	7	12	19	8 24 32	13	60	15	8	4	200	

TOT-FG 1stH: 15-32 46.9%	2ndH: 14-26 53.8%	OT: 0-0 00.0%	Game: 50.0% Deadbl
3pt-FG 1stH: 3-7 42.9%	2ndH: 1-2 50.0%	OT: 0-0 00.0%	Game: 64.4% Rebs
Fthrow 1stH: 3-4 75.0%	2ndH: 9-13 69.2%	OT: 0-0 00.0%	Game: 70.6% 1, 2

HOME TEAM: Tennessee 26-7

No.	N A M E	TOT FG	FGA	3-PT	FGA	FT	FTA	REBOUNDS	PF	TP	A	TO	BLK	S	MIN
		FG	FGA	FG	FGA	FT	FTA	OFF DEF TOT							
22	Yarbrough, Vincent	4	11	1	5	4	4	2 1 3	3	13	3	2	0	1 38	
44	Victor, Isaiah	3	8	1	4	6	1	3 4 7	2	11	1	5	2	3 21	
43	Black, C.J.	6	7	1	4	4	1	4 5 9	4	17	0	1	1	21	
14	Harris, Tony	1	10	1	6	1	2	2 2 4	3	4	4	2	0	0 32	
42	Jiggins, Jon	3	7	2	5	0	0	1 3 4	2	8	0	0	0	0 35	
05	walker, Harris	0	3	0	0	2	2	1 2 3	0	2	1	0	0	1 17	
35	Slay, Ron	4	11	0	3	4	4	2 5 7	1	12	1	3	1	2 24	
55	Hathaway, Charles	0	2	0	0	2	2	3 1 4	3	7	1	1	0	1 12	
TEAM															
TOTALS		21	59	6	21	21	24	15 23 38	17	69	11	14	4	9	200

TOT-FG 1stH: 13-32 40.6%	2ndH: 8-27 29.6%	OT: 0-0 00.0%	Game: 35.6% Deadbl
3pt-FG 1stH: 4-10 40.0%	2ndH: 2-11 18.2%	OT: 0-0 00.0%	Game: 28.6% Rebs
Fthrow 1stH: 9-10 90.0%	2ndH: 12-14 85.7%	OT: 0-0 00.0%	Game: 87.5% 1

OFFICIALS: David Hall, Bob Donato, Mike Kitts

TECHNICAL FOULS:

North Carolina - none

Tennessee - none

ATTENDANCE: 16,731

SCORE BY PERIODS:

North Carolina

Tennessee

PTS IN THE PAINT: North Carolina - 36 Tennessee - 28

3RD OFF TURNOVERS: North Carolina - 20 Tennessee - 15

2ND CHANCE POINTS: North Carolina - 06 Tennessee - 19

FAST BREAK POINTS: North Carolina - 00 Tennessee - 04

2000 Regional --- Semifinal Game 2

2000  
E-8

OFFICIAL BASKETBALL BOX SCORE -- GAME TOTALS

North Carolina vs Tulsa  
3/7/00 1:40 p.m. at Austin, Texas (Erwin Center)

VISITORS: North Carolina 22-13

No.	N A M E	TOT FG	FGA	3-PT	FGA	FT	FTA	REBOUNDS	PF	TP	A	TO	BLK	S	MIN
		FG	FGA	FG	FGA	FT	FTA	OFF DEF TOT							
25	CAPRI, Jason	2	7	1	4	3	4	1 5 6	0	8	3	2	0	2 40	
42	Lang, Kris	2	6	0	0	0	1	2 1 3	1	4	0	0	2	0 18	
00	Haywood, Brendan	2	4	0	0	0	2	2 6 8	3	8	1	0	3	1 32	
05	Cota, Ed	2	6	0	1	2	0	2 2 4	1	5	4	7	0	2 40	
40	Forte, Joseph	5	10	3	7	7	8	2 6 8	2	28	1	4	0	1 39	
24	Owens, Max	0	0	0	0	0	0	0 0 0	0	1	0	0	0	0 1	
45	Peppers, Julius	2	4	0	0	2	2	1 7 8	3	6	2	0	0	2 30	
TEAM															
TOTALS		22	50	2	12	13	19	10 30 40	11	59	11	15	3	8	200

TOT-FG 1stH: 13-24 54.2%	2ndH: 9-26 34.6%	OT: 0-0 00.0%	Game: 44.0% Deadbl
3pt-FG 1stH: 2-6 33.3%	2ndH: 0-6 00.0%	OT: 0-0 00.0%	Game: 16.7% Rebs
Fthrow 1stH: 2-3 66.7%	2ndH: 11-16 68.8%	OT: 0-0 00.0%	Game: 68.4% 4

HOME TEAM: Tulsa 32-5

No.	N A M E	TOT-FG		3-PT		REBOUNDS				PF	TP	A	TO	BLK	S	MIN
		FG	FGA	FG	FGA	FT	FTA	OF	DE							
11	Coley, Eric	3	7	0	0	0	0	2	2	4	5	6	1	1	0	24
13	Hill, Marcus	3	9	1	5	4	6	0	3	3	0	11	2	1	1	30
13	Kurtz, David	0	10	0	0	1	3	6	9	2	13	3	2	1	0	36
16	Warrington, Greg	0	1	0	0	4	0	0	2	2	4	2	3	1	0	33
22	Ward, Tony	0	3	2	6	0	0	0	1	3	2	8	2	3	0	33
02	Davis, Charlie	0	0	0	0	0	0	0	1	1	0	0	0	0	1	6
12	Swanson, Dante	6	8	2	2	1	1	0	0	0	1	15	0	0	0	18
33	Shelton, David	1	9	0	0	0	0	1	1	2	4	2	0	2	0	17
34	Johnson, Kevin	0	1	0	0	0	0	0	1	1	1	0	1	0	0	8
55	McDaniel, DeAngelo	0	1	0	0	0	0	1	0	1	0	0	0	1	0	5
TEAM TOTALS		22	52	7	20	9	2	20	29	16	55	9	12	4	6	205





# NCAA TOURNAMENT BOX SCORES

2000 1st Round vs. Missouri  
1999 1st Round vs. Weber State  
1998 National Semifinal vs. Utah  
1998 Elite 8 vs. Connecticut

## OFFICIAL NCAA BASKETBALL BOX SCORE

03/17/2000 9:56pm (CST)  
Final Box Score

Arena: NCAA South Region  
City/State: Birmingham, Ala

**2000  
1st**

No.	Missouri Tigers	Total FG	3-PT	FT	FTA	Rebounds	F	TP	A	TO	BLK
		FG	FGA	FGA	FGA	OFF	DEF	TOT			
21	* Kareem Rush (F)	4	10	2	5	0	0	0	4	2	10
24	* Jeff Hafer (F)	0	0	0	0	0	0	2	1	3	2
33	* Tajudeen Soyoye (C)	2	4	0	0	1	1	2	2	4	4
4	* Clarence Gilbert (G)	5	19	4	15	2	2	0	2	2	1
5	* Keyon Dooling (G)	6	17	1	7	0	0	0	2	2	0
3	* Kerge Stevenson	1	1	0	0	0	0	0	0	0	1
11	* Mark Wampler	0	0	0	0	0	0	0	0	0	0
12	* Brian Graver	1	2	1	2	0	0	0	1	1	3
15	* Josh Kroenke	0	0	0	0	0	0	0	0	0	0
31	* Jonnie Parker	3	7	0	1	0	0	3	3	5	5
41	* Justin Gage	2	3	0	1	4	7	2	2	4	8
54	* Pat Schumacher	3	3	0	0	1	1	0	0	0	2
Team (Included in Totals)											
Totals		27		56		8		31		8	

Total FG% 1st Half: 15-32 (46.9%)	2nd Half: 12-34 (35.3%)	Game: 27-66 (40.9%)	Deadball: 2
3PT FG% 1st Half: 5-14 (35.7%)	2nd Half: 2-17 (11.8%)	Game: 5-31 (16.1%)	Rebounds: 2
FT% 1st Half: 5-7 (71.4%)	2nd Half: 3-4 (75.0%)	Game: 8-11 (72.7%)	

No.	North Carolina Tarheels	Total FG	3-PT	FT	FTA	Rebounds	F	TP	A	TO	BLK
		FG	FGA	FGA	FGA	OFF	DEF	TOT			
25	* Jason Capel (F)	4	12	1	7	5	7	4	7	11	14
42	* Kris Lang (F)	5	7	0	0	1	2	4	3	7	4
0	* Brendan Haywood (C)	11	15	0	0	6	9	8	15	3	28
5	* Ed Cota (G)	3	13	0	1	0	0	2	4	6	0
40	* Joseph Forte (G)	6	19	1	3	0	0	3	3	8	13
45	* Julius Peppers	2	3	0	0	5	8	1	3	4	1
11	* Michael Brooker	0	0	0	0	0	0	0	0	0	0
14	* Jonathan Holmes	0	0	0	0	0	0	0	0	0	0
21	* Terrence Newby	0	0	0	0	0	0	0	0	0	0
24	* Max Owens	1	2	1	1	0	0	0	0	0	3
32	* Orlando Melendez	0	0	0	0	0	0	0	0	0	0
35	* Jim Everett	0	0	0	0	0	0	0	0	0	0
44	* Will Johnson	0	0	0	0	0	0	0	0	0	0
15	* Kenny White	0	0	0	0	0	0	0	0	0	0
43	* Matt Lackowski	0	0	0	0	0	0	0	0	0	0
Team (Included in Totals)											
Totals		32		71		3		12		17	

Total FG% 1st Half: 17-37 (45.9%)	2nd Half: 15-34 (44.1%)	Game: 32-71 (45.1%)	Deadball: 12
3PT FG% 1st Half: 2-7 (28.6%)	2nd Half: 1-5 (20.0%)	Game: 3-12 (25.0%)	Rebounds: 4
FT% 1st Half: 8-8 (100%)	2nd Half: 0-0 (0.0%)	Game: 17-25 (68.0%)	

Technical Fouls: None	Score by Period	1st H	2nd H	Final	Record	Overall Conf
Attendance: Unknown	North Carolina Tarheels	44	1	84	Tarheels	19-13
Officials: John Cahill, William Bush, Tom Clark	Missouri Tigers	41	29	70	Tigers	16-13

Points off Turnovers	18	5	Second Effort Points	25	10	Bench Points	12	28
Points in the Paint	56	33	3 Point Points	9	24	Free Throw Points	17	8
Largest Lead	82	65 (17 pts)	Lead Changes	3	2	Number of Ties	2	

## OFFICIAL BASKETBALL BOX SCORE -- GAME TOTALS

Weber State vs North Carolina

03/12/99 7:24 p.m. at KeyArena Seattle, Wash. NCAA First Round

**1999  
1st**

No.	N A M E	TOT-FG	3-PT	REBOUNDS	F	TP	A	TO	BLK	S	MIN
		FG	FGA	FGA	FT	FTA	OFF	DEF	TOT		
10	Lawson, Marc	3	5	2	4	0	0	1	2	3	3
21	Arceneaux, Harold	14	26	5	7	3	3	0	3	3	1
32	Jensen, Andy	0	2	0	0	0	0	1	1	2	4
04	Gill, Eddie	4	12	3	9	5	5	0	5	5	1
20	Jackson, Noel	2	4	1	1	2	4	1	5	6	2
00	Ketcham, Eric	2	3	2	3	0	0	1	2	1	6
03	Baskerville, Damien	1	3	1	2	0	0	0	4	4	1
33	Del Vecchio, Dan	0	0	0	0	0	0	1	0	0	0
55	Haws, Joey	0	0	0	0	0	0	0	0	0	0
TEAM											
TOTALS		26		55		14		26		15	

TOTAL FG% 1st Half: 13-30 .433	2nd Half: 13-25 .520	Game: .473	DEADBALL
3-PT. FG% 1st Half: 7-16 .438	2nd Half: 7-10 .700	Game: .538	REBOUNDS
F Throw % 1st Half: 2-2 1.000	2nd Half: 8-10 .800	Game: .833	1, 4

No.	N A M E	TOT-FG	3-PT	REBOUNDS	F	TP	A	TO	BLK	S	MIN
		FG	FGA	FGA	FT	FTA	OFF	DEF	TOT		
13	Okulaja, Ademola	6	15	5	12	0	0	6	6	3	17
42	Lang, Kris	4	8	0	0	3	5	2	4	6	3
00	Haywood, Brendan	0	3	0	0	1	2	0	0	0	2
6	Tota, Ed	8	12	3	5	1	1	3	4	1	20
24	Owens, Max	2	11	1	1	2	2	4	2	7	1
00	Eytimov, Vasco	6	10	0	0	1	2	5	10	2	13
22	Curry, Ronald	0	2	0	2	0	0	0	1	3	0
25	Capel, Jason	0	1	0	1	0	0	1	0	0	0
50	Berstick, Brian	2	6	0	0	1	1	2	3	5	0
TEAM											
TOTALS		28		68		9		21		15	

TOTAL FG% 1st Half: 13-30 .433	2nd Half: 15-38 .395	Game: .412	DEADBALL
3-PT. FG% 1st Half: 2-5 .400	2nd Half: 7-16 .438	Game: .429	REBOUNDS
F Throw % 1st Half: 5-6 .833	2nd Half: 4-7 .571	Game: .692	3, 1

OFFICIALS: Rusty Herring, Olandis Poole, Steve Welmer

TECHNICAL FOULS: Weber State - none North Carolina - none

ATTENDANCE: 15,001

SCORE BY PERIODS: 1st 2nd OT1 OT2 OT3 OT4 TOTAL

Weber State 35 41 76

North Carolina 33 41 74

Note: Sellout

## Official Bnscore \*\*\* FINAL \*\*\*

Date: 03-28-98 Site: Alamodome, San Antonio TX

**1998  
FF**

No.	UTAH	Tot FG	3-POINT	FT	FTA	Rebounds	F	TP	A	TO	BLK
		FG	FGA	FGA	FGA	OFF	DEF	TOT			
13	MOSTOLA, Banno	2	9	1	4	6	1	0	1	3	9
11	JENSEN, Alex	3	4	1	1	0	1	4	3	4	7
21	OLEAGA, Michael	6	11	0	1	4	7	0	5	2	16
24	WILLER, Andre	7	15	0	3	2	7	12	14	3	16
34	BANSSEN, Drew	1	1	1	2	2	0	6	6	2	5
03	JACKSON, David	0	2	0	1	0	0	0	0	1	0
11	McTAVISH, Jordie	1	2	1	2	0	0	0	0	1	3
31	JOHNSON, Britton	3	7	1	2	0	0	1	2	1	7
21	GATON, Trace	1	3	0	2	0	0	1	0	0	2
TEAM REBOUNDS (INCLUDED IN TOTALS)											
TOTALS		28		54		5		17		12	

TOTAL FG 1st HALF 11/25 44.0% 2nd HALF 10/25 40.0% GAME 21/50 42.0%	DEADBALL
3-POINT FG 1st HALF 5/13 38.5% 2nd HALF 0/4 0.0% GAME 5/17 29.4%	REBOUNDS 5
FREE THROWS 1st HALF 2/5 40.0% 2nd HALF 10/16 62.5% GAME 12/22 54.5%	

No.	NORTH CAROLINA	Tot FG	3-POINT	FT	FTA	Rebounds	F	TP	A	TO	BLK
		FG	FGA	FGA	FGA	OFF	DEF	TOT			
13	OKULAJA, Ademola	3	8	1	5	0	2	7	5	3	7
33	JAMISON, Antawn	7	19	0	1	0	2	4	8	12	4
04	NDIAYE, Makhtar	0	3	0	0	0	2	1	1	2	5
05	COTA, Ed	1	9	0	4	0	0	1	6	7	8
13	CARTER, Vince	10	16	1	4	0	1	3	2	3	3
03	WILLIAMS, S.	2	12	1	9	2	2	0	2	4	7
00	HAYWOOD, Brendan	1	3	0	0	0	0	1	2	4	8
TEAM REBOUNDS (INCLUDED IN TOTALS)											
TOTALS		37		62		3		23		15	

TOTAL FG 1st HALF 11/36 30.6% 2nd HALF 16/33 48.5% GAME 27/69 39.1%	DEADBALL
3-POINT FG 1st HALF 0/8 0.0% 2nd HALF 3/15 20.0% GAME 3/23 13.0%	Rebounds 1
FREE THROWS 1st HALF 0/2 0.0% 2nd HALF 2/5 40.0% GAME 2/7 28.6%	

OFFICIALS: John Clougherty, Andre Fattillo, Don Rutledge

Technical: None

Attendance: 40,509

COMMENTS: POINTS OFF TURNOVERS

UTAH 8 NORTH CAROLINA 6/UTAH 10 NORTH CAROLINA 13

## OFFICIAL NCAA BASKETBALL BOX SCORE

03-21-98 Greensboro, NC

Licensed To: Wake Forest University

**1998  
E-8**

NO.	PLAYER	FG	FGA	3P	3PA	FT	FTA	OR	DR	TOT	PF	PTS	A	TO	BLK	MIN	
15	Kevin Freeman	F	3	6	0	0	4	4	3	4	7	2	10	0	1	0	38
32	Richard Hamilton	F	5	21	5	14	0	0	0	3	3	1	15	3	2	0	35
43	Jake Voskuil	C	3	4	0	0	0	1	1	2	3	6	1	3	1	1	30
21	Ricky Moore	G	0	3	0	2	1	3	0	1	1	0	1	2	0	1	27
42	Khalid El-Amin	G	10	16	3	7	1	1	1	2	3	4	24	2	1	0	35
34	Souleymane Mane		1	3	0	0	0	0	2	2	4	2	2	0	0	0	10
03	Rashamel Jones		0	1	0	0	0	0	2	0	2	1	0	0	1	0	5
30	Monquencio Hardnett		1	4	0	1	4	6	1	3	4	1	6	4	0	1	17
22	Antric Klaiter		0	0	0	0	0	0	0	0	0	0	0	0	0	0	2
23	Albert Mouring		0	0	0	0	0	0	0	0	0	0	0	0	0	0	1
40	E.J. Harrison	DNP=															
25	Craig Glazer	DNP=															
53	Jeff Cybert	DNP=															





# NCAA TOURNAMENT BOX SCORES

1998 Sweet 16 vs. Michigan State  
1998 2nd Round vs. Charlotte  
1998 1st Round vs. Navy  
1997 National Semifinal vs. Arizona

OFFICIAL NCAA BASKETBALL BOX SCORE 03-19-98 Greensboro, NC  
Licensed To: Wake Forest University

1998  
16

VISITORS: Michigan State 22-8																	
NO.	PLAYER	FG	FGA	3P	3PA	FT	FTA	OR	DR	TOT	PF	PTS	A	TO	BLK	S	MIN
13	Antonio Smith	F	0	4	0	0	4	4	2	5	7	4	4	0	0	0	28
44	Jason Klein	F	2	11	2	8	0	0	0	2	2	2	6	1	0	0	23
34	Andre Hutson	C	2	6	0	0	0	0	1	2	3	4	4	1	0	1	26
12	Mateen Cleaves	G	7	21	2	9	2	3	2	2	4	4	18	5	2	0	39
14	Charlie Bell	G	5	7	2	3	1	1	3	1	4	2	13	2	0	0	25
42	Morris Peterson		3	11	0	3	3	4	3	0	3	3	9	1	2	1	23
55	DuJuan Wiley		2	6	0	0	0	0	2	1	3	2	4	0	0	1	19
11	David Thomas		0	0	0	0	0	0	0	1	1	0	0	0	0	1	7
43	A.J. Branger		0	2	0	2	0	0	1	1	2	1	0	0	0	0	6
20	Steve Cherry		0	0	0	0	0	0	0	0	0	0	0	0	0	0	1
30	Doug Davis		0	0	0	0	0	0	0	0	0	0	0	0	0	0	1
05	Lorenzo Guess		0	0	0	0	0	0	0	0	0	0	0	0	0	0	1
54	Ken Miller		0	0	0	0	0	0	0	0	0	0	0	0	0	0	1
03	Thomas Kelley	DNP															
TEAM										2	2	4			0		
TOTALS			21	68	6	25	10	12	16	17	33	22	58	10	5	3	200
FG 1st (10/29)			34.5	2nd (11/39)		28.2	OT										
3PT 1st (0/10)			0.0	2nd (6/15)		40.0	OT										
FT 1st (4/5)			80.0	2nd (6/7)		85.7	OT										
Game (21/68)			30.9	DEADBALL													
Game (6/25)			24.0	REBOUNDS		2											
Game (10/12)			83.3														

TOTALS		21	68	6	25	10	12	16	17	33	22	58	10	5	3	4	200
FG 1st (10/29)	34.5	2nd (11/39)	28.2	OT						Game (21/68)	30.9	DEADBALL					
3PT 1st (0/10)	0.0	2nd (6/15)	40.0	OT						Game (6/25)	24.0	REBOUNDS	2				
FT 1st (4/5)	80.0	2nd (6/7)	85.7	OT						Game (10/12)	83.3						
HL	North Carolina 33-3																
NO	PLAYER	FG	FGA	3P	3PA	FT	FTA	OR	DR	TOT	PF	PTS	A	TO	BLK	S	MIN
13	Adenola Okulaja	F	0	4	0	1	0	0	2	2	4	4	0	1	1	0	29
15	Vince Carter	F	7	13	0	2	6	8	7	3	10	1	20	0	1	1	31
33	Antawn Jamison	C	7	15	0	0	6	11	5	9	14	2	20	0	0	1	34
03	Shammond Williams	G	7	13	2	6	2	2	1	8	9	1	18	2	4	1	33
05	Ed Cota	G	3	7	0	0	5	6	0	2	2	11	8	3	0	0	33
04	Makhtar Ndoye		2	6	0	1	0	0	4	3	7	3	4	0	2	1	29
35	Brad Frederick		0	0	0	0	0	0	0	0	0	0	0	0	0	0	2
00	Brendan Haywood		0	0	0	0	0	0	1	1	0	0	0	0	0	0	4
50	Brian Bersticker		0	0	0	0	0	0	0	0	0	0	0	0	0	0	1
24	Max Owens		0	0	0	0	0	0	0	0	0	0	0	0	0	0	1
11	Michael Brooker		0	0	0	0	0	0	0	0	0	0	0	0	0	0	1
21	Terrence Newby		0	1	0	0	0	0	0	0	0	0	0	0	0	0	1
22	Scott Williams		0	0	0	0	0	0	0	0	0	0	0	0	0	0	1
TEAM										2	2	4					0
TOTALS			26	59	2	10	19	27	31	30	51	13	73	11	11	4	200
FG 1st (16/34)		47.1	2nd (10/25)	40.0	OT												
3PT 1st (1/6)		16.7	2nd (6/15)	40.0	OT												
FT 1st (5/5)		100.0	2nd (14/22)	63.6	OT												
Game (26/59)		44.1	DEADBALL														
Game (2/10)		20.0	REBOUNDS	4													
Game (19/27)		70.4															

A's chance: 23,235		SCORE BY PERIODS		1	2	OT	OT	OT	FINAL
OFFICIALS:		Michigan State		24	34				58
Tim Higgins		North Carolina		38	35				73
Jim Haney									
R. Greenwood									

OFFICIAL BASKETBALL BOX SCORE -- GAME TOTALS  
NAVY vs NORTH CAROLINA  
3/12/98 12:20 P.M. at HARTFORD CIVIC CENTER HARTFORD, CT

1998  
1st

VISITORS: NAVY 19-11																	1st				
NO.	NAME	TOT-FG					3-PT			REBOUNDS					PF	PTS	A	TO	BLK	S	MIN
		FG	FGA	FG	FGA	FT	FTA	OF	DE	TOT	PF	TP									
15	Sladky, Matt	f	1	4	1	1	0	0	0	1	1	2	2	3	2	3	0	1	1	3	15
35	Booker, Hassan	c	5	13	0	0	0	0	2	3	5	2	2	10	0	2	0	1	1	3	25
21	Williams, Josh	c	1	7	0	0	0	0	2	3	5	2	2	9	1	0	0	0	0	1	3
24	Heary, Michael	g	4	13	1	5	0	1	0	2	2	2	4	1	5	1	0	1	1	2	25
32	Victor, Skip	g	1	7	0	1	2	2	3	3	6	1	1	4	4	2	0	1	1	2	10
03	Hickmon, Terrell		1	4	1	2	0	0	1	0	1	0	1	3	0	0	0	0	0	0	7
05	Skipworth, Reggie		0	1	0	1	1	2	0	0	0	0	0	1	0	0	0	0	0	0	7
10	Schuknecht, Seth		0	2	0	1	0	0	0	0	0	0	0	0	0	0	0	0	0	0	7
30	Totton, Jeremy		0	2	1	2	0	0	0	0	0	0	0	3	0	0	0	0	0	0	7
33	Williams, Chris		2	7	0	2	1	2	1	2	3	3	5	0	2	0	1	1	1	1	10
34	Height, Josh		0	0	0	0	0	0	0	0	0	0	0	0	0	0	0	0	0	0	7
42	Reeder, Robert		0	0	0	0	0	0	0	0	0	0	0	0	0	0	0	0	0	0	7
45	Williams, John		0	0	0	0	0	0	0	0	0	0	0	0	1	0	0	0	0	0	7
55	Lookabill, Ryan		3	9	2	5	0	0	0	2	2	3	8	0	0	0	1	1	1	1	15
55	Savane, Sitapha		1	4	0	0	0	0	1	0	1	2	2	0	0	0	0	0	0	1	1
TEAM																					
TOTALS			20	74	6	20	6	10	12	21	33	19	52	9	12	0	7	20	0	0	0
TOTAL FG 1st Half: 11-35		.314	2nd Half: 9-39		.231	Game: .270		DEADBALL													
3-PT FG 1st Half: 4-7		.571	2nd Half: 2-3		.667	Game: .500		REBOUNDS		8											
F Throw % 1st Half: 4-7		.571	2nd Half: 2-3		.667	Game: .600															

TOTAL FG% 1st Half: 11-35		.314	2nd Half: 9-39		.231	Game: .270	DEADBALL						
3-PT. FG% 1st Half: 2-5		.400	2nd Half: 4-13		.308	Game: .300	REBOUND:						
F Throw % 1st Half: 4-7		.571	2nd Half: 4-5		.667	Game: .600	4						
HOME TEAM: NORTH CAROLINA 31-3													
No.	N A M E	TOT-FG	3-PT	REBOUNDS				PF	TP	A TO	BLK	S MI	
		FG	FGA	PG	FGA	FT	FTA	OF	DE	TOT			
13	Okulaja, Adenola	f	1	7	1	5	0	4	1	3	4	0	3
33	Jamison, Antawn	c	8	15	0	0	1	4	6	8	14	2	17
*4	Ndoye, Makhtar	c	4	7	0	0	5	6	3	6	9	3	13
	Williams, Shammond	G	5	9	1	3	4	4	0	2	2	0	15
	Carter, Vince	G	8	15	1	1	3	2	1	3	4	4	14
00	Haywood, Brendan		0	2	0	0	2	2	0	4	4	1	2
05	Cota, Ed		5	10	2	3	0	0	2	3	5	0	12
11	Brooker, Michael		1	1	1	1	2	2	0	1	1	0	5
21	Newby, Terrence		1	2	1	1	2	0	0	1	1	0	3
22	Williams, Scott		0	0	0	0	0	0	0	0	0	0	1
24	Owens, Max		1	1	0	0	0	0	0	0	1	1	0
35	Frederick, Brad		0	0	0	0	0	0	0	0	0	0	0
50	Bersticker, Brian		0	1	0	0	0	0	0	3	3	0	2
TEAM										2	6	8	
TOTALS			32	63	7	14	17	28	15	42	57	11	88
TOTAL FG% 1st Half: 14-28		.500	2nd Half: 16-35		.454	Game: .508	DEADBALL						
3-PT. FG% 1st Half: 2-6		.333	2nd Half: 5-8		.625	Game: .500	REBOUND						
F Throw % 1st Half: 8-13		.615	2nd Half: 9-15		.600	Game: .607	6						
OFFICIALS: Tom Harrington, George Evans, Eric Harmon													
TECHNICAL FOULS:													
NAVY		- none											
NORTH CAROLINA		none											
ATTENDANCE:													
SCORE BY PERIODS:													
NAVY		1st	2nd	OT1	OT2	OT3	OT4	TOTAL					
		18	42					60					
NORTH CAROLINA		18	50					68					





# NCAA TOURNAMENT BOX SCORES

1997 Elite 8 vs. Louisville  
1997 Sweet 16 vs. California  
1997 2nd Round vs. Colorado  
1997 1st Round vs. Fairfield

1997  
E-8

## SPECIAL BASKETBALL BOX SCORE -- GAME TOTALS

AT CARRIER DOME

VISITOR: NORTH CAROLINA (26-6)														
NO.	NAME	TOT-FG	3-PT	REBOUNDS	FT	FTA	OF	DE	TOT	PF	TP	A	TO	BLK
13	OKULAJA, ADEMOLA	5	7	1	0	0	2	3	5	2	11	0	0	2
33	JAMISON, ANTON	6	11	0	0	3	2	4	6	3	15	1	1	0
45	ZWIKKER, SERGE	5	9	0	0	3	4	5	8	3	13	0	8	2
03	WILLIAMS, SHAMMOND	6	13	4	7	6	7	1	2	2	22	6	2	0
15	CARTER, VINCE	6	10	1	3	5	6	2	5	7	1	18	5	1
04	NDIAYE, MAKHTAR	0	0	0	0	1	2	0	1	1	1	0	0	0
05	COTA, ED	4	6	0	1	5	6	1	2	3	2	13	9	4
14	SULLIVAN, RYAN	0	0	0	0	0	0	0	0	0	0	0	0	0
22	TYNDALL, WEBB	0	0	0	0	2	3	0	1	0	2	1	0	0
24	MCNARY, CHARLIE	0	0	0	0	0	0	0	0	0	0	0	0	0
35	FREDERICK, BRAD	0	1	0	1	0	0	0	0	0	0	0	0	0
54	EVTIMOV, VASCO	1	2	0	1	0	0	0	0	0	1	2	0	0
TEAM REBOUNDS		33	59	6	12	25	10	13	26	39	15	27	23	12
TOTALS		33	59	6	12	25	10	13	26	39	15	27	23	12

TOTAL FG% 1st Half: 20-32	.625	2nd Half: 13-27	.481	Game: .559	DEADBALL
3-PT. FG% 1st Half: 5-6	.833	2nd Half: 1-5	.200	Game: .500	REBOUNDS
F Throw % 1st Half: 9-11	.818	2nd Half: 16-19	.842	Game: .833	2

## VISITOR: LOUISVILLE (25-9)

NO.	NAME	TOT-FG	3-PT	REBOUNDS	FT	FTA	OF	DE	TOT	PF	TP	A	TO	BLK
2	JOHNSON, NATE	1	3	0	0	0	0	0	0	0	5	12	1	0
30	DANTIEL, CAMION	1	4	7	0	1	2	3	5	4	10	4	3	0
44	SANDERS, ALEX	0	8	15	5	1	2	3	6	2	20	2	4	0
05	SIMS, ALVIN	0	1	0	1	4	2	5	1	3	4	11	1	0
32	WHEAT, DEJUAN	2	11	2	11	0	0	1	1	2	1	6	8	1
03	WILLIAMS, TONY	1	7	1	5	0	0	1	1	2	4	3	0	0
04	JOHNSON, JERRY	0	0	0	0	0	0	0	0	0	0	0	0	0
12	ARKIDGE, MATT	0	0	0	0	0	0	0	0	0	0	0	0	0
11	PIEDY, BU	0	16	4	8	0	0	0	0	2	1	3	12	0
33	JOHNSON, ERIC	0	2	0	0	0	0	0	0	0	0	0	0	0
24	ARMER, CRAIG	0	0	0	0	0	0	0	0	0	0	0	0	0
33	SMITH, BEAU	0	0	0	0	0	0	0	0	0	0	0	0	0
TEAM REBOUNDS		26	59	11	34	11	16	21	16	37	26	74	17	16
TOTALS		26	59	11	34	11	16	21	16	37	26	74	17	16

TOTAL FG% 1st Half: 10-32	.313	2nd Half: 16-37	.433	Game: .377	DEADBALL
3-PT. FG% 1st Half: 5-15	.333	2nd Half: 6-19	.316	Game: .324	REBOUNDS
F Throw % 1st Half: 8-10	.800	2nd Half: 3-6	.500	Game: .668	1

## OFFICIALS: CURTIS SHAW, JOHN CHAMILL, STAN REYNOLDS

TECHNICAL FOULS:

NORTH CAROLINA - none

LOUISVILLE - none

ATTENDANCE: 30,230

RE BY PERIODS:

NORTH CAROLINA 54 43 0 0 0 0 97

LOUISVILLE 33 41 0 0 0 0 74

COMMENTS: 1997 NCAA EAST REGIONAL FINAL

1997  
16

## SPECIAL BASKETBALL BOX SCORE -- GAME TOTALS

AT CARRIER DOME

HOME TEAM: CALIFORNIA (23-9)														
NO.	NAME	TOT-FG	3-PT	REBOUNDS	FT	FTA	OF	DE	TOT	PF	TP	A	TO	BLK
04	GRIGSBY, ALFRED	1	3	10	0	0	4	4	3	7	3	10	0	2
34	GONZALEZ, TONY	1	4	0	0	0	2	6	1	4	5	1	4	0
44	STEWART, MICHAEL	0	6	0	0	1	3	3	4	7	2	9	0	1
23	DUCK, RANDY	0	6	13	3	7	0	1	1	3	4	15	6	2
32	MCGRUDER, PRENTICE	0	4	0	4	0	0	1	5	6	2	0	7	2
14	MCQUEEN, ANWAR	3	9	2	8	0	0	1	2	3	3	8	2	1
40	MARKE, SEAN	4	7	3	4	0	0	0	2	2	1	11	0	0
54	JONES, KENYON	0	0	0	0	0	0	0	0	0	0	0	0	0
TEAM REBOUNDS		21	55	8	23	7	14	12	25	37	16	57	16	4
TOTALS		21	55	8	23	7	14	12	25	37	16	57	16	4

TOTAL FG% 1st Half: 10-26	.385	2nd Half: 11-29	.379	Game: .382	DEADBALL
3-PT. FG% 1st Half: 2-9	.222	2nd Half: 6-14	.429	Game: .348	REBOUNDS
F Throw % 1st Half: 4-6	.667	2nd Half: 3-8	.375	Game: .500	1

## HOME TEAM: NORTH CAROLINA (27-6)

NO.	NAME	TOT-FG	3-PT	REBOUNDS	FT	FTA	OF	DE	TOT	PF	TP	A	TO	BLK
13	OKULAJA, ADEMOLA	1	2	4	1	2	0	0	1	5	6	3	5	1
33	JAMISON, ANTON	1	8	15	0	0	5	8	1	7	8	2	21	1
45	ZWIKKER, SERGE	0	2	8	0	0	2	2	8	10	4	6	1	2
03	WILLIAMS, SHAMMOND	0	4	8	4	7	0	0	0	2	2	0	12	3
15	CARTER, VINCE	0	10	2	4	2	3	0	3	3	2	14	0	0
04	NDIAYE, MAKHTAR	0	0	0	0	0	0	0	0	0	0	0	0	0
05	COTA, ED	1	4	1	1	2	5	0	2	2	1	5	8	0
TEAM REBOUNDS		22	49	8	14	11	17	6	28	34	14	53	14	2
TOTALS		22	49	8	14	11	17	6	28	34	14	53	14	2

TOTAL FG% 1st Half: 11-24	.458	2nd Half: 11-25	.440	Game: .449	DEADBALL
3-PT. FG% 1st Half: 4-8	.500	2nd Half: 6-14	.429	Game: .571	REBOUNDS
F Throw % 1st Half: 2-2	1.000	2nd Half: 8-15	.533	Game: .647	2

## OFFICIALS: JIM BURR, MIKE POOTH, PAUL JANSEN

TECHNICAL FOULS:

CALIFORNIA - none

NORTH CAROLINA - none

ATTENDANCE: 30,617

SCORE BY PERIODS:

CALIFORNIA 26 31 0 0 0 0 57

NORTH CAROLINA 28 35 0 0 0 0 63

COMMENTS: 1997 NCAA EAST REGION SEMI-FINAL

1997  
2nd

## NCAA BASKETBALL BOX SCORE 03-15-97 Winston-Salem, NC

At Wake Forest University

VS: Colorado 22-10

NO.	NAME	TOT-FG	3-PT	REBOUNDS	FT	FTA	OF	DE	TOT	PF	TP	A	TO	BLK
13	Okulaja	5	10	1	5	0	1	4	5	7	0	2	1	0
30	Fred Moore	1	8	14	0	0	2	5	3	3	6	3	0	0
22	Ronnie Degray	0	1	16	9	0	1	0	1	1	3	0	1	0
04	Chauncey Billups	0	1	1	1	0	0	0	0	0	0	0	0	0
10	Will Smith	1	1	1	0	0	0	0	0	0	0	0	0	0
05	Howard Frier	1	3	0	0	0	0	1	2	3	1	2	5	1
13	Charlie Melvin	1	3	0	0	0	0	3	3	1	1	0	1	0
45	Dennis Griffin	2	3	0	0	0	0	1	1	2	3	4	0	0
42	Greg Jensen	1	3	0	2	0	0	1	1	2	0	2	1	0
15	Rick Brownstein	0	0	0	0	0	0	0	0	0	0	0	0	0
21	Deven Elchris	1	1	0	0	0	0	0	0	0	0	0	0	0
12	Marlon Hughes	1	3	0	1	0	0	0	0	0	0	0	0	0
11	Josh Townsend	DNP												
TEAM														
TOTALS		25	62	3	18	3	10	8	23	31	22	56	11	10

FG 1st (14/31)	45.2	2nd (11/31)	35.5	OT	Game (25/62)	40.3	DEADBALL
3PT 1st (3/12)	25.0	2nd (0/6)	0.0	OT	Game (3/18)	16.7	REBOUNDS
FT 1st (0/0)	0.0	2nd (3/10)	30.0	OT	Game (3/10)	30.0	

## HOME: North Carolina 25-6

NO.	NAME	TOT-FG	3-PT	REBOUNDS	FT	FTA	OF	DE	TOT	PF	TP	A	TO	BLK
13	Ademola Okulaja	5	3	2	3	4	5	3	8	11	4	12	4	0
33	Anton Jamison	7	21	0	0	5	8	8	16	2	19	0	3	0
45	Serge Zwicker	2	12	0	0	2	3	4	7	11	4	6	4	1
03	Shammond Williams	6	14	1	8	2	4	1	0	1	1	15	2	0
15	Vince Carter	6	1	3	0	1	0	0	1	1	6	2	1	0
05	Ed Cota	6	7	2	2	2	2	1	5	6	1	16	5	4
04	Makhtar Ndiaye	1	2	0	0	0	0	0	0	0	0	0	0	0
34	Charlie McNaury	0	1	0	0	0	0	0	0	0	0	0	0	0
14	Ryan Sullivan	0	0	0	0	0	0	0	0	0	0	0	0	0
21	Terrence Newby	0	0	0	0	1	2	1	0	1	0	0	0	0
35	Brad Frederick	0	0	0	0	0	0	0	0	0	0	0	0	0
22	Webb Tyndall	0	0	0	0	0	0	0	0	0	0	0	0	0
54	Vasco Evtimov	0	0	0	0	0	0	1	0	0	0	0	0	0
11	Michael Brooker	DNP												
TEAM														
TOTALS		26	65	6	14	16	24	20	32	52	13	73	12	15

FG 1st (14/ 38)	36.8	2nd (12/ 27)	44.4	OT	Game (26/ 65)	40.0	DEADBALL
3PT 1st ( 2/  8)	25.0	2nd ( 3/  6)	50.0	OT	Game ( 5/ 14)	35.7	REBOUNDS 5
FT 1st ( 0/  1)	0.0	2nd (16/ 23)	69.6	OT	Game (16/ 24)	66.7	





# NCAA TOURNAMENT BOX SCORES

1996 2nd Round vs. Texas Tech  
1996 1st Round vs. New Orleans  
1995 National Semifinal vs. Arkansas  
1995 Elite 8 vs. Kentucky

## OFFICIAL BASKETBALL BOX SCORE -- GAME TOTALS

NORTH CAROLINA vs TEXAS TECH UNIVERSITY  
2/7/96 2:47 PM at RICHMOND, VA

1996  
2nd

VISITORS: NORTH CAROLINA (21-11)

No.	NAME	TOT-PG		3-PT		FG		FGA		FT		FTA		REBOUNDS		PF		TP		A TO BLK		S MIN	
		F	G	F	G	F	G	F	G	F	G	F	G	OF	DE	TOT	PF	TP	A	TO	BLK	S	MIN
1	OKULAJA, ADEMOLA	2	6	0	3	2	2	1	2	3	2	6	1	1	0	1	31		1	1	0	0	32
3	JAMISON, ANTAWN	7	10	0	0	2	5	3	5	8	3	16	1	2	2	1	35		2	2	0	0	23
4	ZWIKKER, SERGE	0	3	0	0	2	2	3	3	6	2	2	1	0	0	0	22		0	0	0	0	15
5	MCINNIS, JEFF	8	20	3	9	0	0	2	1	3	3	19	2	1	0	0	34		2	1	0	0	30
24	CALABRIA, DANTE	3	11	0	4	2	2	0	2	3	8	6	4	0	1	1	37		4	0	1	0	24
03	WILLIAMS, SHAMMOND	2	5	2	4	1	3	1	1	2	4	7	0	1	0	1	18		0	1	0	0	2
04	NEAL, DAVID	0	0	0	0	0	0	0	0	0	0	0	0	0	0	0	1		1	0	0	0	1
14	SULLIVAN, RYAN	0	0	0	0	0	0	0	0	0	0	0	0	0	0	0	1		0	0	0	0	1
15	CARTER, VINCE	4	7	2	4	2	2	1	0	1	4	12	1	0	0	0	17		0	0	0	0	17
22	TINDALL, WEBB	0	0	0	0	0	0	0	0	0	0	0	0	0	0	0	1		0	0	0	0	1
34	MCNALLY, CHARLIE	0	0	0	0	1	2	0	1	1	1	1	0	0	0	0	1		0	0	0	0	1
40	GETH, ED	1	2	0	1	0	0	0	0	0	0	2	0	0	0	0	1		0	0	0	0	1
44	LYNN, CLYDE	0	1	0	1	0	0	0	0	0	0	0	0	0	0	0	1		0	0	0	0	1
TEAM REBOUNDS																							
TOTALS		27		65		7		26		12		18		16		17		33		13		10	

TOTAL FG% 1st Half: 12-27 .444	2nd Half: 15-36 .395	Game: .418	DEADBALL
3-Pt. FG% 1st Half: 2-7 .286	2nd Half: 5-19 .263	Game: .269	REBOUNDS
F Throw % 1st Half: 6-7 .857	2nd Half: 8-11 .727	Game: .667	3

HOME TEAM: TEXAS TECH UNIVERSITY (30-1)

No.	NAME	TOT-PG				3-PT				REBOUNDS				PF	TP	A	TO	BLK	S	MIN					
		F	G	FGA	FGT	F	G	FGA	FT	F	G	REB	PF												
20	HAM, DARVIN	7	7	0	0	3	3	0	3	2	14	2	1	0	0	29									
1	SASSER, JASON	10	13	4	6	4	0	3	3	2	27	4	4	0	0	37									
4	BATTIE, TONY	4	7	1	2	7	10	1	13	14	3	16	0	0	2	1	34								
00	SMITH, KOY	3	8	3	6	4	5	0	2	2	3	13	5	1	0	1	29								
13	MARTIN, JASON	0	2	0	1	3	4	1	3	4	3	3	10	1	0	2	39								
05	BARNES, BROCK	0	1	0	1	0	0	0	0	0	0	0	0	0	0	0	1								
12	JONES, DEUCE	0	0	0	0	0	0	0	0	0	0	0	0	0	0	0	1								
15	BONENITZ, STANLEY	0	1	0	1	0	0	0	0	0	0	0	0	0	0	0	1								
21	CARR, CORY	6	12	4	9	3	4	0	2	2	2	19	1	2	0	0	22								
32	COOPER, GIONET	0	0	0	0	0	0	0	0	0	0	3	0	1	0	0	6								
42	ROBERTS, Da'MON	0	0	0	0	0	0	0	0	1	1	0	0	0	0	1	0								
TEAM REBOUNDS																									
TOTALS		30				51				12				26				20				30			

TOTAL FG% 1st Half: 17-31 .548	2nd Half: 13-20 .650	Game: .588	DEADBALL
3-Pt. FG% 1st Half: 8-17 .471	2nd Half: 4-9 .444	Game: .462	REBOUNDS
F Throw % 1st Half: 2-6 .333	2nd Half: 18-24 .750	Game: .667	6

OFFICIALS: TIM HIGGINS, FRANK BOSONE, GENE MONJE

TECHNICAL FOULS:

NORTH CAROLINA - none

TEXAS TECH UNIVERSITY - none

ATTENDANCE: 11,859

SCORE BY PERIODS: 1st 2nd OT1 OT2 OT3 OT4 TOTAL

NORTH CAROLINA 32 41 73

TEXAS TECH UNIVERSITY 44 48 92

REMARKS: FIRST TIME TEXAS TECH HAS WON TWO GAMES

IN NCAA TOUR; BATTIE 8TH "DO"

## OFFICIAL BASKETBALL BOX SCORE -- GAME TOTALS

NEW ORLEANS vs NORTH CAROLINA  
3/15/96 10:10 P.M. at RICHMOND COLISEUM, RICHMOND, VA

1996  
1st

VISITORS: NEW ORLEANS (21-9)

No.	NAME	TOT-PG		3-PT		FG		FGA		FT		FTA		REBOUNDS		PF		TP		A TO BLK		S MIN	
		F	G	F	G	F	G	F	G	F	G	F	G	OF	DE	TOT	PF	TP	A	TO	BLK	S	MIN
01	JMS, LEWIS	6	14	3	5	0	0	2	5	7	2	15	3	1	0	0	32		2	1	0	0	32
42	DOUGLAS, JAMES	6	11	0	0	3	6	1	6	7	3	15	0	0	0	0	23		0	0	0	0	23
23	GARNER, GEVON	0	1	0	0	0	0	0	0	1	1	4	0	0	0	0	15		0	0	0	0	15
03	GARRIS, TYRONE	7	12	2	3	1	1	0	2	2	2	17	3	1	0	1	30		3	1	0	1	30
12	WRIGHT, JASON	0	3	0	2	0	0	0	0	0	0	0	0	0	0	0	24		0	3	1	0	24
04	JOHNSON, KWAN	1	4	0	1	2	2	0	3	3	2	4	2	0	0	1	24		2	4	2	0	24
10	CHAVIS, JOE	0	1	0	0	0	0	1	0	1	0	0	0	0	0	0	2		0	1	0	0	2
20	SPIVEY, JERMAINE	1	4	0	2	0	0	0	0	0	0	0	0	0	0	0	10		2	2	0	1	10
21	LONG, SEAN	1	3	1	3	0	0	1	0	1	1	3	0	0	0	0	6		1	3	0	0	6
24	BROWN, COREY	2	4	0	2	0	0	0	1	1	1	4	3	1	0	0	12		4	3	1	0	12
52	SEIGLE, ANDY	1	3	0	0	0	0	1	0	1	2	2	9	1	0	0	6		2	9	1	0	6
TEAM REBOUNDS																							
TOTALS		25		60		6		18		6		9		8		19		27		62		13	

TOTAL FG% 1st Half: 10-28 .357	2nd Half: 15-32 .469	Game: .417	DEADBALL
3-Pt. FG% 1st Half: 3-9 .333	2nd Half: 3-9 .333	Game: .333	REBOUNDS
F Throw % 1st Half: 2-4 .500	2nd Half: 4-8 .500	Game: .667	1

HOME TEAM: NORTH CAROLINA (21-9)

NO.		NAME		TOT-PG		3-PT		REBOUNDS												PF		TP		A TO		BLK S		MIN	
		F	G	F	G	F	G	FT	A	OF	DE	TOT	PF	TP															
13	OKULAJA, ADEMOLA	4	5	2	2	0	0	0	3	3	2	10	1	0	0	0	26		1	1	0	0	26						
33	JAMISON, ANTAWN	4	8	0	0	2	5	6	4	10	2	10	1	1	1	2	31		1	1	0	2	31						
44	ZWIKKER, SERGE	6	15	0	0	1	1	5	4	9	2	13	0	0	2	0	29		0	0	0	0	29						
2	MCINNIS, JEFF	9	15	5	9	4	4	0	5	5	1	25	11	5	0	2	35		0	1	0	0	35						
24	CALABRIA, DANTE	4	9	2	6	2	3	2	3	5	1	12	2	0	0	1	34		2	0	0	0	34						
03	WILLIAMS, SHAMMOND	0	2	0	1	2	2	0	4	4	1	3	0	0	0	0	16		0	0	0	0	16						
04	NEAL, DAVID	0	0	0	0	0	0	0	0	0	0	0	0	0	0	0	1		0	0	0	0	1						
14	SULLIVAN, RYAN	0	0	0	0	0	0	0	0	0	0	0	0	0	0	0	1		0	0	0	0	1						
15	CARTER, VINCE	3	10	1	4	0	0	4	4	8	0	7	2	1	1	0													
22	TINDALL, WEBB	0	0	0	0	0	0	0	0	0	0	0	0	1	0	0	1		0	0	0	0	1						
34	MCNAIRY, CHARLIE	1	1	0	0	0	0	0	0	0	0	2	1	0	0	0	1		0	0	0	0	1						
40	GETH, ED	1	1	0	0	0	0	0	0	0	0	2	0	0	0	0	1		0	0	0	0	1						
44	LYNN, CLYDE	0	0	0	0	0	0	0	0	0	0	2	0	0	0	0	1		0	0	0	0	1						
TOTAL REBOUNDS.....									17	29		8	03	18	8	4	5												





# NCAA TOURNAMENT BOX SCORES

1995 Sweet 16 vs. Georgetown  
1995 2nd Round vs. Iowa State  
1995 1st Round vs. Murray State  
1994 2nd Round vs. Boston College

OFFICIAL NCAA BASKETBALL BOX SCORE Date: 3/23/95 Arena: Birmingham-Jefferson Civic Center

1995  
16

GEORGETOWN (21-10)		Total FG		3-Point		Rebounds		PF		TP		A		BLK		S		MIN	
No.	Player	FG	FGA	3P	3PA	FT	FTA	OR	DR	TOT	PF	TP	A	TO	BLK	S	MIN		
10	G. Hamilton-F	7	15	0	0	4	5	3	3	11	3	18	2	0	1	2	31		
42	Jerome Williams-F	6	9	0	0	4	6	4	6	10	2	16	1	1	0	0	30		
52	Don Reed-C	0	2	0	0	1	2	2	3	5	3	1	0	2	0	2	11		
4	Jann Jacques-G	1	9	0	3	0	0	1	2	3	1	2	1	0	0	0	28		
3	Allen Iverson-G	8	20	2	4	6	9	3	6	6	5	24	3	4	0	0	35		
10	Eric Myers	0	2	0	0	0	0	0	0	0	0	0	0	1	0	0	4		
11	Irvn Church	1	5	1	3	0	0	1	0	1	0	3	0	0	0	1	14		
13	Brendan Gaughan	0	0	0	0	0	0	0	0	0	0	0	0	0	0	0	0		
22	Soubcar Aw	0	5	0	0	0	0	0	0	0	2	5	4	0	2	1	21		
25	Jerry Nichols	0	0	0	0	0	0	0	0	0	0	0	0	0	0	0	1		
32	Kevin Miller	0	2	0	0	0	0	0	0	0	0	0	0	0	0	0	1		
34	James Reed	0	0	0	0	0	0	0	0	0	0	0	0	0	0	0	1		
44	Chris Dia	0	0	0	0	0	0	0	0	0	0	0	0	0	0	0	1		
55	Jamir White	0	0	0	0	0	0	0	0	0	0	0	0	0	0	0	2		
TEAM REBOUNDS (included in Totals)		23		69		12		15		22		45		18		64		9	
TOTALS		23		69		12		15		22		45		18		64		9	
TOTAL FG%: 1st Half		10/37 (27.0)		2nd Half		13/32 (40.6)		Game 23/69 (33.3)		Deadball		rebound		4					
3-PT FG%: 1st Half		0/4 (0.0)		2nd Half		3/8 (37.5)		Game 3/12 (25.0)											
FT%: 1st Half		6/9 (66.7)		2nd Half		6/13 (69.2)		Game 15/22 (68.2)											

N. CAROLINA (27-5)		Total FG		3-Point		Rebounds		PF		TP		A		BLK		S		MIN	
No.	Player	FG	FGA	3P	3PA	FT	FTA	OR	DR	TOT	PF	TP	A	TO	BLK	S	MIN		
24	Dante Calabria-F	3	5	2	4	0	0	2	4	6	3	8	1	3	0	0	34		
42	Stackhouse-F	9	9	0	0	2	5	3	4	7	1	12	4	2	3	1	35		
30	R. Wallace-C	10	13	0	0	2	4	6	8	12	4	22	0	1	8	1	31		
8	Jeff McInnis-F	1	8	0	0	4	1	2	3	5	3	4	2	0	1	1	32		
21	D. Williams-G	6	14	4	9	4	6	0	2	2	20	2	3	0	0	0	34		
3	Pat Sullivan	0	2	0	1	2	2	1	0	1	0	2	1	0	0	0	8		
4	David Neal	0	0	0	0	0	0	0	0	0	0	0	0	0	0	0	0		
14	Ryan Sullivan	0	0	0	0	0	0	0	0	0	0	0	0	0	0	0	0		
15	S. Williams	0	0	0	0	0	0	0	0	0	0	0	0	0	0	0	0		
22	Pearce Landry	1	6	1	5	0	0	2	3	5	3	3	1	1	1	1	17		
34	Charlie McNairy	0	0	0	0	0	0	0	0	0	0	0	0	0	0	0	0		
40	Ed Geth	0	0	0	0	0	0	0	0	0	0	0	0	0	0	0	0		
44	Clyde Lynn	0	0	0	0	0	0	0	0	0	0	0	0	0	0	0	0		
45	Serge Zwikker	1	2	0	0	0	0	0	1	1	2	2	0	0	1	0	8		
50	Octavus Barnes	0	0	0	0	0	0	0	0	0	0	0	0	0	0	0	0		
TEAM REBOUNDS (included in Totals)		27		89		7		24		13		21		18		25		41	
TOTALS		27		89		7		24		13		21		18		25		41	
TOTAL FG%: 1st Half		13/21 (61.9)		2nd Half		14/29 (48.3)		Game 27/69 (39.3)		Deadball		rebound		3					
3-PT FG%: 1st Half		6/16 (37.5)		2nd Half		1/9 (11.1)		Game 7/24 (29.2)											
FT%: 1st Half		3/4 (75.0)		2nd Half		10/17 (58.8)		Game 13/21 (61.9)											

Technical fouls: None  
Attendance: 7,440  
Officials: Tom Herrington, Paul Janssen, Mike Sabers

SCORE BY PERIODS	1ST	2ND	OT	FINAL
GEORGETOWN	30	30		64
NORTH CAROLINA	35	39		74

OFFICIAL NCAA BASKETBALL BOX SCORE 03-19-95 Tallahassee, FL  
Licensed To: Florida State

FINAL BOX

1995  
2nd

VISITORS: Iowa State 23-11																	
NO	PLAYER	FG	FGA	3P	3PA	FT	FTA	OR	DR	TOT	PF	PTS	A	TO	BLK	S	MIN
1	James Hamilton	F	1	2	0	0	0	0	3	6	9	3	2	0	1	0	27
53	Hurt Beechum	F	4	12	3	10	0	0	0	1	1	0	11	3	0	0	32
40	Loren Meyer	C	6	12	0	0	3	4	3	1	4	3	15	0	4	0	26
10	Jarcy Holloway	G	1	1	0	0	0	0	0	2	2	1	2	5	1	0	33
32	Fred Holberg	G	5	15	2	10	0	0	0	4	4	1	12	0	3	0	39
03	Joe Modderman		0	0	0	0	0	0	0	0	0	0	0	0	0	0	1
04	Derrick Hayes		0	3	0	1	0	0	0	0	0	2	0	1	0	0	8
05	Jason Kiebreough		0	0	0	0	0	0	0	0	0	1	0	1	3	0	7
13	Joe Hebert	DNP															
22	Sean Jackson		0	0	0	0	0	0	0	0	0	0	0	0	0	0	2
30	David Hickman	DNP															
42	Julius Michalik		4	9	0	2	1	2	0	1	1	2	9	3	1	0	25
	TEAM							3	1	4				1			
<hr/>																	
TOTALS			21	54	5	23	4	6	9	16	25	13	51	12	15	0	8 200

FG 1st (11/ 26)	42.0	2nd (10/ 28)	35.7	OT	Game (21/ 54)	35.9	DEADBALL															
3PT 1st (3/ 11)	27.3	2nd (2/ 12)	16.7	OT	Game (5/ 23)	21.7	REBOUNDS 4															
FT 1st (6/ 9)	0.0	2nd (4/ 6)	66.7	OT	Game (4/ 6)	66.7																
HOME: North Carolina 26-5																						
NO PLAYER FG FGA 3P 3PA FT FTA OR DR TOT PF PTS A TO BLK S MIN																						
1	Jerry Stackhouse	F	4	8	3	5	4	4	0	4	4	15	2	7	1	1	32					
1	Dante Calabria	F	5	9	3	5	0	0	2	2	1	13	2	0	0	0	35					
30	Rashad Wallace	C	3	7	0	0	1	2	3	4	7	3	7	1	1	1	31					
21	Donald Williams	G	6	12	2	3	1	2	1	1	2	0	15	2	0	0	36					
05	Jeff McInnis	G	4	10	0	4	0	1	7	8	2	8	1	2	0	0	33					
03	Pat Sullivan	4	4	0	0	0	0	1	3	4	0	8	1	1	1	1	15					
04	David Neal	1	1	0	0	0	0	1	0	1	0	2	0	0	0	0	0					
15	Shamond Williams	DNP																				
22	Pearce Landry	2	3	1	1	0	0	0	0	1	1	0	5	0	4	0	16					
34	Charlie McNairy	0	0	0	0	0	0	0	0	0	0	0	0	0	0	0	0					
40	Ed Geth	DNP																				
44	Clyde Lynn	0	0	0	0	0	0	0	0	0	0	0	0	0	0	0	0					
45	Serge Zwikker	0	1	0	0	0	0	0	0	0	1	0	0	0	0	0	3					
50	Octavus Barnes	0	1	0	1	0	0	0	0	0	0	0	0	0	0	0	0					
TEAM								4	2	6												
TOTALS								29	56	9	19	6	9	11	24	35	11	73	9	15	3	200
FG 1st (11/ 22)	50.0	2nd (18/ 34)	52.9	OT	Game (29/ 56)	51.8	DEADBALL															
3PT 1st (3/ 7)	42.9	2nd (6/ 12)	50.0	OT	Game (9/ 19)	47.4	REBOUNDS															
FT 1st (2/ 2)	100.0	2nd (4/ 7)	57.1	OT	Game (6/ 9)	66.7																





1994 1st Round vs. Liberty  
1993 National Championship vs. Michigan  
1993 National Semifinal vs. Kansas  
1993 Elite 8 vs. Cincinnati

**1994**  
**1st**

**1993  
FF**

OFFICIAL NCAA BASKETBALL BOX SCORE Date: 3/18/94 Site: Landover, MD

VISITORS (Last name, first) (Indicate starters by position or with an asterisk):

No.	Liberty University	(18-20)	Total pts	3pt %	Rebounds pts	FT	FTA	Rebounds Off	Def	Pf	TP	A	TO	BLK	STL
05	WILLIAMS, Darryll	f	3	11	1	5	0	2	4	2	7	5	2	0	1
05	CHAPMAN, Jody	f	4	7	3	5	0	1	4	5	2	11	1	2	0
02	DIZON, Jason	c	1	4	0	0	2	2	5	6	2	4	0	2	2
10	TOOMER, Chris	t	2	10	1	6	0	3	0	3	3	5	3	0	1
20	HILDEBRAND, Matt	g	6	16	5	13	3	4	1	0	1	2	20	5	5
00	ALUMNA, Peter		2	7	0	0	0	0	6	6	4	4	0	1	3
03	TAYLOR, Barry		0	4	0	4	0	0	0	0	0	0	0	0	0
04	POTHOVEN, Eric		0	2	0	0	0	1	0	1	1	0	0	1	0
21	ANTHONY, Brett		0	0	0	0	0	0	0	0	0	0	2	0	0
32	BENTON, Kevin		0	0	0	0	0	0	0	0	0	0	0	0	0
33	HUNTER, Darrius		0	1	0	1	0	0	0	0	0	0	0	0	0
									2	1	3				
TEAM REBOUNDS (included in Totals)															
TOTALS		18	62	10	34	5	6	11	20	51	18	51	14	15	5

TOTAL FG%: 1st half	9-28 .321	2nd half	9-34 .265	Game	.290	Deadball	
3-PT FG%: 1st half	4-17 .235	2nd half	5-17 .294	Game	.274	rebounds	0
FT%: 1st half	4-4 1.000	2nd half	1-2 .500	Game	.333		

HOME (last name, first) indicate starters by position or with an asterisk(s)

HOME (Last name, first) (Indicate starters by position or with an asterisk)

No	North Carolina (28-6)	Team No		Score		Rebounds		PF	TP	A	TO	BLK	S	MIN			
		F/S	YGR	TRG	FGA	FT	FTA								OR	DR	
30	WALLACE, Rashad	F	7	13	0	0	4	2	8	0	3	18	0	0	1	28	
31	RESE, Brian	F	1	5	0	1	0	0	2	2	0	2	0	0	0	14	
00	MONTEROSS, Eric	C	8	12	0	0	1	3	7	0	2	17	0	1	1	31	
14	PHILIPS, Derrick	G	2	4	1	1	5	1	2	3	0	9	4	6	0	33	
21	WILLIAMS, Donald	G	3	11	0	1	0	1	2	3	1	10	1	0	0	38	
04	DAVIS, Larry	F	1	1	0	0	0	0	0	0	0	2	0	0	0	1	
05	McINNIS, Jeff	G	1	0	0	3	4	1	0	1	0	3	4	2	0	17	
22	LANDRY, Pearce	0	0	0	0	0	0	0	1	1	0	0	0	0	0	1	
14	CLARKSON, Dante	0	4	0	2	4	4	1	3	4	0	4	3	0	0	16	
3	SALVADONI, Kevin	0	0	0	0	0	0	1	5	6	0	0	0	1	3	20	
42	STACHOUSE, Jerry	1	6	0	1	4	4	2	2	4	2	6	0	6	0	1	
45	ZWIKER, Serge	0	0	0	0	0	0	0	0	0	0	0	0	0	0	1	
TEAM REBOUNDS (included in Totals)								3		2							
TOTALS:		25	57	1	6	20	24	15	34	49	8	71	32	16	7	3	100

TOTAL FG% 1st half	10-28 .357	2nd half	15-29 .517	Game	.439	Dunkball	
3-Pt. FG% 1st half	0-3 .000	2nd half	1-3 .333	Game	.167	rebounds	1
FT% 1st half	15-14 .857	2nd half	8-10 .800	Game	.833		
Technical fouls			committed by Williams				
						2nd H	OT
						OT	FINAL

Technical Route:	Liberty University	26	25		51
Attendance:					
Officials:	Scott Thornley, Deany Freund				
	Ed L. G. Herdum	32	39		71

NCAA 11/11/2011

HCAA #160-371

3 NCAA FINAL FOUR \*\*\* NATIONAL CHAMPIONSHIP \*\*\* FINAL

OFFICIAL NCAA BASKETBALL BOX SCORE Date 4-5-93 4:00pm Louisiana Superdome

OFFICIAL NCAA BASKETBALL BOX SCORE										Date	Arena		Game Info					
*TOS (Last name, first) (Indicate starters by position or with an asterisk)										Starting Time	8:22P		City, State	Box Score				
No.	NAME	PG	FG	FT	REB	AST	BLK	STL	PTS	MIN	A	T	BLK	S	MIN			
1 NORTH CAROLINA (34-4)																		
31	REESE, Brian	F	2	7	0	1	4	4	1	5	1	8	3	2	0	27		
34	LYNCH, George	F	6	11			0	0	1	9	10	3	12	1	1	21		
00	MONTROSS, Eric	C	5	12			6	9	2	3	5	2	16	0	0	1	28	
14	PHILIPS, Derrick	G	4	6	0	1	1	2	1	2	3	0	9	6	5	0	3	36
21	WILLIAMS, Donald	G	8	12	5	7	4	4	0	1	1	1	25	1	1	0	31	
3	SULLIVAN, Pat	1	2				1	2	0	1	1	2	3	1	0	0	14	
33	SALVADORI, Kevin	0	0				2	2	2	4	1	2	1	0	1	0	18	
5	RODL, Henris	1	4	0	2	0	0	0	0	0	0	2	0	1	0	2	13	
24	CALABRIA, Dante	0	0	0	0	0	0	0	0	0	0	0	0	0	0	0	1	
56	WENSTROM, Matt	0	0	0	0	0	0	0	0	0	0	0	0	0	0	0	0	
11	CHERRY, Scott	0	0	0	0	0	0	0	0	0	0	0	0	0	0	0	0	
TEAM REBOUNDS (Included in Totals)										0	0	0						

TOTALS	27	55	5	11	18	23	10	19	29	10	77	13	10	4	7	200
TOTAL FG%: 1st half	.432 (14-34)		2nd half		.619 (15-21)		Game		.491		Deaton					
3-Pt FG%: 1st half	.333 (2-6)		2nd half		.600 (3-5)		Game		.455		rebounds		3			
FT%: 1st half	.822 (12-13)		2nd half		.800 (6-7)		Game		.783							

FT%: 1st half	.923 (12-13)	2nd half	.600 (6-10)	Game	.783	rebounds	3
---------------	--------------	----------	-------------	------	------	----------	---

HOUSE (Last name, first) (Indicate starters by position or win an asterisk)																			
No.	Name	1st Year			2nd Year			3rd Year			4th Year			Totals					
		MS	TR	BLK	MS	TR	BLK	MS	TR	BLK	MS	TR	BLK						
4	WEBBER, Chris	F	31	18	0	1	1	2	5	6	11	2	23	1	1	3	1	33	
21	JACKSON, Ray	F	2	3				2	2	0	1	1	5	6	1	2	0	1	20
25	HOWARD, Juan	C	3	8				1	1	4	3	7	3	7	3	2	0	0	34
5	ROSE, Jalen	G	5	12	2	6	0	0	0	1	1	3	12	4	6	0	0	40	
24	KING, Jimmy	G	6	13	1	5	2	2	1	5	6	6	15	4	1	0	1	34	
42	RILEY, Eric	A	1	3				0	0	2	1	3	1	2	1	1	1	1	14
3	PELINKA, Rob	E	4	4	2	3	0	0	0	1	1	2	1	6	1	0	0	0	17
14	TALLEY, Michael		0	0				0	0	0	0	0	1	0	1	1	0	0	14
32	VOSQUIL, James		0	1				0	0	0	0	0	0	0	1	0	0	0	4
TEAM RECORDS (Included in Totals)															0	2	2		

TOTALS		30	62	5	15	6	7	13	20	33	18	71	17	14	4	4	200
TOTAL FG% 1st half		.448 (13-29)		2nd half		.515 (17-33)		Game		.484		Deadball					
3-Pt. FG% 1st half		.500 (4-8)		2nd half		.143 (1-7)		Game		.323		rebounds		1			

FT/L: nail 257 (6-7) 2nd nail --- (0-0) Game 857  
 Technical tools Mich. bench (excessive TOS)  
 Attendance 64, 151  
 Officials Ed Hightower (W), Tom Harrington (U1),  
Jim Strubin (U2), Andre Patislo (at.)

	SCORE BY PERIODS				
	1st	2nd	QT	FT	FINAL
NORTH CAROLINA	42	35			77
MICHIGAN	36	35			71

Jim Stuyve

**1993  
FF**

# 1993

## E-8

1993 NCAA FINAL FOUR \*\*\* NATIONAL SEMIFINAL NO. 1 \*\*\* FINAL

OFFICIAL NCAA BASKETBALL BOX SCORE Date 4-3-93 Arena Louisiana Sup

OFFICIAL NCAA BASKETBALL BOX SCORE Date \_\_\_\_\_ Arena \_\_\_\_\_  
VISITORS (Last name, first) (Indicate starters by position or with an asterisk) Starting Time 4:42p City St \_\_\_\_\_

[illegible]

TOTAL FG's 1st half	481 (5-27)	2nd half	400 (12-30)	Game	439	Dezodol
2-PT FG's 1st half	455 (5-11)	2nd half	667 (6-9)	Game	550	rebounds
FT's 1st half	1,000 (5-5)	2nd half	1,000 (2-2)	Game	1,000	0

HOME (Last name, first) (Indicate starters by position or with an asterisk)

No.	198	NORTH CAROLINA (33-4)	Page 10	10	FT	FTA	PF	TP	A	TO	BLK.	S
-----	-----	-----------------------	---------	----	----	-----	----	----	---	----	------	---

31	REESE, Brian	F	3	5				1	2	3	1	4	0	7	6	3	0	0					
34	LYNCH, George	F	5	12				4	6	5	5	10	3	14	0	0	3	2					
00	MONTROSS, Eric	C	9	14				5	8	2	4	4	23	1	3	0	2	0					
14	PHELPS, Derrick	G	1	3				1	2	2	3	5	2	3	6	4	0	2					
21	WILLIAMS, Donald	G	7	11	5	7		6	6	0	3	1	25	0	1	0	1	0					
3	SULLIVAN, Pat	D	2	0				0	0	0	1	1	0	1	0	0	1	0					
5	ROOL, Henrik	D	0	0				0	0	0	0	0	2	0	2	1	0	0					
33	SALVADORI, Kevin	3	5	0				0	0	1	2	3	0	6	1	0	1	0					
24	CALABRIA, Dante	0	0					0	0	0	0	0	0	0	0	0	0	0					
11	CHERRY, Scott	0	0					0	0	0	2	2	0	0	0	1	0	0					
4	DAVIS, Larry	0	0					0	0	0	0	0	0	0	0	0	0	0					
35	STEPHENSON, Travis	0	0					0	0	0	0	0	0	0	0	0	0	0					
40	GETH, Ed	0	0					0	0	0	0	0	0	0	0	0	0	0					
55	WENSTROM, Matt	0	0					0	0	0	0	0	0	0	0	0	0	0					
TEAM REBOUNDS (included in Totals)									1			2											
TOTALS									28	52	5	7	17	24	14	21	35	13	78	17	16	1	8

TOTAL FG% 1st half	.531 (17-32)	2nd half	.560 (11-20)	Game	.538	Deadball	
3-P. FG% 1st half	.750 (3-4)	2nd half	.667 (2-3)	Game	.714	Rebounds	4
FT% 1st half	.500 (3-6)	2nd half	.778 (14-18)	Game	.709		
Technical fouls	None						
				SCORE BY PERIODS	1st H.	2nd H.	OT

Attendance: 64, 151	KANSAS	36	32		
Opponents: John Clougherty (R), Jim Burr (U), Ted Valentine (U2), Andre Patillo (alt.)	NORTH CAROLINA	40	38		

NCAA 0803-0.92

## FINAL

Vt170PS: C(cicinat)

VISITORS Cincinnati																			
NO	PLAYER	FG	FGA	3P	3PA	FT	FTA	OR	DR	TO	PF	PTS	A	TO	BLK	S			
	Erik Martin	F	6	11	0	0	4	4	2	4	6	3	16	2	3	2	1		
J3	Terry Nelson	F	2	3	0	1	8	0	0	4	1	5	1	4	2	2	1	1	38
44	Corie Blount	C	3	10	0	0	2	2	3	6	9	8	6	2	3	0	1	27	
10	Terrance Gibson	G	5	11	1	3	8	0	0	0	5	5	3	13	6	4	1	2	38
31	Nick Van Exel	G	8	24	8	13	1	2	2	1	3	1	23	5	3	1	5	44	
20	David Evans	DNP																	
21	Keith Gregor	1	3	0	0	0	0	1	2	0	2	2	2	1	1	1	0	11	
23	LaZelle Durden	0	2	0	2	0	0	0	0	0	0	0	0	0	0	0	0	10	
2	Mike Harris	0	0	0	0	0	0	0	1	1	0	0	0	1	0	0	0	2	
34	Jerome Gray	DNP																	
43	Curtis Bostic	1	3	0	0	0	0	3	0	3	3	5	2	1	1	0	1	12	
52	Allen Jackson	DNP																	
54	Derrick Ford	DNP																	
55	John Jacobs	0	1	0	0	0	0	0	0	0	0	0	0	0	0	0	0	1	
TEAM																			
TOTALS		26	70	9	24	7	9	19	20	33	21	68	19	18	6	11	225		

FG 1st (15/ 36)	41.7	2nd (10/ 25)	40.0	OT ( 1/ 9)	11.1	Game (26/ 70)	37.1	DEADBALL
3PT 1st ( 6/ 12)	50.0	2nd ( 3/ 8)	37.5	OT ( 0/ 4)	0.0	Game ( 9/ 24)	37.5	REBOUND
FT 1st ( 1/ 2)	50.0	2nd ( 6/ 7)	85.7	OT ( 0/ 0)	0.0	Game ( 7/ 9)	77.8	

HOME: North Carolina

[illegible]

9 Brian Reese	F	2	9	0	1	4	4	1	2	3	2	8	3	5	1	0	30
34 George Lynch	F	7	14	0	0	7	9	4	10	14	2	31	0	4	1	6	41
40 Eric Montross	C	8	0	0	0	6	3	3	4	15	0	2	0	2	0	0	35
14 Derrick Phelps	G	0	3	0	0	3	1	1	2	2	3	7	3	0	0	0	43
21 Donald Williams	G	8	17	3	7	1	2	1	0	1	3	20	0	2	0	0	34
03 Pat Sullivan		2	4	0	0	0	0	1	1	2	0	4	2	0	0	0	13
40 Larry Davis	DNP-																
05 Henrik Roli	1	0	0	0	0	0	0	0	0	0	1	2	2	0	0	0	14
11 Scott Cherry	DNP-																
24 Dante Calabrisa	0	0	0	0	0	0	0	0	0	0	0	0	0	0	0	0	1
33 Kevin Salvadori	1	2	0	0	0	0	1	4	5	1	2	0	1	2	1	14	
35 Travis Stephenson	DNP-																
40 Ed Geth	DNP-																
55 Matt Wenstrom	DNP-																
TEAM							4	5	5					1			
TOTALS		27	58	3	8	18	25	16	27	43	15	75	14	18	5	11	225

FG 1st (13/ 25)	52.0	2nd (11/ 29)	37.9	OT ( 3/ 4)	75.0	Game (27/ 38)	46.6	DEADBALL
3PT 1st ( 0/ 3)	0.0	2nd ( 1/ 3)	33.3	OT ( 2/ 2)	100.0	Game ( 3/ 8)	37.5	REBOUND
FT 1st (10/ 14)	71.4	2nd ( 7/ 8)	87.5	OT ( 1/ 3)	33.3	Game (18/ 25)	72.0	

Technical Fouls: 0  
Attendance: 19,761

OFFICIALS	SCORE BY PERIODS	1	2	OT	OT	OT	FINAL
#1- Jody Silvester	Cincinnati	37	29	2			68
#2- Art McDonald	North Carolina	36	30	9			75
#3- Ted Helmsing							

TECHNICAL FOULS

**9. 参考文献**





# NCAA TOURNAMENT BOX SCORES

1993 Sweet 16 vs. Arkansas  
1993 2nd Round vs. Rhode Island  
1993 1st Round vs. ECU  
1992 Sweet 16 vs. Ohio State

OFFICIAL NCAA BASKETBALL BOX SCORE 03-26-93 E. Rutherford  
Licensed To: N.J.S.R.A.

FINAL BOX

1993  
16

VISITORS: Arkansas																	
PLAYER		FG	FGA	3P	3PA	FT	FTA	OR	DR	TOT	PF	PTS	A	TO	BLK	S	MIN
21 Darrell Hawkins	F	2	10	1	4	0	0	2	2	4	2	5	2	0	0	0	27
30 Scotty Thurman	F	3	12	2	5	0	0	0	0	0	1	12	1	1	0	7	29
15 Dwight Stewart	C	2	3	1	1	0	0	1	1	3	3	1	1	0	0	0	12
14 Corey Beck	G	0	2	0	0	0	0	1	1	2	4	0	5	0	0	0	18
20 Robert Shepherd	C	3	8	3	4	0	0	2	1	3	0	13	2	6	1	7	25
03 Warren Linn		0	1	0	1	0	0	0	1	1	0	0	0	1	0	0	8
12 Clint McDaniel		3	12	3	8	3	4	4	2	6	4	12	1	1	1	0	23
22 Davor Riac	DNP-																
23 Ken Biley	DNP-																
24 Ray Biggers	DNP-																
31 Roger Crawford		1	2	1	1	2	1	0	1	1	4	1	1	0	1	0	14
34 Corliss Williamson		7	7	0	0	0	0	2	2	3	16	1	0	2	1	0	30
35 Reggie Merritt	DNP-																
40 Elmer Martin		2	4	0	0	3	4	1	4	5	2	7	5	0	2	0	16
TEAM																	
TOTALS		27	61	11	24	9	13	13	18	31	20	74	21	12	6	6	200

FG 1st (16/36)	44.4	2nd (11/25)	44.0	OT	Game (27/61)	44.3	DEADBALL
3PT 1st (8/16)	50.0	2nd (3/8)	37.5	OT	Game (11/24)	45.8	REBOUNDS
FT 1st (3/7)	42.9	2nd (4/6)	66.7	OT	Game (9/12)	75.0	

HOME: North Carolina																	
PLAYER		FG	FGA	3P	3PA	FT	FTA	OR	DR	TOT	PF	PTS	A	TO	BLK	S	MIN
31 Brian Reese	F	5	11	0	1	3	6	3	3	8	1	13	4	1	0	0	31
34 George Lynch	F	9	13	0	0	5	7	5	5	10	4	23	2	3	0	1	33
00 Eric Montross	C	6	8	0	0	3	4	4	4	8	2	13	1	1	0	2	37
14 Derrick Phelps	G	2	5	1	1	0	1	2	3	7	1	5	7	1	0	0	35
21 Donald Williams	G	7	19	3	9	5	6	1	0	1	3	22	3	2	0	0	30
03 Pat Sullivan		1	4	0	0	0	0	2	0	2	0	2	0	1	0	0	12
04 Larry Davis	DNP-																
05 Henrik Rodi		0	1	0	1	0	0	0	1	1	1	0	0	2	0	1	12
11 Scott Cherry		0	0	0	0	0	0	0	0	0	0	0	0	2	0	0	3
24 Dante Calabria	DNP-																
35 Kevin Salvadori		0	1	0	0	0	0	0	2	2	1	0	0	0	0	0	7
35 Travis Stephenson	DNP-																
40 Ed Gath	DNP-																
55 Matt Wenstrom	DNP-																
TEAM																	
TOTALS		30	62	4	12	16	26	21	24	45	13	80	19	12	3	5	200

FG 1st (17/32)	53.1	2nd (13/30)	43.3	OT	Game (30/62)	48.4	DEADBALL
3PT 1st (4/8)	50.0	2nd (0/4)	0.0	OT	Game (4/12)	33.3	REBOUNDS
FT 1st (7/12)	58.3	2nd (9/14)	64.3	OT	Game (16/26)	61.5	

Technical Fouls: 0  
eandance: 19,761

OFFICIALS	SCORE BY PERIODS	1	2	OT	OT	FINAL
#1 - Ted Hillary	Arkansas	45	29			74
#2 - Tom Harrington	North Carolina	45	35			80
#3 - Mike Sanzere						

TECHNICAL FOULS

1993  
2nd

OFFICIAL NCAA BASKETBALL BOX SCORE Date 3/20/93 Arena Lexington, Kentucky

SITORS (Last Name, First) (Indicate starters by position or with an asterisk) Starting Time City, State

VISITORS: Rhode Island		FG FGA 3P 3PA FT FTA OR DR TOT PF PTS A TO BLK S MIN															
PLAYER		FG	FGA	3P	3PA	FT	FTA	OR	DR	TOT	PF	PTS	A	TO	BLK	S	MIN
21	MIKE BROWN	5	18	4	9	1	2	3	3	6	1	15	2	0	0	1	36
23	ANDRE SAMUELS	7	16	0	2	3	4	2	6	8	1	17	0	2	1	5	30
42	RAFAEL SOLIS	1	5	0	0	3	8	3	2	5	5	5	0	0	0	0	34
11	CARLOS CORLETO	1	10	1	6	0	0	0	0	0	2	3	3	0	0	0	26
12	CARLOS EASTERLING	1	1	1	1	2	2	0	1	1	2	5	1	2	0	0	21
30	DANNY COLLINS	0	0	0	0	1	2	0	1	1	0	1	1	2	1	1	13
65	ABDUL FOX	5	11	0	1	0	0	0	1	1	4	10	0	4	1	1	20
50	KASEY JONES	2	6	1	1	0	0	0	3	3	0	7	1	0	0	0	12
55	MATT REEDLER	0	1	0	1	0	0	0	2	2	0	0	0	0	0	0	2
44	JOHN CONNER	0	0	0	0	0	0	0	1	1	0	0	1	0	0	0	4
54	MIKE MITTEN	0	4	0	0	4	4	2	2	4	5	4	0	0	0	0	2

TOTAL FG 1st half	8-15 = 53.3%	2nd half	15-31 = 48.4%	Game	23-67 = 34.3%	Deadball	8
3PT 1st half	3-7 = 42.9%	2nd half	5-14 = 35.7%	Game	8-21 = 38.1%		
FT 1st half	3-6 = 50.0%	2nd half	11-16 = 68.8%	Game	14-22 = 63.6%		

HOME (Last Name, First) (Indicate starters by position or with an asterisk)

31	BRIAN REESE	3	8	1	2	0	0	0	4	4	2	7	6	1	0	1	19
34	GEORGE LYNCH	4	7	0	0	1	2	4	3	7	1	9	1	2	0	1	20
00	ERIC MONTROSS	5	7	0	0	5	5	3	6	9	2	15	2	0	3	0	24
21	DONALD WILLIAMS	7	11	3	5	0	0	1	1	2	0	17	0	0	0	3	19
14	DERICK PHELPS	7	7	1	1	0	0	1	0	2	3	15	2	1	0	0	19
03	PAT SULLIVAN	2	4	0	1	5	6	2	3	5	1	9	5	1	0	0	12
05	HENRIK ROUL	2	2	0	0	0	0	0	1	1	0	4	5	2	1	2	16
35	KEVIN SALVADORI	4	7	0	0	3	5	2	3	5	11	1	1	2	0	0	15
24	DANTE CALABRIA	0	2	0	1	0	0	1	1	0	0	1	0	0	0	0	11
04	LARRY DAVIS	1	3	0	2	1	2	1	2	0	3	1	1	0	2	9	
11	SCOTT CHERRY	1	2	1	1	3	4	0	1	1	6	3	0	0	0	0	13
35	TRAVIS STEPHENSON	0	1	0	1	0	0	0	1	1	0	0	0	0	0	0	5
55	MATT WENSTROM	5	7	0	0	4	5	2	1	3	2	14	1	2	0	0	13
40	ED GATH	1	1	0	0	0	0	0	0	0	2	0	0	0	0	0	5
TEAM REBOUNDS (Included in Totals)																	
TOTALS		42	74	6	14	22	30	15	15	30	15	112	28	11	6	9	200

TOTAL FG 1st half	19-31 = 61.3%	2nd half	21-41 = 51.2%	Game	40-72 = 55.6%	Deadball	5
3PT 1st half	3-6 = 50.0%	2nd half	3-8 = 37.5%	Game	6-14 = 42.9%		
FT 1st half	9-12 = 75.0%	2nd half	13-19 = 68.4%	Game	22-31 = 71.0%		

Technical Fouls: 0  
Attendance: 14,346  
Officials: Bob Givens, Ted Harrington, Tom Harrington, Mike Sanzere

NCAA 8880-802

1992  
16

OFFICIAL NCAA BASKETBALL BOX SCORE: \*\*\* FINAL \*\*\*  
Date: 03-28-92 Site: Lexington, Kentucky

SITORS (Last Name, First)

NORTH CAROLINA		FG			3-POINT			Rebounds													
		FG	FGA	FGM	FGA	FT	FTA	OR	DR	TOT	PF	TP		A	TO	BLK	S	TIME			
1	Reese, Brian	2	6	0	0	4	4	0	3	3	4	8	1	3	0	0	0	24:0			
	Lynch, George	3	6	0	0	3	4	0	6	10	4	9	3	1	0	1	0	34:1			
	Montross, Eric	8	11	0	0	5	5	7	12	3	21	0	0	0	2	0	0	32:4			
	Davis, Hubert	9	20	1	5	2	2	0	2	2	1	21	0	1	0	0	0	39:2			
	Phelps, Derrick	2	6	0	2	2	2	2	4	3	6	5	5	0	1	0	0	37:2			
	Rodl, Henrik	2	4	0	1	0	1	1	2	3	2	4	2	2	0	1	1	17:5			
	Salvadori, Kevin	0	0	0	0	2	2	0	4	4	0	2	0	1	3	0	0	6:2			
	Sullivan, Pat	1	1	0	0	0	0	1	0	1	0	2	1	3	0	0	0	4:5			
	Williams, Donald	0	0	0	0	0	0	0	0	0	0	0	0	0	0	0	0	0:4			
	Wenstrom, Matt	0	0	0	0	0	0	0	0	0	0	0	0	0	0	0	0	0:1			
TEAM REBOUNDS (INCLUDED IN TOTALS)																					
TOTALS		27	57	1	8	18	20	13	26	39	17	73	1	12	16	3	3	200			

FG 1st HALF	14/24	58.3%	2nd HALF	13/33	39.4%	GAME	27/57	47.4%	DEADBALL
3PT 1st HALF	0/2	0.0%	2nd HALF	1/5	20.0%	GAME	1/7	14.3%	REBOUNDS
FT 1st HALF	9/10	90.0%	2nd HALF	9/10	90.0%	GAME	18/20	90.0%	

Attendance: 14,346  
Officials: Bob Givens, Ted Harrington, Tom Harrington, Mike Sanzere





# NCAA TOURNAMENT BOX SCORES

1992 2nd Round vs. Alabama  
1992 1st Round vs. Miami (Ohio)  
1991 National Semifinal vs. Kansas  
1991 Elite 8 vs. Temple

## OFFICIAL NCAA, BASKETBALL BOX SCORE

Date 3/21/92 Site Riverfront Coliseum

1992  
2nd

VISITORS (Last name, first) (Indicate starters by position or with an asterisk)		Southeast Second Round										A TO BLK S MIN			
No.	NAME	FG	FGA	FT	FTA	REB	AST	PF	TP	A	TO	BLK	S	MIN	PTS
25	HORRY, Robert	6	15	1	2	5	3	8	4	14	0	4	3	3	38
42	SPREWELL, Latrel	2	15	1	6	0	2	5	7	2	5	2	0	1	38
21	MOORE, Cedric	0	5	0	7	8	3	1	4	3	7	0	1	0	29
12	WASHINGTON, Eli	1	3	1	3	0	1	2	5	3	0	1	0	0	25
31	ROBINSON, James	9	23	4	13	0	1	3	4	3	22	1	2	0	40
35	CAFFEY, Jason	2	7	0	0	0	0	5	5	1	4	0	0	0	20
23	RICH, Darby	0	1	0	0	0	1	0	1	0	1	0	0	0	9
04	RICE, Kenneth	0	0	0	0	0	0	0	0	0	0	0	0	0	1
TEAM REBOUNDS (included in Totals)															
TOTALS		20	69	7	28	8	10	13	18	31	19	55	5	10	3 8 200

TOTAL FG%: 1st half 9/31 .290 2nd half 11/38 .289 Game 20/69 .290  
3-PT FG%: 1st half 2/5 .400 2nd half 5/20 .250 Game 7/25 .280  
FT%: 1st half 5/6 .833 2nd half 3/4 .750 Game 8/10 .800

HOME (Last name, first) (Indicate starters by position or with an asterisk)		Southeast First Round										A TO BLK S MIN			
No.	NAME	FG	FGA	FT	FTA	REB	AST	PF	TP	A	TO	BLK	S	MIN	PTS
31	REESE, Brian	4	7	0	0	5	7	2	5	7	0	13	2	1	0 26
34	LYNCH, George	5	8	0	0	0	3	6	9	4	10	2	7	2	29
00	MONTROSS, Eric	5	8	0	2	2	1	5	6	4	12	0	3	0	27
14	PHILIPS, Derrick	2	9	0	2	4	1	7	8	1	6	6	5	1	40
40	DAVIS, Hubert	6	15	0	6	4	6	3	4	7	0	18	0	1	0 22
05	RODL, Henrik	2	2	0	0	0	2	2	2	4	1	5	0	0	21
03	SULLIVAN, Pat	1	1	0	0	0	2	3	5	1	2	3	0	0	10
33	SALVADORI, Kevin	0	2	0	0	0	1	1	2	3	0	0	1	2	12
55	WENSTROM, Matt	0	0	0	1	2	1	0	1	0	1	0	0	0	3
TEAM REBOUNDS (included in Totals)															
TOTALS		25	52	0	6	14	21	14	35	49	15	64	14	23	6 5 200

TOTAL FG%: 1st half 14/30 .467 2nd half 11/22 .500 Game 25/52 .481  
3-PT FG%: 1st half 0/3 .000 2nd half 0/3 .000 Game 0/6 .000  
FT%: 1st half 3/4 .750 2nd half 1/1 .500 Game 4/5 .800

Technical fouls: Horry, Alabama  
Attendance: 16,000  
Officials: Ted Valentine, David Hall, Tom Lopez

SCORE BY PERIOD		1st H	2nd H	OT	OT	FINAL
ALABAMA		25	30			55
NORTH CAROLINA		31	33			64

## OFFICIAL NCAA, BASKETBALL BOX SCORE

Date 3/19/92 Site Riverfront Coliseum

1992  
1st

VISITORS (Last name, first) (Indicate starters by position or with an asterisk)		Southeast First Round										A TO BLK S MIN			
No.	NAME	FG	FGA	FT	FTA	REB	AST	PF	TP	A	TO	BLK	S	MIN	PTS
2	MICHAELIS, Craig	1	3	1	3	0	0	1	1	0	3	0	1	0	23
41	KRAMER, Matt	0	3	0	3	0	0	1	2	3	2	0	2	1	0 26
45	McKENNA, John	0	1	0	0	0	0	1	1	1	0	0	1	0	12
15	MERCURIO, Jamie	8	15	8	14	0	0	1	1	2	3	24	1	6	0 23
14	BELYU, Scott	4	7	0	1	2	2	4	6	4	10	3	1	0	29
24	VANLEER, Cedric	0	1	0	0	0	0	0	0	1	0	0	2	0	9
50	WILLIAMS, Lamarr	0	3	0	0	0	0	4	5	9	4	0	2	1	0 25
40	Scott, David	5	15	2	6	3	5	2	2	4	1	15	2	3	0 25
28	WILLIAMS, Mike	4	5	0	0	1	2	2	3	5	3	9	0	2	1 0 14
03	CROSS, Derrick	1	1	0	0	0	0	0	0	1	2	1	1	0	1 11
04	MARAFEEY, Jamie	0	0	0	0	0	0	0	0	0	0	0	0	1	0 5
TEAM REBOUNDS (included in Totals)															
TOTALS		23	54	11	27	6	9	13	22	35	20	63	9	21	2 2 200

TOTAL FG%: 1st half 11/27 .407 2nd half 12/27 .444 Game 23/54 .426  
3-PT FG%: 1st half 6/16 .375 2nd half 5/11 .455 Game 11/27 .407  
FT%: 1st half 17/22 .773 2nd half 3/7 .429 Game 6/9 .667

HOME (Last name, first) (Indicate starters by position or with an asterisk)		Southeast First Round										A TO BLK S MIN			
No.	NAME	FG	FGA	FT	FTA	REB	AST	PF	TP	A	TO	BLK	S	MIN	PTS
34	LYNCH, George	2	7	0	0	3	6	3	1	4	2	7	1	1	0 4 32
05	RODL, Henrik	2	4	1	1	0	1	1	1	2	2	5	2	2	1 0 27
00	MONTROSS, Eric	11	13	0	0	0	0	8	5	13	2	22	0	0	1 30
40	DAVIS, Hubert	2	17	0	3	11	11	2	5	7	2	15	2	2	0 1 37
14	PHILIPS, Derrick	3	9	0	2	4	8	0	2	2	0	10	3	0	0 3 39
31	REESE, Brian	1	4	0	1	0	1	3	4	0	2	1	2	1	0 16
33	SALVADORI, Kevin	0	1	0	0	2	2	0	0	4	2	0	1	0	0 10
03	SULLIVAN, Pat	0	0	0	0	2	2	0	0	0	1	2	0	1	1 8
21	WILLIAMS, Donald	1	1	1	1	0	0	0	0	0	0	3	0	0	0 1 1
TEAM REBOUNDS (included in Totals)															
TOTALS		22	56	2	8	22	30	17	17	34	13	68	9	12	4 11 200

TOTAL FG%: 1st half 14/31 .452 2nd half 8/25 .320 Game 22/56 .393  
3-PT FG%: 1st half 1/4 .250 2nd half 1/4 .250 Game 2/8 .250  
FT%: 1st half 7/8 .875 2nd half 15/22 .682 Game 22/30 .733

Technical fouls: Miami  
Attendance: 29,34  
Officials: David Hall, Tom Lopez, Rich Sanfilippo

SCORE BY PERIOD		1st H	2nd H	OT	OT	FINAL
MIAMI		29	34			63
NORTH CAROLINA		36	32			68

## OFFICIAL NCAA, BASKETBALL BOX SCORE

Date 3/30/91 Site Hoosier Dome Indianapolis, Indiana

1991  
FF

VISITORS (Last name, first) (Indicate starters with an asterisk)		Southeast First Round										A TO BLK S MIN			
No.	NAME	FG	FGA	FT	FTA	REB	AST	PF	TP	A	TO	BLK	S	MIN	PTS
24	JAMISON, Alonzo	4	8	0	0	1	3	8	11	4	9	2	2	1	0 25
32	Maddox, Mike	4	10	0	2	2	2	4	3	10	2	3	0	1	27
42	Randall, Mark	6	11	0	0	4	6	4	7	11	1	16	4	1	0 34
03	BROWN, Terry	6	10	1	6	0	0	4	4	2	3	1	1	0	1 24
30	Jordan, Adonis	4	11	2	6	13	2	2	4	2	16	7	5	0	2 36
12	Richey, Patrick	1	1	0	0	2	2	0	1	1	2	4	0	2	0 10
20	Woodbury, Steve	0	0	0	0	2	2	1	0	1	1	2	0	0	0 6
22	Tunstall, Sean	1	5	1	2	5	1	1	2	2	5	1	2	0	1 20
31	Wagner, Kirk	0	1	0	0	0	0	1	1	0	0	0	0	0	2
34	Scott, Richard	6	9	0	0	2	3	3	6	3	14	0	2	0	0 16
54	Johanning, David	0	0	0	0	0	0	1	1	0	0	0	0	0	0
TEAM REBOUNDS (included in Totals)															
TOTALS		27	66	4	14	21	36	21	30	41	20	79	17	18	1 5 200

TOTAL FG%: 1st half 16/38 .421 2nd half 11/28 .393 Game 27/66 .409  
3-PT FG%: 1st half 3/8 .375 2nd half 1/6 .167 Game 4/14 .286  
FT%: 1st half 8/13 .615 2nd half 13/23 .565 Game 21/36 .583

HOME (Last name, first) (Indicate starters with an asterisk)		Southeast First Round										A TO BLK S MIN			
No.	NAME	FG	FGA	FT	FTA	REB	AST	PF	TP	A	TO	BLK	S	MIN	PTS
34	LYNCH, George	5	8	0	0	3	6	0	5	5	13	2	4	0	2 30
44	Fox, Rick	5	22	0	7	3	5	4	9	5	13	7	4	0	0 29
32	Chilcutt, Pete	2	8	0	1	0	0	6	5	11	3	4	1	0	2 27
21	Rice, King	1	6	0	3	4	0	0	0	2	5	3	3	0	0 30
40	Davis, Hubert	9	16	2	4	5	4	1	5	0	25	1	2	0	1 31
00	Montross, Eric	3	4	0	0	1	0	3	3	4	6	1	0	1	1 19
3	Sullivan, Pat	0	0	0	0	0	0	0	0	3	0	0	0	0	1 0
4	Harrie, Kenny	0	2	0	2	0	0	0	0	0	0	0	0	0	1 2
5	Rodl, Henrik	0	1	0	0	0	1	1	2	1	0	0	2	1	1 8
14	PHILIPS, Derrick	1	1	0	0	1	0	1	1	4	2	1	0	0	1 10
31	Reese, Brian	2	5	1	1	0	3	1	2	0	5	0	0	0	1 11
45	Roxier, Clifford	0	0	0	0	0	0	0	0	0	0	0	0	0	3
11	Cherry, Scott	0	0	0	0	0	0	0	0	0	0	0	0	0	0
33	SALVADORI, Kevin	0	0	0	0	0	0	0	0	0	0	0	0	0	0
35	WENSTROM, Matt	0	0	0	0	0	0	0	0	0	0	0	0	0	0
TEAM REBOUNDS (included in Totals)															
TOTALS		28	73	3	18	14	23	19	23	42	27	73	16	15	4 11 200

TOTAL FG%: 1st half 13/35 .371 2nd half 15/38 .395 Game 28/73 .384  
3-PT FG%: 1st half 2/6 .333 2nd half 1/2 .500 Game 3/8 .375  
FT%: 1st half 6/10 .600 2nd half 8/13 .615 Game 14/23 .609

Technical fouls: North Carolina bench - 2  
Attendance: 47,100  
Officials: Gerald Donaghy, Ed





1991 Sweet 16 vs. Eastern Michigan  
1991 2nd Round vs. Villanova  
1991 1st Round vs. Northeastern  
1990 Sweet 16 vs. Arkansas

**1991**  
**16**

**1991**  
**2nd**

• • NCAA EAST REGIONAL SEMIFINAL • •  
OFFICIAL NCAA BASKETBALL BOX SCORE

Friday Meadowlands Arena,  
Date 22 Mar 1991 East Rutherford, N.J.

[illegible]

HOME (Last Name, First)																									GUEST									
NO.	NAME	Time PG				Points				FT	FTA	Rebounds				PF	TP	A	TO	BLK	S	MIN												
		1	2	3	4	1	2	3	4			1	2	3	4																			
34	George Lynch	1	3	11					0	1	1	6	7	3	10			0	2	1	0	30												
44	Rick Fox	1	3	10	0	2	0	0	2	2	4	6	4	6	0	0	2	2	3	24														
32	Felix Chilcutt	0	8	9					2	2	4	15	0	18	0	2	1	0	2	24														
21	King Rice	0	4	6	1	2	3	3	0	3	3	2	12	6	0	0	1	25																
40	Huheit Davis	9	5	6	5	5	3	3	0	4	4	1	18	1	3	0	1	29																
00	Eric Montross	0	5	7					7	8	2	4	6	3	17	0	1	3	0	18														
3	Pat Sullivan	0	5	0					0	2	0	1	0	0	0	1	0	0	0	4														
4	Nanny Harris	0	1						0	0	0	0	0	0	0	0	0	0	0	8														
5	Henrik R541	0	2						0	0	0	0	0	0	0	1	1	0	1	9														
11	Scott Cherry	0	1						0	0	1	0	1	0	0	0	0	0	0	2														
14	Derrick Phelps	2	2						0	0	0	0	1	4	0	4	1	0	1	13														
31	Brian Reese	1	4						1	2	0	0	0	3	0	0	0	1	0	12														
33	Kevin Salvadore	1	3						0	0	2	0	2	0	2	0	0	1	0	2														
22	Willard Hoelzer	0	2						0	0	8	8	8	9	0	1	0	2	8															
TEAM REBOUNDS (included in Totals)															1																			
TOTALS		39 66 6 9 1 7 2 3													16 24 16 14 9 3				16 12 8 9 200															
TOTAL PG: 1st Half		5:24													2nd Half		5:28		Game		5:30		Deadball Rebounds: 3											
3-P. PG: 1st Half		5:47													2nd Half		5:57																	
FT: 1st Half		3:25													2nd Half		6:52																	

FT %: 1st Half 48.75 2nd Half 48.75  
OFFICIALS: Bob Dibler, David Bair, Harrell Allen  
standby: Gene Monje  
Technical Fouls:  
Attendance:

SCORE BY PERIODS	1st H.	2nd H.	OT	OT	FINAL
WABT-MICHIGAN	42	25			67
NO. CAROLINA	47	46			93

OFFICIAL NCAA BASKETBALL BOX SCORE  
VISITORS (Last Name, First)

Date 3-15-91 Site CARRER DOME

NORTHEASTERN		Top 60					Rebounds							1st	
		FG	FGA	FT	FTA	OP	Def	TP	PF	TP	A	TOT			
20	ANDERSON, MARCELLUS	1	3	5	0	3	2	2	4	9	1	0			
21	LAY, RON	1	5	10	0	1	2	1	3	4	12	3			
32	CARNEY, STEVE	0	9	19	0	0	4	3	6	9	2	2			
31	ROBINSON, GEORGE	0	9	5	0	3	0	1	2	3	2	0			
12	JENKINS, DEXTER	0	4	15	1	2	0	1	1	2	3	3			
26	HARLEE, BEN	0	5	0	3	0	0	1	1	4	0	1			
24	HEDGE, LEROY	2	3	0	0	2	0	0	0	3	4	13			
23	HUGH, LAMONT	3	9	2	6	0	0	1	1	2	2	8			
20	MCBRIDE, ANTHONY	0	0	0	0	0	0	0	0	0	0	1			
14	CALAHAN, DAN	0	0	0	0	0	0	1	1	0	0	2			
24	BRIGHTHAUP, NIAURILE	1	1	0	0	0	0	1	1	0	2	0			
22	BATTLE, THOMAS	0	0	0	0	0	0	0	0	0	0	4			
10	SPOKAS, ERIC	0	0	0	0	0	0	0	0	0	0	1			
TEAM REBOUNDS (includes in totals)							31		4						
TOTALS		27 72					3 15		9 12		20 26				
							25		6		10 21 3 13 20				

TOTAL FG %: 1st Half	13-42	30.7	2nd Half	14-30	46.7	%Game	27-72	37.5	%Deadball	
3-PT FG %: 1st Half	1-8	12.5	2nd Half	2-7	28.6	%Game	3-15	20	%Rebounds	1
FT %: 1st Half	2-2	100	2nd Half	7-10	70	%Game	9-12	75	%	

NAME (Last Name, First)		Age		HT		FT		FTA		Rebounds		PF		TP		A	T	B	S	M
		yr	mo	in	lb	ft	in	ft	%	rbs	a	m	f	a	%					
NORTH CAROLINA																				
40	FORK, RICK	1	6	8	2	2	2	2	3	3	6	0	16			3	4	0	4	26
32	CHILCUTT, PETE	1	6	8	0	0	0	0	0	4	4	0	12			0	2	0	0	18
60	MONTROSS, ERIC	2	7	0	0	1	1	1	4	5	2	5				2	1	2	1	29
41	DAVIS, HUBERT	2	5	9	1	4	5	5	5	0	1	1	16			5	1	1	1	21
21	RICE, KING	2	3	5	0	1	2	2	0	1	1	1	8			4	6	0	1	23
34	LYNCH, GEORGE		5	6	0	0	2	2	1	6	7	2	12			0	1	0	1	24
5	ROD, HENRIK	2	2	0	0	0	5	1	2	1	2	1	4			3	3	0	0	16
14	PHELPS, DERRICK	1	2	0	0	0	0	1	2	3	0	2				5	0	0	0	12
45	ROZIER, CLIFFORD	4	8	0	0	2	3	2	2	4	2	10				0	1	2	0	9
3	REESE, BRIAN	3	5	0	0	0	1	0	3	3	0	6				0	0	1	0	9
3	SULLIVAN, PAT	0	1	0	0	0	0	0	1	1	0	0				0	0	0	0	9
4	HARRIS, KENNY	0	0	0	0	2	2	0	1	1	1	2				0	0	0	0	4
11	CHERRY, SCOTT	0	0	0	0	0	0	1	0	1	0	0				1	0	0	1	4
15	GALBRAITH, JIMMY	0	0	0	0	0	0	0	0	0	0	0				0	0	0	0	4
15	WELCH, STAFF	1	3	0	0	0	0	0	2	2	2	2				0	6	0	0	4
TEAM REBOUNDS (included in Totals)																25 6 7 9 20c				
TOTALS		39 67 3 7 20 29 15 32 47 12 101																		
TOTAL FG % 1st Half		20-32 62.5%				2nd Half 19-35 53.3%				Game 39-67 58.2%				Possiball						
3P FG % 1st Half		2-4 50%				2nd Half 1-3 33.3%				Game 3-7 42.9%				Records 5						
FT % 1st Half		8-12 66.7%				2nd Half 12-17 70.6%				Game 20-27 69.0%										

OFFICIALS: RIK WOLKOW, ART McDONALD, JOHN CARR  
 Technical Fouls: \_\_\_\_\_  
 Attendance: \_\_\_\_\_

SCORE BY PERIODS	1st H.	2nd H.	OT	OT
NORTHEASTERN	29	37		
NORTH CAROLINA	50	51		

## OFFICIAL NCAA BASKETBALL BOX SCORE

Visitors (Last Name, First) \_\_\_\_\_ Date 3-17-91 Site CARRIER DOME

VILLANOVA												Totals				
	FG	FGA	FT	FTA	Reb	Ass	Pf	TP	A	BLK	S	MIN				
44 BAIN, ARON	1	2	7	0	2	2	3	4	6	1	0	24				
16 MILLER, LANCE	1	6	12	1	2	4	3	7	17	3	6	35				
32 DOWDELL, MARC	0	3	5	0	2	2	4	6	8	3	0	26				
20 WILGARD, GREG	9	5	11	3	7	2	2	3	3	15	4	0				
15 WALKER, CHRIS	9	4	9	3	6	0	0	1	3	11	1	4				
21 BYRD, CALVIN	1	4	0	0	0	0	1	1	2	1	2	0				
41 BRYSON, JAMES	0	0	0	0	0	0	0	0	0	0	1	0				
4 MUMFORD, LLOYD	3	4	2	2	2	0	0	0	2	16	2	2				
52 PELLE, ANTHONY	0	0	0	0	0	0	4	4	1	0	1	2				
12 MILLER, DAVID	0	1	0	1	0	0	0	0	0	0	0	1				
10 MARSSETI, CHRIS	0	1	0	0	0	0	1	1	0	0	0	0				
25 VEING, PAUL	0	0	0	0	0	0	0	0	1	0	0	0				
23 MULLER, TIM	0	1	0	1	0	0	0	0	0	0	0	1				
TEAM REBOUNDS (included in Totals)									257							
TOTALS									245892812121024342169				11225820			

TOTAL FG %: 1st Half	10-25	40%	2nd Half	14-33	42.4%	Game	24-58	41.4%	Deadball
3-PT. FG %: 1st Half	4-10	40%	2nd Half	5-11	45.5%	Game	9-20	45%	Rebounds
FT %: 1st Half	8-8	100%	2nd Half	4-4	100%	Game	18-12	100%	

HOME (Last Name, First)		Time		Score		FT		FTA		Rebounds		PF		TP		A		TO		BLK		S		MIN			
NO		1st	2nd	1st	2nd	1st	2nd	1st	2nd	1st	2nd	1st	2nd	1st	2nd	1st	2nd	1st	2nd	1st	2nd	1st	2nd	1st	2nd		
<b>40 NORTH CAROLINA</b>																											
44	FOX, RICK	1	6	12	2	7	0	0	1	1	2	3	14	8	2	1	2	32									
33	LYNCH, GEORGE	1	8	11	0	3	4	6	18	1	19	8	2	1	2	32											
32	CHILCUTT, PETE	0	4	10	0	1	3	5	0	5	3	11	1	2	1	3	26										
40	DWHS, HUBERT	9	6	11	3	4	3	4	2	1	3	0	18	4	1	0	1	31									
21	RICE, KLEG	9	3	8	1	1	2	1	0	1	1	8	9	2	0	2	28										
51	ROBL, HERRIK	1	1	0	0	0	0	0	0	0	0	2	2	1	0	1	6										
00	MONTRUSS, ERIC	2	3	0	0	0	0	2	3	5	1	4	1	0	0	0	13										
14	PHELPS, DERRICK	2	4	0	0	3	4	0	3	3	0	7	2	2	0	2	11										
21	REESE, BRIAN	0	0	0	0	0	0	0	1	1	2	0	0	1	0	0	10										
45	ROZIER, CLIFFEED	0	1	0	0	1	2	0	0	0	1	1	0	2	0	0	6										
3	SULLIVAN, PAT	0	0	0	0	0	0	0	0	0	0	0	0	0	0	0	1										
4	HARRIS, KENNY	0	0	0	0	0	0	0	0	0	0	0	0	0	0	0	1										
11	CHERRY, SCOTT	0	0	0	0	0	0	0	0	0	0	0	0	0	1	0	1										
32	SALVADORE, EDWIN	0	0	0	0	0	0	0	0	0	0	0	0	0	0	0	1										
<b>TEAM REBOUNDS (included in Totals)</b>																											
TOTALS		32		16		13		14		21		23		35		12		24		27		16		13		200	
TOTAL FG %: 1st Half		17.3%		5.2%		2nd Half		15.3%		5.1%		2		23		32		61		51.5%		27		16		13	
3-PT FG %: 1st Half		0.0%		0.0%		2nd Half		1.5%		2.0%		Game		6.2%		46.2%		Rebounds		1							
F-P: 1st Half		5-5		100		2nd Half		9-24		55.8%		Game		14-31		66.1%											

OFFICIALS: RICK WILKINSON, ERIC HARMON, ART HANSEN/BLD

SCORE BY PERIODS	1st H.	2nd H.	OT	OT	FINAL
VILLANOVA	32	37			69
NORTH CAROLINA	44	40			84

NCAA MIDWEST REGIONAL  
-FINAL-

Date Mar 22 Site Dallas, Texas

[illegible]

TOTAL FG %: 1st Half	<u>12-26 .462</u>	2nd Half	<u>14-36 .389</u>	Game	<u>26-62 .419</u>	Deadball	
3-PT. FG %: 1st Half	<u>1-5 .200</u>	2nd Half	<u>4-12 .333</u>	Game	<u>5-17 .294</u>	Rebounds	<u>5</u>
FT %: 1st Half	<u>9-14 .643</u>	2nd Half	<u>7-11 .636</u>	Game	<u>16-25 .640</u>		

ARKANSAS (29-4)			Time FG		3-point		FT		FTA		Rebounds		PF		TP		A		B		S		MIN			
			FG	3PT	FG	3PT	FG	3PT	FG	3PT	Off	Def	Off	Def	Off	Def										
10	DAY, TODD	1	6	13	3	6	3	4	1	3	4	3	8	3	18		3	2	0	2	20					
34	HOWELL, LENZIE	1	12	18	1	0	0	5	3	8	3	25		0	1	0	2	30								
55	CREDIT, MARIO	0	0	0	0	0	2	2	0	3	4	2		0	0	0	0	15								
11	WIMBERRY, LEE	0	7	14	4	7	1	2	1	5	6	3	19		7	2	0	3	35							
20	BOUMERS, ARLYN	0	1	5	0	2	2	2	0	0	0	1	4		3	1	0	2	30							
21	HUEY, RON		2	8	0	0	0	0	2	4	6	3	4		3	2	0	1	20							
35	MILLER, OLIVER		7	7	0	0	5	5	0	4	4	19		1	3	1	0	25								
14	MURPHY, ERNIE		0	2	0	1	0	0	0	0	0	0	0		0	1	0	0								
21	HAWKINS, DARRELL		1	2	0	0	0	0	0	2	2	0	2		3	0	0	0	10							
22	WHITTY, CANNON		0	2	0	1	1	2	0	0	0	0	1		0	0	0	3								
3	LINA, WARREN		1	1	0	0	0	0	0	0	0	0	2		0	0	0	1								
42	MARKS, LARRY		0	0	0	0	0	0	0	0	0	0	0		0	0	0	1								
TEAM REBOUNDS (included in Totals)															3											
TOTALS			37		72		8		18		14		17		9		24		36		21		96			
TOTAL FG %: 1st Half			10-35		45.7		2nd Half		21-37		56.8		Game		37-72		51.4									
3-PT FG %: 1st Half			4-8		50.0		2nd Half		4-10		40.0		Game		8-18		44.4									
FT %: 1st Half			3-4		75.0		2nd Half		11-13		84.6		Game		18-24		75.0									
																							</			

OFFICIALS: RICHIE BALLESTERO (R), DON RUTLEDGE  
TED VALENTINE  
Technical Fouls: COACH SMITH  
Attendance NA

SCORE BY PERIODS	1st H.	2nd H.	OT	OT	FINAL
N. Carolina	34	39			73
Arkansas	29	57			86





# NCAA TOURNAMENT BOX SCORES

1990 2nd Round vs. Oklahoma  
1990 1st Round vs. SW Missouri State  
1989 Sweet 16 vs. Michigan  
1989 2nd Round vs. UCLA

NCAA 2nd Round - Midwest Regional  
OFFICIAL NCAA BASKETBALL BOX SCORE Date 3-12-90 Site Strick Center, Austin, TX

FINAL

1990  
2nd

Visitors (Last name, first) (Indicate starters with an asterisk)		FG	FGA	FT	FTA	Rebounds	PF	TP	A	TO	BLK	S	MIN
North Carolina		25	44	10	14	19	24	32	17	5	10	20	20
Chilcutt, Pete		6	10	0	0	5	5	14	5	1	17	2	12
Fox, Rick		9	16	5	7	0	0	12	3	4	23	2	10
Williams, Scott		1	8	0	0	0	0	3	3	5	2	2	10
Rice, King		5	8	1	1	4	0	2	2	2	12	7	7
Madden, Kevin		4	4	0	0	6	7	1	2	2	14	2	10
Harris, Jeff		0	0	0	0	0	0	0	0	0	0	0	2
Harris, Kenny		0	0	0	0	0	0	0	0	0	0	0	2
Rodi, Henrik		1	1	1	1	0	0	0	0	0	0	0	10
Cherry, Scott		2	5	0	0	2	2	3	5	8	5	6	1
Lynch, George		1	2	0	1	0	0	1	1	0	2	1	0
Davis, Robert		0	0	0	0	0	0	0	0	0	0	0	13
Greenow, John		0	0	0	0	0	0	0	0	0	0	0	1
Sennott, Matt		0	0	0	0	0	0	0	0	0	0	0	1

TEAM REBOUNDS (included in Totals)  
TOTALS 29 54 7 10 14 19 24 32 17 5 10 20 20

TOTAL FG%: 1st half 12-23 = 52.2% 2nd half 16-31 = 51.6% Game 28-54 = 51.9% Deadball 2

3-PT FG%: 1st half 4-5 = 80.0% 2nd half 3-5 = 60.0% Game 7-10 = 70.0% Rebounds 2

FT%: 1st half 10-12 = 83.3% 2nd half 4-7 = 57.1% Game 14-19 = 73.7%

(E (Last name, first) (Indicate starters with an asterisk))

Home (Last name, first) (Indicate starters with an asterisk)		FG	FGA	FT	FTA	Rebounds	PF	TP	A	TO	BLK	S	MIN
Oklahoma		16	33	6	10	20	20	15	2	3	2	0	33
Jones, Jackie		1	2	0	0	1	0	1	1	4	3	1	19
Patterson, Damon		8	14	0	1	6	7	3	11	4	3	2	36
Davis, Willie		4	8	2	5	4	2	4	3	13	7	1	34
McGowen, Spoke		4	9	2	5	2	2	2	4	3	12	6	5
Henry, Spencer		1	2	0	0	2	2	0	1	2	4	1	0
Staudenicht, Jason		0	2	0	0	2	0	0	1	2	4	1	0
Evans, Terry		0	2	0	0	2	0	0	1	2	4	1	0
Harris, Mike		0	0	0	0	0	0	0	0	0	0	0	5
Roberts, Jeff		0	0	0	0	0	0	0	0	0	0	0	13
Phillips, Terrence		0	0	0	0	0	0	0	0	0	0	0	20
Holmes, Marcie		0	0	0	0	0	0	0	0	0	0	0	20
Martin, Tony		0	0	0	0	0	0	0	0	0	0	0	20
Nare, Roland		0	0	0	0	0	0	0	0	0	0	0	20

TEAM REBOUNDS (included in Totals)  
TOTALS 28 58 7 19 14 15 19 28 18 77 21 17 2 10 20

TOTAL FG%: 1st half 14-33 = 42.4% 2nd half 16-35 = 45.7% Game 30-68 = 44.1% Deadball 2

3-PT FG%: 1st half 3-10 = 30.0% 2nd half 4-9 = 44.4% Game 7-19 = 36.8% Rebounds 2

FT%: 1st half 7-8 = 87.5% 2nd half 7-10 = 70.0% Game 14-18 = 77.8%

Technical foul: OLL-MARTIN

Officials: Timothy Higgins, Joe Sample, North Carolina 40 39 79, Oklahoma 38 39 77

Technical foul: NONE

NCAA Midwest Regional - First Round Game 2  
OFFICIAL NCAA BASKETBALL BOX SCORE Date 3/13/90 Site Frank Erwin Center

1990  
1st

Visitors (Last name, first) (Indicate starters with an asterisk)		FG	FGA	FT	FTA	Rebounds	PF	TP	A	TO	BLK	S	MIN
Southwest Missouri		4	4	0	0	1	0	0	1	8	1	0	23
Stange, Chris		4	4	0	0	1	0	0	1	8	1	0	23
Ford, Jeff		8	15	4	9	5	6	11	4	25	2	1	32
Campbell, Lee		3	7	0	0	1	2	6	8	2	6	0	37
Bernard, Arnold		3	9	1	4	0	2	0	4	3	7	6	3
Seld, Harry		3	13	0	5	7	9	0	2	3	13	3	4
Jones, Anthony		2	3	1	1	0	0	0	0	2	5	1	0
Redmond, Levalace		2	3	1	1	0	0	0	0	2	5	1	0
Brewer, David		3	4	0	0	0	2	0	4	6	0	0	11
Bibbie, Dale		0	0	0	0	0	0	0	0	0	0	0	5
Marshall, J.T.		0	0	0	0	0	0	0	0	0	0	0	5
Johnson, Fred		0	0	0	0	0	0	0	0	0	0	0	5
Barville, Chris		0	0	0	0	0	0	0	0	0	0	0	5

TEAM REBOUNDS (included in Totals)  
TOTALS 32 55 6 19 12 19 13 19 32 19 70 13 13 1 4 300

TOTAL FG%: 1st half 17-32 = 53.1% 2nd half 9-23 = 39.1% Game 26-55 = 47.3% Deadball 2

3-PT FG%: 1st half 4-9 = 44.4% 2nd half 2-10 = 20.0% Game 6-19 = 31.6% Rebounds 2

FT%: 1st half 2-4 = 50.0% 2nd half 10-15 = 66.7% Game 12-19 = 63.2%

Technical foul: NONE

Home (Last name, first) (Indicate starters with an asterisk)		FG	FGA	FT	FTA	Rebounds	PF	TP	A	TO	BLK	S	MIN
North Carolina		4	10	0	0	1	3	4	7	1	8	1	1
Chilcutt, Pete		4	10	0	0	1	3	4	7	1	8	1	1
Fox, Rick		7	11	2	4	1	3	2	0	2	17	2	1
Williams, Scott		9	14	0	0	1	1	5	6	5	18	1	3
Rice, King		2	9	0	1	2	1	3	4	2	6	7	3
Madden, Kevin		6	6	0	0	0	0	2	2	1	12	0	0
Harris, Jeff		3	3	0	0	0	0	1	1	0	6	0	0
Harris, Kenny		3	3	0	0	0	0	1	1	0	6	0	0
Rodi, Henrik		2	2	0	0	2	5	2	1	3	4	6	3
Cherry, Scott		0	0	0	0	0	0	0	0	0	0	0	13
Lynch, George		3	7	0	0	2	5	3	8	4	8	2	2
Davis, Robert		0	2	0	1	2	0	1	1	0	4	0	0
Greenow, John		0	0	0	0	0	0	0	0	0	0	0	2
Sennott, Matt		0	0	0	0	0	0	0	0	0	0	0	2

TEAM REBOUNDS (included in Totals)  
TOTALS 36 64 2 6 9 17 16 21 37 20 83 16 10 4 8 200

TOTAL FG%: 1st half 20-35 = 57.1% 2nd half 6-23 = 26.1% Game 26-58 = 44.8% Deadball 1

3-PT FG%: 1st half 0-4 = 0.0% 2nd half 2-14 = 14.3% Game 2-18 = 11.1% Rebounds 1

FT%: 1st half 1-3 = 33.3% 2nd half 14-15 = 93.3% Game 15-18 = 83.3%

Technical foul: 10-705

Officials: Booker Turner, David Bait, SW Missouri 40 30 70, North Carolina 41 42 83

Technical foul: NONE

OFFICIAL NCAA BASKETBALL BOX SCORE Date 3-23-89 Site Lexington, Ky.

1989  
16

Visitors (Last name, first)		FG	FGA	FT	FTA	Rebounds	PF	TP	A	TO	BLK	S	MIN
Michigan		13	19	8	12	0	0	1	5	6	1	34	2
Rice, Glen		1	3	1	1	0	0	1	5	6	1	34	2
Mills, Terry		8	11	0	0	2	1	5	6	3	16	1	33
Vaught, Loy		0	1	3	0	0	2	0	6	6	0	4	3
Griffin, Mike		0	0	1	0	0	0	0	1	1	0	1	0
Robinson, R		7	15	3	6	0	2	3	2	5	3	17	13
Hagins, Sean		5	11	2	5	2	0	2	0	2	0	14	3
Catalp, Deme		1	4	0	1	0	0	0	1	1	2	0	1
Hagins, Mark		1	2	0	0	3	4	3	3	6	4	5	0

TEAM REBOUNDS (included in Totals)  
TOTALS 36 66 18 24 7 12 9 25 34 18 92 20 19 4 6 200

TOTAL FG%: 1st Half 58.8% 2nd Half 50.0% Game 54.5% Deadball 1

3-PT FG%: 1st Half 55.0% 2nd Half 50.0% Game 52.5% Rebounds 1

FT%: 1st Half 80.0% 2nd Half 42.9% Game 58.3%

(E (Last name, first))

Home (Last name, first)		FG	FGA	FT	FTA	Rebounds	PF	TP	A	TO	BLK	S	MIN
North Carolina		2	7	2	4	4	4	2	5	7	1	10	10
Bucknall, Steve		1	2	7	2	4	4	2	5	7	1	10	10
Madden, Kevin		5	12	0	2	0	0	1	0	1	1	10	25
Williams, Scott		4	4	0	0	0	0	1	4	5	1	8	0
Lebo, Jeff		6	10	5	9	2	2	1	0	1	3	19	7
Rice, King		1	3	0	1	2	2	0	1	1	0	4	2
Beard, JR		12	18	0	0	2	7	1	5	6	4	26	0
Fox, Rick		4	5	0	0	0	0	0	2	2	2	8	3
Chilcutt, Pete		1	2	0	0	0	0	0	4	4	2	9	0

TEAM REBOUNDS (included in Totals)  
TOTALS 35 66 7 16 10 15 7 24 31 14 87 24 14 1 11 200

TOTAL FG%: 1st Half 56.7% 2nd Half 45.5% Game 50.0% Deadball 5

3-PT FG%: 1st Half 70.0% 2nd Half 0.0% Game 43.8% Rebounds 5

FT%: 1st Half 80.0% 2nd Half 76.9% Game 78.6%

Officials: Don Rutledge, Tom Scott, & Wally Tanner

Technical foul: NONE

SCORE BY PERIODS 1st 2nd 3rd 4th OT FINAL Michigan 50 42 92, N Carolina 47 40 87

1989 NCAA SOUTHEAST SECOND ROUND  
NORTH CAROLINA 88, UCLA 81

1989  
2nd

MARCH 19, 1989

OMNI, ATLANTA, GA.

UCLA	FG	3FG	FT	REB	PF	PTS	A	TO	BLK	STL	MP	
4-Trevor Wilson	6-13	0-0	9-15	1-8	3	21	3	2	0	0	40	
42-Don MacLean	7-13	0-0	2-4	2-6	5	16	3	0	0	1	32	
50-Kevin Walker	5-8	4-7	3-4	1-3	4	17	4	2	0	0	30	
15-Darrick Martin	2-6	0-2	0-0	1-1	2	3	4	3	1	0	1	25
24-Pooh Richardson	513	3-8	1-4	2-2	4	14	5	4	0	0	40	
45-Charles Rochellin	3-4	1-2	0-0	0-3	4	7	1	0	0	0	19	
25-Keith Owens	1-1	0-0	0-0	1-1	2	1	2	0	0	1	1	14
Team	1-0-1											
TOTALS	29-58	8-19	15-27	9-24	33	24	81	19	9	1	3	200





# NCAA TOURNAMENT BOX SCORES

1989 1st Round vs. Southern  
1988 Elite 8 vs. Arizona  
1988 Sweet 16 vs. Michigan  
1988 2nd Round vs. Loyola Marymount

1989 NCAA SOUTHEAST FIRST ROUND  
NORTH CAROLINA 93, SOUTHERN 79  
MARCH 17, 1989  
OMNI, ATLANTA, GA.

1989  
1st

	FG	3FG	FT	REB	PF	PTS	A	TO	BLK	STL	MP
SOUTHERN											
31-Joe Faulkner	7-17	0-2	0-1	1-4-5	4	14	3	1	0	5	36
42-Daryl Battles	5-9	0-0	1-5	5-5-10	4	11	2	2	1	1	40
45-R. Youngblood	3-9	0-0	1-2	1-4-5	4	7	0	1	1	0	33
13-Carlos Sample	7-24	6-16	2-2	1-1-2	3	22	7	2	0	1	40
34-Bobby Phills	8-18	4-10	0-0	3-3-6	0	20	1	3	0	4	34
25-D. Anderson	2-2	0-0	1-2	2-0-2	0	5	1	0	0	0	13
50-Ryan Jones	0-0	0-0	0-0	0-0-0	1	0	0	0	0	0	4
Team				2-1-3							
TOTALS	32-79	10-28	5-12	15-18-33	16	79	14	9	2	11	200

SOUTHERN PCTS	1ST	2ND	TOTALS
FG	12-38 (.316)	20-41 (.488)	32-79 (.405)
3FG	5-15 (.333)	5-13 (.385)	10-28 (.357)
FT	5-8 (.625)	0-4 (.000)	5-12 (.417)

NORTH CAROLINA	FG	3FG	FT	REB	PF	PTS	A	TO	BLK	STL	MP
20-Steve Bucknall	4-6	3-4	2-2	0-5-5	2	13	7	4	0	0	33
34-J.R. Reid	8-12	0-0	2-2	4-6-10	2	18	2	6	1	0	29
42-Scott Williams	6-10	0-0	2-3	3-8-11	4	14	0	1	1	1	26
14-Jeff Lebo	2-7	0-4	0-0	2-3-5	3	4	5	3	0	0	24
21-King Rice	1-2	1-2	2-2	0-1-1	1	5	7	4	0	0	25
32-Pete Chilcutt	1-3	0-0	1-2	0-0-0	0	3	1	1	0	0	10
22-Kevin Madden	11-13	0-0	0-3	3-4-7	0	22	2	1	1	0	28
44-Rick Fox	6-14	0-0	0-0	1-6-7	2	12	1	0	0	4	23
31-David May	0-1	0-1	0-0	0-0-0	0	0	0	0	0	0	0
45-Marty Hensley	1-1	0-0	0-0	1-0-1	0	2	0	0	0	0	1
3-Jeff Denny	0-0	0-0	0-0	0-0-0	0	0	0	0	0	0	1
Team				1-1-2							
TOTALS	40-69	4-11	9-14	15-34-49	14	93	25	20	3	5	200

UNC PCTS	1ST	2ND	TOTALS
FG	21-38 (.553)	19-31 (.613)	40-69 (.580)
3FG	2-5 (.400)	2-6 (.333)	4-11 (.364)
FT	0-1 (.000)	9-13 (.692)	9-14 (.643)

## SCORING BY HALVES

SOUTHERN	34	45	-	79
UNC	44	49	-	93

POINTS OFF TURNOVERS: Southern 22, UNC 8  
SECOND CHANCE POINTS: Southern 9, UNC 22

OFFICIALS: Booker Turner, Bobby Olah, Gene Monje

## OFFICIAL NCAA BASKETBALL BOX SCORE

27 MAR 1988

KINGSDORE SEATTLE

1988  
E-8

### 1988 NCAA WEST REGIONAL FINAL

10.	CAROLINA	P	Tot FG	FG-FGA	3-pt	FG-FGA	FT-FTA	Rebounds	O- D Tot	PF	TP	A	TO	BLK	S	MIN
14	REID, J.R.	f	4-10	0-0	2-2	2-2	9	4	10	2	2	0	1	31		
10	BUCKNALL, Steve	f	1-1	0-0	0-0	0-0	9	4	2	2	1	0	0	21		
2	WILLIAMS, Scott	c	5-7	0-1	3-4	2-4	6	4	13	0	1	0	30			
4	LEBO, Jeff	g	3-9	3-8	0-0	0-0	3	9	4	4	0	0	0	34		
2	MADDEN, Kevin	g	1-9	0-0	0-0	0-2	2	2	2	1	2	0	0	17		
3	SMITH, Ranzino	g	3-12	3-10	0-0	1-2	3	1	9	0	1	0	2	23		
4	FOX, Rick	g	3-4	0-0	1-2	1-0	1	2	7	0	1	0	1	18		
1	MAY, David	g	0-0	0-0	0-0	0-0	0	0	0	0	0	0	0	1		
2	CHILCUTT, Pete	g	0-1	0-0	0-0	0-1	1	0	0	3	0	0	0	11		
5	JENKINS, Joe	g	0-0	0-0	0-0	0-0	0	0	0	0	0	0	0	1		
3	DENNY, Jeff	g	0-0	0-0	0-0	0-0	0	0	0	0	0	0	0	1		
1	HYATT, Rodney	g	0-2	0-0	0-0	1-0	1	0	0	0	0	0	0	1		
1	RICE, King	g	0-1	0-0	0-0	1-1	2	2	0	0	0	0	0	10		
4	ELSTON, Doug	g	0-0	0-0	0-0	0-0	0	0	0	0	0	0	0	1		
	Team Rebs./TOS															
TOTALS			20-56	6-19	6-8	10-17	27	22	52	12	12	1	4	200		

OTL FGZ	1st Half	11-27	.407	2nd Half	9-29	.310	Game	20-56	.357	Deadball
PL FGZ	1st Half	4-10	.400	2nd Half	2-9	.222	Game	6-19	.316	Reb.- 5
TX	1st Half	2-3	.667	2nd Half	4-5	.800	Game	6-8	.750	

No.	ARIZONA	p	Tot FG	FG-FGA	3-pt	FG-FGA	FT-FTA	Rebounds	O- D Tot	PF	TP	A	TO	BLK	S	MIN
2	ELLIOTT, Sean	f	6-11	1-3	11-14	0-5	5	3	24	3	3	0	0	0	38	
0	COOK, Anthony	f	0-2	0-0	2-2	1-3	4	2	10	1	0	0	0	0	29	
3	TOLBERT, Tom	c	0-14	0-0	5-4	1-5	6	3	21	0	2	0	0	0	34	
5	KERR, Steve	g	3-4	3-4	5-4	0-3	3	2	14	3	1	0	0	0	39	
0	McNALLAN, Craig	g	4-6	1-3	0-0	0-3	3	1	9	1	2	0	0	0	30	
1	LOFTON, Ken	g	0-0	0-0	0-0	0-0	0	0	0	1	0	0	0	0	8	
4	MUEHLBACH, Matt	g	0-0	0-0	0-0	0-0	0	0	0	0	0	0	0	0	1	
3	TURNER, Joe	g	0-0	0-0	0-0	0-2	2	0	0	0	1	1	0	0	13	
5	BUCHLER, Jud	g	0-0	0-0	0-0	0-1	1	0	0	1	0	0	0	0	4	
4	MASON, Harvey	g	0-2	0-1	0-0	0-0	0	1	0	1	0	0	0	0	4	
	Team Rebs./TOS															
TOTALS			21-39	5-11	23-26	2-26	28	16	70	10	10	1	4	0	200	

OTL FGZ	1st Half	7-15 <td>.467</td> <th>2nd Half</th> <th>14-24<td>.583</td><th>Game</th><th>21-39<td>.538</td><th>Deadball</th></th></th>	.467	2nd Half	14-24 <td>.583</td> <th>Game</th> <th>21-39<td>.538</td><th>Deadball</th></th>	.583	Game	21-39 <td>.538</td> <th>Deadball</th>	.538	Deadball
PL FGZ	1st Half	2-5 <td>.400</td> <th>2nd Half</th> <th>3-6<td>.500</td><th>Game</th><th>5-11<td>.455</td><th>Reb.- 1</th></th></th>	.400	2nd Half	3-6 <td>.500</td> <th>Game</th> <th>5-11<td>.455</td><th>Reb.- 1</th></th>	.500	Game	5-11 <td>.455</td> <th>Reb.- 1</th>	.455	Reb.- 1
TX	1st Half	10-12 <td>.833</td> <th>2nd Half</th> <th>13-16<td>.813</td><th>Game</th><th>23-28<td>.821</td><th></th></th></th>	.833	2nd Half	13-16 <td>.813</td> <th>Game</th> <th>23-28<td>.821</td><th></th></th>	.813	Game	23-28 <td>.821</td> <th></th>	.821	

Officials: Richard Ballesteros, Tim Higgins, Joe Silvester

Score By Periods	1st H.	2nd H.	Total
N CAROLINA	28	24	52
ARIZONA	26	44	70

Technical Fouls: None

1 CAROLINA: None

ARIZONA: None

Attendance: 22,470

## OFFICIAL NCAA BASKETBALL BOX SCORE

Date 3-19-88

Site SALT LAKE CITY, UT

1988  
2nd

OFFICIAL MEDIA BROCHURE												Date		Site		SALT LAKE CITY, UT		1982	
VISITORS (Last Name, First) (28-4)												Date		Site		SALT LAKE CITY, UT		1982	
No.	Player	Pos.	FG	FTA	3pt	FGA	3ptA	FT	FTA	Rebounds	PF	TP	A	T	B	S	MIN		
										O	D	Tot							
1	LOYOLA-MARYMOUNT																		
1	ARMSTRONG, MARK	F	3	7				1	2	1	2	3	5	7					
2	JOEST, MIKE	F	2	10	0	1		6	10	8	4	12	4	10					
4	GATHEBS, HANK	C	7	17				3	10	9	3	12	4	17					
11	GAINES, COREY	G	5	20	1	5		5	6	1	0	1	3	16					
30	KIMBLE, BO	G	3	21	1	9		1	2	3	0	3	4	8					
0	LEE, MARCELLUS		0	0				0	0				0	0					
12	MISTEA, TERRY																		
21	FRYER, JEFF		9	16	7	14		2	2	2	0	2	4	27					
22	MEYER, PAT		0	0				0	0				0	0					
23	ROSCOE, JEFF		0	0				0	0				0	0					
32	SIMMONS, ENOCH		4	11	4	9		0	0	2	2	4	0	12					
42	VEARGASON, JOHN		0	0				0	0	1	1	2	0	0					
50	SLATER, MARCUS		0	1	0	1		0	0	0	0	0	0	0					
24	ERISLEY, CHRIS																		
Team Rebounds (included in Totals)																			
TOTALS			33	103	13	39		19	32	28	134	24	97	17	6	1	1		

TOTAL FG %	1st Half	(13-31) .419	2nd Half	(20-52) .385	Game	(33-83) .398	Deadball
3-PT FG %	1st Half	(5-13) .385	2nd Half	(8-24) .333	Game	(13-37) .351	Rebounds
FT %	1st Half	(9-16) .563	2nd Half	(9-16) .563	Game	(18-32) .563	

HOME (Last Name, First) <b>(26-3)</b> <b>6</b>																
No.	NORTH CAROLINA	THURSDAY		SUMMER		FT	FTA	REBOUNDS		PF	TP	A	TO	BLK	S	MIN
		P	FGA	P	FGA			O	TOT							
20	BUCKNALL, STEVE	f	5-7			3	5	0	5	3	13	3	0			20
34	REID, J.R.	f	8-10			3	6	4	11	5	19	5	6	1	30	
42	WILLIAMS, SCOTT	c	3-3			2	2	1	7	8	5	8	3	2	1	25
14	LEBO, JEFF	g	6-9	3	4	4	4	1	4	5	19	7	5			33
22	MADDEN, KEVIN	g	7-9			2	2	0	4	1	16	9	1			27
3	DENNY, JEFF		0-0			0	0	1	0	1	1	0	0			2
11	HYATT, RODNEY		1-1			0	0	0	0	0	0	2	0			1
21	RICE, KING		1-1			2	2	0	1	1	2	4	2			7
24	ELSTON, DOUG		0-0			0	0	0	0	0	0	0	0			1
31	MAY, DAVID		0-0			0	0	0	0	0	0	0	0			1
32	CHILCUTT, PETE		2-2			1	3	0	6	6	0	5	2	1		13
33	SMITH, RANZINO		11-14	3	5	2	3	1	3	4	1	27	0			18
35	JENKINS, JOE		1-2			0	0	0	1	1	0	2	1			3
44	FOX, RICK		4-4			0	0	0	4	4	4	8	4	3		19
TEAM REBOUNDS (included in Totals)																
TOTALS			49-62	6-9		19-27		9-47	56	23	123	36	26	4	1	200

TOTAL FG %	1st Half	(25-52) .481	2nd Half	(24-30) .800	Game	(49-82) .598	Deadball
3-PT FG %	1st Half	(5-13) .385	2nd Half	(1-11) .091	Game	(6-24) .250	Rebounds
FT %	1st Half	(10-13) .769	2nd Half	(9-15) .600	Game	(19-28) .679	

Officials: LUIS GILLO (R), TED W. HULLERY (U)

Technical Fouls: MADDEN (NC), REID (UT)

Attendance: 14,062

Score By Periods	1st H.	2nd H.	OT	Final
LOYOLA-MARYMOUNT	40	57		97
NORTH CAROLINA	65	58		123





# NCAA TOURNAMENT BOX SCORES

1988 1st Round vs. North Texas State  
1987 Elite 8 vs. Syracuse  
1987 Sweet 16 vs. Notre Dame  
1987 2nd Round vs. Michigan

1988

HUNTSMAN CENTER-SLC

Date: 3-17-88

1st

VISITORS (Last Name, First)

No.	NAME	PG	FG	FT	FTA	REB	AST	PF	TP
17	NORTH TEXAS STATE								
17	WOBEL, TONY	1	6	17	27	1	2	3	4
18	MORRIS, RONNIE	1	3	9	14	1	7	12	19
33	WILLIAMS, WENDALE	1	3	4	0	0	1	1	5
10	ROBERTSON, RICKY	0	2	8	0	3	5	6	2
22	HUNTER, DEAN	0	6	17	37	0	0	1	1
11	GALLEY, KEVIN	0	0	2	2	0	0	0	2
12	GREGG, ROBERT	0	0	0	0	0	0	0	0
20	DURVEA, TIM	0	1	0	1	0	0	1	0
21	CHAPMAN, ANDREW	0	3	0	0	1	0	1	0
32	SMITH, WILLIAM	0	2	4	1	1	4	2	2
24	WHITTINGTON, DAVID	0	1	0	1	2	2	3	5
49	NORTHCROSS, TONY								

TEAM REBOUNDS (Included in Totals)

TOTALS	22	66	16	19	15	20	18	21	39	20	65
TOTAL FG %: 1st Half	(10-34)	.294	2nd Half	(12-33)	.375	Game	(22-66)	.333			
3-Pt. FG %: 1st Half	(1-12)	.083	2nd Half	(5-7)	.714	Game	(6-19)	.316			
FT %: 1st Half	(5-5)	.750	2nd Half	(12-12)	.750	Game	(15-26)	.577			

Deadball  
Rebounds

HOME (Last Name, First)

No.	NAME	PG	FG	FT	FTA	REB	AST	PF	TP
20	NORTH CAROLINA								
20	BUCKNALL, STEVE	1	2	4	12	2	2	0	2
34	REID, J. R.	1	10	16	9	10	4	5	9
42	WILLIAMS, SCOTT	0	5	9	0	1	0	1	1
14	LEBO, JEFF	0	2	5	1	3	2	2	0
22	MADDEN, KEVIN	0	3	5	0	1	1	4	5
3	DEBUNK, JEFF	0	1	1	0	0	0	1	1
11	HYATT, RODNEY	0	0	1	0	0	0	0	0
21	RICE, KYLE	0	1	2	1	1	0	0	3
24	EUSTON, DONG	0	0	0	0	0	0	0	0
31	HAY, DAVID	0	0	0	0	0	0	0	0
32	CHILCUTT, PETE	0	0	3	0	0	2	1	3
33	SMITH, RANZINO	0	4	6	2	4	5	6	2
35	JENNINGS, JEFF	0	1	1	0	0	1	0	1
44	FOX, RICK	0	1	4	0	0	0	2	2

TEAM REBOUNDS (Included in Totals)

TOTALS	30	57	15	11	18	23	11	30	41	15	83
TOTAL FG %: 1st Half	(15-33)	.454	2nd Half	(15-34)	.441	Game	(30-67)	.448			
3-Pt. FG %: 1st Half	(3-9)	.333	2nd Half	(5-11)	.455	Game	(8-20)	.400			
FT %: 1st Half	(7-8)	.875	2nd Half	(11-15)	.733	Game	(18-23)	.783			

Deadball  
Rebounds

OFFICIALS: BUREAU, MONTE (R), DAVID J. BAR (U)

\* PHIL BOVA (U)

SCORE BY PERIODS

1st H.	2nd H.	OT	OT	TOTAL
NORTH TEXAS STATE	24	41		65
NORTH CAROLINA	40	43		83

Technical Fouls:

Attendance:

Copyright 1987 National Computer Athletic Association

OFFICIAL NCAA BASKETBALL BOX SCORE

Sat. aft. Meadowlands Arena,  
Date 21 Mar 1987 Site East Rutherford, N.J.

1987  
E-8

VISITORS (Last Name, First)

No.	NAME	PG	FG	FT	FTA	REB	AST	PF	TP
35	SYRACUSE								
25	Howard Triche	1	5	9	0	1	0	6	6
44	Derrick Coleman	1	2	10	1	4	6	7	14
4	Rony Seikaly	0	1	15	1	4	7	4	7
11	Greg Monroe	0	3	8	2	5	4	4	1
20	Sherman Douglas	0	6	13	0	1	2	5	2
21	Hatt Hee								
24	Joel Katz								
30	Derek Brower	1	2	0	1	1	0	1	2
32	Stephen Thompson	3	3	1	5	2	0	2	1
33	Herman Horried	0	0	0	0	0	0	0	0
41	Erik Rogers								
43	Kath Hughes								
50	Joey Kein								

A	TO	BLK	S	MIN
3	1			
3	1	3	2	35
0	2	2	1	3
2	2	0	0	2
9	5	0	2	3
0	0	0	0	6
0	1	0	0	1
0	0	0	0	1
0	0	0	0	1
0	0	0	0	1
0	0	0	0	1

TEAM REBOUNDS (Included in Totals)

1 3 4 1

TOTALS	31	60	2	6	15	29	18	24	4	16	79
TOTAL FG %: 1st Half .476	2nd Half .560	Game .517									
3-Pt. FG %: 1st Half .667	2nd Half .600	Game .577									
FT %: 1st Half .527	2nd Half .667	Game .577									

17	13	5	7	20
Desorb				
Rebounds	5			

HOME (Last Name, First)

No.	NAME	PG	FG	FT	FTA	REB	AST	PF	TP
24	JOE WOLF	1	5	7	1	1	1	2	2
35	DAVE POPPUS	1	5	9	0	2	2	4	1
34	J. B. REID	0	7	14	1	1	2	0	6
34	JEFF LEBE	0	0	5	0	5	2	2	1
30	KENNY SMITH	0	10	19	4	1	1	1	2
3	JEFF DENNY								
11	RODNEY HYATT								
20	STEVE BUCKNALL	0	1	0	0	0	0	0	3
21	MICHAEL NORWOOD								
32	PETE CHILCUTT								
33	RANZINO SMITH	4	5	3	3	0	0	1	0
42	SCOTT WILLIAMS	0	4	0	1	0	0	0	2
43	CURTIS HUNTER								
45	MARTY HENSLEY								

A	TO	BLK	S	MIN
4	4	0	0	3
0	1	0	1	2
1	1	3	0	3
4	2	0	0	2
7	6	0	2	2
0	0	0	0	1
0	0	0	0	1
0	0	0	0	1
0	0	0	0	1
0	0	0	0	1
0	0	0	0	1

TEAM REBOUNDS (Included in Totals)

5 1 6

TOTALS	31	64	8	20	5	8	12	30	23	75
TOTAL FG %: 1st Half .471	2nd Half .556	Game .500								
3-Pt. FG %: 1st Half .400	2nd Half .500	Game .500								
FT %: 1st Half .667	2nd Half .500	Game .625								

18	14	3	4	4
Desorb				
Rebounds	0			

OFFICIALS: John Clougherty, Nolan Pine, Rusty Herrington

Tim Higgins, standby

SCORE BY PERIODS 1st 2nd 3rd 4th OT

SYRACUSE 41 35  
NORTH CAROLINA 30 45

Technical Fouls

eagerness 14 52









1985 Elite 8 vs. Villanova  
1985 Sweet 16 vs. Auburn  
1985 2nd Round vs. Notre Dame  
1985 1st Round vs. MTSU

Date March 24, 1985 Site Birmingham Colibe

# 1985

## E-8

OFFICIAL NCAA BASKETBALL BOX SCORE								Date _____	Site _____
VISITORS (Last Name, First)									E-8
No.	Name	FG	FTA	FT	FTR	PF	TP	MIN	A TO
20	VILLANOVA (23-10)								
21	PRESSLEY, Harold	1	7	1	2	3	1	15	38 1 2 0 2
3	MILAN, Dwayne	1	4	1	3	5	3	11	36 2 4 0 3
34	POMEROY, Ed	e	3	6	3	6	7	9	38 3 0 2 3
4	WELSH, Dwight	0	0	3	0	0	2	0	9 1 1 0 1
22	MILAN, Gary	0	3	5	5	6	2	2	11 37 2 1 0 1
10	DUNSON, Volterra	DNP							
12	MASSIMO, Roland	DNP							
20	HARRINGTON, Brian	DNP							
25	PIDORE, Steve	DNP							
31	JENSEN, Mark	0	1	0	0	1	0	0	7 1 0 0 0
32	JENSEN, Harold	5	7	0	0	3	1	10	31 3 2 0 3
41	EVERSON, Chuck	0	1	0	0	0	1	0	2 0 0 0 0
43	MAKER, Wyatt								
50	BROWN, Oranally								

TEAM REBOUNDS (included in Totals)						TEAM						3					
TOTALS						22	47	12	17	26	11	56	200	13	10	2	13
FG %: 1st Half		6 of 26 (.231)		2nd Half		16 of 31 (.516)		Game		32 of 47 (.681)							
FT %: 1st Half		5 of 9 (.556)		2nd Half		7 of 8 (.875)		Game		12 of 17 (.706)		Deadball		Rebounds		2	

HOME		AWAY							TOTAL					
NO	NAME	FG	FTA	FT	FTA	REB	PF	TP	MIN	A	TO	BLK	S	
40	North Carolina (27-9)													
3	JOHNSON, Dave	f	2	3	1	2	0	5	14	0	1	C	C	
42	DAGGHEFFY, Brad	f	7	9	3	6	12	3	38	0	2	C	C	
24	WEEF, Joe	c	2	6	0	0	4	3	4	34	5	3	C	C
22	PETERSON, Russ	g	0	3	0	0	0	1	0	26	0	1	C	C
30	SMITH, Kenny	g	2	7	0	0	3	3	4	40	5	3	C	C
4	DAVE, James	DNP												
33	MURKIN, Cliff		0	0	0	0	0	0	0	2	0	0	C	C
30	SMITH, Reneino		3	10	0	0	4	2	6	28	0	3	C	C
40	ROPER, Gerv	DNP												
43	HUNTER, Curtis		3	4	0	0	2	2	6	16	0	4	C	C
54	MARTIN, Warren		1	2	C	C	1	2	2	16	1	2	C	C

TEAM REBOUNDS (Included in Totals)				TEAM											
TOTALS				20	44	4	7	29	16	44	20	11	19	2	3
FG %: 1st Half 10 of 23 (.435)				2nd Half 10 of 21 (.476)				Game 56 of 49 (.459)				Deadball 0			
2 of 3 (.667)				4 of 5 (.800)				4 of 7 (.571)							

FT %: 1st Half 100.00 2nd Half 75.00		Game Tot 75.00		Rebounds	
ALS					
1. Higgins, Jim Burr, J.C. Leimbach					
Technical Fouls: 10-45					
Attendance: Turnstile: 9,407					
Paid: 15,883					
Copyright 1985 National Collegiate Athletic Association					
SCORE BY PERIODS		1st H	2nd H	OT	OT
Villanova		17	39		56
North Carolina		22	22		44

FINAL  
Date March 22, 1985 Site Birmingham Coliseum

**1985**  
**16**

VISITORS (Last Name, First)									
No.	NAME	FG	FGA	FT	FTA	REB	PF	TP	
10	AUBURN, (22-12)								
11	JRIS, Chris	1	3	10	1	2	7	7	38 0 0 0 2
42	PERSON, Chuck	1	8	25	0	12	4	16	39 3 3 1 2
40	MOORE, Jeff	0	2	3	0	0	2	3	17 1 0 0 0
12	WHITE, Gerald	0	2	5	0	0	1	4	37 2 0 0 0
13	FORD, Frank	0	9	14	1	2	4	2	37 3 2 6 0
10	HOWARD, Terrance								
11	TURNER, Rodney								
14	LINN, Johnny	0	0	0	0	0	1	0	5 0 0 0 0
25	GODFREY, Gary								
32	GUEST, Darren	0	0	0	0	1	0	0	5 0 0 0 0
33	HOLLAND, Carey	2	2	4	8	1	2	8	22 0 0 1 0
54	SPEYER, Howard								

TEAM REBOUNDS (Included in Totals)	3											
TOTALS	25	59	6	12	33	18	56	200	9	5	2	4

HOME	FG %: 1st Half		2nd Half		Game		Deadball Rebounds	3					
	5 of 9 (.556)	1 of 1 (100)	5 of 9 (.556)	1 of 1 (100)	6 of 19 (.316)								
K. BORTH CAROLINA (21-9)	FG	FGA	FT	FTA	REB	PF	TP	MIN	A	O	BLK	S	
39 POPSON, Dave	f	2	4	0	0	4	1	4	14	0	0	0	0
42 DUCHESNEY, Brad	f	5	8	0	2	8	2	10	39	3	2	2	0
24 WELF, Joe	c	4	6	2	2	7	3	10	35	3	1	0	0
22 FLETCHER, Bazz	g	0	5	0	0	2	2	0	29	2	4	0	0
30 SMITH, Mandy	g	9	13	4	5	3	1	22	38	6	0	0	2
4 DAVIS, James													
20 MORRIS, Cliff													
33 SMITH, Ramzino		1	5	2	2	2	0	4	14	1	0	0	0
40 ROPER, Gary													
43 HUNTER, Curtis		0	1	0	2	1	0	0	5	0	0	0	0
54 MASTIN, Warren		4	8	4	5	5	3	12	26	1	1	1	0

[illegible]

FG %: 1st Half 14 of 27 (51.9%) 2nd Half 11 of 23 (47.8%) Game 25 of 49 (51.0%) Deadball Rebounds 2  
FT %: 1st Half 5 of 10 (50.0%) 2nd Half 7 of 9 (77.8%) Game 12 of 19 (63.2%)

FRUSTRALS:

Tim Hingray, Jim Burr, J.C. Leisbech

Technical Fouls: None

SCORE BY PERIODS	1st H.	2nd H.	OT	OT	FINAL
ALEXANDER	23	33	+		56
WARRIOR	22	22			44

Date March 16, 1985 Site ACC, Notre Dame,

**1985**  
**2nd**

[illegible][illegible]

FOG: 1st Hal 14-26, 33-38 2nd Hal 21-19, 46-7 Game - 58-7									Deadball Rebounds 6				
JOE: 1st Hal 2-11, 6-36 2nd Hal 7-15, 46-7 Game - 53-8													
NO.	NAME	FG	FGA	FT	FTA	REB	PF	TP	MIN	A	TO	BLK	
4	NORTH CAROLINA (26-2) 60												
15	WOLF, Joe	1	3	7	0	6	4	6	38	1	3	0	
16	POPPON, Dave	1	4	6	0	2	1	8	17	0	2	0	
2	DAUGHERTY, Brad	0	6	8	6	12	4	18	31	2	3	1	
2	FELEKSON, Buzz	8	3	5	1	3	2	1	36	2	1	0	
10	SMITH, Kenny	8	6	11	0	2	2	3	40	5	1	0	
4	DAYE, James												
10	HORRIS, Cliff												
13	SMITH, Banning	0	2	0	0	0	0	0	4	0	1	0	
0	ROPER, Gary												
13	HUNTER, Curtis	1	3	0	1	0	2		8	3	0	0	
14	MARTIN, Warren	50, 1:38	3	5	1	1	5	5	7	36	2	4	0

[illegible]

TOTALS		26	47	8	12	30	18	60	500	19	13	3
FG %:	1st Half	16-29	55.2	2nd Half	10-18	55.6	Game	55.3				
FT %:	1st Half	3-4	75.0	2nd Half	5-8	62.5	Game	66.7				
									Deadball			
									Rebounds	1		

3. JALS

Tim Higgins, Woody Mayfield, Rich Rallesteros

SCORE BY PERIODS		1st H.	2nd H.	OT	OT	FIN
------------------	--	--------	--------	----	----	-----

Date March 14, 1985 Site ACC, Notre Dame.

**1985**  
**1st**

BTTORS (Last Name, First)		FINAL *** FINAL *** FINAL *** JCAA Tournament First-Round Game							1st	
		PG	FGA	FT	FTA	REB	PF	TP	MIN	A TO
1	DOLE, TESSIESE St. 17-14	10	17	0	0	1	4	20	37	3 1 0
2	IMFSON, Lonnie	1	3	18	3	2	4	9	40	0 5 0 1
3	GAMMONDS, Kerry	1	3	18	3	2	4	9	40	0 5 0 1
4	MILLER, Billy	6	1	2	0	7	3	2	24	0 1 2 0 1
5	COCKSEY, Kim	9	7	22	0	1	5	14	38	2 1 0 0 1
6	JOHNSON, James	10	4	6	0	3	6	8	26	0 2 0 0 1
7	HOLLAND, Al	1	0	0	0	0	0	0	14	1 1 0 1
8	MURRAY, Seal	0	0	0	0	1	0	0	5	1 1 0 0
9	STEVENSON, Greg	2	3	0	0	0	0	4		
10	SEAC, Leon	0	0	0	0	0	0	0		
11	SMITH, Russell	1	0	0	0	1	2	0	16	0 0 0 0 0

TEAM REBOUNDS (Included in Totals)																			
TOTALS										27 70 3 7 32 21 57									

DATE	FG %: 1st Half		2nd Half		Game		Deadball Rebounds
	FG %	FT %	FG %	FT %	Game		
01/01/01	33.3	33.3	22.2	50.0	Game	42.9	3
02/01/01	25.0	50.0	50.0	50.0	Game	50.0	3
03/01/01	50.0	50.0	50.0	50.0	Game	50.0	3
04/01/01	50.0	50.0	50.0	50.0	Game	50.0	3
05/01/01	50.0	50.0	50.0	50.0	Game	50.0	3
06/01/01	50.0	50.0	50.0	50.0	Game	50.0	3
07/01/01	50.0	50.0	50.0	50.0	Game	50.0	3
08/01/01	50.0	50.0	50.0	50.0	Game	50.0	3
09/01/01	50.0	50.0	50.0	50.0	Game	50.0	3
10/01/01	50.0	50.0	50.0	50.0	Game	50.0	3
11/01/01	50.0	50.0	50.0	50.0	Game	50.0	3
12/01/01	50.0	50.0	50.0	50.0	Game	50.0	3
01/02/01	50.0	50.0	50.0	50.0	Game	50.0	3
02/02/01	50.0	50.0	50.0	50.0	Game	50.0	3
03/02/01	50.0	50.0	50.0	50.0	Game	50.0	3
04/02/01	50.0	50.0	50.0	50.0	Game	50.0	3
05/02/01	50.0	50.0	50.0	50.0	Game	50.0	3
06/02/01	50.0	50.0	50.0	50.0	Game	50.0	3
07/02/01	50.0	50.0	50.0	50.0	Game	50.0	3
08/02/01	50.0	50.0	50.0	50.0	Game	50.0	3
09/02/01	50.0	50.0	50.0	50.0	Game	50.0	3
10/02/01	50.0	50.0	50.0	50.0	Game	50.0	3
11/02/01	50.0	50.0	50.0	50.0	Game	50.0	3
12/02/01	50.0	50.0	50.0	50.0	Game	50.0	3
01/03/01	50.0	50.0	50.0	50.0	Game	50.0	3
02/03/01	50.0	50.0	50.0	50.0	Game	50.0	3
03/03/01	50.0	50.0	50.0	50.0	Game	50.0	3
04/03/01	50.0	50.0	50.0	50.0	Game	50.0	3
05/03/01	50.0	50.0	50.0	50.0	Game	50.0	3
06/03/01	50.0	50.0	50.0	50.0	Game	50.0	3
07/03/01	50.0	50.0	50.0	50.0	Game	50.0	3
08/03/01	50.0	50.0	50.0	50.0	Game	50.0	3
09/03/01	50.0	50.0	50.0	50.0	Game	50.0	3
10/03/01	50.0	50.0	50.0	50.0	Game	50.0	3
11/03/01	50.0	50.0	50.0				

[illegible]

FG %: 1st Half <u>12-24</u> , 45.8% 2nd Half <u>16-27</u> , 59.3% Game <u>52.8</u>	Deadball
FT %: 1st Half <u>7-10</u> , 70.0% 2nd Half <u>13-17</u> , 76.5% Game <u>74.1</u>	Rebounds <u>3</u>

3. A.L.S.

Joe Ayin, Jerry White, Mike Surcou

SCORE BY PERIODS	1st H.	2nd H.	OT	OT	FINAL
1	10	10	0	0	20
2	10	10	0	0	20
3	10	10	0	0	20
4	10	10	0	0	20
5	10	10	0	0	20
6	10	10	0	0	20
7	10	10	0	0	20
8	10	10	0	0	20
9	10	10	0	0	20
10	10	10	0	0	20
11	10	10	0	0	20
12	10	10	0	0	20
13	10	10	0	0	20
14	10	10	0	0	20
15	10	10	0	0	20
16	10	10	0	0	20
17	10	10	0	0	20
18	10	10	0	0	20
19	10	10	0	0	20
20	10	10	0	0	20
21	10	10	0	0	20
22	10	10	0	0	20
23	10	10	0	0	20
24	10	10	0	0	20
25	10	10	0	0	20
26	10	10	0	0	20
27	10	10	0	0	20
28	10	10	0	0	20
29	10	10	0	0	20
30	10	10	0	0	20
31	10	10	0	0	20
32	10	10	0	0	20
33	10	10	0	0	20
34	10	10	0	0	20
35	10	10	0	0	20
36	10	10	0	0	20
37	10	10	0	0	20
38	10	10	0	0	20
39	10	10	0	0	20
40	10	10	0	0	20
41	10	10	0	0	20
42	10	10	0	0	20
43	10	10	0	0	20
44	10	10	0	0	20
45	10	10	0	0	20
46	10	10	0	0	20
47	10	10	0	0	20
48	10	10	0	0	20
49	10	10	0	0	20
50	10	10	0	0	20
51	10	10	0	0	20
52	10	10	0	0	20
53	10	10	0	0	20
54	10	10	0	0	20
55	10	10	0	0	20
56	10	10	0	0	20
57	10	10	0	0	20
58	10	10	0	0	20
59	10	10	0	0	20
60	10	10	0	0	20
61	10	10	0	0	20
62	10	10	0	0	20
63	10	10	0	0	20
64	10	10	0	0	20
65	10	10	0	0	20
66	10	10	0	0	20
67	10	10	0	0	20
68	10	10	0	0	20
69	10	10	0	0	20
70	10	10	0	0	20
71	10	10	0	0	20
72	10	10	0	0	20
73	10	10	0		





# NCAA TOURNAMENT BOX SCORES

1984 Sweet 16 vs. Indiana  
1984 2nd Round vs. Temple  
1983 Elite 8 vs. Georgia  
1983 Sweet 16 vs. Ohio State

1984  
16

OFFICIAL NCAA BASKETBALL BOX SCORE Date March 25, 1984 Site Atlanta, GA

VISITORS (Last Name, First) **Indiana (32-6)** NCAA East Regional Semifinal - Second Game

No.	FG	FGA	FT	FTA	REB	PF	TP	MIN	A	TO	BLK	E
41	1	2	4	3	4	0	4	7	27	2	3	0
50	1	1	1	2	5	1	2	4	16	2	0	0
33	0	5	7	6	8	2	1	16	36	5	4	1
11	0	2	3	0	0	0	5	4	33	3	1	0
12	0	9	13	9	10	6	2	27	40	3	3	2
32	0	5	8	4	7	0	4	14	34	3	3	0
30	0	1	0	0	1	1	1	0	7	0	0	0
51	0	0	0	0	0	0	0	0	1	0	0	0
33	0	0	0	1	0	0	0	0	4	0	1	0
TOTALS	24	27	24	35	28	19	72	200	13	17	1	6

FG %: 1st Half .370 (13-35) 2nd Half .400 (11-27) Game .385 (24-62)  
FT %: 1st Half .667 (7-10) 2nd Half .667 (17-25) Game .666 (24-35)

HOME: **North Carolina (38-3)**

No.	FG	FGA	FT	FTA	REB	PF	TP	MIN	A	TO	BLK	E
41	1	8	17	10	12	5	4	3	35	2	2	0
44	1	3	8	1	2	3	4	7	37	4	1	1
42	0	1	3	1	2	3	1	2	23	0	2	1
30	0	6	14	1	2	0	1	13	26	1	4	0
24	0	3	8	2	2	0	2	8	32	5	2	0
30	2	4	1	2	5	3	5	16	11	1	0	0
35	2	4	0	1	2	0	4	4	23	2	0	2
31	0	0	0	0	0	0	0	0	3	0	1	0
42	1	4	0	0	0	0	1	2	4	0	0	0
50	0	0	0	0	0	1	0	0	1	0	0	0
TOTALS	26	62	16	23	37	27	68	200	15	13	2	5

FG %: 1st Half .371 (11-30) 2nd Half .455 (15-33) Game .413 (26-63)  
FT %: 1st Half .667 (7-10) 2nd Half .609 (9-14) Game .636 (16-24)

OFFICIALS: **Bobby Dwyer, Ron Spitzer, Mike Tocco**

Technical Fouls: **Indiana 32, North Carolina 40**

Attendance: 16,723

1984  
2nd

OFFICIAL NCAA BASKETBALL BOX SCORE Date March 19, 1984 Site Charlotte, N.C.

VISITORS (Last Name, First) **Temple**

No.	FG	FGA	FT	FTA	REB	PF	TP	MIN	A	TO	BLK	E
30	1	12	24	2	3	4	5	26	39	0	1	0
30	1	6	15	1	3	12	3	13	33	0	4	0
24	0	0	2	0	0	2	3	0	17	0	0	0
4	0	2	8	0	0	2	5	4	24	2	3	0
15	0	5	13	0	2	3	4	10	39	6	1	0
34	0	4	7	1	6	3	9	28	3	2	0	0
3	2	5	0	0	2	0	4	10	1	0	0	0
23	0	0	0	0	1	0	0	0	1	0	0	0
44	0	1	0	0	1	0	0	0	1	0	0	0
10	0	1	0	2	2	0	0	0	1	0	0	0
31	0	0	0	0	0	0	0	0	1	0	0	0
TOTALS	31	76	4	11	38	23	66	200	9	11	0	11

FG %: 1st Half .361 (13-36) 2nd Half .450 (18-40) Game .405 (31-76)  
FT %: 1st Half .500 (2-4) 2nd Half .667 (2-3) Game .556 (4-6)

HOME: **UNC**

No.	FG	FGA	FT	FTA	REB	PF	TP	MIN	A	TO	BLK	E
41	1	4	9	0	0	6	1	8	35	5	2	3
41	1	5	8	4	4	3	12	35	1	2	4	0
42	0	4	5	2	4	7	4	10	35	2	3	1
30	0	3	8	5	7	4	0	11	35	6	0	1
23	0	11	15	5	7	6	2	27	33	0	1	2
25	0	3	6	1	2	0	2	7	14	1	3	0
24	1	3	0	0	4	1	2	8	0	1	0	0
35	0	0	0	0	0	1	0	0	2	0	0	0
22	0	0	0	0	0	0	0	0	0	1	0	0
50	0	0	0	0	1	0	0	0	2	0	0	0
TOTALS	30	54	17	24	43	16	77	200	15	19	10	4

FG %: 1st Half .481 (16-33) 2nd Half .467 (14-30) Game .474 (30-63)  
FT %: 1st Half .0 (0-0) 2nd Half .750 (17-24) Game .714 (17-24)

OFFICIALS: **Jim Howell, Jim Burr, Phil Robinson**

Technical Fouls: **Temple 29, UNC 37**

Attendance: 11,666

1983 NCAA EAST REGION FINAL  
GEORGIA 82, NORTH CAROLINA 77  
MARCH 27, 1983  
CARRIER DOME, SYRACUSE, N.Y.

1983  
E-8

GEORGIA	FG	FT	REB	PF	PTS	A	TO	BLK	STL	MP
25-James Banks	7-10	6-6	1-4-5	3	20	3	2	0	0	37
32-Lamar Heard	4-6	0-0	4-5-9	1	8	2	0	0	1	40
Terry Fair	5-6	1-2	2-4-6	4	11	1	0	0	1	22
4-Gerald Crosby	6-12	5-8	0-3-3	3	17	2	5	0	2	33
10-Vern Fleming	6-16	5-8	3-5-8	3	17	5	2	0	1	39
30-Donald Hart	1-1	0-0	0-0-0	0	2	1	0	0	0	8
20-Derrick Floyd	0-0	0-0	0-0-0	0	0	1	0	0	0	3
31-Richard Corhen	3-6	1-4	2-1-3	3	7	1	1	2	0	18
Team			3-0-3							
TOTALS	32-57	18-28	15-22-37	17	82	16	10	2	5	200

GEORGIA PCTS	1ST	2ND	TOTALS
FG	17-33 (.515)	15-24 (.625)	32-57 (.561)
FT	3-4 (.750)	15-24 (.625)	18-28 (.643)

NORTH CAROLINA	FG	FT	REB	PF	PTS	A	TO	BLK	STL	MP
41-Sam Perkins	5-9	4-4	5-6-11	3	14	2	3	3	1	38
44-Matt Doherty	3-8	4-4	1-1-2	3	10	4	1	0	1	38
42-Brad Daugherty	6-10	3-3	2-7-9	4	15	0	0	1	0	29
23-Michael Jordan	11-23	4-5	2-4-6	5	26	0	2	1	1	34
24-Jim Braddock	5-9	0-1	2-0-2	2	10	7	4	0	1	36
43-Curtis Hunter	1-3	0-0	0-0-0	5	2	0	0	0	0	13
54-Warren Martin	0-0	0-0	1-1-2	0	0	0	0	0	0	5
25-Stevie Hale	0-1	0-0	0-0-0	4	0	0	0	0	0	7
Team			0-0-0							
TOTALS	31-63	15-17	13-19-32	26	77	13	10	5	4	200

UNC PCTS	1ST	2ND	TOTALS
FG	16-27 (.592)	15-36 (.417)	31-63 (.492)
FT	3-3 (1.000)	12-14 (.857)	15-17 (.882)

SCORING BY HALVES  
GEORGIA 37 45 - 82  
UNC 35 42 - 77

OFFICIALS: Bobby Dwyer, Tom O'Neill, James Howell  
ATTENDANCE: 22,984

1983 NCAA EAST REGION SEMIFINAL  
NORTH CAROLINA 64, OHIO STATE 51  
MARCH 25, 1983  
CARRIER DOME, SYRACUSE, N.Y.

1983  
16

OHIO STATE	FG	FT	REB	PF	PTS	A	TO	BLK	STL	MP
00-Tony Campbell	6-12	1-2	3-3-6	2	13	0	1	0	0	38
42-Joe Concheck	5-9	4-5	1-4-5	3	14	1	0	0	0	27
13-Granville Walters	2-5	1-3	2-3-5	4	5	0	1	2	1	35
14-Troy Taylor	3-9	4-5	1-1-2	4	10	4	4	0	3	33
20-Larry Huggins	2-5	0-0	0-3-3	1	4	0	3	0	0	26
15-Dave Jones	0-2	0-0	1-1-2	2	0	0	0	0	1	8
43-Keith Wesson	1-1	0-0	1-1-2	2	2	0	2	0	0	8
12-Ron Stokes	1-2	0-0	0-0-0	4	2	4	3	0	0	19
50-Alan Kortokrax	0-0	0-0	0-0-0	0	0	0	0	0	0	2
22-Mitch Haas	0-0	0-0	0-0-0	0	0	0	0	0	1	2
41-Henry Grace	0-0	0-0	0-0-0	0	0	0	1	0	0	1
44-Clinton Smith	0-0	1-2	0-0-1	1	1	0	0	0	0	1
55-Derrick Polk	0-0	0-0	0-0-0	0	0	0	0	0	0	1
Team			1-2-3							
TOTALS	20-45	11-17	10-18-28	23	51	9	15	2	6	200

OHIO STATE PCTS	1ST	2ND	TOTALS
FG	11-21 (.523)	9-24 (.375)	20-45 (.444)
FT	8-11 (.727)	3-6 (.500)	11-17 (.647)

NORTH CAROLINA	FG	FT	REB	PF	PTS	A	TO	BLK	STL	MP
42-Brad Daugherty	4-6	0-0	2-4-6	4	8	1	3	0	0	28
44-Matt Doherty	2-5	4-4	1-1-2	1	8	3	2	0	0	39
41-Sam Perkins	5-12	5-6	1-5-6	4	15	0	1	0	2	24
23-Michael Jordan	5-15	7-9	2-5-7	3	17	0	1	1	0	36
24-Jim Braddock	2-3	6-6	0-2-2	1	10	3	2	0	0	38
43-Curtis Hunter	1-1	0-0	0-1-1	2	2	2	2	0	0	10
54-Warren Martin	2-3	0-0	1-0-1	0	4	1	0	1	0	17
25-Stevie Hale	0-0	0-0	0-0-0	1	0	1	0	0	0	2
32-John Brownlee	0-0	0-0	0-0-0	0	0	1	0	0	1	5
50-Cecil Exum	0-0	0-0	0-0-0	1	0	0	0	0	0	1
51-Timo Makkonen	0-0	0-0	0-0-0	0	0	0	0	0	0	0+
Team			1-0-1							
TOTALS	21-45	22-25	8-18-26	17	64	11	10	2	3	200

UNC PCTS	1ST	2ND	TOTALS
FG	11-21 (.523)	10-24 (.417)	21-45 (.467)
FT	7-8 (.875)	15-17 (.882)	22-25 (.880)

SCORING BY HALVES  
OHIO STATE 30 21 - 51  
UNC 29 35 - 64

OFFICIALS: Joe Sylvester, Ron Spitzer, Woody Mayfield





# NCAA TOURNAMENT BOX SCORES

1983 2nd Round vs. James Madison  
1982 National Championship vs. Georgetown  
1982 National Semifinal vs. Houston  
1982 Elite 8 vs. Villanova

1983 NCAA EAST REGION SECOND ROUND  
NORTH CAROLINA 68, JAMES MADISON 49  
MARCH 19, 1983  
GREENSBORO COLISEUM, GREENSBORO, N.C.

1983  
2nd

JAMES MADISON	FG	FT	REB	PF	PTS	A	TO	BLK	STL	MP
Greg Mosten	0-3	0-0	1	3	0	1	2	0	1	22
Bob Donohoe	3-5	0-0	3	3	6	1	1	0	0	22
Dan Ruland	6-13	3-3	3	4	15	1	3	0	3	38
Charles Fisher	8-10	0-0	1	3	16	2	4	0	3	38
David Dupont	3-7	1-2	1	4	7	6	5	0	1	33
Darrell Jackson	0-0	0-0	0	0	0	1	1	0	0	5
Derek Steele	2-8	0-0	1	1	4	5	1	0	1	21
Keith Bradley	0-2	0-0	2	4	0	1	1	0	0	12
Jimmy Masloff	0-0	0-0	1	0	0	0	1	0	0	1
William Hughes	0-1	0-0	1	1	0	1	0	0	0	5
Woody Boler	0-0	1-3	2	0	1	0	0	0	0	1
Eric Esch	0-0	0-0	1	0	0	0	0	0	0	2
Team			4							
TOTALS	22-49	5-8	21	23	49	19	19	0	9	200

JMU PCTS	1ST	2ND	TOTALS
FG	7-19 (.368)	15-30 (.500)	22-49 (.449)
FT	3-4 (.750)	2-4 (.500)	5-8 (.625)

NORTH CAROLINA	FG	FT	REB	PF	PTS	A	TO	BLK	STL	MP
44-Matt Doherty	4-6	6-8	4	2	14	4	3	0	1	38
41-Sam Perkins	7-11	4-8	6	0	18	2	1	3	1	38
42-Brad Daugherty	2-3	1-3	3	5	5	1	2	0	1	26
24-Jim Braddock	3-6	0-0	1	0	6	7	3	0	3	36
23-Michael Jordan	6-8	4-4	3	4	16	3	2	3	0	30
54-Warren Martin	1-1	2-2	5	1	4	1	2	0	0	15
25-Steve Hale	0-1	0-0	0	0	0	0	0	0	1	5
43-Curtis Hunter	2-2	0-0	0	1	4	1	3	0	2	8
32-John Brownlee	0-0	1-3	0	0	1	0	0	0	0	1
50-Cecil Exum	0-0	0-0	2	0	0	1	1	1	0	3
Team			3							
TOTALS	25-38	18-28	27	13	68	20	17	7	9	200

UNC PCTS	1ST	2ND	TOTALS
FG	12-20 (.600)	13-18 (.722)	25-38 (.658)
FT	4-4 (1.000)	14-24 (.583)	18-28 (.693)

SCORING BY HALVES	JMU	UNC
1st	17	32
2nd	32	49

OFFICIALS: Denny Bishop, Tom Harrington, Ron Spittler  
TECHNICAL FOULS: JMU coach  
ATTENDANCE: 22,984

1982  
FF

CHAMPIONSHIP GAME - 44th ANNUAL NATIONAL COLLEGIATE BASKETBALL CHAMPIONSHIP  
OFFICIAL NCAA BASKETBALL BOX SCORE Date March 29, 1982 Site SUPERDOME - NEW ORLEANS

GEORGETOWN	FG	FGA	FT	FTA	REB	PF	TP	A	TO	BLK	S	MIN
32 SMITH, ERIC	10	8	2	2	3	6	14	5	2			35
40 HANCOCK, MIKE	0	2	0	0	0	1	0	0	1			8
33 EWING, PAT	10	15	3	3	11	4	23	1	0	2	3	37
20 BROWN, FRED	1	2	2	2	2	4	4	5	4			29
21 FLOYD, ERIC	9	17	0	0	3	2	18	5	3	4	3	39
50 SPRINGS, ED	0	2	1	2	1	2	1	0	1			23
11 JONES, ANTHONY	1	3	0	0	0	0	2	0	0			16
24 MARTIN, BILL	0	2	0	0	0	1	0	0	1			5
22 SMITH, GENE	0	0	0	0	0	1	0	0	0			7
Team												
TOTALS	27	51	8	9	22	20	62	16	12	11	12	

NORTH CAROLINA	FG	FGA	FT	FTA	REB	PF	TP	A	TO	BLK	S	MIN
44 DOHERTY, MATT	1	3	2	3	3	0	4	1	3			3
51 JORDAN, JAMES	13	17	2	7	4	3	28	0	3	3	3	38
41 PERKINS, SAM	3	7	4	6	7	2	10	1	0	1	2	38
21 BLACK, JIMMY	1	4	2	3	2	4	7	2	2	1	3	36
23 JORDAN, MICHAEL	7	13	2	9	2	16	23	2	3	2	3	36
22 PETERSON, BUZZ	0	3	0	0	1	0	0	1	2			15
24 BRADDOCK, JIM	0	0	0	0	0	1	0	1	0			5
45 BRUST, CHRIS	0	0	1	2	1	1	1	1	0			3
Team												
TOTALS	25	47	13	22	30	11	63	14	13	1	9	

UNC PCTS	1ST	2ND	TOTALS
FG	12-20 (.600)	13-18 (.722)	25-38 (.658)
FT	4-4 (1.000)	14-24 (.583)	18-28 (.693)

OFFICIALS: Bobby Dibbler (WAC) Hank Nichols (Metro) SCORE BY PERIODS 1st H. 2nd H. OT OT FIN  
Technical Fouls: Georgetown 32 30 0 0 0

1982  
FF

FIRST SEMIFINAL 44th ANNUAL NATIONAL COLLEGIATE BASKETBALL CHAMPIONSHIP  
OFFICIAL NCAA BASKETBALL BOX SCORE Date March 27, 1982 Site SUPERDOME -

HOUSTON	FG	FGA	FT	FTA	REB	PF	TP	A	TO	BLK	S	MIN
27 DREYLER, CLYDE	1	6	12	5	6	9	3	17	3	3	2	40
43 YOUNG, MICHAEL	1	7	0	1	3	0	2	1	0			15
41 MICHAEUX, LARRY	8	14	2	3	6	2	18	0	1	2	1	37
00 ROSE, LYNDEN	10	15	0	2	2	2	20	3	3	2	3	36
21 WILLIAMS, ROBERT	0	8	2	2	1	1	2	2	3	1	3	35
45 WILLIAMS, BRYAN	0	1	0	0	1	2	0	0	1			12
35 OLATUNWO, ANGELO	1	3	0	0	6	4	2	0	1	2	1	26
13 DAVIS, ERIC	1	2	0	0	0	3	2					4
33 ANDREWS, BENNY	0	2	0	0	0	2	0					1
Team												
TOTALS	27	64	9	14	33	19	63	9	12	4	10	200

NORTH CAROLINA	FG	FGA	FT	FTA	REB	PF	TP	A	TO	BLK	S	MIN
44 DOHERTY, MATT	1	2	7	1	2	1	5	6	2	1	3	37
51 JORDAN, JAMES	1	7	10	0	4	3	14	3	5	2	2	37
41 PERKINS, SAM	9	11	7	7	10	1	25	1	1	1	3	36
21 BLACK, JIMMY	1	2	4	6	3	4	6	4	4	1	3	36
23 JORDAN, MICHAEL	7	14	4	4	5	4	18	2	3			36
22 PETERSON, BUZZ	0	0	0	0	1	0	0					15
45 BRUST, CHRIS	0	0	0	0	0	1	0					3
24 MARTIN, WARREN	0	0	0	0	0	0	0					1
24 BRADDOCK, JIM	0	0	0	0	0	0	0					3
Team												
TOTALS	26	44	16	19	26	14	68	15	15	2	5	200

UNC PCTS	1ST	2ND	TOTALS
FG	12-20 (.600)	13-18 (.722)	25-38 (.658)
FT	4-4 (1.000)	14-24 (.583)	18-28 (.693)

OFFICIALS: Bobby Dibbler (WAC) Hank Nichols (Metro) SCORE BY PERIODS 1st H. 2nd H. OT OT FIN  
Technical Fouls: Houston 29 34 0 0 0

1982  
E-8

VILLANOVA 44 UNC - CHANCE HILL  
VILLANOVA 44 UNC - CHANCE HILL

VILLANOVA	FG	FGA	FT	FTA	REB	PF	TP	A	TO	BLK	S	MIN
44 DOHERTY, MATT	1	4	5	5	1	2	13	3	3			38
51 JORDAN, JAMES	6	10	2	3	5	2	14	0	2			38
41 PERKINS, SAM	4	8	5	5	7	4	13	2	1	3	1	38
21 BLACK, JIMMY	1	5	3	4	3	2	11	10	2	0	2	38
23 JORDAN, MICHAEL	5	9	5	7	1	2	15	2	2	0	2	36
45 BRUST, CHRIS	0	1	0	0	0	0	0	0	2	0	0	15
22 PETERSON, BUZZ	1	2	0	0	1	0	2	0	0	0	0	8
24 BRADDOCK, JIM	0	0	0	0	0	0	0	0	0	0	0	2
43 DREYLER, CLYDE	1	1	0	0	0	0	2	0	0	0	0	2
50 EXUM, CECIL	0	1	0	0	0	0	0	0	0	0	0	2
24 MARTIN, WARREN	0	0	0	0	0	0	0	0	0	0	0	1
44 ROBINSON, LYNNEARD	0	0	0	0	0	0	0	0	1	0	0	1
Team												
TOTALS	25	44	20	24	20	12	70	21	13	5	5	200

VILLANOVA	FG	FGA	FT	FTA	REB	PF	TP	A	TO	BLK	S	MIN
3 EDWARDS, ALAN	1	3	5	0	0	0	18	0	0	0	0	18
34 BINGKEY, ED	1	13	2	4	10	3	18	0	5	0	2	39
45 PINONE, JOHN	6	11	2	3	6	0	14	4	2	0	1	37
10 GRANGER, STEWART	2	8	0	0	1	4	4	6	4	0	0	35
33 McCLAIN, DWAYNE	2	7	0	0	2	3	4	0	1	1	0	21
44 DOBBS, FRANK	1	5	3	2	1	0	4	1	0	0	0	18
22 McCLAIN, GARY	2	2	0	0	0	0	4	0	2	0	0	6
25 McQUINN, MIKE	1	2	1	0	3	2	2	1	1	0	0	21
44 SHERRE, JEFF	0	0	0	0	0	0	0	0	0	0	0	2
43 SIKES, JOHN	1	1	0	0	0	0	2	0	0	0	0	2
3 LUTSCHMANN, MADDIE	1	1	0	0	0	0	2	0	0	0	0	1
Team												
TOTALS	27	55	6	9	23	22	60	12	13	1	3	200

UNC PCTS	1ST	2ND	TOTALS
FG	10-27 (.370)	17-28 (.607)	27-55 (.489)
FT	2-14 (.143)	4-15 (.267)	6-29 (.207)

OFFICIALS: Jim Foster, Tom Rucker and Bob Westmoreland  
Technical Fouls: Villanova 22 38 0 0 0  
Attendance: 12,400





# NCAA TOURNAMENT BOX SCORES

1982 Sweet 16 vs. Alabama  
1982 2nd Round vs. James Madison  
1981 National Championship vs. Indiana  
1981 National Semifinal vs. Virginia

1982  
16

OFFICIAL NCAA BASKETBALL BOX SCORE																				
HOME										VISITOR										
ALABAMA										JAMES MADISON										
NO.	NAME	PG	FGA	FT	FTA	REB	PF	TP	A TO BLK S MIN	NO.	NAME	PG	FGA	FT	FTA	REB	PF	TP	A TO BLK S MIN	
1	W. H. H. H.	5	9	6	2	2	2	16	5 0 1 0 0 0	1	JAMES MADISON	5	9	6	2	2	2	16	5 0 1 0 0 0	
2	ROBERTY, Matt	4	11	8	8	3	16	3 5 0 0 0 0	2	JACKSON, DeRell	1	2	2	1	3	2	5	0 1 0 0 0 0		
3	WORTHY, James	5	8	5	7	5	2	15	1 1 0 1 1 1	3	TOMES, Linton	1	5	10	2	2	1	4	12	3 1 0 0 0 0
4	BERKINS, Sam	6	7	2	4	2	1	14	6 4 0 0 0 0	4	HULAND, Dan	6	10	0	0	6	4	12	1 0 0 0 0 0	
5	BLACK, Jimmy	8	6	5	5	3	4	11	3 2 0 1 1 1	12	FISHER, Charles	9	5	6	2	2	0	2	12	1 3 0 0 0 0
6	WOLFE, Mike	9	3	6	5	3	4	11	3 2 0 1 1 1	14	DUPONT, David	8	2	4	0	0	5	3	4	4 4 0 0 0 0
7	PETERSON, Russ	1	1	0	1	1	1	2	0 0 0 1 1 1	10	KEYS, Troy	2	2	4	0	0	5	3	4	4 4 0 0 0 0
8	BARLOW, Jeb	0	0	0	0	1	0	0	0 0 0 0 0 0	20	MASLOFF, Jimmy	0	0	0	0	0	0	0	0 0 0 0 0 0	
9	ABUST, Chris	0	1	0	0	1	1	0	0 1 0 0 0 0	25	STEELE, Derek	0	2	2	2	2	7	2	3 4 0 0 0 0	
10	BRADDOCK, Jim	0	0	0	0	0	0	0	1 0 0 0 0 0	32	BRADLEY, Keith	1	3	1	2	5	4	3	0 1 0 0 0 0	
11	MARTIN, Warren	0	0	0	0	0	0	0	0 1 0 0 0 0	33	BOLER, Woody	0	0	0	0	0	0	0	0 1 0 0 0 0	
12	EXUM, Cecil	0	0	0	0	0	0	0	0 0 0 0 0 0	34	MOSTON, Greg	0	0	0	0	0	0	0	0 0 0 0 0 0	
TEAM REBOUNDS (Included in Totals)										TEAM REBOUNDS (Included in Totals)										
TOTALS										TOTALS										
FG % 1st Half: 15/28 = 53.6% 2nd Half: 9/15 = 60.0% Game: 24/43 = 55.8%										FG % 1st Half: 11/22 = 50.0% 2nd Half: 10/19 = 52.6% Game: 21/41 = 51.2%										
FT % 1st Half: 11/18 = 61.1% 2nd Half: 15/19 = 78.9% Game: 26/37 = 70.3%										FT % 1st Half: 5/7 = 71.4% 2nd Half: 2/4 = 50.0% Game: 7/11 = 63.6%										
Deadball Rebounds: 3										Deadball Rebounds: 2										
OFFICIALS: Jim Riley, Mike Tanco & Richard O. Matthews																				
Technical Fouls: None										UNC-CM 41 33										
Standards: 12-400										Alabama 36 33										

1982  
2nd

20

OFFICIAL NCAA BASKETBALL BOX SCORE

Date, Mar. 15, 1982 Site Charlotte, N.C.

HOME (Last Name, First)										VISITOR (Last Name, First)												
ALABAMA										JAMES MADISON												
NO.	NAME	PG	FGA	FT	FTA	REB	PF	TP	A TO BLK S MIN	NO.	NAME	PG	FGA	FT	FTA	REB	PF	TP	A TO BLK S MIN			
22	JACKSON, DeRell	1	2	2	1	3	2	5	0 1 0 0 0 0	30	TOMES, Linton	1	5	10	2	2	1	4	12	3 1 0 0 0 0		
40	HULAND, Dan	6	6	10	0	0	6	4	12	1	0 0 0 0 0 0	12	FISHER, Charles	9	5	6	2	0	2	12	1 3 0 0 0 0	
14	DUPONT, David	8	2	4	0	0	5	3	4	4	4 0 0 0 0 0	20	KEYS, Troy	2	2	4	0	0	5	3	4	4 4 0 0 0 0
20	MASLOFF, Jimmy	0	0	0	0	0	0	0	0 0 0 0 0 0	25	STEELE, Derek	0	2	2	2	2	7	2	3 4 0 0 0 0			
32	BRADLEY, Keith	1	3	1	2	5	4	3	0 1 0 0 0 0	33	BOLER, Woody	0	0	0	0	0	0	0	0 1 0 0 0 0			
34	MOSTON, Greg	0	0	0	0	0	0	0	0 0 0 0 0 0	34	MOSTON, Greg	0	0	0	0	0	0	0	0 0 0 0 0 0			
42	DORRIS, Bob	0	0	0	0	0	0	0	0 0 0 0 0 0	42	DORRIS, Bob	0	0	0	0	0	0	0	0 0 0 0 0 0			
TEAM REBOUNDS (Included in Totals)										TEAM REBOUNDS (Included in Totals)												
TOTALS										TOTALS												
FG % 1st Half: 11/22 = 50.0% 2nd Half: 10/19 = 52.6% Game: 21/41 = 51.2%										FG % 1st Half: 11/22 = 50.0% 2nd Half: 10/19 = 52.6% Game: 21/41 = 51.2%												
FT % 1st Half: 5/7 = 71.4% 2nd Half: 2/4 = 50.0% Game: 7/11 = 63.6%										FT % 1st Half: 5/7 = 71.4% 2nd Half: 2/4 = 50.0% Game: 7/11 = 63.6%												
Deadball Rebounds: 2										Deadball Rebounds: 2												

HOME (Last Name, First)										VISITOR (Last Name, First)												
ALABAMA										JAMES MADISON												
NO.	NAME	PG	FGA	FT	FTA	REB	PF	TP	A TO BLK S MIN	NO.	NAME	PG	FGA	FT	FTA	REB	PF	TP	A TO BLK S MIN			
44	DORRIS, Matt	1	2	4	1	3	2	3	5	2	3 0 1 1 1 1	30	TOMES, Linton	1	5	10	2	2	1	4	12	3 1 0 0 0 0
50	WORTHY, James	1	4	7	7	5	4	2	15	1	3 1 1 1 1 1	32	BRADLEY, Keith	1	3	1	2	5	4	3	0 1 0 0 0 0	
41	PERKINS, Sam	6	7	13	3	6	10	2	17	2	4 1 1 1 1 1	12	FISHER, Charles	9	5	6	2	0	2	12	1 3 0 0 0 0	
21	BLACK, Jimmy	8	4	6	1	4	0	4	9	4	0 0 0 0 0 0	14	DUPONT, David	8	2	4	0	0	5	3	4	4 4 0 0 0 0
23	JORDAN, Michael	9	3	9	0	2	1	2	6	0	0 0 0 0 0 0	20	KEYS, Troy	2	2	4	0	0	5	3	4	4 4 0 0 0 0
4	ROBINSON, Linwood	0	0	0	0	0	0	0	0 0 0 0 0 0	25	STEELE, Derek	0	2	2	2	2	7	2	3 4 0 0 0 0			
22	PE'ERSON, Russ	0	0	0	0	0	0	0	0 0 0 0 0 0	32	BRADLEY, Keith	1	3	1	2	5	4	3	0 1 0 0 0 0			
24	BRADDOCK, Jim	0	0	0	0	0	2	0	0 0 0 0 0 0	33	BOLER, Woody	0	0	0	0	0	0	0	0 1 0 0 0 0			
26	BRUNLEE, John	0	0	0	0	0	0	0	0 0 0 0 0 0	34	MOSTON, Greg	0	0	0	0	0	0	0	0 0 0 0 0 0			
43	BARLOW, Jeb	0	0	0	0	0	0	0	0 0 0 0 0 0	42	DORRIS, Bob	0	0	0	0	0	0	0	0 0 0 0 0 0			
45	BRUST, Chris	0	0	0	0	0	0	0	0 0 0 0 0 0	42	DORRIS, Bob	0	0	0	0	0	0	0	0 0 0 0 0 0			
50	EXUM, Cecil	0	0	0	0	0	0	0	0 0 0 0 0 0	42	DORRIS, Bob	0	0	0	0	0	0	0	0 0 0 0 0 0			
51	HAKEGORN, Tim	0	0	0	0	0	0	0	0 0 0 0 0 0	42	DORRIS, Bob	0	0	0	0	0	0	0	0 0 0 0 0 0			
54	MARTIN, Warren	0	0	0	0	0	0	0	0 0 0 0 0 0	42	DORRIS, Bob	0	0	0	0	0	0	0	0 0 0 0 0 0			
TEAM REBOUNDS (Included in Totals)										TEAM REBOUNDS (Included in Totals)												
TOTALS										TOTALS												
FG % 1st Half: 11/22 = 50.0% 2nd Half: 10/19 = 52.6% Game: 21/41 = 51.2%										FG % 1st Half: 11/22 = 50.0% 2nd Half: 10/19 = 52.6% Game: 21/41 = 51.2%												
FT % 1st Half: 5/7 = 71.4% 2nd Half: 2/4 = 50.0% Game: 7/11 = 63.6%										FT % 1st Half: 5/7 = 71.4% 2nd Half: 2/4 = 50.0% Game: 7/11 = 63.6%												
Deadball Rebounds: 4										Deadball Rebounds: 4												

OFFICIALS: Jerry Yarbrough, Richard Weiler, Paul Holly

SCORE BY PERIODS 1st 2nd OT OT FINAL

James Madison	21	22			50
Alabama	21	24			58

1981  
FF

OFFICIAL NCAA BASKETBALL BOX SCORE										Date: March 30, 1981 Site: The Spectrum - Philadelphia									
INDIANA										ALABAMA									
NO.	NAME	PG	FGA	FT	FTA	REB	PF	TP		A	TO	BLK	S	MIN					
30	KITCHEN, TED	1	0	1	0	0	3	0						4					
22	TURNER, LANDON	5	8	2	2	6	5	12		1	2		1	24					
45	TOLBERT, RAY	0	1	4	3	6	11	0		2	1	2	0	40					
11	THOMAS, LASH	9	8	17	7	8	2	4	23	5	3		4	40					
24	MUTTAN, RANDY	9	7	13	2	2	4	2	16		2			40					
34	RISLEY, STEVE	1	1	3	4	4	1	5		1				20					
30	THOMAS, JIM	1	4	0	0	4	2	2		8	4		1	24					





OFFICIAL NCAA BASKETBALL BOX SCORE										Date March 21, 1981, Site Salt Lake City, UT				E-8						
VISITORS (Last Name, First)										NCAA WEST REGIONAL FINALS — FINAL BOX SCORE										
#	KANSAS STATE	FG	FGA	FT	FTA	REB	PF	TP		A	TO	BLK	S	MIN						
32	ADAMS, Tyrone	f	2	9	0	1	7	2	4	3	2			27						
45	NEALY, Ed	f	6	10	0	7	4	12		3	2			3	28					
32	REED, Randy	c	6	12	7	7	5	4	19	0	2	1		28						
12	JANKOVICH, Tim	g	1	6	2	4	0	3	4	7	1			38						
25	BLACKMAN, Rolando	g	10	17	1	1	10	1	21	2	0			36						
10	REID, Steve	✓	0	1	0	0	0	1	0	0	0			2						
20	HAHTON, Fred	✓	2	4	0	0	0	0	4	0	1			8						
30	GALVAO, Eduardo	✓	2	8	0	0	1	4	4	2	0		1	2						
41	CRAFT, Les	✓	0	2	0	0	0	0	0	0	0			8						
43	MOSIER, Bill																			
50	MAZE, John																			
51	SALTER, Eric																			
53	PRUDHOM, Greg																			
TEAM REBOUNDS (Included in Totals)										0										
TOTALS										29	69	10	13	30	19	62	17	8	4	28
FG %: 1st Half										40%					Game					
FT %: 1st Half										70%					2nd Half					
Game										76%					Deadball Rebounds					
Home										2										
No.	NORTH CAROLINA	FG	FGA	FT	FTA	REB	PF	TP		A	TO	BLK	S	MIN						
30	WOOD, Al	f	10	17	1	1	17	3	21	3	1			37						
52	WORTHY, James	f	6	16	3	4	4	3	15	5	1			2	33					
41	PERKINS, Sam	c	7	14	2	2	11	3	16	4	2	1		1	35					
11	PEPPER, Mike	g	2	2	0	0	0	2	4	1	0		1	14						
21	BLACK, Jimmy	g	1	3	6	6	1	2	8	3	3			36						
24	BRADLOCK, Jim	✓	1	1	0	0	0	0	2	1	1			3						
32	KENNY, Eric	✓	0	1	0	0	1	0	0	0	0			1						
33	SHAFER, Dean																			

NCAA WEST REGIONAL SEMI-FINALS -- Second Half															FINAL					1981					16							
Player (Last Name, First)		FG	FGA	FT	FTA	REB	PF	TP	A	T	BLK	S	MI																			
a. Utah																																
1. VRANES, Danny		f	5	14	3	4	14	1	13																							
"ANKOWSKI, Karl		f	1	9	0	0	2	5	2																							
CHAMBERS, Tom		g	4	9	3	4	8	4	11																							
2. MARTIN, Scott		g	6	13	3	3	1	4	15																							
MANNION, Face		g	5	8	0	0	5	2	10																							
McCLAIN, Reuben																																
WILLIAMS, Peter		✓	0	0	0	0	0	3	0																							
HILL, Scott																																
HAMMER, Craig		✓	1	4	0	0	1	1	2																							
FOLSON, Steve																																
ROBINSON, Angelo		✓	0	0	0	0	0	0	0																							
WINANS, Chris		✓	1	1	1	2	0	1	3																							
TEAM REBOUNDS (Included in Totals)																																
TOTALS			23	58	10	13	32	2	56																							
FG %: 1st Half		37.0	2nd Half		56.5	Game		39.7	Deadball		Rebounds																					
ME FT %: 1st Half		83.3	2nd Half		71.4	Game		76.9																								
North Carolina																																
WOOD, Al		f	7	12	1	3	6	1	15																							
PERKINS, Sam		f	7	14	1	2	11	4	15			</																				

NORTH CAROLINA BASKETBALL JOINT SCORE										Date: 9-15-'81		Sp: Teas - SC		1981 2nd			
HOME (Last Name, First)																	
	Pts	FGR	FT	TRK	REB	PF	TP	A	TG	B							
<b>1 PITTSBURGH</b>																	
1 McMillan, Lemmy	1	0	2	0	0	4-0	3	0	0	1	0						
2 Canino, Sam	1	8	17	0	0	5-1	4	16	1	1	1	5	38				
3 Buchanan, Paul	0	1	2	0	0	0-1	4	2	0	0	0	2	14				
4 Neverson, Clayton	0	7	14	3	4	1-3	4	17	0	0	0	3	35				
5 Wallace, Duane	0	4	14	3	3	2-0	3	11	3	7	1	0	2				
6 Vandenham, Cory	2	4	5	6	2-2	1	7	0	0	0	0	1	13				
7 Schuebsmann, Bo	0	1	0	1	3-1	2	0	0	1	0	0	0	15				
8 Beatty, Steve	0	1	0	0	0-0	2	0	0	0	0	0	0	10				
9 Gintersynnes, Doreen	0	2	2	3	0-0	0	2	0	1	0	0	0	8				
10 Quisenberry, Dave	0	1	0	0	0-0	0	0	0	0	0	0	0	2				
11 Williams, Ed	0	0	0	0	0-0	1	0	0	0	0	0	0	2				
12 Greer, Scott	0	1	0	0	0-0	1	0	0	0	0	0	0	2				
TEAM REBOUNDS (Included In Totals)										16-8							
										2							
<b>TOTALS</b>										22		57		13		17	
										26		25		57			
FG % 1st Half										.29		2nd Half		.73			
FT % 1st Half										.35		2nd Half		.65		3	
HOME										TEAS		SC					
North Carolina										FO		FGR		FY		TGA	
										RFB		PF		P			
30 Woods, Al	1	7	17	2	5-4	5	16	2	1	1	2	24					
32 Wootley, James	1	8	10	5	9	6-1	3	21	2	1	1	3	32				
41 Perkins, Sam	0	6	10	7	10	2-3	3	3	0	6	2	0	32				
11 Perera, Mike	0	2	3	0	0	1-1	1	4	1	1	0	0	30				
21 Black, Jimmy	0	0	1	2	2	4-0	2	2	6	7	0	0	36				
40 Downey, Phil	3	6	1	1	2-2	3	7	1	1	0	0	16					
22 Sweeney, Norm	0	1	2	2	0-0	2	2	0	1	0	0	7					
34 Boddy, Pete	0	0	0	0	1-1	0	0	0	0	0	0	0	8				
43 Best, Phil	0	0	0	0	0-0	0	0	0	0	0	0	0	7				
33 Kuhnle, Eric	0	0	0	0	0-0	0	0	0	0	0	0	0	3				
47 Berube, Joe	0	2	0	1	0-0	0	0	0	0	0	0	0	2				
35 Shaffer, Dean	0	1	0	0	0-0	0	0	0	0	0	0	0	2				
50 Eum, Craig	0	0	0	0	1-0	0	0	0	0	0	0	0	1				
TEAM REBOUNDS (Included In Totals)										0							
										21-13							
<b>TOTALS</b>										27		4					

**1981**  
**2nd**

**1980  
2nd**

# OFFICIAL NCAA BASKETBALL BOX SCORE

VISITORS (Last Name, First)

Date 3/9/80 vs. NBSU SU

No.	Name	PG	FGA	FT	FTA	REB	PF	TP	A	TO
31	Texas A&M									
31	Sarna, Yashou	f	4	13	3	4	9	3	11	
35	Wright, Rohn	f	4	11	2	5	13	5	10	
28	Woods, Rudy	o	5	6	4	10	5	4	14	
22	Goff, David	g	1	3	5	6	1	2	9	
30	Benton, David	g	8	18	7	12	6	2	23	
13	Riley, Clarence		2	3	2	2	6	3	6	
10	Lacey, Tienne		0	1	7	9	2	1	7	

TEAM REBOUNDS (Included in Totals)

TOTALS 24 55 30 48 48 20 28 6 12 2 9 25

FG %: 1st Half (42-50) 2nd Half \_\_\_\_\_ Game 43.6%  
 FT %: 1st Half (2-10) 2nd Half \_\_\_\_\_ Game 62.5%  
 Deadball Rebounds 3

HOME

No.	Name	PG	FGA	FT	FTA	REB	PF	TP	A	TO	BLK	S	MN
30	Univ. of North Carolina												
31	O'Neer, Al	f	9	19	8	12	9	4	26		2	1	46
50	Koren, Mike	f	5	12	1	2	18	5	11		1	3	45
42	Wolf, Jeff	o	1	2	0	2	3	5	2		1	1	33
20	Coleman, Dave	g	1	7	3	3	1	3	5		1	1	45
40	Young, Tom	g	5	12	1	3	2	4	11		1		20
40	Yonker, Rex		0	3	0	0	4	5	0		2		16
61	Black, Timmy		1	4	2	2	2	5	4		1	3	25
45	Geist, Larry		0	0	0	0	1	0	0		1		2
24	Bennett, Jim		0	0	0	0	0	0	0				2
34	Burns, Pete		0	0	0	0	1	1	0				4
11	Pearce, Mike		1	4	0	0	0	4	2		1	2	10
32	Kenny, Eric		0	0	0	0	0	0	0				2

TEAM REBOUNDS (Included in Totals)

TOTALS 23 64 15 24 42 31 6 16 2 6 25

FG %: 1st Half (23-42) 2nd Half \_\_\_\_\_ Game 55.9%  
 FT %: 1st Half (1-10) 2nd Half \_\_\_\_\_ Game 62.5%  
 Deadball Rebounds 6

OFFICIAL: [Signature] Referee: [Signature]

SCORE BY PERIODS 1st H. 2nd H. \_\_\_\_\_

**1980**  
**2nd**





# NCAA TOURNAMENT BOX SCORES

1979 2nd Round vs. Penn  
1978 2nd Round vs. San Francisco  
1977 National Championship vs. Marquette  
1977 National Semifinal vs. UNLV

1979 2nd

OFFICIAL NCAA BASKETBALL BOX SCORE

DATE: March 11, 1979 SITE: Coliseum, Raleigh

Visitors (Last Name, First) - Final: UNC-Chapel Hill 44 Penn 23-5

No.	Player	PG	FGA	FT	FTA	REB	PF	TP	A	TO	BLK	S	MIN	
12	PRICE, Tony	1	12	18	1	1	9	3	25	6	3	0	1	32
20	SMITH, Tim	1	5	11	6	6	7	5	16	1	2	0	2	24
21	WHITE, Mutt	1	4	7	2	2	8	2	10	3	4	0	3	38
3	SALTERS, James	1	6	11	3	7	1	4	15	2	5	0	4	38
32	WILLIS, Bobby	1	5	0	3	1	4	2		1	1	1	2	25
22	ROSS, Vincent	1	3	0	0	0	2	2		1	0	0	1	16
33	HALL, Ken	0	1	2	2	1	3	2		3	2	0	2	20
40	LEIFERSEN, Tom	0	0	0	0	0	0	0		0	0	0	1	

UNC-Chapel Hill		PG %: 1st Half 14.3-44.2	2nd Half 15.1-32.4	Game 29.5-51.2	Deadball Rebounds 4									
FT %: 1st Half 6.6-100.0		2nd Half 8.1-5-23	Game 12.1-11.7											
No.	Player	PG	FGA	FT	FTA	REB	PF	TP	A	TO	BLK	S	MIN	
30	WOOD, Al	1	9	19	2	3	4	5	20	4	3	1	0	35
31	O'KOREN, Mike	1	7	12	1	3	10	4	15	1	4	0	1	38
34	BUCKLE, Pete	1	1	2	1	2	3	2	16	0	0	0	10	
20	COLESCOTT, Dave	1	6	11	4	2	3	2	16	3	2	0	1	29
22	BRADLEY, Dudley	1	3	9	0	0	4	3	6	2	2	0	2	33
24	YONAKOR, Rich	1	2	3	4	6	3	5		5	4	1	2	24
23	DOUGHTON, Ged	1	2	0	0	0	1	2		0	3	0	0	9
43	WOLF, Jeff	0	2	0	0	1	1	0		0	0	0	0	9
43	VIRGIL, John	1	2	2	2	1	1	4		0	0	0	0	9
21	BLACK, Jimmy	0	3	0	0	0	1	0		0	0	0	0	4
25	WIEL, Randy	0	0	0	0	0	0	0		0	0	0	1	
Record: 23-6														
TEAM REBOUNDS (Included in Totals): 3														
TOTALS		29	59	13	18	53	23	71	15	18	2	6	20	

OFFICIALS: Bob Hartman, Frank Buckles, Robert Styer

Technical Fouls: None

Attendance: 12,400

Score by Periods: 1st H. 2nd H. OT OT FINAL

Penn	34	38		72
UNC	36	35		71

**1978 2nd**

**OFFICIAL NCAA BASKETBALL BOX SCORE** Date: 3/11/78 Site: Tempe, AZ

Visitors (Last Name, First) - Final: SAN FRANCISCO 20

No.	Player	PG	FGA	FT	FTA	REB	PF	TP	A	TO	BLK	S	MIN
34	Boynes, Winford	1	10	14	0	0	8	3	20	4	4	1	40
42	Jamison, Doug	1	3	9	2	2	5	2	8	2	3	3	40
34	Cartwright, Bill	1	9	12	5	7	11	3	23	6	3	2	40
15	Williams, Rod	1	4	1	2	5	2	3		5	4	1	23
33	Cox, John	1	4	11	4	4	5	1	12	4	3	1	27
10	Williams, Sam	1	4	0	0	2	3	2		2	5	1	20
20	Cornelius, David												
32	DeLoach, Marvin												
43	Bowers, Mark												
44	Bald, John												
52	Hardy, James												

Record: 20-0

TEAM REBOUNDS (Included in Totals): 3

TOTALS: 20 54 12 15 39 14 69 19 5 4

PG %: 1st Half 13.0-27-44% 2nd Half 15.2-55% Game 25.5-51% Deadball Rebounds 3

FT %: 1st Half 6-8-25% 2nd Half 6-7-25% Game 12-5-50%

**NORTH CAROLINA**

No.	Player	PG	FGA	FT	FTA	REB	PF	TP	A	TO	BLK	S	MIN
31	O'Koren, Mike	1	5	13	4	5	2	14		6	4	2	38
22	Bradley, Dudley	1	2	3	0	0	2	4				2	13
42	Wolf, Jeff	1	2	8	0	0	2	4				1	29
32	Zallegaris, Tom	1	3	5	0	2	1	6		2	1	1	23
12	Ford, Phil	1	7	19	0	0	1	3	14	3	1	1	39
11	Pepper, Mike												
20	Colescott, David	1	1	0	0	0	0	3				4	
23	Doughton, Ged	0	0	0	0	0	0	0		1		2	
25	Wiel, Randy												
30	Wood, Al	3	9	0	0	5	2	6		1	1	23	
34	Buckle, Pete	0	0	0	0	0	0	0				2	
44	Doughton, Jeff	2	5	0	1	7	3	4		2	1	11	
43	Virgil, John	5	8	0	0	0	2	10		2		1	16

Record: 20-0

TEAM REBOUNDS (Included in Totals): 5

TOTALS: 30 71 4 6 37 17 64 15 7 4 12

PG %: 1st Half 15.3-44% 2nd Half 15.2-55% Game 25.5-51% Deadball Rebounds 3

FT %: 1st Half 2-2-100% 2nd Half 2-4-50% Game 4-6-67%

OFFICIALS: Ed Corallo & Charlie Fouty

Technical Fouls: None

Attendance: 12,400

Score by Periods: 1st H. 2nd H. OT OT FINAL

U.S.F.	37	34		68
UNC	32	32		64

**1977 FF**

**FINAL BOX - CHAMPIONSHIP** Date: MARCH 28, 1977 Site: ATLANTA

Visitors (Last Name, First) - Final: NORTH CAROLINA 59

No.	Player	PG	FGA	FT	FTA	REB	PF	TP	A	TO	BLK	S	MIN
1	AVIS, WALTER	1	6	13	8	10	8	4	20	3	4	1	33
1	O'KOREN, MIKE	1	6	10	2	4	11	5	14	10	1	1	30
1	YONAKOR, RICH	1	3	5	0	0	4	0	6	1	2	1	25
1	FORD, PHIL	1	3	10	0	0	2	3	6	5	3	3	38
1	KUESTER, JOHN	1	2	6	1	2	0	5		6	4	1	31
1	KRACISIN, STEVE	1	1	0	0	0	0	2		0	0	10	
1	ZALAGIRIS, TOM	2	3	0	0	0	3	4		0	0	1	10
1	BRADLEY, DUDLEY	1	1	0	0	0	2	2		0	0	5	
1	BUCKLEY, BRUCE	0	1	0	0	0	1	0		0	0	10	
1	WOLF, JEFF	0	1	0	0	1	0	0		0	0	3	
1	COLESCOTT, DAVE	0	0	0	0	0	0	0		0	0	12	
1	COLEY, WOODY	0	0	0	0	0	0	0		0	0	1	
1	DOUGHTON, GED	0	0	0	0	0	0	0		0	0	1	
1	VIRGIL, JOHN	0	0	0	0	0	1	0		0	0	1	

Record: 59-0

TEAM REBOUNDS (Included in Totals): 2

TOTALS: 54 111 16 28 24 59 18 14 1 6 20

PG %: 1st Half 12-29 41.4 2nd Half 6-17 35.3 Game 47.1

FT %: 1st Half 3-6 50.0 2nd Half 8-10 80.0 Game 68.8

**MARQUETTE**

No.	Player	PG	FGA	FT	FTA	REB	PF	TP	A	TO	BLK	S	MIN
1	ELLIS, BO	1	5	9	4	5	4	14		3	3	1	39
1	NEARY, BILL	1	0	2	0	0	0	1	0	0	0	11	
1	WHITENAD, JEROME	1	2	8	4	4	11	2	8	2	0	2	36
1	LEE, BUTCH	1	6	14	7	7	3	1	19	2	4	3	41
1	BOYLAN, JIM	1	5	7	4	4	3	14		0	4	1	35
1	ROSENBERGER, GARY	1	1	4	4	1	1	6		1	0	8	
1	TOONE, BERNARD	3	6	0	1	0	1	6		0	0	25	

Record: 25-0

TEAM REBOUNDS (Included in Totals): 1

TOTALS: 22 47 23 25 29 13 67 8 11 3 5 12

PG %: 1st Half 16-30 53.3 2nd Half 6-17 35.3 Game 46.8

FT %: 1st Half 7-8 87.5 2nd Half 16-17 94.1 Game 92.0

OFFICIALS: PAUL GALVAN-SWC, REGGIE COPELAND-SEC

Technical Fouls: Twins (MU)

Attendance: 16,086 (OFF)

Score by Periods: 1st H. 2nd H. OT OT FINAL

N. CAROLINA	27	32		59
MARQUETTE	39	28		67

**1977 FF**

**FINAL BOX - SECOND SEMIFINAL** Date: MARCH 26, 1977 Site: ATLANTA

Visitors (Last Name, First) - Final: NORTH CAROLINA 89

No.	Player	PG	FGA	FT	FTA	REB	PF	TP	A	TO	BLK	S	MIN
1	AVIS, WALTER	1	7	7	5	6	5	3	19	2	4	3	35
1	O'KOREN, MIKE	1	14	19	3	5	8	1	31	2	5	1	26
1	YONAKOR, RICH	1	5	7	1	4	9	0	11	2	1	1	26
1	FORD, PHIL	1	4	10	4	5	6	2	12	10	9	3	37
1	KUESTER, JOHN	1	2	5	5	7	6	0	4	3	5	2	34
1	ZALAGIRIS, TOM	0	1	0	0	0	0	0		0	1	1	4
1	KRACISIN, STEVE	0	0	0	1	2	1	0		0	2	4	
1	BUCKLEY, BRUCE	1	5	0	0	2	3	2		0	0	13	
1	BRADLEY, DUDLEY	0	1	0	0	1	0	0		0	0	6	
1	WOLF, JEFF	0	1	0	0	1	0	0		0	0	11	
1	COLESCOTT, DAVE	0	0	0	0	0	1	0		0	0	3	

Record: 89-0

TEAM REBOUNDS (Included in Totals): 1

TOTALS: 33 56 18 28 41 11 89 16 27 1 8 200

PG %: 1st Half 51.8 2nd Half 70.0 Game 58.9

FT %: 1st Half 63.5 2nd Half 65.0 Game 64.3

TOTALS		33	56	18	28	41	11	89	27	1	9																																																																																																																																																																																																																																																																																																																																																																																																																																																																																																																																																																																																																																																																																																																																																																																																																																																																																																																																																																																																																																																																																																																																																																																																																													
FG %: 1st Half 51.8		2nd Half 70.0		Game 58.9		Deadball Rebounds 3																																																																																																																																																																																																																																																																																																																																																																																																																																																																																																																																																																																																																																																																																																																																																																																																																																																																																																																																																																																																																																																																																																																																																																																																																																		
FT %: 1st Half 62.5		2nd Half 65.0		Game 64.3																																																																																																																																																																																																																																																																																																																																																																																																																																																																																																																																																																																																																																																																																																																																																																																																																																																																																																																																																																																																																																																																																																																																																																																																																																				
<table border="1"> <tr> <td>to.</td> <td colspan="8">U. N. L. V.</td> <td colspan="2"></td> </tr> <tr> <td></td> <td>FG</td> <td>FGA</td> <td>FT</td> <td>FTA</td> <td>REB</td> <td>PF</td> <td>TP</td> <td>A</td> <td>TO</td> <td>BLK</td> <td>S</td> </tr> <tr> <td>1</td> <td>OWENS, EDDIE</td> <td>1</td> <td>7</td> <td>15</td> <td>0</td> <td>0</td> <td>2</td> <td>4</td> <td>14</td> <td>0</td> <td>2</td> </tr> <tr> <td>5</td> <td>GONDEZICK, GLEN</td> <td>1</td> <td>4</td> <td>8</td> <td>0</td> <td>0</td> <td>5</td> <td>4</td> <td>8</td> <td>2</td> <td>4</td> </tr> <tr> <td>2</td> <td>NOFFETT, LARRY</td> <td>1</td> <td>6</td> <td>9</td> <td>1</td> <td>2</td> <td>9</td> <td>(5)</td> <td>13</td> <td>1</td> <td>3</td> </tr> <tr> <td>0</td> <td>SMITH, ROBERT</td> <td>9</td> <td>4</td> <td>11</td> <td>0</td> <td>1</td> <td>1</td> <td>1</td> <td>8</td> <td>3</td> <td>4</td> </tr> <tr> <td>0</td> <td>SMITH, SAM</td> <td>9</td> <td>10</td> <td>18</td> <td>0</td> <td>0</td> <td>2</td> <td>1</td> <td>20</td> <td>0</td> <td>0</td> </tr> <tr> <td>2</td> <td>SMITH, TONY</td> <td>1</td> <td>6</td> <td>8</td> <td>0</td> <td>2</td> <td>1</td> <td>3</td> <td>12</td> <td>1</td> <td>1</td> </tr> <tr> <td>3</td> <td>THEUS, REGGIE</td> <td>4</td> <td>11</td> <td>0</td> <td>0</td> <td>0</td> <td>5</td> <td>4</td> <td>8</td> <td>4</td> <td>2</td> </tr> <tr> <td>4</td> <td>BROWN, LEWIS</td> <td></td> <td>0</td> <td>0</td> <td>0</td> <td>0</td> <td>1</td> <td>0</td> <td>0</td> <td>0</td> <td>1</td> </tr> <tr><td></td><td></td><td></td><td></td><td></td><td></td><td></td><td></td><td></td><td></td><td></td><td></td></tr> <tr><td></td><td></td><td></td><td></td><td></td><td></td><td></td><td></td><td></td><td></td><td></td><td></td></tr> <tr><td></td><td></td><td></td><td></td><td></td><td></td><td></td><td></td><td></td><td></td><td></td><td></td></tr> <tr><td></td><td></td><td></td><td></td><td></td><td></td><td></td><td></td><td></td><td></td><td></td><td></td></tr> <tr><td></td><td></td><td></td><td></td><td></td><td></td><td></td><td></td><td></td><td></td><td></td><td></td></tr> <tr><td></td><td></td><td></td><td></td><td></td><td></td><td></td><td></td><td></td><td></td><td></td><td></td></tr> <tr><td></td><td></td><td></td><td></td><td></td><td></td><td></td><td></td><td></td><td></td><td></td><td></td></tr> <tr><td></td><td></td><td></td><td></td><td></td><td></td><td></td><td></td><td></td><td></td><td></td><td></td></tr> <tr><td></td><td></td><td></td><td></td><td></td><td></td><td></td><td></td><td></td><td></td><td></td><td></td></tr> <tr><td></td><td></td><td></td><td></td><td></td><td></td><td></td><td></td><td></td><td></td><td></td><td></td></tr> <tr><td></td><td></td><td></td><td></td><td></td><td></td><td></td><td></td><td></td><td></td><td></td><td></td></tr> <tr><td></td><td></td><td></td><td></td><td></td><td></td><td></td><td></td><td></td><td></td><td></td><td></td></tr> <tr><td></td><td></td><td></td><td></td><td></td><td></td><td></td><td></td><td></td><td></td><td></td><td></td></tr> <tr><td></td><td></td><td></td><td></td><td></td><td></td><td></td><td></td><td></td><td></td><td></td><td></td></tr> <tr><td></td><td></td><td></td><td></td><td></td><td></td><td></td><td></td><td></td><td></td><td></td><td></td></tr> <tr><td></td><td></td><td></td><td></td><td></td><td></td><td></td><td></td><td></td><td></td><td></td><td></td></tr> <tr><td></td><td></td><td></td><td></td><td></td><td></td><td></td><td></td><td></td><td></td><td></td><td></td></tr> <tr><td></td><td></td><td></td><td></td><td></td><td></td><td></td><td></td><td></td><td></td><td></td><td></td></tr> <tr><td></td><td></td><td></td><td></td><td></td><td></td><td></td><td></td><td></td><td></td><td></td><td></td></tr> <tr><td></td><td></td><td></td><td></td><td></td><td></td><td></td><td></td><td></td><td></td><td></td><td></td></tr> <tr><td></td><td></td><td></td><td></td><td></td><td></td><td></td><td></td><td></td><td></td><td></td><td></td></tr> <tr><td></td><td></td><td></td><td></td><td></td><td></td><td></td><td></td><td></td><td></td><td></td><td></td></tr> <tr><td></td><td></td><td></td><td></td><td></td><td></td><td></td><td></td><td></td><td></td><td></td><td></td></tr> <tr><td></td><td></td><td></td><td></td><td></td><td></td><td></td><td></td><td></td><td></td><td></td><td></td></tr> <tr><td></td><td></td><td></td><td></td><td></td><td></td><td></td><td></td><td></td><td></td><td></td><td></td></tr> <tr><td></td><td></td><td></td><td></td><td></td><td></td><td></td><td></td><td></td><td></td><td></td><td></td></tr> <tr><td></td><td></td><td></td><td></td><td></td><td></td><td></td><td></td><td></td><td></td><td></td><td></td></tr> <tr><td></td><td></td><td></td><td></td><td></td><td></td><td></td><td></td><td></td><td></td><td></td><td></td></tr> <tr><td></td><td></td><td></td><td></td><td></td><td></td><td></td><td></td><td></td><td></td><td></td><td></td></tr> <tr><td></td><td></td><td></td><td></td><td></td><td></td><td></td><td></td><td></td><td></td><td></td><td></td></tr> <tr><td></td><td></td><td></td><td></td><td></td><td></td><td></td><td></td><td></td><td></td><td></td><td></td></tr> <tr><td></td><td></td><td></td><td></td><td></td><td></td><td></td><td></td><td></td><td></td><td></td><td></td></tr> <tr><td></td><td></td><td></td><td></td><td></td><td></td><td></td><td></td><td></td><td></td><td></td><td></td></tr> <tr><td></td><td></td><td></td><td></td><td></td><td></td><td></td><td></td><td></td><td></td><td></td><td></td></tr> <tr><td></td><td></td><td></td><td></td><td></td><td></td><td></td><td></td><td></td><td></td><td></td><td></td></tr> <tr><td></td><td></td><td></td><td></td><td></td><td></td><td></td><td></td><td></td><td></td><td></td><td></td></tr> <tr><td></td><td></td><td></td><td></td><td></td><td></td><td></td><td></td><td></td><td></td><td></td><td></td></tr> <tr><td></td><td></td><td></td><td></td><td></td><td></td><td></td><td></td><td></td><td></td><td></td><td></td></tr> <tr><td></td><td></td><td></td><td></td><td></td><td></td><td></td><td></td><td></td><td></td><td></td><td></td></tr> <tr><td></td><td></td><td></td><td></td><td></td><td></td><td></td><td></td><td></td><td></td><td></td><td></td></tr> <tr><td></td><td></td><td></td><td></td><td></td><td></td><td></td><td></td><td></td><td></td><td></td><td></td></tr> <tr><td></td><td></td><td></td><td></td><td></td><td></td><td></td><td></td><td></td><td></td><td></td><td></td></tr> <tr><td></td><td></td><td></td><td></td><td></td><td></td><td></td><td></td><td></td><td></td><td></td><td></td></tr> <tr><td></td><td></td><td></td><td></td><td></td><td></td><td></td><td></td><td></td><td></td><td></td><td></td></tr> <tr><td></td><td></td><td></td><td></td><td></td><td></td><td></td><td></td><td></td><td></td><td></td><td></td></tr> <tr><td></td><td></td><td></td><td></td><td></td><td></td><td></td><td></td><td></td><td></td><td></td><td></td></tr> <tr><td></td><td></td><td></td><td></td><td></td><td></td><td></td><td></td><td></td><td></td><td></td><td></td></tr> <tr><td></td><td></td><td></td><td></td><td></td><td></td><td></td><td></td><td></td><td></td><td></td><td></td></tr> <tr><td></td><td></td><td></td><td></td><td></td><td></td><td></td><td></td><td></td><td></td><td></td><td></td></tr> <tr><td></td><td></td><td></td><td></td><td></td><td></td><td></td><td></td><td></td><td></td><td></td><td></td></tr> <tr><td></td><td></td><td></td><td></td><td></td><td></td><td></td><td></td><td></td><td></td><td></td><td></td></tr> <tr><td></td><td></td><td></td><td></td><td></td><td></td><td></td><td></td><td></td><td></td><td></td><td></td></tr> <tr><td></td><td></td><td></td><td></td><td></td><td></td><td></td><td></td><td></td><td></td><td></td><td></td></tr> <tr><td></td><td></td><td></td><td></td><td></td><td></td><td></td><td></td><td></td><td></td><td></td><td></td></tr> <tr><td></td><td></td><td></td><td></td><td></td><td></td><td></td><td></td><td></td><td></td><td></td><td></td></tr> <tr><td></td><td></td><td></td><td></td><td></td><td></td><td></td><td></td><td></td><td></td><td></td><td></td></tr> <tr><td></td><td></td><td></td><td></td><td></td><td></td><td></td><td></td><td></td><td></td><td></td><td></td></tr> <tr><td></td><td></td><td></td><td></td><td></td><td></td><td></td><td></td><td></td><td></td><td></td><td></td></tr> <tr><td></td><td></td><td></td><td></td><td></td><td></td><td></td><td></td><td></td><td></td><td></td><td></td></tr> <tr><td></td><td></td><td></td><td></td><td></td><td></td><td></td><td></td><td></td><td></td><td></td><td></td></tr> <tr><td></td><td></td><td></td><td></td><td></td><td></td><td></td><td></td><td></td><td></td><td></td><td></td></tr> <tr><td></td><td></td><td></td><td></td><td></td><td></td><td></td><td></td><td></td><td></td><td></td><td></td></tr> <tr><td></td><td></td><td></td><td></td><td></td><td></td><td></td><td></td><td></td><td></td><td></td><td></td></tr> <tr><td></td><td></td><td></td><td></td><td></td><td></td><td></td><td></td><td></td><td></td><td></td><td></td></tr> <tr><td></td><td></td><td></td><td></td><td></td><td></td><td></td><td></td><td></td><td></td><td></td><td></td></tr> <tr><td></td><td></td><td></td><td></td><td></td><td></td><td></td><td></td><td></td><td></td><td></td><td></td></tr> <tr><td></td><td></td><td></td><td></td><td></td><td></td><td></td><td></td><td></td><td></td><td></td><td></td></tr> <tr><td></td><td></td><td></td><td></td><td></td><td></td><td></td><td></td><td></td><td></td><td></td><td></td></tr> <tr><td></td><td></td><td></td><td></td><td></td><td></td><td></td><td></td><td></td><td></td><td></td><td></td></tr> <tr><td></td><td></td><td></td><td></td><td></td><td></td><td></td><td></td><td></td><td></td><td></td><td></td></tr> <tr><td></td><td></td><td></td><td></td><td></td><td></td><td></td><td></td><td></td><td></td><td></td><td></td></tr> <tr><td></td><td></td><td></td><td></td><td></td><td></td><td></td><td></td><td></td><td></td><td></td><td></td></tr> <tr><td></td><td></td><td></td><td></td><td></td><td></td><td></td><td></td><td></td><td></td><td></td><td></td></tr> <tr><td></td><td></td><td></td><td></td><td></td><td></td><td></td><td></td><td></td><td></td><td></td><td></td></tr> <tr><td></td><td></td><td></td><td></td><td></td><td></td><td></td><td></td><td></td><td></td><td></td><td></td></tr> <tr><td></td><td></td><td></td><td></td><td></td><td></td><td></td><td></td><td></td><td></td><td></td><td></td></tr> <tr><td></td><td></td><td></td><td></td><td></td><td></td><td></td><td></td><td></td><td></td><td></td><td></td></tr> <tr><td></td><td></td><td></td><td></td><td></td><td></td><td></td><td></td><td></td><td></td><td></td><td></td></tr> <tr><td></td><td></td><td></td><td></td><td></td><td></td><td></td><td></td><td></td><td></td><td></td><td></td></tr> <tr><td></td><td></td><td></td><td></td><td></td><td></td><td></td><td></td><td></td><td></td><td></td><td></td></tr> <tr><td></td><td></td><td></td><td></td><td></td><td></td><td></td><td></td><td></td><td></td><td></td><td></td></tr> <tr><td></td><td></td><td></td><td></td><td></td><td></td><td></td><td></td><td></td><td></td><td></td><td></td></tr> <tr><td></td><td></td><td></td><td></td><td></td><td></td><td></td><td></td><td></td><td></td><td></td><td></td></tr> <tr><td></td><td></td><td></td><td></td><td></td><td></td><td></td><td></td><td></td><td></td><td></td><td></td></tr> <tr><td></td><td></td><td></td><td></td><td></td><td></td><td></td><td></td><td></td><td></td><td></td><td></td></tr> <tr><td></td><td></td><td></td><td></td><td></td><td></td><td></td><td></td><td></td><td></td><td></td><td></td></tr> <tr><td></td><td></td><td></td><td></td><td></td><td></td><td></td><td></td><td></td><td></td><td></td><td></td></tr> <tr><td></td><td></td><td></td><td></td><td></td><td></td><td></td><td></td><td></td><td></td><td></td><td></td></tr> <tr><td></td><td></td><td></td><td></td><td></td><td></td></tr></table>												to.	U. N. L. V.											FG	FGA	FT	FTA	REB	PF	TP	A	TO	BLK	S	1	OWENS, EDDIE	1	7	15	0	0	2	4	14	0	2	5	GONDEZICK, GLEN	1	4	8	0	0	5	4	8	2	4	2	NOFFETT, LARRY	1	6	9	1	2	9	(5)	13	1	3	0	SMITH, ROBERT	9	4	11	0	1	1	1	8	3	4	0	SMITH, SAM	9	10	18	0	0	2	1	20	0	0	2	SMITH, TONY	1	6	8	0	2	1	3	12	1	1	3	THEUS, REGGIE	4	11	0	0	0	5	4	8	4	2	4	BROWN, LEWIS		0	0	0	0	1	0	0	0	1																																																																																																																																																																																																																																																																																																																																																																																																																																																																																																																																																																																																																																																																																																																																																																																																																																																																																																																																																																																																																																																																																																						
to.	U. N. L. V.																																																																																																																																																																																																																																																																																																																																																																																																																																																																																																																																																																																																																																																																																																																																																																																																																																																																																																																																																																																																																																																																																																																																																																																																																																							
	FG	FGA	FT	FTA	REB	PF	TP	A	TO	BLK	S																																																																																																																																																																																																																																																																																																																																																																																																																																																																																																																																																																																																																																																																																																																																																																																																																																																																																																																																																																																																																																																																																																																																																																																																																													
1	OWENS, EDDIE	1	7	15	0	0	2	4	14	0	2																																																																																																																																																																																																																																																																																																																																																																																																																																																																																																																																																																																																																																																																																																																																																																																																																																																																																																																																																																																																																																																																																																																																																																																																																													
5	GONDEZICK, GLEN	1	4	8	0	0	5	4	8	2	4																																																																																																																																																																																																																																																																																																																																																																																																																																																																																																																																																																																																																																																																																																																																																																																																																																																																																																																																																																																																																																																																																																																																																																																																																													
2	NOFFETT, LARRY	1	6	9	1	2	9	(5)	13	1	3																																																																																																																																																																																																																																																																																																																																																																																																																																																																																																																																																																																																																																																																																																																																																																																																																																																																																																																																																																																																																																																																																																																																																																																																																													
0	SMITH, ROBERT	9	4	11	0	1	1	1	8	3	4																																																																																																																																																																																																																																																																																																																																																																																																																																																																																																																																																																																																																																																																																																																																																																																																																																																																																																																																																																																																																																																																																																																																																																																																																													
0	SMITH, SAM	9	10	18	0	0	2	1	20	0	0																																																																																																																																																																																																																																																																																																																																																																																																																																																																																																																																																																																																																																																																																																																																																																																																																																																																																																																																																																																																																																																																																																																																																																																																																													
2	SMITH, TONY	1	6	8	0	2	1	3	12	1	1																																																																																																																																																																																																																																																																																																																																																																																																																																																																																																																																																																																																																																																																																																																																																																																																																																																																																																																																																																																																																																																																																																																																																																																																																													
3	THEUS, REGGIE	4	11	0	0	0	5	4	8	4	2																																																																																																																																																																																																																																																																																																																																																																																																																																																																																																																																																																																																																																																																																																																																																																																																																																																																																																																																																																																																																																																																																																																																																																																																																													
4	BROWN, LEWIS		0	0	0	0	1	0	0	0	1																																																																																																																																																																																																																																																																																																																																																																																																																																																																																																																																																																																																																																																																																																																																																																																																																																																																																																																																																																																																																																																																																																																																																																																																																													

OFFICIALS: IRV BRON - NAC, REGGIE COPELAND - SEC

Technical Fouls: GONDEZICK (UNLV)

Attendance: 16,086

Score by Periods: 1st H. 2nd H. OT OT FINAL

N. CAROLINA	43	41		84
U. N. L. V.	49	34		83





# NCAA TOURNAMENT BOX SCORES

1977 Elite 8 vs. Kentucky  
1977 Sweet 16 vs. Notre Dame  
1977 2nd Round vs. Purdue  
1976 1st Round vs. Alabama

1977  
E-8

EAST REGIONAL - OFFICIAL NCAA BASKETBALL BOX SCORE															Date: Mar. 19, 1977 Site: COLE FIELD HOUSE				
VISITORS (Last Name, First)															FINAL				
	FG	FGA	FT	FTA	REB	PF	TP	A	TO	BLK	S	MIN							
10 NORTH CAROLINA																			
4 AVIS, Walter	1	7	11	7	9	6	2	21											
31 O'KOREN, Mike	1	6	10	2	2	7	2	14											
50 YONAKOR, Rich	1	4	7	0	0	5	5	8											
2 FORD, Phil	1	3	0	0	0	0	4	2											
51 KUESTER, John	1	3	5	13	14	3	1	19											
10 BUCKLEY, Bruce	0	0	0	0	0	0	2	0											
34 KRAFCISIN, Steve	0	0	8	8	3	2	8												
12 ZALIAGIRIS, Tom	1	1	3	3	0	2	5												
12 BRADLEY, Dudley	1	1	0	0	1	0	2												
12 WOLF, Jeff	0	0	0	0	0	1	0												
10 COLESCOTT, David	0	0	0	0	0	1	0												
13 VIRGIL, John	0	0	0	0	0	0	0												
TEAM REBOUNDS (Included in Totals)															1	5			
TOTALS															23	38	33	36	22 79
FG %: 1st Half 18-28 64.3 2nd Half 5-10 50.0 Game 23-38 60.5															Deadball Rebounds 0				
FT %: 1st Half 17-20 85.0 2nd Half 16-16 100.0 Game 33-36 91.7															Deadball Rebounds 0				
OFFICIALS: Jim BAIN, Payl GALVAN															SCORE BY PERIODS 1st H. 2nd H. OT OT FINAL				
Technical Fouls: UNC-5, NTH															NORTH CAROLINA 53 26 79				
Attendance: 14,500															KENTUCKY 41 31 72				

1977  
16

EAST REGIONAL - 2ND GAME OFFICIAL NCAA BASKETBALL BOX SCORE															Date: Mar. 17, 1977 Site: COLE FIELD HOUSE				
VISITORS (Last Name, First)															FINAL				
	FG	FGA	FT	FTA	REB	PF	TP	A	TO	BLK	S	MIN							
10 NOTRE DAME																			
31 FLOWERS, Bruce	1	5	5	1	3	5	11												
45 DATTON, Dave	1	3	5	0	0	4	3	6											
43 KNIGHT, Tony	1	10	13	2	3	14	2	22											
28 WILLIAMS, Dan	1	6	14	5	5	1	4	17											
12 BRAUNING, Rich	1	5	7	8	9	2	2	18											
59 PATERNO, Bill	1	1	1	2	3	2	3												
10 CARPENTER, Jeff	0	0	0	0	0	0	0												
42 HANZLIK, Bill	0	0	0	0	1	1	0												
TEAM REBOUNDS (Included in Totals)															1	5			
TOTALS															30	45	17	22	31 77
FG %: 1st Half 15-25 60.0 2nd Half 15-20 75.0 Game 30-45 66.7															Deadball Rebounds 2				
FT %: 1st Half 10-13 76.9 2nd Half 7-9 77.8 Game 17-22 77.3															Deadball Rebounds 2				
OFFICIALS: Richard SANDERS, Becker TURNER															SCORE BY PERIODS 1st H. 2nd H. OT OT FINAL				
Technical Fouls: UNC-5, UNC															NOTRE DAME 40 37 77				
Attendance: 14,500															NORTH CAROLINA 30 49 79				

1977  
2nd

EAST REGIONAL - OFFICIAL NCAA BASKETBALL BOX SCORE															Date: March 12, 1977 Site: COLE FIELD HOUSE				
VISITORS (Last Name, First)															FINAL				
	FG	FGA	FT	FTA	REB	PF	TP	A	TO	BLK	S	MIN							
UNC-Chapel Hill																			
10 O'KOREN, Mike	3	8	5	9	5	3	11												
1 BUCKLEY, Bruce	0	3	1	3	3	1	17												
50 YONAKOR, Rich	3	5	0	0	5	1	6												
12 FORD, Phil	1	10	7	7	1	0	27												
51 KUESTER, John	1	7	0	0	2	4	2												
12 BRADLEY, Dudley	4	6	0	0	8	2	8												
34 KRAFCISIN, Steve	2	5	0	0	5	1	4												
12 ZALIAGIRIS, Tom	4	5	0	0	1	2	8												
12 WOLF, Jeff	1	1	0	0	1	0	2												
10 COLEY, Woody	0	0	0	0	0	0	0												
10 COLESCOTT, David	0	0	0	0	0	1	0												
13 VIRGIL, John	0	1	0	0	0	0	0												
TEAM REBOUNDS (Included in Totals)															2	17	5		
TOTALS															28	59	13	19	69
FG %: 1st Half 18-39 46.2 2nd Half 10-20 50.0 Game 28-59 47.5															Deadball Rebounds 2				
FT %: 1st Half 6-9 66.7 2nd Half 7-12 58.3 Game 13-19 68.4															Deadball Rebounds 2				
OFFICIALS: Paul Galvan, Becker Turner															SCORE BY PERIODS 1st H. 2nd H. OT OT FINAL				
Technical Fouls: UNC-5, UNC															UNC-CH 42 27 69				
Attendance: 12,400															Purdue 44 22 66				

1976  
1st

1976  
1st

# OFFICIAL NCAA BASKETBALL BOX SCORE

Date: March 13, 1976 Site: UD Arena, Dayton, Ohio

VISITING TEAM (Last Name, First)	FIELD GOALS	FREE THROWS	Rebounds	Pen. Fouls	TOTAL POINTS	HOME TEAM (Last Name, First)	Assists	Turnovers	Blkd Shots	Steals	Miss. Made	Plays
No.	Make	Atts	Make	Atts		No.	Make	Atts	Make	Atts		
24 Davis, Walter	6	17	4	5	7	3	16	5	1	1	3	35
45 LaGarde, Tony	9	16	4	4	11	3	28	2	0	0	0	29
21 Yagchah, Mitch	3	11	2	3	12	8	8	1	3	1	0	31
12 Ford, Phil	1	5	0	0	2	1	2	3	5	0	3	28
51 Kuester, John	3	8	0	0	1	4	6	5	4	0	8	33
10 Buckley, Bruce	2	4	0	1	0	0	4	0	1	0	0	10
22 Bradley, Dudley	1	5	0	0	0	1	2	3	2	0	0	9
32 Zaliagiris, Tom	0	2	0	0	0	0	0	0	0	0	0	4
14 Rammer, Dave	1	2	0	0	0	0	0	1	1	0	5	15
30 Coley, Woody	0	1	0	0	1	0	0	0	0	0	0	3
42 Chastrow, Bill	1	2	0	0	0	1	2	0	0	0	0	3
11 VALENTE, KESTH	0	0	0	0	0	1	0	0	0	1	1	
TEAM REBOUNDS (Included in Totals)	87	73	10	12	36	21	64		21	17	8	20
TOTALS	27	73	10	12	36	21	64		21	17	8	20
PERCENTAGES: FG: 1st Half 18-39 46.2 2nd Half 10-20 50.0 Games 1-223	18	39	46.2	10	20	50.0	1-223		21	17	8	20
FG: 1st Half 1-000 2nd Half 1-000 Games 1-223	1	000	1-000	1	000	1-000	1-223		21	17	8	20
PERCENTAGES: FG: 1st Half 18-39 46.2 2nd Half 10-20 50.0 Games 1-223	18	39	46.2	10	20	50.0	1-223		21	17	8	20
FG: 1st Half 1-000 2nd Half 1-000 Games 1-223	1	000	1-000	1	000	1-000	1-223		21	17	8	20
PERCENTAGES: FG: 1st Half 18-39 46.2 2nd Half 10-20 50.0 Games 1-223	18	39	46.2	10	20	50.0	1-223		21	17	8	20
FG: 1st Half 1-000 2nd Half 1-000 Games 1-223	1	000	1-000	1	000	1-000	1-223		21	17	8	20
PERCENTAGES: FG: 1st Half 18-39 46.2 2nd Half 10-20 50.0 Games 1-223	18	39	46.2	10	20	50.0	1-223		21	17	8	20
FG: 1st Half 1-000 2nd Half 1-000 Games 1-223	1	000	1-000	1	000	1-000	1-223		21	17	8	20
PERCENTAGES: FG: 1st Half 18-39 46.2 2nd Half 10-20 50.0 Games 1-223	18	39	46.2	10	20	50.0	1-223		21	17	8	20
FG: 1st Half 1-000 2nd Half 1-000 Games 1-223	1	000	1-000	1	000	1-000	1-223		21	17	8	20
PERCENTAGES: FG: 1st Half 18-39 46.2 2nd Half 10-20 50.0 Games 1-223	18	39	46.2	10	20	50.0	1-223		21	17	8	20
FG: 1st Half 1-000 2nd Half 1-000 Games 1-223	1	000	1-000	1	000	1-000	1-223		21	17	8	20
PERCENTAGES: FG: 1st Half 18-39 46.2 2nd Half 10-20 50.0 Games 1-223	18	39	46.2	10	20	50.0	1-223		21	17	8	20
FG: 1st Half 1-000 2nd Half 1-000 Games 1-223	1	000	1-000	1	000	1-000	1-223		21	17	8	20
PERCENTAGES: FG: 1st Half 18-39 46.2 2nd Half 10-20 50.0 Games 1-223	18	39	46.2	10	20	50.0	1-223		21	17	8	20
FG: 1st Half 1-000 2nd Half 1-000 Games 1-223	1	000	1-000	1	000	1-000	1-223		21	17	8	20
PERCENTAGES: FG: 1st Half 18-39 46.2 2nd Half 10-20 50.0 Games 1-223	18	39	46.2	10	20	50.0	1-223		21	17	8	20
FG: 1st Half 1-000 2nd Half 1-000 Games 1-223	1	000	1-000	1	000	1-000	1-223		21	17	8	20
PERCENTAGES: FG: 1st Half 18-39 46.2 2nd Half 10-20 50.0 Games 1-223	18	39	46.2	10	20	50.0	1-223		21	17	8	20
FG: 1st Half 1-000 2nd Half 1-000 Games 1-223	1	000	1-000	1	000	1-000	1-223		21	17	8	20
PERCENTAGES: FG: 1st Half 18-39 46.2 2nd Half 10-20 50.0 Games 1-223	18	39	46.2	10	20	50.0	1-223		21	17	8	20
FG: 1st Half 1-000 2nd Half 1-000 Games 1-223	1	000	1-000	1	000	1-000	1-223		21	17	8	20
PERCENTAGES: FG: 1st Half 18-39 46.2 2nd Half 10-20 50.0 Games 1-223	18	39	46.2	10	20	50.0	1-223		21	17	8	20
FG: 1st Half 1-000 2nd Half 1-000 Games 1-223	1	000	1-000	1	000	1-000	1-223		21	17	8	20
PERCENTAGES: FG: 1st Half 18-39 46.2 2nd Half 10-20 50.0 Games 1-223	18	39	46.2	10	20	50.0	1-223		21	17	8	20
FG: 1st Half 1-000 2nd Half 1-000 Games 1-223	1	000	1-000	1	000	1-000	1-223		21	17	8	20
PERCENTAGES: FG: 1st Half 18-39 46.2 2nd Half 10-20 50.0 Games 1-223	18	39	46.2	10	20	50.0	1-223		21	17	8	20
FG: 1st Half 1-000 2nd Half 1-000 Games 1-223	1	000	1-000	1	000	1-000	1-223		21	17	8	20
PERCENTAGES: FG: 1st Half 18-39 46.2 2nd Half 10-20 50.0 Games 1-223	18	39	46.2	10	20	50.0	1-223		21	17	8	20
FG: 1st Half 1-000 2nd Half 1-000 Games 1-223	1	000	1-000	1	000	1-000	1-223		21	17	8	20
PERCENTAGES: FG: 1st Half 18-39 46.2 2nd Half 10-20 50.0 Games 1-223	18	39	46.2	10	20	50.0	1-223		21	17	8	20
FG: 1st Half 1-000 2nd Half 1-000 Games 1-223	1	000	1-000	1	000	1-000	1-223		21	17	8	20
PERCENTAGES: FG: 1st Half 18-39 46.2 2nd Half 10-20 50.0 Games 1-223	18	39	46.2	10	20	50.0	1-223		21	17	8	20
FG: 1st Half 1-000 2nd Half 1-000 Games 1-223	1	000	1-000	1	000	1-000	1-223		21	17	8	20
PERCENTAGES: FG: 1st Half 18-39 46.2 2nd Half 10-20 50.0 Games 1-223	18	39	46.2	10	20	50.0	1-223		21	17	8	20
FG: 1st Half 1-000 2nd Half 1-000 Games 1-223	1	000	1-000	1	000	1-000	1-223		21	17	8	20
PERCENTAGES: FG: 1st Half 18-39 46.2 2nd Half 10-20 50.0 Games 1-223	18	39	46.2	10	20	50.0	1-223		21	17	8	20
FG: 1st Half 1-000 2nd Half 1-000 Games 1-223	1	000	1-000	1	000	1-000	1-223		21	17	8	20
PERCENTAGES: FG: 1st Half 18-39 46.2 2nd Half 10-20 50.0 Games 1-223	18	39	46.2	10	20	50.0	1-223		21	17		





# NCAA TOURNAMENT BOX SCORES

1975 Regional Consolation vs. Boston College  
1975 Sweet 16 vs. Syracuse  
1975 First Round vs. New Mexico State  
1972 National Consolation vs. Louisville

**1975  
Cons**

OFFICIAL NCAA BASKETBALL BOX SCORE Date March 22, 1975 Site Providence (R.I.) Civic Center

VISITING TEAM (Last Name, First)		FIELD GOALS		FREE THROWS		Re-bounds	Pers. Fouls	TOTAL POINTS	Assists	Turnovers	Blocked Shots	Steals	Mins. Played
		Made	Atts	Made	Atts								
U. of NORTH CAROLINA													
2 FORD, Phil		16	16	3	3	1	2	19	4	7	0	0	34
3 HOFFMAN, Brad		8	15	0	0	3	3	16	0	0	1	0	32
4 HARRIS, Dave		0	0	0	0	0	0	0	0	0	0	0	3
5 KUSTYER, John		1	1	1	1	0	0	3	0	0	0	0	7
7 KUTCHMA, Mitch		14	18	8	13	13	4	36	13	5	0	0	33
8 DAVIS, Walter		7	12	0	1	5	5	14	6	5	0	1	39
10 COLLEY, Woody		0	0	0	0	0	0	0	0	0	0	1	1
11 BELL, Mickey		0	0	0	0	6	0	0	2	1	0	0	10
12 BALAGIERIS, Tom		0	0	0	0	0	0	0	0	0	0	0	3
14 BUCKLEY, Bruce		0	0	0	0	2	1	0	0	1	0	0	5
15 CHAMBERS, Bill		0	1	0	0	0	0	0	0	0	0	0	3
17 STANLEY, Ed		5	9	6	6	9	3	16	3	2	0	0	32
18 HARRY, Eric		0	0	0	0	0	0	0	0	0	0	0	1
19 TACARIS, Tommy		1	2	2	2	0	0	4	0	1	0	0	3
TEAM REBOUNDS (Included in Totals)		44		22		41		110		34		23	
TOTALS		44		22		41		110		34		23	
ENTRIES:		FG: 1st Half 23/42 = 54.8% 2nd Half 23/42 = 54.8% Game 46/84 = 54.8%		FT: 1st Half 3/3 = 100% 2nd Half 3/3 = 100% Game 6/6 = 100%		Rebounds: 1		Deadball: 1		Fouls: 1		Mins. Played: 1	
OFFICIALS: Paul Housman, Al Perry		SCORE BY PERIODS		1st H. 2nd H. OT OT FINAL		UNC		54 56		110		76	
Technical Fouls: NONE		UNC		37 53		70		70		70		70	

**1975  
16**

OFFICIAL NCAA BASKETBALL BOX SCORE Date March 20, 1975 Site Providence (R.I.) Civic Center

VISITING TEAM (Last Name, First)		FIELD GOALS		FREE THROWS		Re-bounds	Pers. Fouls	TOTAL POINTS	Assists	Turnovers	Blocked Shots	Steals	Mins. Played
		Made	Atts	Made	Atts								
U. of NORTH CAROLINA													
12 FORD, Phil		7	10	10	10	1	4	24	0	5	0	1	37
13 HOFFMAN, Brad		10	12	0	0	1	1	20	2	4	0	1	36
14 HARRIS, Dave		0	0	0	0	0	1	0	0	0	0	0	2
15 KUSTYER, John		0	1	0	0	0	1	0	0	0	0	0	9
17 KUTCHMA, Mitch		6	11	0	0	8	3	12	2	5	3	0	37
18 DAVIS, Walter		2	4	0	0	2	5	4	0	3	1	0	27
19 COLLEY, Woody		DNP											
20 BELL, Mickey		0	0	0	1	1	0	0	0	1	0	0	8
22 BALAGIERIS, Tom		0	0	0	0	0	0	0	0	0	0	0	1
24 BUCKLEY, Bruce		0	0	0	2	0	0	0	0	0	0	0	3
25 CHAMBERS, Bill		0	1	0	0	0	1	0	0	1	0	0	3
27 STANLEY, Ed		2	4	0	0	1	1	4	0	0	0	0	7
28 HARRY, Eric		DNP											
29 TACARIS, Tommy		5	6	2	2	0	1	12	0	3	0	0	31
TEAM REBOUNDS (Included in Totals)		32		49		13		57		27		18	
TOTALS		32		49		13		57		27		18	
ENTRIES:		FG: 1st Half 18/32 = 56.2% 2nd Half 14/17 = 82.4% Game 32/49 = 65.3%		FT: 1st Half 10/10 = 100% 2nd Half 2/2 = 100% Game 12/12 = 100%		Rebounds: 2		Deadball: 1		Fouls: 1		Mins. Played: 1	
OFFICIALS: DRETH + OVERBY		SCORE BY PERIODS		1st H. 2nd H. OT OT FINAL		UNC		42 34		76		76	
Technical Fouls: NONE		UNC		37 53		70		70		70		70	

**1975  
1st**

OFFICIAL NCAA BASKETBALL BOX SCORE Date March 15, 1975 Site Charlotte, NC

VISITING TEAM (Last Name, First)		FIELD GOALS		FREE THROWS		Re-bounds	Pers. Fouls	TOTAL POINTS	Assists	Turnovers	Blocked Shots	Steals	Mins. Played
		Made	Atts	Made	Atts								
U. of NORTH CAROLINA													
15 Allen, Bill		7	11	0	0	3	1	14	0	5	0	0	24:01
23 Hawkins, Dexter		2	6	3	3	0	5	7	3	9	0	2	24:51
41 Booth, Jim		11	15	0	0	12	4	22	4	1	0	0	37:46
43 Lutz, Russell		4	10	0	0	8	3	8	1	3	0	0	31:36
45 Robinson, Richard		5	11	0	0	4	3	10	4	3	0	0	31:11
21 Graham, Alex		0	4	4	4	5	4	4	4	2	0	0	14:44
25 Lopez, Danny		1	4	0	1	0	2	2	2	1	0	0	16:37
11 Powell, George		0	1	0	0	0	0	0	0	0	0	0	3:52
31 Gibson, Ricky		1	3	0	0	1	0	2	1	0	0	0	4:38
33 Dove, Jim		0	0	0	0	0	0	0	0	0	0	0	1:37
13 O'Bease, John		0	0	0	0	0	0	0	1	1	0	0	1:21
TEAM REBOUNDS (Included in Totals)		31		65		7		9		38		22	
TOTALS		31		65		7		9		38		22	
ENTRIES:		FG: 1st Half 19/32 = 59.4% 2nd Half 12/33 = 36.4% Game 31/65 = 47.7%		FT: 1st Half 0/0 = 0% 2nd Half 0/0 = 0% Game 0/0 = 0%		Rebounds: 0		Deadball: 0		Fouls: 1		Mins. Played: 1	
OFFICIALS: Paul Housman, Al Perry		SCORE BY PERIODS		1st H. 2nd H. OT OT FINAL		UNC		54 56		110		76	
Technical Fouls: NONE		UNC		37 53		70		70		70		70	

**1972  
Cons**

1972 NCAA FINAL FOUR CONSOLATION  
NORTH CAROLINA 105, LOUISVILLE 91  
MARCH 25, 1972  
SPORTS ARENA, LOS ANGELES, CALIF.

NORTH CAROLINA		FG	FT	REB	PF	PTS	A	TO	MP
31-Bill Chamberlain (6:27)		4-6	1-1	4	5	9	5	2	18
44-Dennis Wucyk		8-12	11-16	8	2	27	2	7	34
35-Robert McAdoo		12-20	6-76	19	1	30	2	6	37.5
13-Save Previs		2-5	3-5	4	4	7	7	4	33.5
22-George Karl (2:47)		6-8	4-5	2	5	16	3	5	28.5
42-Kim Hubbard		0-0	0-0	2	1	0	1	1	11.5
34-Bobby Jones (3:20)		4-8	3-4	4	5	11	5	4	21
40-Donn Johnston		0-0	0-0	0	0	0	0	0	4
43-Craig Corson		0-0	0-0	2	0	0	0	0	2
12-Ray Hite		0-0	1-3	1	1	1	0	1	7
20-Billy Chambers		0-0	4-4	0	0	4	0	0	2
32-Darrell Elston		0-0	0-0	0	0	0	0	0	1
Team				1					
TOTALS		36-59	33-44	46	24	105	25	30	200
LOUISVILLE		FG	FT	REB	PF	PTS	A	TO	MP
40-Mike Lawhorn		4-10	5-6	2	3	13	2	0	26.5
42-Ron Thomas		5-11	4-6	10	4	14	0	0	32
30-Al Vilcheck		3-5	2-3	5	3	8	1	2	19.5
15-Jim Price (4:20)		9-17	5-7	4	5	23	4	3	35.5
32-Henry Bacon		3-8	6-8	4	3	12	4	10	31
33-Bill Bunton		2-4	1-2	5	2	5	0	1	18
10-Larry Carter		1-5	0-0	0	0	2	0	1	6
21-Tim Cooper		2-5	4-5	0	4	8	2	1	11
52-Bill Bradley		1-4	0-0	4	2	2	3	3	8
22-Joe Meiman		0-2	0-0	1	3	0	1	1	5.5
25-Ron Stallings		1-5	0-0	2	2	2	0	0	4.5
24-Paul Pry		1-2	0-0	1	0	2	0	0	2.5
Team				5					
TOTALS		32-78	27-37	38	31	91	17	22	200
SCORING BY HALVES		UNC	LOUISVILLE	1ST	2ND	TOTALS			
		51	54	—	105				
		34	57	—	91				
FIELD GOAL PCT		1ST	2ND	TOTALS					
UNC		.645	.571	.610					
LOUISVILLE		.324	.488	.410					
FREE THROW PCT		1ST	2ND	TOTALS					
UNC		.786	.733	.750					
LOUISVILLE		.667	.773	.730					









# NCAA TOURNAMENT BOX SCORES

1969 National Semifinal vs. Purdue  
1969 Elite 8 vs. Davidson  
1969 Regional Semifinal vs. Duquesne  
1968 National Championship vs. UCLA

1969  
FF

NORTH CAROLINA PURDUE  
Date: MARCH 20, 1969

NORTH CAROLINA 35 30  
PURDUE 39 53

Attendance

NORTH CAROLINA

	TEAM TOTALS	PTS	REBOUNDS											
	PTS	AST	REB	STL	BLK	FTS	FT%	PTS	AST	REB	STL	BLK	PTS	REB
31 BUNTING, BILL	7	13	5	2	3	4	7	2	19	2	4	3	37	1
33 SCOTT, CHARLIE	6	19	4	6	1	5	6	3	16	6	3	3	36	1
43 CLARK, RUSTY	7	9	6	10	2	7	9	2	20	1	3	3	37	1
20 FOGLE, ED	1	4	0	0	2	0	2	2	2	1	5	2	27	1
11 TUTTLE, GERALD	2	4	0	1	1	2	3	3	4	1	7	2	20	1
22 DELANY, JIM	0	2	0	0	1	0	1	4	0	2	1	1	13	1
35 DEEDMON, LEE	0	1	0	1	0	4	4	2	0	2	3	1	16	1
41 BROWN, JOE	1	4	0	0	0	1	1	0	2	0	1	5	3	1
30 GIPPLE, DALG	0	3	0	0	1	0	1	0	0	0	0	3	3	1
32 CHADWICK, DAVE	1	2	0	0	1	1	2	0	3	0	0	2	2	1
12 TUTTLE, RICHARD	0	1	0	0	0	0	0	0	0	0	0	1	1	1
34 EGGLESTON, DON	0	0	0	0	0	0	0	0	0	0	0	0	1	1

AW REBOUNDS (Included in totals)

1 0 1 Dead Ball Rebounds 3

Totals

25 62 15 25 13 24 37 10 65 15 26 200  
40.3 60.0 OFFICIALS: JOHN OVERBY  
IRV BROWN

FINAL

PURDUE

	TEAM TOTALS	PTS	REBOUNDS											
	PTS	AST	REB	STL	BLK	FTS	FT%	PTS	AST	REB	STL	BLK	PTS	REB
30 GILLIAM, HERMAN	3	11	0	2	6	8	0	6	7	3	2	7	27	1
33 FAEGER, GREGG	3	3	2	2	2	7	9	3	8	0	3	3	30	1
31 JOHNSON, JERRY	2	5	1	3	3	2	5	4	5	0	1	1	13	1
10 MOUNT, KICK	14	28	8	9	0	4	4	0	36	3	3	3	33	1
24 KELLER, BILL	9	19	2	3	4	1	5	3	20	5	2	3	32	1
32 KAUFMAN, FRANK	0	1	2	3	3	3	6	4	2	1	0	2	26	1
45 WENTHREWD, LARRY	3	6	1	1	0	2	2	1	7	2	0	2	10	1
13 BEDFORD, TYRONE	3	3	0	0	2	3	5	4	6	1	0	1	17	1
40 TAYLOR, RALPH	1	1	0	1	2	1	3	0	2	0	0	0	14	1
25 LONGFELLOW, STEVE	0	1	0	0	0	2	2	0	0	0	1	3	3	1
44 REASONER, TED	0	0	0	0	0	0	0	1	0	0	0	0	2	1
22 YOUNG,	0	0	0	0	0	0	0	0	0	0	0	0	2	1

TEAM REBOUNDS (Included in totals)

1 1 2 Dead Ball Rebounds 2

Totals

38 78 16 22 19 32 51 20 92 17 15 200  
48.7 72.7





# NCAA TOURNAMENT BOX SCORES

1968 National Semifinal vs. Ohio State  
1968 Elite 8 vs. Davidson  
1968 Regional Semifinal vs. St. Bonaventure  
1967 National Consolation vs. Houston

## Official Western Conference Basketball Box Score

VISITING TEAM: Ohio State Score: 66

NAME AND POSITION	FGA	FG	FTA	FT	PF	PTS	Reb.
Howell F	17	6	2	1	2	13	3
Hosket F	11	4	9	6	5	14	9
Sorenson C	17	5	3	1	3	11	11
Schnabel G	1	0	0	0	1	0	2
Meadors G	13	3	2	2	3	8	3
Finney G	13	8	2	0	2	16	4
Smith F	6	2	0	0	1	4	5
Andreas F	0	0	0	0	0	0	0
Barclay G	1	0	0	0	0	0	0
Geddes G	0	0	0	0	1	0	1
Team							11
TOTALS	79	28	18	10	18	66	49

HOME TEAM: North Carolina Score: 80

NAME AND POSITION	FGA	FG	FTA	FT	PF	PTS	Reb.
Miller F	23	10	1	0	2	20	6
Bunting F	7	4	10	9	2	17	12
Clark C	9	7	1	1	4	15	11
Scott G	16	6	4	1	3	13	5
Ombar G	9	4	3	3	0	11	6
Fogler G	2	1	0	0	1	2	0
Brown F-C	4	0	0	0	2	0	4
Tuttle G	1	1	1	0	0	2	0
Team							9
TOTALS	71	33	20	14	14	80	53

SCORE BY QUARTERS  
Ohio State 27 39 = 66  
North Carolina 34 46 = 80

TECHNICAL FOULS: none

OFFICIALS: Bill Bussenius and Thornton Jenkins

ATTENDANCE: 15,742

DATE: March 22, 1968

AUTHENTICATED: Mary Homan  
(Scorer's Signature)

RE: Field Goals

RE: Free Throws

RE: Points in the Paint

1968  
FF

## 1968 NCAA EAST REGIONAL FINAL NORTH CAROLINA 70, DAVIDSON 66 MARCH 16, 1968 REYNOLDS COLISEUM, RALEIGH, N.C.

1968  
E-8

NORTH CAROLINA	FG	FT	REB	PF	PTS	A	TO	MP
Dick Grubar	3-8	5-6	1	5	11	1	3	36
Bill Bunting	1-4	0-0	4	4	2	0	0	20
Charlie Scott	8-15	2-2	6	2	18	0	2	39
Rusty Clark	8-17	6-7	17	3	22	3	6	37
Larry Miller	7-14	2-5	6	2	16	4	1	40
Eddie Fogler	0-3	1-2	0	0	1	3	1	10
Joe Brown	0-1	0-0	1	0	0	0	1	5
Gerald Tuttle	0-0	0-1	2	0	0	1	0	13
TOTALS	27-62	16-23	37	16	70	12	14	200

DAVIDSON	FG	FT	REB	PF	PTS	A	TO	MP
Dave Moser	0-7	2-2	7	4	2	2	5	40
Wayne Huckel	4-8	4-5	5	0	12	0	5	31
Mike Maloy	6-13	6-6	13	1	18	2	3	40
Jerry Kroll	5-13	6-6	5	5	16	1	0	28
Rodney Knowles	5-17	1-2	12	4	11	0	3	39
Mike O'Neill	3-7	1-1	5	2	17	0	3	22
TOTALS	23-65	20-22	47	16	66	4	19	200

### SCORING BY HALVES

UNC	28	42	-	70
DAVIDSON	34	32	-	66

### FIELD GOAL PERCENTAGES

	1ST	2ND	TOTALS
UNC	13-33 (.393)	14-29 (.482)	27-62 (.435)
DAVIDSON	13-31 (.419)	10-34 (.294)	23-65 (.354)

OFFICIALS: Allen, Fouty  
ATTENDANCE: 12,600

## 1968 NCAA EAST REGIONAL SEMIFINAL NORTH CAROLINA 91, ST. BONAVENTURE 72 MARCH 15, 1968 REYNOLDS COLISEUM, RALEIGH, N.C.

1968  
RSF

NORTH CAROLINA	FG	FT	REB	PF	PTS	A	TO	MP
Dick Grubar	4-7	1-1	3	4	9	2	1	26
Bill Bunting	1-5	2-3	8	2	4	1	4	27
Charlie Scott	9-13	3-4	3	3	21	2	3	35
Rusty Clark	9-13	0-0	10	3	18	2	5	34
Larry Miller	9-18	9-14	16	4	27	2	3	37
Joe Brown	2-5	0-1	5	4	4	1	2	15
Eddie Fogler	2-5	0-0	0	0	4	2	1	13
Gerald Tuttle	0-2	0-0	0	1	0	1	2	8
Ralph Fletcher	1-3	2-3	2	0	4	0	0	2
Jim Delany	0-0	0-0	0	0	0	0	1	1
Jim Frye	0-0	0-0	1	1	0	0	0	1
Gra Whitehead	0-0	0-0	0-0	0	0	0	0	1
Team			5					
TOTALS	37-71	17-26	26	48	22	91	14	21

ST. BONAVENTURE	FG	FT	REB	PF	PTS	A	TO	MP
Billy Kalbaugh	1-3	1-2	1	3	3	5	7	40
Bill Butler	10-22	3-5	12	3	23	1	0	40
Jimmy Satalin	2-11	3-4	5	5	7	1	5	31
Bob Lanier	10-24	3-5	9	5	23	2	4	39
John Hayes	4-8	2-2	7	4	10	1	7	35
Vinnie Martin	0-1	2-5	4	1	2	2	1	14
Gene Fahey	1-3	2-2	1	0	4	0	0	1
Team			4					
TOTALS								

### SCORING BY HALVES

UNC	40	51	-	91
ST. BONAVENTURE	30	42	-	72

### FIELD GOAL PERCENTAGES

	1ST	2ND	TOTALS
UNC	18-35 (.514)	19-36 (.567)	37-71 (.521)
ST. BONAVENTURE	13-34 (.382)	15-38 (.395)	28-72 (.389)

## 1967 NCAA FINAL FOUR CONSOLATION HOUSTON 84, NORTH CAROLINA 62 MARCH 25, 1967 FREEDOM HALL, LOUISVILLE, KY.

1967  
Cons

NORTH CAROLINA	FG	FT	REB	PF	PTS	A	MP
Bob Lewis	9-23	5-6	11	3	23	2	35
Larry Miller	5-20	2-4	11	0	12	1	36
Rusty Clark	3-6	3-4	10	5	9	2	23
Donnie Moe	0-0	0-0	0	0	0	1	5
Tom Gauntlett	2-7	2-3	1	2	6	1	13
Dick Grubar	1-7	0-0	4	2	2	1	27
Bill Bunting	1-8	2-7	4	2	4	1	24
Joe Brown	0-5	0-1	1	2	0	0	16
Gerald Tuttle	1-4	0-0	1	2	2	1	9
Ralph Fletcher	1-3	0-0	2	1	2	0	4
Jim Frye	0-1	0-0	0	0	0	0	2
Jim Bostick	1-1	0-0	1	0	2	0	2
Team			6				
TOTALS	24-85	14-25	46	19	62	10	

HOUSTON	FG	FT	REB	PF	PTS	A	MP
Elvin Hayes	10-23	3-5	16	3	23	1	38
Melvin Bell	0-2	0-2	7	2	0	0	8
Don Kruse	2-5	0-0	2	5	4	1	7
Don Chaney	6-13	7-8	8	0	19	0	38
Gary Grider	2-6	2-3	3	1	6	2	30
Leary Lentz	3-10	0-1	17	3	6	1	33
Ken Spain	9-14	6-9	14	3	24	1	26
Vernon Lewis	0-1	0-0	0	1	0	0	9
Theodis Lee	0-1	0-1	5	1	0	0	6
Niemer Hamond	1-1	0-0	0	0	2	0	2
Andrew Benson	0-1	0-0	0	0	0	0	2
Elliott McVay	0-1	0-0	0	0	0	0	1
Team			4				
TOTALS	33-78	18-29	72	19	84	6	

### SCORING BY HALVES

UNC	23	39	-	62
UH	42	42	-	84

### FIELD GOAL PCT

	1ST	2ND	TOTALS
UNC	10-41 (.244)	14-44 (.318)	24-85 (.282)
UH	19-45 (.422)	14-33 (.424)	33-78 (.423)

OFFICIALS: Floyd Magnuson, Ernest Filiberti  
ATTENDANCE: 17,755



# NCAA TOURNAMENT BOX SCORES

1967 National Semifinal vs. Dayton  
1967 Elite 8 vs. Boston College  
1967 Regional Semifinal vs. Princeton  
1959 1st Round vs. Navy

**1967 NATIONAL SEMIFINAL**  
**DAYTON 76, NORTH CAROLINA 62**  
**MARCH 24, 1967**  
**FREEDOM HALL, LOUISVILLE, KY.**

**1967  
FF**

DAYTON	FG	FT	REB	PF	PTS	A
Don May	16-22	2-6	15	2	34	3
Dan Sadier	4-7	0-1	0	0	8	0
Dan Obrovac	0-0	0-0	1	1	0	0
Gene Klaus	3-6	9-10	8	4	15	2
Bob Hooper	1-7	3-4	4	1	5	3
Glider Torbin	4-14	6-8	11	5	14	4
Jim Wannenather	0-0	0-2	0	0	0	0
Randy Waterman	0-0	0-0	0	0	0	0
Team			5			
<b>TOTALS</b>	<b>28-56</b>	<b>20-31</b>	<b>39</b>	<b>13</b>	<b>76</b>	<b>12</b>

NORTH CAROLINA	FG	FT	REB	PF	PTS	A
Larry Miller	6-18	1-1	13	4	13	0
Bill Bunting	1-3	1-1	5	4	3	2
Rusty Clark	8-14	3-5	11	4	19	0
Bob Lewis	5-18	1-1	3	3	11	0
Dick Grubar	2-7	3-3	2	4	7	2
Tom Gauntlett	1-4	0-0	3	0	2	0
Joe Brown	0-3	0-0	0	0	0	0
Gerald Tuttle	3-5	1-1	1	3	7	3
Team			5			
<b>TOTALS</b>	<b>26-72</b>	<b>10-12</b>	<b>38</b>	<b>22</b>	<b>62</b>	<b>7</b>

## SCORING BY HALVES

DAYTON	29	47	—	76
UNC	23	39	—	62

## FIELD GOAL PCT

	1ST	2ND	TOTALS
DAYTON	12-30 (.400)	16-26 (.615)	28-56 (.500)
UNC	9-32 (.281)	17-40 (.425)	26-72 (.361)

TURNOVERS: Dayton 13, UNC 13

OFFICIALS: Floyd Magnuson, Ernest Filiberti

ATTENDANCE: 18,889

**1967 EAST FINAL**  
**NORTH CAROLINA 96, BOSTON COLLEGE 80**  
**MARCH 18, 1967**  
**COLE FIELDHOUSE, COLLEGE PARK, MD.**

**1967  
E-8**

BOSTON COLLEGE	FG	FT	REB	PF	PTS	A	TO	MP
Steve Adelman	4-12	1-2	6	2	9	1	1	26
Jim Kissane	5-15	5-5	10	3	15	1	2	34
Willie Wolters	2-8	2-2	7	4	6	1	1	16
Jack Kvanetz	5-8	1-1	1	4	11	2	1	28
Bill Evans	3-8	2-5	3	2	8	6	5	34
Terry Driscoll	7-17	3-4	10	2	17	0	0	30
Doug Rice	3-7	0-1	2	4	6	0	0	14
Steve Kelleher	0-1	0-0	0	0	0	0	0	1
Jim King	1-2	0-0	1	1	2	0	0	12
Ed Rooney	0-1	0-0	0	0	0	0	0	2
Pacynski	3-3	0-0	2	1	6	0	0	2
Gallup	0-0	0-0	0	1	0	0	0	1
Team			6					
<b>TOTALS</b>	<b>33-82</b>	<b>14-20</b>	<b>42</b>	<b>24</b>	<b>80</b>	<b>11</b>	<b>10</b>	<b>200</b>
	<b>.402</b>	<b>.700</b>						

NORTH CAROLINA	FG	FT	REB	PF	PTS	A	TO	MP
Larry Miller	6-16	10-12	5	2	22	5	3	39
Bill Bunting	5-10	2-3	4	4	12	2	0	24
Rusty Clark	7-10	4-5	18	3	18	1	1	34
Dick Grubar	1-2	1-1	3	3	3	6	1	36
Bob Lewis	11-18	9-10	3	1	31	6	3	39
Tom Gauntlett	1-1	0-0	0	0	2	0	1	2
Gerald Tuttle	1-1	0-0	0	1	2	0	0	5
Joe Brown	2-4	0-0	3	2	4	1	1	17
Don Moe	0-0	0-0	0	0	0	0	0	1
Jim Frye	1-1	0-1	0	0	2	0	0	1
Ralph Fletcher	0-0	0-0	0	0	0	0	0	1
Jim Bostick	0-0	0-0	0	0	0	1	0	1
Team			5					
<b>TOTALS</b>	<b>35-63</b>	<b>26-32</b>	<b>36</b>	<b>16</b>	<b>96</b>	<b>22</b>	<b>10</b>	<b>200</b>
	<b>.556</b>	<b>.813</b>						

## SCORING BY HALVES

BC	42	38	—	80
UNC	44	52	—	96

OFFICIALS: George Conley, Leonard Wertz

**1967 EAST SEMIFINAL**  
**NORTH CAROLINA 78, PRINCETON 70**  
**MARCH 17, 1967**  
**COLE FIELDHOUSE, COLLEGE PARK, MD.**

**1967  
RSF**

NORTH CAROLINA	FG	FT	REB	PF	PTS	A	TO	MP
Larry Miller	7-17	2-2	10	4	16	3	3	44
Bill Bunting	4-8	1-2	9	0	9	1	1	35
Rusty Clark	3-10	7-9	9	5	13	0	2	28
Dick Grubar	2-5	12-16	7	4	16	3	3	43
Bob Lewis	4-17	6-9	10	3	14	1	2	43
Gerald Tuttle	0-0	3-4	0	1	3	1	0	19
Tom Gauntlett	1-3	0-0	2	0	2	0	1	5
Joe Brown	2-4	1-1	5	0	5	1	1	8
Team			12					
<b>TOTALS</b>	<b>23-64</b>	<b>32-43</b>	<b>52</b>	<b>17</b>	<b>78</b>	<b>10</b>	<b>13</b>	<b>225</b>
	<b>.359</b>	<b>.744</b>						

PRINCETON	FG	FT	REB	PF	PTS	A	TO	MP
Joe Heiser	8-20	2-3	8	4	18	1	2	45
Gary Walters	1-5	0-4	4	5	2	4	4	31
Christopher Thomforde	6-17	2-2	7	5	14	1	0	24
John Haarlew	1-4	0-1	2	1	2	1	1	17
Ed Hummer	6-18	2-5	9	4	14	1	2	45
Larry Lucchino	2-4	0-0	1	2	4	0	0	20
David Lawyer	3-9	2-2	4	5	8	1	0	23
Bobby Brown	3-8	2-4	7	2	8	0	1	20
Team			10					
<b>TOTALS</b>	<b>30-85</b>	<b>10-21</b>	<b>42</b>	<b>28</b>	<b>70</b>	<b>9</b>	<b>10</b>	<b>225</b>
	<b>.353</b>	<b>.476</b>						

## SCORING BY HALVES

UNC	29	34	15	—	78
PRINCETON	28	35	7	—	70

OFFICIALS: Charlie Foutz, Fred Huiet

ATTENDANCE: 13,043

**1959 EAST FIRST ROUND**  
**NAVY 76, NORTH CAROLINA 63**  
**MARCH 10, 1959**  
**MADISON SQUARE GARDEN, NEW YORK, N.Y.**

**1959  
1st**

NAVY	FG	FT	REB	PF	PTS	MP
Bower	5-10	3-5	3	4	13	36
Brown	1-7	1-3	13	2	3	40
J. Metzler	7-10	6-8	12	4	20	35
D. Johnson	5-10	6-9	4	1	16	36
F. Delano	2-7	4-6	4	0	8	17
Doyle	4-5	3-4	4	3	11	24
Egan	1-1	2-2	2	0	4	7
Land	0-1	1-3	1	0	1	5
Team			4			
<b>TOTALS</b>	<b>25-51</b>	<b>26-40</b>	<b>43</b>	<b>14</b>	<b>76</b>	<b>200</b>
	<b>.490</b>	<b>.650</b>				

NORTH CAROLINA	FG	FT	REB	PF	PTS
Lee Shaffer	2-5	2-2	3	5	6
Doug Moe	3-14	1-5	8	2	7
Dick Kopley	7-13	2-3	9	0	16
York Larese	3-15	2-2	5	5	8
Harvey Salz	5-12	4-4	5	5	14
Ray Stanley	2-8	2-2	9	2	6
Danny Lotz	1-2	3-3	5	3	5
Lou Brown	0-0	0-0	0	0	0
John Crotty	0-0	1-2	0	2	1
Hugh Donohue	0-1	0-0	0	1	0
Team			2		
<b>TOTALS</b>	<b>23-70</b>	<b>17-23</b>	<b>44</b>	<b>25</b>	<b>63</b>
	<b>.329</b>	<b>.739</b>			

## SCORING BY HALVES

NAVY	34	42	—	76
UNC	22	41	—	63



# NCAA TOURNAMENT BOX SCORES

1957 National Championship vs. Kansas  
1957 National Semifinal vs. Michigan State  
1957 Elite 8 vs. Syracuse  
1957 Regional Semifinal vs. Canisius

**1957 NATIONAL CHAMPIONSHIP**  
**NORTH CAROLINA 54, KANSAS 53 (3 OT)**  
**MARCH 23, 1957**  
**MUNICIPAL AUDITORIUM, KANSAS CITY, MO.**

**1957  
FF**

<u>KANSAS</u>	FG	FT	REB	PF	PTS
King	3-12	5-6	4	4	11
Elstun	4-12	3-6	4	2	11
Chamberlain	6-13	11-16	14	3	23
Parker	2-4	0-0	0	0	4
Billings	0-0	0-0	0	2	0
Loneski	0-5	2-3	3	2	2
Johnson	0-1	2-2	0	1	2
Team			3		
<b>TOTALS</b>	<b>15-47</b>	<b>23-33</b>	<b>28</b>	<b>14</b>	<b>53</b>
	<b>.319</b>	<b>.697</b>			

<u>NORTH CAROLINA</u>	FG	FT	REB	PF	PTS
Lennie Rosenbluth	8-15	4-4	5	5	20
Bob Cunningham	0-3	0-1	5	4	0
Pete Brennan	4-8	3-7	11	3	11
Tommy Kearns	4-8	3-7	1	4	11
Joe Quigg	4-10	2-3	9	4	10
Danny Lotz	0-0	0-0	2	0	0
Bob Young	1-1	0-0	3	1	2
Team			6		
<b>TOTALS</b>	<b>21-45</b>	<b>12-22</b>	<b>42</b>	<b>21</b>	<b>54</b>
	<b>.467</b>	<b>.545</b>			

## SCORING BY PERIODS

KU	22	24	2	0	5	—	53
UNC	29	17	2	0	6	—	54

OFFICIALS: Joe Conway, Hogan Anderson

**1957 NATIONAL SEMIFINAL**  
**NORTH CAROLINA 74, MICHIGAN STATE 70 (3 OT)**  
**MARCH 22, 1957**  
**MUNICIPAL AUDITORIUM, KANSAS CITY, MO.**

**1957  
FF**

<u>NORTH CAROLINA</u>	FG	FT	REB	PF	PTS
Lennie Rosenbluth	12-43	7-9	3	1	31
Bob Cunningham	8-17	3-4	12	5	19
Bob Young	1-3	0-1	2	1	2
Pete Brennan	6-16	2-4	17	5	14
Ray Searcy	0-0	0-0	1	0	0
Tommy Kearns	1-8	4-5	6	4	6
Joe Quigg	0-1	2-3	4	5	2
Danny Lotz	0-1	0-0	4	1	0
Team			5		
<b>TOTALS</b>	<b>28-89</b>	<b>18-26</b>	<b>54</b>	<b>22</b>	<b>74</b>

<u>MICHIGAN STATE</u>	FG	FT	REB	PF	PTS
Jack Quiggle	6-21	8-10	10	1	20
John Green	4-12	3-6	19	2	11
George Ferguson	4-8	2-3	1	5	10
Bob Anderegg	2-7	3-6	3	2	7
Larry Hedden	4-20	6-7	15	5	14
Dave Scott	2-3	0-2	3	1	4
Pat Wilson	0-3	2-2	5	1	2
Chuck Bencie	1-6	0-0	2	1	2
Team			7		
<b>TOTALS</b>	<b>23-80</b>	<b>24-36</b>	<b>65</b>	<b>18</b>	<b>70</b>

## SCORING BY PERIODS

UNC	29	29	6	2	8	—	74
MSU	29	29	6	2	4	—	70

OFFICIALS: Cliff Ogden, Al Lightner

**1957 EAST REGION FINAL**  
**NORTH CAROLINA 67, SYRACUSE 58**  
**MARCH 16, 1957**  
**PALESTRA, PHILADELPHIA, PA.**

**1957  
E-8**

<u>SYRACUSE</u>	FG	FT	REB	PF	PTS
G. Clark	5-13	1-2	12	5	11
V. Cohen	9-23	7-11	13	3	25
Snyder	5-19	0-2	12	4	10
Breland	0-6	0-2	2	5	0
Albanese	1-2	0-0	0	0	2
Cincebox	0-5	2-6	15	5	2
Loudis	3-6	0-0	2	3	6
Youmans	0-0	0-0	1	0	0
Schmelzer	1-1	0-0	0	2	2
<b>TOTALS</b>	<b>24-75</b>	<b>10-23</b>	<b>57</b>	<b>27</b>	<b>58</b>
	<b>.320</b>	<b>.435</b>			

<u>NORTH CAROLINA</u>	FG	FT	REB	PF	PTS
Lennie Rosenbluth	8-18	7-11	9	2	23
Pete Brennan	3-9	7-9	15	4	13
Joe Quigg	1-3	4-4	8	4	6
Tommy Kearns	4-11	14-19	4	3	22
Bob Cunningham	1-4	0-0	5	3	2
Danny Lotz	0-2	1-2	6	0	1
<b>TOTALS</b>	<b>17-47</b>	<b>33-45</b>	<b>47</b>	<b>16</b>	<b>67</b>
	<b>.362</b>	<b>.733</b>			

## SCORING BY HALVES

SU	28	30	—	58
UNC	37	30	—	67

**1957 EAST REGION SEMIFINAL**  
**NORTH CAROLINA 87, CANISIUS 75**  
**MARCH 15, 1957**  
**PALESTRA, PHILADELPHIA, PA.**

**1957  
RSF**

<u>CANISIUS</u>	FG	FT	REB	PF	PTS
H. Nowak	8-11	8-12	9	4	24
J. Springer	2-4	0-0	1	1	4
J. Leone	3-10	7-9	6	5	13
J. Coogan	5-11	0-2	6	3	10
D. Markey	5-11	2-2	6	3	12
J. Mackinnon	0-0	0-0	0	0	0
G. Britz	2-15	7-7	5	4	11
T. Rojek	0-0	1-2	0	2	1
J. Ruska	0-0	0-0	1	0	0
J. Shea	0-0	0-0	0	0	0
<b>TOTALS</b>	<b>25-62</b>	<b>25-34</b>	<b>34</b>	<b>22</b>	<b>75</b>
	<b>.403</b>	<b>.735</b>			

<u>NORTH CAROLINA</u>	FG	FT	REB	PF	PTS
Lennie Rosenbluth	15-30	9-11	10	2	39
Bob Young	0-1	0-0	1	2	0
Pete Brennan	1-8	4-4	13	5	6
Joe Quigg	4-5	0-2	9	4	8
Tommy Kearns	8-11	3-5	4	2	19
Bob Cunningham	2-5	11-15	8	4	15
Danny Lotz	0-0	0-0	0	0	0
Ray Searcy	0-0	0-0	0	0	0
<b>TOTALS</b>	<b>30-60</b>	<b>27-37</b>	<b>45</b>	<b>19</b>	<b>87</b>
	<b>.500</b>	<b>.730</b>			

## SCORING BY HALVES

CANISIUS	25	50	—	75
UNC	39	48	—	87





# NCAA TOURNAMENT BOX SCORES

1957 1st Round vs. Yale  
1946 National Championship vs. Oklahoma A&M  
1946 Regional Final vs. Ohio State  
1946 Regional Semifinal vs. NYU

## 1957 EAST FIRST ROUND

NORTH CAROLINA 90, YALE 74

MARCH 12, 1957

MADISON SQUARE GARDEN, NEW YORK, N.Y.

**1957  
1st**

<u>NORTH CAROLINA</u>	FG	FT	REB	PF	PTS
Lennie Rosenbluth	11-19	7-12	19	4	29
Bob Young	0-0	0-0	1	3	0
Pete Brennan	6-12	8-11	11	3	20
Joe Quigg	5-8	3-4	1	2	13
Tommy Kearns	5-12	6-9	4	3	16
Bob Cunningham	4-7	4-4	7	3	12
<b>TOTALS</b>	<b>31-58</b>	<b>28-40</b>	<b>43</b>	<b>18</b>	<b>90</b>
	<b>.534</b>	<b>.700</b>			

<u>YALE</u>	FG	FT	REB	PF	PTS
J. Lee	8-22	9-9	4	5	25
Baird	0-4	0-0	4	3	0
Downs	5-15	3-6	9	5	13
Bodman	1-1	0-0	2	0	2
E. Robinson	7-11	6-9	17	5	20
Bab	0-2	0-0	0	1	0
Thompson	3-5	0-0	2	3	6
Sargent	3-6	0-2	0	5	6
Molumphy	1-1	0-1	0	1	2
<b>TOTALS</b>	<b>28-67</b>	<b>18-27</b>	<b>38</b>	<b>28</b>	<b>74</b>
	<b>.418</b>	<b>.667</b>			

### SCORING BY HALVES

UNC	40	50	—	90
YALE	40	34	—	74

## 1946 NATIONAL CHAMPIONSHIP

OKLAHOMA A&M 43, NORTH CAROLINA 40

MARCH 26, 1946

MADISON SQUARE GARDEN, NEW YORK, N.Y.

**1946  
FF**

<u>NORTH CAROLINA</u>	FG	FT	PF	PTS
John Dillon	5	6-6	5	16
Don Anderson	3	2-3	3	8
Bob Paxton	2	0-0	4	4
Bones McKinney	2	1-3	5	5
Jim White	0	1-1	0	1
Taylor Thorne	1	0-0	2	2
Jim Jordan	0	4-8	3	4
<b>TOTALS</b>	<b>13</b>	<b>14-21</b>	<b>22</b>	<b>40</b>
		<b>.667</b>		

<u>OKLAHOMA A&amp;M</u>	FG	FT	PF	PTS
S. Aubrey	0	1-2	1	1
A. Bennett	3	0-0	4	6
W. Kern	3	1-3	2	7
J. Bradley	1	1-2	1	3
Bob Kurland	9	5-9	5	23
J. Halbert	0	0-0	0	0
B. Williams	0	2-4	2	2
G. Bell	0	1-1	1	1
J. Parks	0	0-1	2	0
<b>TOTALS</b>	<b>16</b>	<b>11-22</b>	<b>18</b>	<b>43</b>
		<b>.500</b>		

### SCORING BY PERIODS

UNC	17	23	—	40
A&M	23	20	—	73

## 1946 EAST REGIONAL FINAL/NATIONAL SEMIFINAL

NORTH CAROLINA 60, OHIO STATE 57

MARCH 23, 1946

MADISON SQUARE GARDEN, NEW YORK, N.Y.

**1946  
FF**

<u>OHIO STATE</u>	FG	FT	PF	PTS
R. Bowen	3	6-6	4	12
R. Snyder	4	3-7	3	11
W. Wells	0	0-2	4	0
J. Underman	8	7-8	4	23
P. Huston	3	3-6	5	9
W. Amling	1	0-1	5	2
W. Johnston	0	0-0	0	0
<b>TOTALS</b>	<b>19-89</b>	<b>19-30</b>	<b>25</b>	<b>57</b>
	<b>.213</b>	<b>.633</b>		

<u>NORTH CAROLINA</u>	FG	FT	PF	PTS
John Dillon	5	6-13	4	16
Don Anderson	3	0-1	2	6
Bob Paxton	4	0-2	3	8
Bones McKinney	4	1-3	5	9
Jim White	2	3-4	4	7
Taylor Thorne	1	0-1	1	2
Jim Jordan	4	4-5	3	12
Roger Scholbe	0	0-0	1	0
<b>TOTALS</b>	<b>23-91</b>	<b>14-29</b>	<b>23</b>	<b>60</b>
	<b>.253</b>	<b>.483</b>		

### SCORING BY PERIODS

OSU	20	34	3	—	57
UNC	19	35	6	—	60

## 1946 EAST REGION SEMIFINAL

NORTH CAROLINA 57, NYU 49

MARCH 21, 1946

MADISON SQUARE GARDEN, NEW YORK, N.Y.

**1946  
RSF**

<u>NORTH CAROLINA</u>	FG	FT	PF	PTS
John Dillon	7-10	1-4	5	15
Don Anderson	1	2-4	2	4
Bob Paxton	6	1-4	1	13
Bones McKinney	4	3-4	4	11
Jim White	0	0-0	5	0
Taylor Thorne	2	0-0	1	4
Jim Jordan	4	2-2	5	10
Roger Scholbe	0	0-0	0	0
<b>TOTALS</b>	<b>24-52</b>	<b>9-18</b>	<b>23</b>	<b>57</b>
	<b>.462</b>	<b>.500</b>		

<u>NYU</u>	FG	FT	PF	PTS
D. Forman	1	3-4	2	5
Sarath	2	0-2	1	4
Goldstein	0	0-0	0	0
Debonis	5	3-4	4	13
D. Schayes	2	5-6	1	9
T. Kelly	0	0-0	3	0
Tanenbaum	1	3-3	3	5
Dolhon	1	0-0	0	2
Mangiapane	4	3-6	4	11
Benanti	0	0-0	0	0
<b>TOTALS</b>	<b>16</b>	<b>17-25</b>	<b>18</b>	<b>49</b>
		<b>.680</b>		

### SCORING BY PERIODS

UNC	29	28	—	57
NYU	22	27	—	49



# NCAA TOURNAMENT BOX SCORES

1941 Regional Consolation vs. Dartmouth  
1941 Regional Semifinal vs. Pittsburgh

**1941 EAST REGION CONSOLATION**  
**DARTMOUTH 60, NORTH CAROLINA 59**  
**MARCH 22, 1941**  
**WISCONSIN FIELDHOUSE, MADISON, WIS.**

**1941  
Cons**

<u>DARTMOUTH</u>	FG	FT	PF	PTS
G. Broberg	8	2-4	1	18
G. Munroe	8	2-4	0	18
J. Olsen	3	4-6	3	10
S. Skaug	2	0-1	1	4
C. Pearson	2	1-1	4	5
C. Shaw	0	0-0	2	0
W. Parmer	2	1-1	0	5
<b>TOTALS</b>	<b>25</b>	<b>10-17</b>	<b>11</b>	<b>60</b>
		<b>.588</b>		

<u>NORTH CAROLINA</u>	FG	FT	PF	PTS
Bob Rose	4	2-3	1	10
George Paine	0	0-0	0	0
Hank Pessar	0	0-0	3	0
Paul Severin	0	0-0	3	0
George Glamack	10	11-14	3	31
Jimmy Howard	6	0-0	1	12
Bobby Gersten	3	0-0	0	6
Reid Suggs	0	0-0	1	0
<b>TOTALS</b>	<b>23</b>	<b>13-17</b>	<b>12</b>	<b>59</b>
		<b>.765</b>		

## SCORING BY PERIODS

<b>DARTMOUTH</b>	38	22	—	60
<b>UNC</b>	34	25	—	59

**1941 EAST REGION SEMIFINAL**  
**PITTSBURGH 26, NORTH CAROLINA 20**  
**MARCH 21, 1941**  
**WISCONSIN FIELDHOUSE, MADISON, WIS.**

**1941  
RSF**

<u>PITTSBURGH</u>	FG	FT	PF	PTS
E. Straloski	3	0-2	1	6
L. Paffrath	0	0-0	3	0
G. Kocheran	2	2-2	1	6
M. Port	0	3-6	2	3
J. Klein	0	0-0	1	0
T. Malarkey	3	1-1	0	7
S. Milanovich	1	2-2	1	4
<b>TOTALS</b>	<b>9</b>	<b>8-13</b>	<b>9</b>	<b>26</b>
		<b>.615</b>		

<u>NORTH CAROLINA</u>	FG	FT	PF	PTS
Bob Rose	1	0-1	1	2
George Paine	0	0-1	2	0
Hank Pessar	1	0-1	0	2
Paul Severin	1	1-1	0	3
George Glamack	4	1-2	4	9
Jimmy Howard	1	0-0	2	2
Bobby Gersten	0	0-1	0	0
Reid Suggs	1	0-1	0	2
<b>TOTALS</b>	<b>9</b>	<b>2-8</b>	<b>9</b>	<b>20</b>
		<b>.250</b>		

## SCORING BY PERIODS

<b>PITT</b>	8	18	—	26
<b>UNC</b>	12	8	—	20



# ACC TOURNAMENT HISTORY

• Carolina has won 18 Atlantic Coast Conference Tournament championships and played in the championship game a record 35 times.

• The Tar Heels have a 102-48 record in ACC Tournament history.

• Carolina has the second-most wins and titles.

• Dean Smith was the first coach to win 13 ACC Tournaments. Smith's teams were 58-23 and played in the championship game 21 times.

• Roy Williams is 27-14 with three titles and eight appearances in the championship game in 17 seasons. Williams has led UNC to the finals eight times against seven different opponents (played Virginia twice).

• Williams is tied for fifth with three titles, is tied for third in championship game appearances and is third in wins.

• Roy Williams is one of eight coaches to win back-to-back ACC Tournament titles (with Everett Case, Bones McKinney, Vic Bubas, Dean Smith, Norm Sloan, Dave Odom and Mike Krzyzewski).

• Williams is one of seven coaches to win the Tournament at least three times.

• The Tar Heels have earned the No. 1 seed 26 times. Duke is second with 17 No. 1 seeds; NC State is third with six.

• Carolina is one of only two schools that have won three consecutive ACC regular-season titles and ACC Tournament championships. UNC accomplished that feat in 1967-68-69. UNC is the only school that has done that while winning the regular-season title outright.

• A Tar Heel has won the Most Valuable Player award 19 times – Lennie Rosenbluth (1957), Larry Miller (1967, 1968), Charlie Scott (1969), Lee Dedmon (1971), Robert McAdoo (1972), Phil Ford (1975), John Kuester (1977), Dudley Bradley (1979), Sam Perkins (1981), James Worthy (1982), J.R. Reid (1989), Rick Fox (1991), Jerry Stackhouse (1994), Shammond Williams (1997), Antawn Jamison (1998), Brandon Wright (2007), Tyler Hansbrough (2008) and Joel Berry II (2016).

• Tyler Hansbrough is the only Tar Heel to earn first-team All-Tournament honors three times.

## CAROLINA'S ACC TOURNAMENT LEDGER

### Record in:

First Round:	1-1
Second Round:	2-1
Quarterfinals:	46-13
Semifinals:	35-16
Championship:	18-17

### Record as a:

#1 seed:	51-15
#2 seed:	25-9
#3 seed:	13-8
#4 seed:	4-6
#5 seed:	4-5
#6 seed:	3-1
#7 seed:	1-2
#10 seed:	0-1
#14 seed:	1-1

### Record vs:

#1 seeds:	3-9
#2 seeds:	12-6
#3 seeds:	11-7
#4 seeds:	16-8
#5 seeds:	10-8
#6 seeds:	9-6
#7 seeds:	13-4
#8 seeds:	18-0
#9 seeds:	6-0
#10 seeds:	1-0
#11 seeds:	2-0
#12 seed:	1-0

### Record at:

Atlanta:	11-5
Brooklyn:	4-2
Charlotte:	22-8
Greensboro:	40-19
Landover:	6-2
Raleigh:	12-11
Tampa:	3-0
Washington, D.C.:	4-1
<b>Overall Record:</b>	<b>102-48</b>

## 1957

Frank McGuire's eventual national champions ran the table in the regular season, winning all 14 games. That year marked the first time UNC reached the conference tournament final since the 1947 Southern Conference Tournament. The Tar Heels held off Wake Forest, 61-59, in the semifinal and defeated South Carolina by 20 to earn their first ACC championship. In the semifinal, Wake Forest took a one-point lead with less than a minute to play, but National Player of the Year Lennie Rosenbluth hit a hook shot from the circle and a free throw for a three-point play and the win.

Rosenbluth made 8 of 11 shots from the floor in the championship, scored 38 points and was named MVP.

## 1967

The Tournament moved to the Greensboro Coliseum for the first time and was the site of Dean Smith's first title. Fittingly, Carolina won the title by sweeping its in-state rivals, beating NC State by three points, Wake Forest by 10 and Duke by nine in the title match. Larry Miller was selected MVP after scoring 25.7 points and grabbing 8.3 rebounds per game. Bobby Lewis (18.0 points, 5.0 rebounds) joined Miller on the first-team all-tournament squad.

## 1968

The Tournament moved again in 1968 for the first year of a three-year stay in Charlotte. UNC's semifinal game against South Carolina was a fierce battle. The Gamecocks sent the game into overtime with an 18-4 run to tie the score at 74. The Tar Heels came from behind in overtime and won on baskets by Grubar and Gerald Tuttle.

In the championship, Carolina led NC State by only five at the half, but the final tally was a lopsided 87-50 victory. Miller (25.3 points, 8.7 rebounds) became the second player ever (Len Chappell of Wake Forest) to repeat as MVP. Dick Grubar (13.3 points, 4.7 rebounds) was also a first-team selection.

The 37-point margin of victory is the largest in championship game history.

## CAROLINA'S 18 ACC TOURNAMENT CHAMPIONSHIPS

Year	Tournament Site	Championship Game Result	UNC's High Scorer	Most Valuable Player (Tournament stats)
1957	Raleigh	North Carolina 95, South Carolina 75	Lennie Rosenbluth 38	Lennie Rosenbluth (35.3 ppg, 10.0 rpg)
1967	Greensboro	North Carolina 82, Duke 73	Larry Miller 32	Larry Miller (25.7 ppg, 8.3 rpg)
1968	Charlotte	North Carolina 87, N.C. State 50	Larry Miller 21	Larry Miller (25.3 ppg, 8.7 rpg)
1969	Charlotte	North Carolina 85, Duke 74	Charles Scott 40	Charlie Scott (24.7 ppg, 5.67 rpg)
1972	Greensboro	North Carolina 73, Maryland 64	Dennis Wuycik 24	Robert McAdoo (15.0 ppg, 7.5 rpg)
1975	Greensboro	North Carolina 70, N.C. State 66	Phil Ford 24	Phil Ford (26.0 ppg, 10 assists)
1977	Greensboro	North Carolina 75, Virginia 69	Phil Ford 26	John Kuester (13.5 ppg, 8 assists)
1979	Greensboro	North Carolina 71, Duke 63	Mike O'Koren 18	Dudley Bradley (12.5 ppg, 4.0 rpg, 7 assists, 10 steals)
1981	Landover, Md.	North Carolina 61, Maryland 60	Al Wood 19	Sam Perkins (17.7 ppg, 8.3 rpg, 5 blocks)
1982	Greensboro	North Carolina 47, Virginia 45	James Worthy 16	James Worthy (13.3 ppg, 8.0 rpg)
1989	Atlanta	North Carolina 77, Duke 74	J.R. Reid 14	J.R. Reid (17.0 ppg, 8.0 rpg)
1991	Charlotte	North Carolina 96, Duke 74	Rick Fox 25	Rick Fox (17.3 ppg, 9.0 rpg, 11 assists)
1994	Charlotte	North Carolina 73, Virginia 66	Jerry Stackhouse 14	Jerry Stackhouse (15.7 ppg, 6.7 rpg)
1997	Greensboro	North Carolina 64, N.C. State 54	Shammond Williams 23	Shammond Williams (20.0 ppg, 15 assists)
1998	Greensboro	North Carolina 83, Duke 68	Antawn Jamison 22	Antawn Jamison (20.7 ppg, 11.3 rpg)
2007	Tampa, Fla.	North Carolina 89, NC State 80	Wayne Ellington, Brandon Wright 16	Brandon Wright (15.7 ppg, 3.7 rpg, 6 blocks)
2008	Charlotte	North Carolina 86, Clemson 81	Wayne Ellington 24	Tyler Hansbrough (22.0 ppg, 8.7 rpg)
2016	Washington, D.C.	North Carolina 61, Virginia 57	Joel Berry II 19	Joel Berry II (17.0 ppg, 8 assists)



### ACC TOURNAMENT SERIES RECORDS

Boston College	2-1
Clemson	15-1
Duke	9-14
Florida State	5-2
Georgia Tech	4-5
Louisville	2-0
Maryland	14-3
Miami	3-1
NC State	12-4
Notre Dame	1-1
Pittsburgh	1-1
South Carolina	4-2
Syracuse	1-1
Virginia	13-4
Virginia Tech	3-0
Wake Forest	13-8
<b>Total</b>	<b>102-48</b>

### 1969

Carolina entered as the No. 1 seed for the third year in a row. Carolina's Charlie Scott battled Wake's Charlie Davis in the semifinals. Davis won the first half, as the Deacons led 37-29 at intermission. Scott took over in the second stanza, enabling UNC to win, 80-72. Scott and Grubar led the Tar Heels with 23 points apiece.

Carolina and Duke squared off in the championship game. The Blue Devils led by nine at halftime and the Tar Heels lost Grubar to a first-half knee injury. The second half featured one of the most memorable performances in ACC history as Scott scored 25 of his game-high 40 points on 12 of 13 shooting. Carolina won its third straight ACC title, 85-74, and Scott earned MVP honors.

### 1972

South Carolina's departure from the ACC left only seven teams, and Carolina received a bye into the semifinal against Duke. Four Tar Heels scored in double figures, led by Bobby Jones, who carded a double-double (14 points, 11 rebounds) as the Tar Heels won, 63-48.

Carolina was in the championship game for the fifth time in six years. Maryland was in the finals for the first time since 1958. Robert McAdoo (15 points, 7.5 rebounds per game) became the fifth Tar Heel in six years to earn the MVP award as Carolina held on for a 73-64 win. Dennis Wuycik (17.5 points, 5 rebounds) and George Karl (13 points, 2.5 rebounds) joined McAdoo on the all-tournament first team.

### 1975

The Tar Heels trailed Wake Forest in the quarterfinal by eight points with 50 seconds left. Freshman point guard Phil Ford (44 seconds to play), Mitch Kupchak (36 seconds), Walter Davis (30 seconds) and Brad Hoffman (two seconds) hit jump shots and the Deacs missed a pair of free throws to force overtime. In the extra session with the game tied at 96 Carolina took possession with 58 seconds to play. UNC went Four Corners and drew a technical against Wake Forest with 29 seconds to play for not forcing UNC to take action. Ford hit the free throw and another free throw six seconds later as Carolina triumphed, 101-100. Davis (31 points, 12 rebounds), Kupchak (16 points, 14 rebounds) and Ford (25 points) led the Tar Heels.

Clemson came back from 11 down at the half to force overtime in the semifinals. A tip-in by Kupchak gave Carolina an overtime lead it would not relinquish. Ford led UNC with 29, making 15 of 18 from the free throw line.

Ford was outstanding in the championship game against defending NCAA champion NC State. Carolina took the lead, 56-55, on a jumper by Davis with nine minutes left and then went into its delay offense. Ford hit two baskets in the next two and one-half minutes, and NC State did not score during a 5:18 stretch, leading to a 70-66 Tar Heel victory. Ford (26 points per game) was the MVP and was joined on the first-team by Kupchak (13.7 points, 13.7 rebounds). Davis netted 19 points and grabbed 7.7 rebounds over the three games.

### 1977

No. 1 seed Carolina met No. 7 Virginia in the finals in a rematch of the 1976 final won by the Cavaliers. Ford scored 19 points in the first half, but the Cavaliers led by one at the break. Virginia led 64-56 with 7:08 remaining, but over the next 5:03 the Tar Heels outscored the Wahoos, 15-1. Freshman Mike O'Koren and John Kuester led the final charge after Ford fouled out with 5:45 to play and Virginia still holding a 64-61 advantage. A layup by Bruce Buckley with 3:37 to play broke a 67-all tie and gave UNC the lead for good. Kuester's take-charge attitude and perfect free throw shooting earned him MVP honors after the Tar Heel title.

### 1979

Duke defeated UNC in the final game of the regular season to share the regular-season title, but the Tar Heels won the draw for the tournament's top seed and first-round bye. Carolina defeated Maryland, 102-79, in the semifinals, as five Tar Heels scored in double figures. Al Wood led with 19 points on 8 of 10 shooting.

Carolina beat Duke in the finals, 71-63. Dudley Bradley scored 16 points with seven steals and four assists and earned MVP honors. O'Koren had 18 points and eight rebounds and was 10 for 11 from the free throw line. The Tar Heels turned the ball over just seven times and forced 14 Duke miscues. O'Koren and Dave Colecott, who averaged 15 and 12.5 points per game in the tournament, respectively, also were first-team selections.

### 1981

UNC beat Wake Forest, 58-57, in the semifinal as Mike Pepper nailed a 16-foot jumper with eight seconds to play. Sam Perkins scored 18 points and pulled down 15 rebounds and James Worthy added 12 points and 11 rebounds. The Deacons led 53-46 but Pepper and Perkins each hit two baskets. The second basket by Perkins gave UNC a 56-55 lead with 4:12 to play. Alvis Rogers hit an 11-foot jumper to give Wake the lead back with 1:30 to play, but Pepper hit the game-winner with eight seconds to go.

Carolina and Maryland met in the final in the Capital Centre in Landover, Md. The game was tied seven times in the second half, but the Tar Heels went ahead for good with 2:53 to play on a Jimmy Black steal and lay-up. Wood scored twice in the final two minutes to secure a 61-60 triumph.

Perkins (17.7 points, 8.3 rebounds) became just the second freshman ever, and first since Ford, to be named MVP. Worthy (13 points, 7.7 rebounds) joined Perkins as a first-team all-tournament selection.

### 1982

No. 1-ranked Carolina led No. 2 Virginia, 34-31, at halftime behind Worthy's 16 points. Michael Jordan scored four of the Tar Heels' first five field goals in the second half. His fourth straight field goal, with 8:44 to play, was Carolina's last of the game. Leading 44-43 with 7:34 remaining, Carolina spread the floor and held the ball. Virginia fouled six times over the next 7:06, finally putting Matt Doherty on the foul line for 1-and-1 with 28 seconds left. Doherty hit the first for a two-point edge. Virginia turned the ball over with three seconds to play. Doherty hit two free throws and Virginia's Ralph Sampson had an uncontested dunk with one second left as Carolina prevailed, 47-45. The field goal by Sampson was the first by the Cavaliers since the 7:34 mark.

Worthy (13.3 points, 8 rebounds), Perkins (9.7 points, 7.3 rebounds) and Jordan (11.7 points, 3 rebounds) were named to the first-team all-tournament team, and Worthy was named MVP.

### 1989

Carolina breezed to the championship game, recording a 15-point win over Georgia Tech and a 30-point rout of eighth-seeded Maryland, which had knocked off No. 1 seed NC State.

The 1989 ACC championship game was one of the most memorable and intense meetings ever between Carolina and Duke. Both teams had won regular-season games on the other's home floor.

Stifling defense by both teams led to 44 turnovers, 26 of which the Tar Heels committed. J.R. Reid had 14 points and nine rebounds and Steve Bucknall had 10 points and five assists to lead UNC. The game was tied five times in the second half and Duke led just once, with 5:28 to play. Bucknall hit a driving basket and free throw with 1:46 remaining to break a 66-all tie. Bucknall and King Rice both went 4 for 4 from the line to clinch the win.

Reid (16.0 points, 8.0 rebounds per game) won MVP honors. Senior point guard Jeff Lebo (10.7 points, 3.0 assists) joined him on the first-team.

---

## 1991

After hard-fought victories over Clemson and Virginia, the Tar Heels met a Duke team in the championship game that had swept the regular-season series from UNC. Carolina raced out to a 15-4 lead and thrashed Duke, 96-74. Rick Fox made 10 of 16 field goal attempts for 25 points and Hubert Davis netted 17. Rice had 12 points and seven assists and did not commit a turnover. Fox averaged 17.3 points and 9 rebounds over the three games and was named MVP. Davis averaged 13.7 points and hit nearly 64 percent from three-point range in the Tournament.

The win was the largest in the finals since Carolina beat NC State, 87-50, in 1968.

---

## 1994

Carolina faced Wake Forest in the semifinal in what proved to be one of the most exciting games in ACC Tournament history. Wake Forest led, 76-70, with 2:15 to play, but Derrick Phelps helped cut the deficit to three with 11 seconds left. Phelps then made the first of two free throws and rebounded his own miss on the second. He fed Dante Calabria who drove the lane and hit a twisting bank shot with three seconds remaining for a tie at 81.

Carolina led 84-81 in overtime, but a three-pointer by Rusty LaRue tied the game with 39 seconds left. UNC freshman Jerry Stackhouse, the Tournament's MVP, hit the game-winner on a baseline drive with five seconds to play. Wake Forest guard Randolph Childress, who scored 31 points, just missed a long three-pointer as the clock expired.

Stackhouse had 14 points and seven rebounds and Eric Montross added 12 points and nine rebounds to lead Carolina past Virginia, 73-66, in the title game.

---

## 1997

The Tar Heels lost their first three ACC regular-season games, but rallied to go 8-0 in the second half to finish tied for second place. Carolina then swept past Virginia, Wake Forest and NC State to claim its 14th Tournament title. Junior guard Shammond Williams earned MVP honors, averaging 20.0 points and 5.0 assists.

Antawn Jamison scored 24 points and grabbed 10 rebounds and point guard Ed Cota had 11 points and 10 assists in the 78-68 quarterfinal win over Virginia. Williams made eight of 11 shots, including four of seven three-pointers, in an 86-73 triumph over the Tim Duncan-led Demon Deacons in the semifinals.

In the championship game, Williams again led Carolina with 23 points, nine of which came on a trio of three-point baskets in a 2:02 span midway through the second half. Jamison added 17 points and a game-high 11 rebounds. Carolina shot 59.0 percent from the floor, the third-highest percentage ever by the winning team in an ACC final.

---

## 1998

Carolina repeated as Tournament champions for the first time since 1981-82 with victories over NC State, Maryland and Duke. Those wins avenged regular-season losses against the same three opponents. Jamison injured a muscle in the overtime win over the Terrapins in the semifinal, and was questionable for Sunday's championship game. However, Jamison was relentless against the Blue Devils, sparking UNC to a 15-point win over the nation's top-ranked team with a 22-point, 18-rebound effort that ranks as one of the finest in championship game history.

Jamison had 25 points in the opening round win over the Wolfpack. The Tar Heels trailed throughout much of the second half against Maryland, but rallied behind Shammond Williams to force overtime. Williams added 10 points in the extra stanza to lead Carolina to an 83-73 triumph.

Carolina's win over Duke in the championship game was UNC's sixth in title game matchups against the Blue Devils. The game was tied at 57 with less than 11 minutes to play, but the Tar Heels reeled off the next 13 points. Carolina finished the game shooting 54.4 percent from the floor, while Duke hit on just 32.8 percent of its field goal attempts. Williams and Vince Carter had 19 and 16 points, respectively.

---

## 2007

Carolina won its 16th ACC Tournament in 2007 in Tampa, Fla., with wins over Florida State, Boston College and NC State. Prior to 2007, the last time UNC had won both a share of the ACC regular season title and the ACC Tournament in the same season was 1982.

As the Tournament's top seed, Carolina beat No. 9 seed Florida State in the quarterfinals. Wayne Ellington scored 18 points to lead four double-figure scorers in the win over the Seminoles. Brandan Wright scored 20 points to lead the top-seeded Tar Heels to a 71-56 win over No. 4 seed Boston College in the semifinals.

All five Tar Heel starters scored in double figures as Carolina beat NC State, 89-80, in the final. Reyshawn Terry scored eight consecutive points in a late-game stretch to capture the win.

Wright was named MVP, becoming the fifth freshman and fourth Tar Heel freshman to do so. Wright joined UNC's Phil Ford (1978), Sam Perkins (1981) and Jerry Stackhouse (1994) and Duke's Jason Williams (2000) as those to accomplish the feat. Wright, Ellington and Ty Lawson made the All-ACC Tournament team, the first time three freshmen from the same team ever earned that honor.

The 2007 championship was Roy Williams' first as the Tar Heel head coach.

---

## 2008

Carolina beat Florida State, Virginia Tech and Clemson to win the 2008 ACC title, its second in a row and an ACC-record 17th overall. The Tar Heels have won back-to-back ACC Tournament titles five times — 1967-68, 1968-69, 1981-82, 1997-98 and 2007-08.

Tyler Hansbrough, Wayne Ellington and Marcus Ginyard were named to the ACC All-Tournament First Team.

Virginia Tech led most of the game in the semifinals. Ellington hit a pair of three-pointers late to tie the game before Hansbrough hit a baseline jump shot with 0.8 seconds left for a 68-66 win. Ellington made 10 of 13 shots from the floor and had 24 points in the championship game win over Clemson.

Hansbrough had 26 points and nine rebounds against the Hokies and 18 points and 11 rebounds in the finals to earn MVP honors.

---

## 2016

The Tar Heels came into the 2016 Tournament as the No. 1 seed for the 25th time overall and the seventh under head coach Roy Williams.

Carolina opened the Tournament by surrendering the first eight points in its quarterfinal against No. 8 Pitt. The Panthers led by seven with 4:36 to play in the first half before the Tar Heels went on a 13-2 run to end the half. UNC shot 61.5 percent from the floor in the second and pulled away for an 88-71 win.

The Tar Heels dominated Notre Dame, a team that beat UNC on Feb. 6th in South Bend, in the semifinals. The 78-47 win was UNC's largest ever in the semifinals and Carolina's biggest in any ACC Tournament game since 1993. The Tar Heels led 23-22, then went on an 18-0 run to end the half. Marcus Paige led with 16 points and seven assists and Isaiah Hicks had a career-high 15 rebounds.

The top-seeded Tar Heels beat No. 2 Virginia, 61-57 to win the title, avenging a loss in the only regular-season meeting two weeks prior in Charlottesville. Tournament MVP Joel Berry II led UNC with 19 points.

The championship game was tied at 28-28 at the half and at 44-all with 8:25 to play. The Tar Heels went on a 9-2 run over the next 6:40, sparked by a three-pointer by Berry and a steal and dunk by Justin Jackson.

Berry averaged a team-high 17.0 points and was 17 for 24 from the floor, 7 for 10 from three-pointers and 10 from 10 from the free throw line over the three games en route to MVP honors.



# ACC TOURNAMENT RESULTS

DATE	SITE	SEEDS (UNC-OPP.)	OPPONENT	W/L	SCORE	ROUND
3/4/1954	RAL	5-4	NC State	L	51-52	Quarterfinals
3/3/1955	RAL	5-4	Wake Forest	L	82-95	Quarterfinals
3/1/1956	RAL	2-7	Virginia	W	81-77	Quarterfinals
3/2/1956	RAL	2-3	Wake Forest	L	56-77	Semifinals
3/7/1957	RAL	1-8	Clemson	W	81-61	Quarterfinals
3/8/1957	RAL	1-4	Wake Forest	W	61-59	Semifinals
3/9/1957	RAL	1-6	South Carolina	W	95-75	Championship
3/6/1958	RAL	3-6	Clemson	W	63-51	Quarterfinals
3/7/1958	RAL	3-2	NC State	W	64-58	Semifinals
3/8/1958	RAL	3-4	Maryland	L	74-86	Championship
3/5/1959	RAL	2-7	Clemson	W	93-69	Quarterfinals
3/6/1959	RAL	2-3	Duke	W	74-71	Semifinals
3/7/1959	RAL	2-1	NC State	L	56-80	Championship
3/3/1960	RAL	1-8	Virginia	W	84-63	Quarterfinals
3/4/1960	RAL	1-4	Duke	L	69-71	Semifinals
3/1/1962	RAL	4-5	South Carolina	L	55-57	Quarterfinals
2/28/1963	RAL	3-6	South Carolina	W	93-76	Quarterfinals
3/1/1963	RAL	3-2	Wake Forest	L	55-56	Semifinals
3/5/1964	RAL	5-4	South Carolina	W	80-63	Quarterfinals
3/6/1964	RAL	5-1	Duke	L	49-65	Semifinals
3/4/1965	RAL	4-5	Wake Forest	L	76-92	Quarterfinals
3/3/1966	RAL	4-5	Maryland	W	77-70	Quarterfinals
3/4/1966	RAL	4-1	Duke	L	20-21	Semifinals
3/9/1967	GBO	1-8	NC State	W	56-53	Quarterfinals
3/10/1967	GBO	1-5	Wake Forest	W	89-79	Semifinals
3/11/1967	GBO	1-2	Duke	W	82-73	Championship
3/7/1968	CHAR	1-8	Wake Forest	W	83-70	Quarterfinals
3/8/1968	CHAR	1-4	South Carolina	W	82-79 (OT)	Semifinals
3/9/1968	CHAR	1-3	NC State	W	87-50	Championship
3/6/1969	CHAR	1-8	Clemson	W	94-70	Quarterfinals
3/7/1969	CHAR	1-5	Wake Forest	W	80-72	Semifinals
3/8/1969	CHAR	1-3	Duke	W	85-74	Championship
3/5/1970	CHAR	2-7	Virginia	L	93-95	Quarterfinals
3/11/1971	GBO	1-8	Clemson	W	76-41	Quarterfinals
3/12/1971	GBO	1-5	Virginia	W	78-68	Semifinals
3/13/1971	GBO	1-2	South Carolina	L	51-52	Championship
3/10/1972	GBO	1-4	Duke	W	63-48	Semifinals
3/11/1972	GBO	1-2	Maryland	W	73-64	Championship
3/8/1973	GBO	2-7	Wake Forest	L	52-54 (OT)	Quarterfinals
3/7/1974	GBO	3-6	Wake Forest	W	76-62	Quarterfinals
3/8/1974	GBO	3-2	Maryland	L	85-105	Semifinals
3/6/1975	GBO	2-7	Wake Forest	W	101-100 (OT)	Quarterfinals
3/7/1975	GBO	2-3	Clemson	W	76-71 (OT)	Semifinals
3/8/1975	GBO	2-4	NC State	W	70-66	Championship
3/5/1976	MD	1-4	Clemson	W	82-74	Semifinals
3/6/1976	MD	1-6	Virginia	L	62-67	Championship
3/4/1977	GBO	1-5	NC State	W	70-56	Semifinals
3/5/1977	GBO	1-7	Virginia	W	75-69	Championship
3/2/1978	GBO	1-5	Wake Forest	L	77-82	Semifinals
3/2/1979	GBO	1-4	Maryland	W	102-79	Semifinals
3/3/1979	GBO	1-2	Duke	W	71-63	Championship
2/28/1980	GBO	2-7	Wake Forest	W	75-62	Quarterfinals
2/29/1980	GBO	2-6	Duke	L	61-75	Semifinals
3/5/1981	MD	2-7	NC State	W	69-54	Quarterfinals
3/6/1981	MD	2-3	Wake Forest	W	58-57	Semifinals
3/7/1981	MD	2-4	Maryland	W	61-60	Championship
3/5/1982	GBO	1-8	Georgia Tech	W	55-39	Quarterfinals
3/6/1982	GBO	1-4	NC State	W	58-46	Semifinals
3/7/1982	GBO	1-2	Virginia	W	47-45	Championship
3/11/1983	ATL	1-8	Clemson	W	105-79	Quarterfinals
3/12/1983	ATL	1-4	NC State	L	84-91 (OT)	Semifinals
3/9/1984	GBO	1-8	Clemson	W	78-66	Quarterfinals
3/10/1984	GBO	1-4	Duke	L	75-77	Semifinals
3/8/1985	ATL	2-7	Wake Forest	W	72-61 (OT)	Quarterfinals
3/9/1985	ATL	2-3	NC State	W	57-51	Semifinals
3/10/1985	ATL	2-1	Georgia Tech	L	54-57	Championship
3/7/1986	GBO	3-6	Maryland	L	75-85	Quarterfinals
3/6/1987	MD	1-8	Maryland	W	82-63	Quarterfinals
3/7/1987	MD	1-4	Virginia	W	84-82 (2OT)	Semifinals
3/8/1987	MD	1-6	NC State	L	67-68	Championship
3/11/1988	GBO	1-8	Wake Forest	W	83-62	Quarterfinals
3/12/1988	GBO	1-5	Maryland	W	74-64	Semifinals
3/13/1988	GBO	1-3	Duke	L	61-65	Championship
3/10/1989	ATL	4-5	Georgia Tech	W	77-62	Quarterfinals
3/11/1989	ATL	4-8	Maryland	W	88-58	Semifinals
3/12/1989	ATL	4-2	Duke	W	77-74	Championship
3/9/1990	CHAR	4-5	Virginia	L	85-92 (OT)	Quarterfinals
3/8/1991	CHAR	2-7	Clemson	W	67-59	Quarterfinals
3/9/1991	CHAR	2-6	Virginia	W	76-71	Semifinals
3/10/1991	CHAR	2-1	Duke	W	96-74	Championship
3/13/1992	CHAR	3-6	Wake Forest	W	80-65	Quarterfinals
3/14/1992	CHAR	3-2	Florida State	W	80-76	Semifinals
3/15/1992	CHAR	3-1	Duke	L	74-94	Championship
3/12/1993	CHAR	1-8	Maryland	W	102-66	Quarterfinals
3/13/1993	CHAR	1-5	Virginia	W	74-56	Semifinals
3/14/1993	CHAR	1-6	Georgia Tech	L	75-77	Championship

DATE	SITE	SEEDS (UNC-OPP.)	OPPONENT	W/L	SCORE	ROUND
3/11/1994	CHAR	2-7	Florida State	W	83-69	Quarterfinals
3/12/1994	CHAR	2-3	Wake Forest	W	86-84 (OT)	Semifinals
3/13/1994	CHAR	2-4	Virginia	W	73-66	Championship
3/10/1995	GBO	2-7	Clemson	W	78-62	Quarterfinals
3/11/1995	GBO	2-3	Maryland	W	97-92 (OT)	Semifinals
3/12/1995	GBO	2-1	Wake Forest	L	80-82 (OT)	Championship
3/8/1996	GBO	3-6	Clemson	L	73-75	Quarterfinals
3/7/1997	GBO	3-6	Virginia	W	78-68	Quarterfinals
3/8/1997	GBO	3-2	Wake Forest	W	86-73	Semifinals
3/9/1997	GBO	3-8	NC State	W	64-54	Championship
3/6/1998	GBO	2-8	NC State	W	73-46	Quarterfinals
3/7/1998	GBO	2-3	Maryland	W	83-73 (OT)	Semifinals
3/8/1998	GBO	2-1	Duke	W	83-68	Championship
3/5/1999	CHAR	3-6	Georgia Tech	W	78-49	Quarterfinals
3/6/1999	CHAR	3-2	Maryland	W	86-79	Semifinals
3/7/1999	CHAR	3-1	Duke	L	73-96	Championship
3/10/2000	CHAR	4-5	Wake Forest	L	52-58	Quarterfinals
3/9/2001	ATL	1-9	Clemson	W	99-81	Quarterfinals
3/10/2001	ATL	1-5	Georgia Tech	W	70-63	Semifinals
3/11/2001	ATL	1-2	Duke	L	53-79	Championship
3/8/2002	CHAR	7-2	Duke	L	48-60	Quarterfinals
3/14/2003	GBO	7-2	Maryland	W	84-72	Quarterfinals
3/15/2003	GBO	7-3	Duke	L	63-75	Semifinals
3/12/2004	GBO	5-4	Georgia Tech	L	82-83	Quarterfinals
3/11/2005	DC	1-9	Clemson	W	88-81	Quarterfinals
3/12/2005	DC	1-5	Georgia Tech	L	75-78	Semifinals
3/10/2006	GBO	2-7	Virginia	W	79-67	Quarterfinals
3/11/2006	GBO	2-3	Boston College	L	82-85	Semifinals
3/9/2007	TAM	1-9	Florida State	W	73-58	Quarterfinals
3/10/2007	TAM	1-4	Boston College	W	71-56	Semifinals
3/11/2007	TAM	1-10	NC State	W	89-80	Championship
3/14/2008	CHAR	1-9	Florida State	W	82-70	Quarterfinals
3/15/2008	CHAR	1-4	Virginia Tech	W	68-66	Semifinals
3/16/2008	CHAR	1-3	Clemson	W	86-81	Championship
3/13/2009	ATL	1-8	Virginia Tech	W	79-76	Quarterfinals
3/14/2009	ATL	1-4	Florida State	L	70-73	Semifinals
3/11/2010	GBO	10-7	Georgia Tech	L	58-62	First Round
3/11/2011	GBO	1-9	Miami	W	61-59	Quarterfinals
3/12/2011	GBO	1-4	Clemson	W	92-87 (OT)	Semifinals
3/13/2011	GBO	1-2	Duke	L	58-75	Championship
3/9/2012	ATL	1-8	Maryland	W	85-69	Quarterfinals
3/10/2012	ATL	1-5	NC State	W	69-67	Semifinals
3/11/2012	ATL	1-3	Florida State	L	82-85	Championship
3/15/2013	GBO	3-6	Florida State	W	83-62	Quarterfinals
3/16/2013	GBO	3-7	Maryland	W	79-76	Semifinals
3/17/2013	GBO	3-1	Miami	L	77-87	Championship
3/14/2014	GBO	4-5	Pitt	L	75-80	Quarterfinals
3/11/2015	GBO	5-12	Boston College	W	81-63	Second Round
3/12/2015	GBO	5-4	Louisville	W	70-60	Quarterfinals
3/13/2015	GBO	5-1	Virginia	W	71-67	Semifinals
3/14/2015	GBO	5-3	Notre Dame	L	82-90	Championship
3/10/2016	DC	1-8	Pitt	W	88-71	Quarterfinals
3/11/2016	DC	1-4	Notre Dame	W	78-47	Semifinals
3/12/2016	DC	1-2	Virginia	W	61-57	Championship
3/9/2017	BKLN	1-9	Miami	W	78-53	Quarterfinals
3/10/2017	BKLN	1-5	Duke	L	83-93	Semifinals
3/7/2018	BKLN	6-11	Syracuse	W	78-59	Second Round
3/8/2018	BKLN	6-3	Miami	W	82-65	Quarterfinals
3/9/2018	BKLN	6-2	Duke	W	74-69	Semifinals
3/10/2018	BKLN	6-1	Virginia	L	63-71	Championship
3/14/2019	CHAR	2-7	Louisville	W	83-70	Quarterfinals
3/15/2019	CHAR	2-3	Duke	L	73-74	Semifinals
3/10/2020	GBO	14-11	Virginia Tech	W	78-56	First Round
3/11/2020	GBO	14-6	Syracuse	L	53-81	Second Round

## Championship seasons in bold

UNC did not compete in the ACC Tournament in 1961  
UNC received quarterfinal byes in 1972, '76, '77, '78, '79

## Key to Sites:

ATL= Atlanta – Omni (1983, 1985, 1989); Georgia Dome (2001, 2009); Philips Arena (2012),  
BKLN= Brooklyn – Barclays Center, (2017, 2018)  
CHAR= Charlotte – Charlotte Coliseums (1968-70, 1990-94, 1999-2000, 2002); Charlotte Bobcats Arena (2008)/Spectrum Center (2019)  
DC= Washington, D.C. – MCI Center (2005)/Verizon Center (2016)  
GBO= Greensboro – Greensboro Coliseum (1967, 1971-75, 1977-80, 1982, 1984, 1986, 1988, 1995-98, 2003-04, 2006, 2010-11, 2013-15, 2020)  
MD= Landover, Md. – Capital Centre (1976, 1981, 1987)  
RAL= Raleigh – Reynolds Coliseum (1954-1966)  
TAM= Tampa, Fla. – St. Pete Times Forum (2007)





# ACC TOURNAMENT GAME-BY-GAME LEADERS

YEAR	OPPONENT	W/L	SCORE	POINTS	REBOUNDS	ASSISTS	OPPT. SCORER
1954 QF	NC State	L	51-52	Skippy Winstead 25	Paul Likins, Jerry Vayda 8	Skippy Winstead 3	Ronnie Shavlik 21
1955 QF	Wake Forest	L	82-95	Lennie Rosenbluth 29	Francis Young 12	Al Lifson 6	Lowell Davis 32
1956 QF	Virginia	W	81-77	Lennie Rosenbluth 35	Joe Quigg 14	Jerry Vayda 3	Bob McCarty 28
1956 SF	Wake Forest	L	56-77	Lennie Rosenbluth 26	Lennie Rosenbluth 11	Rosenbluth, Vayda, Radovich 2	Jack Williams 27
1957 QF	Clemson	W	81-61	Lennie Rosenbluth 45	Lennie Rosenbluth 12	Bob Cunningham, Joe Quigg 5	Ed Brinkley, Vince Yockel 16
1957 SF	Wake Forest	W	61-59	Lennie Rosenbluth 23	Joe Quigg 14	Tommy Kearns 2	Jack Williams 24
1957 CH	South Carolina	W	95-75	Lennie Rosenbluth 38	Pete Brennan 19	Bob Cunningham 9	Grady Wallace 28
1958 QF	Clemson	W	61-52	Pete Brennan 22	Ray Stanley 10	Bob Cunningham, Ray Stanley 3	Walt Gibbons 17
1958 SF	NC State	W	64-58	Pete Brennan 23	Pete Brennan 11	Harvey Salz, Ray Stanley 2	Lou Pucillo 17
1958 CH	Maryland	L	74-86	Pete Brennan 29	Dick Kepley 9	Bob Cunningham, Harvey Salz 2	Charles McNeil 21
1959 QF	Clemson	W	93-69	Lee Shaffer 21	Lee Shaffer 21	York Larese 5	Ed Krajack, George Krajack 16
1959 SF	Duke	W	74-71	Lee Shaffer 23	Lee Shaffer 11	Doug Moe 3	Carroll Youngkin 21
1959 CH	NC State	L	56-80	Dick Kepley 14	Doug Moe 8	Doug Moe 2	Lou Pucillo 23
1960 QF	Virginia	W	84-63	Lee Shaffer 29	Doug Moe 17	Doug Moe 5	Paul Adkins 20
1960 SF	Duke	L	69-71	York Larese 25	Doug Moe, Lee Shaffer 10	n/a	Carroll Youngkin 30
1962 QF	South Carolina	L	55-57	Larry Brown 18	Charlie Shaffer 9	Jim Donohue 3	Bobby Robinson 19
1963 QF	South Carolina	W	93-76	Billy Cunningham 28	Billy Cunningham 13	Larry Brown 13	Bob Haney, Scotti Ward 23
1963 SF	Wake Forest	L	55-56	Ray Respass 15	Billy Cunningham 13	Yogi Poteet 4	Ronny Watts 16
1964 QF	South Carolina	W	80-63	Billy Cunningham 34	Billy Cunningham 15	Billy Cunningham 5	Ronnie Collins 21
1964 SW	Duke	L	49-65	Billy Cunningham 25	Billy Cunningham 14	Bill Galantai 3	Jay Buckley 20
1965 QF	Wake Forest	L	76-92	Bobby Lewis 27	Ray Respass 11	Billy Cunningham 4	Bob Leonard 25
1966 QF	Maryland	W	77-70	Larry Miller 25	Larry Miller 25	Bobby Lewis 5	Jay McMillen 22
1966 SF	Duke	L	20-21	John Yokley 6	Bob Bennett, Larry Miller 4	Bennett, Lewis, Miller 1	Steve Vacendak 6
1967 QF	NC State	W	56-53	Rusty Clark, Larry Miller 14	Rusty Clark 10	Larry Miller 2	Drago Trifunovich 13
1967 SF	Wake Forest	W	89-79	Larry Miller 31	Rusty Clark 11	Bobby Lewis 4	Paul Long 23
1967 CH	Duke	W	82-73	Larry Miller 32	Larry Miller 11	Gerald Tuttle 4	Bob Verga 20
1968 QF	Wake Forest	W	83-70	Larry Miller 31	Rusty Clark 11	Dick Grubar 5	Jerry Montgomery 21
1968 SF	South Carolina	W (OT)	82-79	Larry Miller 24	Rusty Clark 16	Charlie Scott 4	Skip Harlicka 24
1968 CH	NC State	W	87-50	Larry Miller 21	Bill Bunting, Rusty Clark 11	Grubar, Miller, Tuttle 2	Dick Braucher 12
1969 QF	Clemson	W	94-70	Bill Bunting 22	Rusty Clark 14	Jim Delany 3	Butch Zatezalo 28
1969 SF	Wake Forest	W	80-72	Dick Grubar, Charlie Scott 23	Rusty Clark 7	Gerald Tuttle 2	Charlie Davis 30
1969 CH	Duke	W	85-74	Charlie Scott 40	Lee Dedmon 11	Gerald Tuttle 2	Randy Denton 19
1970 QF	Virginia	L	93-95	Charlie Scott 41	Charlie Scott 13	Eddie Fogler 4	Tim Rash 25
1971 QF	Clemson	W	76-41	Lee Dedmon 15	Bill Chamberlain 10	n/a	Dave Thomas 17
1971 SF	Virginia	W	78-68	Lee Dedmon 19	Lee Dedmon 10	n/a	Barry Parkhill 26
1971 CH	South Carolina	L	51-52	Dennis Wuycik 16	George Karl 9	n/a	John Roche 18
1972 SF	Duke	W	63-48	Robert McAdoo 17	Bobby Jones 11	George Karl 5	Gary Melchionni 13
1972 CH	Maryland	W	73-64	Dennis Wuycik 24	Bobby Jones 8	Bill Chamberlain, Robert McAdoo 3	Tom McMillen 18
1973 QF	Wake Forest	L (OT)	52-54	Bobby Jones, George Karl 13	Bobby Jones 12	George Karl 8	Eddie Payne 18
1974 QF	Wake Forest	W	76-62	Darrell Elston 21	Bobby Jones, Mitch Kupchak 12	Walter Davis 4	Skip Brown, Tony Byers 18
1974 SF	Maryland	L	85-105	Walter Davis 18	Mitch Kupchak 11	Ray Harrison 7	John Lucas 24
1975 QF	Wake Forest	W (OT)	101-100	Walter Davis 31	Mitch Kupchak 14	Walter Davis, Phil Ford 6	Skip Brown 24
1975 SF	Clemson	W (OT)	76-71	Phil Ford 29	Mitch Kupchak 15	John Kuester 3	Skip Wise 22
1975 CH	NC State	W	70-66	Phil Ford 24	Mitch Kupchak 12	Brad Hoffman 6	Kenny Carr, David Thompson 16
1976 SF	Clemson	W	82-74	Walter Davis 17	Mitch Kupchak 10	John Kuester 7	Stan Rome 18
1976 CH	Virginia	L	62-67	Phil Ford 22	Mitch Kupchak 10	Phil Ford 2	Wally Walker 21
1977 SF	NC State	W	70-56	Walter Davis 22	Mike O'Koren 12	Phil Ford 6	Kenny Carr 18
1977 CH	Virginia	W	75-69	Phil Ford 26	Mike O'Koren 8	John Kuester 5	Bob Stokes 17
1978 SF	Wake Forest	L	79-82	Phil Ford 30	Dudley Bradley, Mike O'Koren, John Virgil, Al Wood 5	Dudley Bradley 3	Leroy McDonald 21
1979 SF	Maryland	W	102-79	Al Wood 19	Mike O'Koren, Jeff Wolf 7	Mike O'Koren 5	Larry Gibson 23
1979 CH	Duke	W	71-63	Mike O'Koren 18	Mike O'Koren 8	Dudley Bradley 4	Mike Gminski 19
1980 QF	Wake Forest	W	75-52	Mike O'Koren 26	Mike O'Koren 11	Mike O'Koren 4	Alvis Rogers 14
1980 SF	Duke	L	61-75	Al Wood 32	Al Wood 8	n/a	Mike Gminski 24
1981 QF	NC State	W	69-54	Sam Perkins 22	Sam Perkins 7	Jimmy Black 7	Art Jones 14
1981 SF	Wake Forest	W	58-57	Sam Perkins 18	Sam Perkins 15	Jimmy Black 5	Mike Helms, Frank Johnson 14
1981 CH	Maryland	W	61-60	James Worthy 19	James Worthy 8	Jimmy Black 6	Ernest Graham 27
1982 QF	Georgia Tech	W	55-39	Michael Jordan 18	James Worthy 8	Jimmy Black 6	Brook Steppe 14
1982 SF	NC State	W	58-46	Sam Perkins 16	James Worthy 10	Jimmy Black 5	Derek Whittenburg 18
1982 CH	Virginia	W	47-45	James Worthy 16	James Worthy 6	Jimmy Black 6	Ralph Sampson 12
1983 QF	Clemson	W	105-79	Matt Doherty, Michael Jordan 28	Warren Martin 11	Matt Doherty 4	Raymond Jones 27
1983 SF	NC State	L (OT)	84-91	Sam Perkins 24	Brad Daugherty 13	Matt Doherty, Steve Hale 3	Sidney Lowe 26
1984 QF	Clemson	W	78-66	Matt Doherty 22	Sam Perkins 12	Steve Hale 7	Murray Jarman 28
1984 SF	Duke	L	75-77	Michael Jordan 22	Matt Doherty 10	n/a	Mark Alarie 21
1985 QF	Wake Forest	W (OT)	72-61	Kenny Smith 18	Brad Daugherty 18	Steve Hale, Joe Wolf 6	Delaney Rudd 24
1985 SF	NC State	W	57-51	Kenny Smith 16	Brad Daugherty 11	Brad Daugherty, Steve Hale 4	Spud Webb 13
1985 CH	Georgia Tech	L	54-57	Brad Daugherty, Kenny Smith 16	Brad Daugherty 8	Warren Martin 4	Mark Price 16
1986 QF	Maryland	L	75-85	Brad Daugherty 22	Brad Daugherty 6	Steve Hale 4	Jeff Baxter 21
1987 QF	Maryland	W	82-63	Dave Popson 23	J.R. Reid 8	Kenny Smith 5	Steve Hood 21
1987 SF	Virginia	W (2 OT)	84-82	Joe Wolf 27	J.R. Reid 11	Kenny Smith 7	Andrew Kennedy 20
1987 CH	NC State	L	67-68	J.R. Reid 17	Dave Popson 6	Kenny Smith 8	Chucky Brown 18
1988 QF	Wake Forest	W	83-62	J.R. Reid 21	J.R. Reid 11	Jeff Lebo 8	Sam Ivy 24
1988 SF	Maryland	W	74-64	J.R. Reid 19	J.R. Reid 14	Steve Bucknall, Kevin Madden, Ranzino Smith 4	Derrick Lewis, Brian Williams 14
1988 CH	Duke	L	61-65	Jeff Lebo 16	J.R. Reid 10	Steve Bucknall 4	Danny Ferry 19
1989 QF	Georgia Tech	W	77-62	J.R. Reid 17	Pete Chilcutt 10	Steve Bucknall 5	Dennis Scott 24
1989 SF	Maryland	W	88-58	J.R. Reid 17	J.R. Reid 9	Steve Bucknall 6	Tony Massenburg 21
1989 CH	Duke	W	77-74	J.R. Reid 14	Scott Williams 11	Steve Bucknall 5	Phil Henderson 16
1990 QF	Virginia	L (OT)	85-92	Rick Fox 21	Scott Williams 12	King Rice 11	Bryant Stith 32
1991 QF	Clemson	W	67-59	Hubert Davis 15	George Lynch 8	King Rice 6	Ricky Jones 16
1991 SF	Virginia	W	76-71	Pete Chilcutt, Rick Fox 13	Rick Fox 15	Rick Fox 6	John Crotty 23
1991 CH	Duke	W	96-74	Rick Fox 25	Pete Chilcutt 8	King Rice 7	Christian Laettner 22
1992 QF	Wake Forest	W	80-65	Hubert Davis 23	Eric Montross 10	Derrick Phelps 6	Rodney Rogers 29
1992 SF	Florida State	W	80-76	Hubert Davis 28	George Lynch 14	Derrick Phelps 7	Charlie Ward 15
1992 CH	Duke	L	74-94	Hubert Davis 19	George Lynch, Eric Montross 5	Derrick Phelps 10	Christian Laettner 25
1993 QF	Maryland	W	102-66	George Lynch 22	George Lynch 15	Henrik Rodl 7	Exree Hipp 19
1993 SF	Virginia	W	74-56	Donald Williams 19	George Lynch 11	George Lynch, Derrick Phelps 3	Cory Alexander 22
1993 CH	Georgia Tech	L	75-77	Brian Reese 24	Eric Montross 17	Henrik Rodl 6	James Forrest 27

YEAR	OPPONENT	W/L	SCORE	POINTS	REBOUNDS	ASSISTS	OPPT. SCORER
1994 QF	Florida State	W	83-69	Jerry Stackhouse 19	Rasheed Wallace 16	Derrick Phelps, Brian Reese 4	Bob Sura 24
1994 SF	Wake Forest	W (OT)	86-84	Eric Montross 15	Eric Montross 11	Derrick Phelps 6	Randolph Childress 31
1994 CH	Virginia	W	73-66	Jerry Stackhouse 14	Eric Montross 9	Derrick Phelps 9	Harold Deane 19
1995 QF	Clemson	W	78-62	Donald Williams 15	Rasheed Wallace 8	Jeff McInnis 5	Greg Buckner 15
1995 SF	Maryland	W (OT)	97-92	Rasheed Wallace 33	Jerry Stackhouse 14	Jerry Stackhouse 4	Joe Smith 24
1995 CH	Wake Forest	L (OT)	80-82	Jerry Stackhouse 24	Dante Calabria 9	Jerry Stackhouse 4	Randolph Childress 37
1996 QF	Clemson	L	73-75	Jeff McInnis 22	Antawn Jamison 8	Jeff McInnis 6	Greg Buckner, Terrell McIntyre 20
1997 QF	Virginia	W	78-68	Antawn Jamison 24	Antawn Jamison 10	Ed Cota 10	Courtney Alexander 27
1997 SF	Wake Forest	W	86-73	Shammond Williams 24	Vince Carter 9	Ed Cota, Shammond Williams 7	Tim Duncan 33
1997 CH	NC State	W	64-54	Shammond Williams 23	Antawn Jamison 11	Ed Cota 5	C.C. Harrison 13
1998 QF	NC State	W	73-46	Antawn Jamison 25	Antawn Jamison 7	Ed Cota 6	C.C. Harrison 16
1998 SF	Maryland	W (OT)	83-73	Shammond Williams 25	Ademola Okulaja 11	Ed Cota 5	Rodney Elliott 16
1998 CH	Duke	W	83-68	Antawn Jamison 22	Antawn Jamison 18	Ed Cota 5	Roshown McLeod 24
1999 QF	Georgia Tech	W	78-49	Ed Cota 14	Vasco Evtimov 8	Ed Cota 9	Jason Collier 17
1999 SF	Maryland	W	86-79	Max Owens 23	Brendan Haywood 10	Ed Cota 9	Steve Francis 31
1999 CH	Duke	L	73-96	Max Owens 22	Ademola Okulaja 10	Ed Cota 11	William Avery 29
2000 QF	Wake Forest	L	52-58	Jason Capel 14	Jason Capel, Joseph Forte 7	Jason Capel 5	Craig Dawson 17
2001 QF	Clemson	W	99-81	Jason Capel 23	Jason Capel 9	Ronald Curry 10	Will Solomon 23
2001 SF	Georgia Tech	W	70-63	Joseph Forte 27	Joseph Forte 12	Jason Capel 4	Shaun Fein 18
2001 CH	Duke	L	53-79	Joseph Forte 14	Brendan Haywood 13	Jason Capel, Joseph Forte 4	Mike Dunleavy Jr. 24
2002 QF	Duke	L	48-60	Kris Lang 14	Jason Capel 12	Jason Capel 4	Jason Williams 20
2003 QF	Maryland	W	84-72	Jawad Williams 25	Rashad McCants 11	Raymond Felton 10	Drew Nicholas 18
2003 SF	Duke	L	63-75	Raymond Felton 18	Jawad Williams 8	Raymond Felton 5	Daniel Ewing 19
2004 QF	Georgia Tech	L	82-83	Sean May 27	Sean May 8	Raymond Felton 6	Jarrett Jack, Luke Schenscher 17
2005 QF	Clemson	W	88-81	Raymond Felton 29	Raymond Felton 7	Raymond Felton 3	Shawan Robinson 17
2005 SF	Georgia Tech	L	75-78	Raymond Felton, Sean May, Rashad McCants 17	Sean May 11	Raymond Felton, Jackie Manuel, Melvin Scott, Jawad Williams 2	Will Bynum 35
2006 QF	Virginia	W	79-67	Reyshawn Terry 24	David Noel 11	David Noel 5	Sean Singletary 29
2006 SF	Boston College	L	82-85	Tyler Hansbrough 23	Tyler Hansbrough 11	Bobby Frasier 4	Craig Smith 23
2007 QF	Florida State	W	73-58	Wayne Ellington 18	Reyshawn Terry 9	Ty Lawson 8	Al Thornton 12
2007 SF	Boston College	W	71-56	Brandon Wright 20	Tyler Hansbrough 13	Ty Lawson 8	Sean Marshall 23
2007 CH	NC State	W	89-80	Wayne Ellington, Brandon Wright 16	Ty Lawson, Reyshawn Terry Brandon Wright 4	Ty Lawson 4	Brandon Costner 28
2008 QF	Florida State	W	82-70	Tyler Hansbrough 22	Marcus Ginyard, Tyler Hansbrough 6	Marcus Ginyard 4	Jason Rich 23
2008 SF	Virginia Tech	W	68-66	Tyler Hansbrough 26	Tyler Hansbrough 9	Marcus Ginyard 4	A.D. Vassallo 17
2008 CH	Clemson	W	86-81	Wayne Ellington 24	Tyler Hansbrough 11	Ty Lawson 8	K.C. Rivers 28
2009 QF	Virginia Tech	W	79-76	Tyler Hansbrough 28	Tyler Hansbrough 8	Larry Drew, Wayne Ellington 4	A.D. Vassallo 26
2009 SF	Florida State	L	73-70	Wayne Ellington 24	Tyler Hansbrough 11	Larry Drew, Wayne Ellington 3	Toney Douglas 27
2010 1st	Georgia Tech	L	58-62	Tyler Zeller 17	Tyler Zeller 10	Larry Drew 8	Derrick Favors 18
2011 QF	Miami	W	61-59	Harrison Barnes 18	John Henson 13	Kendall Marshall 10	Malcolm Grant 16
2011 SF	Clemson	W (OT)	92-87	Harrison Barnes 40	John Henson 11	Kendall Marshall 9	Demontez Stitt 25
2011 CH	Duke	L	58-75	Harrison Barnes 16	John Henson 18	Kendall Marshall 4	Nolan Smith 20
2012 QF	Maryland	W	85-69	Harrison Barnes, Reggie Bullock 15	James Michael McAdoo 8	Kendall Marshall 12	Terrell Stoglin 30
2012 SF	NC State	W	69-67	Tyler Zeller 23	Tyler Zeller 9	Kendall Marshall 10	C.J. Leslie 22
2012 CH	Florida State	L	82-85	Harrison Barnes 23	Tyler Zeller 12	Kendall Marshall 9	Michael Snaer 18
2013 QF	Florida State	W	83-62	P.J. Hairston 21	Reggie Bullock 9	Marcus Paige 10	Michael Snaer 20
2013 SF	Maryland	W	79-76	Reggie Bullock, Dexter Strickland 15	Reggie Bullock 9	Reggie Bullock, Dexter Strickland 4	Alex Len 20
2013 CH	Miami	L	77-87	P.J. Hairston 28	Reggie Bullock 7	Dexter Strickland 8	Shane Larkin 28
2014 QF	Pittsburgh	L	75-80	Marcus Paige 27	James Michael McAdoo, J.P. Tokoto 7	Nate Britt 5	James Robinson, Talib Zanna 19
2015 1st	Boston College	W	81-63	Brice Johnson, Marcus Paige 17	Brice Johnson, J.P. Tokoto 9	Marcus Paige 9	Aaron Brown 20
2015 QF	Louisville	W	70-60	Brice Johnson 22	Brice Johnson 7	Marcus Paige 5	Terry Rozier 7
2015 SF	Virginia	W	71-67	Justin Jackson 22	Kennedy Meeks 9	Marcus Paige, J.P.Tokoto 5	Malcolm Brogdon 25
2015 CH	Notre Dame	L	82-90	Marcus Paige 24	J.P. Tokoto 6	J.P. Tokoto 7	Jerian Grant 24
2016 QF	Pittsburgh	W	88-81	Joel Berry II – 20	Brice Johnson 10	Theo Pinson 7	Jamel Artis, Michael Young 19
2016 SF	Notre Dame	W	78-47	Marcus Paige 16	Isaiah Hicks 15	Marcus Paige 7	Bonzie Colson 15
2016 CH	Virginia	W	61-57	Joel Berry II – 19	Brice Johnson 9	Brice Johnson 5	Malcolm Brogdon 15
2017 QF	Miami	W	78-53	Isaiah Hicks 19	Kennedy Meeks 7	Theo Pinson 6	Bruce Brown 20
2017 SF	Duke	L	83-93	Isaiah Hicks, Kennedy Meeks 19	Kennedy Meeks 12	Theo Pinson 8	Jayson Tatum 24
2018 2nd	Syracuse	W	78-59	Kenny Williams 16	Theo Pinson 11	Theo Pinson 6	Oshae Brissett 20
2018 QF	Miami	W	82-65	Theo Pinson 25	Luke Maye 13	Cameron Johnson 5	Ja'Quan Newton 17
2018 SF	Duke	W	74-69	Luke Maye 17	Luke Maye 10	Theo Pinson 7	Gary Trent Jr. 20
2018 CH	Virginia	L	63-71	Luke Maye 20	Theo Pinson 8	Theo Pinson 6	Kyle Guy 16
2019 QF	Louisville	W	83-70	Luke Maye, Coby White 19	Luke Maye 9	Coby White 6	Dwayne Sutton 14
2019 SF	Duke	L	73-74	Cameron Johnson 23	Luke Maye 13	Coby White 4	Zion Williamson 31
2020 1st	Virginia Tech	W	78-56	Garrison Brooks 20	Armando Bacot 11	Cole Anthony, Leaky Black 4	Hunter Cattoor 14
2020 2nd	Syracuse	L	53-81	Garrison Brooks 18	Armando Bacot, Christian Keeling 6	Cole Anthony, Armando Bacot 3	Elijah Hughes 27



## ACC TOURNAMENT

### Carolina Single-Game Highs & Lows

#### MOST POINTS

105 vs. Clemson, 1983 Quarterfinal  
102 vs. Maryland, 1993 Quarterfinal  
102 vs. Maryland, 1979 Semifinal  
101 vs. Wake Forest, 1975 Quarterfinal (OT)  
99 vs. Clemson, 2001 Quarterfinal

#### MOST POINTS BY OPPONENTS

105 by Maryland, 1974 Semifinal  
100 by Wake Forest, 1975 Quarterfinal  
96 by Duke, 1999 Championship  
95 by Virginia, 1970 Quarterfinal  
95 by Wake Forest, 1955 Quarterfinal

#### FEWEST POINTS

20 vs. Duke, 1966 Semifinal  
47 vs. Virginia, 1982 Championship  
48 vs. Duke, 2002 Quarterfinal  
49 vs. Duke, 1964 Semifinal  
51 vs. South Carolina, 1971 Championship  
51 vs. NC State, 1954 Quarterfinal

#### FEWEST POINTS BY OPPONENTS

21 by Duke, 1966 Semifinal  
39 by Georgia Tech, 1982 Quarterfinal  
41 by Clemson, 1971 Quarterfinal  
45 by Virginia, 1982 Championship  
46 by NC State, 1998 Quarterfinal  
46 by NC State, 1982 Semifinal

#### MOST FIELD GOALS MADE

40 (att. 64) vs. Maryland, 1979 Semifinal  
40 (att. 67) vs. South Carolina, 1963 Quarterfinal  
39 vs. Maryland, 1995 Semifinal (OT)  
38 vs. South Carolina, 1957 Championship  
37 three times (latest: 1993 Quarterfinal vs. Maryland)

#### FEWEST FIELD GOALS MADE

7 (att. 15) vs. Duke, 1966 Semifinal  
14 vs. NC State, 1954 Quarterfinal  
15 vs. Duke, 2002 Quarterfinal  
16 vs. Duke, 1964 Semifinal  
17 vs. NC State, 1959 Championship

#### MOST FIELD GOALS ATTEMPTED

91 (made 37) vs. Maryland, 1974 Semifinal  
91 (made 37) vs. South Carolina, 1968 Semifinal (OT)  
79 (made 31) vs. Virginia, 1960 Quarterfinal  
79 (made 38) vs. South Carolina, 1957 Championship  
78 (made 32) vs. Duke, 2017 Semifinal  
78 (made 32) vs. Wake Forest, 1955 Quarterfinal

#### FEWEST FIELD GOALS ATTEMPTED

15 (made 7) vs. Duke, 1966 Semifinal  
25 (made 14) vs. N.C. State, 1954 Quarterfinal  
29 (made 15) vs. Duke, 2002 Quarterfinal  
35 (made 16) vs. Duke, 1964 Semifinal  
39 (made 23) vs. NC State, 1997 Championship  
39 (made 21) vs. Georgia Tech, 1985 Championship  
39 (made 18) vs. South Carolina, 1971 Championship

#### HIGHEST FIELD GOAL PERCENTAGE

.625 (40 of 64) vs. Maryland, 1979 Semifinal  
.597 vs. South Carolina, 1963 Quarterfinal  
.590 vs. NC State, 1997 Championship  
.589 vs. Pittsburgh, 2016 Quarterfinal  
.577 vs. NC State, 2007 Championship

#### LOWEST FIELD GOAL PERCENTAGE

.253 (19 of 75) vs. Wake Forest, 1956 Semifinal  
.292 vs. Duke, 2001 Championship  
.333 vs. Syracuse, 2020 Second Round  
.333 vs. Georgia Tech, 2010 First Round  
.333 vs. Duke, 1988 Championship  
.333 vs. NC State, 1967 Quarterfinal

#### MOST 3-POINT FIELD GOALS MADE

14 (att. 24) vs. Clemson, 1983 Quarterfinal  
13 vs. Miami, 2013 Championship  
12 vs. Boston College, 2006 Semifinal  
11 vs. Maryland, 2003 Quarterfinal  
11 vs. Clemson, 1995 Quarterfinal

#### FEWEST 3-POINT FIELD GOALS MADE

1 (att. 12) vs. Wake Forest, 2000 Quarterfinal  
1 (att. 8) vs. NC State, 1998 Quarterfinal  
2 eight times (latest: vs. Syracuse, 2020 Second Round)

#### MOST 3-POINT FIELD GOALS ATTEMPTED

29 (made 13) vs. Miami, 2013 Championship  
27 vs. Boston College, 2006 Semifinal  
26 vs. Duke, 2019 Semifinal  
26 vs. Maryland, 1995 Semifinal (OT)  
25 vs. Virginia, 2018 Championship  
25 vs. Miami, 2018 Quarterfinal  
25 vs. Maryland, 1998 Semifinal (OT)

#### FEWEST 3-POINT FIELD GOALS ATTEMPTED

4 (made 2) vs. Wake Forest, 1992 Quarterfinal  
8 six times (latest: 2011 Championship vs. Duke)

#### HIGHEST 3-POINT FIELD GOAL PERCENTAGE (min. 10 attempts)

.636 (7 of 11) vs. Duke, 1991 Championship  
.600 vs. NC State, 2007 Championship  
.583 vs. Wake Forest, 1988 Quarterfinal  
.583 vs. Clemson, 1983 Quarterfinal  
.563 vs. Maryland, 1999 Semifinal

#### HIGHEST 3-POINT FIELD GOAL PERCENTAGE (min. 5 attempts)

.750 (6 of 8) vs. Georgia Tech, 1989 Quarterfinal  
.636 vs. Duke, 1991 Championship  
.600 vs. NC State, 2007 Championship  
.583 vs. Wake Forest, 1988 Quarterfinal  
.583 vs. Clemson, 1983 Quarterfinal

#### LOWEST 3-POINT FIELD GOAL PERCENTAGE

.083 (1 of 12) vs. Wake Forest, 2000 Quarterfinal  
.125 vs. Syracuse, 2020 Second Round  
.125 vs. Georgia Tech, 2010 First Round  
.125 vs. NC State, 1998 Quarterfinal  
.154 vs. Duke, 2019 Semifinal

#### MOST FREE THROWS MADE

37 (att. 47) vs. Clemson, 2005 Quarterfinal  
35 vs. Virginia, 1956 Quarterfinal  
32 vs. Clemson, 1975 Semifinal (OT)  
32 vs. Duke, 1967 Championship  
30 vs. Florida State, 1992 Semifinal  
30 vs. Clemson, 1969 Quarterfinal

#### FEWEST FREE THROWS MADE

2 (att. 4) vs. NC State, 1987 Championship  
4 vs. Wake Forest, 1973 Quarterfinal (OT)  
5 vs. Notre Dame, 2015 Championship  
5 vs. Duke, 1992 Championship  
5 vs. Virginia, 1982 Championship

#### MOST FREE THROWS ATTEMPTED

47 (made 37) vs. Clemson, 2005 Quarterfinal  
44 vs. Florida State, 1992 Semifinal  
44 vs. Duke, 1967 Championship  
44 vs. Virginia, 1956 Quarterfinal  
43 vs. Florida State, 1994 Quarterfinal

#### FEWEST FREE THROWS ATTEMPTED

4 (made 2) vs. NC State, 1987 Championship  
6 vs. Virginia, 1982 Championship  
7 vs. Notre Dame, 2015 Championship  
7 vs. Duke, 1992 Championship  
7 vs. Wake Forest, 1973 Quarterfinal (OT)



**HIGHEST FREE THROW PERCENTAGE**

100.0 (12 of 12) vs. Georgia Tech, 1985 Championship  
 .958 (23 of 24) vs. NC State, 2007 Championship  
 .957 vs. Maryland, 1979 Semifinal  
 .917 vs. Florida State, 2013 Quarterfinal  
 .906 vs. Miami, 2013 Championship

**LOWEST FREE THROWS PERCENTAGE**

.478 (11 of 23) vs. Georgia Tech, 1982 Quarterfinal  
 .500 vs. NC State, 1987 Championship  
 .520 vs. Florida State, 2007 Quarterfinal  
 .520 vs. South Carolina, 1963 Quarterfinal  
 .524 vs. Georgia Tech, 1989 Quarterfinal

**MOST REBOUNDS**

66 vs. Clemson, 1969 Quarterfinal  
 66 vs. Virginia, 1960 Quarterfinal  
 61 vs. South Carolina, 1957 Championship  
 59 vs. Clemson, 1957 Quarterfinal  
 57 vs. Maryland, 1993 Quarterfinal  
 57 vs. South Carolina, 1968 Semifinal (OT)

**FEWEST REBOUNDS**

11 vs. Duke, 1966 Semifinal  
 18 vs. Virginia, 1982 Championship  
 20 vs. NC State, 1987 Championship  
 22 vs. Virginia, 1976 Championship  
 24 four times (latest: 2007 Championship vs. NC State)

**MOST OFFENSIVE REBOUNDS (since 1985)**

22 vs. Duke, 2017 Semifinal  
 21 vs. Georgia Tech, 2010 First Round  
 20 vs. Florida State, 1994 Quarterfinal  
 20 vs. Georgia Tech, 1993 Championship  
 20 vs. Maryland, 1993 Quarterfinal

**FEWEST OFFENSIVE REBOUNDS (since 1985)**

4 vs. Duke, 2002 Quarterfinal  
 5 vs. Virginia, 2016 Championship  
 6 vs. NC State, 2012 Semifinal  
 6 vs. NC State, 2007 Championship  
 6 vs. NC State, 1997 Championship

**MOST ASSISTS**

26 vs. Clemson, 2001 Quarterfinal  
 26 vs. Clemson, 1976 Semifinal  
 24 vs. Duke, 2018 Semifinal  
 24 vs. Maryland, 1993 Quarterfinal  
 24 vs. Duke, 1992 Final

**FEWEST ASSISTS**

2 vs. Duke, 1960 Semifinal  
 3 vs. Duke, 1966 Semifinal  
 4 vs. Duke, 1969 Championship  
 4 vs. NC State, 1967 Quarterfinal  
 4 vs. NC State, 1959 Championship

**MOST TURNOVERS**

29 vs. Clemson, 1969 Quarterfinal  
 26 vs. Duke, 1989 Championship  
 25 vs. Clemson, 1971 Quarterfinal  
 24 vs. Virginia, 1970 Quarterfinal  
 23 vs. Maryland, 2003 Quarterfinal  
 23 vs. Wake Forest, 1974 Quarterfinal  
 23 vs. Duke, 1967 Championship

**FEWEST TURNOVERS**

3 vs. Virginia, 1982 Final  
 6 vs. NC State, 1983 Semifinal (OT)  
 6 vs. Duke, 1966 Semifinal  
 7 vs. Maryland, 2013 Semifinal  
 7 vs. Florida State, 2013 Quarterfinal  
 7 vs. Florida State, 2012 Championship  
 7 vs. Florida State, 2009 Semifinal  
 7 vs. Georgia Tech, 1999 Quarterfinal  
 7 vs. Virginia, 1997 Quarterfinal  
 7 vs. Duke, 1979 Championship



**PHIL FORD** was the MVP of the 1975 ACC Tournament as a freshman after leading UNC to overtime wins over Wake Forest and Clemson, the only time the Tar Heels have won two overtime games in one ACC Tournament.

**MOST BLOCKED SHOTS**

10 vs. Florida State, 1994 Quarterfinal  
 8 vs. Miami, 2018 Quarterfinal  
 8 vs. Wake Forest, 1988 Quarterfinal  
 8 vs. Maryland, 1979 Semifinal  
 7 vs. Pittsburgh, 2016 Quarterfinal  
 7 vs. Maryland, 1995 Semifinal (OT)  
 7 vs. Georgia Tech, 1982 Quarterfinal

**FEWEST BLOCKED SHOTS**

0 six times (latest: 2019 Semifinal vs. Duke)

**MOST STEALS**

12 vs. Virginia, 1993 Semifinal  
 12 vs. Wake Forest, 1978 Semifinal  
 11 vs. Duke, 2018 Semifinal  
 11 vs. Florida State, 2009 Semifinal  
 11 vs. Georgia Tech, 1989 Quarterfinal

**FEWEST STEALS**

0 vs. Syracuse, 2020 Second Round  
 0 vs. NC State, 1997 Final  
 0 vs. Maryland, 1995 Semifinal (OT)

**OVERTIME GAMES**

Won 9	2011 Semifinal – UNC 92, Clemson 87
	1998 Semifinal – UNC 83, Maryland 73
	1995 Semifinal – UNC 97, Maryland 92
	1994 Semifinal – UNC 86, Wake Forest 84
	1987 Semifinal – UNC 84, Virginia 82 (2 OT)
	1985 Quarterfinal – UNC 72, Wake Forest 61
	1975 Semifinal – UNC 76, Clemson 71
	1975 Quarterfinal – UNC 101, Wake Forest 100
	1968 Semifinal – UNC 82, South Carolina 79
Lost 4	1995 Final – Wake Forest 82, UNC 80
	1990 Quarterfinal – Virginia 92, UNC 85
	1983 Semifinal – NC State 91, UNC 84
	1973 Quarterfinal – Wake Forest 54, UNC 52



## ACC TOURNAMENT Individual Bests

### MOST POINTS — GAME

45	Lennie Rosenbluth vs. Clemson, 1957 Quarterfinal
41	Charlie Scott vs. Virginia, 1970 Quarterfinal
40	Harrison Barnes vs. Clemson, 2011 Semifinal
40	Charlie Scott vs. Duke, 1969 Championship
38	Lennie Rosenbluth vs. South Carolina, 1957 Championship

### MOST POINTS — TWO GAMES PLAYED IN A YEAR

61	Lennie Rosenbluth, 1956 vs. Virginia (35) and Wake Forest (26)
59	Billy Cunningham, 1964
53	York Larese, 1960

### MOST POINTS — THREE GAMES PLAYED IN A YEAR

106	Lennie Rosenbluth, 1957 vs. Clemson (45), Wake Forest (23), South Carolina (38)
78	Phil Ford, 1975
77	Larry Miller, 1967
76	Larry Miller, 1968
74	Harrison Barnes, 2011
74	Charlie Scott, 1969
74	Pete Brennan, 1958

### MOST POINTS — FOUR GAMES PLAYED IN A YEAR

72	Brice Johnson, 2015 vs. Boston College (17), Louisville (22), Virginia, (13) and Notre Dame (20)
68	Marcus Paige, 2015
53	Theo Pinson, 2018
52	Luke Maye, 2018
51	Justin Jackson, 2015

### MOST POINTS — CAREER

196	Lennie Rosenbluth, 1955-57 (six games)
189	Phil Ford, 1975-78 (eight games)
186	Tyler Hansbrough, 2006-09 (10 games)
181	Larry Miller, 1966-68 (8 games)
166	Marcus Paige, 2013-16 (11 games)

### HIGHEST SCORING AVERAGE — CAREER

32.7	Lennie Rosenbluth, 1955-57 (196 points in six games)
23.6	Phil Ford, 1975-78 (189 points in eight games)
23.4	Charlie Scott, 1968-70 (164 points in seven games)
22.6	Larry Miller, 1966-68 (181 points in eight games)
22.6	Billy Cunningham, 1963-65 (113 points in five games)

### MOST FIELD GOALS MADE — GAME

19	Lennie Rosenbluth vs. Clemson, 1957 Quarterfinal
17	Charlie Scott vs. Duke, 1969 Championship
15	Billy Cunningham vs. South Carolina, 1964 Quarterfinal
15	Lennie Rosenbluth vs. South Carolina, 1957 Championship
14	Al Wood vs. Duke, 1980 Semifinal

### MOST FIELD GOALS MADE — TOURNAMENT


42	Lennie Rosenbluth, 1957 vs. Clemson (19), Wake Forest (8), South Carolina (15)
30	Brice Johnson, 2015
30	Larry Miller, 1968
29	Larry Miller, 1967
28	Charlie Scott, 1969

### MOST FIELD GOALS MADE — CAREER

73	Lennie Rosenbluth, 1955-57
69	Phil Ford, 1975-78
68	Larry Miller, 1966-68
59	Tyler Hansbrough, 2006-09
59	Walter Davis, 1974-77
59	Charlie Scott, 1968-70

### MOST FIELD GOALS ATTEMPTED — GAME

31	Lennie Rosenbluth vs. Clemson, 1957 Quarterfinal
30	Charlie Scott vs. Virginia, 1970 Quarterfinal
28	Larry Miller vs. South Carolina, 1968 Semifinal (OT)
28	Lennie Rosenbluth vs. Wake Forest, 1956 Semifinal
27	Al Wood vs. Duke, 1980 Semifinal
27	Lee Shaffer vs. Virginia, 1960 Quarterfinal



**LARRY MILLER** is the only Tar Heel to be a two-time MVP in the ACC Tournament, earning those honors in 1967 and 1968. Miller made 13 of 14 field goals vs. Duke in the '67 final, the best shooting performance by a Tar Heel in ACC Tournament history.

### MOST FIELD GOALS ATTEMPTED — TOURNAMENT

71	Lennie Rosenbluth, 1957
61	Larry Miller, 1968
57	Joseph Forte, 2001
57	Bobby Lewis, 1967
55	Luke Maye, 2018

### MOST FIELD GOALS ATTEMPTED — CAREER

140	Lennie Rosenbluth, 1955-57
133	Charlie Scott, 1968-70
131	Phil Ford, 1975-78
126	Larry Miller, 1966-68
122	Tyler Hansbrough, 2006-09

### HIGHEST FIELD GOAL PERCENTAGE — GAME (min. 10 made)

.929	Larry Miller, 13 of 14 vs. Duke, 1967 Championship
.833	Brice Johnson, 10 of 12 vs. Notre Dame, 2015 Championship
.833	Brandan Wright, 10 of 12 vs. Boston College, 2007 Semifinal
.769	Wayne Ellington, 10 of 13 vs. Clemson, 2008 Championship
.769	Dave Popson, 10 of 13 vs. Maryland, 1987 Quarterfinal

### HIGHEST FIELD GOAL PERCENTAGE — TOURNAMENT (min. 25 attempts)

.720	Brice Johnson, 18 of 25 in 2016
.692	Dave Popson, 18 of 26 in 1987
.688	Brandan Wright, 22 of 32 in 2007
.680	Matt Doherty, 17 of 25 in 1984
.667	Walter Davis, 22 of 33 in 1975

### HIGHEST FIELD GOAL PERCENTAGE — CAREER (min. 50 attempts)

.628	Isaiah Hicks, 32 of 51, 2014-17
.626	Brice Johnson, 57 of 91, 2013-16
.613	Antawn Jamison, 57 of 93, 1996-98
.610	Brad Daugherty, 36 of 59, 1983-86
.600	Rasheed Wallace, 36 of 60, 1994-95

### MOST 3-POINT FIELD GOALS MADE — GAME

6	P.J. Hairston vs. Miami, 2013 Championship
6	Harrison Barnes vs. Clemson, 2011 Semifinal (OT)
6	Jason Capel vs. Clemson, 2001 Quarterfinal
5	seven times (most recent: Brandon Robinson vs. Virginia Tech, .. 2020 First Round)



**WES MILLER, 2007 co-captain and currently the head coach at UNCG, shares the school record for career three-point percentage in ACC Tournament play. Miller made 7 of 10 from beyond the arc, including 2 for 2 against NC State in Carolina's win in the 2007 championship game.**

#### **MOST 3-POINT FIELD GOALS MADE — TOURNAMENT**

13	P.J. Hairston, 2013 vs. Florida State (5), Maryland (2), Miami (6)
12	Marcus Paige, 2015 vs. Boston College
11	Harrison Barnes, 2011
10	Joel Berry II, 2018
9	Shammond Williams, 1997
9	Donald Williams, 1995

#### **MOST 3-POINT FIELD GOALS MADE — CAREER**

27	Marcus Paige, 2013-16
22	Joel Berry II, 2015-18
22	Wayne Ellington, 2007-09
21	Donald Williams, 1992-95
20	Jeff Lebo, 1986-89

#### **MOST 3-POINT FIELD GOALS ATTEMPTED — GAME**

13	P.J. Hairston vs. Miami, 2013 Championship
12	Marcus Paige vs. Pitt, 2014 Quarterfinal
12	Donald Williams vs. Georgia Tech, 1993 Championship
11	Justin Jackson vs. Duke, 2017 Semifinal
11	Marcus Paige vs. Notre Dame, 2015 Championship
11	Shammond Williams vs. Maryland, 1998 Semifinal (OT)

#### **MOST 3-POINT FIELD GOALS ATTEMPTED — CAREER**

73	Marcus Paige, 2013-16
61	Donald Williams, 1992-95
53	Joel Berry II, 2015-18
44	Wayne Ellington, 2007-09
44	Shammond Williams, 1995-98

#### **HIGHEST 3-POINT FIELD GOAL PERCENTAGE — GAME (min. three made)**

1.000	Jason Capel, 6 of 6 vs. Clemson, 2001 Quarterfinal
1.000	Joel Berry II, 3 of 3 vs. Virginia, 2016 Championship
1.000	Wes Miller, 3 of 3 vs. Virginia, 2006 Quarterfinal
1.000	Jason Capel, 3 of 3 vs. Maryland, 1999 Semifinal
1.000	Jeff Lebo, 3 of 3 vs. Georgia Tech, 1989 Quarterfinal

#### **HIGHEST 3-POINT FIELD GOAL PERCENTAGE — GAME (min. five made)**

1.000	Jason Capel, 6 of 6 vs. Clemson, 2001 Quarterfinal
.833	Brandon Robinson, 5 of 6 vs. Virginia Tech, 2020 First Round
.833	P.J. Hairston, 5 of 6 vs. Florida State, 2013 Quarterfinal
.833	Matt Doherty, 5 of 6 vs. Clemson, 1983 Quarterfinal
.750	Harrison Barnes, 6 of 8 vs. Clemson, 2011 Semifinal

#### **HIGHEST 3-POINT FIELD GOAL PERCENTAGE — TOURNAMENT (min. 10 attempts)**

.700	Joel Berry II, 7 of 10 in 2006 vs. Pitt, Notre Dame and Virginia
.700	Wes Miller, 7 of 10 in 2006 vs. Virginia and Boston College
.636	Hubert Davis, 7 of 11 in 1991 vs. Clemson, Virginia and Duke
.615	Jason Capel, 8 of 13 in 2001 vs. Clemson, Georgia Tech and Duke
.600	Matt Doherty, 6 of 10 in 1983 vs. Clemson and NC State

#### **HIGHEST 3-POINT FIELD GOAL PERCENTAGE — CAREER (min. 40 attempts)**

.500	Wayne Ellington, 22 of 44 in 2007-09
.500	Jeff Lebo, 20 of 40 in 1986-89
.415	Joel Berry II, 22 of 53 in 2015-18
.386	Shammond Williams, 17 of 44 in 1995-98
.370	Marcus Paige, 27 of 73 in 2013-16

#### **MOST FREE THROWS MADE — GAME**

17	Charlie Scott vs. Virginia, 1970 Quarterfinal
15	Phil Ford vs. Clemson, 1975 Semifinal (OT)
13	Lennie Rosenbluth vs. Virginia, 1956 Quarterfinal
12	Tyler Hansbrough vs. Florida State, 2009 Semifinal
11	nine times (latest by Tyler Hansbrough vs. NC State, 2007 Championship)

#### **MOST FREE THROWS MADE — TOURNAMENT**

30	Pete Brennan, 1958 vs. Clemson (8), NC State (11), Maryland (11)
26	Phil Ford, 1975
23	Jerry Stackhouse, 1994
22	Tyler Hansbrough, 2009
22	Lennie Rosenbluth, 1957

#### **MOST FREE THROWS MADE — CAREER**

68	Tyler Hansbrough, 2006-09
51	Phil Ford, 1975-78
50	Lennie Rosenbluth, 1955-57
48	Pete Brennan, 1956-58
46	Charlie Scott, 1968-70

#### **MOST FREE THROWS ATTEMPTED — GAME**

21	Charlie Scott vs. Virginia, 1970 Quarterfinal
18	Phil Ford vs. Clemson, 1975 Semifinal (OT)
16	Raymond Felton vs. Georgia Tech, 2004 Semifinal
16	Lennie Rosenbluth vs. Virginia, 1956 Quarterfinal
15	Skippy Winstead vs. NC State, 1954 Quarterfinal

#### **MOST FREE THROWS ATTEMPTED — TOURNAMENT**

37	Pete Brennan, 1958 vs. Clemson (9), NC State (14), Maryland (14)
33	Lennie Rosenbluth, 1957
30	Phil Ford, 1975
29	Jerry Stackhouse, 1994
25	Lennie Rosenbluth, 1956

#### **MOST FREE THROWS ATTEMPTED — CAREER**

84	Tyler Hansbrough, 2006-09
70	Lennie Rosenbluth, 1955-57
61	Pete Brennan, 1956-58
58	Phil Ford, 1975-78
57	Larry Miller, 1966-68

#### **HIGHEST FREE THROW PERCENTAGE — GAME**

1.000	Tyler Hansbrough, 11 of 11 vs. NC State, 2007 Championship
1.000	Bobby Lewis, 11 of 11 vs. Maryland 1966 Quarterfinal
1.000	Tyler Hansbrough, 10 of 10 vs. Virginia Tech, 2009 Semifinal
1.000	Rashad McCants, 10 of 10 vs. Georgia Tech, 2004 Quarterfinal
1.000	Phil Ford, 10 of 10 vs. Wake Forest, 1978 Semifinal
1.000	Isaiah Hicks, 9 of 9 vs. Miami, 2017 Quarterfinal
1.000	Tyler Hansbrough, 8 of 8 vs. Virginia Tech, 2008 Semifinal
1.000	Marvin Williams, 8 of 8 vs. Clemson, 2005 Quarterfinal
1.000	Max Owens, 8 of 8 vs. Duke, 1999 Championship
1.000	Jerry Stackhouse, 8 of 8 vs. Wake Forest, 1994 Semifinal (OT)
1.000	Eric Montross, 8 of 8 vs. Virginia, 1993 Semifinal
1.000	Scott Williams, 8 of 8 vs. Duke, 1988 Championship
1.000	Sam Perkins, 8 of 8 vs. NC State, 1982 Semifinal
1.000	York Larese, 8 of 8 vs. Virginia, 1960 Quarterfinal
1.000	Tommy Kearns, 8 of 8 vs. Maryland, 1958 Championship

#### **HIGHEST FREE THROW PERCENTAGE — TOURNAMENT (min. 15 attempts)**

1.000	Isaiah Hicks, 16 of 16 in 2017 vs. Miami (9 of 9) and Duke (7 of 7)
.950	Max Owens, 19 of 20 in 1999
.947	Shammond Williams, 18 of 19 in 1998
.944	Marvin Williams, 17 of 18 in 2005
.938	York Larese, 15 of 16 in 1960
.917	Tyler Hansbrough, 22 of 24 in 2009



**HIGHEST FREE THROW PERCENTAGE — CAREER (min. 50 attempts)**

.879	Phil Ford, 51 of 58 in 1975-78
.836	Charlie Scott, 46 of 55 in 1968-70
.810	Tyler Hansbrough, 68 of 84 in 2006-09
.790	Larry Miller, 45 of 57 in 1966-68
.787	Pete Brennan, 48 of 61 in 1956-58

**MOST REBOUNDS — GAME**

21	Lee Shaffer vs. Clemson, 1959 Quarterfinal
19	Pete Brennan vs. South Carolina, 1957 Championship
18	John Henson vs. Duke, 2011 Championship
18	Antawn Jamison vs. Duke, 1998 Championship
18	Brad Daugherty vs. Wake Forest, 1985 Quarterfinal (OT)

**MOST REBOUNDS — TOURNAMENT**

43	Joe Quigg, 1957 vs. Clemson (14), Wake Forest (14), South Carolina (15)
42	John Henson, 2011
41	Mitch Kupchak, 1975
39	Luke Maye, 2018
38	Rusty Clark, 1968

**MOST REBOUNDS — CAREER**

97	Eric Montross, 1991-94
97	Rusty Clark, 1967-69
86	George Lynch, 1990-93
86	Mitch Kupchak, 1973-76
84	Tyler Hansbrough, 2006-09

**MOST OFFENSIVE REBOUNDS — GAME**

9	Rasheed Wallace vs. Florida State, 1994 Quarterfinal
8	Tyler Hansbrough vs. Boston College, 2006 Semifinal
8	Eric Montross vs. Georgia Tech, 1993 Championship
8	George Lynch vs. Florida State, 1992 Semifinal
7	seven times (latest by Isaiah Hicks vs. Notre Dame, 2016 Semifinal)

**MOST OFFENSIVE REBOUNDS — TOURNAMENT**

17	John Henson, 2011 vs. Miami (6), Clemson (4) and Duke (7)
16	Eric Montross, 1994
15	Luke Maye, 2018
15	Rasheed Wallace, 1994
15	George Lynch, 1992

**MOST OFFENSIVE REBOUNDS — CAREER**

40	Eric Montross, 1991-94
36	George Lynch, 1990-93
31	Tyler Hansbrough, 2006-09
24	Luke Maye, 2016-19
24	Scott Williams, 1987-90
24	J.R. Reid, 1987-89

**MOST BLOCKED SHOTS — GAME**

6	Eric Montross vs. Florida State, 1994 Quarterfinal
5	Brice Johnson vs. Pittsburgh, 2016 Quarterfinal
5	John Henson vs. Miami, 2011 Quarterfinal
5	Rasheed Wallace vs. Maryland, 1995 Semifinal (OT)
5	Pete Budko vs. Maryland, 1979 Semifinal

**MOST BLOCKED SHOTS — TOURNAMENT**

12	Eric Montross, 1994 vs. Florida State (6), Wake Forest (3, OT), and Virginia (3)
9	John Henson, 2011
9	Brendan Haywood, 2001
8	Scott Williams, 1988
6	four times (most recently by Brice Johnson, 2016)

**MOST BLOCKED SHOTS — CAREER**

19	Eric Montross, 1991-94
17	Scott Williams, 1987-90
16	Brendan Haywood, 1998-2001
12	John Henson, 2010-12
12	Sam Perkins, 1981-84

**MOST ASSISTS — GAME**

13	Larry Brown vs. South Carolina, 1963 Quarterfinal
12	Kendall Marshall vs. Maryland, 2012 Quarterfinal
11	Ed Cota vs. Duke, 1999 Championship
11	King Rice vs. Virginia, 1990 Quarterfinal (OT)
10	eight times (most recently by Marcus Paige vs. Florida State, 2013 Quarterfinal)

**MOST ASSISTS — TOURNAMENT**

31	Kendall Marshall, 2012 vs. Maryland (12), NC State (10) and Florida State (9)
29	Ed Cota, 1999
24	Marcus Paige, 2015
23	Kendall Marshall, 2011
23	Derrick Phelps, 1992

**MOST ASSISTS — CAREER**

68	Ed Cota, 1997-2000
54	Marcus Paige, 2013-16
54	Kendall Marshall, 2011-12
54	Derrick Phelps, 1991-94
47	Theo Pinson, 2015-18

**MOST STEALS — GAME**

7	Dudley Bradley vs. Duke, 1979 Championship
5	Tyler Hansbrough vs. Florida State, 2009 Semifinal
4	10 times (latest by Joel Berry II vs. Pittsburgh, 2016 Quarterfinal)

**MOST STEALS — TOURNAMENT**

10	Dudley Bradley, 1979 vs. Maryland (3) and Duke (7)
9	Theo Pinson, 2018
9	Derrick Phelps, 1994
8	Marcus Paige, 2015
8	Tyler Hansbrough, 2009
8	Rick Fox, 1989

**MOST STEALS — CAREER**

24	Derrick Phelps, 1991-94
22	Tyler Hansbrough, 2006-09
17	Jeff Lebo, 1986-89
16	Marcus Paige, 2013-16
16	Rick Fox, 1988-91
16	Dudley Bradley, 1976-79

**MOST TURNOVERS — GAME**

9	Larry Brown vs. South Carolina, 1963 Quarterfinal
8	Raymond Felton vs. Maryland, 2003 Quarterfinal
8	Walter Davis vs. Wake Forest, 1975 Quarterfinal (OT)
8	Billy Cunningham vs. South Carolina, 1964 Quarterfinal
8	Larry Brown vs. South Carolina, 1962 Quarterfinal

**MOST TURNOVERS — TOURNAMENT**

17	Phil Ford, 1975 vs. Wake Forest (4, OT), Clemson (7, OT) and NC State (6)
16	Larry Brown, 1963
14	Kendall Marshall, 2011
13	Walter Davis, 1975
13	George Karl 1971

**MOST TURNOVERS — CAREER**

38	Phil Ford, 1975-78
32	Walter Davis, 1974-77
31	J.R. Reid, 1987-89
28	Ed Cota, 1997-2000
27	Derrick Phelps, 1991-94
27	Rick Fox, 1988-91

**MOST MINUTES PLAYED — GAME**

48	Joe Wolf vs. Virginia, 1987 Semifinal (2 OT)
46	Kenny Smith vs. Virginia, 1987 Semifinal (2 OT)
45	Jeff Lebo vs. Virginia, 1987 Semifinal (2 OT)
45	Larry Miller vs. South Carolina, 1968 Semifinal (OT)
45	Charlie Scott vs. South Carolina, 1968 Semifinal (OT)

**MOST WINS PLAYED — CAREER**

10	Joel Berry, 2015 (3), 2016 (3), 2017 (1) and 2018 (3)
10	Eric Montross, 1991 (3), 1992 (2), 1993 (2) and 1994 (3)
10	Derrick Phelps, 1991 (3), 1992 (2), 1993 (2) and 1994 (3)



## ACC TOURNAMENT

### Individual Tournament Records by Tar Heels

#### Most Points — Game

45 Lennie Rosenbluth vs. Clemson, 1957 Quarterfinal

#### Most Points — Championship Game

40 Charlie Scott vs. Duke, 1969

#### Most Field Goals Made — Game

19 Lennie Rosenbluth vs. Clemson, 1957 Quarterfinal (19 of 31)

#### Most Field Goals Made — Three-Game Tournament

42 Lennie Rosenbluth, 1957 (19 vs. Clemson, 8 vs. Wake Forest .. and 15 vs. South Carolina)

#### Highest Field Goal Percentage — Game

.929 Larry Miller vs. Duke, 1967 Championship (13 of 14)

#### Most Three-Pointers Without a Miss — Game (tied)

6 Jason Capel vs. Clemson, 2001 Quarterfinal

#### Most Three-Pointers Without a Miss — Championship Game

3 Joel Berry II vs. Virginia, 2016

#### Most Three-Pointers Made — Four-Game Tournament

12 Marcus Paige, 2015 (2 vs. Boston College, 3 vs. Louisville, 2 vs. Virginia and 5 vs. Notre Dame)

#### Most Free Throws Made — Game

17 Charlie Scott vs. Virginia, 1970 Quarterfinal (17 of 21)

#### Most Free Throws Made Without a Miss — Championship Game

11 Tyler Hansbrough vs. NC State, 2007 (11 of 11)

#### Most Free Throws Made — Game by a Freshman

15 Phil Ford vs. Clemson, 1975 Quarterfinal (15 of 18) (OT)

#### Most Free Throws Attempted — Game by a Freshman

18 Phil Ford vs. Clemson, 1975 Quarterfinal (15 of 18) (OT)

#### Most Offensive Rebounds — Championship Game

8 Eric Montross vs. Georgia Tech, 1993

#### Most Offensive Rebounds — Game by a Freshman

9 Rasheed Wallace vs. Florida State, 1994 Quarterfinal

#### Most Assists — Three-Game Tournament

31 Kendall Marshall, 2012 (12 vs. Maryland, 10 vs. NC State and 9 vs. Florida State)

#### Most Assists — Four-Game Tournament

24 Marcus Paige, 2015 (9 vs. Boston College, 5 vs. Louisville, 5 vs. Virginia and 5 vs. Notre Dame)

#### Most Assists — Career

68 Ed Cota, 1997-2000 (68 assists in 10 games)

#### Most Steals — Championship Game (tied)

7 Dudley Bradley vs. Duke, 1979

#### Freshman All-ACC Tournament Selections (11 of 30)

Phil Ford	1975*
Mike O'Koren	1977
Sam Perkins	1981*
Michael Jordan	1984
Jerry Stackhouse	1994*
Raymond Felton	2003
Tyler Hansbrough	2006
Wayne Ellington	2007
Ty Lawson	2007
Brandon Wright	2007*
Harrison Barnes	2011

#### Three-Time First-Team All-ACC Tournament (two of 15)

Phil Ford	1975*, 1976, 1977
Tyler Hansbrough	2006, 2008*, 2009

\* won Most Valuable Player honors

#### ACC Player of the Year and ACC Tournament MVP in same season (five of 22)

Lennie Rosenbluth	1957
Larry Miller	1967 and 1968
Antawn Jamison	1998
Tyler Hansbrough	2008



MARCUS PAIGE set four-game UNC records in the 2015 ACC Tournament for three-pointers (12) and assists (24). He had 14 points and five assists in this semifinal round win over Virginia.



## ACC TOURNAMENT Tournament Records Held by Carolina

### **Largest Margin of Victory — Championship Game**

37 vs. NC State, 1968 (UNC 87, NC State 50)

### **Largest Margin of Victory — Semifinals**

31 vs. Notre Dame, 2016 (UNC 78, Notre Dame 47)

### **Most Points — Half**

65 in second half vs. Clemson, 1983 Quarterfinal

### **Most Points — Two Teams in a Half**

109 in second half vs. Clemson, 1983 Quarterfinal (UNC 65, Clemson 44)

### **Most Points by Two Teams — Regulation Length Game**

190 in 1974 Semifinal – Maryland 105, UNC 85

### **Largest Halftime Deficit Overcome in a Win — Championship Game**

9 vs. Duke, 1969 (trailed 34-43, won 85-74)

### **Highest Field Goal Percentage — Two Teams in the Championship Game**

.581 vs. Virginia, 1982 (UNC 21 of 41, Virginia 22 of 33, combined 43 of 74)

### **Lowest Field Goal Percentage Allowed — Championship Game**

.279 by South Carolina, 1971 (17 of 61)

### **Lowest Field Goal Percentage — Two Teams Championship Game**

.336 vs. Duke, 2001 (UNC 19 of 65, Duke 27 of 72, combined 46 of 137)

### **Most Three-Pointers Made — Two Teams Championship Game (tied)**

25 vs. Miami, 2012 (UNC 13, Miami 12)

### **Lowest Three-Point FG Percentage Allowed — Championship Game**

.130 by Duke, 1989 (3 of 23, combined)

### **Lowest Three-Point FG Percentage — Two Teams Championship Game**

.188 vs. Duke, 1989 (UNC 3 of 9, Duke 3 of 23, combined 6 of 32)

### **Highest Free Throw Percentage — Championship Game (tied)**

1.000 – 12 of 12 vs. Georgia Tech, 1985

### **Highest Free Throw Percentage — Two Teams**

.922 vs. Maryland, 1979 Semifinal (UNC 22 of 23, MD 25 of 28, combined 46 of 51)

### **Highest Free Throw Percentage — Two Teams in Championship Game (tied)**

.912 vs. Georgia Tech, 1985 (UNC 12 of 12, GT 19 of 22, combined 31 of 34)

### **Most Free Throws Made — Two Teams in Championship Game**

68 in 1958 – Maryland 48, UNC 20

### **Fewest Free Throws Allowed**

1 by Virginia, 1982 Championship (tied)

### **Fewest Free Throws Made — Two Teams**

6 vs. Virginia, 1982 Championship (UNC 5, UVA 1)

### **Fewest Free Throws Attempted , Two Teams**

7 vs. Virginia, 1982 Championship (UNC 6, UVA 1)

### **Largest Rebound Margin — Game (tied)**

35 vs. Virginia, 1960 Quarterfinal (62-27)

### **Fewest Rebounds — Game**

11 vs. Duke, 1966 Semifinal

### **Fewest Rebounds — Two Teams**

28 vs. Duke, 1966 Semifinal (tied) (UNC 11, Duke 17)



**RONALD CURRY** had a career-high 10 assists as UNC set its ACC Tournament record with 26 assists vs. Clemson in a 2001 quarterfinal in Atlanta.

### **Most Assists — Game**

26 vs. Clemson, 2001 Quarterfinal

### **Most Assists — Championship Game (tied)**

24 vs. Duke, 1992

### **Fewest Steals — Game (tied)**

0 vs. NC State, 1997 Championship

0 vs. Maryland, 1995 Semifinal (OT)

### **Fewest Personal Fouls — Game**

6 vs. Duke, 1966 Semifinal

### **Most Turnovers — Championship Game**

26 vs. Duke, 1989

### **Fewest Turnovers — Championship Game (tied)**

3 vs. Virginia, 1982

### **Most Games**

150

### **Most Overtime Games**

13

### **Most Overtime Wins**

9

### **Most Championship Game Appearances**

35

### **Most Championship Game Appearances by Head Coach**

21 by Dean Smith (tied)

### **Most Players Named MVP**

18

### **Most First-Team All-Tournament Selections**

87

### **Most All-Tournament Selections (first and second team)**

153 (87 first, 66 second)

### **Most First-Team All-Tournament Selections by Freshmen**

11

### **Most Seasons with No. 1 Seed**

26





## ACC TOURNAMENT Last Time it Happened...Carolina

### SCORING

**Scored 40 points:** 40 by Harrison Barnes vs. Clemson, 2011 SF (OT)  
**Scored 10 points in overtime:** 14 by Harrison Barnes vs. Clemson, 2011 SF  
**Two players scored 25 points:** Sean May (27) and Rashad McCants (25) vs. Georgia Tech, 2005 SF  
**Non-starter scored 20 or more points:** 25 by Shammond Williams vs. Maryland, 1998 SF (OT)  
**Six players in double figures:** J.R. Reid (14), Jeff Lebo (13), Kevin Madden (12), Rick Fox (11), Scott Williams (11) and Steve Bucknall (10) vs. Duke, 1989 CH  
**One player in double figures:** Kris Lang (14) vs. Duke, 2002 QF  
**UNC scored 50 points/half:** 50 in 2nd half vs. Miami, 2018 QF  
**UNC scored 50 points/both halves:** 51 in each half vs. Maryland, 1993 QF  
**UNC scored 100 points:** 102 vs. Maryland, 1993 QF (won, 102-66)  
**UNC scored less than 25 points/half:** 22 in 1st half vs. Syracuse, 2020 2nd  
**UNC scored less than 50 pts/game:** 48 vs. Duke, 2002 QF (lost 48-60)

### FIELD GOAL SHOOTING

**UNC shot 60 percent/half:** 61.5 (16x26), 2nd half vs. Pitt, 2016 QF  
**UNC shot 60 percent/game:** 62.5 (40x64) vs. Maryland, 1979 SF  
**UNC shot under 30 percent/half:** 25.8 (8x31) 1st vs. Syracuse, 2020 2nd  
**UNC shot under 30 percent/game:** 29.2 (19x65) vs. Duke, 2001 CH  
**UNC shot under 40 percent/game and won:** 39.4 (28x71) vs. Duke, 2018 SF  
**UNC shot 50 percent and lost:** 53.0 (35x66) vs. Notre Dame, 2015 CH

### THREE-POINTERS

**Made 5 three-pointers:** 5 by Brandon Robinson (attempted 6) vs. Virginia Tech, 2020 1st  
**Made 6 three-pointers:** 6 by P.J. Hairston (attempted 13) vs. Miami, 2013 CH  
**Attempted 10 three-pointers:** 11 by Justin Jackson vs. Duke, 2017 SF  
**UNC made more than 10 three-pointers:** 13 vs. Miami (attempted 29), 2013 CH  
**UNC made one three-pointer:** 1 vs. Wake Forest, 2000 QF (attempted 8)  
**UNC shot 60 percent 3FG (min. 10 att.):** 60.0 (6x10) vs. NC State, 2007 CH

### FREE THROWS

**Made 10 for 10 or better:** Tyler Hansbrough (10x10) vs. Virginia Tech, 2009 QF  
**UNC shot 90 percent: (min. 10 att.):** 90.9 (10x11) vs. Miami, 2013 CH  
**UNC shot under 50 percent:** 47.8 (11x23) vs. Georgia Tech, 1982 QF  
**UNC made 30 free throws:** 37 vs. Clemson, 2005 QF (attempted 47)  
**UNC made less than 10 FTs:** 5 vs. Notre Dame, 2015 CH  
**UNC made less than five FTs:** 2 vs. NC State, 1987 CH (attempted 4)  
**UNC attempted 40 free throws:** 47 vs. Clemson, 2005 QF (made 37)  
**UNC attempted less than 10 FTs:** 7 vs. Notre Dame, 2015 CH  
**UNC attempted less than five FTs:** 4 vs. NC State, 1987 CH (made 2)

### REBOUNDS

**Had 15 rebounds:** 15 by Isaiah Hicks vs. Notre Dame, 2016 SF  
**Two players had double-figure rebounds:** Luke Maye (13) and Theo Pinson (11) vs. Miami, 2018 QF  
**Three players had double-figure rebounds:** Brendan Haywood (13), Joseph Forte (12) and Jason Capel (10) vs. Duke, 2001 CH  
**UNC had 20 offensive rebounds:** 22 vs. Duke, 2017 SF  
**UNC had 50 rebounds:** 52 vs. Miami, 2018 QF  
**UNC had 60 rebounds:** 66 vs. Clemson, 1969 QF

### DOUBLE-DOUBLES

**Double-double by a non-starter:** Isaiah Hicks (11 pts/15 reb) vs. Notre Dame, 2016 SF  
**Two players had double-doubles:** Rashad McCants (12 pts/11 reb) and Raymond Felton (20 pts/10 assists) vs. Maryland, 2003 QF  
**Points & assists:** Kendall Marshall (12 pts/10 assists) vs. NC State, 2012 SF  
**Points & assists/consecutive games:** Kendall Marshall (13 pts/12 assists) vs. Maryland, 2012 QF and (12 pts/10 assists) vs. NC State, 2012 SF  
**Points & rebounds by a guard:** Joseph Forte (14 pts/12 reb) vs. Duke, 2001 CH



ISAIAH HICKS grabbed 15 rebounds against Notre Dame in the 2016 ACC Tournament semifinals. UNC won 78-47 and went on to win the title.

### ASSISTS

**Had 10 or more assists:** 10 by Marcus Paige vs. Florida State, 2013 QF  
**Had 10 or more assists/consecutive games:** 12 by Kendall Marshall vs. Maryland, 2012 QF, and 10 vs. NC State, 2012 SF  
**Had 20 points and 10 assists:** Raymond Felton (20 pts/10 assists) vs. Maryland, 2003 QF  
**UNC had 25 assists:** 26 vs. Clemson, 2001 QF  
**UNC had 5 or fewer assists:** 4 vs. Duke, 1969 CH

### TURNOVERS

**Had more than 5:** 6 by Cole Anthony vs. Syracuse, 2020 2nd  
**UNC committed 20 or more and won:** 20 vs. Miami, 2011 QF  
**UNC committed 25 or more:** 26 vs. Duke, 1989 CH  
**UNC committed fewer than 5:** 3 vs. Virginia, 1982 CH

### BLOCKED SHOTS

**Blocked 5 or more shots:** 5 by Brice Johnson vs. Pitt, 2016 QF  
**UNC blocked 0 shots:** 0 vs. Duke, 2019 SF  
**UNC blocked 10 shots:** 10 vs. Florida State, 1994 QF

### STEALS

**Had 5 or more steals:** 5 by Tyler Hansbrough vs. Florida State, 2009 SF

### MISCELLANEOUS

**Played every minute:** Jimmy Black and Matt Doherty vs. Virginia, 1982 CH  
**UNC rallied from 10 points down in the second half to win:** trailed Clemson by 11 with 17:23 to play and won, 92-87, in overtime, 2011 SF (OT)  
**UNC committed 30 fouls:** 32 vs. Pitt, 2014 QF

### OVERTIME

**Played an overtime game:** 2011 SF vs. Clemson (won 92-87)  
**Lost an overtime game:** 1995 CH vs. Wake Forest (lost 80-82)  
**Played two overtimes:** 1987 SF vs. Virginia (won 84-82)

### SCORING MARGIN

**Won by 30 or more points:** beat Notre Dame, 78-47, 2016 SF  
**Lost by 20 or more points:** lost to Syracuse, 53-81, 2020 2nd



## REGULAR SEASON TOURNAMENTS, NIT RESULTS

### CAROLINA'S REGULAR-SEASON TOURNAMENT CHAMPIONSHIPS

Big Four Tournament — Greensboro	1971, 1977
Blue Grass Festival — Louisville, Ky.	1959
Cable Car Classic — Santa Clara, Calif.	1981
Camelia Bowl — Lafayette, La.	1949
Carolina Classic — Greensboro	1969
CBE Hall of Fame Classic — Kansas City, Mo.	2015
Central Fidelity Holiday Classic — Richmond, Va.	1987
Dallas Morning News Classic — Dallas, Texas	1986
Tournament of Champions — Charlotte	1988, 1992, 1993, 1994, 1995, 1999, 2000
Dixie Classic — Raleigh	1956, 1958, 1960
Maui Invitational — Lahaina, Maui	1999, 2004, 2008, 2016
ECAC Holiday Festival — New York City	1983
Far West Classic — Portland, Ore.	1968, 1976
Great Alaska Shootout — Anchorage, Alaska	1980, 1985, 1997
Greece Invitational — Various Sites	1983
Hall of Fame Tipoff — Uncasville, Conn.	2013
Harris Teeter Pepsi Challenge — Charlotte	1996, 1997
Kodak Classic — Rochester, N.Y.	1978
Las Vegas Invitational — Las Vegas	2007
Madrid International Tournament — Madrid, Spain	1971
NABC Classic — Chapel Hill	2000
Orange Bowl Classic — Miami	1985
Preseason NIT — New York City	1998, 2002
Rainbow Classic — Honolulu	1972, 1977, 1982
Red Lobster Classic — Orlando, Fla.	1990
Stanford Invitational — Stanford, Calif.	1983
Sugar Bowl Tournament — New Orleans	1971
Tampa Invitational — Tampa, Fla.	1967
World Invitation Club Tournament — London, England	1987

### TOURNAMENT MOST VALUABLE PLAYERS

**Pete Brennan:** Dixie Classic, 1957  
**Doug Moe:** Dixie Classic, 1960  
**Bob Lewis:** Tampa Invitational, 1966 (Co-Winner)  
**Larry Miller:** Tampa Invitational, 1966 (Co-Winner); Far West Classic, 1967  
**Al Wood:** Kodak Classic, 1978  
**Jimmy Black:** Cable Car Classic, 1981  
**Michael Jordan:** Greece Invitational, 1983  
**Sam Perkins:** Stanford Invitational, 1983; ECAC Holiday Festival, 1983  
**Brad Daugherty:** Great Alaska Shootout, 1985  
**Jeff Lebo:** Central Fidelity Holiday Classic, 1987  
**Rick Fox:** Diet Pepsi Tournament of Champions, 1988; Red Lobster Classic, 1990  
**George Lynch:** Diet Pepsi Tournament of Champions, 1992  
**Eric Montross:** Diet Pepsi Tournament of Champions, 1993  
**Jerry Stackhouse:** Diet Pepsi Tournament of Champions, 1994  
**Jeff McInnis:** Diet Pepsi Tournament of Champions, 1995  
**Antawn Jamison:** Harris Teeter Pepsi Challenge, 1996; Carrs Great Alaska Shootout, 1997; Harris Teeter Pepsi Challenge, 1997  
**Ed Cota:** Chase Preseason NIT, 1998  
**Jason Capel:** Food Lion MVP Classic, 1998; Orange Bowl Classic, 1999  
**Joseph Forte:** Maui Classic, 1999; NABC Classic, 2000; Hardee's Tournament of Champions, 2000  
**Kris Lang:** Food Lion MVP Classic, 1999  
**Rashad McCants:** Preseason NIT, 2002  
**Raymond Felton:** Maui Invitational, 2004  
**Tyler Hansbrough:** Las Vegas Invitational, 2007  
**Ty Lawson:** Maui Invitational, 2008  
**Marcus Paige:** Hall of Fame Tipoff, 2013  
**Justin Jackson:** CBE Classic, 2015  
**Joel Berry II:** Maui Jim Maui Invitational, 2016



## NIT RESULTS

YEAR	DATE	ROUND	OPPONENT	W/L	SCORE	SITE	
1970	March 14	First	Manhattan	L	90-95	New York City	Madison Square Garden
1971	March 20	First	Massachusetts	W	90-49	New York City	Madison Square Garden
1971	March 22	Quarterfinal	Providence	W	86-79	New York City	Madison Square Garden
1971	March 25	Semifinal	Duke	W	73-67	New York City	Madison Square Garden
1971	March 27	Championship	Georgia Tech	W	84-66	New York City	Madison Square Garden
1973	March 17	First	Oral Roberts	W	82-65	New York City	Madison Square Garden
1973	March 20	Quarterfinal	Massachusetts	W	73-63	New York City	Madison Square Garden
1973	March 24	Semifinal	Notre Dame	L	71-78	New York City	Madison Square Garden
1973	March 25	Third Place	Alabama	W	88-69	New York City	Madison Square Garden
1974	March 16	First	Purdue	L	71-82	New York City	Madison Square Garden
2003	March 18	First	DePaul	W	83-72	Chapel Hill	Smith Center
2003	March 24	Second	Wyoming	W	90-74	Chapel Hill	Smith Center
2003	March 26	Quarterfinal	Georgetown	L	74-79	Chapel Hill	Smith Center
2010	March 16	First	William and Mary	W	80-72	Chapel Hill	Carmichael Arena
2010	March 20	Second	Mississippi State	W	76-74	Starkville, Miss.	Humphrey Coliseum
2010	March 23	Quarterfinal	Alabama-Birmingham	W	60-55	Birmingham, Ala.	Bartow Arena
2010	March 30	Semifinal	Rhode Island	W (ot)	68-67	New York City	Madison Square Garden
2010	April 1	Championship	Dayton	L	68-79	New York City	Madison Square Garden



# FINAL POLL RANKINGS

YEAR (HEAD COACH)	MEDIA POLL STARTED IN 1949	COACHES POLL STARTED IN 1951
1955-56	15	11
1956-57	1	1
1957-58	13	12
1958-59	9	6
1959-60	Not Ranked	14
1960-61	5	6
1961-62 (Dean Smith)	Not Ranked	Not Ranked
1962-63	Not Ranked	Not Ranked
1963-64	Not Ranked	Not Ranked
1964-65	Not Ranked	Not Ranked
1965-66	Not Ranked	Not Ranked
1966-67	4	3
1967-68	4	4
1968-69	4	2
1969-70	Not Ranked	Not Ranked
1970-71	13	13
1971-72	2	2
1972-73	11	12
1973-74	12	8
1974-75	9	10
1975-76	8	6
1976-77	5	3
1977-78	16	10
1978-79	9	3
1979-80	15	15
1980-81	6	6
1981-82	1	1
1982-83	8	8
1983-84	1	1
1984-85	7	7
1985-86	8	8
1986-87	2	3
1987-88	7	8
1988-89	5	4
1989-90	Not Ranked	Not Ranked
1990-91	4	4
1991-92	18	12
1992-93	4	1
1993-94	1	9
1994-95	4	3
1995-96	25	24
1996-97	4	4
1997-98 (Bill Guthridge)	1	3
1998-99	13	18
1999-00	Not Ranked	11
2000-01 (Matt Doherty)	6	10
2001-02	Not Ranked	Not Ranked
2002-03	Not Ranked	Not Ranked
2003-04 (Roy Williams)	18	22
2004-05	2	1
2005-06	10	14
2006-07	4	tied 5
2007-08	1	3
2008-09	2	1
2009-10	Not Ranked	Not Ranked
2010-11	7	8
2011-12	4	6
2012-13	Not Ranked	Not Ranked
2013-14	19	21
2014-15	15	12
2015-16	3	2
2016-17	6	1
2017-18	10	14
2018-19	3	9
2019-20	Not Ranked	Not Ranked



WAYNE ELLINGTON averaged 16.6 points in 2008 in leading UNC to a school-record 36 wins. Carolina won the ACC Tournament that year to secure the No. 1 ranking in the final Associated Press poll. The Tar Heels have finished No. 1 in the AP poll in 1957, 1982, 1984, 1994, 1998 and 2008.





# ASSOCIATED PRESS & COACHES' POLL NOTES

## CAROLINA AND THE AP POLL

- Since the inception of the Associated Press poll (prior to the 1948-49 season), Carolina has been ranked in the AP poll 923 times, more than any school.
- The Tar Heels have appeared in 76.7 percent of the AP polls, a higher percentage than any school in college basketball history.
- Carolina has been ranked in the Top 5 in the AP poll 433 times, second most behind Kentucky (463).
- Carolina has been ranked in the Top 10 of the AP poll 686 times, third most behind Kentucky (710) and Duke (694).
- The Tar Heels have been ranked in the Top 10 in the AP poll at least once in 57 of the poll's 72 seasons.
- Carolina has finished in the Top 10 of the AP poll 38 times, including 27 of the last 40 years.
- Carolina's 106-week streak of being ranked in the AP poll that ended during the 2019-20 season was the third longest in UNC history and the sixth longest in ACC history.
- UNC has compiled three streaks of 100 or more weeks being ranked in the AP poll, including 172 weeks from 11/1/90 to 1/18/2000; 171 weeks from 12/5/72 to 12/14/82; and 106 weeks from 2/24/14 to 12/16/2019.
- Carolina has two of the five-longest streaks of being ranked in the AP poll (the fourth and fifth longest at 172 and 171 weeks, respectively).

## THE TAR HEELS AND THE NO. 1 RANKING IN THE AP POLL

- The Tar Heels have been ranked No. 1 in the AP poll 110 times. That is fourth most behind Duke (144), UCLA (134) and Kentucky (125).
- Carolina is 188-31 as the No. 1 team in the AP poll.
- UNC became the first-ever unanimous preseason No. 1 in the AP poll in 2008-09. The Tar Heels also were ranked No. 1 in the preseason in 2007-08. UNLV (1989-90 and 1990-91), Kentucky (2013-14 and 2014-15) and Duke (2016-17 and 2017-18) were also ranked preseason No. 1 in back-to-back seasons.
- Carolina has been ranked No. 1 in the final AP poll six times — in 1957, 1982, 1984, 1994, 1998 and 2008.
- Carolina and Duke have both been ranked No.1 in the preseason AP poll nine times, more than any other school. UCLA is third with eight and Kentucky is fourth with six pre-season No. 1s. UNC was No. 1 in the pre-season AP poll in 1977-78, 1981-82, 1983-84, 1986-87, 1993-94, 2007-08, 2008-09, 2011-12 and 2015-16.
- Four times the Tar Heels were ranked No. 1 in the preseason and finished the season ranked No. 1 – in 1981-82, 1983-84, 1993-94 and 2007-08. UNC began the year No. 1 and finished No. 2 two times, No. 4 once and No. 16 in 1977-78.
- UNC was ranked No. 1 for three weeks in 2016, marking the 20th season in which the Tar Heels have reached the No. 1 spot in at least one AP poll. The AP has ranked Carolina No. 1 in the following seasons: 1957 (for eight weeks), 1958 (2), 1959 (1), 1978 (1), 1982 (11), 1983 (2), 1984 (16), 1986 (13), 1987 (3), 1988 (1), 1993 (2), 1994 (5), 1995 (6), 1998 (8), 2001 (2), 2007 (1), 2008 (14), 2009 (9), 2012 (3) and 2016 (3).
- Williams has a 50-7 record as head coach at Carolina in 29 weeks as the No. 1 team in the AP poll.
- Carolina has defeated the No. 1 team in the AP poll 14 times, most in NCAA history.

## CAROLINA AND THE COACHES' POLL

- The coaches' poll was first compiled in 1950-51. The coaches have ranked UNC at least once in the poll in 66 of 70 seasons, including each of the last 65 seasons, beginning in 1955-56.
- Carolina has been ranked No.1 by the coaches in 21 different seasons a total of 99 times. Those seasons include: 1957 (eight weeks), 1958 (2), 1959 (1), 1982 (9), 1983 (2), 1984 (9), 1986 (12), 1987 (3), 1988 (1), 1993 (3), 1994 (2), 1995 (6), 1998 (8), 2001 (2), 2005 (1), 2007 (1), 2008 (14), 2009 (10), 2012 (3), 2016 (4) and 2017 (1).
- The Tar Heels have been ranked in the Top 10 by the coaches in 57 of 70 seasons, including 35 consecutive seasons from 1966-67 to 2000-01.
- Carolina has finished No.1 in the coaches poll seven times – 1957, 1982, 1984, 1993, 2005, 2009 and 2017.



**JAMES WORTHY** led Carolina to the NCAA championship in 1981-82. That's one of four seasons UNC began and ended the season ranked No. 1 in the AP poll, and is the only one of those seasons when UNC also won the national championship. Worthy had 28 points in the title game vs. Georgetown.

## CAROLINA IN THE ASSOCIATED PRESS POLL

<b>Total Polls Ranked</b>	923
<b>Current Streak of Weeks in AP Poll</b>	—
<b>Weeks at No. 1</b>	110
<b>Weeks at No. 2</b>	81
<b>Weeks at No. 3</b>	84
<b>Weeks at No. 4</b>	87
<b>Weeks at No. 5</b>	71
<b>Weeks at No. 6</b>	58
<b>Weeks at No. 7</b>	52
<b>Weeks at No. 8</b>	54
<b>Weeks at No. 9</b>	54
<b>Weeks at No. 10</b>	35
<b>Top 5 Rankings</b>	433
<b>Top 10 Rankings</b>	686
<b>Longest Streak of Weeks Ranked</b>	172 from 1989-90 to 1999-2000
<b>Most Consecutive Weeks No. 1</b>	15 in 1983-84
<b>Seasons Ranked</b>	63 of 72
<b>Seasons Ranked in the Top 10 (in any week)</b>	57 of 72
<b>Seasons in Final Top 10</b>	38 of 72

## FINAL ASSOCIATED PRESS POLLS

### MOST TIMES RANKED NO. 1 IN THE FINAL AP POLL

10 – Kentucky  
8 – Duke  
8 – UCLA  
**6 – North Carolina**  
4 – Kansas

### MOST TIMES RANKED IN THE TOP 5 IN THE FINAL AP POLL

30 – Kentucky  
**24 – North Carolina**  
22 – Kansas  
18 – UCLA  
17 – Duke

### MOST TIMES RANKED IN THE TOP 10 IN THE FINAL AP POLL

45 – Kentucky  
**38 – North Carolina**  
38 – Duke  
31 – Kansas  
26 – UCLA

### MOST TIMES RANKED IN THE FINAL AP POLL

53 – Kentucky  
**51 – North Carolina**  
49 – Duke  
45 – Kansas  
41 – UCLA

## ALL ASSOCIATED PRESS POLLS

### MOST WEEKS RANKED IN THE AP POLL (OUT OF 1,204 TOTAL POLLS)

**923 – North Carolina (76.7 percent, the highest percentage of all teams)**  
918 – Kentucky  
833 – Duke  
786 – Kansas  
695 – UCLA

### MOST CONSECUTIVE WEEKS RANKED IN THE AP POLL

172 – 1989-90 to 1999-2000 (No. 4 in college basketball history)  
171 – 1972-73 to 1982-83 (No. 5 all-time)  
106 – 2013-14 to 2019-20 (No. 15 all-time)  
87 – 1984-85 to 1989-90 (No. 23 all-time)  
75 – 2005-06 to 2009-10 (No. 32 all-time)

### MOST TIMES RANKED NO. 1 IN ALL AP POLLS

144 – Duke  
134 – UCLA  
125 – Kentucky  
**110 – North Carolina**  
73 – Kansas

### MOST CONSECUTIVE WEEKS RANKED NO. 1 IN THE AP POLL

15 – 1983-84 (No. 10 all-time)  
13 – 1985-86 (No. 14 all-time)  
11 – 2007-08 to 2008-09 (No. 17 all-time)  
11 – 2007-08 (No. 17 all-time)  
10 – 1956-67 to 1957-58 (No. 22 all-time)

### MOST TIMES RANKED IN THE TOP 5 IN ALL AP POLLS

463 – Kentucky  
**433 – North Carolina**  
425 – Duke  
375 – Kansas  
311 – UCLA



MARVIN WILLIAMS dunks in the 2005 NCAA championship game in St. Louis. No. 2-ranked Carolina beat No. 1 Illinois. That was one of seven times UNC has played in a game that featured the top two teams in the AP poll – the Tar Heels are 7-0 in those games.

### MOST TIMES RANKED IN THE TOP 10 IN ALL AP POLLS

710 – Kentucky  
694 – Duke  
**686 – North Carolina**  
573 – Kansas  
461 – UCLA

### MOST CONSECUTIVE WEEKS RANKED IN THE TOP 10 IN THE AP POLL

62 – 2005-06 to 2009-10 (No. 10 all-time)  
62 – 1984-85 to 1988-89 (No. 10 all-time)  
57 – 1966-67 to 1969-70 (No. 12 all-time)  
54 – 1992-93 to 1994-95 (No. 13 all-time)  
25 – 1990-91 to 1991-92 (No. 84 all-time)

*information from collegepollarchive.com*

### NUMBER 1 VERSUS NUMBER 2 (UNC is 7-0 in 1 vs. 2 games)

Date	Result
3/23/57	No. 1 UNC 54, No. 2 Kansas 53 (3 OT) – NCAA championship
12/26/81	No. 1 UNC 82, No. 2 Kentucky 69
1/9/82	No. 1 UNC 65, No. 2 Virginia 60
2/4/86	No. 1 UNC 78, No. 2 Georgia Tech 77 (OT)
2/3/94	No. 2 UNC 89, No. 1 Duke 78
2/5/98	No. 2 UNC 97, No. 1 Duke 73
4/4/05	No. 2 UNC 75, No. 1 Illinois 70 – NCAA championship



# ASSOCIATED PRESS POLLS

YEAR	PRESEASON	2	3	4	5	6	7	8	9	10	11	12	13	14	15	16	17	18	19	20	POLL DATES
1948-49	-Not Ranked-																				1/20-3/8
1949-50	-Not Ranked-																				1/5-3/7
1950-51	-Not Ranked-																				12/19-3/7
1951-52	-Not Ranked-																				12/11-3/4
1952-53		-	-	-	-	-	-	18	12	-	-	-	-	-							12/16-3/10
1953-54	-Not Ranked-																				12/8-3/23
1954-55	-Not Ranked-																				12/7-3/8
1955-56		-	16	6	4	5	9	9	8	9	12	10	9	8	15	13					12/6-3/6
1956-57+^		6	3	2	2	2	2	1	1	1	1	1	1	1	1						12/11-3/12
1957-58		1	1	4	4	3	6	8	7	7	11	16	9	13	13						12/10-3/11
1958-59		13	10	3	4	3	3	2	2	2	2	1	3	5	9						12/9-3/9
1959-60		-	-	19	16	12	12	17	13	19	-	16	-								12/22-3/8
1960-61		5	10	11	6	7	6	4	5	6	7	7	5	5							12/13-3/7
1961-62	-Not Ranked-																				12/19-3/13
1962-63	-	-	-	-	-	-	10	-	-	-	-	-	-	-	-	-					12/4-3/12
1963-64	-Not Ranked-																				12/10-3/10
1964-65	13	-	-	-	-	-	-	-	-	-	-	-	-	-	-						12/8-3/9
1965-66	-Not Ranked-																				12/7-3/8
1966-67+	9	8	6	3	3	3	5	4	2	2	2	4	5	3	4						12/6-3/7
1967-68+	4	5	7	4	5	3	3	3	3	3	3	3	3	3	5	4					12/5-3/12
1968-69+	2	2	2	2	2	4	2	2	2	2	2	2	3	2	4						12/3-3/4
1969-70	7	5	7	4	4	4	7	9	9	7	10	13	19	-	-						12/9-3/10
1970-71	-	-	20	17	-	20	15	20	20	16	11	8	13	12	13	13					12/8-3/16
1971-72+	2	3	4	4	4	3	3	3	3	4	3	3	5	3	3	2					12/7-3/14
1972-73	-	13	11	13	11	9	7	4	3	8	6	6	6	7	8	11					12/5-3/13
1973-74	5	5	5	4	4	4	5	5	4	4	4	4	6	4	6	8	10	12			12/4-3/27
1974-75	11	9	8	10	8	8	15	14	14	10	12	11	13	14	12	7	6	9	9		12/3-4/2
1975-76	5	4	4	4	3	3	6	7	5	4	4	3	3	4	4	5	8				12/2-3/16
1976-77+	3	9	12	11	10	9	6	5	4	4	13	14	13	9	6	4	5				11/30-3/15
1977-78	1	2	2	5	3	2	2	2	5	3	6	7	11	8	10	11	16				11/29-3/13
1978-79	16	14	14	13	6	5	3	3	2	2	4	6	4	4	7	3	9				11/28-3/13
1979-80	6	8	8	8	6	6	15	9	13	11	11	11	8	10	15						12/4-3/4
1980-81+	13	10	10	8	6	6	16	17	12	11	10	13	11	12	6						12/2-3/10
1981-82+^	1	1	1	1	1	1	1	1	2	2	2	2	2	1	1						12/1-3/9
1982-83	3	15	17	17	-	-	18	11	3	3	1	1	3	11	8	5	8				11/30-3/15
1983-84	1	2	1	1	1	1	1	1	1	1	1	1	1	1	1	1	1				11/29-3/13
1984-85	-	19	16	13	10	7	9	5	6	8	11	15	13	13	8	6	7				11/27-3/12
1985-86	2	1	1	1	1	1	1	1	1	1	1	1	1	1	3	4	8				11/26-3/11
1986-87	1	1	5	4	4	4	3	3	2	1	3	3	3	2	2	2					12/2-3/10
1987-88	3	1	5	4	4	4	4	2	2	3	8	6	5	9	6	9	7				12/1-3/15
1988-89	6	5	10	8	8	8	7	6	8	13	7	3	6	8	5	5	9	5			11/22-3/14
1989-90	7	12	17	-	-	24	-	-	-	-	25	-	-	-	-	-	-				11/27-3/13
1990-91+	5	4	10	9	8	7	7	5	5	7	9	9	8	6	4	7	4				11/27-3/12
1991-92	8	6	5	5	9	8	8	8	14	10	11	9	6	4	10	16	20	18			11/25-3/16
1992-93+^	7	8	7	5	5	5	5	6	5	3	3	6	6	3	3	1	1	4			11/23-3/15
1993-94	1	1	4	2	2	2	2	2	1	4	4	2	1	2	4	5	4	1			11/22-3/14
1994-95+	2	2	2	1	1	1	1	1	4	3	3	2	1	2	3	2	4	4			11/21-3/13
1995-96	20	20	17	13	10	11	11	16	10	10	11	8	12	17	17	19	20	25			11/20-3/11
1996-97+	8	7	14	14	11	12	11	11	13	22	19	19	20	16	12	8	5	4			11/19-3/10
1997-98+	4	4	4	3	2	1	1	1	1	1	2	2	2	1	1	3	4	1			11/16-3/8
1998-99	11	10	9	3	7	7	7	9	11	9	10	10	12	12	14	14	15	13			11/15-3/8
1999-00+	6	5	4	2	7	7	6	13	14	13	21	-	-	-	-	-	-	-			11/15-3/13
2000-01	6	7	7	6	14	15	15	14	13	9	6	5	4	1	1	2	4	6	6		11/13-3/12
2001-02	19	-	-	-	-	-	-	-	-	-	-	-	-	-	-	-	-	-			11/12-3/11
2002-03	-	-	-	12	22	23	22	-	-	-	-	-	-	-	-	-	-	-			11/25-3/17
2003-04	9	9	9	10	7	4	9	9	12	9	7	12	17	14	16	12	14	16	18		11/11-3/15
2004-05^	4	4	11	9	8	5	4	4	3	3	6	3	2	2	4	2	2	2	2		11/22-3/15
2005-06	-	-	-	-	23	19	17	23	25	20	24	-	-	23	23	21	13	10	10		11/14-3/13
2006-07	2	2	2	7	3	3	2	2	2	1	4	4	3	5	4	5	8	8	4		11/14-3/12
2007-08+	1	1	1	1	1	1	1	1	1	1	1	5	4	3	5	3	3	1	1	1	11/12-3/17
2008-09+^	1	1	1	1	1	1	1	1	3	5	5	5	3	3	3	4	2	1	2		11/17-3/16
2009-10	6	6	11	10	11	10	10	9	9	12	24	-	-	-	-	-	-	-	-		11/16-3/15
2010-11	8	8	25	-	-	-	-	-	-	-	-	-	23	20	19	19	13	6	7		11/15-3/14
2011-12	1	1	1	5	4	5	5	5	3	3	8	7	5	5	8	7	6	4	4		11/14-3/12
2012-13	11	11	9	14	20	21	23	-	-	-	-	-	-	-	-	-	-	-	-		11/12-3/18
2013-14	12	12	24	16	-	18	14	19	19	-	-	-	-	-	-	19	14	15	19		11/11-3/17
2014-15	6	6	5	12	21	24	20	19	18	15	15	13	12	12	15	15	19	19	15		11/10-3/16
2015-16+	1	1	9	9	3	11	7	7	6	5	2	2	2	9	5	7	8	7	3		11/16-3/14
2016-17+^	6	5	4	3	7	7	8	9	14	11	9	9	12	8	10	8	5	6	6		10/31-3/14
2017-18	9	9	9	13	11	7	5	13	12	20	15	10	19	21	14	10	9	12	10		11/1-3/12
2018-19	8	7	7	11	14	12	9	14	15	12	13	11	9	8	8	8	5	3	3	3	11/5-3/18
2019-20	9	6	5	6	7	17	-	-	-	-	-	-	-	-	-	-	-	-	-		11/11-3/18

+ Final Four  
^ NCAA champion





# COACHES' POLLS

YEAR	PRESEASON	2	3	4	5	6	7	8	9	10	11	12	13	14	15	16	17	18	19	20	21	22	POLL DATES
1950-51		-	-	-	-	-	-	-	-	-	-	-	-	-	-	-	-	-	-	-	-	-	12/8-3/9
1951-52		-	-	-	-	-	-	-	-	-	-	-	-	-	-	-	-	-	-	-	-	-	12/6-3/11
1952-53		-	-	-	-	-	-	-	17	16	-	-	-	-	-	-	-	-	-	-	-	-	12/8-3/6
1953-54		-	-	-	-	-	-	-	-	-	-	-	-	-	-	-	-	-	-	-	-	-	12/15-3/9
1954-55		-	-	-	-	-	-	-	-	-	-	-	-	-	-	-	-	-	-	-	-	-	12/7-3/8
1955-56		-	-	8	4	4	10	11	6	8	12	10	9	8	11	-	-	-	-	-	-	-	12/6-3/6
1956-57^		3	2	2	2	2	2	2	1	1	1	1	1	1	1	1	1	-	-	-	-	-	12/5-3/12
1957-58		1	1	4	3	3	5	8	7	6	10	14	11	15	12	-	-	-	-	-	-	-	12/10-3/11
1958-59		19	14	5	5	4	4	2	2	2	2	1	4	5	6	-	-	-	-	-	-	-	12/9-3/9
1959-60		5	5	11	11	12	11	11	11	11	11	11	12	9	14	-	-	-	-	-	-	-	12/8-3/8
1960-61		5	3	7	11	5	7	6	4	4	5	7	5	6	6	-	-	-	-	-	-	-	12/6-3/7
1961-62		-	-	-	-	-	-	-	-	19	-	-	-	-	-	-	-	-	-	-	-	-	12/5-3/13
1962-63		-	-	-	20	14	12	-	-	-	-	-	-	-	-	-	-	-	-	-	-	-	12/4-3/12
1963-64		-	-	-	19	-	-	-	-	-	-	-	-	-	-	-	-	-	-	-	-	-	12/10-3/10
1964-65		19	-	-	-	-	-	-	-	-	-	-	-	-	-	-	-	-	-	-	-	-	12/8-3/9
1965-66		-	-	-	20	-	-	-	-	-	-	-	-	-	-	-	-	-	-	-	-	-	12/7-3/8
1966-67+		9	8	2	3	3	3	3	2	2	3	3	3	3	3	-	-	-	-	-	-	-	12/6-3/7
1967-68+		5	8	4	4	4	3	3	3	3	3	3	3	3	4	4	-	-	-	-	-	-	12/5-3/12
1968-69+		2	2	2	2	2	2	2	2	2	2	2	3	2	3	2	-	-	-	-	-	-	12/3-3/11
1969-70		8	9	4	4	5	6	10	8	6	8	13	16	19	-	-	-	-	-	-	-	-	12/9-3/10
1970-71		20	14	16	-	18	15	20	18	15	11	10	13	11	14	13	-	-	-	-	-	-	12/8-3/16
1971-72+		2	5	4	4	3	3	3	5	4	3	3	3	2	2	2	-	-	-	-	-	-	12/7-3/14
1972-73		12	9	14	12	9	6	4	3	8	6	6	6	7	7	12	-	-	-	-	-	-	12/5-3/13
1973-74		4	2	3	4	5	5	4	4	4	4	4	4	4	8	-	-	-	-	-	-	-	12/11-3/12
1974-75		5	9	8	8	12	14	14	11	11	10	12	13	13	10	-	-	-	-	-	-	-	12/10-3/11
1975-76		4	4	3	3	8	7	4	4	3	3	3	3	3	6	-	-	-	-	-	-	-	12/9-3/9
1976-77+		9	6	9	6	7	5	2	3	12	12	11	8	5	3	-	-	-	-	-	-	-	12/7-3/8
1977-78		2	4	3	2	2	2	4	3	3	7	8	8	9	10	-	-	-	-	-	-	-	12/6-3/6
1978-79		12	6	6	4	4	3	2	6	6	4	4	7	3	-	-	-	-	-	-	-	-	12/12-3/6
1979-80		7	8	9	4	4	15	10	12	11	11	11	8	9	15	-	-	-	-	-	-	-	12/4-3/4
1980-81+		8	6	7	6	13	17	18	11	10	9	13	10	11	6	-	-	-	-	-	-	-	12/2-3/10
1981-82^		1	1	1	1	1	1	1	2	2	2	2	2	1	1	-	-	-	-	-	-	-	12/8-3/9
1982-83		17	16	-	-	16	11	3	3	1	1	3	11	10	6	8	-	-	-	-	-	-	12/7-3/15
1983-84		2	2	2	2	2	2	1	1	1	1	1	1	1	1	1	-	-	-	-	-	-	12/6-3/13
1984-85		19	18	12	9	5	9	6	7	9	14	15	12	15	11	7	7	-	-	-	-	-	11/27-3/12
1985-86		1	1	1	1	1	1	1	1	1	1	1	1	3	3	8	-	-	-	-	-	-	12/3-3/11
1986-87		1	5	3	4	3	2	1	1	3	3	3	3	2	3	-	-	-	-	-	-	-	12/3-3/11
1987-88		1	4	4	4	3	3	2	2	3	7	5	5	9	6	9	8	-	-	-	-	-	12/1-3/15
1988-89		10	5	8	7	5	4	8	12	6	3	6	7	4	5	8	4	-	-	-	-	-	11/29-3/14
1989-90		10	15	-	20	19	-	-	-	-	18	-	-	-	-	-	-	-	-	-	-	-	11/27-3/13
1990-91+		4	10	10	8	7	7	5	5	8	9	9	8	6	4	8	4	-	-	-	-	-	11/27-3/12
1991-92		5	5	5	6	8	7	7	13	11	11	9	8	6	10	13	16	14	12	-	-	-	11/25-4/8
1992-93^		7	6	5	5	5	5	6	4	2	5	6	3	3	1	1	2	1	-	-	-	-	11/30-4/7
1993-94		5	2	2	2	2	2	1	3	4	2	1	4	4	3	2	-	-	-	-	-	-	11/29-3/14
1994-95+	2	2	1	1	1	1	1	2	3	3	2	1	2	2	2	3	5	-	-	-	-	-	11/28-3/13
1995-96	21	22	18	13	12	11	11	13	9	9	11	8	11	17	17	19	20	24	24	-	-	-	-4/3
1996-97+	7	12	14	11	13	10	9	12	21	18	18	18	17	14	9	6	5	4	-	-	-	-	-4/2
1997-98+	3	3	2	2	1	1	1	1	1	2	2	2	1	1	3	4	1	3	-	-	-	-	-4/1
1998-99	11	8	3	6	6	6	9	10	7	8	9	9	10	12	14	15	13	18	-	-	-	-	-3/31
1999-00+		5	6	2	7	9	7	14	14	21	-	-	-	-	-	-	-	11	-	-	-	-	-4/3
2000-01	4	7	6	12	15	16	16	14	11	6	6	4	1	1	2	4	5	5	10	-	-	-	11/20-4/3
2001-02	19	21	-	-	-	-	-	-	-	-	-	-	-	-	-	-	-	-	-	-	-	-	11/5-4/1
2002-03	-	-	14	22	24	23	-	-	-	-	-	-	-	-	-	-	-	-	-	-	-	-	11/25-3/17
2003-04	10	10	10	8	4	9	9	13	11	11	15	19	17	19	16	16	19	20	22	-	-	-	11/24-4/6
2004-05^	3	12	11	8	6	5	5	4	4	6	3	2	2	4	2	2	2	3	1	-	-	-	11/22-4/5
2005-06	-	-	-	24	20	19	25	25	20	23	25	-	24	23	21	15	10	12	14	-	-	-	11/21-4/4
2006-07	2	2	2	6	3	3	2	2	2	1	4	4	3	5	4	5	8	8	4	T-5	-	-	11/14-4/3
2007-08+	1	1	T-1	2	1	1	1	1	1	1	1	4	4	3	5	3	2	1	1	1	1	T-3	11/12-4/6
2008-09^	1	1	1	1	1	1	1	1	3	6	6	6	4	3	3	5	2	1	3	1	-	-	11/17-4/7
2009-10	4	4	12	11	10	10	10	9	9	13	23	-	-	-	-	-	-	-	-	-	-	-	11/16-4/6
2010-11	9	8	25	-	-	-	-	-	-	-	-	-	-	21	19	19	13	7	8	-	-	-	11/15-4/5
2011-12	1	1	1	5	6	6	6	6	4	3	8	7	6	5	7	7	6	4	5	6	-	-	11/14-4/3
2012-13	12	11	9	13	16	18	19	-	-	-	-	-	-	-	-	-	-	-	-	-	-	-	11/12-4/9
2013-14	11	11	19	16	25	21	18	19	19	-	-	-	-	-	-	-	21	14	15	21	-	-	11/11-4/8
2014-15	6	6	6	12	18	24	21	20	17	16	15	14	13	15	16	18	19	19	14	12	-	-	11/10-4/2
2015-16+	1	1	8	9	3	11	7	8	7	5	2	1	1	8	4	6	8	7	3	2	-	-	11/16-4/5
2016-17^	6	6	4	3	5	6	8	10	16	12	9	6	10	7	9	8	5	6	8	1	-	-	10/31-4/4
2017-18	9	no poll	9	11	10	7	4	14	11	18	14	10	17	22	16	10	9	11	9	14	-	-	10/22-4/3
2018-19	7	6	13	12	12	10	14	15	12	15	12	10	8	8	9	5	3	3	4	9	-	-	11/12-4/9
2019-20	11	4	4	7	16	23	-	-	-	-	-	-	-	-	-	-	-	-	-	-	-	-	10/24-3/16

+ Final Four

^ NCAA champion



# CAROLINA AS NO. 1 IN NATION (AP Poll)

DATE	OPPONENT (SITE KEY)	PLACE	W/L	UNC	DATE	OPPONENT (SITE KEY)	PLACE	W/L	UNC
<b>(1956-57)</b>					Feb. 9, 1984	Virginia	A	W	85-72
Jan. 30, 1957	Western Carolina	A	W	77-59	Feb. 12, 1984	Arkansas	PBA	L	64-65
Feb. 5, 1957	Maryland	A	W (2 OT)	65-61	Feb. 18, 1984	NC State	H	W	95-71
Feb. 9, 1957	Duke	H	W	75-73	Feb. 19, 1984	Maryland	H	W	78-63
Feb. 11, 1957	Virginia	A	W	68-59	Feb. 26, 1984	Clemson	A	W	82-71
Feb. 13, 1957	Wake Forest	H	W	72-69	Feb. 29, 1984	Georgia Tech	A	W	69-56
Feb. 19, 1957	NC State	H	W	86-75	Mar. 3, 1984	Duke	H	W (2 OT)	96-83
Feb. 22, 1957	South Carolina	H	W	75-62	Mar. 9, 1984	* Clemson	GB0 (7)	W	78-66
Feb. 26, 1957	Wake Forest	A	W	69-64	Mar. 10, 1984	* Duke	GB0 (7)	L	75-77
Mar. 1, 1957	Duke	A	W	86-72	Mar. 17, 1984	* Temple	CHAR (8)	W	77-66
Mar. 7, 1957	* Clemson	RAL (1)	W	81-61	Mar. 22, 1984	^ Indiana	ATL (13)	L	68-72
Mar. 8, 1957	* Wake Forest	RAL (1)	W	61-59	<b>(1985-86)</b>				
Mar. 9, 1957	* South Carolina	RAL (1)	W	95-75	Nov. 26, 1985	Iona	H	W	110-67
Mar. 12, 1957	^ Yale	NYC (2)	W	90-74	Nov. 29, 1985	Missouri	AN (14)	W	84-63
Mar. 15, 1957	^ Canisius	PHI (3)	W	87-75	Nov. 30, 1985	Purdue	AN (14)	W	73-62
Mar. 16, 1957	^ Syracuse	PHI (3)	W	67-58	Dec. 1, 1985	UNLV	AN (14)	W	65-60
Mar. 22, 1957	^ Michigan State	KC (4)	W (3 OT)	74-70	Dec. 7, 1985	Rutgers	GB0	W	114-71
Mar. 23, 1957	^ Kansas	KC (4)	W (3 OT)	54-53	Dec. 14, 1985	Ohio University	H	W	99-57
<b>(1957-58)</b>					Dec. 17, 1985	Jacksonville	A	W	69-65
Dec. 7, 1957	Clemson	H	W	79-55	Dec. 20, 1985	Stanford	H	W	89-55
Dec. 10, 1957	George Washington	A	W	86-59	Dec. 22, 1985	The Citadel	CHAR	W	104-51
Dec. 12, 1957	Furman	CHAR	W	91-74	Dec. 27, 1985	Manhattan	MIA (15)	W	129-45
Dec. 14, 1957	South Carolina	H	W	70-58	Dec. 28, 1985	Brown	MIA (15)	W	115-63
Dec. 20, 1957	Minnesota	LEX (5)	W	73-67	Dec. 31, 1985	Florida State	CHAR	W	109-64
Dec. 21, 1957	West Virginia	LEX (5)	L	64-75	Jan. 4, 1986	NC State	H	W	90-79
<b>(1958-59)</b>					Jan. 9, 1986	Fordham	NYC	W	92-68
Feb. 18, 1959	NC State	H	W	74-67	Jan. 11, 1986	Wake Forest	GB0	W	89-65
Feb. 21, 1959	Maryland	A	L	51-69	Jan. 14, 1986	Maryland	A	W	71-67
<b>(1977-78)</b>					Jan. 18, 1986	Duke	H	W	95-92
Nov. 28, 1977	Oregon State	CH	W	94-63	Jan. 19, 1986	Marquette	A	W	66-64
<b>(1981-82)</b>					Jan. 25, 1986	Georgia Tech	H	W	85-77
Nov. 28, 1981	Kansas	CHAR	W	74-67	Jan. 26, 1986	Notre Dame	H	W	73-61
Nov. 30, 1981	Southern California	GB0	W	73-62	Jan. 30, 1986	Virginia	A	L	73-86
Dec. 3, 1981	Tulsa	H	W	78-70	Feb. 1, 1986	Clemson	H	W	85-67
Dec. 12, 1981	South Florida	H	W	75-39	Feb. 4, 1986	Georgia Tech	A	W (OT)	78-77
Dec. 19, 1981	Rutgers	NYC	W	59-36	Feb. 8, 1986	Wake Forest	H	W	91-62
Dec. 26, 1981	Kentucky	ERNJ	W	82-69	Feb. 12, 1986	Clemson	A	W	79-64
Dec. 28, 1981	Penn State	SC (6)	W (OT)	56-50	Feb. 20, 1986	Maryland	H	L (OT)	72-77
Dec. 29, 1981	Santa Clara	A (6)	W	76-57	Feb. 23, 1986	NC State	A	L	65-76
Jan. 4, 1982	William & Mary	H	W	64-40	<b>(1986-87)</b>				
Jan. 6, 1982	Maryland	A	W	66-50	Nov. 28, 1986	Hawai'i	A (16)	W	98-78
Jan. 9, 1982	Virginia	H	W	65-60	Nov. 29, 1986	Hawai'i Loa	A (16)	W	118-80
Jan. 13, 1982	NC State	A	W	61-41	Dec. 1, 1986	UCLA	A	L	84-89
Jan. 16, 1982	Duke	A	W	73-63	Dec. 3, 1986	Stetson	H	W	100-64
Jan. 21, 1982	Wake Forest	H	L	48-55	Dec. 6, 1986	Miami	H	W	122-77
Jan. 23, 1982	Georgia Tech	A	W	66-54	Jan. 28, 1987	Clemson	A	W	108-99
Mar. 5, 1982	* Georgia Tech	GB0 (7)	W	55-39	Feb. 1, 1987	Notre Dame	A	L	58-60
Mar. 6, 1982	* NC State	GB0 (7)	W	58-46	<b>(1987-88)</b>				
Mar. 7, 1982	* Virginia	GB0 (7)	W	47-45	Dec. 3, 1987	Stetson	H	W	86-74
Mar. 13, 1982	^ James Madison	CHAR (8)	W	52-50	Dec. 5, 1987	Vanderbilt	A	L	76-78
Mar. 19, 1982	^ Alabama	RAL (9)	W	74-69	<b>(1992-93)</b>				
Mar. 21, 1982	^ Villanova	RAL (9)	W	70-60	Mar. 3, 1993	Wake Forest	H	W	83-65
Mar. 27, 1982	^ Houston	NO (10)	W	68-63	Mar. 7, 1993	Duke	H	W	83-69
Mar. 29, 1982	^ Georgetown	NO (10)	W	63-62	Mar. 12, 1993	* Maryland	CHAR (7)	W	102-66
<b>(1982-83)</b>					Mar. 13, 1993	* Virginia	CHAR (7)	W	74-56
Feb. 2, 1983	Clemson	A	W	84-81	Mar. 14, 1993	* Georgia Tech	CHAR (7)	L	75-77
Feb. 4, 1983	The Citadel	CHAR (11)	W	81-36	<b>(1993-94)</b>				
Feb. 5, 1983	Furman	CHAR (11)	W	78-43	Nov. 17, 1993	Western Kentucky	H (17)	W	101-87
Feb. 10, 1983	Virginia	H	W	64-63	Nov. 19, 1993	Cincinnati	H (17)	W	90-63
Feb. 13, 1983	Villanova	H	L	53-56	Nov. 24, 1993	Massachusetts	NYC (18)	L (OT)	86-91
<b>(1983-84)</b>					Nov. 26, 1993	Minnesota	NYC (18)	W	90-76
Nov. 26, 1983	Missouri	GB0	W	64-57	Jan. 12, 1994	Georgia Tech	A	L	69-89
Nov. 28, 1983	UT Chattanooga	H	W	85-63	Jan. 15, 1994	Clemson	H	W	106-62
Dec. 10, 1983	Syracuse	A	W	87-64	Feb. 10, 1994	Maryland	H	W	95-89
Dec. 21, 1983	Dartmouth	H	W	103-58	Feb. 12, 1994	Georgia Tech	H	L	89-96
Dec. 27, 1983	Iona	NYC (12)	W	74-61	Mar. 18, 1994	^ Liberty	MD (19)	W	71-51
Dec. 29, 1983	St. John's	A (12)	W	64-51	Mar. 20, 1994	^ Boston College	MD (19)	L	72-75
Jan. 5, 1984	Boston University	CHAR	W	87-54	<b>(1994-95)</b>				
Jan. 7, 1984	NC State	A	W	81-60	Dec. 8, 1994	Villanova	H	W	75-66
Jan. 12, 1984	Maryland	A	W	74-62	Dec. 17, 1994	VMI	H	W	129-89
Jan. 14, 1984	Wake Forest	GB0	W	70-62	Dec. 22, 1994	Hawai'i	A	W	88-76
Jan. 18, 1984	Virginia	H	W	69-66	Dec. 29, 1994	Old Dominion	A	W	98-79
Jan. 21, 1984	Duke	A	W	78-73	Dec. 31, 1994	UNC Asheville	H	W	85-77
Jan. 25, 1984	Wake Forest	H	W	100-63	Jan. 4, 1995	NC State	A	L	70-80
Jan. 28, 1984	Georgia Tech	H	W	73-61	Jan. 7, 1995	Maryland	H	W	100-90
Jan. 29, 1984	LSU	H	W	90-79	Feb. 7, 1995	Maryland	A	L	73-86
Feb. 1, 1984	Clemson	GB0	W	97-75	Feb. 12, 1995	Georgia Tech	A	W	85-81
Feb. 3, 1984	Furman	CHAR (11)	W	83-48					
Feb. 4, 1984	The Citadel	CHAR (11)	W	76-60					

DATE	OPPONENT (SITE KEY)	PLACE	W/L	UNC
<b>(1997-98)</b>				
Dec. 16, 1997	Hampton	H	W	92-69
Dec. 20, 1997	Florida State	A	W	81-73
Dec. 27, 1997	Georgia	A	W (OT)	82-80
Dec. 29, 1997	Bethune-Cookman	A	W	97-46
Jan. 3, 1998	Clemson	A	W	73-70
Jan. 8, 1998	Georgia Tech	H	W	96-75
Jan. 10, 1998	Virginia	H	W	81-73
Jan. 14, 1998	Maryland	A	L	89-83
Feb. 11, 1998	Virginia	A	W	60-45
Feb. 14, 1998	Maryland	H	W	85-67
Feb. 21, 1998	NC State	H	L	72-86
Mar. 12, 1998	^ Navy	HTF (20)	W	88-52
Mar. 14, 1998	^ UNC Charlotte	HTF (20)	W (OT)	93-83
Mar. 19, 1998	^ Michigan State	GBO (21)	W	73-58
Mar. 21, 1998	^ Connecticut	GBO (21)	W	75-64
Mar. 28, 1998	^ Utah	SA (22)	L	58-66
<b>(2000-01)</b>				
Feb. 6, 2001	Wake Forest	A	W	80-74
Feb. 10, 2001	Maryland	H	W	96-82
Feb. 18, 2001	Clemson	A	L	65-75
<b>(2006-07)</b>				
Jan. 10, 2007	Virginia	H	W	79-69
Jan. 13, 2007	Virginia Tech	A	L	88-94
<b>(2007-08)</b>				
Nov. 14, 2007	Davidson	A	W	72-68
Nov. 18, 2007	Iona	H	W	107-72
Nov. 20, 2007	SC State	H	W	110-64
Nov. 23, 2007	Old Dominion	LV (23)	W	99-82
Nov. 24, 2007	BYU	LV (23)	W	73-63
Nov. 28, 2007	Ohio State	A	W	66-55
Dec. 1, 2007	Kentucky	A	W	86-77
Dec. 5, 2007	Penn	A	W	106-71
Dec. 16, 2007	Rutgers	A	W	93-71
Dec. 19, 2007	Nicholls	H	W	88-78
Dec. 22, 2007	UC Santa Barbara	H	W	105-70
Dec. 27, 2007	Nevada	H	W	106-70
Dec. 30, 2007	Valparaiso	H	W	90-58
Jan. 2, 2008	Kent	H	W	90-61
Jan. 6, 2008	Clemson	A	W (OT)	90-88
Jan. 9, 2008	UNC Asheville	H	W	93-81
Jan. 12, 2008	NC State	H	W	93-62
Jan. 16, 2008	Georgia Tech	A	W	83-82
Jan. 19, 2008	Maryland	H	L	80-82
Mar. 4, 2008	Florida State	H	W	90-77
Mar. 8, 2008	Duke	A	W	76-68
Mar. 14, 2008	* Florida State	CHAR (24)	W	82-70
Mar. 15, 2008	* Virginia Tech	CHAR (24)	W	68-66
Mar. 16, 2008	* Clemson	CHAR (24)	W	86-81
Mar. 21, 2008	^ Mt. St. Mary's	RAL (25)	W	113-74
Mar. 23, 2008	^ Arkansas	RAL (25)	W	108-77
Mar. 27, 2008	^ Washington State	CHAR (26)	W	68-47
Mar. 29, 2008	^ Louisville	CHAR (26)	W	83-73
Apr. 5, 2008	^ Kansas	SA (22)	L	66-84
<b>(2008-09)</b>				
Nov. 15, 2008	Penn	H	W	86-71
Nov. 18, 2008	Kentucky	H	W	77-58
Nov. 21, 2008	UC Santa Barbara	A	W	84-67
Nov. 24, 2008	Chaminade	MAUI (27)	W	115-70
Nov. 25, 2008	Oregon	MAUI (27)	W	98-69
Nov. 26, 2008	Notre Dame	MAUI (27)	W	102-87
Nov. 30, 2008	UNC Asheville	H	W	116-48
Dec. 3, 2008	Michigan State	DET (28)	W	98-63
Dec. 13, 2008	Oral Roberts	H	W	100-84
Dec. 18, 2008	Evansville	H	W	91-73
Dec. 20, 2008	Valparaiso	CHI (29)	W	85-63
Dec. 28, 2008	Rutgers	H	W	97-75
Dec. 31, 2008	Nevada	A	W	84-61
Jan. 4, 2009	Boston College	H	L	78-85
Mar. 13, 2009	* Virginia Tech	ATL (30)	W	79-76
Mar. 14, 2009	* Florida State	ATL (30)	L	70-73
<b>(2011-12)</b>				
Nov. 11, 2011	Michigan State	USS CV (31)	W	67-55
Nov. 13, 2011	UNC Asheville	A	W	91-75
Nov. 20, 2011	Mississippi Valley State	H	W	101-75
Nov. 22, 2011	Tennessee State	H	W	102-69
Nov. 25, 2011	South Carolina	LV (23)	W	87-62
Nov. 26, 2011	UNLV	LV (23)	L	80-90
<b>(2015-16)</b>				
Nov. 13, 2015	Temple	ANNAP (31)	W	91-67
Nov. 15, 2015	Fairfield	H	W	92-65
Nov. 18, 2015	Wofford	H	W	78-58
Nov. 21, 2015	Northern Iowa	A	L	67-71

\* ACC Tournament, ^ NCAA Tournament

## CAROLINA AT NO. 1 IN THE ASSOCIATED PRESS POLL

SEASON	WEEKS	RECORD	COACH
1956-57	8	17-0	Frank McGuire
1957-58	2	5-1	Frank McGuire
1958-59	1	1-1	Frank McGuire
1977-78	1	1-0	Dean Smith
1981-82	11	22-1	Dean Smith
1982-83	2	4-1	Dean Smith
1983-84	16	26-3	Dean Smith
1985-86	13	24-3	Dean Smith
1986-87	3	5-2	Dean Smith
1987-88	1	1-1	Dean Smith
1992-93	2	4-1	Dean Smith
1993-94	5	6-4	Dean Smith
1994-95	6	7-2	Dean Smith
1997-98	8	13-3	Bill Guthridge
2000-01	2	2-1	Matt Doherty
2006-07	1	1-1	Roy Williams
2007-08	14	27-2	Roy Williams
2008-09	9	14-2	Roy Williams
2011-12	3	5-1	Roy Williams
2015-16	2	3-1	Roy Williams
	<b>110</b>	<b>188-31</b>	

Roy Williams has a 95-16 record when his teams are ranked No. 1 in the nation in the Associated Press poll. That includes a 50-7 record at UNC and a 45-9 record as head coach at Kansas.

**Carolina as No. 1:** 188-31

**By Decades:** 50s: 23-2, 70s: 1-0, 80s: 82-11, 90s: 30-10, 2000s: 52-8

**Home:** 69-7, **Away:** 47-13, **Neutral sites:** 72-11

**ACC Tournament:** 13-3, **NCAA Tournament:** 20-4

**vs. Boston College:** 0-2, **vs. Clemson:** 13-1, **vs. Duke:** 8-1, **vs. Florida State:** 4-1, **vs.**

**Georgia Tech:** 9-3, **vs. Maryland:** 9-5, **vs. N.C. State:** 7-3, **vs. Virginia:** 10-1; **vs. Virginia**

**Tech:** 2-1, **vs. Wake Forest:** 9-1

### Legend for Neutral Site Games

(1) ACC Tournament, Reynolds Coliseum, Raleigh

(2) NCAA East Regional, Madison Square Garden, New York City

(3) NCAA East Regional, The Palestra, Philadelphia

(4) NCAA Final Four, Municipal Auditorium, Kansas City, Mo.

(5) University of Kentucky Invitational Tournament, Memorial Coliseum, Lexington, Ky.

(6) Cable Car Classic, Toso Pavilion, Santa Clara, Calif.

(7) ACC Tournament, Greensboro Coliseum, Greensboro

(8) NCAA East Regional, Charlotte Coliseum, Charlotte

(9) NCAA East Regional, Reynolds Coliseum, Raleigh

(10) NCAA Final Four, The Louisiana Superdome, New Orleans

(11) North-South Doubleheader, Charlotte Coliseum, Charlotte

(12) ECAC Holiday Festival, Madison Square Garden, New York City

(13) NCAA East Regional, The Omni, Atlanta

(14) Great Alaska Shootout, Sullivan Arena, Anchorage, Alaska

(15) Orange Bowl Classic, James L. Knight Center, Miami

(16) Hawaii Thanksgiving Festival

(17) Pre-Season NIT

(18) Pre-Season NIT, Madison Square Garden, New York City

(19) NCAA East Regional, USAir Arena, Landover, Md.

(20) NCAA East Regional, Hartford Civic Center, Hartford, Conn.

(21) NCAA East Regional, Greensboro Coliseum, Greensboro

(22) NCAA Final Four, Alamodome San Antonio

(23) Las Vegas Invitational, Las Vegas

(24) ACC Tournament, Bobcats Arena, Charlotte

(25) NCAA East Regional, RBC Center, Raleigh

(26) NCAA East Regional, Bobcats Arena, Charlotte

(27) Maui Invitational, Lahaina Civic Center, Lahaina, Maui

(28) ACC/Big Ten Challenge, Ford Field, Detroit

(29) Windy City Classic, United Center, Chicago

(30) ACC Tournament, Georgia Dome, Atlanta

(31) Veterans Day Classic, Alumni Hall, Annapolis, Md.





# UNC VS. RANKED OPPONENTS (AP poll)

Date	Opponent (UNC/Oppt Rank)	Place	W-L	Score	Record
Jan. 6, 1949	NYU (-/20)	A	L	48-72	0-1
Feb. 19, 1949	NC State (-/18)	H	L	39-79	0-2
Mar. 4, 1949	# NC State (-/15)	DUR	L	40-43	0-3
Jan. 9, 1950	Kentucky (-/2)	A	L	44-86	0-4
Jan. 21, 1950	NC State (-/12)	H	L	57-61	0-5
Feb. 21, 1950	NC State (-/9)	A	L	44-70	0-6
Jan. 27, 1951	NC State (-/8)	A	L	58-71	0-7
Feb. 17, 1951	NC State (-/9)	H	L	53-68	0-8
Dec. 5, 1951	Duke (-/12)	A	L	59-77	0-9
Dec. 20, 1951	Illinois (-/3)	A	L	66-86	0-10
Dec. 28, 1951	NC State (-/19)	RAL	L	51-58	0-11
Feb. 6, 1952	West Virginia (-/12)	A	L	65-80	0-12
Feb. 29, 1952	Duke (-/15)	A	L	64-94	0-13
Jan. 24, 1953	NC State (-/8)	A	W	70-69	1-13
Feb. 21, 1953	NC State (-/15)	H	L	66-87	1-14
Mar. 5, 1953	# NC State (-/12)	RAL	L	54-86	1-15
Dec. 30, 1953	Oregon State (-/4)	RAL	L	53-65	1-16
Feb. 4, 1954	Duke (-/8)	A	L	47-63	1-17
Feb. 20, 1954	Duke (-/14)	H	L	63-67	1-18
Mar. 4, 1954	* NC State (-/18)	RAL	L	51-52	1-19
Dec. 27, 1954	Southern California (-/13)	RAL	W	67-58	2-19
Dec. 28, 1954	NC State (-/2)	RAL	L	44-47	2-20
Dec. 29, 1954	Duke (-/18)	RAL	W	65-52	3-20
Jan. 4, 1955	Alabama (-/13)	A	L	55-77	3-21
Jan. 18, 1955	NC State (-/2)	A	W	84-80	4-21
Feb. 12, 1955	Maryland (-/11)	A	L	61-63	4-22
Feb. 22, 1955	NC State (-/6)	H	L	75-79	4-23
Dec. 14, 1955	Alabama (16/5)	H	W	99-77	5-23
Dec. 30, 1955	Duke (4/8)	RAL	W	74-64	6-23
Dec. 31, 1955	NC State (4/3)	RAL	L	60-82	6-24
Jan. 18, 1956	NC State (9/3)	H	W	73-69	7-24
Feb. 4, 1956	Duke (9/10)	A	L	59-64	7-25
Feb. 21, 1956	NC State (10/6)	A	L	73-79	7-26
Feb. 24, 1956	Duke (9/11)	H	W	73-65	8-26
Mar. 2, 1956	* Wake Forest (8/20)	RAL	L	56-77	8-27
Dec. 28, 1956	Duke (2/9)	RAL	W	87-71	9-27
Feb. 13, 1957	Wake Forest (1/11)	H	W	72-69	10-27
Feb. 26, 1957	Wake Forest (1/13)	A	W	69-64	11-27
Mar. 8, 1957	* Wake Forest (1/20)	RAL	W	61-59	12-27
Mar. 15, 1957	^ Canisius (1/20)	PHI	W	87-75	13-27
Mar. 22, 1957	^ Michigan State (1/11)	KC	W (3 OT)	74-70	14-27
Mar. 23, 1957	^ Kansas (1/2)	KC	W (3 OT)	54-53	15-27
Dec. 20, 1957	Minnesota (1/10)	LEX	W	73-67	16-27
Dec. 21, 1957	West Virginia (1/8)	LEX	L	64-75	16-28
Dec. 26, 1957	St. Louis (4/18)	RAL	W	63-48	17-28
Dec. 28, 1957	NC State (4/13)	RAL	W	39-30	18-28
Jan. 11, 1958	Maryland (3/11)	A	L	61-74	18-29
Jan. 15, 1958	NC State (6/20)	H	L	57-58	18-30
Feb. 8, 1958	Duke (7/13)	H	L	75-91	18-31
Feb. 15, 1958	Notre Dame (11/17)	CHI	L	70-89	18-32
Feb. 18, 1958	NC State (11/9)	A	W	81-69	19-32
Feb. 22, 1958	Maryland (16/14)	H	W	66-59	20-32
Feb. 28, 1958	Duke (9/6)	A	L	46-59	20-33
Mar. 7, 1958	* NC State (13/14)	RAL	W	64-58	21-33
Mar. 8, 1958	* Maryland (13/17)	RAL	L	74-86	21-34
Dec. 20, 1958	Northwestern (10/6)	LOU	W	78-64	22-34
Dec. 30, 1958	Michigan State (3/7)	RAL	L	58-75	22-35
Dec. 31, 1958	Cincinnati (4/2)	RAL	W	72-68	23-35
Jan. 14, 1959	NC State (3/1)	A	W	72-68	24-35
Feb. 18, 1959	NC State (1/6)	H	W	74-67	25-35
Mar. 7, 1959	* NC State (5/10)	RAL	L	56-80	25-36
Dec. 18, 1959	Kentucky (-/13)	LEX	L	70-76	25-37
Dec. 19, 1959	St. Louis (-/7)	LEX	L	52-68	25-38
Dec. 29, 1959	Duke (-/18)	RAL	W	75-53	26-38
Dec. 30, 1959	Wake Forest (-/19)	RAL	L	50-53	26-39
Jan. 8, 1960	Wake Forest (19/8)	GBQ	W	62-59	27-39
Dec. 13, 1960	Kentucky (5/20)	GBQ	L	65-70	27-40
Dec. 16, 1960	Kansas State (5/20)	A	L	69-77	27-41
Dec. 17, 1960	Kansas (5/16)	A	W	78-70	28-41
Dec. 31, 1960	Duke (11/6)	RAL	W	76-71	29-41
Feb. 4, 1961	Duke (5/4)	A	L	77-81	29-42
Feb. 25, 1961	Duke (7/6)	H	W (OT)	69-66	30-42
Feb. 3, 1962	Duke (-/6)	A	L	57-79	30-43
Feb. 24, 1962	Duke (-/8)	H	L	74-82	30-44
Feb. 2, 1963	Duke (-/3)	H	L	69-77	30-45
Feb. 23, 1963	Duke (-/2)	A	L	93-106	30-46

Date	Opponent (UNC/Oppt Rank)	Place	W-L	Score	Record
Dec. 9, 1963	Kentucky (-/9)	A	L	80-100	30-47
Jan. 11, 1964	Duke (-/9)	A	L	64-84	30-48
Feb. 29, 1964	Duke (-/4)	H	L	69-104	30-49
Mar. 6, 1964	* Duke (-/4)	RAL	L	49-65	30-50
Dec. 7, 1964	Kentucky (13/11)	CHAR	W	82-67	31-50
Dec. 14, 1964	Vanderbilt (-/3)	GBQ	W	84-78	32-50
Jan. 9, 1965	Duke (-/8)	A	W	65-62	33-50
Feb. 27, 1965	Duke (-/5)	H	W	71-66	34-50
Dec. 11, 1965	Vanderbilt (-/4)	A	L	72-81	34-51
Jan. 8, 1966	Duke (-/1)	H	L	77-88	34-52
Feb. 26, 1966	Duke (-/2)	A	L	63-77	34-53
Mar. 4, 1966	* Duke (-/2)	RAL	L	20-21	34-54
Dec. 13, 1966	Kentucky (8/4)	A	W	64-55	35-54
Mar. 17, 1967	^ Princeton (4/5)	CP	W	78-70	36-54
Mar. 18, 1967	^ Boston College (4/9)	CP	W	96-80	37-54
Mar. 25, 1967	^ Houston (4/7)	LOU	L	62-84	37-55
Dec. 9, 1967	Vanderbilt (5/8)	A	L	76-89	37-56
Dec. 12, 1967	Kentucky (5/4)	GBQ	W	84-77	38-56
Dec. 16, 1967	Princeton (7/10)	GBQ	W	71-63	39-56
Dec. 29, 1967	Utah (5/7)	PORT	W	86-84	40-56
Mar. 2, 1968	Duke (3/10)	A	L (3 OT)	86-87	40-57
Mar. 15, 1968	^ St. Bonaventure (4/3)	RAL	W	91-72	41-57
Mar. 16, 1968	^ Davidson (4/8)	RAL	W	70-66	42-57
Mar. 23, 1968	^ UCLA (4/2)	LA	L	55-78	42-58
Dec. 7, 1968	Kentucky (2/3)	A	W	87-77	43-58
Dec. 9, 1968	Vanderbilt (2/12)	CHAR	W	100-78	44-58
Dec. 27, 1968	Villanova (2/8)	NYC	W	69-61	45-58
Feb. 26, 1969	South Carolina (2/8)	A	W	68-62	46-58
Mar. 13, 1969	Duquesne (4/9)	CP	W	79-78	47-58
Mar. 15, 1969	^ Davidson (4/5)	CP	W	87-85	48-58
Mar. 20, 1969	^ Purdue (4/6)	LOU	L	65-92	48-59
Mar. 22, 1969	^ Drake (4/11)	LOU	L	84-104	48-60
Dec. 8, 1969	Kentucky (7/2)	CHAR	L	87-94	48-61
Jan. 5, 1970	South Carolina (4/3)	A	L	52-65	48-62
Jan. 7, 1970	NC State (4/10)	A	W	78-69	49-62
Jan. 10, 1970	Duke (4/19)	H	W	86-78	50-62
Feb. 9, 1970	NC State (7/5)	H	W	88-86	51-62
Feb. 21, 1970	South Carolina (13/4)	H	L	62-79	51-63
Jan. 4, 1971	South Carolina (-/2)	H	W	79-64	52-63
Feb. 20, 1971	South Carolina (8/7)	A	L	66-72	52-64
Mar. 13, 1971	* South Carolina (13/6)	GBQ	L	51-52	52-65
Jan. 15, 1972	Virginia (3/8)	A	W	85-79	53-65
Jan. 29, 1972	Maryland (3/18)	H	W	92-72	54-65
Feb. 16, 1972	Maryland (3/19)	A	L (OT)	77-79	54-66
Feb. 26, 1972	Virginia (5/13)	H	W	91-78	55-66
Mar. 11, 1972	* Maryland (3/13)	GBQ	W	73-64	56-66
Mar. 16, 1972	^ South Carolina (2/6)	MOR	W	92-69	57-66
Mar. 18, 1972	^ Pennsylvania (2/3)	MOR	W	73-59	58-66
Mar. 23, 1972	^ Florida State (2/10)	LA	L	75-79	58-67
Mar. 25, 1972	^ Louisville (2/4)	LA	W	105-91	59-67
Dec. 11, 1972	Kentucky (13/8)	LOU	W	78-70	60-67
Dec. 16, 1972	NC State (11/6)	GBQ	L	61-68	60-68
Jan. 27, 1973	Maryland (3/4)	A	L	88-94	60-69
Feb. 5, 1973	NC State (8/2)	A	L	73-76	60-70
Feb. 14, 1973	Maryland (6/10)	H	W	95-85	61-70
Feb. 27, 1973	NC State (6/2)	H	L	78-82	61-71
Dec. 1, 1973	Houston (5/14)	GBQ	W	97-74	62-71
Dec. 10, 1973	Kentucky (5/10)	GBQ	W	101-84	63-71
Jan. 4, 1974	NC State (4/5)	GBQ	L	77-78	63-72
Jan. 22, 1974	NC State (5/3)	H	L	80-83	63-73
Jan. 26, 1974	Maryland (4/5)	H	W	82-73	64-73
Feb. 13, 1974	Maryland (4/6)	A	L	80-91	64-74
Feb. 26, 1974	NC State (6/1)	A	L	72-83	64-75
Mar. 8, 1974	* Maryland (6/4)	GBQ	L	85-105	64-76
Dec. 7, 1974	Houston (9/20)	A	W	96-87	65-76
Dec. 9, 1974	Kentucky (9/15)	LOU	L	78-90	65-77
Jan. 4, 1975	NC State (8/1)	GBQ	L	67-82	65-78
Jan. 18, 1975	NC State (14/4)	A	L (OT)	85-88	65-79
Jan. 25, 1975	Maryland (14/2)	A	W	69-66	66-78
Feb. 15, 1975	Maryland (11/3)	H	L	74-96	66-80
Feb. 25, 1975	NC State (13/7)	H	W	76-74	67-80
Mar. 7, 1975	* Clemson (12/14)	GBQ	W (OT)	76-71	68-80
Mar. 8, 1975	* NC State (12/8)	GBQ	W	70-66	69-80
Mar. 20, 1975	^ Syracuse (6/20)	PROV	L	76-78	69-81

Date	Opponent (UNC/Oppt Rank)	Place	W-L	Score	Record	Date	Opponent (UNC/Oppt Rank)	Place	W-L	Score	Record
Dec. 8, 1975	Kentucky (4/7)	CHAR	W	90-77	70-81	Jan. 13, 1985	SMU (5/4)	GB0	L	82-84	128-103
Jan. 14, 1976	Wake Forest (7/5)	H	W	99-75	71-81	Jan. 19, 1985	Duke (6/2)	H	L	77-93	128-104
Jan. 18, 1976	NC State (7/13)	H	L	67-68	71-82	Jan. 27, 1985	Georgia Tech (8/16)	H	L	62-66	128-105
Jan. 25, 1976	Maryland (5/2)	H	W (OT)	95-93	72-82	Feb. 13, 1985	Maryland (13/20)	A	W	60-54	129-105
Feb. 11, 1976	Maryland (3/4)	A	W	81-69	73-82	Feb. 27, 1985	Georgia Tech (8/10)	A	L	62-67	129-106
Feb. 24, 1976	NC State (3/15)	A	W	91-79	74-82	Mar. 2, 1985	Duke (8/5)	A	W	78-68	130-106
Mar. 13, 1976	^ Alabama (5/8)	DTX	L	64-79	74-83	Mar. 9, 1985	* NC State (6/18)	ATL	W	57-51	131-106
Nov. 26, 1976	NC State (3/15)	GB0	W	78-66	75-83	Mar. 10, 1985	* Georgia Tech (6/9)	ATL	L	54-57	131-107
Jan. 5, 1977	Clemson (6/16)	GB0	W	91-63	76-83	Dec. 1, 1985	UNLV (1/16)	AN	W	65-60	132-107
Jan. 13, 1977	Wake Forest (5/7)	A	W	77-75	77-83	Jan. 18, 1986	Duke (1/3)	H	W	95-92	133-107
Jan. 22, 1977	Maryland (4/13)	A	W	71-68	78-83	Jan. 25, 1986	Georgia Tech (1/4)	H	W	85-77	134-107
Jan. 26, 1977	Wake Forest (4/10)	H	L	66-67	78-84	Jan. 26, 1986	Notre Dame (1/16)	H	W	73-61	135-107
Jan. 29, 1977	Clemson (4/19)	A	L	73-93	78-85	Feb. 4, 1986	Georgia Tech (1/2)	A	W (OT)	78-77	136-107
Feb. 27, 1977	Louisville (9/10)	CHAR	W	96-89	79-85	Feb. 23, 1986	NC State (1/20)	A	L	65-76	136-108
Mar. 17, 1977	^ Notre Dame (5/10)	CP	W	79-77	80-85	Mar. 2, 1986	Duke (3/1)	A	L	74-82	136-109
Mar. 19, 1977	^ Kentucky (5/3)	CP	W	79-72	81-85	Mar. 20, 1986	^ Louisville (8/7)	HOU	L	79-94	136-110
Mar. 26, 1977	^ UNLV (5/4)	ATL	W	84-83	82-85	Dec. 20, 1986	Illinois (4/5)	H	W	90-77	137-110
Mar. 28, 1977	^ Marquette (5/7)	ATL	L	58-67	82-86	Dec. 29, 1986	Purdue (4/2)	DAL	W	88-86	138-110
Dec. 17, 1977	Cincinnati (5/6)	GB0	W	67-59	83-86	Jan. 10, 1987	Duke (3/17)	A	W	85-77	139-110
Jan. 7, 1978	Virginia (2/13)	A	W	76-61	84-86	Jan. 18, 1987	NC State (3/17)	H	W	96-78	140-110
Feb. 12, 1978	Providence (7/20)	A	L	59-61	84-87	Jan. 28, 1987	Clemson (1/14)	A	W	108-99	141-110
Feb. 25, 1978	Duke (8/13)	H	W	87-83	85-87	Feb. 21, 1987	Clemson (3/10)	H	W	96-80	142-110
Mar. 11, 1978	^ San Francisco (11/20)	TEMPE	L	64-68	85-88	Feb. 26, 1987	Duke (2/17)	H	W	77-71	143-110
Dec. 2, 1978	Duke (14/1)	GB0	L	68-78	85-89	Mar. 19, 1987	^ Notre Dame (2/18)	ERNJ	W	74-68	144-110
Dec. 16, 1978	Michigan State (13/3)	H	W	70-69	86-89	Mar. 21, 1987	^ Syracuse (2/10)	ERNJ	L	75-79	144-111
Jan. 13, 1979	Duke (3/7)	H	W	74-68	87-89	Nov. 21, 1987	Syracuse (3/1)	SPR	W (OT)	96-93	145-111
Jan. 14, 1979	Arkansas (3/10)	GB0	W	63-57	88-89	Jan. 21, 1988	Duke (2/9)	H	L	69-70	145-112
Jan. 17, 1979	NC State (2/14)	A	W	70-69	89-89	Jan. 24, 1988	NC State (2/20)	A	W	77-73	146-112
Jan. 20, 1979	Maryland (2/19)	A	W	54-53	90-89	Feb. 11, 1988	NC State (6/16)	H	W (OT)	75-73	147-112
Feb. 24, 1979	Duke (4/6)	A	L	40-47	90-90	Feb. 21, 1988	Temple (5/1)	H	L	66-83	147-113
Mar. 3, 1979	* Duke (7/5)	GB0	W	71-63	91-90	Mar. 2, 1988	Georgia Tech (6/13)	A	W	97-80	148-113
Dec. 1, 1979	Duke (6/3)	GB0	L	74-86	91-91	Mar. 6, 1988	Duke (6/9)	A	L	81-96	148-114
Dec. 22, 1979	Indiana (8/5)	A	W	61-57	92-91	Mar. 13, 1988	* Duke (9/8)	GB0	L	61-65	148-115
Jan. 5, 1980	Virginia (6/13)	A	L	82-88	92-92	Mar. 19, 1988	^ Loyola Marymount (7/15)	SLC	W	123-97	149-115
Jan. 12, 1980	Duke (15/1)	A	W	82-67	93-92	Mar. 25, 1988	^ Michigan (7/10)	SEA	W	78-69	150-115
Jan. 16, 1980	NC State (9/16)	H	W	67-64	94-92	Mar. 27, 1988	^ Arizona (7/2)	SEA	L	52-70	150-116
Jan. 26, 1980	Clemson (13/12)	H	W	73-70	95-92	Nov. 23, 1988	Missouri (5/13)	NYC	L	81-91	150-117
Feb. 23, 1980	Duke (8/17)	H	W	96-71	96-92	Nov. 25, 1988	Indiana (5/20)	NYC	W	106-92	151-117
Nov. 24, 1980	Georgetown (13/16)	AN	W	83-71	97-92	Dec. 2, 1988	Arizona (10/11)	CHAR	W	79-72	152-117
Nov. 30, 1980	Arkansas (13/20)	AN	W	64-58	98-92	Dec. 3, 1988	Missouri (10/8)	CHAR	W	76-60	153-117
Dec. 20, 1980	Indiana (8/11)	H	W	65-56	99-92	Dec. 19, 1988	UCLA (8/20)	H	W	104-78	154-117
Jan. 7, 1981	Maryland (16/8)	H	W	75-66	100-92	Jan. 18, 1989	Duke (13/1)	A	W	91-71	155-117
Jan. 10, 1981	Virginia (16/3)	A	L	57-63	100-93	Jan. 21, 1989	NC State (13/15)	H	W	84-81	156-117
Jan. 22, 1981	Wake Forest (17/3)	A	W	74-60	101-93	Feb. 9, 1989	NC State (6/17)	A	L	88-98	156-118
Feb. 3, 1981	Virginia (12/1)	H	L (OT)	79-80	101-94	Mar. 5, 1989	Duke (5/9)	H	L	86-88	156-119
Feb. 11, 1981	Wake Forest (10/7)	H	L	68-84	101-95	Mar. 12, 1989	* Duke (9/7)	ATL	W	77-74	157-119
Feb. 15, 1981	Maryland (10/19)	A	W	76-63	102-95	Mar. 23, 1989	^ Michigan (5/10)	LEX	L	87-92	157-120
Mar. 6, 1981	* Wake Forest (12/11)	MD	W	58-57	103-95	Nov. 26, 1989	Missouri (7/11)	MAUI	L	73-80	157-121
Mar. 7, 1981	* Maryland (12/20)	MD	W	61-60	104-95	Dec. 7, 1989	Georgetown (17/3)	ERNJ	L	81-93	157-122
Mar. 19, 1981	^ Utah (6/14)	A	W	61-56	105-95	Jan. 17, 1990	Duke (-/8)	H	W	79-60	158-122
Mar. 28, 1981	^ Virginia (6/5)	PHI	W	78-65	106-95	Jan. 20, 1990	NC State (-/19)	A	W	91-81	159-122
Mar. 30, 1981	^ Indiana (6/9)	PHI	L	50-63	106-96	Feb. 1, 1990	Georgia Tech (25/13)	A	L	75-102	159-123
Dec. 3, 1981	Tulsa (1/9)	H	W	78-70	107-96	Feb. 24, 1990	Clemson (-/23)	A	L	61-69	159-124
Dec. 26, 1981	Kentucky (1/2)	ERNJ	W	82-69	108-96	Feb. 28, 1990	Georgia Tech (-/11)	H	W	81-79	160-124
Jan. 9, 1982	Virginia (1/2)	H	W	65-60	109-96	Mar. 4, 1990	Duke (-/5)	A	W	87-75	161-124
Jan. 13, 1982	NC State (1/12)	A	W	61-41	110-96	Mar. 17, 1990	^ Oklahoma (-/1)	AUS	W	79-77	162-124
Jan. 30, 1982	NC State (2/17)	H	W	58-44	111-96	Mar. 22, 1990	^ Arkansas (-/7)	DAL	L	73-96	162-125
Feb. 3, 1982	Virginia (2/3)	A	L	58-74	111-97	Dec. 6, 1990	Connecticut (10/14)	H	W	79-64	163-125
Feb. 17, 1982	Wake Forest (2/14)	A-GB0	W	69-51	112-97	Dec. 10, 1990	Kentucky (10/25)	H	W	84-81	164-125
Mar. 7, 1982	* Virginia (1/3)	GB0	W	47-45	113-97	Dec. 15, 1990	Alabama (9/20)	H	W	95-79	165-125
Mar. 19, 1982	^ Alabama (1/13)	RAL	W	74-69	114-97	Jan. 12, 1991	Virginia (5/13)	A	W (2 OT)	89-86	166-125
Mar. 29, 1982	^ Georgetown (1/6)	NO	W	63-62	115-97	Jan. 19, 1991	Duke (5/12)	A	L	60-74	166-126
Nov. 20, 1982	St. John's (3/19)	SPR	L (OT)	74-78	115-98	Feb. 9, 1991	Virginia (9/11)	H	W	77-58	167-126
Nov. 27, 1982	Missouri (3/15)	STL	L	60-64	115-99	Mar. 3, 1991	Duke (4/8)	H	L	77-83	167-127
Dec. 30, 1982	Missouri (-/12)	HON	W	73-58	116-99	Mar. 10, 1991	* Duke (7/6)	CHAR	W	96-74	168-127
Jan. 8, 1983	Syracuse (18/9)	CHAR	W	87-64	117-99	Mar. 30, 1991	^ Kansas (4/12)	INDY	L	73-79	168-128
Jan. 15, 1983	Virginia (11/2)	A	W	101-95	118-99	Dec. 4, 1991	Seton Hall (5/6)	ERNJ	W	83-54	169-128
Jan. 27, 1983	Wake Forest (3/19)	A-GB0	W	80-78	119-99	Feb. 2, 1992	Georgia Tech (11/20)	A	W	86-76	170-128
Feb. 10, 1983	Virginia (1/3)	H	W	64-63	120-99	Feb. 5, 1992	Duke (9/1)	H	W	75-73	171-128
Feb. 13, 1983	Villanova (1/12)	H	L	53-56	120-100	Feb. 27, 1992	Florida State (10/22)	A	L	96-110	171-129
Mar. 27, 1983	^ Georgia (8/18)	SY	L	77-82	120-101	Mar. 8, 1992	Duke (16/1)	A	L	77-89	171-130
Dec. 29, 1983	St. John's (1/8)	NYC	W	64-51	121-101	Mar. 14, 1992	* Florida State (20/18)	CHAR	W	80-76	172-130
Jan. 7, 1984	NC State (1/12)	A	W	81-60	122-101	Mar. 15, 1992	* Duke (20/1)	CHAR	L	74-94	172-131
Jan. 12, 1984	Maryland (1/5)	A	W	74-62	123-101	Mar. 21, 1992	^ Alabama (18/13)	CIN	W	64-55	173-131
Jan. 14, 1984	Wake Forest (1/12)	A-GB0	W	70-62	124-101	Mar. 27, 1992	^ Ohio State (18/3)	LEX	L	73-80	173-132
Jan. 25, 1984	Wake Forest (1/17)	H	W	100-63	125-101						
Jan. 29, 1984	LSU (1/10)	H	W	90-79	126-101						
Mar. 3, 1984	Duke (1/15)	H	W (2 OT)	96-83	127-101						
Mar. 10, 1984	* Duke (1/16)	GB0	L	75-77	127-102						
Mar. 17, 1984	^ Temple (1/20)	CHAR	W	77-66	128-102						

Date	Opponent (UNC/Oppt Rank)	Place	W-L	Score	Record	Date	Opponent (UNC/Oppt Rank)	Place	W-L	Score	Record
Dec. 29, 1992	Michigan (5/6)	HON	L	78-79	173-133	Nov. 26, 1999	Purdue (4/24)	MAUI	W	90-75	230-157
Jan. 13, 1993	Georgia Tech (5/8)	H	W	80-67	174-133	Dec. 1, 1999	Michigan State (2/8)	H	L	76-86	230-158
Jan. 20, 1993	Virginia (3/7)	H	W	80-58	175-133	Dec. 8, 1999	Cincinnati (7/1)	CHI	L	68-77	230-159
Jan. 24, 1993	Seton Hall (3/10)	A	W	70-66	176-133	Dec. 21, 1999	Indiana (6/20)	ERNJ	L	73-82	230-160
Jan. 27, 1993	Florida State (3/19)	H	W	82-77	177-133	Jan. 27, 2000	Maryland (-/22)	H	W	75-63	231-160
Feb. 3, 1993	Duke (6/5)	A	L	67-81	177-134	Feb. 3, 2000	Duke (-/3)	H	L (OT)	86-90	231-161
Feb. 21, 1993	Virginia (3/23)	A	W	78-58	178-134	Feb. 26, 2000	Maryland (-/19)	A	L	73-81	231-162
Feb. 27, 1993	Florida State (3/6)	A	W	86-76	179-134	Mar. 4, 2000	Duke (-/4)	A	L	76-90	231-163
Mar. 3, 1993	Wake Forest (1/14)	H	W	83-65	180-134	Mar. 19, 2000	^ Stanford (-/3)	BIR	W	60-53	232-163
Mar. 7, 1993	Duke (1/6)	H	W	83-69	181-134	Mar. 24, 2000	^ Tennessee (-/11)	AUS	W	74-69	233-163
Mar. 26, 1993	^ Arkansas (4/12)	ERNJ	W	80-74	182-134	Mar. 26, 2000	^ Tulsa (-/18)	AUS	W	59-55	234-163
Mar. 28, 1993	^ Cincinnati (4/7)	ERNJ	W (OT)	75-68	183-134	Apr. 3, 2000	^ Florida (-/13)	INDY	L	59-71	234-164
Apr. 3, 1993	^ Kansas (4/9)	NO	W	78-68	184-134	Nov. 29, 2000	Michigan State (6/3)	A	L	64-77	234-165
Apr. 5, 1993	^ Michigan (4/3)	NO	W	77-71	185-134	Jan. 6, 2001	Wake Forest (13/4)	H	W	70-69	235-165
Nov. 19, 1993	Cincinnati (1/22)	H	W	90-63	186-134	Jan. 10, 2001	Maryland (9/14)	A	W	86-83	236-165
Nov. 24, 1993	Massachusetts (1/18)	NYC	L (OT)	86-91	186-135	Jan. 24, 2001	Virginia (5/13)	H	W	88-81	237-165
Nov. 26, 1993	Minnesota (1/9)	NYC	W	90-76	187-135	Feb. 1, 2001	Duke (4/2)	A	W	85-83	238-165
Dec. 3, 1993	George Washington (4/22)	CHAR	W	87-62	188-135	Feb. 6, 2001	Wake Forest (1/19)	A	W	80-74	239-165
Jan. 12, 1994	Georgia Tech (1/17)	A	L	69-89	188-136	Feb. 10, 2001	Maryland (1/13)	H	W	96-82	240-165
Feb. 3, 1994	Duke (2/1)	H	W	89-78	189-136	Feb. 25, 2001	Virginia (2/9)	A	L	66-86	240-166
Mar. 5, 1994	Duke (5/2)	A	W	87-77	190-136	Mar. 4, 2001	Duke (4/2)	H	L	81-95	240-167
Dec. 3, 1994	Cincinnati (2/10)	CHAR	W	86-76	191-136	Mar. 11, 2001	* Duke (6/3)	ATL	L	53-79	240-168
Dec. 8, 1994	Villanova (1/24)	H	W	75-66	192-136	Dec. 8, 2001	Kentucky (-/11)	A	L	59-79	240-169
Jan. 7, 1995	Maryland (1/7)	H	W	100-90	193-136	Dec. 22, 2001	St. Joseph's (-/15)	CHAR	W	92-76	241-169
Jan. 11, 1995	Georgia Tech (4/22)	H	W	86-75	194-136	Jan. 5, 2002	Wake Forest (-/23)	H	L	62-84	241-170
Jan. 14, 1995	Clemson (4/18)	A	W	83-66	195-136	Jan. 9, 2002	Maryland (-/4)	A	L	79-112	241-171
Jan. 18, 1995	Virginia (3/18)	H	W	79-76	196-136	Jan. 12, 2002	Virginia (-/7)	H	L	67-71	241-172
Jan. 28, 1995	Wake Forest (3/16)	A	W	62-61	197-136	Jan. 31, 2002	Duke (-/1)	H	L	58-87	241-173
Feb. 7, 1995	Maryland (1/8)	A	L	73-86	197-137	Feb. 6, 2002	Wake Forest (-/19)	A	L	66-90	241-174
Feb. 12, 1995	Georgia Tech (1/18)	A	W	85-81	198-137	Feb. 10, 2002	Maryland (-/3)	H	L	77-92	241-175
Feb. 19, 1995	Virginia (2/16)	A	L	71-73	198-138	Feb. 12, 2002	Virginia (-/10)	A	L	63-73	241-176
Feb. 28, 1995	Wake Forest (2/9)	H	L	70-79	198-139	Mar. 3, 2002	Duke (-/3)	A	L	65-91	241-177
Mar. 11, 1995	* Maryland (4/10)	GB0	W (OT)	97-92	199-139	Mar. 8, 2002	* Duke (-/3)	CHAR	L	48-60	241-178
Mar. 12, 1995	* Wake Forest (4/7)	GB0	L (OT)	80-82	199-140	Nov. 27, 2002	Kansas (-/2)	NYC	W	67-56	242-178
Mar. 19, 1995	^ Iowa State (4/24)	TAL	W	73-51	200-140	Dec. 3, 2002	Illinois (12/25)	A	L	65-92	242-179
Mar. 23, 1995	^ Georgetown (2/22)	BIR	W	74-64	201-140	Dec. 7, 2002	Kentucky (12/18)	H	L	81-98	242-180
Mar. 25, 1995	^ Kentucky (4/2)	BIR	W	74-61	202-140	Jan. 18, 2003	Connecticut (-/6)	H	W	68-65	243-180
Apr. 1, 1995	^ Arkansas (4/6)	SEA	L	68-75	202-141	Jan. 22, 2003	Maryland (-/12)	H	L	66-81	243-181
Nov. 22, 1995	Villanova (20/3)	MAUI	L	75-77	202-142	Feb. 2, 2003	Wake Forest (-/17)	H	L	75-79	243-182
Dec. 2, 1995	Stanford (17/16)	CHAR	W	87-63	203-142	Feb. 5, 2003	Duke (-/9)	A	L	74-83	243-183
Jan. 14, 1996	Clemson (10/16)	H	W	86-53	204-142	Feb. 22, 2003	Maryland (-/13)	A	L	56-96	243-184
Jan. 20, 1996	Villanova (10/7)	A	L	56-76	204-143	Mar. 5, 2003	Wake Forest (-/9)	A	L	60-75	243-185
Jan. 27, 1996	Wake Forest (11/9)	H	W	65-59	205-143	Mar. 9, 2003	Duke (-/10)	H	W	82-79	244-185
Feb. 27, 1996	Wake Forest (19/13)	A	L	60-84	205-144	Mar. 14, 2003	* Maryland (-/14)	GB0	W	84-72	245-185
Mar. 17, 1996	^ Texas Tech (25/8)	RICH	L	73-92	205-145	Mar. 15, 2003	* Duke (-/12)	GB0	L	63-75	245-186
Nov. 22, 1996	Arizona (7/19)	SPR	L	72-83	205-146	Dec. 2, 2003	Illinois (10/11)	GB0	W	88-81	246-186
Jan. 4, 1997	Wake Forest (11/2)	A	L	57-81	205-147	Dec. 20, 2003	Wake Forest (4/14)	H	L (3OT)	114-119	246-187
Jan. 8, 1997	Maryland (13/19)	H	L	75-85	205-148	Jan. 3, 2004	Kentucky (9/8)	A	L	56-61	246-188
Jan. 26, 1997	Clemson (19/2)	H	W	61-48	206-148	Jan. 11, 2004	Georgia Tech (12/8)	H	W	103-88	247-188
Jan. 29, 1997	Duke (19/12)	A	L	73-80	206-149	Jan. 17, 2004	Connecticut (9/1)	H	W	86-83	248-188
Feb. 19, 1997	Wake Forest (12/4)	H	W	74-60	207-149	Feb. 5, 2004	Duke (17/1)	H	L (OT)	81-83	248-189
Feb. 22, 1997	Maryland (12/14)	A	W	93-81	208-149	Feb. 7, 2004	Wake Forest (17/16)	A	W	79-73	249-189
Feb. 26, 1997	Clemson (8/12)	A	W	76-69	209-149	Feb. 10, 2004	Georgia Tech (14/15)	A	L	77-88	249-190
Mar. 2, 1997	Duke (8/7)	H	W	91-85	210-149	Feb. 29, 2004	NC State (12/14)	A	W	71-64	250-190
Mar. 8, 1997	* Wake Forest (5/8)	GB0	W	86-73	211-149	Mar. 6, 2004	Duke (14/3)	A	L	65-70	250-191
Mar. 15, 1997	^ Colorado (4/24)	W-S	W	73-56	212-149	Mar. 12, 2004	* Georgia Tech (16/14)	GB0	L	82-83	250-192
Mar. 21, 1997	^ Louisville (4/25)	SY	W	97-74	213-149	Mar. 20, 2004	^ Texas (18/12)	DEN	L	75-78	250-193
Mar. 29, 1997	^ Arizona (4/15)	INDY	L	58-66	213-150	Dec. 4, 2004	Kentucky (9/8)	H	W	91-78	251-193
Nov. 27, 1997	UCLA (4/7)	AN	W	109-68	214-150	Jan. 8, 2005	Maryland (3/22)	H	W	109-75	252-193
Nov. 29, 1997	Purdue (4/6)	AN	W	73-69	215-150	Jan. 12, 2005	Georgia Tech (3/8)	H	W	91-69	253-193
Dec. 13, 1997	Princeton (2/22)	H	W	50-42	216-150	Jan. 15, 2005	Wake Forest (3/4)	A	L	82-95	253-194
Dec. 20, 1997	Florida State (1/17)	A	W	81-73	217-150	Feb. 9, 2005	Duke (2/7)	A	L	70-71	253-195
Jan. 3, 1998	Clemson (1/21)	A	W	73-70	218-150	Feb. 13, 2005	Connecticut (2/19)	A	W	77-70	254-195
Jan. 24, 1998	Florida State (2/20)	H	W	103-55	219-150	Mar. 6, 2005	Duke (2/6)	H	W	75-73	255-195
Feb. 5, 1998	Duke (2/1)	H	W	97-73	220-150	Mar. 25, 2005	^ Villanova (2/19)	SY	W	67-66	256-195
Feb. 14, 1998	Maryland (1/24)	H	W	85-67	221-150	Mar. 27, 2005	^ Wisconsin (2/20)	SY	W	88-82	257-195
Feb. 28, 1998	Duke (3/1)	A	L	75-77	221-151	Apr. 2, 2005	^ Michigan State (2/15)	STL	W	87-71	258-195
Mar. 7, 1998	* Maryland (4/20)	GB0	W (OT)	83-73	222-151	Apr. 4, 2005	^ Illinois (2/1)	STL	W	75-70	259-195
Mar. 8, 1998	* Duke (4/1)	GB0	W	83-68	223-151	Nov. 29, 2005	Illinois (-/12)	H	L	64-68	259-196
Mar. 19, 1998	^ Michigan State (1/16)	GB0	W	73-58	224-151	Dec. 3, 2005	Kentucky (-/10)	A	W	83-79	260-196
Mar. 21, 1998	^ Connecticut (1/6)	GB0	W	75-64	225-151	Jan. 7, 2006	NC State (25/13)	H	W	82-69	261-196
Mar. 28, 1998	^ Utah (1/7)	SA	L	59-65	225-152	Jan. 25, 2006	Boston College (-/20)	H	L	74-81	261-197
Nov. 25, 1998	Purdue (9/14)	NYC	W	54-47	226-152	Feb. 7, 2006	Duke (23/2)	H	L	83-87	261-198
Nov. 27, 1998	Stanford (9/3)	NYC	W	57-49	227-152	Feb. 22, 2006	NC State (21/15)	A	W	95-71	262-198
Jan. 2, 1999	Clemson (9/14)	H	W	69-53	228-152	Mar. 4, 2006	Duke (13/1)	A	W	83-76	263-198
Jan. 13, 1999	Maryland (9/5)	H	L	76-89	228-153	Mar. 11, 2006	* Boston College (10/11)	GB0	L	82-85	263-199
Jan. 27, 1999	Duke (10/2)	A	L	77-89	228-154	Nov. 24, 2006	Tennessee (2/22)	NYC	W	101-87	264-199
Feb. 13, 1999	Maryland (12/7)	A	L	64-81	228-155	Nov. 29, 2006	Ohio State (7/3)	H	W	98-89	265-199
Feb. 27, 1999	Duke (14/1)	H	L	61-81	228-156	Jan. 17, 2007	Clemson (4/19)	A	W	77-55	266-199
Mar. 6, 1999	* Maryland (15/5)	CHAR	W	86-79	229-156	Jan. 27, 2007	Arizona (4/17)	A	W	92-64	267-199
Mar. 7, 1999	* Duke (15/1)	CHAR	L	73-96	229-157	Feb. 7, 2007	Duke (5/16)	A	W	79-73	268-199
						Feb. 17, 2007	Boston College (4/17)	A	W	77-72	269-199
						Mar. 4, 2007	Duke (8/14)	H	W	86-72	270-199
						Mar. 23, 2007	^ USC (4/23)	ERNJ	W	74-64	271-199
						Mar. 25, 2007	^ Georgetown (4/8)	ERNJ	L (OT)	84-96	271-200



Date	Opponent (UNC/Oppt Rank)	Place	W-L	Score	Record
Jan. 6, 2008	Clemson (1/19)	A	W (OT)	90-88	272-200
Feb. 6, 2008	Duke (3/2)	H	L	78-89	272-201
Mar. 8, 2008	Duke (1/6)	A	W	76-68	273-201
Mar. 16, 2008	* Clemson (1/22)	CHAR	W	86-81	274-201
Mar. 27, 2008	^ Washington State (1/21)	CHAR	W	68-47	275-201
Mar. 29, 2008	^ Louisville (1/13)	CHAR	W	83-73	276-201
Apr. 5, 2008	^ Kansas (1/4)	SA	L	66-84	276-202
Nov. 26, 2008	Notre Dame (1/8)	MAUI	W	102-87	277-202
Dec. 3, 2008	Michigan State (1/13)	DET	W	98-63	278-202
Jan. 11, 2009	Wake Forest (3/4)	A	L	89-92	278-203
Jan. 21, 2009	Clemson (5/10)	H	W	94-70	279-203
Feb. 11, 2009	Duke (3/6)	A	W	101-87	280-203
Mar. 8, 2009	Duke (2/7)	H	W	79-71	281-203
Mar. 14, 2009	* Florida State (1/22)	ATL	L	70-73	281-204
Mar. 21, 2009	^ LSU (2/21)	GBO	W	84-70	282-204
Mar. 27, 2009	^ Gonzaga (2/10)	MEM	W	98-77	283-204
Mar. 29, 2009	^ Oklahoma (2/7)	MEM	W	72-60	284-204
Apr. 4, 2009	^ Villanova (2/11)	DET	W	83-69	285-204
Apr. 6, 2009	^ Michigan State (2/8)	DET	W	89-72	286-204
Nov. 19, 2009	Ohio State (6/15)	NYC	W	77-73	287-204
Dec. 1, 2009	Michigan State (10/9)	H	W	89-82	288-204
Dec. 5, 2009	Kentucky (10/5)	A	L	66-68	288-205
Dec. 19, 2009	Texas (10/2)	DAL	L	90-103	288-206
Jan. 13, 2010	Clemson (12/24)	A	L	64-83	288-207
Jan. 16, 2010	Georgia Tech (12/20)	H	L	71-73	288-208
Feb. 10, 2010	Duke (-/8)	H	L	54-64	288-209
Mar. 6, 2010	Duke (-/4)	A	L	50-82	288-210
Nov. 30, 2010	Illinois (-/20)	A	L	67-79	288-211
Dec. 4, 2010	Kentucky (-/10)	H	W	75-73	289-211
Dec. 18, 2010	Texas (-/22)	GBO	L	76-78	289-212
Feb. 9, 2011	Duke (25/5)	A	L	73-79	289-213
Mar. 5, 2011	Duke (13/4)	H	W	81-67	290-213
Mar. 13, 2011	* Duke (6/5)	GBO	L	58-75	290-214
Mar. 20, 2011	^ Washington (7/23)	CHAR	W	86-83	291-214
Mar. 27, 2011	^ Kentucky (7/11)	NWK	L	69-76	291-215
Nov. 30, 2011	Wisconsin (5/9)	H	W	60-57	292-215
Dec. 3, 2011	Kentucky (5/1)	A	L	72-73	292-216
Feb. 8, 2012	Duke (5/10)	H	L	84-85	292-217
Feb. 11, 2012	Virginia (5/19)	H	W	70-52	293-217
Feb. 25, 2012	Virginia (7/25)	A	W	54-51	294-217
Mar. 3, 2012	Duke (6/4)	A	W	88-70	295-217
Mar. 11, 2012	* Florida State (4/17)	ATL	L	82-85	295-218
Mar. 18, 2012	^ Creighton (4/19)	GBO	W	73-65	296-218
Mar. 25, 2012	^ Kansas (4/5)	EDJ	L	67-80	296-219
Nov. 27, 2012	Indiana (14/1)	A	L	59-83	296-220
Dec. 29, 2012	UNLV (-/20)	H	W	79-73	297-220
Jan. 26, 2013	NC State (-/18)	A	L	83-91	297-221
Feb. 9, 2013	Miami (-/8)	A	L	61-87	297-222
Feb. 13, 2013	Duke (-/2)	A	L	68-73	297-223
Mar. 9, 2013	Duke (-/3)	H	L	53-69	297-224
Mar. 17, 2013	* Miami (-/9)	GBO	L	77-87	297-225
Mar. 24, 2013	^ Kansas (-/3)	KC	L	58-70	297-226
Nov. 24, 2013	Louisville (24/3)	UNCAS	W	93-84	298-226
Dec. 4, 2013	Michigan State (-/1)	A	W	79-65	299-226
Dec. 14, 2013	Kentucky (18/11)	H	W	82-77	300-226
Jan. 11, 2014	Syracuse (-/2)	A	L	45-57	300-227
Feb. 15, 2014	Pittsburgh (-/25)	H	W	75-71	301-227
Feb. 20, 2014	Duke (-/5)	H	W	74-66	302-227
Mar. 8, 2014	Duke (14/4)	A	L	81-93	302-228
Mar. 23, 2014	^ Iowa State (19/9)	SA	L	83-85	302-229
Nov. 27, 2014	UCLA (5/22)	BAH	W	78-56	303-229
Nov. 28, 2014	Florida (5/18)	BAH	W	75-64	304-229
Dec. 13, 2014	Kentucky (21/1)	A	L	70-84	304-230
Dec. 20, 2014	Ohio State (24/12)	CHI	W	82-74	305-230
Jan. 5, 2015	Notre Dame (18/13)	H	L	70-71	305-231
Jan. 10, 2015	Louisville (18/5)	H	W	72-71	306-231
Jan. 31, 2015	Louisville (13/10)	A	L (OT)	68-78	306-232
Feb. 2, 2015	Virginia (12/3)	H	L	64-75	306-233
Feb. 18, 2015	Duke (15/4)	A	L (OT)	90-92	306-234
Mar. 7, 2015	Duke (19/3)	H	L	77-84	306-235
Mar. 12, 2015	* Louisville (19/14)	GBO	W	70-60	307-235
Mar. 13, 2015	* Virginia (19/3)	GBO	W	71-67	308-235
Mar. 14, 2015	* Notre Dame (19/11)	GBO	L	82-90	308-236
Mar. 21, 2015	^ Arkansas (15/21)	JAX	W	87-78	309-236
Mar. 26, 2015	^ Wisconsin (15/3)	LA	L	72-79	309-237
Dec. 1, 2015	Maryland (9/2)	H	W	89-81	310-237
Dec. 19, 2015	UCLA (11/22)	BKLN	W	89-76	311-237
Feb. 1, 2016	Louisville (2/19)	A	L	65-71	311-238
Feb. 17, 2016	Duke (5/20)	H	L	73-74	311-239
Feb. 20, 2016	Miami (5/11)	H	W	96-71	312-239
Feb. 27, 2016	Virginia (7/3)	A	L	74-79	312-240
Mar. 5, 2016	Duke (8/17)	A	W	76-72	313-240
Mar. 12, 2016	* Virginia (7/4)	DC	W	61-57	314-240
Mar. 25, 2016	^ Indiana (3/14)	PHI	W	101-86	315-240
Apr. 4, 2016	^ Villanova (3/6)	HOU	L	74-77	315-241

Date	Opponent (UNC/Oppt Rank)	Place	W-L	Score	Record
Nov. 23, 2016	Wisconsin (4/16)	MAUI	W	71-56	316-241
Nov. 30, 2016	Indiana (3/13)	A	L	67-76	316-242
Dec. 17, 2016	Kentucky (7/6)	LV	L	100-103	316-243
Jan. 14, 2017	Florida State (11/9)	H	W	96-83	317-243
Feb. 5, 2017	Notre Dame (12/20)	H-GBO	W	83-76	318-243
Feb. 9, 2017	Duke (8/18)	A	L	78-86	318-244
Feb. 18, 2017	Virginia (10/14)	H	W	65-41	319-244
Feb. 22, 2017	Louisville (8/6)	H	W	74-63	320-244
Feb. 27, 2017	Virginia (5/23)	A	L	43-53	320-245
Mar. 4, 2017	Duke (5/17)	H	W	90-83	321-245
Mar. 10, 2017	* Duke (6/14)	BKLN	L	83-93	321-246
Mar. 24, 2017	^ Butler (5/21)	MEM	W	92-80	322-246
Mar. 26, 2017	^ Kentucky (5/6)	MEM	W	75-73	323-246
Apr. 1, 2017	^ Oregon (5/9)	GLEN	W	77-76	324-246
Apr. 3, 2017	^ Gonzaga (5/2)	GLEN	W	71-65	325-246
Nov. 26, 2017	Michigan State (9/4)	PORT-MC	L	45-63	325-247
Dec. 17, 2017	Tennessee (7/20)	A	W	78-73	326-247
Jan. 3, 2018	Florida State (12/24)	A	L	80-81	326-248
Jan. 6, 2018	Virginia (12/8)	A	L	49-61	326-249
Jan. 16, 2018	Clemson (15/20)	H	W	87-79	327-249
Jan. 30, 2018	Clemson (19/20)	A	L	78-82	327-250
Feb. 8, 2018	Duke (21/9)	H	W	82-78	328-250
March 3, 2018	Duke (9/5)	A	L	64-74	328-251
March 8, 2018	Miami (12/24)	BKLN	W	82-65	329-251
March 9, 2018	Duke (12/5)	BKLN	W	74-69	330-251
March 10, 2018	* Virginia (12/1)	BKLN	L	63-71	330-252
Nov. 23, 2018	UCLA (7/17)	LV	W	94-78	331-252
Nov. 28, 2018	Michigan (11/7)	A	L	67-84	331-253
Dec. 15, 2018	Gonzaga (12/4)	H	W	103-90	332-253
Dec. 22, 2018	Kentucky (9/19)	CHI	L	72-80	332-254
Jan. 8, 2019	NC State (12/15)	A	W	90-82	333-254
Jan. 21, 2019	Virginia Tech (11/10)	H	W	103-82	334-254
Feb. 2, 2019	Louisville (9/15)	A	W	79-69	335-254
Feb. 11, 2019	Virginia (8/4)	H	L	61-69	335-255
Feb. 20, 2019	Duke (8/1)	A	W	88-72	336-255
Feb. 23, 2019	Florida State (8/16)	H	W	77-59	337-255
March 9, 2019	Duke (3/4)	H	W	79-70	338-255
March 15, 2019	* Duke (3/5)	CHAR	L	73-74	338-256
March 29, 2019	^ Auburn (3/14)	KC	L	80-97	338-257
Nov. 29, 2019	Oregon (6/11)	BAH	W	78-74	339-257
Dec. 4, 2019	Ohio State (7/6)	H	L	49-74	339-258
Dec. 8, 2019	Virginia (7/5)	A	L	47-56	339-259
Dec. 18, 2019	Gonzaga (-/2)	A	L	81-94	339-260
Feb. 3, 2020	Florida State (-/8)	A	L	59-65	339-261
Feb. 8, 2020	Duke (-/7)	H	L (OT)	96-98	339-262
Feb. 22, 2020	Louisville (-/11)	A	L	55-72	339-263
Mar. 7, 2020	Duke (-/12)	A	L	76-89	339-264

# Southern Conference Tournament

\* ACC Tournament

^ NCAA Tournament

#### UNC BEATING NO. 1 IN THE AP POLL

Date	No. 1 team	Site	Score
Jan. 14, 1959	NC State	A	W 72-68
Jan. 12, 1980	Duke	A	W 82-67
Nov. 21, 1987	Syracuse	SPR	W (OT) 96-93
Jan. 18, 1989	Duke	A	W 91-71
Mar. 17, 1990	^ Oklahoma	AUS	W 79-77
Feb. 5, 1992	Duke	H	W 75-73
Feb. 3, 1994	Duke	H	W 89-78
Feb. 5, 1998	Duke	H	W 97-73
Mar. 8, 1998	* Duke	GBO	W 83-68
Jan. 17, 2004	Connecticut	H	W 86-83
Apr. 4, 2005	^ Illinois	STL	W 75-70
Mar. 4, 2006	Duke	A	W 83-76
Dec. 4, 2013	Michigan State	A	W 79-65
Feb. 20, 2019	Duke	A	W 88-72

• Carolina has four No. 1 wins in Chapel Hill (all four at the Smith Center), six No. 1 wins on the road (four times at Cameron Indoor Stadium) and two in the NCAA Tournament (1990 second round vs. Oklahoma and 2005 final vs. Illinois)

#### MOST WINS OVER THE NO. 1 TEAM IN THE ASSOCIATED PRESS POLL

North Carolina	14
UCLA	12
Maryland	10
Duke	9
Kansas	9
Kentucky	9
Ohio State	9
Georgia Tech	8
Notre Dame	8
Vanderbilt	8



# LARGEST UPSETS (BASED ON AP POLLS)

## UNRANKED CAROLINA DEFEATED A TOP 10 OPPONENT

Date	Opponent (UNC/Oppt Rank)	Place	W-L	Score	Oppt Rank
Dec. 4, 2013	Michigan State (-/1)	A	W	79-65	1
Mar. 17, 1990	^ Oklahoma (-/1)	AUS	W	79-77	1
Nov. 27, 2002	Kansas (-/2)	NYC	W	67-56	2
Jan. 4, 1971	South Carolina (-/2)	H	W	79-64	2
Jan. 18, 1955	NC State (-/2)	A	W	84-80	2
Mar. 19, 2000	^ Stanford (-/3)	BIR	W	60-53	3
Dec. 14, 1964	Vanderbilt (-/3)	GB0	W	84-78	3
Mar. 4, 1990	Duke (-/5)	A	W	87-75	5
Feb. 20, 2014	Duke (-/5)	H	W	74-66	5
Feb. 27, 1965	Duke (-/5)	H	W	71-66	5
Jan. 18, 2003	Connecticut (-/6)	H	W	68-65	6
Jan. 17, 1990	Duke (-/8)	H	W	79-60	8
Jan. 9, 1965	Duke (-/8)	A	W	65-62	8
Jan. 24, 1953	NC State (-/8)	A	W	70-69	8
Dec. 4, 2010	Kentucky (-/10)	H	W	75-73	10
Dec. 3, 2005	Kentucky (-/10)	A	W	83-79	10
Mar. 9, 2003	Duke (-/10)	H	W	82-79	10

## RANKED CAROLINA DEFEATED AN OPPONENT RANKED 10 OR MORE SPOTS HIGHER THAN UNC IN THE POLL

Date	Opponent (UNC/Oppt Rank)	Place	W-L	Score	Rankings Difference
Nov. 24, 2013	Louisville (24/3)	UNCAS	W	93-84	-21
Jan. 26, 1997	Clemson (19/2)	H	W	61-48	-17
Mar. 13, 2015	* Virginia (19/3)	GB0	W	71-67	-16
Jan. 22, 1981	Wake Forest (17/3)	A	W	74-60	-14
Jan. 12, 1980	Duke (15/1)	A	W	82-67	-14
Jan. 10, 2015	Louisville (18/5)	H	W	72-71	-13
Feb. 8, 2018	Duke (21/9)	H	W	82-78	-12
Dec. 20, 2014	Ohio State (24/12)	CHI	W	82-74	-12
Mar. 4, 2006	Duke (13/1)	A	W	83-76	-12
Jan. 7, 2006	NC State (25/13)	H	W	82-69	-12
Jan. 18, 1989	Duke (13/1)	A	W	91-71	-12
Jan. 25, 1975	Maryland (14/2)	A	W	69-66	-12



**J.P. TOKOTO** dunks in Carolina's 79-65 win at No. 1 Michigan State on Dec. 4, 2013. It was one of two times unranked UNC beat the No. 1 ranked team in the AP poll.

Jan. 8, 1960	Wake Forest (19/8)	GB0	W	62-59	-11
Dec. 14, 1955	Alabama (16/5)	H	W	99-77	-11
Mar. 6, 1999	* Maryland (15/5)	CHAR	W	86-79	-10
Dec. 16, 1978	Michigan State (13/3)	H	W	70-69	-10

## TOP 10 CAROLINA LOST TO AN UNRANKED OPPONENT

Date	Opponent (UNC/Oppt Rank)	Place	W-L	Score	UNC Rank
Nov. 21, 2015	Northern Iowa (1/-)	A	L	67-71	1
Nov. 26, 2011	UNLV (1/-)	A	L	80-90	1
Jan. 4, 2009	Boston College (1/-)	H	L	78-85	1
Jan. 19, 2008	Maryland (1/-)	H	L	80-82	1
Jan. 13, 2007	Virginia Tech (1/-)	A	L	88-94	1
Feb. 18, 2001	Clemson (1/-)	A	L	65-75	1
Feb. 21, 1998	NC State (1/-)	H	L	72-86	1
Jan. 14, 1998	Maryland (1/-)	A	L (OT)	83-89	1
Jan. 4, 1995	NC State (1/-)	A	L	70-80	1
Mar. 20, 1994	^ Boston College (1/-)	MD	L	72-75	1
Feb. 12, 1994	Georgia Tech (1/-)	H	L	89-96	1
Mar. 14, 1993	* Georgia Tech (1/-)	CHAR	L	75-77	1
Dec. 5, 1987	Vanderbilt (1/-)	A	L	76-78	1
Feb. 1, 1987	Notre Dame (1/-)	A	L	58-60	1
Dec. 1, 1986	UCLA (1/-)	A	L	84-89	1
Feb. 20, 1986	Maryland (1/-)	H	L (OT)	72-77	1
Jan. 30, 1986	Virginia (1/-)	A	L	73-86	1
Mar. 22, 1984	^ Indiana (1/-)	ATL	L	68-72	1
Feb. 12, 1984	Arkansas (1/-)	PBA	L	64-65	1
Jan. 21, 1982	Wake Forest (1/-)	H	L	48-55	1
Feb. 21, 1959	Maryland (1/-)	A	L	51-69	1
Feb. 6, 2016	Notre Dame (2/-)	A	L	76-80	2
Nov. 22, 2006	Gonzaga (2/-)	NYC	L	74-82	2
Mar. 12, 2005	* Georgia Tech (2/-)	DC	L	75-78	2
Feb. 17, 1994	Clemson (2/-)	A	L	69-77	2
Mar. 8, 1987	* NC State (2/-)	MD	L	67-68	2
Jan. 27, 1979	Clemson (2/-)	A	L	61-66	2
Jan. 14, 1978	Duke (2/-)	A	L	84-92	2
Dec. 7, 1977	William & Mary (2/-)	A	L	75-78	2
Dec. 6, 1971	Princeton (2/-)	A	L	73-89	2
Mar. 1, 1969	Duke (2/-)	A	L	81-87	2
Feb. 14, 1969	South Carolina (2/-)	CHAR	L	66-68	2
Dec. 28, 1968	St. John's (2/-)	A	L	70-72	2
Feb. 11, 1967	Georgia Tech (2/-)	A	L	80-82	2
Dec. 12, 2015	Texas (3/-)	A	L	82-84	3
Jan. 14, 2012	Florida State (3/-)	A	L	57-90	3
Feb. 21, 2009	Maryland (3/-)	A	L (OT)	85-88	3
Feb. 2, 2007	NC State (3/-)	A	L	79-83	3
Dec. 5, 1998	College of Charleston (3/-)	CHAR	L	64-66	3



**BRICE JOHNSON** scored 13 points in 24th-ranked Carolina's 93-84 over win over No. 3 Louisville in Uncasville, Conn., on Nov. 24, 2013. That marked the largest spread in a UNC win when both teams were ranked (21 spots).

Date	Opponent (UNC/Oppt Rank)	Place	W-L	Score	UNC Rank	Date	Opponent (UNC/Oppt Rank)	Place	W-L	Score	UNC Rank
Jan. 30, 1993	Wake Forest (3/-)	A	L	62-88	3	Mar. 18, 2018	^ Texas A&M (10/-)	CHAR	L	65-86	10
Feb. 1, 1989	Clemson (3/-)	A	L	82-85	3	Jan. 27, 2018	NC State (10/-)	H	L (OT)	91-95	10
Jan. 28, 1988	Wake Forest (3/-)	A-GBO	L	80-83	3	Jan. 22, 2018	Virginia Tech (10/-)	A	L	69-80	10
Feb. 19, 1983	NC State (3/-)	A	L	63-70	3	Mar. 19, 2006	^ George Mason (10/-)	DAY	L	60-65	10
Feb. 16, 1983	Maryland (3/-)	A	L	94-106	3	Jan. 10, 1996	Georgia Tech (10/-)	A	L	77-80	10
Mar. 11, 1979	^ Penn (3/-)	RAL	L	71-72	3	Mar. 1, 1992	Maryland (10/-)	A	L	80-82	10
Jan. 10, 1979	Wake Forest (3/-)	A	L	56-59	3	Jan. 22, 1992	NC State (10/-)	A	L	88-99	10
Jan. 26, 1978	Wake Forest (3/-)	A	L	62-71	3	Dec. 6, 1980	Wake Forest (10/-)	GBO	L	71-82	10
Nov. 27, 1976	Wake Forest (3/-)	GBO	L (OT)	96-97	3	Feb. 29, 1980	* Duke (10/-)	GBO	L	61-75	10
Jan. 2, 1976	Wake Forest (3/-)	GBO	L	83-95	3	Mar. 2, 1978	* Wake Forest (10/-)	GBO	L	77-82	10
Jan. 25, 1973	Virginia (3/-)	H	L	78-84	3	Feb. 1, 1975	Clemson (10/-)	A	L	72-80	10
Jan. 22, 1972	Duke (3/-)	A	L	74-76	3	Feb. 14, 1970	Georgia Tech (10/-)	CHAR	L	95-104	10
Feb. 28, 1968	South Carolina (3/-)	H	L	86-87	3	Jan. 9, 1963	Wake Forest (10/-)	A	L	70-78	10
Mar. 1, 1967	South Carolina (3/-)	A	L	57-70	3	<b>UNC LOST TO A RANKED OPPONENT WHEN UNC WAS RANKED 10 OR MORE SPOTS HIGHER IN THE POLL</b>					
Jan. 2, 1967	Princeton (3/-)	H	L	81-91	3						
Feb. 25, 1959	Virginia (3/-)	A	L	68-69	3						
Feb. 13, 2007	Virginia Tech (4/-)	H	L (OT)	80-81	4						
Nov. 19, 2004	Santa Clara (4/-)	OAK	L	66-77	4						
Jan. 19, 1994	Virginia (4/-)	A	L	77-81	4						
Feb. 22, 1992	NC State (4/-)	H	L	94-99	4						
Feb. 19, 1992	Virginia (4/-)	A	L	73-86	4						
Nov. 30, 1990	South Carolina (4/-)	CHAR	L	74-76	4						
Mar. 7, 1986	* Maryland (4/-)	GBO	L	75-85	4						
Feb. 2, 1979	Furman (4/-)	CHAR	L	70-83	4						
Jan. 19, 1977	NC State (4/-)	A	L	73-75	4						
Mar. 6, 1976	* Virginia (4/-)	MD	L	62-67	4						
Mar. 24, 1967	^ Dayton (4/-)	LOU	L	62-76	4						
Feb. 18, 1967	Clemson (4/-)	CHAR	L	88-92	4						
Dec. 20, 2017	Wofford (5/-)	H	L	75-79	5						
Nov. 26, 2014	Butler (5)	BAH	L	66-74	5						
Feb. 25, 2007	Maryland (5/-)	A	L	87-89	5						
Mar. 2, 1994	Wake Forest (5/-)	A	L	61-68	5						
Dec. 15, 1991	Florida State (5/-)	H	L	74-86	5						
Mar. 1, 1989	Georgia Tech (5/-)	A	L	74-76	5						
Mar. 12, 1983	* NC State (5/-)	ATL	L (OT)	94-91	5						
Feb. 29, 1972	NC State (5/-)	A	L	84-85	5						
Jan. 7, 1956	Wake Forest (5/-)	A	L	71-76	5						
Nov. 20, 2009	Syracuse (6/-)	NYC	L	71-87	6						
Mar. 18, 2001	^ Penn State (6/-)	NO	L	74-82	6						
Dec. 2, 2000	Kentucky (6/-)	H	L	76-93	6						
Dec. 23, 1999	Louisville (6/-)	A	L	80-97	6						
Jan. 7, 1989	Iowa (6/-)	H	L	97-98	6						
Jan. 3, 1981	Kansas (6/-)	KC	L	55-56	6						
Dec. 30, 1980	Minnesota (6/-)	LA	L	60-76	6						
Feb. 3, 1978	Furman (6/-)	CHAR	L	83-89	6						
Feb. 21, 1973	Miami (Ohio) (6/-)	H	L	92-102	6						
Feb. 8, 1961	South Carolina (6/-)	A	L	82-89	6						
Nov. 22, 2018	Texas (7/-)	LV	L	89-92	7						
Jan. 22, 2004	Florida State (7/-)	A	L (OT)	81-90	7						
Dec. 22, 1998	Georgia Tech (7/-)	A	L	64-66	7						
Jan. 27, 1991	Georgia Tech (7/-)	H	L	86-88	7						
Mar. 24, 1985	^ Villanova (7/-)	BIR	L	44-56	7						
Dec. 30, 1984	Missouri (7/-)	HON	L	76-81	7						
Feb. 5, 1970	Wake Forest (7/-)	A	L	85-88	7						
Jan. 17, 1970	Wake Forest (7/-)	H	L	90-91	7						
Nov. 21, 2010	Vanderbilt (8/-)	PR	L	65-72	8						
Nov. 19, 2010	Minnesota (8/-)	PR	L	67-72	8						
Mar. 1, 2007	Georgia Tech (8/-)	A	L	77-84	8						
Feb. 3, 1996	NC State (8/-)	A	L	75-78	8						
Jan. 11, 1992	Notre Dame (8/-)	NYC	L	76-88	8						
Jan. 15, 1989	Virginia (8/-)	A	L	83-106	8						
Feb. 20, 1980	NC State (8/-)	A	L	50-63	8						
Feb. 23, 1978	NC State (8/-)	A	L	67-72	8						
Jan. 3, 1975	Duke (8/-)	GBO	L (OT)	96-99	8						
Mar. 16, 1974	~ Purdue (8/-)	NYC	L	71-82	8						
Mar. 8, 1973	* Wake Forest (8/-)	GBO	L (OT)	52-54	8						
Feb. 27, 2018	Miami (9/-)	H	L	88-91	9						
Jan. 28, 2017	Miami (9/-)	A	L	62-77	9						
Dec. 31, 2016	Georgia Tech (9/-)	A	L	63-75	9						
Nov. 20, 2012	Butler (9/-)	MAUI	L	71-82	9						
Jan. 4, 2010	College of Charleston (9/-)	A	L (OT)	79-82	9						
Jan. 14, 2004	Maryland (9/-)	A	L	84-90	9						
Dec. 29, 1998	California (9/-)	A	L	71-78	9						
Feb. 6, 1991	NC State (9/-)	A	L	91-97	9						
Jan. 20, 1980	Maryland (9/-)	H	L	86-92	9						
Mar. 10, 1959	^ Navy (9/-)	NYC	L	63-76	9						

Date	Opponent (UNC/Oppt Rank)	Place	W-L	Score	Rankings Difference
Mar. 14, 2009	* Florida State (1/22)	ATL	L	70-73	+21
Feb. 23, 1986	NC State (1/20)	A	L	65-76	+19
Feb. 27, 2017	Virginia (5/23)	A	L	43-53	+18
Feb. 1, 2015	Louisville (2/19)	A	L	65-71	+17
Nov. 24, 1993	Massachusetts (1/18)	NYC	L (OT)	86-91	+17
Jan. 12, 1994	Georgia Tech (1/17)	A	L	69-89	+16
Nov. 20, 1982	St. John's (3/19)	SPR	L (OT)	74-78	+16
Feb. 16, 1972	Maryland (3/19)	A	L (OT)	77-79	+16
Feb. 17, 2016	Duke (5/20)	H	L	73-74	+15
Mar. 10, 1984	* Duke (1/16)	GBO	L	75-77	+15
Jan. 29, 1977	Clemson (4/19)	A	L	73-93	+15
Dec. 16, 1960	Kansas State (5/20)	A	L	69-77	+15
Dec. 13, 1960	Kentucky (5/20)	GBO	L	65-70	+15
Dec. 21, 1999	Indiana (6/20)	ERNJ	L	73-82	+14
Feb. 19, 1995	Virginia (2/16)	A	L	71-73	+14
Mar. 20, 1975	^ Syracuse (6/20)	PROV	L	76-78	+14
Jan. 15, 1958	NC State (6/20)	H	L (OT)	57-58	+14
Mar. 11, 2012	* Florida State (4/17)	ATL	L	82-85	+13
Dec. 3, 2002	Illinois (12/25)	A	L	65-92	+13
Feb. 12, 1978	Providence (7/20)	A	L	59-61	+13
Jan. 3, 2018	Florida State (12/24)	A	L	80-81	+12
Jan. 13, 2010	Clemson (12/24)	A	L	64-83	+12
Nov. 22, 1996	Arizona (7/19)	SPR	L	72-83	+12
Feb. 27, 1992	Florida State (10/22)	A	L	96-110	+12
Nov. 27, 1982	Missouri (3/15)	STL	L	60-64	+12
Mar. 2, 1956	* Wake Forest (8/20)	RAL	L	56-77	+12
Mar. 29, 2019	^ Auburn (3/14)	KC	L	80-97	+11
Mar. 29, 1997	^ Arizona (4/15)	INDY	L	58-66	+11
Feb. 13, 1983	Villanova (1/12)	H	L	53-56	+11
Dec. 22, 2018	Kentucky (9/19)	CHI	L	72-80	+10
Feb. 9, 2017	Duke (8/18)	A	L	78-86	+10
Nov. 30, 2016	Indiana (3/13)	A	L	67-76	+10
Dec. 20, 2003	Wake Forest (4/14)	H	L (3 OT)	114-119	+10
Mar. 27, 1983	^ Georgia (8/18)	SYR	L	77-82	+10

\* ACC Tournament  
^ NCAA Tournament  
~ NIT





## TAR HEELS IN THE PROS

- \*Anthony, Cole** — Orlando 2020-21 rookie
- \*Barnes, Harrison** — Golden State 2012-16; Dallas 2016-19; Sacramento 2019-
- Bradley, Dudley** — Indiana 1979-81; Phoenix 1981-82; Chicago 1982-83; Washington 1984-86; Milwaukee 1986-87; New Jersey 1987-88; Atlanta 1988-89
- \*Bradley, Tony** — Utah 2017-20; Detroit 2020-
- Brennan, Pete** — New York 1958-59
- Brown, Larry** — New Orleans (ABA) 1967-68; Oakland (ABA) 1968-69; Washington Capitols (ABA) 1969-70; Virginia Squires (ABA) 1970-71; Denver (ABA) 1970-72
- Bucknall, Steve** — Los Angeles Lakers 1989-90
- \*Bullock, Reggie** — Los Angeles Clippers 2013-14; Phoenix 2014-15; Detroit 2015-19; L.A. Lakers 2019; New York 2019-
- Bunting, Bill** — Carolina (ABA) 1969-70; New York Nets (ABA) 1969-70; Virginia (ABA) 1970-72
- Carter, Vince** — Toronto 1998-2004; New Jersey 2004-09; Orlando 2009-10; Phoenix 2010-11; Dallas 2011-14; Memphis 2014-17; Sacramento 2017-18; Atlanta 2018-20
- Chamberlain, Bill** — Kentucky (ABA) 1972-73; Memphis (ABA) 1972-73; Phoenix 1973-74
- Chilcutt, Pete** — Sacramento 1991-94; Detroit 1994; Houston 1994-96; Vancouver 1996-99; L.A. Lakers 2000; Los Angeles Clippers 2000; Cleveland 2000
- Crompton, Geff** — Denver 1978-79; Portland 1980-81; Milwaukee 1981-82; San Antonio 1982-83; Cleveland 1983-84
- Cunningham, Billy** — Philadelphia 1965-72; Carolina (ABA) 1972-74; Philadelphia 1974-76
- Daugherty, Brad** — Cleveland 1986-94
- \*Davis, Ed** — Toronto 2010-13; Memphis 2013-14; Los Angeles Lakers 2014-15; Portland 2015-18; Brooklyn 2018-19; Utah 2019-20; Minnesota 2020-
- Davis, Hubert** — New York 1992-96; Toronto 1996-97; Dallas 1997-2001; Washington 2001-02; Detroit 2002-04; New Jersey 2004
- Davis, Walter** — Phoenix 1977-1988; Denver 1988-1991; Portland 1991; Denver 1991-92
- Dillon, John** — Washington 1949-50
- Drew II, Larry** — Philadelphia 2014-15, 2018; New Orleans 2018
- \*Ellington, Wayne** — Minnesota 2009-12; Memphis 2012-13; Cleveland 2013; Dallas 2013-14; Los Angeles Lakers 2014-15; Brooklyn 2015-16; Miami 2016-2019; Detroit 2019; New York 2019-20
- Elston, Darrell** — Virginia (ABA) 1974-75; Indiana 1976-77
- Felton, Raymond** — Charlotte 2005-2010; New York 2010-11; Denver 2011; Portland 2011-12; New York 2012-14; Dallas 2014-16; Los Angeles Clippers 2016-17; Oklahoma City 2017-19
- Ford, Phil** — Kansas City 1978-1982; New Jersey 1982; Milwaukee 1982-83; Houston 1983-84
- Forte, Joseph** — Boston 2001-02; Seattle 2002-2003
- Fox, Rick** — Boston 1991-97; Los Angeles Lakers 1997-2004
- Glamack, George** — Akron 1941-42 (NBL); Rochester 1945-47 (NBL); Indianapolis Kautskys 1947-48 (NBL); Hammond 1948-49 (NBL); Indianapolis Jets 1948-49 (NBL)
- \*Green, Danny** — Cleveland 2009-10; San Antonio 2010-18; Toronto 2018-19; L.A. Lakers 2019-20; Philadelphia 2020-
- Grubar, Dick** — Indiana (ABA) 1969-70
- Hairston, P.J.** — Charlotte 2014-16; Memphis 2016
- Hansbrough, Tyler** — Indiana 2009-13; Toronto 2013-15; Charlotte 2015-16
- Haywood, Brendan** — Washington 2001-2010; Dallas 2010-12; Charlotte 2012-14; Cleveland 2014-15
- \*Henson, John** — Milwaukee 2012-18; Cleveland 2018-20; Detroit 2020-
- Hicks, Isaiah** — N.Y. Knicks 2017-19
- \*Jackson, Justin** — Sacramento 2017-19; Dallas 2019-20; Oklahoma City 2020-
- Jamison, Antawn** — Golden State 1998-2003; Dallas 2003-04; Washington 2004-2010; Cleveland 2010-12; L.A. Lakers 2012-13; L.A. Clippers 2013-14
- Johnson, Brice** — Los Angeles Clippers 2016-18; Memphis 2018
- \*Johnson, Cameron** — Phoenix 2019-
- Jones, Bobby** — Denver (ABA) 1974-76; Denver (NBA) 1976-78; Philadelphia, 1978-86
- Jordan, Michael** — Chicago 1984-93, 1995-98; Washington 2001-03
- Karl, George** — San Antonio (ABA) 1973-76; San Antonio (NBA) 1976-78
- Kearns, Tommy** — Syracuse 1958-59
- Kuester, John** — Kansas City 1977-78; Denver 1978-79; Indiana 1979-80
- Kupchak, Mitch** — Washington 1976-1981; Los Angeles Lakers 1981-86
- LaGarde, Tom** — Denver 1977-78; Seattle 1978-80; Dallas 1980-82; New Jersey 1984
- Larese, York** — Chicago Packers 1961; Philadelphia Warriors 1961-62
- Lawson, Ty** — Denver 2009-15; Houston 2015-16; Indiana 2016; Sacramento 2016-17; Washington 2018
- Lebo, Jeff** — San Antonio 1989
- Lewis, Bobby** — San Francisco 1967-70; Cleveland 1970-71
- \*Little, Nassir** — Portland 2019-
- Lynch, George** — Los Angeles Lakers 1993-96; Vancouver 1996-98; Philadelphia 1998-2001; Charlotte/New Orleans 2001-05
- Marshall, Kendall** — Phoenix 2012-13; Los Angeles Lakers 2013-14; Milwaukee 2014-15; Philadelphia 2015-16
- May, Sean** — Charlotte 2005-09; Sacramento 2009-10
- McAdoo, Bob** — Buffalo 1972-1976; New York 1976-79; Boston 1979; Detroit 1979-81; New Jersey 1981; Los Angeles Lakers 1981-1985; Philadelphia 1986
- McAdoo, James Michael** — Golden State 2014-17; Philadelphia 2017-18
- McCants, Rashad** — Minnesota 2005-09; Sacramento 2009
- McInnis, Jeff** — Denver 1996; Washington 1999; Los Angeles Clippers 2000-2002; Portland 2002-2004; Cleveland 2004-2005; New Jersey 2005-07; Charlotte 2007-08
- McKinney, Horace (Bones)** — Washington (BAA) 1946-49; Washington (NBA) 1949-50; Boston 1950-52
- Miller, Bill** — Chicago Stags (BAA) 1948-49; St. Louis Bombers (BAA) 1949
- Miller, Larry** — Los Angeles Stars (ABA) 1968-69; Carolina (ABA) 1969-72; San Diego (ABA) 1972-73; Virginia (ABA) 1973-74; Utah (ABA) 1974
- Moë, Doug** — New Orleans (ABA) 1967-68; Oakland (ABA) 1968-69; Carolina (ABA) 1969-70; Virginia (ABA) 1970-72
- Montross, Eric** — Boston 1994-96; Dallas 1996-97; New Jersey 1997; Philadelphia 1997; Detroit 1997-2001; Toronto 2001-2002
- Nagy, Fred (Fritz)** — Indianapolis (BAA) 1948-49
- Ndiaye, Makhtar** — Vancouver 1999
- Noel, David** — Milwaukee 2006-07
- O'Koren, Mike** — New Jersey 1980-86, Washington 1986-87; New Jersey 1987-88
- Paige, Marcus** — Charlotte 2017-18
- Perkins, Sam** — Dallas 1984-90; Los Angeles Lakers 1990-93; Seattle 1993-98; Indiana 1998-2001
- Phelps, Derrick** — Sacramento 1995
- \*Pinson, Theo** — Brooklyn 2018-20; N.Y. Knicks 2020
- Popson, Dave** — Los Angeles Clippers 1988-89; Miami 1989; Boston 1990-91; Milwaukee 1992
- Previs, Steve** — Carolina (ABA) 1972-73
- Reid, J.R.** — Charlotte 1989-92; San Antonio 1992-96; New York 1996; Charlotte 1997-99; Los Angeles Lakers 1999; Milwaukee 1999-2000; Cleveland 2000
- Rosenbluth, Lennie** — Philadelphia Warriors 1957-59
- Rozier, Clifford** — Golden State 1994-96; Orlando 1996-97; Toronto 1997; Minnesota 1997
- Salvadori, Kevin** — Sacramento 1996-98
- Scott, Charlie** — Virginia (ABA) 1970-72; Phoenix 1972-75; Boston 1975-77; Los Angeles Lakers 1977-78; Denver 1978-80
- Shaffer, Lee** — Syracuse 1961-63; Philadelphia 1963-64
- Smith, Kenny** — Sacramento 1987-90; Atlanta 1990; Houston 1990-96; Detroit 1996; Orlando 1996-97; Denver 1997
- Stackhouse, Jerry** — Philadelphia 1995-97; Detroit 1997-2002; Washington 2002-04; Dallas 2004-09; Milwaukee 2010; Miami 2010; Atlanta 2011-12; Brooklyn 2012-13
- Stephenson, Alex** — L.A. Clippers 2016; Memphis 2016
- Wallace, Rasheed** — Washington 1995-96; Portland 1996-2004; Atlanta 2004; Detroit 2004-09; Boston 2009-2010; New York 2012-13
- Washington, Donald** — Denver (ABA) 1974-75; Utah (ABA) 1975
- Wear, David** — Sacramento 2015
- Wear, Travis** — N.Y. Knicks 2014-15; L.A. Lakers 2018
- Wenstrom, Matt** — Boston 1993-94
- \*White, Coby** — Chicago 2019-
- Williams, Jawad** — Cleveland 2008-11
- Williams, Marvin** — Atlanta 2005-2012; Utah 2012-14; Charlotte 2014-20; Milwaukee 2020
- Williams, Scott** — Chicago 1990-94; Philadelphia 1994-99; Milwaukee 1999-2001; Denver 2001-02; Phoenix 2002-04; Dallas 2004; Cleveland 2004-2005
- Williams, Shammond** — Atlanta 1998-99; Seattle 1999-2002; Boston 2002-2003; Denver 2003; Orlando 2003-04; New Orleans 2004; Los Angeles Lakers 2006-07
- Wolf, Joe** — Los Angeles Clippers 1987-90; Denver 1990-92; Boston 1992; Portland 1992-93; Charlotte 1994-95; Orlando 1995-96; Milwaukee 1996-97; Denver 1997-98; Charlotte 1999
- Wood, Al** — Atlanta 1981-82; San Diego 1982-83; Seattle 1983-86; Dallas 1986-87
- Worthy, James** — Los Angeles Lakers 1982-94

**Wright, Brandon** — Golden State Warriors 2007-11; New Jersey 2011; Dallas 2011-14; Boston 2014-15; Phoenix 2015; Memphis 2015-18; Houston 2018  
**Wuycik, Dennis** — Carolina (ABA) 1997-74; St. Louis (ABA) 1974-75  
**Yonakor, Rich** — San Antonio 1982  
**\*Zeller, Tyler** — Cleveland 2012-14; Boston 2014-17; Brooklyn 2017-18; Milwaukee 2018; Atlanta 2019; Memphis 2019; San Antonio 2020-

**NBA ADMINISTRATION, COACHES**

**Brown, Larry:** Head Coach: Denver (ABA) 1974-76; Denver (NBA) 1976-79; New Jersey 1981-83; San Antonio 1988-1992; Los Angeles Clippers 1992-93; Indiana 1993-97; Philadelphia 1997-2003; Detroit 2003-2005; New York 2005-06; Charlotte 2008-2011  
**Cunningham, Billy:** Head Coach: Philadelphia 1977-1985; Part-Owner: Miami 1988-95  
**Davis, Walter:** Advance Scout: Washington 2000-04  
**Ford, Phil:** Assistant Coach: Detroit 2004-2005; New York 2005-07; Charlotte 2007-2011  
**Hanners, Dave:** Advance Scout/Assistant Coach: Philadelphia 2000-03; Assistant Coach: Detroit 2003-2005; New York 2005-08; Charlotte 2008-2011; New Orleans 2011-15  
**\*Jamison, Antawn:** Director of Pro Personnel, Washington Wizards, 2019-  
**\*Jordan, Michael:** Part Owner & President: Washington Wizards 2000-03; Managing Member of Basketball Operations: Charlotte Bobcats 2006-2010; Owner: Charlotte Bobcats/Hornets 2010-  
**Karl, George:** Assistant Coach: San Antonio 1978-80; Director of Player Acquisition: Cleveland 1983-84; Head Coach: Cleveland 1984-86; Golden State 1986-88; Seattle 1991-98; Milwaukee 1998-2003; Denver 2005-13; Head Coach: Sacramento 2015-16  
**\*Kuester, John:** Assistant Coach: Boston 1996-97; Philadelphia 1997-2003; Detroit 2003-04; New Jersey 2004-06; Orlando 2006-07; Cleveland 2007-09; Head Coach: Detroit 2009-2011; Assistant Coach: Los Angeles Lakers 2011-12; Advance Scout 2012-  
**\*Kupchak, Mitch:** Assistant General Manager: Los Angeles Lakers 1986-92; General Manager: Los Angeles Lakers 1992-2017; General Manager: Charlotte 2018-  
**Larese, York:** Head Coach: New York Nets (ABA) 1969-70  
**\*Lebo, Jeff:** Assistant Coach, Greensboro (G-League), 2019-  
**McAdoo, Bob:** Assistant Coach: Miami 1995-2014  
**McGuire, Frank:** Head Coach: Philadelphia Warriors 1961-62  
**McKinney, Bones:** Head Coach: Washington 1950-51; Boston 1950-52  
**Moe, Doug:** Assistant Coach: Carolina (ABA) 1972-74; Denver (ABA) 1974-76, 1979-80; Head Coach: San Antonio 1976-80; Denver 1980-90; Philadelphia 1992-93; Assistant Coach: Denver 2005-09  
**\*Noel, David:** Assistant Coach, Capital City (G-League), 2019-  
**O'Koren, Mike:** Assistant Coach: New Jersey 1999-2003; Washington 2003-09; Philadelphia, 2009-2010  
**Perkins, Sam:** Vice President of Player Relations: Indiana 2008-2010  
**\*Peterson, Buzz:** Director of Player Personnel: Charlotte 2007-09; Senior Adviser, Director of Operations: Charlotte 2015-18; Assistant General Manager: Charlotte 2018-  
**\*Sullivan, Pat:** Video Coordinator: Detroit 2003-2004; Assistant Coach: Detroit 2004-2005; New Jersey 2005-08; Detroit 2008-12; Scout: Washington 2012-13; Assistant Coach: Washington 2013-16; Los Angeles Clippers 2016-18; New York 2018-  
**Wallace, Rasheed:** Assistant Coach: Detroit 2013-14  
**\*Walsh, Donnie:** Assistant Coach: Denver 1978-81; Indiana 1984-86; General Manager: Indiana 1985-88; President: Indiana 1988-2003; CEO, 2003-08; President: New York 2008-11; President: Indiana, 2012-13; Consultant: Indiana, 2013-  
**Williams, Scott:** Assistant Coach: Milwaukee 2013-14  
**Wolf, Joe:** Assistant Coach: Milwaukee 2008-13; New Jersey 2014-17; G-League Head Coach: Charlotte 2018-

Coaches, administrators or players who played at least one regular-season game in either the NBA (1947-present), the ABA (1968-76) the Basketball Association of America (1947-49) or the National Basketball League (1938-49).

\* denotes active player in 2020-21; Teams listed are ones the players appeared in for at least one game.

as of November 21, 2020

**TAR HEELS ON NBA CHAMPIONSHIP TEAMS**

Name	Affiliation	Season	Team
Billy Cunningham (1)	Player	1966-67	Philadelphia 76ers
Charlie Scott (1)	Player	1975-76	Boston Celtics
Mitch Kupchak	Player	1977-78	Washington Bullets
Tommy LaGarde (1)	Player	1978-79	Seattle SuperSonics
Mitch Kupchak	Player	1981-82	Los Angeles Lakers
Bob McAdoo	Player	1981-82	Los Angeles Lakers
Bobby Jones (1)	Player	1982-83	Philadelphia 76ers
Mitch Kupchak (3)	Player	1984-85	Los Angeles Lakers
Bob McAdoo (2)	Player	1984-85	Los Angeles Lakers
James Worthy	Player	1984-85	Los Angeles Lakers
James Worthy	Player	1986-87	Los Angeles Lakers
James Worthy (3)	Player	1987-88	Los Angeles Lakers
Michael Jordan	Player	1990-91	Chicago Bulls
Scott Williams	Player	1990-91	Chicago Bulls
Michael Jordan	Player	1991-92	Chicago Bulls
Scott Williams	Player	1991-92	Chicago Bulls
Michael Jordan	Player	1992-93	Chicago Bulls
Scott Williams (3)	Player	1992-93	Chicago Bulls
Kenny Smith	Player	1993-94	Houston Rockets
Pete Chilcutt (1)	Player	1994-95	Houston Rockets
Kenny Smith (2)	Player	1994-95	Houston Rockets
Michael Jordan	Player	1995-96	Chicago Bulls
Michael Jordan	Player	1996-97	Chicago Bulls
Michael Jordan (6)	Player	1997-98	Chicago Bulls
Rick Fox	Player	1999-00	Los Angeles Lakers
Rick Fox	Player	2000-01	Los Angeles Lakers
Rick Fox (3)	Player	2001-02	Los Angeles Lakers
Rasheed Wallace (1)	Player	2003-04	Detroit Pistons
Brendan Haywood (1)	Player	2010-11	Dallas Mavericks
Danny Green	Player	2013-14	San Antonio Spurs
Harrison Barnes (1)	Player	2014-15	Golden State Warriors
James M McAdoo	Player	2014-15	Golden State Warriors
James M McAdoo (2)	Player	2016-17	Golden State Warriors
Danny Green	Player	2018-19	Toronto Raptors
Danny Green (3)	Player	2019-20	Los Angeles Lakers

Name	Affiliation	Season	Team
Billy Cunningham (1)	Head Coach	1982-83	Philadelphia 76ers
Mitch Kupchak	Asst. GM	1986-87	Los Angeles Lakers
Mitch Kupchak	Asst. GM	1987-88	Los Angeles Lakers
Mitch Kupchak	General Manager	1999-00	Los Angeles Lakers
Mitch Kupchak	General Manager	2000-01	Los Angeles Lakers
Mitch Kupchak	General Manager	2001-02	Los Angeles Lakers
Larry Brown (1)	Head Coach	2003-04	Detroit Pistons
Dave Hanners (1)	Assistant Coach	2003-04	Detroit Pistons
John Kuester (1)	Assistant Coach	2003-04	Detroit Pistons
Pat Sullivan (1)	Video Coordinator	2003-04	Detroit Pistons
Bob McAdoo	Assistant Coach	2005-06	Miami Heat
Mitch Kupchak	General Manager	2008-09	Los Angeles Lakers
Mitch Kupchak (7)	General Manager	2009-10	Los Angeles Lakers
Bob McAdoo	Assistant Coach	2011-12	Miami Heat
Bob McAdoo (3)	Assistant Coach	2012-13	Miami Heat

**PLAYERS WITH NCAA CHAMPIONSHIPS AND NBA TITLES**

James Worthy – 1982 UNC; 1985, 1987, 1988 L.A. Lakers  
Michael Jordan – 1982 UNC; 1991, 1992, 1993, 1996, 1997, 1998 Chicago  
Danny Green – 2009 UNC; 2014 San Antonio; 2019 Toronto; 2020 L.A. Lakers

**PLAYERS WHO HAVE WON NBA CHAMPIONSHIPS ON THREE TEAMS**


Danny Green	San Antonio, Toronto, Los Angeles Lakers
Robert Horry	Houston, Los Angeles Lakers, San Antonio
LeBron James	Miami, Cleveland, Los Angeles Lakers
John Salley	Detroit, Chicago, Los Angeles Lakers

**NBA CHAMPIONSHIPS BY ACC SCHOOLS (PLAYERS ONLY)**

School	Players	Championships	Players w/3 or More Titles
UNC	17	35	6
Louisville	10	8	0
Duke	6	8	0
NC State	8	6	0
Notre Dame	8	5	1
Virginia	6	5	0
Georgia Tech	8	4	1
Wake Forest	8	4	1
Florida State	6	3	1
Syracuse	4	4	0
Clemson	5	2	1
Miami	4	2	1
Boston College	2	2	0



## TAR HEELS BY NBA TEAM



**COBY WHITE** averaged more than 26 points over his final nine games for the Chicago Bulls last season. He was the first Tar Heel selected by the Bulls in the first round since Michael Jordan.

### ATLANTA HAWKS

Tyler Zeller	2019
Vince Carter	2018-20
Jerry Stackhouse	2011-12
Marvin Williams	2005-12
Rasheed Wallace	2004
Shammond Williams	1998-99
Kenny Smith	1990
Dudley Bradley	1988-89
Al Wood	1981-82

### BOSTON CELTICS

Tyler Zeller	2014-17
Brandan Wright	2014-15
Rasheed Wallace	2009-10
Shammond Williams	2002-03
Joseph Forte	2001-02
Eric Montross	1994-96
Matt Wenstrom	1993-94
Joe Wolf	1992
Rick Fox	1991-97
Dave Popson	1990-91
Bob McAdoo	1979
Charlie Scott	1975-77
Bones McKinney	1950-52

### BROOKLYN/NEW JERSEY NETS

Theo Pinson	2018-20
Ed Davis	2018-19
Tyler Zeller	2017-18
Wayne Ellington	2015-16
Jerry Stackhouse	2012-13
Brandan Wright	2011
Jeff McInnis	2005-07
Vince Carter	2004-09
Hubert Davis	2004
Eric Montross	1997
Dudley Bradley	1987-88
Tom LaGarde	1984
Phil Ford	1982
Bob McAdoo	1981
Mike O'Koren	1980-86, 1987-88

### CHARLOTTE HORNETS/BOBCATS

Marcus Paige	2017-18
Tyler Hansbrough	2015-16
Marvin Williams	2014-20
P.J. Hairston	2014-16
Brendan Haywood (Bobcats)	2012-14
Jeff McInnis (Bobcats)	2007-08
Raymond Felton (Bobcats)	2005-10
Sean May (Bobcats)	2005-09
Joe Wolf (Hornets)	1994-95, 1999
J.R. Reid (Hornets)	1989-92, 1997-99

### CHICAGO BULLS

<b>Coby White</b>	<b>2019-</b>
Scott Williams	1990-94
Michael Jordan	1984-93, 1996-98
Dudley Bradley	1982-83

### CLEVELAND CAVALIERS

John Henson	2018-20
Brendan Haywood	2014-15
Wayne Ellington	2013
Tyler Zeller	2012-14
Antawn Jamison	2010-12
Danny Green	2009-10
Jawad Williams	2008-11
Jeff McInnis	2004-05
Scott Williams	2004-05
Pete Chilcutt	2000
J.R. Reid	2000
Brad Daugherty	1986-94
Geff Crompton	1983-84
Bobby Lewis	1970-71

### DALLAS MAVERICKS

Justin Jackson	2019-20
Harrison Barnes	2016-19
Raymond Felton	2014-16
Wayne Ellington	2013-14
Vince Carter	2011-14
Brandan Wright	2011-14
Brendan Haywood	2010-12
Jerry Stackhouse	2004-09
Scott Williams	2004
Antawn Jamison	2003-04
Hubert Davis	1997-2001
Eric Montross	1996-97
Al Wood	1986-87
Sam Perkins	1984-90
Tom LaGarde	1980-82

### DENVER NUGGETS

Raymond Felton	2011
Ty Lawson	2009-15
Shammond Williams	2003
Scott Williams	2001-02
Kenny Smith	1997
Jeff McInnis	1996
Walter Davis	1988-91, 91-92
Joe Wolf	1990-92, 1997-98
Charlie Scott	1978-80
Geff Crompton	1978-79
John Kuester	1978-79
Tom LaGarde	1977-78
Bobby Jones	1976-78

### DETROIT PISTONS

<b>Tony Bradley</b>	<b>2020-</b>
<b>John Henson</b>	<b>2020-</b>
Wayne Ellington	2019
Reggie Bullock	2015-19
Rasheed Wallace	2004-09
Hubert Davis	2002-04
Jerry Stackhouse	1997-2002
Eric Montross	1997-2001
Kenny Smith	1996
Pete Chilcutt	1994
Bob McAdoo	1979-81



**KENNY SMITH** won NBA championships with the Houston Rockets in 1994 and 1995. He scored in double figures in Game 7 of the 1994 NBA Finals vs. the New York Knicks.

### GOLDEN STATE/SAN FRANCISCO/PHILADELPHIA WARRIORS

James Michael McAdoo	2014-17
Harrison Barnes	2012-16
Brandan Wright	2007-11
Antawn Jamison	1998-2003
Clifford Rozier	1994-96
Bobby Lewis (SF)	1967-70
York Larese (PHIL)	1961-62
Lennie Rosenbluth (PHIL)	1957-59

### HOUSTON ROCKETS

Brandan Wright	2018
Ty Lawson	2015-16
Pete Chilcutt	1994-96
Kenny Smith	1990-96
Phil Ford	1983-84

### INDIANA PACERS

Ty Lawson	2016
Tyler Hansbrough	2009-13
Sam Perkins	1998-2001
Dudley Bradley	1979-81
John Kuester	1979-80
Darrell Elston	1976-77

### LOS ANGELES/SAN DIEGO CLIPPERS (BUFFALO BRAVES)

Brice Johnson	2016-18
Raymond Felton	2016-17
Alex Stepheson	2016
Reggie Bullock	2013-14
Antawn Jamison	2013-14
Jeff McInnis	2000-02
Pete Chilcutt	2000
Dave Popson	1988-89
Joe Wolf	1987-90
Al Wood (SD)	1982-83
Bob McAdoo (BUFF)	1972-76





**DANNY GREEN** is one of five Tar Heels to win an NBA championship as a Los Angeles Laker, joining Rick Fox, Mitch Kupchak, Bob McAdoo and James Worthy on that list.

#### LOS ANGELES LAKERS

Danny Green	2019-20
Reggie Bullock	2019
Travis Wear	2018
Ed Davis	2014-15
Wayne Ellington	2014-15
Kendall Marshall	2013-14
Antawn Jamison	2012-13
Shammond Williams	2006-07
J.R. Reid	1999
Rick Fox	1997-2004
George Lynch	1993-96
Sam Perkins	1990-93
Steve Bucknall	1989-90
James Worthy	1982-94
Mitch Kupchak	1981-86
Bob McAdoo	1981-85
Charlie Scott	1977-78

#### MEMPHIS/VANCOUVER GRIZZLIES

Tyler Zeller	2019
Brice Johnson	2018
P.J. Hairston	2016
Alex Stepheson	2016
Brandon Wright	2015-18
Vince Carter	2014-17
Ed Davis	2013-14
Wayne Ellington	2012-13
Makhtar Ndiaye (VAN)	1999
Pete Chilcutt (VAN)	1996-99
George Lynch (VAN)	1996-98

#### MIAMI HEAT

Wayne Ellington	2016-19
Jerry Stackhouse	2010
Dave Popson	1989

#### MILWAUKEE BUCKS

Marvin Williams	2020
Tyler Zeller	2018
Kendall Marshall	2014-15
John Henson	2012-18
Jerry Stackhouse	2010
David Noel	2006-07
Scott Williams	1999-2001
J.R. Reid	1999-2000
Joe Wolf	1996-97

Dave Popson	1992
Dudley Bradley	1986-87
Phil Ford	1982-83
Geff Crompton	1981-82

#### MINNESOTA TIMBERWOLVES

<b>Ed Davis</b>	<b>2020-</b>
Wayne Ellington	2009-12
Rashad McCants	2005-09
Clifford Rozier	1997

#### NEW ORLEANS/CHARLOTTE PELICANS/HORNETS

Larry Drew II	2018
Shammond Williams	2004
George Lynch	2001-05

#### NEW YORK KNICKS

Theo Pinson	2020
<b>Reggie Bullock</b>	<b>2019-</b>
Wayne Ellington	2019-20
Isaiah Hicks	2017-19
Travis Wear	2014-15
Rasheed Wallace	2012-13
Raymond Felton	2010-11, 2012-14
J.R. Reid	1996
Hubert Davis	1992-96
Bob McAdoo	1976-79
Pete Brennan	1958-59

#### OKLAHOMA CITY THUNDER/SEATTLE SONICS

<b>Justin Jackson</b>	<b>2020-</b>
Raymond Felton (OKC)	2017-19
Joseph Forte (SEA)	2002-03
Shammond Williams (SEA)	1999-2002
Sam Perkins (SEA)	1993-98
Al Wood (SEA)	1983-86
Tom LaGarde (SEA)	1978-80

#### ORLANDO MAGIC

<b>Cole Anthony</b>	<b>2020-</b>
Vince Carter	2009-10
Shammond Williams	2003-04
Clifford Rozier	1996-97
Kenny Smith	1996-97
Joe Wolf	1995-96

#### PHILADELPHIA 76ERS (SYRACUSE NATIONALS)

<b>Danny Green</b>	<b>2020-</b>
James Michael McAdoo	2017-18
Kendall Marshall	2015-16
Larry Drew II	2014-15, 2018
George Lynch	1998-2001
Jerry Stackhouse	1995-97
Scott Williams	1994-99
Bob McAdoo	1986
Bobby Jones	1978-86
Billy Cunningham	1965-72, 1974-76
Lee Shaffer (SYR/PHIL)	1961-64
Tommy Kearns (SYR)	1958-59

#### PHOENIX SUNS

<b>Cameron Johnson</b>	<b>2019-</b>
Brandon Wright	2015
Reggie Bullock	2014-15
Kendall Marshall	2012-13
Vince Carter	2009-10
Scott Williams	2002-04
Dudley Bradley	1981-82
Walter Davis	1977-88
Bill Chamberlain	1973-74
Charlie Scott	1972-75

#### PORTLAND TRAIL BLAZERS

<b>Nassir Little</b>	<b>2019-</b>
Ed Davis	2015-18
Raymond Felton	2011-12
Jeff McInnis	2002-04
Rasheed Wallace	1996-2004
Joe Wolf	1992-93
Walter Davis	1991
Geff Crompton	1980-81

#### SACRAMENTO/KANSAS CITY KINGS

<b>Harrison Barnes</b>	<b>2019-</b>
Justin Jackson	2017-19
Vince Carter	2017-18
Ty Lawson	2016-17
David Wear	2015
Sean May	2009-10
Rashad McCants	2009
Kevin Salvadori	1996-98
Derrick Phelps	1995
Pete Chilcutt	1991-94
Kenny Smith	1987-90
Phil Ford (KC)	1978-82
John Kuester (KC)	1977-78

#### SAN ANTONIO SPURS

<b>Tyler Zeller</b>	<b>2020</b>
Danny Green	2010-18
J.R. Reid	1992-96
Jeff Lebo	1989
Geff Crompton	1982-83
Rich Yonakor	1982
George Karl	1976-78

#### TORONTO RAPTORS

Danny Green	2018-19
Tyler Hansbrough	2013-15
Ed Davis	2010-13
Eric Montross	2001-02
Vince Carter	1998-2004
Clifford Rozier	1997
Hubert Davis	1996-97

#### UTAH JAZZ

Ed Davis	2019-20
Tony Bradley	2017-20
Marvin Williams	2012-14
Pete Chilcutt	1999-2000

#### WASHINGTON/BALTIMORE WIZARDS/BULLETS (CHICAGO PACKERS/ZEPHYRS)

Ty Lawson	2018
Antawn Jamison	2004-10
Jerry Stackhouse	2002-04
Brendan Haywood	2001-10
Michael Jordan	2001-03
Hubert Davis	2001-02
Jeff McInnis	1999
Rasheed Wallace	1995-96
Mike O'Koren	1986-87
Dudley Bradley	1984-86
Mitch Kupchak	1976-81
York Larese (CHI)	1961
John Dillon (WASH)	1949-50
Bones McKinney (WASH)	1949-50

as of November 21, 2020



**Hall of Famer JAMES WORTHY** won three NBA titles as a Laker, earning Finals MVP honors in 1988 when he had 36 points, 16 rebounds and 10 assists in Game 7 vs. the Detroit Pistons.



## UNC'S NBA AWARD WINNERS

### NBA Most Valuable Player

1974-75	Bob McAdoo	Buffalo Braves
1987-88	Michael Jordan	Chicago Bulls
1990-91	Michael Jordan	Chicago Bulls
1991-92	Michael Jordan	Chicago Bulls
1995-96	Michael Jordan	Chicago Bulls
1997-98	Michael Jordan	Chicago Bulls

### NBA Coach of the Year

1987-88	Doug Moe	Denver Nuggets
2000-01	Larry Brown	Philadelphia 76ers

### NBA Rookie of the Year

1972-73	Bob McAdoo	Buffalo Braves
1977-78	Walter Davis	Phoenix Suns
1978-79	Phil Ford	Kansas City Kings
1984-85	Michael Jordan	Chicago Bulls
1998-99	Vince Carter	Toronto Raptors

### NBA Defensive Player of the Year

1987-88	Michael Jordan	Chicago Bulls
---------	----------------	---------------

### NBA Sixth-Man Award

1982-83	Bobby Jones	Philadelphia 76ers
2003-04	Antawn Jamison	Dallas Mavericks

### NBA Finals Most Valuable Player

1988	James Worthy	Los Angeles Lakers
1991	Michael Jordan	Chicago Bulls
1992	Michael Jordan	Chicago Bulls
1993	Michael Jordan	Chicago Bulls
1996	Michael Jordan	Chicago Bulls
1997	Michael Jordan	Chicago Bulls
1998	Michael Jordan	Chicago Bulls

### All-NBA Team Selections

1968-69	Billy Cunningham	Philadelphia 76ers	First team
1969-70	Billy Cunningham	Philadelphia 76ers	First team
1970-71	Billy Cunningham	Philadelphia 76ers	First team
1971-72	Billy Cunningham	Philadelphia 76ers	Second team
1973-74	Bob McAdoo	Buffalo Braves	Second team
1974-75	Bob McAdoo	Buffalo Braves	First team
1977-78	Walter Davis	Phoenix Suns	Second team
1978-79	Walter Davis	Phoenix Suns	Second team
	Phil Ford	Kansas City Kings	Second team
1984-85	Michael Jordan	Chicago Bulls	Second team
1986-87	Michael Jordan	Chicago Bulls	First team
1987-88	Michael Jordan	Chicago Bulls	First team
1988-89	Michael Jordan	Chicago Bulls	First team
1989-90	Michael Jordan	Chicago Bulls	First team
	James Worthy	Los Angeles Lakers	Third team
1990-91	Michael Jordan	Chicago Bulls	First team
	James Worthy	Los Angeles Lakers	Third team
1991-92	Michael Jordan	Chicago Bulls	First team
	Brad Daugherty	Cleveland Cavaliers	Third team
1992-93	Michael Jordan	Chicago Bulls	First team
1995-96	Michael Jordan	Chicago Bulls	First team
1996-97	Michael Jordan	Chicago Bulls	First team
1997-98	Michael Jordan	Chicago Bulls	First team
1999-00	Vince Carter	Toronto Raptors	Third team
2000-01	Vince Carter	Toronto Raptors	Second team

**Totals:** 25 All-NBA Team Selections (14 first team, seven second team, four third team)



### NBA All-Rookie Team Selections

1965-66	Billy Cunningham	Philadelphia 76ers	First team
1972-73	Bob McAdoo	Buffalo Braves	First team
1976-77	Mitch Kupchak	Washington Bullets	First team
1977-78	Walter Davis	Phoenix Suns	First team
1978-79	Phil Ford	Kansas City Kings	First team
1982-83	James Worthy	Los Angeles Lakers	First team
1984-85	Michael Jordan	Chicago Bulls	First team
	Sam Perkins	Dallas Mavericks	First team
1986-87	Brad Daugherty	Cleveland Cavaliers	First team
1987-88	Kenny Smith	Sacramento Kings	First team
1989-90	J.R. Reid	Charlotte Hornets	Second team
1991-92	Rick Fox	Boston Celtics	Second team
1994-95	Eric Montross	Boston Celtics	Second team
1995-96	Jerry Stackhouse	Philadelphia 76ers	First team
	Rasheed Wallace	Washington Bullets	Second team
1998-99	Vince Carter	Toronto Raptors	First team
	Antawn Jamison	Golden State Warriors	Second team
2005-06	Raymond Felton	Charlotte Bobcats	Second team
	Marvin Williams	Atlanta Hawks	Second team
2012-13	Harrison Barnes	Golden State Warriors	First team
	Tyler Zeller	Cleveland Cavaliers	Second team
2019-20	Coby White	Chicago Bulls	Second team

**Totals:** 21 All-Rookie Team selections (13 first team, nine second team)  
Most All-Rookie Team selections (UNC 22, Kentucky 21, Duke 18, UCLA 12, Arizona 10, Connecticut 10)

### NBA All-Defensive Team Selections

1976-77	Bobby Jones	Denver Nuggets	First team
1977-78	Bobby Jones	Denver Nuggets	First team
1978-79	Bobby Jones	Philadelphia 76ers	First team
1979-80	Bobby Jones	Philadelphia 76ers	First team
1980-81	Bobby Jones	Philadelphia 76ers	First team
	Dudley Bradley	Indiana Pacers	Second team
1981-82	Bobby Jones	Philadelphia 76ers	First team



1982-83	Bobby Jones	Philadelphia 76ers	First team
1983-84	Bobby Jones	Philadelphia 76ers	First team
1984-85	Bobby Jones	Philadelphia 76ers	Second team
1987-88	Michael Jordan	Chicago Bulls	First team
1988-89	Michael Jordan	Chicago Bulls	First team
1989-90	Michael Jordan	Chicago Bulls	First team
1990-91	Michael Jordan	Chicago Bulls	First team
1991-92	Michael Jordan	Chicago Bulls	First team
1992-93	Michael Jordan	Chicago Bulls	First team
1995-96	Michael Jordan	Chicago Bulls	First team
1996-97	Michael Jordan	Chicago Bulls	First team
1997-98	Michael Jordan	Chicago Bulls	First team
2016-17	Danny Green	San Antonio Spurs	Second team

**Totals:** 20 All-Defensive Team Selections (17 first team, three second team)

#### ABA Most Valuable Player

1972-73 Billy Cunningham Carolina Cougars

#### ABA Rookie of the Year

1970-71 Charlie Scott Virginia Squires

#### ABA Coach of the Year

1972-73 Larry Brown Carolina Cougars

1974-75 Larry Brown Denver Nuggets

1975-76 Larry Brown Denver Nuggets

#### All-ABA Team Selections

Larry Brown (2nd team)  
 Billy Cunningham (1st team)  
 Bobby Jones (2nd team)  
 Doug Moe (1st team, 2nd team)  
 Charlie Scott (1st team, 2nd team)

### NBA All-Star Game Selections

Player	Number (Years)
Vince Carter	8 (2000, 2001, 2002, 2003, 2004, 2005, 2006, 2007)
Billy Cunningham	4 (1969, 1970, 1971, 1972)
Brad Daugherty	5 (1988, 1989, 1991, 1992, 1993)
Walter Davis	6 (1978, 1979, 1980, 1981, 1984, 1987)
Antawn Jamison	2 (2005, 2008)
Bobby Jones	4 (1977, 1978, 1981, 1982)
Michael Jordan	14 (1985, 1986, 1987, 1988*, 1989, 1990, 1991, 1992, 1993, 1996*, 1997, 1998*, 2002, 2003)
Bob McAdoo	5 (1974, 1975, 1976, 1977, 1978)
Charlie Scott	3 (1973, 1974, 1975)
Lee Shaffer	1 (1963)
Jerry Stackhouse	2 (2000, 2001)
Rasheed Wallace	4 (2000, 2001, 2006, 2008)
James Worthy	7 (1986, 1987, 1988, 1989, 1990, 1991, 1992)

\*NBA All-Star Game MVP

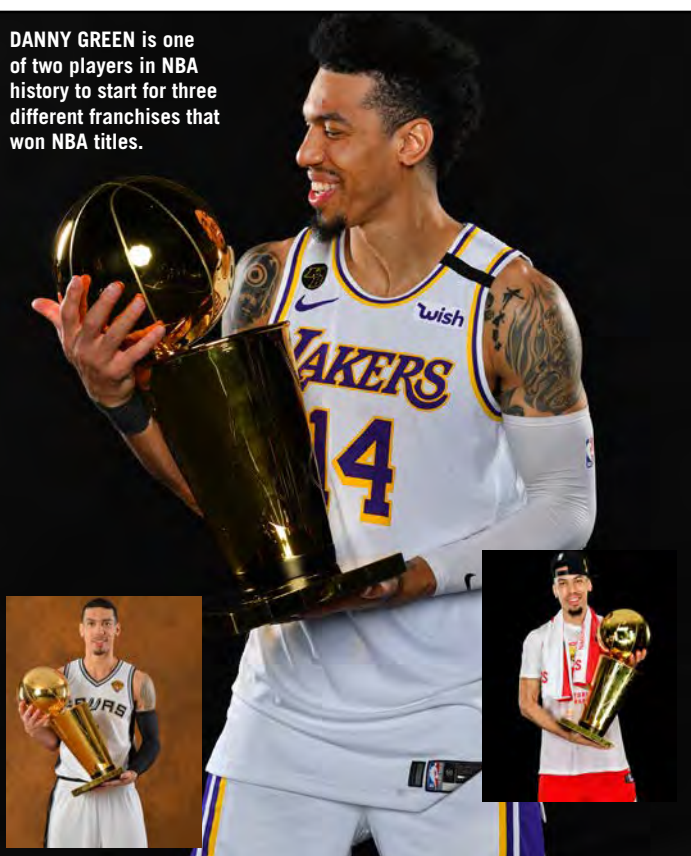
### ABA All-Star Game Selections

Player	Number (Years)
Larry Brown	3 (1968*, 1969, 1970)
Billy Cunningham	1 (1973)
Bobby Jones	1 (1976)
Doug Moe	3 (1968, 1969, 1970)
Charlie Scott	2 (1971, 1972)

\*ABA All-Star Game MVP

### NBA Retired Jerseys

Player	Team
Billy Cunningham (player No. 32 and coach)	Philadelphia 76ers
Brad Daugherty (No. 43)	Cleveland Cavaliers
Walter Davis (No. 6)	Phoenix Suns
Bobby Jones (No. 24)	Philadelphia 76ers
Michael Jordan (No. 23)	Chicago Bulls
Doug Moe (coach)	Denver Nuggets
James Worthy (No.42)	Los Angeles Lakers



**HARRISON BARNES** and **JAMES MICHAEL McADOO** won an NBA title with the Golden State Warriors in 2015. McAdoo won a second ring with the Warriors in 2017.





# NBA DRAFT PICKS

Year	Player	NBA Team	Round	# Pick	# Overall
1947	Fritz Nagy*	Pittsburgh Ironmen	n/a	n/a	n/a
1948	Hook Dillon	Chicago Stags	n/a	n/a	n/a
1948	Norman Kohler	Indianapolis Olympians	n/a	n/a	n/a
1948	Bob Paxton	Indianapolis Olympians	n/a	n/a	n/a
1957	Lennie Rosenbluth	Philadelphia Warriors	1	6	6
1958	Pete Brennan	New York Knicks	1	4	4
1958	Joe Quigg	New York Knicks	2	4	12
1958	Tommy Kearns	Syracuse Nationals	4	6	29
1960	Lee Shaffer	Syracuse Nationals	1	5	5
1960	Doug Moe	Detroit Pistons	7	4	52
1961	York Laresse	Chicago Packers	2	11	20
1961	Doug Moe	Chicago Packers	2	13	22
1961	Dick Kepley	St. Louis Hawks	11	7	98
1962	Jim Hudock	Philadelphia Warriors	6	7	50
1962	Ken McComb	Philadelphia Warriors	10	6	84
1962	Donnie Walsh	Philadelphia Warriors	11	5	89
1963	Larry Brown	Baltimore Bullets	7	2	55
1965	Billy Cunningham	Philadelphia 76ers	1	4	4
1966	Bob Bennett	New York Knicks	13	1	101
1967	Bobby Lewis	San Francisco Warriors	4	8	39
1967	Mark Mirken	New York Knicks	11	4	117
1968	Larry Miller	Philadelphia 76ers	5	12	62
1969	Bill Bunting	New York Knicks	2	11	26
1969	Dick Grubar	Los Angeles Lakers	6	12	83
1969	Rusty Clark	Detroit Pistons	11	4	145
1970	Charles Scott	Boston Celtics	7	4	106
1971	Lee Dedmon	Los Angeles Lakers	5	13	81
1972	Robert McAdoo	Buffalo Braves	1	2	2
1972	Dennis Wuycik	Boston Celtics	2	14	27
1972	Bill Chamberlain	Golden State Warriors	3	13	43
1972	Steve Previs	Boston Celtics	7	14	111
1972	Kim Huband	Buffalo Braves	13	2	176
1972	Craig Corson	Buffalo Braves	14	2	182
1973	George Karl	New York Knicks	4	14	66
1973	Donn Johnston	Buffalo Braves	18	1	207
1974	Bobby Jones	Houston Rockets	1	5	5
1974	Darrell Elston	Atlanta Hawks	3	7	43
1974	John O'Donnell	New York Knicks	10	14	174
1975	Donald Washington	New York Knicks	5	8	80
1975	Ed Stahl	Kansas City-Omaha Kings	5	13	85
1976	Mitch Kupchak	Washington Bullets	1	13	13
1977	Walter Davis	Phoenix Suns	1	5	5
1977	Tommy LaGarde	Denver Nuggets	1	9	9
1977	John Kuester	Kansas City Kings	3	9	53
1977	Bruce Buckley	San Antonio Spurs	6	15	125
1978	Phil Ford	Kansas City Kings	1	2	2
1978	Geff Crompton	Kansas City Kings	4	4	70
1978	Tom Zaliagiris	Milwaukee Bucks	8	12	164
1979	Dudley Bradley	Indiana Pacers	1	13	13
1980	Mike O'Koren	New Jersey Nets	1	6	6
1980	John Virgil	Golden State Warriors	3	3	49
1980	Rich Yonakor	San Antonio Spurs	3	15	61
1980	Jeff Wolf	Milwaukee Bucks	4	17	86
1980	Dave Colescott	Utah Jazz	7	2	140
1981	Al Wood	Atlanta Hawks	1	4	4
1981	Pete Budko	Dallas Mavericks	5	1	93
1981	Mike Pepper	San Diego Clippers	6	8	123
1982	James Worthy	Los Angeles Lakers	1	1	1
1982	Jimmy Black	New Jersey Nets	3	13	59
1982	Chris Brust	Denver Nuggets	6	16	131
1982	Jeb Barlow	Denver Nuggets	7	15	153
1983	Jimmy Braddock	Denver Nuggets	5	14	107
1984	Michael Jordan	Chicago Bulls	1	3	3
1984	Sam Perkins	Dallas Mavericks	1	4	4
1984	Matt Doherty	Cleveland Cavaliers	6	8	119
1984	Cecil Exum	Denver Nuggets	9	10	194
1985	Buzz Peterson	Cleveland Cavaliers	7	8	147
1986	Brad Daugherty \$	Cleveland Cavaliers	1	1	1
1986	Warren Martin	Cleveland Cavaliers	4	3	73
1986	Steve Hale	New Jersey Nets	4	11	81

## NBA DRAFT PICKS BY ROUND

### 1st Round

Lennie Rosenbluth, 1957  
Pete Brennan, 1958  
Lee Shaffer, 1960  
Billy Cunningham, 1965  
Robert McAdoo, 1972  
Bobby Jones, 1974  
Mitch Kupchak, 1976  
Walter Davis, 1977  
Tommy LaGarde, 1977  
Phil Ford, 1978  
Dudley Bradley, 1979  
Mike O'Koren, 1980  
Al Wood, 1981  
James Worthy, 1982  
Michael Jordan, 1984  
Sam Perkins, 1984  
Brad Daugherty, 1986  
Kenny Smith, 1987  
Joe Wolf, 1987  
J.R. Reid, 1989  
Rick Fox, 1991  
Pete Chilcutt, 1991  
Hubert Davis, 1992  
George Lynch, 1993  
Eric Montross, 1994  
Jerry Stackhouse, 1995  
Rasheed Wallace, 1995  
Antawn Jamison, 1998  
Vince Carter, 1998  
Brendan Haywood, 2001  
Joseph Forte, 2001  
Marvin Williams, 2005  
Raymond Felton, 2005  
Sean May, 2005  
Rashad McCants, 2005  
Brandon Wright, 2007  
Tyler Hansbrough, 2009  
Ty Lawson, 2009  
Wayne Ellington, 2009  
Ed Davis, 2010  
Harrison Barnes, 2012  
Kendall Marshall, 2012  
John Henson, 2012  
Tyler Zeller, 2012  
Reggie Bullock, 2013  
P.J. Hairston, 2014  
Brice Johnson, 2016  
Justin Jackson, 2017  
Tony Bradley, 2017  
Coby White, 2019  
Cameron Johnson, 2019  
Nassir Little, 2019  
Cole Anthony, 2020

### 2nd Round

Joe Quigg, 1958  
York Laresse, 1961  
Doug Moe, 1961 (ABA)  
Bill Bunting, 1969  
Dennis Wuycik, 1972  
Jeff McInnis, 1996  
Serge Zwikker, 1997  
Shammond Williams, 1998  
David Noel, 2006  
Reyshawn Terry, 2007  
Danny Green, 2009  
J.P. Tokoto, 2015  
Marcus Paige, 2016

Year	Player	NBA Team	Round	# Pick	# Overall
1987	Kenny Smith	Sacramento Kings	1	6	6
1987	Joe Wolf	Los Angeles Clippers	1	13	13
1987	Dave Popson	Detroit Pistons	4	19	88
1987	Curtis Hunter	Denver Nuggets	7	18	156
1989	J.R. Reid	Charlotte Hornets	1	5	5
1991	Rick Fox	Boston Celtics	1	24	24
1991	Pete Chilcutt	Sacramento Kings	1	27	27
1992	Hubert Davis	New York Knicks	1	20	20
1993	George Lynch	Los Angeles Lakers	1	12	12
1994	Eric Montross \$	Boston Celtics	1	9	9
1994	Clifford Rozier**	Golden State Warriors	1	16	16
1995	Jerry Stackhouse \$	Philadelphia 76ers	1	3	3
1995	Rasheed Wallace \$	Washington Bullets	1	4	4
1996	Jeff McInnis	Denver Nuggets	2	8	37
1997	Serge Zwikker	Houston Rockets	2	1	29
1998	Antawn Jamison \$	Toronto Raptors	1	4	4
1998	Vince Carter \$	Golden State Warriors	1	5	5
1998	Shammond Williams	Chicago Bulls	2	5	34
2001	Brendan Haywood	Cleveland Cavaliers	1	20	20
2001	Joseph Forte	Boston Celtics	1	21	21
2005	Marvin Williams \$	Atlanta Hawks	1	2	2
2005	Raymond Felton \$	Charlotte Bobcats	1	5	5
2005	Sean May \$	Charlotte Bobcats	1	13	13
2005	Rashad McCants \$	Minnesota Timberwolves	1	14	14
2006	David Noel	Milwaukee Bucks	2	9	39
2007	Brandan Wright \$	Charlotte Bobcats	1	8	8
2007	Reyshawn Terry	Orlando Magic	2	14	44
2009	Tyler Hansbrough \$	Indiana Pacers	1	13	13
2009	Ty Lawson	Minnesota Timberwolves	1	18	18
2009	Wayne Ellington	Minnesota Timberwolves	1	28	28
2009	Danny Green	Cleveland Cavaliers	2	16	46
2010	Ed Davis \$	Toronto Raptors	1	13	13
2012	Harrison Barnes \$	Golden State Warriors	1	7	7
2012	Kendall Marshall \$	Phoenix Suns	1	13	13
2012	John Henson \$	Milwaukee Bucks	1	14	14
2012	Tyler Zeller	Dallas Mavericks	1	17	17
2013	Reggie Bullock	Los Angeles Clippers	1	25	25
2014	P.J. Hairston	Miami Heat	1	26	26
2015	J.P. Tokoto	Philadelphia 76ers	2	28	58
2016	Brice Johnson	Los Angeles Clippers	1	25	25
2016	Marcus Paige	Brooklyn Nets	2	25	55
2017	Justin Jackson	Portland Trail Blazers	1	15	15
2017	Tony Bradley	Los Angeles Lakers	1	28	28
2019	Coby White \$	Chicago Bulls	1	7	7
2019	Cameron Johnson \$	Minnesota Timberwolves	1	11	11
2019	Nassir Little	Portland Trail Blazers	1	25	25
2020	Cole Anthony	Orlando Magic	1	15	15

\$ denotes Lottery Picks (top 7 in 1985, top 3 in 1986-89, top 11 in 1990-95, top 13 in 1996-2003, top 14 in 2004-19)

\* Nagy played one season at UNC before World War II then finished his career at Akron

\*\* Rozier played one season at UNC in 1990-91 and transferred to Louisville

#### NBA First Round Draft Picks

54 – Kentucky  
**53– North Carolina**  
 48 – Duke  
 41 – UCLA  
 34 – Kansas  
 27 – Michigan  
 26 – Indiana  
 24 – Syracuse  
 24 – Louisville  
 24 – Arizona

#### NBA Draft Picks, All Rounds

135 – Kentucky  
 124 – UCLA  
**117– North Carolina**  
 101 – Duke  
 87 – Kansas  
 77 – Indiana  
 74 – Louisville  
 74 – Arizona  
 72 – Syracuse  
 71 – Michigan

#### NBA First Round Draft Picks (ACC)

**53 – North Carolina**  
 48 – Duke  
 24 – Louisville  
 24 – Syracuse  
 20 – Notre Dame  
 19 – Georgia Tech  
 16 – NC State  
 15 – Florida State  
 14 – Wake Forest  
 10 – Boston College  
 10 – Virginia  
 7 – Clemson  
 5 – Miami  
 5 – Pitt  
 2 – Virginia Tech

#### Multiple First-Round Picks, ACC Schools

UNC 12 times, Duke 11, Florida State 2, Boston College 1, Georgia Tech 1, Maryland 3, NC State 1, South Carolina 1, Virginia 1, Wake Forest 1

#### Three or More First-Round Picks, ACC Schools

Duke 5 times  
 UNC 4 times (2005, 2009, 2012, 2019)

## DRAFT PICKS BY ROUND

### 3rd Round

Bill Chamberlain, 1972  
 Darrell Elston, 1974  
 John Kuester, 1977  
 John Virgil, 1980  
 Rich Yonaker, 1980  
 Jimmy Black, 1982

### 4th Round

Tommy Kearns, 1958  
 Bobby Lewis, 1967  
 George Karl, 1973  
 Geff Crompton, 1978  
 Jeff Wolf, 1980  
 Warren Martin, 1986  
 Steve Hale, 1986  
 Dave Popson, 1987

### 5th Round

Larry Miller, 1968  
 Lee Dedmon, 1971  
 Donald Washington, 1975  
 Ed Stahl, 1975  
 Pete Budko, 1981  
 Jimmy Braddock, 1983

### 6th Round

Jim Hudock, 1962  
 Bruce Buckley, 1977  
 Dick Grubar, 1969  
 Mike Pepper, 1981  
 Chris Brust, 1982  
 Matt Doherty, 1984

### 7th Round

Doug Moe, 1960  
 Larry Brown, 1963  
 Charlie Scott, 1970  
 Steve Previs, 1972  
 Dave Colescott, 1980  
 Jeb Barlow, 1982  
 Buzz Peterson, 1985  
 Curtis Hunter, 1987

### 8th Round

Tom Zaliagiris, 1978

### 9th Round

Cecil Exum, 1984

### 10th Round

Ken McComb, 1962  
 John O'Donnell, 1974

### 11th Round

Dick Kopley, 1961  
 Donnie Walsh, 1962  
 Mark Mirken, 1967  
 Rusty Clark, 1969

### 13th Round

Bob Bennett, 1966  
 Kim Huband, 1972

### 14th Round

Craig Corson, 1972

### 18th Round

Donn Johnston, 1973



# NBA/ABA CAREER STATISTICS

## **BARNES, HARRISON (Golden State, Dallas, Sacramento)**

Has played eight seasons in the NBA • 2019-20 was his first full season with Sacramento, where is signed through 2022-23 • Named to the NBA Foundation's Board of Directors and was one of five players to receive the NBA Cares Community Assist award in 2020 • One of only two players on the eight-person Board of Directors for the new NBA Foundation that also includes Michael Jordan, commissioner Adam Silver and NBPA executive director Michele Roberts • Averaged 14.5 points last season, his sixth straight averaging in double figures • Season-high 32 points against Memphis • Fourth straight season shooting 38 percent or better from three-point range • Career-high 2.2 assists per game • Averaged a career-high 19.2 points in 2017 • Scored a career-high 34 points against Denver in 2016 • Starting small forward for the 2016 Golden State Warriors, which set the NBA single-season record with 73 wins, and the 2015 NBA champions • Only Warrior to start every game in 2015 when Golden State won the NBA title • Scored in double figures 11 times in the 2016 NBA Playoffs, including 18 in Game 3 of the Finals • Scored 24 points in the clinching game of the 2015 Western Conference finals vs. Houston • Seventh pick in the first round in the 2012 NBA Draft (Golden State) • First-team All-Rookie selection in 2013 • Averaged 17.3 points in six games against San Antonio in second round of 2013 NBA Playoffs • Gold medalist in 2016 Summer Olympics.

Yrs.	GP-GS	MIN	AVE	FG	FG%	3FG	3FG%	FT	FT%	OFF	DEF	REB	AVG	PF	A	TO	BL	ST	PTS	AVG
2019-20	72-72	2482	34.5	365-793	.460	102-268	.381	214-267	.801	77	278	355	4.9	93	159	88	12	43	1046	14.5
8	612-551	19074	31.2	3090-6904	.448	760-2028	.375	1428-1794	.796	617	2383	3000	4.9	1017	989	719	117	426	8368	13.7

## **BRADLEY, DUDLEY (Indiana, Phoenix, Chicago, Washington, Milwaukee, New Jersey, Atlanta)**

Second-team All-Defense in 1980-81 • Ranked third in steals as a rookie in 1979-80 with 211 and fourth in 1980-81 with 166 • Career-high eight steals as a Washington Bullet against Philadelphia on 11/20/84.

Yrs.	GP-GS	MIN	AVE	FG	FG%	3FG	3FG%	FT	FT%	OFF	DEF	REB	AVG	PF	A	TO	BL	ST	PTS	AVG
9	600-62	10192	17.0	1222-2780	.440	101-345	.293	586-803	.730	317	781	1098	1.8	1220	1147	682	182	940	3131	5.2

## **BRADLEY, TONY (Utah, Detroit)**

Played three seasons with Utah • Traded to Detroit prior to the 2020-21 season • Scored a career-high 15 points twice.

Yrs.	GP-GS	MIN	AVE	FG	FG%	3FG	3FG%	FT	FT%	OFF	DEF	REB	AVG	PF	A	TO	BL	ST	PTS	AVG
2019-20	58-3	663	11.4	126-189	.667	3-3	1.000	30-46	.652	111	156	267	4.6	115	23	30	33	14	285	4.9
3	70-3	728	10.4	137-216	.634	3-4	.750	33-50	.660	124	169	293	4.2	115	25	33	35	16	310	4.4

## **BRENNAN, PETE (New York)**

Scored a career high 11 points against the Minneapolis Lakers on 3/5/59.

Yrs.	GP	MIN	AVE	FG	FG%	3FG	3FG%	FT	FT%	OFF	DEF	REB	AVG	PF	A	TO	BL	ST	PTS	AVG
1	16	136	8.5	13-43	.302	—	—	14-25	.560	—	—	31	1.9	15	6	—	—	—	40	2.5

## **BROWN, LARRY (ABA— New Orleans, Oakland, Washington, Virginia, Denver)**

Led the ABA in assists three times and was seventh in ABA history in assists • Won 1969 ABA championship with the Oakland Oaks • Three-time ABA All-Star and 1968 ABA All-Star Game MVP • Won an NBA title as head coach of the Detroit Pistons in 2004 • Won 1098 NBA games as a head coach and was the 2002 NBA Coach of the Year.

Yrs.	GP	MIN	AVE	FG	FG%	3FG	3FG%	FT	FT%	OFF	DEF	REB	AVG	PF	A	TO	BL	ST	PTS	AVG
5	376	11309	30.1	1384-3357	.412	48-209	.230	1413-1737	.813	—	—	1005	2.7	1059	2509	1447	—	—	4229	11.2

## **BUCKNALL, STEVE (Los Angeles Lakers)**

Yrs.	GP	MIN	AVE	FG	FG%	3FG	3FG%	FT	FT%	OFF	DEF	REB	AVG	PF	A	TO	BL	ST	PTS	AVG
1	18-0	75	4.2	9-33	.273	0-1	.000	5-6	.833	5	2	7	0.4	10	10	11	1	2	23	1.3

## **BULLOCK, REGGIE (Los Angeles Clippers, Phoenix, Detroit, Los Angeles Lakers, New York)**

Has played seven seasons in the NBA • 2019-20 was his first with the N.Y. Knicks • Averaged 8.1 points in only 29 games, due to spinal fusion surgery that sidelined him for two and a half months to begin the season • Averaged 11.3, 11.3, 9.3 and 8.1 points over the last four seasons • Career 38.5 percent shooter from three-point range • Career-high seven three-pointers and 33 points vs. Minnesota on 12/18/18.

Yrs.	GP	MIN	AVE	FG	FG%	3FG	3FG%	FT	FT%	OFF	DEF	REB	AVG	PF	A	TO	BL	ST	PTS	AVG
2019-20	29-19	684	23.6	90-224	.402	53-113	.469	17-21	.810	13	55	68	2.3	56	42	19	3	25	234	8.1
7	301-138	5924	19.7	766-1781	.430	397-1030	.385	161-195	.826	101	530	631	2.1	331	342	170	38	159	2090	6.9

## **BUNTING, BILL (ABA— Carolina, New Jersey, Virginia)**

Yrs.	GP	MIN	AVE	FG	FG%	3FG	3FG%	FT	FT%	OFF	DEF	REB	AVG	PF	A	TO	BL	ST	PTS	AVG
3	145	1939	13.4	214-508	.421	0-1	.000	195-247	.789	180	237	417	2.9	274	95	127	—	—	623	4.3

## **CARTER, VINCE (Toronto, New Jersey, Orlando, Phoenix, Dallas, Memphis, Sacramento, Atlanta)**

First NBA player to play in four decades • Retired after the 2019-20 season, his 22nd in the league, an all-time NBA record (Kevin Garnett, Dirk Nowitzki, Robert Parish and Kevin Willis played 21) • Recipient of the NBA's 2019-20 Sportsmanship Award • One of three players in NBA history with 25,000 points and 2,000 three-pointers (with Reggie Miller and Paul Pierce) • Third all-time in games behind Parish and Kareem Abdul-Jabbar • Sixth all-time in three-pointers (2,290) and 19th in points (25,728) • Won the 2016 Twyman-Stokes Award, voted by NBA players, for being the best teammate in the league • Scored the second-most points (behind only Michael Jordan), made the most 3FGs and had the third-most assists by any Tar Heel in NBA history • Eight-time NBA All-Star • 1999 NBA Rookie of the Year, All-NBA second team in 2001, All-NBA third team in 2000 • Top 10 in scoring six times, top 10 in made field goals five times, top 10 in free throws made three times • Led league in all-star fan voting four times • Career high 51 points twice • Made nine three-pointers vs. Memphis in 2006 • Career scoring average of 16.7 (averaged 24.1 his first nine seasons).

Yrs.	GP-GS	MIN	AVE	FG	FG%	3FG	3FG%	FT	FT%	OFF	DEF	REB	AVG	PF	A	TO	BL	ST	PTS	AVG
2019-20	60-0	876	14.6	107-304	.435	61-202	.302	23-29	.793	18	106	124	2.1	90	48	33	25	23	298	5.0
22	1541-983	46367		9293-21339	.435	2290-6168	.371	4852-6082	.798	1658	4948	6606	4.3	3995	4714	2590	888	1530	25728	16.7



**CHAMBERLAIN, BILL (ABA– Kentucky, Memphis; NBA– Phoenix)**

Yrs.	GP	MIN	AVE	FG	FG%	3FG	3FG%	FT	FT%	OFF	DEF	REB	AVG	PF	A	TO	BL	ST	PTS	AVG
ABA-1	50	665	13.3	112-282	.397	2-8	.250	36-59	.610	61	57	118	2.4	98	76	58	–	–	262	5.2
NBA-1	28	367	13.1	57-130	.438	–	–	39-56	.696	33	47	80	2.9	74	37	–	12	20	153	5.5

**CHILCUTT, PETE (Sacramento, Detroit, Houston, Vancouver, Utah, Cleveland, L.A. Clippers, Atlanta)**

Member of 1995 NBA champion Houston Rockets • Played in 20 post-season games and scoring 90 points • Scored a career-high 25 points as a Rocket against Denver on 4/9/95 • Scored in double figures three times in the Rockets' NBA-title run in 1995, including 12 points in Houston's 115-114 win over Phoenix in Game 7 of the Western Conference semifinals.

Yrs.	GP-GS	MIN	AVE	FG	FG%	3FG	3FG%	FT	FT%	OFF	DEF	REB	AVG	PF	A	TO	BL	ST	PTS	AVG
9	584-55	8394	14.4	1044-2366	.441	188-494	.381	218-313	.696	663	1272	1935	3.3	853	488	390	210	267	2494	4.3

**CROMPTON, GEEFF (Denver, Portland, Milwaukee, San Antonio, Cleveland)**

Yrs.	GP	MIN	AVE	FG	FG%	3FG	3FG%	FT	FT%	OFF	DEF	REB	AVG	PF	A	TO	BL	ST	PTS	AVG
5	82-1	495	6.0	40-108	.370	0-0	–	19-43	.442	47	92	139	1.7	91	28	43	23	10	99	1.2

**CUNNINGHAM, BILLY (NBA– Philadelphia; ABA– Carolina)**

Naismith Hall of Famer • Four-time NBA all-star, ABA all-star, 1973 ABA Most Valuable Player, three-time first-team All-NBA • Member of 1967 NBA champion Philadelphia 76ers as a player and 1983 NBA champion 76ers as the head coach • Top 40 all-time in NBA history in points and rebounds per game • Averaged 20 or more points six times (four times in the NBA) with a career-high 26.1 ppg in 1970 • Averaged a double-double in six consecutive seasons • Also grabbed a career-best 13.1 boards in 1970 • Scored a career-high 50 points against Kareem Abdul-Jabbar and Milwaukee in the Eastern Conference playoffs on 4/1/70 (was 22 for 39 from the floor) • Including playoffs, he scored 40 or more points 11 times in the NBA • Pulled down 20 or more rebounds 25 times in the NBA, including a career-best 27 against Portland on 12/20/70 • Teamed with Wilt Chamberlain and Hal Greer to win the 1967 NBA title • Scored 21 points in series-clinching win over Boston in the Eastern Conference finals (to end the Celtics' eight-year run as NBA champions) and had 26 and 28 points, respectively, in the first two games of the NBA Finals against San Francisco.

Yrs.	GP	MIN	AVE	FG	FG%	3FG	3FG%	FT	FT%	OFF	DEF	REB	AVG	PF	A	TO	BL	ST	PTS	AVG
NBA-9	654	22406	34.3	5116-11467	.446	–	–	3394-4717	.720	–	–	6638	10.1	2431	2625	–	–	–	13626	20.8
ABA-2	116	4438	38.3	1024-2120	.483	15-57	.263	621-785	.791	326	1017	1343	11.6	414	680	508	21	275	2684	23.1

**DAUGHERTY, BRAD (Cleveland)**

NBA All-Star in 1988, 1989, 1991, 1992 and 1993 • Number 43 is retired by the Cleveland Cavaliers • Second in Cavs history in field goal percentage (.532) behind only Mark West • Also ranks third in Cavs history in career points and rebounds, fifth in field goals and seventh in assists and blocks • Career shortened by back injury • Averaged a career-high 21.6 points in 1990-91 and 21.5 in 1991-92 • NBA All-Rookie team in 1987 • Number one overall pick in 1986 NBA Draft • Scored a career-high 44 points against Larry Bird, Robert Parish and Kevin McHale's Celtics on 4/15/88 • Career-high 24 rebounds against Sacramento on 3/8/91 • Scored 30 or more points 34 times and had four triple-doubles (all points-rebounds-assists).

Yrs.	GP-GS	MIN	AVE	FG	FG%	3FG	3FG%	FT	FT%	OFF	DEF	REB	AVG	PF	A	TO	BL	ST	PTS	AVG
8	548-546	20029	36.5	3823-7189	.532	2-14	.143	2741-3670	.747	1207	4020	5227	9.5	1466	2028	1511	397	422	10389	19.0

**DAVIS, ED (Toronto, Memphis, L.A. Lakers, Portland, Brooklyn, Utah, Minnesota)**

Has played 10 years in the NBA • First season in Minnesota • In 2018-19, he became the first player in NBA history to average at least eight rebounds in fewer than 18 minutes per game (career-high 8.6 rebounds in 17.9 minutes while playing for Brooklyn) • Ten-year averages of 6.3 points and 6.6 rebounds • Has the sixth-highest rebounding average for any Tar Heel in NBA history • Career-best 20 rebounds against Milwaukee as a Laker in 2015 • Career scoring high is 24 twice • Averaged a career-best 9.7 points per game for Toronto in 2013 • His father, Terry, played 10 seasons in the NBA.

Yrs.	GP-GS	MIN	AVE	FG	FG%	3FG	3FG%	FT	FT%	OFF	DEF	REB	AVG	PF	A	TO	BL	ST	PTS	AVG
2019-20	28-1	303	10.8	22-46	.478	0-0	–	7-14	.500	35	70	105	3.8	61	12	13	9	11	61	1.8
10	668-96	13256	19.8	1743-3068	.568	0-4	.000	729-1251	.583	1530	2907	4437	6.6	520	511	520	544	333	4215	6.3

**DAVIS, HUBERT (New York, Dallas, Washington, Detroit, New Jersey)**

Is third in NBA history in three-point accuracy (.441) behind Steve Kerr and Seth Curry • Is Dallas's all-time leader in three-point percentage (.454) • Led the NBA in three-point percentage (.491) in 1999-2000 • Averaged in double figures in four seasons with a career-high 11.1 ppg with Dallas in 1997-98 • Shot at least 40 percent from three-point range in eight different seasons, including 49.1 in 2000, 47.6 in 1996 and four other seasons at 45 percent or higher • Played in the 1994 NBA Finals for the Knicks vs. Houston • Scored a career-high 32 points in 1994 vs. Minnesota and 2000 vs. Seattle • Made a career-high seven three-pointers as a Maverick against Seattle on 11/21/2000 • That was one of 24 games in which he made five or more threes.

Yrs.	GP-GS	MIN	AVE	FG	FG%	3FG	3FG%	FT	FT%	OFF	DEF	REB	AVG	PF	A	TO	BL	ST	PTS	AVG
12	685-149	15143	22.1	2108-4600	.458	728-1651	.441	639-763	.837	209	836	1045	1.5	1011	1172	646	44	297	5583	8.2

**DAVIS, WALTER (Phoenix, Denver, Portland)**

Played 15 seasons in the NBA (11 with Phoenix, which retired his number 6) • NBA All-Star in 1978, 1979, 1980, 1981, 1984 and 1987 • 1978 NBA Rookie of the Year • Suns all-time leading scorer with 15,666 points (Alvan Adams is second with 13,910) • Also first in Suns history in field goals, second in games, third in steals and fourth in assists • Top three in the NBA in free throw percentage three times • Ninth in points per game (24.2) in 1978 and 10th (23.6) in 1979 • Shot 51.1 percent from the floor and 85.1 percent from the free throw line • Averaged double-figures in scoring in each of his 14 seasons • Averaged 20 or more points six times • Scored more than 19,000 career points • Career-high 45 points as a Sun against Utah on 1/15/87 • Scored 30 or more points 106 times and 40 or more 10 times (including the postseason).

Yrs.	GP	MIN	AVE	FG	FG%	3FG	3FG%	FT	FT%	OFF	DEF	REB	AVG	PF	A	TO	BL	ST	PTS	AVG
15	1033	28859	27.9	8118-15871	.511	157-577	.272	3128-3676	.851	889	2164	3053	3.0	2454	3878	2541	133	1280	19521	18.9

**DILLON, JOHN "HOOK" (Washington)**

Yrs.	GP	MIN	AVE	FG	FG%	3FG	3FG%	FT	FT%	OFF	DEF	REB	AVG	PF	A	TO	BL	ST	PTS	AVG
1	22	–	–	10-55	.182	–	–	16-22	.727	–	–	–	–	19	5	–	–	–	36	1.6

**DREW II, LARRY (Philadelphia)**

Yrs.	GP	MIN	AVE	FG	FG%	3FG	3FG%	FT	FT%	OFF	DEF	REB	AVG	PF	A	TO	BL	ST	PTS	AVG
1	12	219	18.3	20-58	.345	4-26	.154	2-3	.667	1	14	15	1.3	13	45	25	0	6	46	3.8

**ELLINGTON, WAYNE (Minnesota, Memphis, Cleveland, Dallas, Los Angeles Lakers, Brooklyn, Miami, Detroit, New York)**

Averaged 8.0 points over 11 NBA seasons • Has played for nine NBA teams, most by any Tar Heel • Averaged double-figure scoring in four seasons • In 2017-18, set Miami's single-season record for three-pointers made with 227 and broke the NBA record for most threes in a season by a non-starter • Shot 39.2 percent from 3FG and averaged a career-high 11.2 points for the Heat in 2018, including a career-high 32 points and eight three-pointers on 4/11/18 vs. Toronto • Made 1,016 three-pointers and shot 37.8 percent from beyond the arc in his career.

Yrs.	GP-GS	MIN	AVE	FG	FG%	3FG	3FG%	FT	FT%	OFF	DEF	REB	AVG	PF	A	TO	BL	ST	PTS	AVG
2019-20	36-1	558	15.5	61-174	.351	50-143	.350	11-13	.846	4	61	65	1.8	41	44	41	4	13	183	5.1
11	681-166	14278	21.0	1986-4866	.408	1016-2689	.378	473-559	.846	216	1265	1481	2.2	783	755	456	52	371	5461	8.0

**ELSTON, DARRELL (ABA- Virginia; NBA- Indiana)**

Yrs.	GP	MIN	AVE	FG	FG%	3FG	3FG%	FT	FT%	OFF	DEF	REB	AVG	PF	A	TO	BL	ST	PTS	AVG
ABA-1	72	1869	26.0	250-613	.408	3-18	.167	93-123	.756	48	115	163	2.3	166	202	126	9	82	596	8.3
NBA-1	5	40	8.0	2-14	.143	-	-	1-2	.500	1	5	6	1.2	6	2	-	0	1	5	1.0

**FELTON, RAYMOND (Charlotte, New York, Denver, Portland, New York, Dallas, L.A. Clippers, Oklahoma City)**

Played 14 seasons • Dished out 5,096 career assists, second-most among Tar Heels in NBA history behind only Michael Jordan • One of 13 Tar Heels to score 10,000 or more NBA points • Is the 11th-leading scorer among Tar Heels in NBA history • Averaged 11.2 points and 5.2 assists in 14 seasons • Top 10 in assist average three times • Career highs include 35 points as a Knick vs. Golden State in 2010 and 19 assists as a Bobcat at Indiana in 2006.

Yrs.	GP-GS	MIN	AVE	FG	FG%	3FG	3FG%	FT	FT%	OFF	DEF	REB	AVG	PF	A	TO	BL	ST	PTS	AVG
14	971-659	28829	29.7	4105-9959	.412	925-2813	.329	1718-2175	.790	552	2315	2867	3.0	1870	5096	2008	207	1144	10853	11.2

**FORD, PHIL (Kansas City, New Jersey, Milwaukee, Houston)**

NBA Rookie of the Year and second-team All-NBA selection in 1979 • Played his first four seasons with the Kansas City Kings • Averaged 15.9 points and 8.6 assists as a rookie in 1978-79, 16.2 and 7.4 in 1979-80 and 17.5 and 8.8 in 1980-81 • Was third in the league in assists per game (8.8) in 1980-81 and fourth (8.6) in 1978-79 • Averaged 11.6 points in seven seasons • Career-high 38 points as a King against the Western Conference champion Rockets on 1/23/81 • Scored 30 or more points 13 times in his career • Career-high 17 assists as a Rocket vs. the Spurs on 1/20/84.

Yrs.	GP	MIN	AVE	FG	FG%	3FG	3FG%	FT	FT%	OFF	DEF	REB	AVG	PF	A	TO	BL	ST	PTS	AVG
7	482	13503	28.0	2128-4560	.467	25-119	.210	1313-1602	.820	161	693	854	1.8	1269	3083	1326	29	589	5594	11.6

**FORTE, JOSEPH (Boston, Seattle)**

Yrs.	GP-GS	MIN	AVE	FG	FG%	3FG	3FG%	FT	FT%	OFF	DEF	REB	AVG	PF	A	TO	BL	ST	PTS	AVG
2	25-0	125	5.0	11-47	.234	0-6	.000	8-10	.800	5	12	17	0.7	7	17	13	0	6	30	1.2

**FOX, RICK (Boston, L.A. Lakers)**

Won NBA championships with the Lakers in 2000, 2001 and 2002 • Teammate of Larry Bird, Kevin McHale and Robert Parish in Boston and Kobe Bryant and Shaquille O'Neal in Los Angeles • Played in 111 career playoff games, including four seasons in the NBA Finals • Started all 35 playoff games in helping the Lakers win NBA titles in 2001 and 2002 • Averaged 10.0 and 9.8 points in the playoffs in those two seasons • Had 19 points in Game 1 and 20 points, six rebounds and six assists in the championship-clinching Game 5 in 2001 NBA Finals against Philadelphia • Totaled 13 points, 14 rebounds and seven assists in Game 7 win over Sacramento in the 2002 Western Conference finals • Played six seasons with the Celtics and seven with the Lakers • Averaged double figures in scoring four times with a career-high 15.4 points for Boston in 1997 • Career-high 34 points as a Celtic against the Knicks on 3/7/1997 • Scored 20 or more points 68 times (including post-season).

Yrs.	GP-GS	MIN	AVE	FG	FG%	3FG	3FG%	FT	FT%	OFF	DEF	REB	AVG	PF	A	TO	BL	ST	PTS	AVG
13	930-586	23723	25.5	3382-7519	.450	771-2208	.349	1431-1858	.770	996	2521	3517	3.8	2739	2649	1611	355	967	8966	9.6

**GREEN, DANNY (Cleveland, San Antonio, Toronto, L.A. Lakers, Philadelphia)**

Has played 11 years in the NBA • Traded to the Philadelphia 76ers in November 2020 • Won his third NBA title in 2020 in his first year as a Los Angeles Laker • Joined LeBron James as the only two players in NBA history to start for three different franchises that won NBA titles (Robert Horry and John Salley are the only other players in NBA history to play for three different organizations that won titles) • Is tied for fourth in NBA Finals history with 59 career three-pointers (trails only Stephen Curry with 121, James with 101 and Klay Thompson with 89; J.R. Smith also has 59) • His three-point percentage in the Finals (.421) is the the highest of those in the top five of made threes • Scored in double figures in three of the Lakers' four wins in the 2020 NBA Finals (has 10 double-figure scoring games in the NBA Finals) • Scored 28 points vs. the L.A. Clippers in the 2019-20 season opener, breaking a franchise record set in 1975 by Kareem Abdul-Jabbar for most points in his debut game with the Lakers • Started all 89 games, including the postseason, for the Lakers in 2019-20, and all 80 regular-season games and 24 post-season games for the 2019 NBA champion Toronto Raptors • Led Toronto with a career-high 198 threes in 2019 • Made six three-pointers and scored 18 points in Toronto's Game 3 win in the 2019 Finals • Has averaged 8.9 points and shot 40 percent from three-point range in the regular season in his career • Set NBA record in 2019 for most consecutive seasons (8) with 100 three-pointers and 40 blocked shots • Became the first San Antonio Spur with 900 3FGs and 400 blocks • Third in Spurs history with 959 three-pointers and eighth in blocks with 450 • Set Spurs single-season record with 191 3FGs in 2015 • Career-high 33 points against Phoenix in 2014 • Starting shooting guard for the 2014 NBA champion Spurs • Started all 23 games in the 2014 postseason and averaged 9.3 points, made a team-high 48 three-pointers and shot 49.1% from the floor, 47.5% from three-point range and 81.8% from the free throw line • Averaged 9.2 points, made 9 of 20 threes and led Spurs with 20 steals in the 2014 NBA Finals vs. Miami • Hit three three-pointers and scored 11 of his 13 points in the fourth quarter in Game 1 win over Miami in the 2014 Finals • Was 7 for 8 from the floor in Game 3 helping the Spurs shoot NBA Finals records for a half • Averaged 14.0 points, shot 55.1 percent from three-point range and set NBA Finals record with 27 three-pointers made in 2013 vs. the Heat (since broken by Curry) • Broke Ray Allen's previous Finals' mark of 22 • Set NBA Finals single-game record in 2013 in Game 2 by making all five of his three-point attempts • Hit seven three-pointers and scored 27 points in Game 3 of the 2013 Finals and made six threes en route to 24 points in Game 5 • Joins James Worthy and Michael Jordan as the only Tar Heels with NCAA (2009) and NBA (2014, 2019 and 2020) titles.

Yrs.	GP-GS	MIN	AVE	FG	FG%	3FG	3FG%	FT	FT%	OFF	DEF	REB	AVG	PF	A	TO	BL	ST	PTS	AVG
2019-20	68-68	1687	24.8	197-474	.416	120-327	.367	33-48	.688	51	174	225	3.3	136	91	63	32	85	547	8.0
11	688-612	17456	25.4	2174-5132	.424	1283-3205	.400	492-610	.807	411	1983	2394	3.5	1207	1088	703	538	694	6123	8.9

**GRUBAR, DICK (ABA- Indiana)**

Yrs.	GP	MIN	AVE	FG	FG%	3FG	3FG%	FT	FT%	OFF	DEF	REB	AVG	PF	A	TO	BL	ST	PTS	AVG
1	2	8	4.0	2-3	.667	0-0	-	0-0	-	0	0	0	0.0	1	1	0	-	-	4	2.0

**HAIRSTON, P.J. (Charlotte, Memphis)**

Averaged six points per game over two seasons in the NBA • Scored a career high 21 points for Memphis against the Lakers on 2/26/16 • Scored in double figures 23 times.

Yrs.	GP-GS	MIN	AVE	FG	FG%	3FG	3FG%	FT	FT%	OFF	DEF	REB	AVG	PF	A	TO	BL	ST	PTS	AVG
2	111-54	2000	18	232-677	.343	119-404	.295	81-100	.810	47	219	266	2.4	198	59	63	24	53	664	6.0

**HANSBROUGH, TYLER (Indiana, Toronto, Charlotte)**

Averaged 6.7 points and 4.2 rebounds in seven NBA seasons • Scored a career-high 30 points as a Pacer against the Knicks in 2011 • Played in the playoffs in each of his last six seasons • Scored 22 points against Chicago in Game 1 of 2011 NBA Eastern Conference first round series • Scored 20 or more points 16 times and grabbed 10 or more rebounds 30 times with a high of 14 twice.

Yrs.	GP-GS	MIN	AVE	FG	FG%	3FG	3FG%	FT	FT%	OFF	DEF	REB	AVG	PF	A	TO	BL	ST	PTS	AVG
7	428-50	7233	16.9	947-2156	.439	3-22	.136	984-1333	.738	745	1063	1808	4.2	869	181	319	91	207	2881	6.7

**HAYWOOD, BRENDAN (Washington, Dallas, Charlotte, Cleveland)**

Played 13 seasons in the NBA, including 2015 with the Cleveland Cavaliers • Played in the postseason eight times, winning an NBA title with Dallas in 2011 • Third in the NBA in offensive rebounds and fourth in blocks in 2010, fifth in offensive boards and 10th in blocks in 2008 • Has 1,109 career blocks • Career highs include 25 points against Chicago in 2008, 20 rebounds twice and seven blocks twice.

Yrs.	GP-GS	MIN	AVE	FG	FG%	3FG	3FG%	FT	FT%	OFF	DEF	REB	AVG	PF	A	TO	BL	ST	PTS	AVG
13	816-549	18680	22.9	2110-3999	.528	0-4	.000	1318-2246	.587	2081	2794	4875	6.0	2043	442	851	1109	320	5538	6.8

**HENSON, JOHN (Milwaukee, Cleveland, Detroit)**

Has played eight seasons in the NBA (first seven with Milwaukee) • Played 29 games for Cleveland and 11 for Detroit in 2019-20 • Made 66.7 percent of his field goal attempts as a Piston • Averaged 7.6 points, 5.3 rebounds and 1.4 blocks in eight seasons • Career FG percentage of .540 is the fourth-highest by any Tar Heel with at least 1,000 field goals • Career-high 28 points against Oklahoma City in 2013 and a career-high 25 rebounds and seven blocks against Orlando in 2013 • Became just the fourth NBA player since 1986 to have at least 17 points, 25 rebounds and 7 blocks in one game – the others were Shaquille O'Neal, Dikembe Mutombo and Hakeem Olajuwon.

Yrs.	GP-GS	MIN	AVE	FG	FG%	3FG	3FG%	FT	FT%	OFF	DEF	REB	AVG	PF	A	TO	BL	ST	PTS	AVG
2019-20	11-6	188	17.1	34-51	.667	2-5	.400	6-13	.462	14	34	48	4.4	23	11	15	10	8	76	6.9
8	445-160	8752	19.7	1438-2661	.540	20-80	.250	487-857	.568	802	1566	2368	5.3	998	496	496	642	211	3383	7.6

**HICKS, ISAIAH (New York)**

Scored a career-high 15 points for New York against Cleveland on 4/11/18 • Scored in double figures three times in 21 games • Career-high eight rebounds twice.

Yrs.	GP	MIN	AVE	FG	FG%	3FG	3FG%	FT	FT%	OFF	DEF	REB	AVG	PF	A	TO	BL	ST	PTS	AVG
2	21	272	13.0	37-80	.463	2-9	.222	16-23	.696	12	36	48	2.3	50	18	17	7	3	92	4.4

**JACKSON, JUSTIN (Sacramento, Dallas, Oklahoma City)**

Has played three seasons in the NBA • Traded to Oklahoma City in November 2020 • Drafted 15th overall by Sacramento in 2017 • Averaged 6.5 points in three seasons • Career-high 28 points against Golden State on 1/5/19 • Season-high 19 against Cleveland last season.

Yrs.	GP-GS	MIN	AVE	FG	FG%	3FG	3FG%	FT	FT%	OFF	DEF	REB	AVG	PF	A	TO	BL	ST	PTS	AVG
2019-20	65-3	1045	16.1	135-341	.396	48-163	.294	42-50	.840	27	127	154	2.4	69	52	14	10	15	360	5.5
3	214-58	4165	19.5	537-1245	.431	192-593	.324	130-165	.788	98	455	553	2.6	249	222	83	37	75	249	6.5

**JAMISON, ANTAWN (Golden State, Dallas, Washington, Cleveland, L.A. Lakers, L.A. Clippers, Atlanta)**

One of three players in NBA history with 20,000 points, 8,000 rebounds and 1,000 three-pointers with LeBron James and Dirk Nowitzki • Scored 20,042 points and grabbed 8,157 rebounds in 16 seasons • Averaged 20 or more points in five different seasons and with three teams • Averaged 18.5 points and 7.5 rebounds • Two-time NBA All-Star (2005, 2008) • Won the NBA's Sixth Man Award in 2004 • Top 10 in field goals made three times, including second in 2001, top 10 in rebounding three times, played in the postseason seven times • Scored a career-high 51 points twice (in consecutive games) • One of 44 players with 20,000 career points.

Yrs.	GP-GS	MIN	AVE	FG	FG%	3FG	3FG%	FT	FT%	OFF	DEF	REB	AVG	PF	A	TO	BL	ST	PTS	AVG
16	1083-864	37638	34.8	7679-17024	.451	1163-3365	.346	3521-4860	.724	2557	5600	8157	7.5	1714	1761	1714	421	1048	20,042	18.5

**JOHNSON, BRICE (L.A. Clippers)**

Spent the first half of the 2017-18 season with the L.A. Clippers, and the second half with Memphis • Injured his back in preseason his rookie season and played in just three games with the Clippers • Was LA's 25th pick in 2016 NBA Draft.

Yrs.	GP-GS	MIN	AVE	FG	FG%	3FG	3FG%	FT	FT%	OFF	DEF	REB	AVG	PF	A	TO	BL	ST	PTS	AVG
2	21-0	107	5.1	22-49	.476	0-1	.000	3-5	.600	9	22	31	2.0	13	2	5	6	9	43	2.4

**JOHNSON, CAMERON (Phoenix)**

Averaged 8.8 points in 57 games as a rookie for the Suns in 2019-20 • The 11th pick in the first round of the 2019 NBA Draft • Made 106 of 272 (.390) from three-point range • Made 100 threes in fewer games than any Sun in history • Made his 100th in his 54th game, breaking team record previously set by Wesley Person, who did it in 72 games • Season-high five threes and 21 points against Toronto on 3/3/20, his final game before the league-wide shutdown due to the pandemic • Scored in double figures in six of the Suns' eight games in Orlando after the restart, including 19 against Dallas and 18 vs. Oklahoma City • Helped the Suns win all eight of their games in the bubble • Positive plus/minus in the last seven games (cumulative +84 in those games).

Yrs.	GP-GS	MIN	AVE	FG	FG%	3FG	3FG%	FT	FT%	OFF	DEF	REB	AVG	PF	A	TO	BL	ST	PTS	AVG
2019-20	57-9	1255	22.0	176-405	.435	106-272	.390	46-57	.807	49	138	187	3.3	88	69	32	20	36	504	8.8



**JONES, BOBBY (ABA– Denver; NBA– Denver, Philadelphia)**

Inducted in the Naismith Basketball Hall of Fame in 2019 • Five-time all-star (NBA in 1977, 1978, 1981 and 1982) • NBA Sixth Man of the Year in 1982-83 • Made first-team All-Defensive Team 10 consecutive years (1975-84) • Won NBA title with 76ers in 1983, teaming with Julius Erving and Moses Malone to win the title • Averaged 12 points in the 76ers' four-game sweep over the Lakers in the 1983 NBA Finals and had 13 points and four steals in Game 4 to clinch the title • Played in the NBA Finals against the Lakers in 1980, 1982 and 1983 • Scored 21 points in Game 5 of the 1982 Finals • Scored in double figures in all seven games in the 1981 Eastern Conference finals and six of the seven games in the 1982 Eastern finals, both against Boston • All-time leader in field goal percentage in ABA (.586) • Led ABA in field goal percentage in 1975 and 1976 and the NBA in 1978 • Career-high 33 points as a 76er against the Celtics on 3/7/79 • Had 18 rebounds as a Nugget against the Lakers on 11/24/76.

Yrs.	GP	MIN	AVE	FG	FG%	3FG	3FG%	FT	FT%	OFF	DEF	REB	AVG	PF	A	TO	BL	ST	PTS	AVG
ABA-2	167	5551	33.2	1039-1774	.586	0-1	.000	402-577	.697	471	1012	1483	8.9	516	634	466	337	337	2480	14.9
NBA-10	774	20177	26.1	3412-6199	.550	0-16	.000	2087-2674	.780	1288	2968	4256	5.5	2104	1888	–	982	1050	8911	11.5

**JORDAN, MICHAEL (Chicago, Washington)**

Led the Chicago Bulls to six championships in six appearances in the NBA Finals • Selected ESPN's Greatest Athlete of the 20th Century • Naismith Hall of Famer, six-time NBA Finals MVP, five-time NBA MVP, 1985 NBA Rookie of the Year, 1988 Defensive Player of the Year, 14-time all-star, 11-time All-NBA, nine-time All-Defensive first team, three-time NBA All-Star game MVP • Led league in scoring and field goals 10 times, steals per game three times and player efficiency rating seven times • Ranks No. 1 all-time in points per game (30.1) and player efficiency rating • Two-time Olympic gold medalist (1984 and 1992) • The third pick in the 1986 NBA Draft • Played 13 seasons with the Bulls and his final two years with the Washington Wizards • Averaged 20 or more points in all 15 seasons, 25 or more 13 times and 30 or more points eight times (including seven consecutive years from 1987-1993) • Averaged a career-best 37.1 points in 1987 • Averaged 33.4 points in 179 career post-season games • Averaged 30 or more points in 12 of 13 post-seasons with the Bulls (29.3 in his rookie season) with a high of 43.7 over three games against Larry Bird's Celtics in 1986 • In the six seasons the Bulls won the NBA title, he averaged 31.1, 34.5, 35.1, 30.7, 31.1 and 32.4 points in the postseason • Is second in NBA Finals history at 33.6 points per game • Led the Bulls to a 24-11 record in the NBA Finals – won all six NBA titles in less than seven games • One of three Tar Heels with an NBA championship and NCAA title • Has the second-highest plus/minus in NBA history • Owner of the NBA's Charlotte Hornets.

Yrs.	GP-GS	MIN	AVE	FG	FG%	3FG	3FG%	FT	FT%	OFF	DEF	REB	AVG	PF	A	TO	BL	ST	PTS	AVG
15	1072-1039	41010	38.3	12192-24537	.497	581-1778	.327	7327-8772	.835	1668	5004	6672	6.2	2783	5633	2924	893	2514	32292	30.1

**Jordan's NBA Playoff Stats**

Yrs.	GP-GS	MIN	AVE	FG	FG%	3FG	3FG%	FT	FT%	OFF	DEF	REB	AVG	PF	A	TO	BL	ST	PTS	AVG
13	179-179	7474	41.8	2188-4497	.487	148-446	.332	1463-1766	.828	305	847	1152	6.4	541	1022	546	158	376	5987	33.4

**KARL, GEORGE (ABA– San Antonio; NBA– San Antonio)**

Yrs.	GP	MIN	AVE	FG	FG%	3FG	3FG%	FT	FT%	OFF	DEF	REB	AVG	PF	A	TO	BL	ST	PTS	AVG
ABA-3	231	4168	18.0	647-1370	.472	12-54	.222	312-396	.788	101	246	347	1.5	517	744	358	20	221	1618	7.0
NBA-2	33	281	8.5	27-79	.342	–	–	31-44	.705	4	18	22	0.7	42	51	–	0	11	85	2.6

**KEARNS, TOMMY (Syracuse)**

Yrs.	GP	MIN	AVE	FG	FG%	3FG	3FG%	FT	FT%	OFF	DEF	REB	AVG	PF	A	TO	BL	ST	PTS	AVG
1	1	7		1-11	.000	–	–	0-0	–	–	–	0	0.0	1	0	–	–	–	2	2.0

**KUESTER, JOHN (Kansas City, Denver, Indiana)**

Played one season each for Kansas City, Denver and Indiana • Averaged a career-best 4.8 points for Kansas City in 1977-78 • Scored a career-high 21 points for the Kings against New Jersey on 12/9/77 • Shot 93% from the free throw line in 1978-79.

Yrs.	GP	MIN	AVE	FG	FG%	3FG	3FG%	FT	FT%	OFF	DEF	REB	AVG	PF	A	TO	BL	ST	PTS	AVG
3	135	1527	11.3	173-405	.427	0-1	.000	105-126	.833	27	114	141	1.0	180	305	122	3	83	451	3.3

**KUPCHAK, MITCH (Washington Bullets, L.A. Lakers)**

Won NBA titles as a player in 1978 with the Washington Bullets and 1985 with the Lakers • Played nine seasons, five in Washington and four with the Lakers • Played in four NBA Finals – in 1978 with the Bullets against Seattle (was injured and did not play in 1979 rematch in the Finals and 1982, 1983 with LA against Philadelphia and 1984 vs. the Celtics • Scored 19 points in Game 6 of the 1978 NBA Finals to help force a decisive Game 7 (had 13 points in Game 7 win over Seattle) • NBA All-Rookie Team selection in 1977 • Second in the league in field goal percentage in 1977 (.572) • Averaged double figures in scoring five times with a high of 15.9 ppg in 1977-78 • Averaged 14.3 points and 8.1 rebounds in an injury-shortened season in 1981-82 • Missed all of the next season with a knee injury • Scored 30 or more points seven times, including a career-high 32 points three times, once in the 1977 Playoffs vs. Houston.

Yrs.	GP	MIN	AVE	FG	FG%	3FG	3FG%	FT	FT%	OFF	DEF	REB	AVG	PF	A	TO	BL	ST	PTS	AVG
9	510	9905	19.4	2003-3832	.523	0-5	.000	1196-1698	.704	963	1767	2730	5.4	1117	377	–	176	164	5202	10.2

**LAGARDE, TOM (Denver, Seattle, Dallas, New Jersey)**

Played six seasons in the NBA, including one apiece for Denver and New Jersey and two for Seattle and Dallas • Scored 1,122 total points • Averaged 13.7 points in 1980-81 with the Mavericks • Scored in double digits 61 times that season • Career-high 8.3 rebounds for Seattle in 1978-79 when the Sonics won the NBA title (was injured in December 1979 and missed the rest of that season) • Career-high 32 points for Seattle against San Antonio on 10/20/1978.

Yrs.	GP	MIN	AVE	FG	FG%	3FG	3FG%	FT	FT%	OFF	DEF	REB	AVG	PF	A	TO	BL	ST	PTS	AVG
6	312	6194	19.9	870-1882	.462	0-2	.000	636-994	.640	504	1089	1593	5.1	860	456	534	131	94	2376	7.6

**LARESE, YORK (Chicago Packers, Philadelphia Warriors)**

Yrs.	GP	MIN	AVE	FG	FG%	3FG	3FG%	FT	FT%	OFF	DEF	REB	AVG	PF	A	TO	BL	ST	PTS	AVG
1	59	703	11.9	122-327	.373	–	–	58-72	.806	–	–	77	1.3	104	94	–	–	–	302	5.1

**LAWSON, TY (Denver, Houston, Indiana, Sacramento, Washington)**

Played nine seasons in the NBA • Compiled 6,977 points, 3,316 assists and 636 steals • Was third in the NBA in assists per game in 2014 and 2015 • Averaged a career-high 17.6 points in 2014 • Career-high 37 points against Minnesota in 2011 • Career-high 18 assists against Dallas in 2015 • Averaged 9.9 points and 4.8 assists in 2016-17 with Sacramento.

Yrs.	GP-GS	MIN	AVE	FG	FG%	3FG	3FG%	FT	FT%	OFF	DEF	REB	AVG	PF	A	TO	BL	ST	PTS	AVG
9	551-344	16088	29.2	2496-5424	.460	473-1319	.359	1512-1964	.770	351	1155	1506	2.7	898	3316	1159	52	636	6977	12.7

**LEBO, JEFF (San Antonio)**

Yrs.	GP-GS	MIN	AVE	FG	FG%	3FG	3FG%	FT	FT%	OFF	DEF	REB	AVG	PF	A	TO	BL	ST	PTS	AVG
1	4-0	32	8.0	2-7	.286	0-0	—	2-2	1.000	2	2	4	1.0	7	3	1	0	2	6	1.5

**LEWIS, BOBBY (San Francisco Warriors, Cleveland)**

Played three seasons for the San Francisco Warriors and one for Cleveland • Averaged a career-high 7.2 points for the Warriors during the 1969-70 season • Career-high 23 points for San Francisco against Baltimore Bullets on 3/2/1968.

Yrs.	GP	MIN	AVE	FG	FG%	3FG	3FG%	FT	FT%	OFF	DEF	REB	AVG	PF	A	TO	BL	ST	PTS	AVG
4	255	4303	16.9	564-1482	.381	—	—	353-496	.712	—	—	533	2.1	503	555	—	—	—	1481	5.8

**LITTLE, NASSIR (Portland)**

Averaged 3.6 points in 48 games as a rookie in 2019-20 • Selected with the 25th pick in the first round of the 2019 NBA Draft by Portland • Season-high 12 points against New Orleans and Milwaukee • Shot 64 percent at the rim and grabbed 31 offensive rebounds.

Yrs.	GP-GS	MIN	AVE	FG	FG%	3FG	3FG%	FT	FT%	OFF	DEF	REB	AVG	PF	A	TO	BL	ST	PTS	AVG
2019-20	48-5	573	11.9	65-151	.430	14-59	.237	28-44	.636	31	77	108	2.3	72	22	15	14	13	172	3.6

**LYNCH, GEORGE (L.A. Lakers, Vancouver, Philadelphia, Charlotte, New Orleans)**

Played 12 seasons and totaled more than 5,000 points and almost 4,000 rebounds • Played in the postseason eight times, including the NBA Finals in 2001 with Philadelphia against the Lakers • Started 80 regular-season games that season with the 76ers • Averaged a career-high 9.6 points as a Laker rookie in 1993-94 and as a 76er in 1999-2000, when he also averaged a career-best 7.8 rebounds • Career-high 30 points as a Laker vs. Milwaukee on 3/27/94 and 20 rebounds as a 76er against Orlando on 3/15/99.

Yrs.	GP-GS	MIN	AVE	FG	FG%	3FG	3FG%	FT	FT%	OFF	DEF	REB	AVG	PF	A	TO	BL	ST	PTS	AVG
12	774-420	17682	22.8	2086-4677	.446	146-477	.306	791-1213	.652	1508	2394	3902	5.0	1675	1121	890	258	817	5109	6.6

**MARSHALL, KENDALL (Phoenix, L.A. Lakers, Milwaukee, Philadelphia, Milwaukee)**

Played four seasons with 779 assists in 160 games • Averaged 4.9 assists per game in less than 20 minutes per contest • Played in 54 games for the Lakers in 2014 and averaged 8.0 points and 8.8 assists • Was second in the NBA (behind only Chris Paul) in assists per game in 2014 • Scored a career-high 20 points in 2014 against Utah and Houston • Career-high 17 assists against Denver and Oklahoma City.

Yrs.	GP-GS	MIN	AVE	FG	FG%	3FG	3FG%	FT	FT%	OFF	DEF	REB	AVG	PF	A	TO	BL	ST	PTS	AVG
4	160-57	3083	19.3	315-789	.399	128-346	.370	44-72	.611	23	230	253	1.6	180	779	285	10	107	802	5.0

**MAY, SEAN (Charlotte, Sacramento)**

Yrs.	GP-GS	MIN	AVE	FG	FG%	3FG	3FG%	FT	FT%	OFF	DEF	REB	AVG	PF	A	TO	BL	ST	PTS	AVG
4	119-25	1868	15.7	324-708	.458	3-13	.231	170-228	.746	155	326	481	4.0	236	115	134	47	53	821	6.9

Averaged a career-best 11.9 points and 6.7 rebounds in 35 games for Charlotte in 2006-07 • Knee injuries curtailed his career • Scored a career-high 32 points against Dwight Howard and the Orlando Magic on 12/14/06 • Career-best 17 rebounds against Atlanta on 11/29/06.

**McADOO, BOB (Buffalo, New York, Boston, Detroit, New Jersey, L.A. Lakers, Philadelphia)**

Naismith Hall of Famer, NBA Most Valuable Player in 1975, Rookie of the Year in 1974, All-Star in 1974, 1975, 1976, 1977 and 1978 • Finished second in MVP voting in 1974 and 1976 and 10th in 1978 • Won NBA titles with the Lakers in 1982 and 1985 • Led the league in scoring in 1974 (30.6 ppg), 1975 (34.5) and 1976 (31.1) • One of seven players in NBA history to lead the league in scoring in three straight seasons (with George Mikan, Neil Johnston, Wilt Chamberlain, George Gervin, Michael Jordan and Kevin Durant) • Also led NBA in field goals twice, in field goal percentage and free throws once • Averaged 18.3 points over nine different post-seasons • Averaged 37.4 points in seven playoff games against Washington in 1975, 31.7 in six playoff games vs. Boston in 1974 and 28.0 in nine playoff games in 1976, all with Buffalo • Scored 20 or more points in 22 of his first 24 post-season games • Averaged 16.3 points for the Lakers in 1982 NBA Finals win over the 76ers, including 16 off the bench in the decisive Game 6 • Scored 2,000 points in four different seasons • Averaged a double-double in five seasons with a single-season rebounding high of 15.1 in 1973-74 with Buffalo • Scored at least 40 points in a single game in each of his first seven seasons • Scored 30 or more points 251 times, 40 or more 63 times and 50 or more five times (including the post-season) • Career-high 52 against Boston in 1974 and Seattle in 1976 • The No. 2 overall pick in the 1972 NBA Draft • Scoring average of 22.1 points per game is second-highest by a Tar Heel in the NBA behind only Michael Jordan • Totaled the fifth-most points and second-most rebounds of any Tar Heel in NBA history • Career-high 25 rebounds vs. Golden State on 3/13/75.

Yrs.	GP	MIN	AVE	FG	FG%	3FG	3FG%	FT	FT%	OFF	DEF	REB	AVG	PF	A	TO	BL	ST	PTS	AVG
14	852	28327	33.2	7420-14751	.503	3-37	.081	3944-5229	.754	—	—	8048	9.4	2726	1951	—	—	—	18787	22.1

**MCADOO, JAMES MICHAEL (Golden State, Philadelphia)**

Played three-plus seasons in the NBA – three years (2014-17) with Golden State and three games with Philadelphia in 2017-18 • Played in the NBA Finals in each of his first three seasons • Saw action in 52 regular-season games and the first four games in the NBA Finals in 2017 • Won NBA championship rings with the Warriors in 2015 and 2017 • Played in five playoff games for the 2015 NBA champion Warriors • Scored career-high 16 points against Denver in 2015.

Yrs.	GP-GS	MIN	AVE	FG	FG%	3FG	3FG%	FT	FT%	OFF	DEF	REB	AVG	PF	A	TO	BL	ST	PTS	AVG
4	111-3	874	7.9	133-252	.528	5-17	.294	63-118	.534	79	109	188	1.7	108	37	42	47	33	334	3.0

**McCANTS, RASHAD (Minnesota, Sacramento)**

Yrs.	GP-GS	MIN	AVE	FG	FG%	3FG	3FG%	FT	FT%	OFF	DEF	REB	AVG	PF	A	TO	BL	ST	PTS	AVG
4	249-39	5037	20.2	923-2144	.431	292-793	.368	341-460	.741	114	392	506	2.0	584	331	362	61	183	2479	10.0

**McINNIS, JEFF (Denver, Washington, L.A. Clippers, Portland, Cleveland, New Jersey, Charlotte)**

Played for seven teams over 11 years • Career-high 14.6 points for the L.A. Clippers in 2001-02 • Scored over 1,000 points in a season twice, both times for the Clippers. • Career-best 7.5 assists while playing for Cleveland in 2003-04 • Career-high 33 points as a Clipper against Sacramento on 2/27/2001 • Handed out 15 assists twice.

Yrs.	GP-GS	MIN	AVE	FG	FG%	3FG	3FG%	FT	FT%	OFF	DEF	REB	AVG	PF	A	TO	BL	ST	PTS	AVG
11	576-334	15927	27.7	2189-5081	.431	305-929	.328	713-896	.796	243	927	1170	2.0	1194	2514	789	31	371	5396	9.4

**McKINNEY, BONES (BAA– Washington Capitols; NBA– Washington Capitols, Boston)**

Earned first-team All-BAA honors in 1947 and second-team honors in 1948

Yrs.	GP	MIN	AVE	FG	FG%	3FG	3FG%	FT	FT%	OFF	DEF	REB	AVG	PF	A	TO	BL	ST	PTS	AVG
BAA-3	158	–	–	720-2468	.292	–	–	463-677	.684	–	–	–	–	554	219	–	–	–	1903	12.0
NBA-3	160	–	–	425-1376	.309	–	–	241-313	.770	–	–	–	–	469	284	–	–	–	1091	6.8

**MILLER, LARRY (ABA– Los Angeles Stars, Carolina Cougars, San Diego Conquistadors, Virginia Squires, Utah Stars)**

1969 ABA All-Rookie selection

Yrs.	GP	MIN	AVE	FG	FG%	3FG	3FG%	FT	FT%	OFF	DEF	REB	AVG	PF	A	TO	BL	ST	PTS	AVG
7	486	14941	30.7	2450-5670	.432	82-331	.248	1613-2228	.724	935	1499	2434	5.0	1091	1155	940	–	–	6595	13.6

**MOE, DOUG (ABA– New Orleans, Buccaneers, Oakland Oaks, Carolina Cougars, Virginia Squires)**

Three-time ABA All-Star (1968, 1969, 1970), first-team All-ABA in 1968, second-team, All-ABA in 1969 • Member of 1969 ABA champion Oakland Oaks • Second in the league in scoring (24.2 ppg), field goals and free throws in 1968

Yrs.	GP	MIN	AVE	FG	FG%	3FG	3FG%	FT	FT%	OFF	DEF	REB	AVG	PF	A	TO	BL	ST	PTS	AVG
5	378	12081	32.0	2301-5377	.428	19-89	.213	1540-1924	.800	895	1665	2560	6.8	1286	1197	940	–	–	6161	16.3

**MONTEROSS, ERIC (Boston, Dallas, New Jersey, Philadelphia, Detroit, Toronto)**

Yrs.	GP-GS	MIN	AVE	FG	FG%	3FG	3FG%	FT	FT%	OFF	DEF	REB	AVG	PF	A	TO	BL	ST	PTS	AVG
8	465-288	8480	18.2	891-1819	.490	0-3	.000	289-604	.478	716	1443	2159	4.6	1270	207	405	275	122	2071	4.5

Scored a career-high 28 points as a Celtic rookie against the L.A. Clippers on 2/17/95 • Averaged a career-best 10.0 points per game in 1994-95 • Career-high 18 rebounds twice as a New Jersey Net vs. Houston and Philadelphia in 1997.

**NOEL, DAVID (Milwaukee)**

Yrs.	GP-GS	MIN	AVE	FG	FG%	3FG	3FG%	FT	FT%	OFF	DEF	REB	AVG	PF	A	TO	BL	ST	PTS	AVG
1	68-0	792	11.6	65-177	.367	17-53	.321	37-43	.860	42	81	123	1.8	77	65	40	9	25	184	2.7

**O'KOREN, MIKE (New Jersey, Washington)**

Played seven seasons for the New Jersey Nets and one for the Washington Bullets • Averaged a career high 11.4 points in 1981-82 season for the Nets • Averaged over 10 points in three different seasons • Twice scored a career-high 28 points as a Net in 1980-81.

Yrs.	GP	MIN	AVE	FG	FG%	3FG	3FG%	FT	FT%	OFF	DEF	REB	AVG	PF	A	TO	BL	ST	PTS	AVG
8	407	8810	21.6	1449-2960	.490	35-129	.271	422-648	.651	489	902	1391	3.4	894	856	541	89	311	3355	8.2

**PAIGE, MARCUS (Charlotte)**

Yrs.	GP-GS	MIN	AVE	FG	FG%	3FG	3FG%	FT	FT%	OFF	DEF	REB	AVG	PF	A	TO	BL	ST	PTS	AVG
1	5-0	28	5.6	4-14	.286	2-8	.250	2-2	1.000	0	4	4	0.8	0	3	0	0	0	12	2.4

**PERKINS, SAM (Dallas, L.A. Lakers, Seattle, Indiana)**

Played 17 seasons in the NBA, third-longest tenure by a Tar Heel in NBA history • Played in the playoffs in 15 of 17 seasons and reached the NBA Finals on three different teams – the Lakers in 1991, Seattle in 1996 and Indiana in 2000 • 1985 All-Rookie Team • Ranks third in rebounds, sixth in blocks and eight in scoring in Dallas history • Is 25th in NBA history in games played • Played in 167 post-season games and had 1,861 playoff points and 936 rebounds • Averaged double figures in scoring in each of his first 13 seasons with a high of 16.5 ppg in 1991-92 with the Lakers • Made 849 three-pointers (never made more than 24 in his first nine seasons, then made 99, 136, 129 and 122 in his next four seasons) • Scored 22, 25 and 22 points in Games 1, 3 and 5 of the 1991 NBA Finals against Chicago and his former UNC teammate Michael Jordan • Career-high 45 points as a Maverick against Golden State on 4/12/90 • Had 31 points and a career-best 20 rebounds against Houston's Hakeem Olajuwon and Ralph Sampson on 12/12/85 • Scored 30 or more points eight times.

Yrs.	GP-GS	MIN	AVE	FG	FG%	3FG	3FG%	FT	FT%	OFF	DEF	REB	AVG	PF	A	TO	BL	ST	PTS	AVG
17	1286-757	36598	28.5	5498-11984	.459	849-2348	.362	3479-4292	.811	2324	5342	7666	6.0	3177	1975	1586	933	1586	15324	11.9

**PHELPS, DERRICK (Sacramento)**

Yrs.	GP-GS	MIN	AVE	FG	FG%	3FG	3FG%	FT	FT%	OFF	DEF	REB	AVG	PF	A	TO	BL	ST	PTS	AVG
1	3-0	5	1.7	0-1	.000	0-0	–	0-2	.000	0	0	0	0.0	3	1	0	0	0	0	0.0

**PINSON, THEO (Brooklyn, N.Y. Knicks)**

Has played two seasons in the NBA with Brooklyn • Scored in double figures four times in 2019-20 with a high of 12 vs. Charlotte • Career-high 19 points against New York on 1/25/19 • Averaged 20.7 points, 5.9 rebounds and 6.1 assists in the G League in 2018-19.

Yrs.	GP-GS	MIN	AVE	FG	FG%	3FG	3FG%	FT	FT%	OFF	DEF	REB	AVG	PF	A	TO	BL	ST	PTS	AVG
2019-20	33-0	365	11.1	45-155	.290	15-80	.188	15-16	.938	10	44	54	1.6	35	56	33	4	17	120	3.6
2	51-0	576	11.3	70-228	.307	27-126	.214	34-38	.895	14	76	90	1.8	50	77	51	4	23	201	3.9

**POPSON, DAVE (L.A. Clippers, Miami, Boston, Milwaukee)**

Yrs.	GP-GS	MIN	AVE	FG	FG%	3FG	3FG%	FT	FT%	OFF	DEF	REB	AVG	PF	A	TO	BL	ST	PTS	AVG
3	41-0	196	4.8	32-79	.405	0-1	.000	12-16	.750	21	25	46	1.1	34	13	20	6	4	76	1.9



**PREVIS, STEVE (ABA– Carolina Cougars)**

Yrs.	GP	MIN	AVE	FG	FG%	3FG	3FG%	FT	FT%	OFF	DEF	REB	AVG	PF	A	TO	BL	ST	PTS	AVG
1	30	147	4.9	23-60	.383	1-8	.125	8-15	.533	6	8	14	0.5	26	24	13	–	–	55	1.8

**REID, J.R. (Charlotte, San Antonio, New York, L.A. Lakers, Milwaukee, Cleveland)**

Yrs.	GP-GS	MIN	AVE	FG	FG%	3FG	3FG%	FT	FT%	OFF	DEF	REB	AVG	PF	A	TO	BL	ST	PTS	AVG
11	672-297	15370	22.9	2168-4594	.472	5-37	.135	1339-1869	.716	1004	2377	3381	5.0	1977	639	947	264	514	5680	8.5

Played for six teams over eleven seasons • Named to the 1989-90 NBA All-Rookie team • Averaged a career high 11.3 points for Charlotte in 1990-91 season • Averaged double-figure scoring in three seasons • Scored a career-high 29 points twice • Averaged 8.4 rebounds for the Hornets as a rookie • Career-high 20 rebounds for Charlotte vs. Orlando on 11/14/89.

**ROSENBLUTH, LENNIE (Philadelphia Warriors)**

Yrs.	GP	MIN	AVE	FG	FG%	3FG	3FG%	FT	FT%	OFF	DEF	REB	AVG	PF	A	TO	BL	ST	PTS	AVG
2	82	578	7.0	134-410	.327	–	–	74-113	.655	–	–	145	1.8	59	29	–	–	–	342	4.2

**ROZIER, CLIFFORD (Golden State, Toronto, Minnesota)**

Yrs.	GP-GS	MIN	AVE	FG	FG%	3FG	3FG%	FT	FT%	OFF	DEF	REB	AVG	PF	A	TO	BL	ST	PTS	AVG
4	173-64	2984	17.2	350-705	.496	2-11	.182	125-269	.465	376	521	897	5.2	435	98	162	113	78	827	4.8

**SALVADORI, KEVIN (Sacramento)**

Yrs.	GP-GS	MIN	AVE	FG	FG%	3FG	3FG%	FT	FT%	OFF	DEF	REB	AVG	PF	A	TO	BL	ST	PTS	AVG
2	39-0	241	6.2	13-46	.283	0-0	–	16-24	.667	11	34	45	1.2	29	13	17	24	2	42	1.1

**SCOTT, CHARLIE (ABA– Virginia Squires; NBA– Phoenix, Boston, L.A. Lakers, Denver)**

Inducted into the Naismith Basketball Hall of Fame in 2018 • Played in two ABA and three NBA All-Star Games, was the 1971 ABA Rookie of the Year, first-team All-ABA 1971, second-team All-ABA 1972 • Member of 1976 NBA champion Boston Celtics • Phoenix's all-time scoring leader at 24.8 points per game • Third in assists and fourth in scoring in the ABA in 1971, led the ABA in scoring (34.6 ppg) in 1972, fifth in the NBA in scoring (24.3) in 1975, sixth in NBA scoring (25.3) in 1973 • Averaged double figures in scoring in nine consecutive NBA seasons, including 25.3, 25.4 and 24.3 in his first three years in the league • Scored 30 or more points 66 times in the NBA, including seven 40-point games • NBA-best 44 points against Philadelphia on 12/19/73 • Scored 31 points in Game 6 as the Celtics clinched the 1976 Eastern Conference semifinals, then scored 25 points in Game 6 as Boston wrapped up the NBA Finals vs. Phoenix.

Yrs.	GP-GS	MIN	AVE	FG	FG%	3FG	3FG%	FT	FT%	OFF	DEF	REB	AVG	PF	A	TO	BL	ST	PTS	AVG
ABA-2	157	6246	39.8	1887-4139	.456	45-175	.257	981-1265	.775	324	488	812	5.2	559	819	659	–	–	4800	30.6
NBA-9	560	19278	34.4	4113-9266	.444	2-11	.182	1809-2344	.772	–	–	2034	3.6	2059	2696	–	–	–	10037	17.9

**SHAFFER, LEE (Syracuse, Philadelphia)**

Played three seasons in the NBA, two for the Syracuse Nationals and one for Philadelphia • NBA All-Star in 1963 • Averaged a career high 18.6 points in 1962-63 • Averaged more than 13 points in all three seasons • Career-high 45 points for Syracuse Nationals against Cincinnati in the 1963 playoffs • Averaged 27.2 points per game for Syracuse Nationals in the 1963 post-season • Scored 30 or more points 32 times.

Yrs.	GP	MIN	AVE	FG	FG%	3FG	3FG%	FT	FT%	OFF	DEF	REB	AVG	PF	A	TO	BL	ST	PTS	AVG
3	196	5498	28.1	1328-3160	.420	–	–	635-818	.776	–	–	1240	6.3	631	232	–	–	–	3291	16.8

**SMITH, KENNY (Sacramento, Atlanta, Houston, Detroit, Orlando, Denver)**

Member of 1994 and 1995 NBA champion Houston Rockets • Averaged 10.8 points in the post-season in each of those championship seasons • Scored 27 points in Game 1 and 25 points in Game 5 in the 1994 Western Conference Finals against John Stockton and Utah • Scored 11 points in the 90-84 win over the Knicks in Game 7 of the 1994 NBA Finals • Post-season best 32 points against the Jazz in Game 2 in the 1995 first round • Made seven three-pointers and scored 23 points against Orlando in Game 1 of the 1995 NBA Finals • 1988 NBA All-Rookie Team • Top 10 in three-point percentage three times and free throw percentage twice • Was 10th in assists in 1989 • Has the sixth-highest three-point percentage in NBA playoff history (.448) • Averaged double figures in scoring in each of his first seven seasons with a high of 17.7 in 1990-91 with Houston • Averaged seven or more assists three times with a high of 7.7 in 1988-89 with Sacramento • Career-high 41 points as a Rocket against the Lakers on 12/26/93 • Career-high 17 assists, also as a Rocket vs. the Lakers, on 3/31/92 • Scored 30 or more points 12 times, including the post-season • Had 10 or more assists 104 times, including post-season • Has the 10th-highest true shooting percentage in NBA history (.598).

Yrs.	GP-GS	MIN	AVE	FG	FG%	3FG	3FG%	FT	FT%	OFF	DEF	REB	AVG	PF	A	TO	BL	ST	PTS	AVG
10	737-650	22213	30.1	3527-7352	.480	664-1665	.399	1679-2026	.829	281	1173	1454	2.0	1185	4073	1649	65	759	9397	12.8

**STACKHOUSE, JERRY (Philadelphia, Detroit, Washington, Dallas, Milwaukee, Miami, Atlanta, Brooklyn)**

Played 18 seasons in the NBA, the second-most by a Tar Heel • One of the top 100 scorers in NBA history • Scored 16,409 points (16.9 per game), grabbed 3,067 rebounds (3.2 rpg), made 988 three-pointers, had 3,240 assists, 869 steals and 437 blocks • Has the fourth-highest free throw percentage, sixth-most points and seventh-most assists by a Tar Heel in NBA history • Played in nine post-seasons and two NBA All-Star Games (2000, 2001) • Member of 1996 All-Rookie Team • Led the NBA in total points and free throws made in 2000 and 2001 • Second in the NBA in scoring (29.8) in 2001 and eighth in scoring (23.6) in 2000, fifth in the league in field goals and threes in 2001, top 10 in free throw percentage three times • Shot 82.2 percent from the free throw line • Averaged 20 or more points five times with a high of 29.8 as a Piston in 2000-01 • Career-high 57 points against Chicago on 4/3/01 • Scored 30 or more points 90 times (including post-season) with 40 or more 10 times.

Yrs.	GP-GS	MIN	AVE	FG	FG%	3FG	3FG%	FT	FT%	OFF	DEF	REB	AVG	PF	A	TO	BL	ST	PTS	AVG
18	970-564	30222	31.2	5386-13182	.409	988-3202	.309	4649-5659	.822	926	2141	3067	3.2	1810	3240	2641	437	869	16409	16.9

**WALLACE, RASHEED (Washington, Portland, Atlanta, Detroit, Boston, New York)**

Retired after the 2013 season, his 16th in the NBA • First NBA player with 16,000 points, 7,000 rebounds and 1,000 assists, blocks, steals and three-point field goals • One of the top 100 scorers in NBA history with 16,006 points, the eighth-most by any Tar Heel • Teams reached the postseason in 15 of 16 seasons • Member of NBA champion Detroit Pistons in 2004 • All-Star in 2000, 2001, 2006 and 2008 • Averaged 13.0 points and 7.8 rebounds in the Pistons' NBA-title playoff run in 2004 • Had 26 points and 13 rebounds in Game 4 win over the Lakers in 2004 NBA Finals • Also played in the 2005 NBA Finals for Detroit vs. San Antonio (scored in double figures in five of seven games) and in 2010 with Boston vs. the Lakers (had 11 points and eight rebounds in Game 7) • Top 10 in the NBA in field goal percentage four times including third in 1997 • Averaged 10 or more points in each of his first 14 seasons with a high of 19.3 in 2001-02 and 19.2 in 2000-01 with Portland • Career-high 42 points as a Blazer against Denver on 2/20/01 • Made seven three-pointers at age 34 as a Piston against Milwaukee on 2/7/09.

Yrs.	GP-GS	MIN	AVE	FG	FG%	3FG	3FG%	FT	FT%	OFF	DEF	REB	AVG	PF	A	TO	BL	ST	PTS	AVG
16	1109-956	36243	32.7	6320-13529	.467	1086-3228	.336	2280-3162	.721	1578	5826	7404	6.7	3259	1994	1693	1460	1090	16006	14.4

**WASHINGTON, DONALD (ABA– Denver, Utah Stars)**

Yrs.	GP	MIN	AVE	FG	FG%	3FG	3FG%	FT	FT%	OFF	DEF	REB	AVG	PF	A	TO	BL	ST	PTS	AVG
ABA-2	56	496	8.9	91-201	.453	0-2	.000	38-56	.679	45	57	102	1.8	111	33	52	20	13	220	3.9

**WEAR, DAVID (Sacramento)**

Yrs.	GP-GS	MIN	AVE	FG	FG%	3FG	3FG%	FT	FT%	OFF	DEF	REB	AVG	PF	A	TO	BL	ST	PTS	AVG
1	2-0	7	3.5	0-2	.000	0-1	.000	0-0	–	2	0	2	1.0	1	1	0	0	0	0	0.0

**WEAR, TRAVIS (N.Y. Knicks, Los Angeles Lakers)**

Yrs.	GP-GS	MIN	AVE	FG	FG%	3FG	3FG%	FT	FT%	OFF	DEF	REB	AVG	PF	A	TO	BL	ST	PTS	AVG
2018	17-0	228	13.4	25-72	.347	17-47	.362	8-8	1.000	0	38	38	2.2	30	7	6	5	4	75	75
2	68-1	900	13.2	109-281	.388	28-77	.364	28-34	.824	31	113	144	2.1	85	47	41	16	19	274	4.0

**WENSTROM, MATT (Boston)**

Yrs.	GP-GS	MIN	AVE	FG	FG%	3FG	3FG%	FT	FT%	OFF	DEF	REB	AVG	PF	A	TO	BL	ST	PTS	AVG
1	11-0	37	3.4	6-10	.600	0-0	–	6-10	.600	6	6	12	1.1	7	0	4	2	0	18	1.6

**WHITE, COBY (Chicago)**

Earned second-team NBA All-Rookie honors in 2019-20 • The seventh pick in the 2019 NBA Draft by Chicago • First Tar Heel drafted by the Bulls since Michael Jordan in 1984 • Averaged 13.2 points and 2.0 three-pointers • Scored in double figures 41 times with 30 or more three times and 20 or more 13 times (eight of the last nine games) • Scored in double figures in each of the last 11 games and averaged 26.1 points over the last nine games (33, 33, 35, 22, 19, 26, 26, 21 and 20 points in those nine games to end the season) • Scored 33 vs. Phoenix, 33 vs. Washington and 35 vs. Oklahoma City in consecutive games in late February • Season-high seven threes vs. the N.Y. Knicks and Suns • Made 35 threes in his last nine games.

Yrs.	GP-GS	MIN	AVE	FG	FG%	3FG	3FG%	FT	FT%	OFF	DEF	REB	AVG	PF	A	TO	BL	ST	PTS	AVG
2019-20	65-1	1674	25.8	312-792	.394	133-376	.354	102-129	.791	28	202	230	3.5	117	175	109	6	49	859	13.2

**WILLIAMS, JAWAD (Cleveland)**

Scored in double figures 13 times, including a career-high 17 points against New Jersey on 2/9/10.

Yrs.	GP-GS	MIN	AVE	FG	FG%	3FG	3FG%	FT	FT%	OFF	DEF	REB	AVG	PF	A	TO	BL	ST	PTS	AVG
3	90-7	1153	12.8	127-344	.369	45-144	.313	41-57	.719	24	109	133	1.5	109	56	35	8	22	340	3.8

**WILLIAMS, MARVIN (Atlanta, Utah, Charlotte, Milwaukee)**

First NBA player to earn his college degree after playing just one season of college basketball • Retired after the 2019-20 season, his 15th in the NBA • Second pick in the 2005 NBA Draft (Atlanta) • Second-team All-Rookie in 2005-06 • Averaged 10.2 points in 1,072 games • Scored 10,965 points (career-best 1,185 in 2007-08 for Atlanta) • Averaged double figures in scoring in nine seasons with a career-best 14.8 ppg in 2008 • Career-high 152 three-pointers in 2016 with Charlotte and made 1,046 threes in his career • Also had career highs in rebounds (521) and blocked shots (77) in 2016 • Career scoring high of 33 points for Atlanta against Seattle in 2008 • An 80.8 percent career free throw shooter • Converted 80 percent or better from the line in nine of 15 seasons.

Yrs.	GP-GS	MIN	AVE	FG	FG%	3FG	3FG%	FT	FT%	OFF	DEF	REB	AVG	PF	A	TO	BL	ST	PTS	AVG
2019-20	58-1	1129	19.5	119-267	.446	56-156	.359	49-57	.860	30	153	183	4.4	103	60	33	30	36	343	5.9
15	1072-828	30159	28.1	3928-8872	.443	1046-2894	.361	2063-2554	.808	1276	4270	5546	5.2	2155	1373	1021	577	824	10965	10.2

**WILLIAMS, SCOTT (Chicago, Philadelphia, Milwaukee, Denver, Phoenix, Dallas, Cleveland)**

Won NBA championships with the Chicago Bulls in 1991, 1992 and 1993 • Played 15 seasons and totaled more than 3,000 points and rebounds • Averaged a season-high 7.6 points as a Bull in 1994 and a Milwaukee Buck in 2000 • Averaged 14.6 minutes in the 1992 post-season and 20.8 per game in the 1993 playoffs • Scored 12 points and had nine rebounds in Game 1 of the 1992 NBA Finals vs. Portland • Grabbed 10 rebounds in Game 1 and 14 boards in Game 3 of the 1993 NBA Finals vs. Phoenix • Career-high 24 points as a Buck vs. Chicago on 4/10/01 and 20 rebounds as a 76er against Golden State on 2/20/95.

Yrs.	GP-GS	MIN	AVE	FG	FG%	3FG	3FG%	FT	FT%	OFF	DEF	REB	AVG	PF	A	TO	BL	ST	PTS	AVG
15	746-266	12220	16.4	1589-3402	.467	5-45	.111	642-890	.721	1281	2225	3506	4.7	1916	431	545	421	393	3825	5.1

**WILLIAMS, SHAMMOND (Atlanta, Seattle, Boston, Denver, Orlando, New Orleans, L.A. Lakers)**

Averaged a career-best 8.0 points in 2002-03 while splitting the season for Boston and Denver • Played in the postseason four times • Was third in the NBA in three-point percentage in 2001 (.459) • Career-high 28 points as a Sonic against the Lakers on 4/10/2000 • Scored 23 points in Game 1 and had 15 points and 10 assists in Game 2 against Utah in the 2000 Western Conference first round.

Yrs.	GP-GS	MIN	AVE	FG	FG%	3FG	3FG%	FT	FT%	OFF	DEF	REB	AVG	PF	A	TO	BL	ST	PTS	AVG
7	325-28	5351	16.5	676-1684	.401	256-700	.366	284-356	.798	106	412	518	1.6	379	765	331	14	196	1892	5.8

**WOLF, JOE (L.A. Clippers, Denver, Boston, Portland, Charlotte, Orlando, Milwaukee)**

Played for seven teams over 11 years in the NBA • Career-high 7.6 points per game for the L.A. Clippers in 1987-88 and 5.4 rebounds for Denver during in 1990-91 • Career high 23 points for the Clippers against Washington on 11/25/87 • Career-high 16 rebounds for Denver against Houston on 4/5/1991.

Yrs.	GP-GS	MIN	AVE	FG	FG%	3FG	3FG%	FT	FT%	OFF	DEF	REB	AVG	PF	A	TO	BL	ST	PTS	AVG
11	592-127	9636	16.3	1068-2523	.423	18-110	.164	331-430	.770	595	1338	1933	3.3	1279	596	509	131	257	2485	4.2

**WOOD, AL (Atlanta, San Diego, Seattle, Dallas)**

Played for four different teams over six seasons in the NBA • Career-high 15.0 points for Seattle in 1984-85 • Averaged over 10 points per game in four of his six seasons • Scored over 1,000 points in 1983-84 and 1984-85 • Scored a career-high 35 points for Seattle against the Lakers on 4/12/85.

Yrs.	GP-GS	MIN	AVE	FG	FG%	3FG	3FG%	FT	FT%	OFF	DEF	REB	AVG	PF	A	TO	BL	ST	PTS	AVG
6	417-246	9939	23.8	1980-4254	.465	40-190	.211	902-1143	.789	459	803	1262	3.0	944	742	569	159	310	4902	11.8

**WORTHY, JAMES (L.A. Lakers)**

One of the greatest small forwards in NBA history • Member of the Naismith Basketball Hall of Fame • Number 42 is retired by the Lakers • One of six players (all Hall of Famers) to win NBA Finals MVP and Final Four Most Outstanding Player honors (with Wilt Chamberlain, Magic Johnson, Hakeem Olajuwon, Isiah Thomas and Bill Walton) • Averaged 17.6 points and 5.1 rebounds and shot 52.1 percent from the floor in 12 seasons, all with the Lakers, after being picked No. 1 in 1982 NBA Draft • Won NBA championships in 1985, 1987 and 1988 • Played in seven consecutive NBA All-Star Games (1986-92) • Earned NBA Finals Most Valuable Player honors in 1988 after one of the greatest Game 7 performances in NBA history with 36 points, 16 rebounds and 10 assists vs. Detroit • Averaged 22.1 points in 1984 Finals loss against Boston (20 or more five times) and 23.7 points in 1985 NBA Finals when the Lakers beat Boston • In 1985, he scored 29, 33 and 28 points in the Lakers' wins in Games 3, 5 and 6 • Averaged 22.2 points in 34 NBA Finals games • Averaged double figure scoring in all 12 seasons with a high of 21.4 ppg in 1990-91 (one of three seasons with at least 20.0 points per game) • Scored 30 or more points 65 times, including 13 times in the post-season • Top two career scoring games came in the post-season – 40 points in Game 4 of the 1989 NBA Finals vs. Detroit and 39 vs. Seattle in Game 3 of the 1987 Western Conference Finals • Scored in double figures in each of his first 42 post-season games • Has the 11th-highest field goal percentage (.533) and 13th-most points (754) in NBA Finals history • Finished in the top 10 in field goal percentage five times and has the 15th-highest field goal percentage in NBA history • Ranks in the top 10 in Lakers history in steals (third), games (fourth), field goals (fifth), points (sixth), blocks (seventh), FG percentage (eighth) and assists (ninth).

Yrs.	GP-GS	MIN	AVE	FG	FG%	3FG	3FG%	FT	FT%	OFF	DEF	REB	AVG	PF	A	TO	BL	ST	PTS	AVG
12	926-717	30001	32.4	6878-13204	.521	117-486	.241	2447-3184	.769	1561	3147	4708	5.1	1975	2791	1859	624	1041	16320	17.6

**Worthy's NBA Playoffs Stats**

Yrs.	GP-GS	MIN	AVE	FG	FG%	3FG	3FG%	FT	FT%	OFF	DEF	REB	AVG	PF	A	TO	BL	ST	PTS	AVG
9	143-117	5297	37.0	1267-2329	.544	14-67	.209	474-652	.727	257	490	747	5.2	352	463	298	96	177	3022	21.1

**WRIGHT, BRANDAN (Golden State, New Jersey, Dallas, Boston, Phoenix, Memphis, Houston)**

Played in 428 games in 10 NBA seasons • Limited to 68 games from 2015-19 due to injury • Last played with Memphis (27 games) and Houston (one game in 2017-18 • Has the highest field goal percentage by a Tar Heel in NBA history at .607 (players with 1,000 or more field goals) • Averaged a career-high 9.1 points and 4.2 rebounds in 2014 with Dallas • Career scoring high is 25 for Golden State against Philadelphia.

Yrs.	GP-GS	MIN	AVE	FG	FG%	3FG	3FG%	FT	FT%	OFF	DEF	REB	AVG	PF	A	TO	BL	ST	PTS	AVG
10	428-62	6949	16.2	1271-2095	.607	0-12	.000	434-644	.674	586	974	1560	3.6	574	199	202	425	198	2976	7.0

**WUYCIK, DENNIS (ABA– Carolina Cougars, Spirits of St. Louis)**

Yrs.	GP	MIN	AVE	FG	FG%	3FG	3FG%	FT	FT%	OFF	DEF	REB	AVG	PF	A	TO	BL	ST	PTS	AVG
3	157	1684	10.7	273-593	.460	1-7	.143	137-204	.672	137	186	323	2.1	293	128	181	–	–	684	4.4

**YONAKOR, RICH (San Antonio)**

Yrs.	GP-GS	MIN	AVE	FG	FG%	3FG	3FG%	FT	FT%	OFF	DEF	REB	AVG	PF	A	TO	BL	ST	PTS	AVG
1	10-0	70	7.0	14-26	.538	0-0	–	5-7	.714	13	14	27	2.7	7	3	2	2	1	33	3.3

**ZELLER, TYLER (Cleveland, Boston, Brooklyn, Milwaukee, Atlanta, Memphis, San Antonio)**

Has played in eight seasons in the NBA • Averaged a career high 10.2 points with Boston in 2015 • Second-team All-Rookie selection in 2013 • Scored a career-high 26 vs. Philadelphia in 2015 and Milwaukee in 2016 • Career field goal percentage of .508.

Yrs.	GP-GS	MIN	AVE	FG	FG%	3FG	3FG%	FT	FT%	OFF	DEF	REB	AVG	PF	A	TO	BL	ST	PTS	AVG
2019-20	2-0	4	2.0	1-4	.250	0-0	–	0-0	–	3	1	4	1.0	0	0	0	0	0	2	1.0
8	414-166	7254	17.5	1161-2284	.508	10-35	.286	541-708	.764	637	1183	1820	4.4	897	367	348	241	104	2873	6.9

Statistics are regular-season only except where noted





# CAROLINA'S CAREER NBA STAT LEADERS

## Regular-Season Stats Through the 2019-20 Season *italics denotes active player*

### Most Seasons Played

22 – Vince Carter (1998-2020) NBA record  
18 – Jerry Stackhouse (1995-2013)  
17 – Sam Perkins (1984-2001)  
16 – Antawn Jamison (1998-2014)  
16 – Rasheed Wallace (1995-2010, 2012-13)  
15 – Marvin Williams (2005-20)  
15 – Scott Williams (1990-2005)  
15 – Michael Jordan (1984-1993, 1995-1998, 2001-2003)  
15 – Walter Davis (1977-1992)

### Most Seasons Played with One Team

13 – Michael Jordan, Chicago Bulls (1984-1993, 1995-98)

### Most Seasons Played Entire Career with One Team

12 – James Worthy, Los Angeles Lakers (1983-1995)

### Most Teams (through 2019-20)

9 – *Wayne Ellington* (Minnesota, Memphis, Cleveland, Dallas, Los Angeles Lakers, Brooklyn, Miami, Detroit, New York)  
8 – Vince Carter (Toronto, New Jersey, Orlando, Phoenix, Dallas, Memphis, Sacramento, Atlanta)  
8 – Jerry Stackhouse (Philadelphia, Detroit, Washington, Dallas, Milwaukee, Miami, Atlanta, Brooklyn)  
8 – Pete Chilcutt (Sacramento, Detroit, Houston, Vancouver, Utah, Cleveland, L.A. Clippers, Atlanta)  
7 – multiple players with seven

### Most Points (10,000 or more)

32,292 – Michael Jordan  
25,728 – Vince Carter  
20,042 – Antawn Jamison  
19,521 – Walter Davis  
18,787 – Bob McAdoo  
16,409 – Jerry Stackhouse  
16,320 – James Worthy  
16,006 – Rasheed Wallace  
15,324 – Sam Perkins  
13,626 – Billy Cunningham  
10,965 – Marvin Williams  
10,853 – Raymond Felton  
10,389 – Brad Daugherty

### Highest Scoring Average

30.1 – Michael Jordan  
22.1 – Bob McAdoo  
20.8 – Billy Cunningham  
19.0 – Brad Daugherty  
18.9 – Walter Davis  
18.5 – Antawn Jamison  
17.9 – Charles Scott  
17.6 – James Worthy  
16.9 – Jerry Stackhouse  
16.7 – Vince Carter

### Most Rebounds

8157 – Antawn Jamison  
8048 – Bob McAdoo  
7666 – Sam Perkins  
7404 – Rasheed Wallace  
6672 – Michael Jordan  
6638 – Billy Cunningham  
6606 – Vince Carter  
5546 – Marvin Williams  
5227 – Brad Daugherty  
4875 – Brendan Haywood



Hall of Famer Billy Cunningham is the only Tar Heel to average 20 points and 10 rebounds in an NBA career. Cunningham won NBA titles as a player and head coach as a member of the Philadelphia 76ers, where he played with Wilt Chamberlain and coached Julius Erving and Bobby Jones.

## Highest Rebounding Average (min. 1,000 rebounds)

10.1 – Billy Cunningham  
9.5 – Brad Daugherty  
9.4 – Bob McAdoo  
7.5 – Antawn Jamison  
6.7 – Rasheed Wallace  
6.6 – *Ed Davis*  
6.3 – Lee Shaffer  
6.2 – Michael Jordan  
6.0 – Brendan Haywood  
6.0 – Sam Perkins

## Most Assists

5633 – Michael Jordan  
5096 – Raymond Felton  
4714 – Vince Carter  
4073 – Kenny Smith  
3878 – Walter Davis  
3316 – Ty Lawson  
3240 – Jerry Stackhouse  
3083 – Phil Ford  
2791 – James Worthy  
2696 – Charles Scott

## Most Three-Point Field Goals

2290 – Vince Carter  
1283 – *Danny Green*  
1163 – Antawn Jamison  
1086 – Rasheed Wallace  
1046 – Marvin Williams  
1016 – *Wayne Ellington*  
988 – Jerry Stackhouse  
925 – Raymond Felton  
849 – Sam Perkins  
771 – Rick Fox

## Highest Field Goal Percentage (min. 1,000 made field goals)

.607 – Brandan Wright (1271 of 2095)  
.568 – *Ed Davis* (1743 of 3068)  
.550 – Bobby Jones (3412 of 6199)  
.540 – *John Henson* (1438 of 2661)  
.532 – Brad Daugherty (3823 of 7189)  
.528 – Brendan Haywood (2110 of 3999)  
.523 – Mitch Kupchak (2003 of 3832)  
.521 – James Worthy (6878 of 13204)  
.511 – Walter Davis (8118 of 15871)  
.508 – *Tyler Zeller* (1161 of 2284)

## Highest Three-Point Percentage (min. 250 made 3FGs)

.441 – Hubert Davis (728 of 1651)  
.400 – *Danny Green* (1283 of 3205)  
.399 – Kenny Smith (664 of 1665)  
.385 – *Reggie Bullock* (397 of 1030)  
.378 – *Wayne Ellington* (1016 of 2689)  
.375 – *Harrison Barnes* (760 of 2028)  
.371 – Vince Carter (2290 of 6168)  
.366 – Shammond Williams (256 of 700)  
.362 – Sam Perkins (849 of 2348)  
.361 – Marvin Williams (1046 of 2894)  
.359 – Ty Lawson (473 of 1319)

## Highest Free Throw Percentage (min. 1,000 made free throws)


.851 – Walter Davis (3128 of 3676)  
.835 – Michael Jordan (7327 of 8772)  
.829 – Kenny Smith (1679 of 2026)  
.822 – Jerry Stackhouse (4649 of 5659)  
.820 – Phil Ford (1313 of 1602)  
.811 – Sam Perkins (3479 of 4292)  
.808 – Marvin Williams (2063 of 2554)  
.798 – Vince Carter (4852 of 6082)  
.796 – *Harrison Barnes* (1428 of 1794)  
.790 – Raymond Felton (1718 of 2175)




VINCE CARTER retired after an NBA record 22 seasons. His 2,290 three-pointers are sixth all-time and he is the 19th-leading scorer in NBA history with 25,728 points.



# MEDIA GUIDE COVERS THROUGH THE YEARS




1956-57



1957-58




1958-59




1959-60

Frank McGuire



1960-61




1961-62



1962-63



1963-64



1964-65



1965-66



1966-67




1967-68



1968-69



1969-70



1970-71



1971-72





1972-73



1973-74



1974-75



1975-76



1976-77



1977-78



1978-79



1979-80



1980-81




1981-82



1982-83




1983-84



1984-85



1985-86



1986-87



1987-88






1988-89




1989-90



1990-91



1991-92




1992-93




1993-94



1994-95




1995-96




1996-97




1997-98




1998-99




1999-2000




2000-01



2001-02



2002-03



2003-04





2004-05




2005-06



2006-07




2007-08



2008-09



2009-10




2010-11




2011-12



2012-13



2013-14



2014-15



2015-16



2016-17



2017-18



2018-19



2019-20



# COVERING CAROLINA

## CREDENTIALS

Media seating in the Smith Center will be limited to approximately 15 seats (not including broadcast and radio networks) due to the pandemic. Seats will be reserved in this order: media that regularly cover Carolina Basketball, the visiting team and national media.

Credentials will be issued on a game-by-game basis (no season credentials).

**Please make credential requests online at [SportsSystems.com/UNCBasketball](https://SportsSystems.com/UNCBasketball)**

Media will be able to request credentials beginning two weeks before each scheduled game for a window of time that ends one week prior to the game. For example, the system will accept credentials for the Jan. 23 game vs. NC State from 8 a.m. on January 9 to 5 p.m. on January 16.

We are not accepting photo or minicam requests for credentials. There are only a limited number of photo opportunities, which will be handled directly by Steve Kirschner, Senior Associate A.D. for Communications.

Approved credentials may be picked up at media will call at Smith Center Entrance D, which will open one hour before the scheduled starting time. Entrance D is diagonally across the building from the media entrance last season. Entrance D is closest to the reserved parking lot behind the natatorium and the Smith Center/basketball offices.

All briefcases, computer bags and photo equipment are subject to search.

## AWAY GAME CREDENTIALS

**Iowa:** check with Kirschner for an online link to apply

**CBS Sports Classic in Cleveland:** check with Kirschner for an online link to apply

**ACC Games:** email Kirschner (each school will have different access...the schools will let Kirschner if, and how many, media/photographer seats will be available for the visiting team).

## HEALTH & SAFETY

Acceptance of a credential acknowledges and assumes risks associated with Covid-19 and the bearer agrees not to use the credential in the event that he or she is sick or symptomatic.

An online health survey must be completed before media is allowed to enter the Smith Center. The survey will be emailed to you several days before the game; please go online and fill it out the day of the game (it takes about a minute to complete). Temperature checks will be done at the media entrance (Gate D). Once you have passed a temperature check and are allowed to enter the arena, please proceed to the media seating in section 212.

A mask must be worn at all times in the Smith Center. Media representatives must bring their own mask that fully covers their nose and mouth, plus any other personal protective equipment they wish to use. We ask that you do not attend the game if you are experiencing any symptoms of Covid-19.

Hand sanitizer dispensers will be available throughout the arena.

Individuals must sit in their assigned seat and adhere to physical distancing guidelines (at least six feet apart) while moving within the arena.

## MEDIA WORK ROOM, MEDIA SEATING IN ARENA

The media work room adjacent to the visiting team's locker room will be closed this season. Upon entering the arena, media should proceed directly to their assigned seats in section 212 and plan to work there for the duration of your visit to the Smith Center.

## PHOTO SPOTS/PHOTO WORK SPACE

A limited number of photographers may be allowed to shoot from designated areas around the arena. Those assignments will be coordinated by Steve Kirschner. Availability will be very limited and may change over the course of the season due to the pandemic. Other than a photographer and videographer who travel with each team and are tested on a regular basis, photo/video spots that are assigned will be at least 15 feet (and could be farther away) from the edge of the essential personnel perimeter that has been established by the ACC.

There will be a pool photographer and pool videographer assigned to each game who will provide still and video images for media use through a digital sharing site managed by the Atlantic Coast Conference. Check with Kirschner for details.

## ARENA WIFI

Wireless Internet access is available in the arena. Instructions for logging on will be emailed to credentialed media. Please do not publicize the network or password for WiFi access. Live stats are available at [UNC.statbroadcast.com](https://UNC.statbroadcast.com).

## SMITH CENTER MEDIA PARKING

Media parking for games is located in the Bowles Lot on Skipper Bowles Drive, adjacent to Kenan-Flagler Business School. Most of the spaces are not reserved. Passes will be emailed to those media who request and are approved for parking passes.

Directions: NC Hwy 15-101 to Manning Drive, take the second left onto Bowles Drive and the Bowles Lot will be on your right at the bottom of the hill.

## POSTGAME AVAILABILITY

All postgame interviews with Coach Williams and UNC players will be via Zoom or another digital platform. The raw files for UNC will be archived to GoHeels.com and a select number of quotes will also be posted and distributed.

## NON-GAMEDAY INTERVIEWS

All interviews will be done this season via Zoom or by phone.

Throughout the season, Williams and players should be available via Zoom a day or two before select games. A schedule of these sessions will be posted in the game notes.

Interview requests should be made through the athletic communications office. Contact Kirschner with interview requests for Coach Williams. Due to contractual obligations, Williams is unable to participate in live radio call-in shows.

Media should direct player interview requests to Matt Bowers ([mattbowers@unc.edu](mailto:mattbowers@unc.edu), 919-619-7021). Player interviews typically occur before practice. Players are not available for interviews on game day or on non-practice days.

## ACC TELECONFERENCE

Beginning in January, Roy Williams will be available on most Mondays for 10 minutes on the ACC teleconference. Coaches do not participate on the Monday call if their teams play that evening. Media should contact Kirschner or the ACC for the teleconference number.

## ONLINE & SOCIAL MEDIA

Carolina's official website is GoHeels.com, which features the yearbook, record book, statistics, game notes, roster, schedule, archives and other information. Archived recordings of the weekly and postgame Zoom press conferences will be posted to the site. Follow the Tar Heels on Twitter and Instagram at @UNC\_Basketball.

A stats and notes Twitter feed is available at @UNCMBBStats

## TAR HEEL SPORTS PROPERTIES

The Tar Heel Sports Network features play-by-play voice Jones Angell, analyst Eric Montross, host Dave Nathan and GoHeels.com columnist Adam Lucas. Angell is in his 10th year calling the action, while Montross, a two-time All-America and starting center for the 1993 NCAA champion Tar Heels, is in his 15th year on the broadcast.

The network, led by general manager Chuck Schroeder, typically comes on the air one hour before the scheduled tip. A complete station list is available at GoHeels.com – follow the Multi-Media and Tar Heel Sports Network tabs.

### Name (email, Twitter)

Jones Angell ([jangell@unc.edu](mailto:jangell@unc.edu), @jonesangell)

Eric Montross ([eric@ramsclub.com](mailto:eric@ramsclub.com))

Dave Nathan ([dnathan20@gmail.com](mailto:dnathan20@gmail.com), @davenathanonair)

Adam Lucas ([alucas8293@gmail.com](mailto:alucas8293@gmail.com), @jadamlucas)

Angell hosts Roy Williams Live!, Carolina Basketball's weekly radio call-in show, and the coach's weekly TV highlights show.

Angell and Lucas also host the Carolina Insider podcast (@carolina\_pod). Check the game notes for a list of dates for the radio and TV shows.

## VISITING RADIO

Radio network rights-holders for opposing teams is located this season in booth 111, located at the back of the lower level in section 111. UNC provides an Ethernet line and one analog line for your use.

## ATHLETIC COMMUNICATIONS OFFICE

The Athletic Communications office is located on the second level of the Media and Communications Center, which is adjacent to the Dean E. Smith Center. The mailing address is 380 Skipper Bowles Drive, Chapel Hill NC 27514.

<b>Senior Associate AD (contact for Roy Williams)</b>	Steve Kirschner
<b>Direct Office Phone</b>	(919) 962-7258
<b>Cell Phone</b>	(919) 475-2695
<b>Email</b>	<a href="mailto:stevekirschner@unc.edu">stevekirschner@unc.edu</a>
<b>To Apply for Credentials</b>	<a href="https://SportsSystems.com/UNCBasketball">SportsSystems.com/UNCBasketball</a>
<b>Associate Director (contact for player interviews)</b>	Matt Bowers
<b>Cell Phone</b>	(919) 619-7021
<b>Email</b>	<a href="mailto:mattbowers@unc.edu">mattbowers@unc.edu</a>
<b>Office Manager/Media Will Call</b>	Kathy Griggs
<b>Office Phone</b>	(919) 962-2123
<b>Web Site</b>	GoHeels.com
<b>Carolina Basketball Twitter</b>	UNC_Basketball
<b>Stats and Notes Twitter</b>	UNCMBBStats
<b>Instagram</b>	UNC_Basketball
<b>YouTube</b>	UNCTarHeelsAthletics





SID CONTACTS	NAME	PHONE	EMAIL	WEB	TEAM TWITTER
Alabama	Aaron Jordan	205-913-1979	ajordan@ia.ua.edu	rolltide.com	@AlabamaMBB
Boston College	Mike Laprey	401-829-3747	lapreym@bc.edu	bceagles.com	@BCMBB
Clemson	Ben Winterrowd	630-862-8828	winterr@clemson.edu	clemsonigers.com	@ClemsonMBB
College of Charleston	Marlene Navor	843-647-9916	navormu@cofc.edu	cofcsports.com	@CofCBasketball
Davidson	Joey Beeler	704-458-6198	jbeeler@davidson.edu	davidsonwildcats.com	@DavidsonMBB
Duke	Mike DeGeorge	919-384-6601	michael.degeorge@duke.edu	goduke.com	@DukeMBB
Elon	Jamal Davis	336-278-6865	jdavis84@elon.edu	elonphoenix.com	@ElonMBBasketball
Florida State	Chuck Walsh	850-694-2540	cwalsh@fsu.edu	seminoles.com	@fsuhoops
Georgetown	Diana Pulupa	202-687-6564	diana.pulupa@georgetown.edu	guhoyas.com	@GeorgetownHoops
Georgia Tech	Mike Stamus	404-218-9723	mstamus@athletics.gatech.edu	ramblinwreck.com	@GTMBB
Indiana	J.D. Campbell	812-322-1437	jc56@indiana.edu	iuhoosiers.com	@IndianaMBB
Iowa	Matt Weitzel	319-430-8176	matthew-weitzel@uiowa.edu	hawkeyesports.com	@IowaHoops
Louisville	Kenny Klein	502-599-7865	kenny.klein@louisville.edu	gocards.com	@LouisvilleMBB
Miami	Alex Schwartz	609-802-3674	alexschwartz@miami.edu	miamihurricanes.com	@CanesHoops
UNLV	Andy Grossman	702-630-3949	andy.grossman@unlv.edu	unlvrebels.com	@TheRunninRebels
NC State	Craig Hammel	317-292-0858	cwhamme2@ncsu.edu	gopack.com	@PackMensBball
Notre Dame	Alan Wasielewski	574-532-4167	awasiele@nd.edu	und.com	@NDmbb
Ohio State	Dan Wallenberg	614-266-4306	wallenberg.1@osu.edu	ohiostatebuckeyes.com	@OhioStateHoops
Pittsburgh	Matt Plizga	919-812-0882	mplizga@athletics.pitt.edu	pittsburghpanthers.com	@Pitt_MBB
Stanford	Zach Reynolds	541-419-0615	zreynold@stanford.edu	gostanford.com	@StanfordMBB
Syracuse	Pete Moore	315-952-5011	pimooore@syr.edu	cuse.com	@Cuse_MBB
Texas	Scott McConnell	512-748-9313	sm@utexas.edu	texasports.com	@TexasMBB
Virginia	Erich Bacher	720-318-5538	bacher@virginia.edu	virginiaspports.com	@UVaMensHoops
Virginia Tech	Lance Dozier	507-993-1898	lance17@vt.edu	hokiesports.com	@HokiesMBB
Wake Forest	Lucy Berres	309-696-8835	berresl@wfu.edu	godeacs.com	@WakeMBB
North Carolina	Steve Kirschner Matt Bowers	919-475-2695 919-619-7021	stevekirschner@unc.edu matthowers@unc.edu	GoHeels.com	@UNC_Basketball
ACC	Andy Fledderjohann	434-906-0075	afledder@theacc.org	theacc.com	@accmbb
NCAA	Jenn Rodgers	317-917-6222	jrodgers@ncaa.org	ncaa.org	@ncaamarchmadness
Maui/Asheville	Hannah Breeding	816-550-0264	hannah.breeding@kemperlesnik.com	mauiinvitational.com	@MauiInv

UNC Stats: <https://goheels.com/sports/mens-basketball>

ACC Stats: <https://theacc.com/stats.aspx?path=mbball&year=2020>

NCAA Stats: [https://stats.ncaa.org/rankings?sport\\_code=MBB&division=1](https://stats.ncaa.org/rankings?sport_code=MBB&division=1)

COVERING THE TAR HEELS	NAME (TWITTER)	INTERNET	MEDIA TWITTER
ACC Network	Wes Durham (@WesDurham), Mark Packer (@MarkPacker)		@accnetwork
Associated Press	Aaron Beard (@aaronbeardap)	ap.org	@AP_Sports
The Athletic	Brendan Marks (@BrendanRMarks)	theathletic.com	@TheAthleticCBB
Bladen Journal	Alan Wooten (@alanwooten19)	bladenjournal.com	@BladenJournal
# Burlington Times-News/ USA Today Network	Adam Smith (@adam_smithTN)	thetimesnews.com	@thetimesnews
Carolina Blitz	Vashti Hurt	carolinablitz.com	@keepblitzin
CBS 17 (Triangle)	Todd Gibson (@ToddGibsonWNCN), Alyssa Rae (@AlyssaRaeTV)	cbs17.com	@wncn
Chapelboro.com/WCHL	Brighton McConnell (@BrightonMcC1), Art Chansky, Avery Trendel	chapelboro.com	@WCHLChapelboro
Charlotte Observer	C.L. Brown (@clbrownhoops), Luke DeCock (@LukeDeCock)	charlotteobserver.com	@OBSPORTS
Daily Tar Heel	Brian Keyes (@bg_keyes), Ryan Wilcox (@ryantwilcox)	dailytarheel.com	@dthsports
Durham Herald-Sun	C.L. Brown (@clbrownhoops), Luke DeCock	heraldsun.com	@TheHerald_Sun
Fayetteville Observer	Sammy Batten (@FO_SammyBatten)	fayobserver.com	@fayobserver
GoHeels.com	Adam Lucas (@adamlucas)	GoHeels.com	@GoHeels
Greensboro News & Record	Joe Sirera (@JoeSireraNR), Eddie Wooten (@EddieWootenNR)	Greensboro.com	@NewsandRecord
Inside Carolina	Greg Barnes, Ross Martin (@RossMartin_IC) Greg Hall (@gregoryhall_), Ben Sherman	247sports.com/college/north-carolina	@InsideCarolina
LaCeiba Media	Ernest Gallo	laceibamedia.org	
North State Journal	Brett Friedlander (@BrettFriedland1), Shawn Krest (@shawnkrest)	nsjonline.com	@nsjnews
Raleigh News and Observer	C.L. Brown (@clbrownhoops), Luke DeCock	newsobserver.com	@newsobserver
South Boston News & Record	Tucker McLaughlin, Mike Sosna	thenewsrecord.com	
Spectrum (TV)	Mike Toper (@MikeToper1), J.B. Ricks (@JB_Ricks)	spectrumlocalnews.com/nc/triangle-sandhills	@SpecNews1RDU
Sports Shop (Triangle radio)	Errol Reese, Jasmyne Fritz (@thegirlfritz)	thesportsshopradio.com	@TheErrolReese
Sports Xtra (UNC J-School TV)	Chip Sweeney	facebook.com/uncsportsxtra	@SportsXtra_UNC
Tar Heel Illustrated	Andrew Jones, Jacob Turner (@JacobTurnerTHI)	northcarolina.rivals.com	@HeelIllustrated
Tar Heel Tribune	R.L. Bynum	TarHeelTribune.com	@RL_Bynum
WCTI (ABC, New Bern)	Brian North (@BrianNorth4)	wcti12.com	
WFMY (CBS, Triad)	Brian Hall (@bhallwfmy)	wfmynews2.com	@WFMY
Winston-Salem Journal	Ethan Joyce (@EthanJoyceWSJ)	journalnow.com	@JournalNow
WNCT (CBS, Greenville)	Brian Bailey (@bbaileywnct)	wnct.com	@wnct9
WRAL (NBC, Triangle)	Chris Lea (@chrisleaTV), Kacy Hintz (@WRALKacyHintz), Jared Fialko (@JFIWRAL)	wral.com	@WRAL
WRAL.com/99.9 the Fan (Triangle web/radio)	Adam Gold (@AGoldFan), Joe Giglio (@jwgiglio)	wralsportsfan.com	@WRALSportsFan
WSJS (Triad radio)	Lauren Brownlow (@lebrownlow), Joe Ovies (@joeovies)		
WTVD (ABC Triangle)	Josh Graham (@JoshGrahamRadio)		@SportsHubTriad
	Mark Armstrong (@ArmstrongABC11), Joe Mazur (@joemazurABC11), Bridget Condon (@BridgetABC11)	abc11.com	@ABC11_WTVD

# The USA Today Network includes the Asheboro Courier-Tribune, Asheville Citizen-Times, Burlington Times-News, Fayetteville Observer, Gaston Gazette, Hendersonville Times-News, Jacksonville Daily News, Kinston Free Press, Lexington Dispatch, New Bern Sun Journal, Shelby Star and Wilmington Star-News

**SELECT NATIONAL MEDIA (Twitter):** Andrea Adelson, ESPN (@aadelsonESPN), Cory Alexander, ACC Network (@CoryAlexanderVA), Paul Biancardi, ESPN (@PaulBiancardi), Jay Bilas, ESPN (@JayBilas), Jeff Borzello, ESPN (@jeffborzello), Doris Burke, ESPN (@hyedb), Jordan Cornette, ACC Network (@jordancornette), Jon Crispin, ESPN (@JonCrispinESPN), Rob Dauster, Field of 68 Media (@RobDauster), Rece Davis, ESPN (@ReceDavis), Seth Davis, The Athletic (@SethDavisHoops), Mike DeCourcy, Sporting News (@tsnmike), Jimmy Dykes, ESPN (@CoachJimmyDykes), John Feinstein, Washington Post (@JFeinsteinBooks), Pat Forde, Sports Illustrated (@ByPatForde), Fran Fraschilla, ESPN (@franfraschilla), Katie George, ACC Network (@Katie\_George05), Jeff Goodman, Stadium (@GoodmanHoops), Seth Greenberg, ESPN (@SethOnHoops), Brian Hamilton, The Athletic (@\_Brian\_Hamilton), Bryan Ives, ESPN research (@awaytoworthy), Andy Katz, NCAA.com (@TheAndyKatz), Mike Lopresti, NCAA.com (LoprestiSports), Myron Medcalf, ESPN (@MedcalfByESPN), Matt Norlander, CBS (@MattNorlander), Dana O'Neil, The Athletic (@DanaONeilWriter), Gary Parrish, CBS (@GaryParrishCBS), Ken Pomeroy, KenPom.com (@kenpomeroy), Jon Rothstein, CBS (@JonRothstein), Dan Shulman, ESPN (@DShulman\_ESPN), Pete Thamel, Yahoo! (@PeteThamel), Dick Vitale, ESPN (@DickieV), Brooke Weisbrod, ESPN (@BrookeWeisbrod), Dick Weiss, BlueStar Media (@HoopsWeiss), Dan Wetzel, Yahoo! (@DanWetzel), Allison Williams, ESPN (@AllisonW\_Sports), Shammond Williams, Carolina Conversation (@shammondwillia2)

# 2020-21 PHOTO ROSTER



**0 - ANTHONY HARRIS**  
6-4, R-Fr., G  
Woodbridge, Va.



**1 - LEAKY BLACK**  
6-7, So., G  
Concord, N.C.



**2 - CALEB LOVE**  
6-4, Fr., G  
St. Louis, Mo.



**3 - ANDREW PLATEK**  
6-4, Sr., G  
Guilderland, N.Y.




**4 - RJ DAVIS**  
6-0, Fr., G  
White Plains, N.Y.



**5 - ARMANDO BACOT**  
6-10, So., F/C  
Richmond, Va.



**11 - DAY'RON SHARPE**  
6-10, Fr., F.C.  
Greenville, N.C.



**13 - WALKER KESSLER**  
7-1, Fr., F/C  
Newnan, Ga.



**14 - PUFF JOHNSON**  
6-8, Fr., G  
Moon Township, Pa.



**15 - GARRISON BROOKS**  
6-10, Sr., F  
LaFayette, Ala.




**21 - STERLING MANLEY**  
6-11, R-Jr., F/C  
Pickerington, Ohio



**22 - WALKER MILLER**  
6-11, Sr., F/C  
Greensboro, N.C.




**24 - KERWIN WALTON**  
6-5, Fr., G  
Hopkins, Minn.



**25 - CREIGHTON LEBE**  
6-1, Fr., G  
Wilson, N.C.



**30 - K.J. SMITH**  
6-2, R-Sr., G  
Calabasas, Calif.



**34 - DUWE FARRIS**  
6-6, 205, Soph.  
Charlotte, N.C.



**35 - RYAN McADOO**  
6-5, R-Jr., F  
Boca Raton, Fla.



**ROY WILLIAMS**  
Head Coach



**STEVE ROBINSON**  
Assistant Coach



**HUBERT DAVIS**  
Assistant Coach



**BRAD FREDERICK**  
Assistant Coach



**SEAN MAY**  
Director of  
Basketball Operations



**KENDALL MARSHALL**  
Asst. Director of  
Basketball Operations



**ERIC HOOTS**  
Director of  
Player Development



**JONAS SAHRATIAN**  
Strength &  
Conditioning



**DOUG HALVERSON**  
Athletics Trainer