

# GWINNETT *Stripers*<sup>™</sup>

A Triple-A Affiliate

20  
23

Media Guide

TAKE THE  
*BAIT*




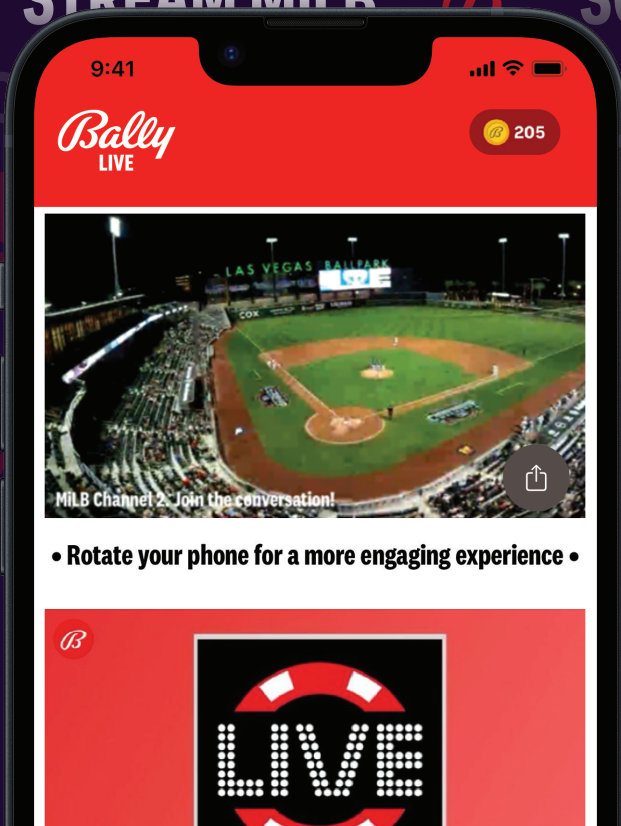
# Bally LIVE

*B* STREAM MiLB *B* SCORE REWARDS  
WARDS *B* PLAY IN-APP GAMES *B* SC

## SCORE REWARDS

REWARDS *B* HOST A WATCH PARTY *B*  
*B* CHAT WITH FRIENDS *B* SCORE R

*B* STREAM MiLB *B* SCORE REWARDS





# TABLE OF CONTENTS

## TEAM INFORMATION

The Story Behind the Stripers .....	2
Ownership and Front Office.....	3-5
Stripers Celebrities .....	6-7
Coolray Field .....	8-11
Broadcast/Media Information.....	12-13
Xolos de Gwinnett .....	14
2023 Schedule.....	Back Cover

## 2023 COACHES AND POTENTIAL PLAYERS

Manager Matt Tuiasosopo.....	16-17
Pitching Coach Craig Bjornson.....	18
Hitting Coach Carlos Mendez.....	19
Coach Wigberto Nevarez .....	20
Coach Stevie Wilkerson .....	21
Additional Staff .....	22
Potential Players.....	24-84

## 2022 IN REVIEW

Final Standings & Leaders .....	86-87
Final Gwinnett Statistics .....	88-89
Season Highs & Lows: Team .....	90
Season Highs & Lows: Individual.....	91
Record & Monthly Breakdown.....	92
Team Hitting & Pitching Breakdown.....	93-96
Transactions.....	97-98
Game-by-Game Results.....	100-102
Notes.....	103-104

## TEAM HISTORY

Atlanta Crackers .....	106
Richmond Braves .....	107
Gwinnett Braves/Stripers.....	108
First & Last Time it Happened.....	109
Single-Game & Individual Records.....	110-112
Single-Season Highs & Lows.....	113
Single-Season Top 10's .....	114-115
Individual Career Leaders .....	116-117
Year-by-Year Hitting .....	118-119
Year-by-Year Pitching .....	120-121
Year-by-Year Fielding.....	122
Opening Day Lineups.....	123-124
All-Time Roster.....	125-128
All-Time Managers & Coaches.....	129
Award Winners & All-Stars .....	130-132
From Gwinnett to "The Show".....	133
Hall of Famers & Retired Numbers.....	134

## ATLANTA BRAVES ORGANIZATION

Atlanta Braves Overview .....	136-139
Executives & Baseball Operations Staff.....	140
2022 Minor League Recap .....	141
Braves Minor League Affiliates.....	142-143
Draft Results & Top Prospects.....	144

## THE INTERNATIONAL LEAGUE

International League Map & Overview .....	146-147
Opponents.....	148-157
Umpires .....	157

## MEDIA GUIDE PRODUCTION STAFF

Managing Editor .....	Dave Lezotte
Research .....	Dave Lezotte, Jack Johnson
Front/Back Cover Design .....	Nick Gosen
Front Cover Photo of Jared Shuster.....	Josh Conner

Entire contents © 2023 Gwinnett Stripers Baseball Club. All Rights Reserved.  
 The Official Media Guide of the 2023 Gwinnett Stripers is printed under permission of the Gwinnett Stripers Baseball Club.  
 Reproduction in part or whole in any form without the express written permission of the Gwinnett Stripers Baseball Club is strictly prohibited.

# THE STORY OF THE STRIPERS



**Pictured:** Mike Soroka delivers a pitch during Gwinnett's first home game as the Stripers on April 12, 2018 vs. Rochester. (Karl L. Moore)

On December 8, 2017, the Gwinnett Baseball Club unveiled its new name, logos and uniforms to the public. Following nine seasons as the Gwinnett Braves, the Triple-A International League team announced it would now be known as the Gwinnett Stripers. The name honors the outdoor traditions of Gwinnett County, including year-round striped bass fishing on nearby Lake Lanier.

The Stripers name was chosen following a six-month creative process that included input from the Atlanta Braves, sports marketing firm Brandiose, and submissions from the fans. A total of 4,024 submissions and over 900 different names were sent in by fans during a "Name the Team" contest in May 2017, and a selection committee narrowed the entries down to six finalists in July 2017: Big Mouths, Buttons, Gobblers, Hush Puppies, Lambchops and Sweet Teas.

With help from a public online vote, the selection committee initially decided on Big Mouths. In the process of developing the logos and uniforms, however, it was determined that the Big Mouths moniker was not fitting with the ultimate vision of the team. Further discussion and development resulted in a change to the Stripers, a name that was included in the fan submissions but was not one of the six finalists.

With Big Mouths and Stripers both considered winners of the "Name the Team" contest, and each name submitted by multiple fans, the team randomly selected one fan from each group to receive two 2018 season tickets. Patrick Kelly of Decatur, GA (Big Mouths) and Jay Andrews of Sugar Hill, GA (Stripers) were each selected.

The Stripers logos are both fresh and traditional, featuring the team's new main color of "Striper Green" paired alongside the familiar Braves Navy and Red. The Stripers are the first professional sports team to use this color combination.

## HOME CAP LOGO



## ALTERNATE CAP LOGO



## ALTERNATE CAP LOGO





# STRIPERS OWNERSHIP



**DIAMOND**  
BASEBALL HOLDINGS™

Diamond Baseball Holdings was formed in 2021 to support, promote, and enhance Minor League Baseball Clubs affiliated with Major League Baseball through professional management, best practices, innovation, and investment. Since August 2022, DBH has been owned by Silver Lake, the global leader in technology investing.

The Gwinnett Stripers were one of the first nine teams purchased by DBH during the organization's launch on December 8, 2021.

For more information, visit [DiamondBaseballHoldings.com](https://DiamondBaseballHoldings.com).

## DIAMOND BASEBALL HOLDINGS CLUBS (As of March 20, 2023)

Triple-A	Double-A	High-A	Class-A
Gwinnett Stripers (ATL)	Mississippi Braves (ATL)	Rome Braves (ATL)	Augusta GreenJackets (ATL)
Iowa Cubs (CHC)	Midland RockHounds (OAK)	Hudson Valley Renegades (NYY)	San Jose Giants (SF)
Memphis Redbirds (STL)	Portland Sea Dogs (BOS)	Lansing Lugnuts (TOR)	Salem Red Sox (BOS)
Scranton/WB RailRiders (NYY)	Wichita Wind Surge (MIN)		
Oklahoma City Dodgers (LAD)			
St. Paul Saints (MIN)			



### PETER B. FREUND - CEO

Peter B. Freund is the CEO of Diamond Baseball Holdings. Prior to joining DBH, Freund consulted with the Office of the Commissioner of Baseball, on the transition of Major League Baseball's licensed affiliates while spearheading the formation of the MLB Draft League.

Freund is a minority owner of the New York Yankees and has owned and operated MiLB teams for more than a decade, including the Memphis Redbirds (Triple-A Cardinals), Scranton/Wilkes-Barre RailRiders (Triple-A Yankees), Charleston RiverDogs (Class-A Rays) and Williamsport Crosscutters (MLB Draft League). In 2017, his company, Trinity Sports Holdings, was named Ballpark Digest's Sports Organization of the Year after hosting the first annual MLB Little League Classic™ in Williamsport, PA and executing a successful team rebranding and stadium renovation of AutoZone Park in Memphis, TN.

Freund received his Bachelor of Arts degree from Dartmouth College in Hanover, NH. He is the Chair of the Board of Trustees of the Rippowam Cisca School in Bedford, NY, a coeducational independent day school for grades pre-kindergarten through nine.



### PAT BATTLE - EXECUTIVE CHAIRMAN

Pat Battle is the Executive Chairman of Diamond Baseball Holdings. Battle brings extensive experience across sports and entertainment marketing, media, and technology.

Battle currently serves as the Chairman of the Board of Learfield the leading collegiate athletic department representation company, applying decades of experience in sports marketing. He also serves as an advisor to Endeavor across multiple companies. He spent several years running The Collegiate Licensing Company (CLC), which sold to IMG in 2007, and today (as Learfield) operates the multimedia rights, licensing, ticketing, web publishing, and national sales businesses for more than 200 colleges and universities around the country.

Battle also serves on the company boards for Acuity Brands (NYSE: AYI) and MasterCraft (NASDAQ: MCFT) and is the managing partner for Stillwater Family Holdings, LLC, which he formed to invest in sports and entertainment marketing, media, and technology, and East End Partners, LP, which invests in real estate, sports and fitness, and medical technology.



**GWINNETT STRIPERS BASEBALL CLUB**

Ownership .....	Diamond Baseball Holdings (Since 2022)
Affiliation .....	Atlanta Braves, Triple-A (Since 2009)
Ballpark .....	Coolray Field (Opened April 17, 2009)
Mailing Address .....	P.O. Box 490310, Lawrenceville, GA 30049
Shipping/GPS Address .....	2500 Buford Drive, Lawrenceville, GA 30043
Telephone (Main Directory) .....	678.277.0300
Telephone (Tickets) .....	678.277.0340
Web Site .....	GoStripers.com
E-Mail .....	Info@GoStripers.com
Twitter .....	@GoStripers
Facebook .....	Facebook.com/GoStripers
Instagram .....	@GoStripers
TikTok .....	@GoStripers
YouTube .....	YouTube.com/GwinnettStripers

**FRONT OFFICE STAFF**

**MANAGEMENT**

General Manager .....	Erin McCormick
Senior Director, Ticket Sales .....	Peter Billups

**OFFICE OPERATIONS**

Office Manager .....	Tyra Williams
----------------------	---------------

**TICKET SALES**

Manager, Ticket Sales .....	Zack Mandelblatt
Account Executives .....	Bailey Brock, Corey Champion, Will Johnson, Taylor Poff, Virginia Nelle Reid, Christian Wilkes
Interns, Ticket Sales .....	Asher Gannon, Nick Morse
Intern, Ticket Operations .....	Grace Hall

**CORPORATE PARTNERSHIPS**

Account Executive .....	Troy Marcus
Coordinator, Partnerships Management .....	Chris Baird

**COMMUNICATIONS AND MARKETING**

Senior Manager, Public Relations & Broadcasting .....	Dave Lezotte
Manager, Marketing .....	Kyle Kamerbeek
Coordinator, Digital Marketing .....	Ally Brewton
Coordinator, Mascot & Promotions .....	Christopher Bell
Coordinator, Video Production .....	Robbie Stephenson
Graphic Designer .....	Anna Dyson
Intern, Public Relations & Broadcasting .....	Jack Johnson

**SPECIAL EVENTS**

Coordinator, Event & Guest Services .....	Shannon Callan
---	----------------

**STADIUM OPERATIONS**

Manager, Stadium Operations .....	Avery Kesler
Coordinators, Stadium Operations .....	Art Cobos, Corey McFarland
Facilities Engineer .....	Gary Hoopough
Director, Field Operations .....	McClain Murphy
Coordinator, Field Operations .....	Kiley Coursey
Intern, Stadium Operations .....	Chandler Hyman

**TEAM STORE**

Manager, Retail Merchandise .....	Malik Perkins
-----------------------------------	---------------

**PROFESSIONAL SPORTS CATERING**

Director of Operations .....	Chiara Perkins
Head Chef .....	Jamerius Sims
Concessions Manager .....	Kenneth Jones
Catering Coordinator .....	Alana Hudson



## STRIPERS EXECUTIVE MANAGEMENT



### ERIN McCORMICK - GENERAL MANAGER

Erin enters her second season as the Gwinnett Stripers' General Manager, named the fourth GM in team history on October 1, 2021. She previously served as the Stripers' Assistant General Manager from December 2018 through September 2021.

In her four seasons with Gwinnett, she has assisted in all facets of the club's operation, directly overseeing all advertising, sponsorship implementation, ballpark entertainment, digital and social media, media relations, community relations, and merchandise.

In McCormick's first season in 2019, the Stripers increased their attendance over the previous year for the first time since 2011, a 16,387 increase that ranked fifth-highest in the 14-team International League. That season also saw the team make national headlines with the "Beat the Fridge Race" at Coolray Field, a promotion that went viral on social media and earned Gwinnett a Minor League Baseball Golden Bobblehead Award for "Best In-Game Promotion."

With 16 years of Minor League Baseball experience, Erin previously spent one season with the Birmingham Barons (Double-A, Chicago White Sox), three seasons with the Sacramento River Cats (Triple-A, San Francisco Giants), five seasons with the Memphis Redbirds (Triple-A, St. Louis Cardinals), two seasons with the Northwest Arkansas Naturals (Double-A, Kansas City Royals) and two seasons in her native Corpus Christi with the Hooks (Double-A, Houston Astros).

Erin graduated from Trinity University in San Antonio with degrees in both Business Administration (Marketing) and Communications, and with minors in Communication Management and History.

Erin also serves with the Junior League of Gwinnett & North Fulton Counties, as a Lector at Mary Our Queen Catholic Church, and as a mentor for Trinity University students. She is also on the Northside Gwinnett Medical Foundation board, the Georgia Hispanic Chamber of Commerce board, and serves on the Northside Women's Leadership Council, and on the advisory board for the Georgia Southern Women's Leadership program. She resides with her husband, Corey, their son Grady, and their hound dog, Ike (Eisenhower) in Peachtree Corners.



### PETER BILLUPS - SENIOR DIRECTOR, TICKET SALES

Peter enters his third season with the Gwinnett Stripers in 2023, his 13th year overall in Minor League Baseball.

He joined the Stripers in March 2021 after spending two seasons as the Assistant General Manager for the Lynchburg Hillcats (Advanced-A Carolina League). Peter previously served as the Director of Sales in 2018 and Director of Ticket Sales from 2015-17 for the Eugene Emeralds (Short-A Northwest League), Director of Group Sales for the Modesto Nuts (Advanced-A California League) during the 2013-14 seasons, and interned for Ripken Baseball's Aberdeen IronBirds (Short-A New York-Penn League) for the 2011-12 seasons.

Peter is a graduate of James Madison University where he earned a Bachelor of Science in Kinesiology concentrating in Sport Management with minors in Human Resources Development and Business. He is a native of Mechanicsville, VA, where he grew up going to Richmond Braves games.

## STRIPERS CELEBRITIES



### CHOPPER THE GROUNDHOG - MASCOT

<b>Birthdate:</b> September 15, 2008	<b>Birthplace:</b> Gwinnett County, GA
<b>Height:</b> 6-8	<b>Weight:</b> 21,000 wood chips
<b>Bats:</b> Switch	<b>Throws:</b> Far
<b>Favorite Song:</b> "All-Star" by Smash Mouth	
<b>Favorite Movie:</b> <i>Groundhog Day</i>	
<b>Favorite Food:</b> All of it	
<b>Special Skills:</b> Hot dog eating contests, water balloon fights, chucking wood	

Chopper is a descendant of the famed groundhog General Beauregard Lee, Georgia's foremost weather prognosticator. He is a loyal and mischievous groundhog with a love for baseball, food, and Gwinnett. He is protective of his friends and family but always ready to have fun. He never backs down from a challenge and is always happy to lend a hand. Chopper can be found cheering on the Stripers at Coolray Field, making appearances around Georgia, making Tik Toks, and taking naps in the dugout. He loves messing with his friends, throwing down on the dance floor, taking pictures with fans, and eating popcorn. Chopper aspires to one day host his own food show.

Follow Chopper on Instagram, Twitter, and TikTok @stripersmascot





# STRIPERS CELEBRITIES - REEL IT IN RELAY

Back by popular demand, Academy Sports + Outdoors are the presenting partner of the “Reel It In Relay” at Coolray Field. Racing around the infield and into your hearts are the trio of Bateman, Barb, and Bobster! Each Thursday, Friday, Saturday, and Sunday game (barring weather), these three fishing-themed mascots will make their way around their way around the field in an entertaining race to crown a winner. Pick your favorite each night and see if you have an eye for speed!



## BATEMAN

**Birthdate:** October 21, 2020  
**Birthplace:** Lake Lanier  
**Favorite Song:** “Inchworm” by Danny Kaye  
**Favorite Movie:** *Dune*  
**Favorite Food:** Dead and decayed plant material  
**Special Skills:** Soil aficionado, fluent in Italian, tunneling  
**Favorite Item at Academy Sports + Outdoors:** Pool Noodle



## BARB

**Birthdate:** June 18, 2020  
**Birthplace:** Georgia  
**Favorite Song:** “Barbie Girl” by Aqua  
**Favorite Movie:** *Hook*  
**Favorite Food:** Fish  
**Special Skills:** Rippin’ lips and taken names, SASS, strong moral compass  
**Favorite Item at Academy Sports + Outdoors:** Silver Tumbler Cup



## BOBSTER

**Birthdate:** April 17, 2020  
**Birthplace:** Gwinnett County  
**Favorite Song:** “Proud Mary (Rollin’ on the River)” by Creedence Clearwater Revival  
**Favorite Movie:** *What About Bob*  
**Favorite Food:** Anything round, especially donuts  
**Special Skills:** Twerking, rolling, chilling  
**Favorite Item at Academy Sports + Outdoors:** Yoga Ball



# COOLRAY FIELD



Originally known as Gwinnett Stadium, Coolray Field has been the home of the Gwinnett Braves/Stripers since the start of the 2009 season. The state-of-the-art facility was completed in a mere nine months following its groundbreaking ceremony in June 2008. The Gwinnett Braves welcomed a sellout crowd of 10,427 for the first game in the stadium's history, April 17, 2009 vs. the Norfolk Tides.

Renamed "Coolray Field" thanks to a partnership with **Coolray Heating & Air** in 2010, the ballpark is known for combining the amenities of a Major League stadium alongside the family-friendly conveniences and up-close action of a Minor League stadium.

The **Cutwater Club**, **Pontoon Brewing Boathouse**, and 19 **Luxury Suites** offer a first-class experience each and every night, while chairback seating complete with cupholders throughout the stadium ensures that every seat is truly the best in the house. Coolray Field can entertain large groups in several areas, including the **1st Base Dock** and **3rd Base Dock** (Party Decks), 100-person **SoFi Super Suite** and the **Centerfield Picnic Pavilion**. A 50-foot-by-40-foot video board in right-center field and a 6-foot-by-42-foot auxiliary board along the left-field wall keep fans informed and entertained throughout the game.

For a Stadium Map and full A-to-Z guide on all Coolray Field policies and procedures, visit [GoStripers.com](http://GoStripers.com).

## COOLRAY FIELD FACTS

Stadium Capacity .....	10,427
All-Time Regular-Season Baseball Attendance (through 2022) .....	3,560,365
All-Time Regular-Season Baseball Openings (through 2022).....	890
Home to Left .....	335 ft.
Home to Left-Center .....	375 ft.
Home to Center .....	400 ft.
Home to Right-Center.....	375 ft.
Home to Right.....	335 ft.

## COOLRAY FIELD FIRSTS

First Game.....	April 17, 2009 (Norfolk 7, Gwinnett 4)
First Win .....	April 20, 2009 (Gwinnett 5, Durham 2)
First Pitch.....	Charlie Morton (GWN) to Justin Christian (NOR)
First Hit .....	Matt Wieters (NOR, 1st inning, 4/17/09)
First Run .....	Steve Torrealba (NOR, 1st inning, 4/17/09)
First RBI.....	Nolan Reimold (NOR, 1st inning, 4/17/09)
First Home Run .....	Barbaro Canizares (GWN, 5th inning, 4/17/09)
First Stolen Base .....	Justin Christian (NOR, 3rd inning, 4/17/09)
First Gwinnett Starting Pitcher.....	Charlie Morton (4/17/09)
First Gwinnett Relief Pitcher.....	Jerome Gamble (4/17/09)
First Gwinnett Winning Pitcher .....	Kris Medlen (4/20/09)
First Gwinnett Batter.....	Gregor Blanco (4/17/09)
First Gwinnett Hit .....	Brandon Jones (1st inning double, 4/17/09)
First Gwinnett Run.....	Gregor Blanco (5th inning, 4/17/09)
First Gwinnett RBI .....	Brandon Jones (5th inning double, 4/17/09)
First Gwinnett Stolen Base.....	Wes Timmons (1st inning, 4/19/09)
First Postseason Game .....	September 9, 2009 (Scranton/WB 3, Gwinnett 0)
First Postseason Win.....	September 9, 2016 (Gwinnett 11, Columbus 1)

## TOP 15 ATTENDANCES IN COOLRAY FIELD HISTORY

	DATE	ATT.
1.	4/3/12 (EXHIB)*	10,568
2.	4/17/09 vs. NOR	10,427
3.	7/4/09 vs. NOR	10,427
4.	7/4/11 vs. DUR	10,226
5.	7/25/09 vs. LHV	10,151
6.	7/4/14 vs. DUR	10,145
7.	8/15/09 vs. PAW	10,099
8.	8/22/09 vs. CLT	10,046
9.	8/30/13 vs. DUR	10,017
10.	4/18/09 vs. NOR	10,013
11.	4/25/09 vs. CLT	10,002
12.	7/4/17 vs. NOR	9,992
13.	7/4/18 vs. NOR	9,972
14.	8/27/11 vs. NOR	9,887
15.	7/4/15 vs. CLT	9,788

\*Atlanta Braves All-Stars vs. Future Stars Exhibition Game

## COOLRAY FIELD GROUND RULES

1. Any ball that hits above the yellow line at the top of the outfield fence will be considered a home run.
2. The tarp resting on the first base warning track is in play unless a ball becomes lodged between the tarp and the stadium wall. At that point, the ball will be considered dead.
3. Any ball batted or thrown into either dugout will be considered dead.
4. All other official baseball rules apply.



# COOLRAY FIELD

## “GWIN” SIGN, PRESENTED BY NORTHSIDE HOSPITAL



Nothing says “I had a great time at Coolray Field” like taking that perfect picture and sharing it on social media. You are able to do just that at the GWIN sign (presented by Northside Hospital) located on the plaza just outside the Main Gate.

You can literally be the “I” in GWIN as you pose with your friends, your family, your date, or all by yourself.

## CUTWATER CLUB



In the Cutwater Club, it’s the “best seats with a feast!”

Become a Cutwater Club member and sit in the closest seats to the batter’s box. Plus, all members have the added benefits of free VIP parking, premium food service featuring our Chef’s specialties, and private entry to Coolray Field 30 minutes before the regular gates open.

For more information, visit [GoStripers.com/CutwaterClub](http://GoStripers.com/CutwaterClub).

## SoFi SUPER SUITE



The perfect casual setting for your next company meeting, outing or family party, the 100-Person SoFi Super Suite is a popular choice for businesses and families alike. It is outfitted with indoor and outdoor seating, one massive wet bar, and four flat-screen TVs.

Through a new partnership with the all-in-one digital personal finance company, SoFi, the entire space has been updated with SoFi’s vibrant turquoise colorway and includes sleek, updated furniture. For more information, visit [GoStripers.com/Suites](http://GoStripers.com/Suites).

## PONTOON BREWING BOATHOUSE



The Stripers have teamed up with another innovative Georgia-based brand in 2023 – Pontoon Brewing Company – to create the “Pontoon Brewing Boathouse.”

Located behind Section 105, the Boathouse is a social space for baseball fans and craft beer enthusiasts alike to enjoy the game along with one of Pontoon Brewing’s many craft beer selections.

For fans bringing their appetite, the Pontoon Brewing Boathouse will also have a menu of premium food options.

## BOBBY’S TACKLE SHOP



Bobby’s Tackle Shop is your home for officially licensed Gwinnett Stripers apparel and merchandise.

Shop Stripers hats, jerseys, t-shirts, kids apparel, collectibles, and Atlanta Braves gear in our team store from 10 a.m to 5 p.m. Monday through Friday. Bobby’s Tackle Shop is also open during every Stripers home game.

Not in Gwinnett? You can shop online anywhere at any time, just visit [GoStripers.com/shop](http://GoStripers.com/shop).

## COOLRAY FIELD

### THE HISTORIC MAGNOLIA TREE



Coolray Field features a unique homage to the history of Minor League Baseball in Atlanta. A Magnolia Tree (pictured left), planted prior to the park's opening in 2009, stands next to the center field concession stand behind the batter's eye.

The tree continues a tradition started by the Atlanta Crackers — Atlanta's first professional baseball team — in 1924. The team's home, Spiller Field (later renamed Ponce de Leon Park) was constructed around a Magnolia Tree that remained in the outfield. The tree stood in playable ground (balls landing in the tree remained in play) until the outfield wall was moved in roughly 50 feet in 1947.

### THE VIEWS (RIGHT FIELD)



Completed in 2015, The Views at Coolray Field is a luxury apartment complex featuring one and two-bedroom units with balconies providing fantastic views of the ballpark. Residents can also watch the game outdoors at the infinity pool.

For more information, visit [theviewsatcoolray.com](http://theviewsatcoolray.com).

### THE FIELDHOUSE (LEFT FIELD)



Completed in 2021, The Fieldhouse is a "live, work, play" development featuring stylish studio, one, and two-bedroom apartments, plus office, retail and restaurant space. Amenities include a club game room, rooftop lounge, two viewing platforms overlooking the stadium, expansive pool deck with views of the field, yoga studio, fitness center, private offices, and more.

New for 2023, **Cold Stone Creamery** and **Three Dollar Cafe** will open locations at The Fieldhouse.

For more information, visit [thefieldhouseapts.com](http://thefieldhouseapts.com).





# COOLRAY FIELD

## NOTABLE EVENTS

### CONCERTS & SHOWS:

Coolray Field has hosted many high-profile concerts and shows over the years, including **Willie Nelson's Country Throwdown Tour** (2011), **Corey Smith's Red Clay Jamboree** (2012), **Chris Young featuring Cassadee Pope, Kameron Marlowe, and Payton Smith**, (2020), the debra Concerts to Cure Series featuring **Greensky Bluegrass, The Disco Biscuits, and Tedeschi Trucks Fireside Live** (2021), and **Bert Kreischer's Fully Loaded Comedy Festival** (2022).



**Pictured:** Bert Kreischer's Fully Loaded Comedy Festival performs to a packed crowd on June 25, 2022.

### TV AND MOVIE SHOOTS:

The home of the Stripers has also been a prime location for television and movie shoots. TV shows **Necessary Roughness** (2013), **Brockmire** (2017-18), and **Heels** (2018) have all shot on-location at Coolray Field, as have feature films like **Parental Guidance** (2011), **The Phenom** (2016), and **Creed III** (2023).

### NOTABLE SPORTING EVENTS:

Non-Stripers sporting events held at Coolray Field include the **Rally Celebrity Softball Game**, the **Children's Healthcare of Atlanta Spring Classic for Kids**, **Atlanta United 2 Soccer** (2018 Inaugural Season), the **Atlanta Braves Ralph Garr-Bill Lucas HBCU Baseball Classic**, the **Braves 44 Classic Showcase**, the **Georgia High School State Baseball Championships**, the **Bassmaster Elite Tournament Series Weigh-In**, and more.

## 2012 ATLANTA BRAVES FUTURE STARS GAME



For the first time ever, Coolray Field hosted the Atlanta Braves Major League club in an exhibition game on April 3, 2012. The "Braves All-Stars vs. Future Stars Game" showcased the big league club against a group of organizational stars headed by Hall of Fame manager **Bobby Cox** (pictured below).

A rain-shortened eight-inning game saw the Braves clip the prospects 4-3 in front of a Coolray Field record crowd of 10,568. Among the highlights of the game were a towering solo home run by **Dan Uggla** and a game-winning pinch-hit RBI double by Duluth, Georgia's own **Brian McCann** (pictured left).





# STRIPERS ON THE AIR

All Stripers games air live on **MyCountry993.com**, the streaming home of My Country 99.3 WCON-FM. Live broadcasts are also available via the **TuneIn App**, just search for "My Country 99.3 WCON."

Live video streams of each Stripers game, home and road, can be viewed via paid subscription to **MiLB.TV**. Fans can also watch all Stripers home games for free through the **Bally Live App** (download at the Apple App Store and Google Play).



## ALL-TIME BROADCAST AFFILIATES RADIO

2009-13	550 AM & 102.9 FM WDUN
2014	WDUN.com (Streaming)
2015-19	97.7 FM The Other Side of the River
2021-Current	99.3 WCON (Streaming)

## TELEVISION

2009-13	Comcast Sports South
2014	MeTV (WSB-TV)

## ALL-TIME BROADCASTERS

### LEAD PLAY-BY-PLAY

2009-19	Tony Schiavone
2021-Current	Dave Lezotte

### NO. 2 / ANALYST

2009-12	Judd Hickenbotham
2013-19	Dave Lezotte
2015-18	Nick Green
2023	Jack Johnson

### TELEVISION TEAMS

2009	Josh Caray, Brian Jordan
2010-12	Mike Morgan, Brian Jordan
2013	Mike Morgan, Dave Lezotte
2014	Mike Morgan, Dave Lezotte, Van Earl Wright



## DAVE LEZOTTE - BROADCASTER / SENIOR MANAGER, PR

Dave enters his 12th season with the Gwinnett Stripers in 2023, his third as the "Voice of the Stripers" on MyCountry993.com. He has also been the team's Media/Public Relations Manager since joining the club in November 2011, and previously served as the No. 2 broadcaster from 2013-19.

On the air with Gwinnett, Dave has called the club's playoff-clinching wins and resulting Governors' Cup Playoff runs in both 2016 and 2019. He also served as the color analyst during Gwinnett television broadcasts from 2013-14.

Prior to joining Gwinnett, he spent six years as the Director of Broadcasting and Media Relations for the Clinton LumberKings (Class-A, Texas Rangers/Seattle Mariners) from 2006-11. While there, he handled play-by-play for the 2009 Midwest League All-Star Game and the 2010 Midwest League Championship Series.

Dave's baseball career spans 22 seasons dating back to 2000, when he got his start as a member of the Milwaukee Brewers Grounds Crew. He went on to work parts of eight seasons at Milwaukee County Stadium (2000) and Miller Park (2001-07), eventually moving up to the press box as the research intern for Brewers Baseball on Fox Sports North (2003-05). He briefly rejoined the Brewers as a Ticket Sales Representative in the fall of 2007.

A native of Oak Creek, Wis., Dave is a 2005 graduate of the University of Wisconsin-Oshkosh.



## JACK JOHNSON - PUBLIC RELATIONS/BROADCAST INTERN

Jack enters his first season with the Stripers as a Public Relations & Broadcast Intern, marking his first season in professional baseball.

Prior to joining Gwinnett, Jack spent the summer of 2022 handling play-by-play duties for the Orleans Firebirds in the Cape Cod Baseball League. After the summer season concluded, Jack began a part-time position with 49ers Cal-Hi Sports as a videographer and reporter.

Jack graduated from Arizona State University in May 2022 with a degree in Sports Journalism and a certificate from Barrett, the Honors College. While in Tempe, Jack called ASU athletics on the Pac-12+ live stream and campus radio in addition to serving as the voice of the 6A Highland Hawks high school football program for two seasons.

Outside of play-by-play, Jack spent time as a broadcast reporter for Arizona PBS and Bally Sports Arizona and anchored a weekly sports segment on Cronkite News. He was also the co-website manager of House of Sparky, hosted by SB Nation.

# MEDIA INFORMATION

## GWINNETT STRIPERS PUBLIC RELATIONS DEPARTMENT

Senior Manager, PR & Broadcasting..... Dave Lezotte (dave.lezotte@gostripers.com, 678-277-0320)  
Intern, PR & Broadcasting..... Jack Johnson (jack.johnson@gostripers.com, 678-277-0357)

## REGULATIONS & INFORMATION

All media regulations (subject to change throughout the season) and day-of-game information (stat packs, game notes, etc.) will be available at [GoStripers.com/media](http://GoStripers.com/media).

## PREGAME SCHEDULE

	12:05 PM Game <sup>^</sup>	1:05 PM Game <sup>^</sup>	6:05 PM Game	7:05 PM Game
<b>Stripers Batting:</b>	Until 10:15 AM	Until 11:15 AM	Until 4:15 PM	Until 5:15 PM
<b>Visitors Batting:</b>	10:15-11:00	11:15-12:00	4:15-5:00	5:15-6:00
<b>Visitors Infield:</b>	11:05-11:20	12:05-12:20	5:05-5:20	6:05-6:20
<b>Field Prep:</b>	11:20-12:00	12:20-1:00	5:20-6:00	6:20-7:00

*\*ALL TIMES SUBJECT TO CHANGE*

*<sup>^</sup>Both teams do not typically take Batting Practice prior to 12:05 PM and 1:05 PM games*

## LOCAL MEDIA OUTLETS

### NEWSPAPERS

**Gwinnett Daily Post**  
Sports Editor: Will Hammock  
725 Old Norcross Road  
Lawrenceville, GA 30045  
Phone: 770-963-9205  
Web: [gwinnettdailypost.com](http://gwinnettdailypost.com)  
Twitter: @GDPsports

**Atlanta Journal Constitution**  
Sports Editor: Chris Vivlamore  
223 Perimeter Center Pkwy  
Atlanta, GA 30346  
Phone: 404-526-7003  
Web: [ajc.com](http://ajc.com)  
Twitter: @AJCsports

### RADIO

**My Country 99.3 WCON-FM**  
Habersham Broadcasting Co.  
540 North Main Street  
Cornelia, GA 30531  
Phone: 706-778-2241  
Web: [habershambroadcasting.com](http://habershambroadcasting.com)  
Twitter: @MyCountry993

**Sports Radio 680 The Fan**  
800 Battery Avenue SE #400  
Atlanta, GA 30339  
Phone: 404-995-5554  
Web: [680thefan.com](http://680thefan.com)  
Twitter: @680TheFan

**92.9 The Game**  
1201 Peachtree Street #800  
Atlanta, GA 30361  
Phone: 404-898-8900  
Web: [atlanta.cbsslocal.com/category/sports](http://atlanta.cbsslocal.com/category/sports)  
Twitter: @929TheGame

### TELEVISION

**WAGA-TV FOX 5 Atlanta (FOX)**  
1551 Briarcliff Road NE  
Atlanta, GA 30306  
Phone: 404-898-0100  
Web: [fox5atlanta.com](http://fox5atlanta.com)  
Twitter: FOX5Sports

**WSB-TV Atlanta (ABC)**  
1601 West Peachtree St. NE  
Atlanta, GA 30309  
Phone: 404-897-7000  
Web: [wsbtv.com](http://wsbtv.com)  
Twitter: @WSBTVsports

**WXIA-TV 11Alive Atlanta (NBC)**  
One Monroe Place NE  
Atlanta, GA 30324  
Phone: 404-892-1611  
Web: [11alive.com](http://11alive.com)  
Twitter: @11AliveSports

**WANF-TV Atlanta News First (CBS)**  
425 14th Street NW  
Atlanta, GA 30318  
Phone: 404-325-4646  
Web: [atlantanewsfirst.com](http://atlantanewsfirst.com)  
Twitter: @WANFSports

**WKTB-CD Telemundo Atlanta**  
4675 River Green Parkway  
Duluth, GA 30096  
Phone: 770-497-0076  
Web: [telemundoatlanta.com](http://telemundoatlanta.com)  
Twitter: @telemundoatl

**WUVG-TV Univision Atlanta**  
3350 Peachtree Road, Suite 1250  
Atlanta, GA 30326  
Phone: 404-926-2300  
Web: [univision.com/local/atlanta-wuvg](http://univision.com/local/atlanta-wuvg)  
Twitter: @univision34ATL

# XOLOS DE GWINNETT



**Pictured:** Huascar Ynoa pitches during the first-ever Xolos de Gwinnett game on May 23, 2019 (Matthew Caldwell).

For the fourth season, the Gwinnett Stripers will transform into the Xolos de Gwinnett as part of Minor League Baseball's Copa de la Diversión initiative. "Copa de la Diversión" is a season-long event series specifically designed to embrace the culture and values that resonate most with participating teams' local U.S. Hispanic/Latino communities.

Gwinnett County is home to a thriving Hispanic community of nearly 200,000, the majority of which are of Mexican descent. Our Copa de la Diversión identity launched in 2019 honors an icon of Mexican culture, the Xolo, or Mexican hairless dog.

Xolos (pronounced "SHO-lows"), short for Xoloitzcuintli, are the National Dog of Mexico. The breed has existed for over 3,000 years, dating back to the Aztec empire when they were revered as guardians and protectors. Modern-day Xolos are known for intelligence, loyalty, and athleticism, traits that our team personifies every game at Coolray Field.

**For more information, visit**

**XOLOSDEGWINNETT.COM**



## 2023 XOLOS DATES (6)

- April 29
- May 5
- June 7
- July 5
- August 2
- September 23





## STRIPERS FIELD STAFF

Manager Matt Tuiasosopo has guided the Stripers to a 140-137 record over two seasons since being named the seventh manager in Gwinnett history on March 30, 2021. (Photo: Josh Conner)



# MATT TUIASOSOPO - MANAGER

27

**B/T:** Right / Right

**BORN:** 5/10/86 in Bellevue, WA (Opening Day Age: 36)

**RESIDES:** Cumming, GA

**SEASON WITH STRIPERS:** 3rd (Since 2021)

**SEASON WITH BRAVES ORGANIZATION:** 5th (Since 2019)

**MANAGERIAL SEASON:** 4th (Since 2019)

## TUIASOSOPO'S CAREER NOTES

- **Overview:** Enters his third season as manager of the Stripers in 2023 ... Named the seventh manager in Gwinnett history on 3/30/21, making him the first former Gwinnett player to manage the club (played OF/1B from 2016-17).
- **2022:** Went 69-79 (.466) for a eighth-place finish in the International League West Division in his second season with Gwinnett, running his career Triple-A record to 140-137 (.505) ... Served as the third base coach for the National League team during the SiriusXM All-Star Futures Game on 7/17 at Dodger Stadium ... Following the season, managed the Scottsdale Scorpions of the Arizona Fall League.
- **2021:** Guided the Stripers to a 71-58 record (.550) and a third-place finish in the Triple-A East Southeast Division ... On 5/4 at Charlotte, became the youngest manager in Gwinnett history (34 years, 11 months, 25 days), surpassing Dave Brundage (44 years, 6 months, 4 days on 4/9/09 at Charlotte) ... From 7/8-9/21, his Stripers owned the best record in Triple-A Baseball, going 45-19 (.703) in 64 games.
- **2020:** Was set to manage Class-A Rome for a second straight year, but the season was cancelled by the COVID-19 pandemic in March ... Assigned to the coaching staff for the Atlanta Braves Alternate Training Site at Coolray Field.
- **2019:** Made his coaching and managerial debut with Class-A Rome, earning Atlanta's Bobby Cox Award for the top manager in the Braves minor league system ... Led the R-Braves to a 65-74 record (.468) and a fifth-place finish in the South Atlantic League Southern Division.
- **Playing Career:** Selected by Seattle in the third round (93rd overall) out of Woodinville High School (WA) in 2004 ... Went on to play 14 professional seasons in the Mariners (2004-11), New York Mets (2012), Detroit Tigers (2013), Toronto Blue Jays (2014), Chicago White Sox (2014-15), and Atlanta Braves (2016-17) organizations ... Spent 1 season with New Britain of the independent Atlantic League in 2018.
- **With Gwinnett:** As a member of the G-Braves from 2016-17, batted .221 with 27 doubles, one triple, 19 home runs, 84 runs, and 73 RBI in 178G ... Was a member of Gwinnett's IL South Division championship club in 2016 and played in 3 playoff games (.000, 0-for-11, 2 R) ... Made the lone pitching appearance of his career on 7/20/17 vs. Indianapolis (1.0 IP, 0 H, 0 R, 1 BB, 2 SO) ... Earned the G-Braves' Community Service Award for 2017.
- **MLB Career:** Played 155 games over 5 seasons with Seattle (2008-10), Detroit (2013), and Atlanta (2016), batting .206 with 12 home runs and 45 RBIs ... Debuted with the Mariners on 9/5/08 vs. the New York Yankees and notched his first MLB hit (double off Andy Pettitte) ... Hit his first MLB home run on 9/27/09 at Toronto (solo, off Brian Tallet) ... Had a career-high 5 RBI with Detroit on 4/26/13 vs. Atlanta (2-for-4, 3-run HR off Anthony Varvaro).
- **MiLB Accolades:** Midwest League Midseason and Postseason All-Star (2005) ... Southern League Midseason All-Star (2007) ... Arizona Fall League Player of the Week (11/5/07) ... *Baseball America* Triple-A All-Star (2008).
- **Personal:** He and wife Abi have three sons, Josiah, Haven, and Malaki ... Is the son of former NFL defensive lineman Manu Tuiasosopo, who was Seattle's first-round pick out of UCLA in 1979, played for both the Seahawks (1979-83) and San Francisco 49ers (1984-86) and won Super Bowl XIX ... Is the brother of former NFL quarterback Marques Tuiasosopo, who was Oakland's second-round pick out of Washington in 2001 and played for the Raiders (2001-06, 2008) and New York Jets (2007) before going into college coaching.

## TUIASOSOPO'S MANAGERIAL CAREER

YEAR	CLUB	MLB ORG.	LEAGUE	RECORD	PCT.	FINISH
2019	Rome Braves (A)	Atlanta Braves	South Atlantic	65-74	.468	5th
2021	Gwinnett Stripers (AAA)	Atlanta Braves	Triple-A East	71-58	.550	3rd
2022	Gwinnett Stripers (AAA)	Atlanta Braves	International	69-79	.466	8th

\*Playoff Appearance

**Overall Record:** 205-211 .493

## GWINNETT MANAGERS (2009-CURRENT)

MANAGER	DATE OF DEBUT	RESULT	AGE AT DEBUT	TOTAL RECORD	PLAYOFFS
Dave Brundage	4/9/09 at CLT	W, 9-1	44 years, 6 months, 4 days	293-281 (.510)	1
Randy Ready	4/5/13 vs. CLT	W, 5-4	53 years, 2 months, 29 days	60-84 (.417)	
Brian Snitker	4/3/14 at DUR	L, 6-7	58 years, 5 months, 17 days	161-164 (.495)	
John Moses	5/17/16 vs. DUR (Interim) 6/14/16 at LHV (Full-Time)	L, 3-5 L, 6-7	58 years, 9 months, 9 days	36-45 (.444)	1
Rick Albert	5/19/16 vs. CLT	L, 6-8	65 years, 4 months, 19 days	10-13 (.435)	
Damon Berryhill	4/6/17 vs. DUR	L, 8-10	53 years, 4 months, 4 days	221-199 (.527)	1
<b>Matt Tuiasosopo</b>	<b>5/4/21 at CLT</b>	<b>W, 10-9 (12)</b>	<b>34 years, 11 months, 25 days</b>	<b>140-137 (.505)</b>	



## TUIASOSOPO'S PLAYING CAREER

YEAR	CLUB	AVG	G	AB	R	H	2B	3B	HR	RBI	BB	SO	SB	OBP	SLG
2004	AZL Mariners (Rk)	.412	20	68	18	28	5	2	4	12	13	14	1	.528	.721
	Everett (SS-A)	.248	29	101	18	25	6	1	2	14	10	36	4	.336	.386
2005	Wisconsin (A)	.276	107	409	72	113	21	3	6	45	44	96	8	.359	.386
	Inland Empire (Adv-A)	.306	59	232	31	71	14	0	1	34	14	58	5	.359	.379
2006	San Antonio (AA)	.185	62	216	16	40	4	0	1	10	20	64	2	.259	.218
	West Tenn (AA)	.260	129	446	74	116	27	5	9	57	76	113	4	.371	.404
2007	Tacoma (AAA)	.281	111	437	87	123	32	2	13	73	47	104	4	.364	.453
	SEATTLE (MLB)	.159	14	44	1	7	2	1	0	2	2	16	0	.213	.250
2008	AZL Mariners (Rk)	.407	9	27	9	11	0	0	1	3	4	6	0	.500	.519
	Tacoma (AAA)	.261	59	226	43	59	15	0	11	35	36	83	3	.368	.473
2009	SEATTLE (MLB)	.227	7	22	2	5	1	0	1	2	2	5	0	.280	.409
	Tacoma (AAA)	.252	38	143	26	36	6	0	5	21	32	35	2	.392	.399
2010	SEATTLE (MLB)	.173	50	127	12	22	5	0	4	11	9	49	0	.234	.307
	Tacoma (AAA)	.226	116	439	73	99	20	6	14	77	75	132	11	.341	.394
2011	Buffalo (AAA)	.242	131	418	47	101	14	0	12	57	51	117	3	.329	.361
	Toledo (AAA)	.400	2	5	3	2	1	0	0	0	2	2	0	.625	.600
2012	DETROIT (MLB)	.244	81	164	26	40	7	0	7	30	25	57	0	.351	.415
	Buffalo (AAA)	.206	59	214	17	44	8	0	2	18	25	64	1	.289	.271
2013	Charlotte (AAA)	.277	63	195	42	54	10	0	11	32	46	56	0	.424	.497
	Charlotte (AAA)	.230	103	356	50	82	21	1	18	52	57	123	3	.344	.447
2014	Gwinnett (AAA)	.246	64	211	33	52	17	0	11	28	32	71	0	.351	.483
	ATLANTA (MLB)	.000	3	3	0	0	0	0	0	0	0	1	0	.000	.000
2015	Gwinnett (AAA)	.207	114	363	51	75	10	1	8	45	55	139	1	.317	.306
Minor League Totals:		.251	1275	4506	710	1131	231	21	129	613	639	1313	52	.352	.397
Major League Totals:		.206	155	360	41	74	15	1	12	45	38	128	0	.288	.353

TUIASOSOPO



**Pictured:** Tuiasosopo played 178 games with Gwinnett from 2016-17, batting .221 with 19 home runs and 73 RBI (Left: Karl L Moore, Right: Chris Roughgarden).



**Pictured:** Tuiasosopo congratulates Johan Camargo on winning Gwinnett's Most Valuable Player Award for 2021 (Will Fagan).





# CRAIG BJORNSON - PITCHING COACH

52

**B/T:** Left / Left

**BORN:** 2/14/69 in Tucson, AZ (Opening Day Age: 54)

**RESIDES:** Tucson, AZ

**SEASON WITH STRIPERS:** 1st (Since 2023)

**SEASON WITH BRAVES ORGANIZATION:** 1st (Since 2023)

**COACHING SEASON:** 24th (Since 1999)

## BJORNSON'S CAREER NOTES


- **Overview:** Enters his first season with the Stripers and the Braves organization in 2023 ... Named the seventh pitching coach in Gwinnett history on 2/17/23 ... It is his first stint as a coach at the Triple-A level and his first time coaching in the minors since 2011.
- **In 2022:** Named the New York Mets bullpen coach on 1/21 ... Served 1 season in the role, helping the Mets finish third in the National League in team ERA (3.57) and reach the MLB Postseason for the first time since 2016.
- **2018-20 with Boston:** Served as the bullpen coach for the Red Sox ... **2018:** Was a part of the World Series championship club, helping Boston relievers post a 1.40 ERA (4 ER in 25.2 IP) in the Fall Classic ... It was the fourth-lowest bullpen ERA in World Series history (min. 20.0 IP) ... **2019:** Was a member of the American League All-Star coaching staff.
- **2012-17 with Houston:** Spent 5 total seasons over 2 stints (2012, 2014-17) as the Astros' bullpen coach and 1 season as Houston's Minor League Pitching Coordinator (2013) ... From 2014-17, Astros relievers led MLB with a 3.17 SO/BB ratio and ranked second with a 9.62 SO/9.0 IP ratio ... **2017:** Was a member of the World Series championship club.
- **MiLB Coaching Career:** Spent 13 seasons (1999-2011) as a pitching coach in the Montreal/Washington, Kansas City, Los Angeles Dodgers, and Colorado Rockies systems.
- **Winter League:** Also served as a pitching coach for Occidente Pastora de los Llanos of the Venezuelan Winter League for 4 seasons (2000-03).
- **Playing Career:** Signed by the Houston Astros as a non-drafted free agent in 1991 out of Nicholls State University (Thibodeau, LA) ... Logged 3 seasons in the Astros' system, going 9-18 with a 3.82 ERA and 3 saves in 81G (27 starts) from 1991-93.
- **Misc:** Attended Arizona Western Junior College (Yuma, AZ) before transferring to Nicholls State ... Attended Tucson High School and was a part of the 1987 Arizona State Championship team.

## BJORNSON'S COACHING CAREER

YEAR(S)	POSITION	CLUB	MLB ORG.	LEAGUE
1999-01, 2003	Pitching Coach	Vermont Expos (SS-A)	Montreal	New York-Penn
2002	Pitching Coach	Spokane Indians (SS-A)	Kansas City	Northwest
2004	Pitching Coach	Brevard County Manatees (Hi-A)	Montreal	Florida State
2005	Pitching Coach	Vermont Expos (SS-A)	Washington	New York-Penn
2006-08	Pitching Coach	Ogden Raptors (Rk)	LA Dodgers	Pioneer
2009-11	Pitching Coach	Casper Ghosts (Rk)	Colorado	Pioneer
2012, 2014-17	Bullpen Coach	Houston Astros		MLB
2013	MiLB Pitching Coord.	Houston Astros		--
2018-20	Bullpen Coach	Boston Red Sox		MLB
2022	Bullpen Coach	New York Mets		MLB
2023	Pitching Coach	Gwinnett Stripers (AAA)	Atlanta	International

## BJORNSON'S PLAYING CAREER

YEAR	CLUB	W-L	ERA	G	GS	CG	SHO	SV	IP	H	R	ER	HR	BB	SO
1991	GCL Astros (Rk)	2-0	0.00	4	3	0	0	0	25.0	12	0	0	0	6	24
	Burlington (A)	1-2	5.15	6	6	0	0	0	36.2	43	25	21	5	19	22
	Asheville (A)	0-2	6.19	5	1	0	0	0	16.0	17	12	11	2	6	11
1992	Auburn (Lo-A)	2-0	1.93	5	1	0	0	0	23.1	17	7	5	1	10	15
	Asheville (A)	4-8	3.70	22	16	1	0	0	104.2	122	62	43	5	28	53
1993	Quad Cities (A)	0-6	5.08	39	0	0	0	3	51.1	63	34	29	4	18	37
Minor League Totals:		9-18	3.82	81	27	1	0	3	257.0	274	140	109	17	87	162



# CARLOS MENDEZ - HITTING COACH

38

**B/T:** Right / Right  
**BORN:** 6/18/74 in Caracas, Venezuela (Opening Day Age: 48)  
**RESIDES:** Wilmington, DE  
**SEASON WITH STRIPERS:** 3rd (Since 2021)  
**SEASON WITH BRAVES ORGANIZATION:** 16th (Since 2008)  
**COACHING SEASON:** 16th (Since 2008)

## MENDEZ'S CAREER NOTES

- **Overview:** Enters his third season with the Stripers in 2023 ... Named the fifth hitting coach in Gwinnett history on 1/31/20.
- **In 2021:** In his Triple-A coaching debut, his Stripers offense finished sixth in the Triple-A East in home runs (164), the second-most ever by an Atlanta Triple-A affiliate (trailing the 2019 club's record 200 homers).
- **In 2020:** With the MiLB season canceled, served as a hitting coach at the Atlanta Braves Alternate Training Site in Gwinnett.
- **In 2019:** In his second season with Double-A Mississippi, oversaw the development of 20-year-old outfielders Cristian Pache and Drew Waters, the top 2 Braves prospects according to MLB.com at season's end ... Under his guidance, Pache earned Southern League Postseason All-Star honors, while Waters won the Southern League batting title (.319) and became the first M-Braves player ever to win league MVP.
- **Coaching Career:** Has spent his entire coaching career in the Atlanta system, serving as a hitting coach with eight different clubs across five levels including rookie-level Danville (2008-10, 2014), Class-A Rome (2011-12), rookie-level GCL Braves (2013), Advanced-A Lynchburg (2014), Advanced-A Carolina (2015-16), Advanced-A Florida (2017), Double-A Mississippi (2018-19), and Triple-A Gwinnett (2021-current).
- **Professional Career:** Signed as a non-drafted free agent by Kansas City in 1991, he batted .296 in 1,423 minor league games across 16 seasons as a first baseman and designated hitter with the Royals, Detroit Tigers, Oakland Athletics, Baltimore Orioles, and Braves organizations.
- **With Richmond:** Spent his last three seasons (2005-07) playing for Gwinnett's predecessor, the Richmond Braves ... In 2006, was selected as an International League Midseason All-Star after batting .304 (11 2B, 3 HR, 17 R, 37 RBI) in 66 first-half games ... Was part of Richmond's Governors' Cup championship club in 2007, hitting .226 (1 2B, 1 HR, 4 RBI) in nine play-off games ... Blasted a solo homer in the title-clinching game on 9/15 vs. Durham (2-for-4, 2 RBI).
- **MLB Career:** Made his Major League debut with Baltimore in 2003 and played 26 games over parts of four months with the Orioles, batting .222.
- **Personal:** Carlos and his wife Courtney have two children, Carlos Jr. and Tatiana ... They reside in Wilmington, DE.

MENDEZ

## MENDEZ'S COACHING CAREER

YEAR(S)	POSITION	CLUB	MLB ORG.	LEAGUE
2008-10	Hitting Coach	Danville Braves (Rk)	Atlanta Braves	Appalachian
2011-12	Hitting Coach	Rome Braves (A)	Atlanta Braves	South Atlantic
2013	Hitting Coach	GCL Braves (Rk)	Atlanta Braves	Gulf Coast
2014	Hitting Coach	Danville Braves (Rk)	Atlanta Braves	Appalachian
2014	Hitting Coach	Lynchburg HillCats (Adv-A)	Atlanta Braves	Carolina
2015-16	Hitting Coach	Carolina Mudcats (Adv-A)	Atlanta Braves	Carolina
2017	Hitting Coach	Florida Fire Frogs (Adv-A)	Atlanta Braves	Florida State
2018-19	Hitting Coach	Mississippi Braves (AA)	Atlanta Braves	Southern
2020-	Hitting Coach	Gwinnett Stripers (AAA)	Atlanta Braves	International / Triple-A East

## MENDEZ'S PLAYING CAREER

YEAR	CLUB	AVG	G	AB	R	H	2B	3B	HR	RBI	BB	SO	SB	OBP	SLG
1992	GCL Royals (Rk)	.305	49	200	34	61	16	1	3	33	8	13	2	.333	.440
1993	GCL Royals (Rk)	.313	50	163	18	51	10	0	4	27	4	15	6	.329	.448
1994	Rockford (A)	.355	104	363	45	129	26	2	5	51	13	50	0	.382	.479
1995	Wilmington (Adv-A)	.273	107	396	46	108	19	2	7	61	18	36	0	.301	.384
1996	Wilmington (Adv-A)	.293	109	406	40	119	25	3	4	59	22	39	3	.329	.399
1997	Wichita (AA)	.325	129	507	72	165	32	1	12	90	19	43	4	.346	.464
1998	Omaha (AAA)	.272	50	173	23	47	13	0	2	18	10	24	3	.312	.382
	Wichita (AA)	.319	52	207	37	66	14	0	9	39	7	20	4	.333	.517
1999	Omaha (AAA)	.280	84	293	38	82	25	0	10	37	6	32	4	.291	.468
2000	Toledo (AAA)	.289	100	374	49	108	21	0	19	72	12	37	0	.311	.497
2001	Toledo (AAA)	.246	102	398	45	98	27	1	18	76	9	53	0	.268	.455
2002	Sacramento (AAA)	.324	103	404	58	131	26	1	12	74	12	52	3	.348	.483
2003	BALTIMORE (MLB)	.222	26	45	3	10	2	0	0	5	0	12	0	.217	.267
	Ottawa (AAA)	.347	61	248	32	86	18	4	4	42	11	28	1	.375	.500
2004	Ottawa (AAA)	.256	80	305	29	78	17	1	4	37	10	30	2	.285	.357
	Aberdeen (SS-A)	.291	16	55	6	16	3	1	1	2	1	7	1	.304	.436
2005	Richmond (AAA)	.246	47	179	13	44	8	0	3	18	10	22	0	.285	.341
2006	Richmond (AAA)	.290	98	366	28	106	13	0	5	54	5	35	1	.299	.366
2007	Richmond (AAA)	.278	82	263	29	73	19	0	6	35	8	37	0	.303	.418
Minor League Totals:		.296	1423	5300	642	1568	332	17	128	825	185	573	34	.320	.437
Major League Totals:		.222	26	45	3	10	2	0	0	5	0	12	0	.217	.267



# WIGBERTO NEVAREZ - COACH

25

**B/T:** Right / Right  
**BORN:** 7/17/91 in Santurce, Puerto Rico (Opening Day Age: 31)  
**RESIDES:** Orlando, FL  
**SEASON WITH STRIPERS:** 3rd (Since 2021)  
**SEASON WITH BRAVES ORGANIZATION:** 6th (Since 2018)  
**COACHING SEASON:** 6th (Since 2018)

## NEVAREZ'S CAREER NOTES

- **Overview:** Enters his third season with Gwinnett in 2023 ... Made his Triple-A coaching debut with the Stripers in 2021.
- **Coaching Career:** After retiring as a player, began his coaching career with the Gulf Coast League Braves in 2018 ... Joined Class-A Rome in 2019 ... Was set to return to Rome in 2020 before the MiLB season was cancelled ... Was on the coaching staff for the Braves Instructional League in October 2020 at Coolray Field.
- **Professional Career:** Selected by the Atlanta Braves in the 20th round of the 2014 June draft out of Lubbock Christian University (Lubbock, TX) ... Over four seasons from 2014-17, hit .192 with 19 doubles, six home runs, 31 runs, 50 RBI, and three stolen bases in 150 games ... Defensively, played catcher (.989 fielding percentage, 35.5% caught stealing percentage in 32 games), first base (.984 fielding percentage in 58 games), and third base (.000 fielding percentage in 3 games) ... Reached as high as Advanced-A Florida in 2017.
- **In the Postseason:** Was a member of Rome's South Atlantic League championship club in 2016, but did not play in the Postseason ... Only playoff experience came with Rookie-level Danville in 2014 (.000, 0-for-1 in 2 games).
- **Foreign Leagues:** In 2014-15, played for Santurce of the Puerto Rican Winter League (.222, 1 RBI in 5 games) ... In 2016, played for Melbourne of the Australian Baseball League (.162, 2 2B, 2 R, 1 RBI in 11 games).
- **Personal:** Wigberto and his wife Giovanna have one daughter, Gianna.

## NEVAREZ'S COACHING CAREER

YEAR(S)	POSITION	CLUB	MLB ORG.	LEAGUE
2018	Coach	GCL Braves (Rk)	Atlanta Braves	Gulf Coast
2019-20	Coach	Rome Braves (A)	Atlanta Braves	South Atlantic
2021-	Coach	Gwinnett Stripers (AAA)	Atlanta Braves	International / Triple-A East

## NEVAREZ'S PLAYING CAREER

YEAR	CLUB	AVG	G	AB	R	H	2B	3B	HR	RBI	BB	SO	SB	OBP	SLG
2014	Danville Braves (Rk)	.224	23	67	6	15	2	0	2	9	6	14	1	.307	.343
	GCL Braves (Rk)	.308	10	26	3	8	2	0	0	3	1	5	0	.357	.385
2015	Rome (A)	.177	57	175	9	31	6	0	2	21	12	47	1	.237	.246
2016	Rome (A)	.164	44	134	6	22	7	0	1	12	11	43	0	.233	.239
2017	Florida (Adv-A)	.217	16	46	7	10	2	0	1	5	3	17	1	.280	.326
Minor League Totals:		.192	150	448	31	86	19	0	6	50	33	126	3	.258	.275





# STEVIE WILKERSON - COACH

12

**B/T:** Switch / Right

**BORN:** 1/11/92 in Roswell, GA (Opening Day Age: 31)

**RESIDES:** Sarasota, FL

**SEASON WITH STRIPERS:** 1st (Since 2023)

**SEASON WITH BRAVES ORGANIZATION:** 1st (Since 2023)

**COACHING SEASON:** 1st (Since 2023)

## WILKERSON'S CAREER NOTES

- **Overview:** Enters his first season with Gwinnett and the Atlanta Braves organization in 2023 ... Is set to make his professional coaching debut.
- **In 2022:** Played for two independent clubs in his final season as a player, the Chicago Dogs of the American Association and Guadalajara of the Mexican League.
- **Professional Career:** Selected by Baltimore in the eighth round of the 2014 June draft out of Clemson University (Clemson, SC) ... Re-signed as a minor league free agent on 10/29/20 ... Played 7 total seasons in the Orioles system from 2014-21 ... Between MiLB and MLB, played every position except catcher ... **2017:** Ranked fifth in the Orioles' system in batting at .305 (122-for-400, 23 2B, 8 HR, 63 R, 45 RBI, 7 SB) in 112G between High-A Frederick and Double-A Bowie ... **2020:** Missed the shortened season after suffering a phalanx fracture in his left finger during a Summer Camp game on 7/19.
- **MLB Career:** Played parts of 3 seasons with Baltimore (2018-19, 2021), batting .210 with 10 homers and 40 RBI in 166G ... Also pitched 5 times in relief (0-0, 7.11 ERA, 1 SV, .296 BAA, 1 SO) ... **6/20/18 at WAS:** Debuted as a defensive substitution at third base (0-for-1) ... **6/22/18 at ATL:** Recorded his first MLB hit and RBI with a pinch-hit single off Sam Freeman in the ninth inning ... **4/24/19 vs. CWS:** Hit his first big-league homer (solo off RHP Ervin Santana) ... **7/25/19 at LAA:** In his third career pitching appearance, became the first-ever position player in MLB history to record a save (1.0 IP, 0 H, 0 R in 10-8 win in 16 innings), the ball and his hat from the game are on display at the National Baseball Hall of Fame in Cooperstown, NY ... **9/29/19 at BOS:** Earned the MLB Play of the Week award following a leaping catch over the wall in right field at Fenway Park ... The catch was runner-up for *MLB Network's* "Catch of the Year."
- **Triple-A Career:** Was a member of the Norfolk Tides from 2018-19 and again in 2021 ... In 72G for his career hit .270 (70-for-259, 11 2B, 1 3B, 8 HR, 43 R, 30 RBI, 3 SB).
- **MiLB Postseason Career:** Was on a playoff roster just once, 2017 with Double-A Bowie ... Played in 3G (.000, 0-for-10, 1 BB).
- **Accolades:** South Atlantic League Midseason All-Star (2015) ... MiLB.com Baltimore Orioles Organization All-Star (2015, 2017) ... Arizona Fall League All-Prospect Team (2017) ... MLB Play of the Week (9/29/19).
- **Amateur:** Spent 4 seasons at Clemson (2011-14), batting .291 (216-for-742, 47 2B, 6 3B, 11 HR, 131 R, 115 RBI, 29 SB) in 216G ... Played for Hyannis in the Cape Cod League from 2012-13.
- **Personal:** He and wife Vanessa reside in Sarasota, FL ... Attended Pope High School in Marietta, GA, approximately 40 miles west of Coolray Field ... Pope also produced former Gwinnett outfielder Brandon Boggs (2013-14) and brothers Josh Lowe (Tampa Bay Rays) and Nathaniel Lowe (Texas Rangers).

WILKERSON

## WILKERSON'S COACHING CAREER

YEAR(S)	POSITION	CLUB	MLB ORG.	LEAGUE
2023	Coach	Gwinnett Stripers (AAA)	Atlanta Braves	International

## WILKERSON'S PLAYING CAREER

YEAR	CLUB	AVG	G	AB	R	H	2B	3B	HR	RBI	BB	SO	SB	OBP	SLG
2014	Aberdeen (SS-A)	.190	60	210	19	40	9	1	2	15	14	42	3	.248	.271
2015	Delmarva (A)	.287	92	342	61	98	15	4	2	30	45	84	10	.376	.371
2016	Frederick (Hi-A)	.251	114	402	49	101	17	4	4	36	45	98	18	.334	.343
	Bowie (AA)	.222	3	9	1	2	0	0	0	0	0	1	0	.222	.222
2017	Frederick (Hi-A)	.323	41	155	29	50	10	0	2	15	19	40	2	.407	.426
	Bowie (AA)	.294	71	245	34	72	13	0	6	30	20	53	5	.354	.420
2018	GCL Orioles (Rk)	.500	2	6	0	3	1	0	0	2	0	2	1	.500	.667
	Bowie (AA)	.158	5	19	3	3	1	0	0	0	2	6	0	.238	.211
	Norfolk (AAA)	.270	20	74	13	20	5	0	4	13	5	15	0	.329	.500
	BALTIMORE (MLB)	.174	16	46	2	8	3	0	0	3	3	16	1	.224	.239
2019	Norfolk (AAA)	.323	16	62	13	20	0	1	2	10	3	9	3	.354	.452
	BALTIMORE (MLB)	.225	119	329	41	74	18	2	10	35	22	108	3	.286	.383
2021	Norfolk (AAA)	.244	36	123	17	30	6	0	2	7	21	39	0	.352	.341
	BALTIMORE (MLB)	.167	31	72	5	12	3	0	0	2	3	30	2	.211	.208
2022	Chicago Dogs (IND-AA)	.264	53	212	26	56	8	0	8	35	15	40	2	.323	.415
	Guadalajara (IND-MEX)	.347	13	49	11	17	3	1	2	6	10	11	1	.458	.571
Minor League Totals:		.267	460	1647	239	439	77	10	24	158	174	389	42	.343	.369
Major League Totals:		.210	166	447	48	94	24	2	10	40	28	154	6	.268	.340



## DAN LEJA - HEAD ATHLETIC TRAINER

- **Overview:** Enters his first season as Gwinnett’s athletic trainer and third season in the Atlanta Braves organization in 2023 ... Served as the athletic trainer for Double-A Mississippi for two seasons (2021-22).
- **Career:** Has worked for five different Major League organizations in all, including the Arizona Diamondbacks (2013), Tampa Bay Rays (2015), Toronto Blue Jays (2016-18), San Diego Padres (2019), and Braves (2021-current) ... Served as the athletic trainer for Short-A Vancouver (2016-17) and High-A Dunedin (2018) in the Blue Jays system, and Triple-A El Paso (2019) in the Padres system.
- **Personal:** Earned a bachelor’s degree in athletic training from Grand Valley State University in 2013 ... Received his master’s degree in health and physical education from the University of North Carolina at Pembroke in 2015.



## DAN GAERTNER - ASSISTANT ATHLETIC TRAINER

- **Overview:** Enters his second season as Gwinnett’s assistant athletic trainer in 2023, his second year with the Atlanta Braves organization.
- **Career:** Served as the athletic trainer for the baseball and men’s golf programs at the University of Louisville (2019-20) and the athletic trainer for baseball at the University of Memphis (2021) ... Got his start in professional baseball in 2014 as an intern with the St. Paul Saints and spent 2015 as a spring training intern with the Toronto Blue Jays.
- **Personal:** Received his master’s degree in athletic training from the University of Idaho, where he worked closely with the University of Minnesota and Stanford University sports medicine staffs ... Resides in his hometown of Milwaukee, WI.



## TYLER ENNS - STRENGTH & CONDITIONING COACH

- **Overview:** Enters his first season as Gwinnett’s strength and conditioning coach and third season in the Atlanta Braves organization in 2023.
- **Career:** Has previously served as the strength and conditioning coach with High-A Rome (2021) and Double-A Mississippi (2022) ... In 2022, earned the Braves’ Bobby Cox Award for Minor League Staff Member of the Year (first time since award was expanded to recognize staff beyond managers).
- **Personal:** Played collegiate baseball for four years as an outfielder for the University of British Columbia ... Returned to his alma mater to serve as an assistant coach and strength and conditioning coach before joining the Braves in 2021.

### ADDITIONAL STAFF

Video and Technology Trainee .....	Andrew Rankin
Clubhouse Operations .....	Nick Dixon
Home Clubhouse Manager .....	Tanner Bruton
Visiting Clubhouse Manager .....	Drew Dekutowski
Assistant Visiting Clubhouse Manager .....	Reid Gonzalez



## POTENTIAL PLAYERS

Shortstop Braden Shewmake enters 2023 ranked the Atlanta Braves' No. 6 prospect by MLB.com. He made his Triple-A debut with Gwinnett in 2022, slashing .259/.316/.399 in 76 games. (Photo: Bernie Connelly)



**HT:** 6-1    **BORN:** 8/13/97 in Anaheim, CA (Opening Day Age: 25)  
**WT:** 205    **PRO SEASON:** 9th (2.162 MLB Service Time)  
**B/T:** L/L    **ACQUIRED:** Via trade with Texas in exchange for RHP Jake Odorizzi (11/9/22)

### 2022 RECAP

- **With Texas:** Made 10 relief appearances in his fourth season with the Rangers (1-2, 7.29 ERA) ... Was on the Opening Day roster, recalled 5 times from Triple-A (5/11, 6/3, 7/6, 7/11, 10/4) ... **6/12 at CWS:** Earned the first save of his MLB career (1.0 IP, 0 H, 0 R, 0 BB, 1 SO in 8-6 win) ... **10/4-G2 vs. NYY:** Earned his lone MLB win of the year (4.0 IP, 2 H, 1 ER, 1 HR, 6 SO in 3-2 win).
- **With Round Rock:** Made 20 starts for the Rangers' Triple-A affiliate ... Had 3 quality starts ... Over 5 starts in September, went 1-0 with a 3.90 ERA (12 ER in 27.2 IP) and a .229 BAA ... Struck out a season-high 9 batters twice, on 9/3 vs. Oklahoma City (ND, 6.0 IP, 5 H, 2 ER) and 9/15 at El Paso (win, 5.0 IP, 6 H, 4 R, 3 ER).

### GWINNETT CAREER

Over 2 seasons (2018-19), is 13-9 with a 3.44 ERA (85 ER in 222.1 IP), 1.31 WHIP, and .267 BAA in 39 starts ... Made his Triple-A debut with Gwinnett in 2018, earning the club's Pitcher of the Year award from Atlanta and selection to the Triple-A All-Star Game (DNP) ... In 2018, ranked among International League leaders in ERA (3rd, 2.72), WHIP (5th, 1.21), and BAA (10th, .249) ... Made 10-straight quality starts from 4/28/18-6/21/18 (4-1, 2.17 ERA) ... Named Gwinnett's Pitcher of the Month in May 2018 and June 2019 ... Following his final start with the Stripers in 2019 (7/27), ranked among qualifying IL pitching leaders in ERA (1st, 4.17), WHIP (2nd, 1.41), BAA (2nd, .284), innings (2nd, 110.0), starts (T-2nd, 20), GO/AO ratio (3rd, 1.39), wins (T-4th, 7), and strikeouts (6th, 98).

### TRANSACTIONS

Selected by the Atlanta Braves in the 1st round (14th overall) of the 2015 June draft out of San Clemente High School (San Clemente, CA) ... Traded by the Braves to the Texas Rangers in exchange for RHP Chris Martin (7/30/19) ... Traded by the Rangers to the Braves in exchange for RHP Jake Odorizzi and cash (11/9/22).

### AWARDS & HONORS

Appalachian League Pitcher of the Week (7/17/16) ... Southern League Pitcher of the Week (5/7/17, 9/4/17) ... Southern League Midseason All-Star (2017) ... Southern League Postseason All-Star (2017) ... International League Midseason All-Star (2018) ... Gwinnett Stripers Pitcher of the Year (2018) ... MiLB.com Atlanta Braves Organization All-Star (2018).

### CAREER NOTABLES

- **2021:** Spent the entire year with Texas, ranking among team leaders in innings (3rd, 124.2), strikeouts (3rd, 104), and starts (5th, 17).
- **2020:** Made the Rangers' Opening Day roster for the first time in his career ... Logged 11G (8 starts).
- **2019:** Opened the season with Gwinnett before being traded to Texas on 7/30 ... **6/6-7/20:** Went 3-1 with an IL-best 2.85 ERA (15 ER in 47.1 IP) in an 8-start span ... Following the trade, made 1 start with Triple-A Nashville before being recalled by the Rangers on 8/9.
- **2018:** In addition to his impressive Triple-A debut with Gwinnett, also made his MLB debut with Atlanta (3G) ... Spent 4 stints with the Braves (7/31, 8/7, 8/11-18, 8/29-end of season) ... **7/31 vs. MIA:** Made his MLB debut as a starter at age 20 and earned the win, becoming the youngest left-hander to win his debut for the Braves since Charlie Vaughan (age 18 on 9/3/66) ... In his debut, also singled off Dan Straily for his first MLB hit.
- **2017:** Ranked among Southern League leaders in starts (T-1st, 27), complete games (T-1st, 2), strikeouts (5th, 129), innings (6th, 150.0), ERA (8th, 3.18), and WHIP (9th, 1.27) with Double-A Mississippi.
- **MiLB Postseason:** Helped Class-A Rome to a South Atlantic League title in 2016, going 1-0 with a 0.00 ERA (0 ER in 12.0 IP) and .196 BAA in 2 starts.
- **Amateur:** Went 15-3 with a 1.74 ERA (36 ER in 144.2 IP) over 34G at San Clemente High School ... Was the starting pitcher in the gold medal-winning game for the USA at the 2014 18U Pan Am Championship in Mexico.

### SINGLE-GAME CAREER HIGHS

**IP:** 8.0 (3x, last: 6/6/19, GWN vs. DUR)  
**SO:** 11 (2x, last: 5/4/17, MIS at BIR)  
**BB:** 5 (2x, last: 7/30/22, RR vs. SAC)  
**H:** 10 (2x, last: 7/27/19, GWN at COL)  
**ER:** 8 (9/7/20, TEX at SEA)

### MAJOR LEAGUE FIRSTS

**GAME:** 7/31/18, ATL vs. MIA (5.0 IP, 9 H, 5 R, 4 ER, 2 BB, 1 SO)  
**STRIKEOUT:** 7/31/18, ATL vs. MIA (Dan Straily)  
**WIN:** 7/31/18, ATL vs. MIA (5.0 IP, 9 H, 4 ER in 11-6 win)

### CAREER PITCHING STATISTICS

YEAR	CLUB	W-L	ERA	G	GS	CG	SHO	SV	IP	H	R	ER	HR	BB	SO	BAA
2015	GCL Braves (Rk)	0-0	0.00	3	3	0	0	0/0	6.0	1	0	0	0	0	12	.053
2016	Danville (Rk)	3-0	1.32	5	5	0	0	0/0	27.1	18	4	4	0	5	33	.186
	Rome (A)	5-3	3.73	11	11	1	0	0/0	60.1	54	27	25	5	20	62	.244
2017	Mississippi (AA)	8-11	3.18	27	27	2	1	0/0	150.0	146	62	53	11	45	129	.258
2018	Gwinnett (AAA)	6-4	2.72	19	19	0	0	0/0	112.1	102	37	34	6	34	89	.249
	ATLANTA (MLB)	1-1	12.38	3	1	0	0	0/0	8.0	19	12	11	3	4	3	.463
2019	Gwinnett (AAA)	7-5	4.17	20	20	0	0	0/0	110.0	119	60	51	15	36	98	.284
	Nashville (AAA)	0-0	0.00	1	1	0	0	0/0	5.0	4	0	0	0	2	8	.235
	TEXAS (MLB)	4-2	4.96	9	9	0	0	0/0	45.1	52	26	25	3	19	33	.281
2020	TEXAS (MLB)	0-6	7.75	11	8	0	0	0/0	33.2	31	29	29	4	20	32	.238
2021	TEXAS (MLB)	3-12	5.41	32	17	0	0	0/0	124.2	128	80	75	29	31	104	.258
2022	Round Rock (AAA)	3-3	4.65	20	20	0	0	0/0	89.0	81	50	46	21	38	113	.237
	TEXAS (MLB)	1-2	7.29	10	0	0	0	1/1	21.0	21	17	17	9	6	19	.263
Minor League Totals:		32-26	3.42	106	106	3	1	0/0	560.0	525	240	213	58	180	544	.251
Major League Totals:		9-23	6.07	65	35	0	0	1/1	232.2	251	164	157	48	80	191	.269

ALLARD

**HT:** 6-3    **BORN:** 5/2/98 in Rexford, NY (Opening Day Age: 24)  
**WT:** 170    **PRO SEASON:** 8th (2.046 MLB Service Time)  
**B/T:** R/R    **ACQUIRED:** Braves' 1st Round Pick (3rd overall) in 2016 (Shenendehowa HS)

### 2022 RECAP

- **With Atlanta:** Was on the Braves' Opening Day roster for the second straight season ... Over 22 starts, went 10-6 with a 5.00 ERA ... Had 6 quality starts ... Threw 6.0-plus scoreless innings twice, on 6/19 at Chicago Cubs (win, 6.2 IP, 3 H, 1 HB, 2 BB, 6 SO in 6-0 win) and 7/30 vs. Arizona (win, 6.0 IP, 1 H, 1 BB, 9 SO in 6-2 win) ... **8/13-G2 at MIA:** Recalled as 27th man for double-header and earned his 10th win of the year (6.0 IP, 5 H, 2 ER, 1 BB, 4 SO in 6-2 win).
- **With Gwinnett:** Optioned to Triple-A on 8/7 ... Made 4 starts for the Stripers before being placed on the 7-day Injured List on 8/14, ending his season ... **8/19 vs. MEM:** In his first start of the year for the Stripers, earned his lone win (5.1 IP, 2 H, 0 R, 4 BB, 7 SO) in a combined 4-hit shutout (won 1-0).

### GWINNETT CAREER

Over 3 seasons (2019, 2021-22), is 2-4 with a 5.46 ERA (37 ER in 61.0 IP), 1.59 WHIP, .253 BAA, 37 BB, and 68 SO over 13 starts ... Has not made more than 5 starts in a season for the Stripers ... His 4-start stint in 2021 was a rehab assignment (right shoulder inflammation).

### TRANSACTIONS

Selected by the Atlanta Braves in the 1st round (3rd overall) of the 2016 June draft out of Shenendehowa High School (Clifton Park, NY).

### AWARDS & HONORS

South Atlantic League Pitcher of the Week (5/28/17) ... Florida State League Pitcher of the Week (7/8/18, 8/5/18) ... Florida State League Postseason All-Star (2018) ... *Baseball America* High Class-A All-Star (2018) ... *Baseball America* Minor League All-Star (2018) ... Southern League Midseason All-Star (2019) ... MLB Futures Game Selection (US Team, 2019) ... *Baseball America* Double-A All-Star (2019) ... MiLB.com Atlanta Braves Organization All-Star (2019) ... *Baseball America* MLB All-Rookie Team (2021) ... World Series Champion (2021).

### SINGLE-GAME CAREER HIGHS

**IP:** 7.2 (8/1/18, FLA at CHA)  
**SO:** 14 (6/28/19, MIS vs. JXN)  
**BB:** 6 (2x, last: 8/30/19, GWN at DUR)  
**H:** 10 (2x, last: 8/26/22, GWN at LHV)  
**ER:** 7 (3x, last: 8/26/22, GWN at LHV)

### CAREER NOTABLES

- **2021:** Made 24 starts during his rookie season, going 9-5 with a 3.58 ERA ... Entered the year ranked Atlanta's top pitching prospect by MLB.com ... After throwing 7.0 scoreless, 1-hit innings in a win on 4/27 vs. Chicago Cubs, was the first pitcher in baseball's live-ball era (since 1920) to have 3 starts of at least 6.0 IP and no more than 1 hit allowed in his first 11G ... **5/15 at MIL:** Carred a no-hitter through 6.0 innings before allowing 1 run on 2 hits (win, 4 BB, 4 SO) ... Became the first New York native ever to earn road wins over the Yankees (4/21) and Mets (6/21-G2) in the same season ... Placed on the IL on 7/13 (right shoulder inflammation) ... Activated on 8/29.
- **MLB Postseason:** Has made 8 career starts for Atlanta (2020-21), going 4-0 with a 1.26 ERA (5 ER in 35.2 IP), 1.04 WHIP, and .159 BAA ... Did not allow a run in any of his first 3 career playoff starts, all in 2020 (15.2 IP) ... Was the first pitcher in franchise history to make 3-straight playoff starts and not allow a run ... Started Game 7 of the 2020 NLCS vs. Los Angeles, becoming the first Braves rookie ever to start a winner-take-all playoff game (ND, 3.0 IP, 5 H, 2 ER) ... Made 4 starts for the Braves during the 2021 World Series run, going 2-0 with a 1.59 ERA (3 ER in 17.0 IP), 0.94 WHIP, and .153 BAA ... In 2021, earned wins in NLDS Game 3 vs. Milwaukee (5.0 IP, 3 H, 0 R, 0 BB, 6 SO in 3-0 win) and World Series Game 3 vs. Houston (5.0 IP, 0 H, 0 R, 3 BB, 4 SO in 2-0 win) ... Became only the second pitcher to throw 5.0 or more hitless innings in a World Series game, joining Yankees' Don Larsen.
- **2020:** Made 6 starts during his MLB debut, finishing seventh in NL Rookie of the Year voting ... **8/26-G1 vs. NYY:** In his debut, carried a no-hit bid through 5.1 IP and finished with 6.0 1-hit frames for the win.
- **MLB Postseason:** Made 1 start for Gwinnett in the 2019 Governors' Cup Playoffs vs. Columbus (loss, 5.1 IP, 6 H, 5 ER, 1 HR, 3 BB, 4 SO).

I. ANDERSON

### MAJOR LEAGUE FIRSTS

**GAME:** 8/26/20, ATL vs. NYY (6.0 IP, 1 H, 1 ER, 2 BB, 6 SO)  
**STRIKEOUT:** 8/26/20, ATL vs. NYY (Aaron Hicks)  
**WIN:** 8/26/20, ATL vs. NYY (6.0 IP, 1 H, 1 ER in 5-1 win)

### CAREER PITCHING STATS

YEAR	CLUB	W-L	ERA	G	GS	CG	SHO	SV	IP	H	R	ER	HR	BB	SO	BAA
2016	GCL Braves (Rk)	1-0	0.00	5	5	0	0	0/0	18.0	14	2	0	0	4	18	.222
	Danville (Rk)	0-2	3.74	5	5	0	0	0/0	21.2	19	10	9	1	8	18	.244
2017	Rome (A)	4-5	3.14	20	20	0	0	0/0	83.0	69	30	29	0	43	101	.232
	Florida (Hi-A)	2-6	2.52	20	20	0	0	0/0	100.0	73	31	28	2	40	118	.198
2018	Mississippi (AA)	2-1	2.33	4	4	0	0	0/0	19.1	14	5	5	0	9	24	.203
	Mississippi (AA)	7-5	2.68	21	21	1	0	0/0	111.0	82	38	33	8	47	147	.202
2019	Gwinnett (AAA)	1-2	6.57	5	5	0	0	0/0	24.2	23	18	18	5	18	25	.242
	ATLANTA (MLB)	3-2	1.95	6	6	0	0	0/0	32.1	21	11	7	1	14	41	.172
2021	Gwinnett (AAA)	0-0	3.68	4	4	0	0	0/0	14.2	12	6	6	0	9	20	.218
	ATLANTA (MLB)	9-5	3.58	24	24	0	0	0/0	128.1	105	51	51	16	53	124	.221
2022	ATLANTA (MLB)	10-6	5.00	22	22	0	0	0/0	111.2	115	63	62	12	54	97	.264
	Gwinnett (AAA)	1-2	5.40	4	4	0	0	0/0	21.2	25	14	13	2	10	23	.287
Minor League Totals:		18-23	3.07	88	88	1	0	0/0	414.0	331	154	141	18	188	494	.218
Major League Totals:		22-13	3.97	52	52	0	0	0/0	272.1	241	125	120	29	121	262	.233

# NICK ANDERSON

BRAVES 40-MAN ROSTER



**HT:** 6-4    **BORN:** 7/5/90 in Crosby, MN (Opening Day Age: 32)  
**WT:** 205    **PRO SEASON:** 9th (3.153 MLB Service Time)  
**B/T:** R/R    **ACQUIRED:** Braves Split MLB/MiLB Free Agent (11/11/22)

## 2022 RECAP

- **Injury Report:** Opened the season on Tampa Bay's 60-day IL recovering from offseason UCL surgery.
- **MiLB Rehab:** Assigned to the Florida Complex League Rays to begin a rehab assignment on 7/22 ... Had his rehab transferred to Triple-A Durham on 7/30 ... In 11 rehab appearances went 1-0 with a 7.88 ERA (7 ER in 9.1 IP) ... Did not throw more than 1.0 IP in any of 11G.
- **With Durham:** Activated by the Rays from the 60-day IL on 8/22 and assigned to the Bulls on the same day ... Finished the season with a 3.38 ERA (3 ER in 8.0 IP) in 8G ... Placed back on Tampa Bay's 60-day injured list with plantar fasciitis on 9/21, ending his season.

## TRANSACTIONS

Signed by the Minnesota Twins as a non-drafted free agent (8/7/15) ... Traded by the Twins to the Miami Marlins in exchange for 3B Brian Schales (11/20/18) ... Traded by the Marlins along with RHP Trevor Richards to the Tampa Bay Rays for OF Jesus Sanchez and RHP Ryne Stanek (7/31/19) ... Signed by the Atlanta Braves as a split MLB/MiLB free agent (11/11/22).

## AWARDS & HONORS

International League Midseason All-Star (2018) ... Minnesota Twins Dick Siebert Player of the Year Award (2018) ... *Baseball America* Major League All-Rookie Team (2019) ... All-MLB First Team (2020).

## SINGLE-GAME CAREER HIGHS

**IP:** 3.0 (5/29/18, ROC at DUR)  
**SO:** 6 (5/7/16, CR at GL)  
**BB:** 3 (2x, last: 5/11/18, ROC at SWB)  
**H:** 5 (6/2/18, ROC at NOR)  
**ER:** 6 (6/2/18, ROC at NOR)

## MAJOR LEAGUE FIRSTS

**GAME:**  
 3/28/19, MIA vs. COL (0.1 IP, 0 H, 0 R, 0 SO)  
**STRIKEOUT:**  
 3/30/19, MIA vs. COL (Trevor Story, swinging)  
**WIN:**  
 5/21/19, MIA at DET (2.0 IP, 0 H, 0 R, 1 SO in 5-4 win)

## CAREER NOTABLES

- **2021:** Missed the majority of the season on Tampa Bay's 60-day IL with a partial UCL tear ... Amassed 13G while rehabbing between FCL Rays (2G) and Triple-A Durham (11G), going 0-0 with a 4.26 ERA (6 ER in 12.2 IP) ... Activated from the 60-day IL on 9/12, went 0-0 with a 5.40 ERA (3 ER in 5.0 IP) in 5G with Tampa Bay ... Underwent right elbow surgery on 10/27.
- **2020:** Pitched in 19G with Tampa Bay, producing a 0.55 ERA (1 ER in 16.1 IP) ... Struck out 44.8% of batters faced (26 of 58) ... Led all Rays relievers with 6 saves ... Had 18 scoreless outings and 14 hitless outings.
- **2019:** Made the Opening Day roster with Miami, marking his MLB debut ... Between the Marlins and Tampa Bay Rays, went 5-4 with a 3.32 ERA (24 ER in 65.0 IP), 1.08 WHIP, .214 BAA, and 1 save (1-for-5) in 68G ... After the trade on 7/31, led MLB with a 17.30 SO/BB ratio (41 SO/2 BB) in 23G ... Named to *Baseball America's* All-Rookie Team, becoming the first Rays pitcher to make it since Jeremy Hellickson (2011) and the first Rays reliever ever to earn the accolades.
- **MLB Postseason:** Appeared in both 2019 (4G) and 2020 (10G) Postseasons with Tampa Bay, going a combined 1-2 with a 4.43 ERA (10 ER in 20.1 IP) ... **2020:** Went 1-2 with a 5.52 ERA (9 ER in 14.2 IP) and 1 save (1-for-3) in Tampa Bay's run to the World Series ... Allowed a run in 7 consecutive games, the longest streak for a reliever in MLB Postseason history.
- **2018:** Earned the Dick Siebert Award (Minnesota MiLB Player of the Year) from the Minnesota Chapter of the BBWAA ... Ranked among Twins MiLB leaders in games (T-2nd, 39) and wins (T-7th, 8) as he earned International League Midseason All-Star honors with Rochester.
- **2017:** Went 4-1 with a 1.00 ERA (6 ER in 54.0 IP) and 11 saves (11-for-11) between High-A Fort Myers and Double-A Chattanooga ... Ranked among Southern League leaders in saves (T-7th, 9).
- **MiLB Postseason:** Made playoff appearances with Cedar Rapids in 2015 and Chattanooga in 2017, going 0-0 with a 1.50 ERA (1 ER in 6.0 IP) in 5G.
- **Indy Ball:** Pitched in the Frontier League from 2012-13 (Rockford RiverHawks) and 2015 (Frontier Greys) ... Went 8-14 with a 5.59 ERA in 48G (23 starts).

## CAREER PITCHING STATS

YEAR	CLUB	W-L	ERA	G	GS	CG	SHO	SV	IP	H	R	ER	HR	BB	SO	BAA
2015	Cedar Rapids (A)	0-1	0.75	9	0	0	0	4/4	12.0	7	1	1	1	0	12	.167
2016	Cedar Rapids (A)	4-0	0.90	12	0	0	0	3/4	20.0	6	3	2	0	3	28	.090
	Fort Myers (Hi-A)	0-3	3.58	30	0	0	0	10/12	37.2	33	16	15	2	13	47	.241
2017	Fort Myers (Hi-A)	2-0	0.89	15	0	0	0	2/2	20.1	13	2	2	0	3	20	.186
	Chattanooga (AA)	2-1	1.07	29	0	0	0	9/9	33.2	19	4	4	0	7	37	.165
2018	Rochester (AAA)	8-2	3.30	39	4	0	0	4/6	60.0	49	26	22	8	19	88	.221
2019	MIAMI (MLB)	2-4	3.92	45	0	0	0	1/2	43.2	40	19	19	5	16	69	.238
	TAMPA BAY (MLB)	3-0	2.11	23	0	0	0	0/3	21.1	12	5	5	3	2	41	.160
2020	TAMPA BAY (MLB)	2-1	0.55	19	0	0	0	6/6	16.1	5	2	1	1	3	26	.091
2021	FCL Rays (Rk)	0-0	0.00	2	1	0	0	0/0	2.0	1	0	0	0	0	4	.143
	Durham (AAA)	0-0	5.06	11	0	0	0	0/1	10.2	12	7	6	2	1	12	.286
	TAMPA BAY (MLB)	0-1	4.50	6	0	0	0	1/1	6.0	4	3	3	2	2	1	.190
2022	FCL Rays (Rk)	0-0	0.00	2	0	0	0	0/0	1.1	2	1	0	0	1	2	.286
	Durham (AAA)	1-0	5.63	17	0	0	0	1/3	16.0	20	11	10	5	3	12	.308
Minor League Totals:		17-7	2.61	166	5	0	0	33/41	213.2	162	71	62	18	50	262	.209
Major League Totals:		7-6	2.89	93	0	0	0	8/12	87.1	61	29	28	11	23	137	.191

N. ANDERSON



# CADE BUNNELL



**HT:** 6-0    **BORN:** 5/14/97 in Stoughton, WI (Opening Day Age: 25)  
**WT:** 190    **PRO SEASON:** 4th (0.000 MLB Service Time)  
**B/T:** L/R    **ACQUIRED:** Braves 40th Round Pick in 2019 (Indiana University)

## 2022 RECAP

- **In MiLB:** Between High-A Rome and Double-A Mississippi, combined to bat .231 (85-for-368, 17 2B, 3 3B, 15 HR, 60 R, 56 RBI, 3 SB) in 114G ... Ranked among Braves minor league leaders in walks (2nd, 87), OPS (3rd, .796), OBP (6th, .380), SLG (6th, .416), homers (T-6th), extra-base hits (7th, 35), total bases (9th, 153), runs (T-9th), and RBI (T-9th), ... Saw time at all 4 infield positions (42 at SS, 37 at 1B, 24 at 2B, 9 at 3B), plus 1G in right field.
- **With Rome:** Hit .185 in 71G ... Had his best stretch in August, batting .421 (8-for-19, 2 2B, 1 HR, 5 R, 4 RBI, 1.291 OPS) in 7G.
- **With Mississippi:** Promoted to Mississippi for 3 stints, 5/12-5/16, 6/28-7/11, and 8/10-end of season (replaced Vaughn Grissom following his call-up to Atlanta) ... Over 43G during his Double-A debut, hit .301 ... **7/3 at BLX:** Fell a single shy of the cycle (3-for-5, 1 2B, 1 3B, 1 HR, 3 R, 2 RBI) ... **8/25 at BIR:** Recorded his first career multi-homer game (3-for-5, 2 HR, 3 R, 4 RBI) ... **8/28 at BIR:** Hit a game-winning grand slam in the 9th inning of an 8-6 win (1-for-4, 1 HR, 4 RBI).
- **Arizona Fall League:** Played for Scottsdale following the season, batting .167 (6-for-36, 8 R, 4 RBI) in 12G.

## TRANSACTIONS

Selected by the Atlanta Braves in the 40th round of the 2019 June draft out of Indiana University (Bloomington, IN).

## AWARDS & HONORS

None entering 2023.

## CAREER NOTABLES

- **2021:** Played the entire year at Class-A Augusta ... Ranked among Braves minor league leaders in runs (1st, 78), doubles (T-1st, 26), triples (T-1st, 4), OPS (4th, .799), home runs (T-8th, 17), and RBI (T-9th, 50).
- **2019:** Made his pro debut in the Gulf Coast League, batting .141 in 26G ... **8/10 at GCL RAY:** Walked 4 times and set a career high with 4 runs scored ... **8/12 at GCL PIR:** Hit his first career homer, a 2-run shot ...
- **College:** Began his collegiate career with Kansas State in 2016, batting .227 (17-for-75, 2 2B, 8 R, 4 RBI, 1 SB) in 43G ... Transferred to Madison Junior College in 2017 ... Went on to play 2 seasons at Indiana University (2018-19) ... In his final season in 2019, hit .196 (9-for-46, 1 2B, 1 HR, 7 R, 3 RBI) in 29G.
- **Summer Ball:** Played for both Rockford (2016) and Madison (2017) of the Northwoods League ... With Rockford, hit .270 (31-for-115, 6 2B, 2 HR, 16 R, 24 RBI, 1 SB) in 32G ... Also logged 8G as a pitcher with Rockford (1-1, 4.38 ERA) ... With Madison, hit .230 (51-for-222, 12 2B, 2 HR, 36 R, 36 RBI, 2 SB) in 57G.

BUNNELL

## SINGLE-GAME CAREER HIGHS

**H:** 4 (7/9/21, AUG vs. MB)  
**HR:** 2 (8/25/22, MIS at BIR)  
**RBI:** 4 (8/25/22, MIS at BIR)  
**R:** 4 (8/10/19, GCL BRA at GCL RAY)  
**SB:** 2 (7/14/21, AUG at CSC)

## MAJOR LEAGUE FIRSTS

Entering 2023, has not made his MLB debut.

## CAREER HITTING STATS

YEAR	CLUB	AVG	G	AB	R	H	2B	3B	HR	RBI	BB	SO	SB	OBP	SLG
2019	GCL Braves (Rk)	.141	26	64	17	9	1	0	1	4	25	27	0	.385	.203
2021	Augusta (A)	.216	113	393	78	85	26	4	17	50	91	172	13	.367	.433
2022	Rome (Hi-A)	.185	71	222	36	41	6	1	7	24	56	108	3	.354	.315
	Mississippi (AA)	.301	43	146	24	44	11	2	8	32	31	58	0	.421	.568
Minor League Totals:		.217	253	825	155	179	44	7	33	110	203	365	16	.374	.407

# BEAU BURROWS



**HT:** 6-2    **BORN:** 9/18/96 in Fort Worth, TX (Opening Day Age: 26)  
**WT:** 210    **PRO SEASON:** 9th (0.081 MLB Service Time)  
**B/T:** R/R    **ACQUIRED:** Braves Minor League Free Agent (2/23/23)

## 2022 RECAP

- **With Oklahoma City:** In his lone season in the Los Angeles Dodgers organization, spent the entire year at the Triple-A level, going 8-6 with a 7.18 ERA and .303 BAA in a new career high of 31G (16 starts).
- **Transition to Bullpen:** Made 15 of his 16 starts prior to 7/31 before transitioning to a primary role as a reliever in his final 12G ... **9/15 at ABQ:** Recorded the first save of his career (2.2 IP, 2 H, 1 R, 1 HR, 1 BB, 2 SO).

## TRANSACTIONS

Selected by the Detroit Tigers in the first round (22nd overall) of the 2015 June draft out of Weatherford High School (TX) ... Claimed off waivers from the Tigers by the Minnesota Twins (6/22/21) ... Signed by the Los Angeles Dodgers as a minor league free agent (11/28/21) ... Signed by the Atlanta Braves as a minor league free agent (2/23/23).

## AWARDS & HONORS

MiLB.com Detroit Tigers Organization All-Star (2016, 2017) ... Florida State League Midseason All-Star (2017) ... Futures Game Selection (2017) ... Eastern League Pitcher of the Week (2x, 8/13/17, 5/6/18) ... Eastern League Midseason All-Star (2018).

## SINGLE-GAME CAREER HIGHS

**IP:** 7.0 (5x, last: 8/18/18, ERI vs. BOW)  
**SO:** 11 (6/24/18, ERI vs. ALT)  
**BB:** 6 (6/11/22, OKC vs. SL)  
**H:** 10 (7/22/16, WM vs. PEO)  
**ER:** 8 (2x, last: 8/29/21, STP at TOL)

## MAJOR LEAGUE FIRSTS

**GAME:** 7/27/20, DET vs. KC (2.1 IP, 3 H, 3 ER, 1 BB, 0 SO)  
**STRIKEOUT:** 8/11/20, DET vs. CWS (Luis Robert)  
**WIN:** None

## CAREER NOTABLES

- **2021:** Split time between Triple-A and MLB in both the Detroit Tigers and Minnesota Twins organizations, combining to go 4-6 with a 5.10 ERA (37 ER in 65.1 IP) in 22G (10 starts) ... Also saw time in the Majors with the Tigers and Twins, going 0-1 with a 13.91 ERA (17 ER in 11.0 IP) in 6G (1 start).
- **2020:** Made his Major League debut with Detroit in relief on 7/27 vs. Kansas City (3 ER in 2.1 IP), the first of his 3 stints in MLB for the year ... Optioned to the Tigers Alternate Training Site in Toledo on 9/11 for the remainder of the season.
- **2019:** Across 3 levels in the Tigers organization (Advanced-A Lakeland, Double-A Erie, and Triple-A Toledo), combined to go 3-6 with a 4.84 ERA (40 ER in 74.1 IP) in 17 starts ... Placed on the IL from 4/30-6/17 (right biceps tendinitis) and again from 8/17-9/6 (oblique strain).
- **2018:** With Erie, ranked among Eastern League leaders in games started (T-2nd, 26), strikeouts (3rd, 127), wins (T-5th, 10), and BAA (8th, .251) and was named to Eastern League Midseason All-Star team ... **4/30-5/5:** Named EL Pitcher of the Week after going 2-0 with a 1.50 ERA (2 ER in 12.0 IP) and 11 strikeouts in 2 starts.
- **2017:** Between Lakeland and Erie, posted career highs in innings pitched (135.0) and strikeouts (137), going 10-7 with a 3.20 ERA in 26 starts ... **May:** Named the Tigers Minor League Pitcher of the Month, going 1-3 with a 1.16 ERA (4 ER in 31.0 IP) across 6 starts ... Tabbed a Florida State League Midseason All-Star and appeared in the MLB Futures Game in Miami ... **8/12 vs. NH:** Tossed 6.0 no-hit innings (2 BB, 8 SO) for the win, earning the EL Pitcher of the Week award.
- **2016:** Spent the entire year with West Michigan, earning his first MiLB.com Tigers Organization All-Star selection ... **5/13-6/9:** Went 4-1 with a 0.68 ERA (2 ER in 26.1 IP) over 5 starts ... **7/23-8/1:** Was on the IL (right thumb blister) ... **8/1-9/2:** Over his final 6 starts, went 1-0 with a 1.32 ERA (4 ER in 27.1 IP) and 24 strikeouts.
- **MiLB Postseason:** Made his lone career playoff appearance with Class-A West Michigan during the 2016 Midwest League Playoffs, a start on 9/8 at South Bend (ND, 2 ER in 4.2 IP, 3 BB, 6 SO in 6-2 loss).

## CAREER PITCHING STATS

YEAR	CLUB	W-L	ERA	G	GS	CG	SHO	SV	IP	H	R	ER	HR	BB	SO	BAA
2015	GCL Tigers (Rk)	1-0	1.61	10	9	0	0	0/0	28.0	18	7	5	0	11	33	.184
2016	West Michigan (A)	6-4	3.15	21	20	0	0	0/0	97.0	87	38	34	2	30	67	.240
2017	Lakeland (Hi-A)	4-3	1.23	11	11	0	0	0/0	58.2	45	9	8	3	11	62	.221
	Erie (AA)	6-4	4.72	15	15	1	0	0/0	76.1	79	40	40	5	33	75	.269
2018	Erie (AA)	10-9	4.10	26	26	0	0	0/0	134.0	126	66	61	12	56	127	.251
2019	Lakeland (Hi-A)	0-0	0.00	1	1	0	0	0/0	4.0	1	0	0	0	2	5	.083
	Erie (AA)	1-0	0.00	1	1	0	0	0/0	5.0	2	0	0	0	2	3	.125
	Toledo (AAA)	2-6	5.51	15	15	0	0	0/0	65.1	68	41	40	12	32	61	.267
2020	DETROIT (MLB)	0-0	5.40	5	0	0	0	0/0	6.2	8	4	4	3	1	3	.286
2021	Toledo (AAA)	1-1	6.23	9	1	0	0	0/0	17.1	21	12	12	4	6	17	.296
	DETROIT (MLB)	0-0	21.60	1	0	0	0	0/0	1.2	2	4	4	0	2	3	.286
	St. Paul (AAA)	3-5	4.69	13	9	0	0	0/0	48.0	39	27	25	10	22	48	.213
	MINNESOTA (MLB)	0-1	12.54	5	1	0	0	0/0	9.1	14	14	13	5	8	5	.378
2022	Oklahoma City (AAA)	8-6	7.18	31	16	0	0	1/2	100.1	123	85	80	18	60	95	.303
Minor League Totals:		42-38	4.33	153	124	1	0	1/2	634.0	609	325	305	66	265	593	.254
Major League Totals:		0-1	10.70	11	1	0	0	0/0	17.2	24	22	21	8	11	11	.333

BURROWS

# RYAN CASTEEL

NON-ROSTER INVITEE



**HT:** 6-1    **BORN:** 6/6/91 in Chattanooga, TN (Opening Day Age: 31)  
**WT:** 205    **PRO SEASON:** 13th (0.000 MLB Service Time)  
**B/T:** R/R    **ACQUIRED:** Atlanta Braves MiLB Free Agent (11/1/22)

## 2022 RECAP

- **With Gwinnett:** Led the Stripers in homers (17), his fifth career season with double-digit clouts ... Team went 11-5 (.688) when he homered ... Was Gwinnett's only catcher to post a winning record in his starts (28-26, .519) ... **7/24-8/7:** Hit 5 of his homers in an 11-game span (.270, 10-for-37, 7 R, 13 RBI, .703 SLG, 1.089 OPS) ... **8/28 at LHV:** Notched the first multi-homer game of his Gwinnett career (2-for-4, 2 HR, 3 R, season-high 5 RBI) ... **9/23 at MEM:** Blasted the third grand slam of his MiLB career (2nd with Gwinnett), providing the winning margin in a 4-3 victory.
- **Extra, Extra:** Of his 51 hits, 27 went for extra bases (52.9%, 9 2B, 1 3B, 17 HR).
- **Last-At-Bat Winner:** Lifted the Stripers to a 3-2 win on 7/8-G2 vs. Charlotte with a 2-run single in the 6th inning.

## GWINNETT CAREER

Over 2 seasons (2021-22) with the Stripers, batting .220 (86-for-391, 15 2B, 1 3B, 25 HR, 54 R, 75 RBI, .756 OPS) in 137G ... **2021:** In his first year with Gwinnett, made starts at first base (29), catcher (5), and designated hitter (3) ... Led the club in pinch-hit at-bats (28) ... Tied for the team lead in hits with the bases loaded (4), batting .667 (4-for-6, 2 2B, 1 HR, 12 RBI, 2.125 OPS).

## AWARDS & HONORS

Pioneer League Player of the Week (8/30/10) ... California League Postseason All-Star (2013) ... Texas League Player of the Week (6/9/14, 8/27/17) ... Texas League Midseason All-Star (2014) ... Atlantic League (Independent) Midseason All-Star (2018) ... Atlantic League (Independent) End-of-Season All-Star (2018) ... Lancaster Barnstormers Player of the Year (2018).

## TRANSACTIONS

Selected by the Colorado Rockies in the 17th round of the 2010 June draft out of Cleveland State Community College (Cleveland, TN) ... Signed by the Seattle Mariners as a minor league free agent (7/7/16) ... Re-signed by Seattle as a minor league free agent (12/16/16) ... Signed with Lancaster of the independent Atlantic League (2/7/18) ... Signed by the Atlanta Braves as a minor league free agent (1/24/19) ... Re-signed by Atlanta as a minor league free agent three times (3/14/21, 11/29/21, and 11/1/22).

## CAREER NOTABLES

- **2019:** In his first year with the Braves organization, led Double-A Mississippi and ranked second in the Southern League in both homers (21) and RBI (73) ... Ranked third in the league in SLG (.477) and tied for seventh in OPS (.811) ... Recorded the first three-homer game in M-Braves' history on 7/3/19 at Pensacola (4-for-5, 4 R, 5 RBI).
- **2013:** Was a California League Postseason All-Star with Modesto, ranked among leaders in SLG (3rd, .523), homers (T-6th, 22), OPS (8th, .875), XBH (T-9th, 56).
- **MiLB Postseason:** Has played in 28G for 5 different teams, including Tri-City (short-season in 2011), Asheville (Class-A in 2012), Modesto (High-A in 2013), Tulsa (Double-A in 2014), and Jackson (Double-A in 2016) ... Was a part of championship-winning clubs with Asheville and Jackson.
- **Indy Ball:** Played for Lancaster of the Atlantic League in 2018 and was selected to the circuit's Midseason and End-of-Season All-Star teams ... Also named Lancaster's Player of the Year ... Hit .321 with 16 homers, 70 RBI, and a .906 OPS in 104 games.
- **Arizona Fall League:** Played for Salt River in 2014 (.258, 9 2B, 0 HR, 15 RBI, .676 OPS in 25G).
- **Foreign Leagues:** Has played in the Australian Baseball League (2013-14 with Melbourne), Dominican Winter League (Estrellas de Oriente in 2015-16), Mexican Pacific League (Los Mochis in 2017-18 and Hermosillo in 2018-19), and Puerto Rican Winter League (2019-20 with Santurce).

## SINGLE-GAME CAREER HIGHS

**H:** 4 (7x, last: 7/3/19, MIS at PNS)  
**HR:** 3 (7/3/19, MIS at PNS)  
**RBI:** 5 (3x, last: 8/28/22, GWN at LHV)  
**R:** 4 (7/3/19, MIS at PNS)  
**SB:** 2 (2x, last: 8/14/11, TC at EVE)

## MAJOR LEAGUE FIRSTS

Entering 2023, has not made his MLB debut.

## CAREER HITTING STATS

YEAR	CLUB	AVG	G	AB	R	H	2B	3B	HR	RBI	BB	SO	SB	OBP	SLG
2010	Casper (Rk)	.305	43	177	21	54	8	1	3	22	10	35	2	.342	.412
2011	Tri-City (SS-A)	.273	56	198	31	54	17	2	1	30	24	40	8	.354	.394
2012	Asheville (A)	.279	71	251	28	70	24	2	2	28	19	44	6	.332	.414
2013	Modesto (Hi-A)	.270	108	411	67	111	30	4	22	76	50	118	1	.352	.523
2014	Tulsa (AA)	.280	113	436	63	122	22	1	16	56	39	94	3	.341	.445
2015	Boise (SS-A)	.267	4	15	2	4	1	0	0	0	0	6	0	.267	.333
	New Britain (AA)	.467	4	15	2	7	2	0	0	2	0	4	0	.467	.600
	Albuquerque (AAA)	.292	34	130	12	38	8	1	2	20	2	33	2	.301	.415
2016	Albuquerque (AAA)	.230	43	152	19	35	8	2	3	20	8	47	0	.273	.368
	Jackson (AA)	.243	50	185	21	45	9	1	3	28	19	51	3	.306	.351
2017	Arkansas (AA)	.272	100	389	47	106	25	0	12	61	31	84	1	.323	.429
2018	Lancaster (IND)	.321	104	410	51	117	20	3	16	70	34	53	3	.383	.523
2019	Mississippi (AA)	.263	108	411	47	108	21	2	21	73	43	121	0	.334	.477
2021	Gwinnett (AAA)	.224	68	156	13	35	6	0	8	28	15	49	0	.299	.417
2022	Gwinnett (AAA)	.217	69	235	41	51	9	1	17	47	26	69	0	.342	.412
Minor League Totals:		.267	881	3160	414	839	189	17	110	489	288	795	26	.328	.441



# HENDRIK CLEMENTINA



**HT:** 6-0    **BORN:** 6/17/97 in Willemstad, Curaco (Opening Day Age: 25)  
**WT:** 250    **PRO SEASON:** 9th (0.000 MLB Service Time)  
**B/T:** R/R    **ACQUIRED:** Atlanta Braves MiLB Free Agent (11/1/22)

## 2022 RECAP

- **With Gwinnett:** Promoted for his Triple-A debut on 8/9 ... **8/13 at NAS:** Notched his first Triple-A hit, a 2-run homer (off RHP Matt Hardy) ... **8/21 vs. MEM:** Blasted the Strippers' second grand slam of the year (1-for-3, 4 RBI) as the go-ahead hit in an 8-6 win.
- **With Mississippi:** Opened the year with the M-Braves, batting .243 in 69G ... Named the Southern League Player of the Week for 5/23-5/29 (hit .688, 11-for-16, 1 2B, 2 HR, 5 RBI, 1 SB, 1.862 OPS in 4G) ... From 5/27-5/28, went a perfect 9-for-9 (2 HR, 9 R, 5 RBI) in a 2-game stretch.

## AWARDS & HONORS

Dominican Summer League All-Star (2014) ... Pioneer League Midseason All-Star (2017) ... Pioneer League Postseason All-Star (2017) ... Midwest League Midseason All-Star (2018) ... Midwest League Postseason All-Star (2018) ... MiLB.com Cincinnati Reds Organization All-Star (2018) ... Florida State League Midseason All-Star (2019) ... Southern League Player of the Week (5/29/22).

## TRANSACTIONS

Signed by the Los Angeles Dodgers as a non-drafted free agent (12/13/13) ... Traded by the Dodgers to the Cincinnati Reds along with LF Scott Van Slyke in exchange for LHP Tony Cingrani (7/31/17) ... Signed by the Atlanta Braves as a minor league free agent (2/11/21) ... Re-signed by Atlanta (11/1/22).

## CAREER NOTABLES

- **MiLB Postseason:** Has never played a Postseason game in MiLB ... Was on Double-A Mississippi's Temporary Inactive List when the club won the Double-A South in 2021.
- **Foreign Leagues:** In 2020, played in 6G for Bologna of the Italian Baseball League, batting .278 (3 HR, 11 RBI).
- **2019:** Ranked among Cincinnati Reds' MiLB leaders in homers (T-5th, 14) and RBI (T-7th, 54) with High-A Daytona ... Named a Midseason All-Star for the third straight year (2017 in Pioneer League, 2018 in Midwest League, 2019 in Florida State League).
- **2018:** Batted .268 with career highs in doubles (22), home runs (18), runs (38), RBI (59), and games (96) with Class-A Dayton, earning selection to the Midwest League Postseason All-Star Team ... His 18 blasts ranked fourth among all Cincinnati minor leaguers ... Named Reds MiLB Player of the Month for May (.329, 5 2B, 1 3B, 7 HR, 15 R, 20 RBI, 1.162 OPS in 21G).
- **2017:** Earned Pioneer League Postseason All-Star honors after batting .303 (11 2B, 6 HR, 30 R, 35 RBI) in 51G between Ogden (LA Dodgers) and Billings (Cincinnati Reds).

## SINGLE-GAME CAREER HIGHS

**H:** 5 (5/27/22, MIS at PNS)  
**HR:** 2 (2x, last: 6/30/19, DBT vs. DUN)  
**RBI:** 6 (6/30/19, DBT vs. DUN)  
**R:** 4 (5/27/22, MIS at PNS)  
**SB:** 1 (9x, last: 5/27/22, MIS at PNS)

## MAJOR LEAGUE FIRSTS

Entering 2023, has not made his MLB debut.

## CAREER HITTING STATS

YEAR	CLUB	AVG	G	AB	R	H	2B	3B	HR	RBI	BB	SO	SB	OBP	SLG
2014	DSL Dodgers (Rk)	.275	49	182	22	50	11	1	2	18	6	32	3	.314	.379
2015	AZL Dodgers (Rk)	.284	26	81	12	23	5	0	10	10	7	22	1	.348	.346
2016	AZL Dodgers (Rk)	.217	44	157	22	34	4	1	6	23	14	42	2	.286	.369
2017	Ogden (Rk)	.370	24	92	17	34	5	0	4	25	10	16	0	.439	.554
	Billings (Rk)	.240	27	96	13	23	6	0	2	10	7	25	0	.302	.365
2018	Dayton (A)	.268	96	340	38	91	22	1	18	59	30	99	1	.327	.497
2019	Daytona (Hi-A)	.249	91	338	30	84	13	0	14	54	19	92	1	.296	.411
2021	Mississippi (AA)	.206	45	141	17	29	3	0	8	21	11	49	0	.260	.397
2022	Mississippi (AA)	.243	69	267	28	65	9	1	11	34	18	98	1	.296	.408
	Gwinnett (AAA)	.154	20	65	5	10	0	0	2	11	5	26	0	.225	.246
Minor League Totals:		.252	491	1759	204	443	78	4	67	265	127	501	9	.308	.415

# HAYDEN DEAL



**HT:** 6-3    **BORN:** 11/4/94 in Hickory, NC (Opening Day Age: 28)  
**WT:** 210    **PRO SEASON:** 6th (0.000 MLB Service Time)  
**B/T:** R/L    **ACQUIRED:** Atlanta Braves Non-Drafted Free Agent (6/23/17)

## 2022 RECAP

- **With Mississippi:** Spent his second consecutive full season at the Double-A level, logging 31G ... Only allowed 2 homers all year ... **April:** Posted a season-best 1.26 ERA (2 ER in 14.1 IP), 0.91 WHIP, and .130 BAA across 6G in relief ... **4/24-5/12:** Posted 10.2 scoreless innings over 5G ... **8/4-8/23:** Was on the Injured List.
- **Spot Starter:** Made 4 starts, going 0-0 with a 3.86 ERA (4 ER in 9.1 IP) and .222 BAA ... **7/13 vs. RCT:** Started and tossed a season-high 4.0 innings (2 H, 0 R, 1 BB, 5 SO) in a no-decision (won 9-3).
- **Lefty Lockdown:** Held opposing left-handed batters to a .213 average, while righties hit .268.

## TRANSACTIONS

Signed by the Atlanta Braves as a non-drafted free agent (6/23/17).

## AWARDS & HONORS

Class-A Rome Pitcher of the Year (2018) ... Atlanta Braves Bill Lucas Award (2018) ... Florida State League Midseason All-Star (2019) ... High-A Florida Pitcher of the Year (2019).

## CAREER NOTABLES

- **2021:** Spent the entire year with Mississippi, making his Double-A debut ... Went 2-2 with a 3.59 ERA (31 ER in 77.2 IP) and a .250 BAA in 17 starts, and 1-0 with a 5.06 ERA (6 ER in 10.2 IP) and .231 BAA in 6 relief outings ... **5/5 vs. PNS:** Was Mississippi's Opening Night starter (loss, 5.0 IP, 5 H, 2 R, 1 ER in 2-1 loss) ... Moved to the bullpen on 8/7.
- **MiLB Postseason:** Was a member of Mississippi's Double-A South championship team in 2021 ... Pitched once in relief during the Double-A South Championship Series vs. Montgomery, Mississippi's 11-9 win in Game 3 (0.0 IP, 2 H, 1 R, 1 ER, 1 HR, 1 BB).
- **2019:** Named High-A Florida's Pitcher of the Year by Atlanta after going 5-10 with a 3.24 ERA, .260 BAA, and 1.27 WHIP in 23G (22 starts) ... Ranked among Florida State League leaders in ERA (4th), starts (6th), innings (7th, 119.1), BAA (9th), and WHIP (9th) ... Went 2-1 with a 1.20 ERA, .154 BAA, 0.73 WHIP, and 27 strikeouts over 30.0 innings in 5 April starts, earning Florida's Pitcher of the Month award ... Selected to the FSL Mid-season All-Star Team after going 3-4 with a 1.88 ERA, .211 BAA, and 1.01 WHIP in 12 first-half starts ... Struck out 2 over 1.0 scoreless, hitless inning for the North Division in the FSL All-Star Game on 6/15 at Jupiter, FL
- **2018:** Named Class-A Rome's Pitcher of the Year by Atlanta after going 9-1 with a 2.17 ERA, .211 BAA, and 1.00 WHIP in 27G (5 starts) ... His 9 wins tied for second most in the Braves system, while his 2.17 ERA was second lowest among Braves farmhands with at least 75.0 innings ... Was a perfect 4-0 with a 1.95 ERA, .202 BAA, and 1.02 WHIP in 14 first-half outings
- **College:** Was undrafted out of Presbyterian College (Clinton, SC), where he went 8-11 with a 4.57 ERA and 10 saves in 85G (20 starts) over 4 seasons ... As a senior in 2017, went 4-4 with a 3.45 ERA and 78 strikeouts over 78.1 innings in 14G (13 starts).

DEAL

## SINGLE-GAME CAREER HIGHS

**IP:** 7.0 (4x, last: 8/19/19, FLA vs. LAK)  
**SO:** 8 (4/30/19, FLA vs. LAK)  
**BB:** 4 (3x, last: 5/13/21, MIS at BLX)  
**H:** 10 (6/21/19, FLA vs. STL)  
**ER:** 6 (2x, last: 7/1/21, MIS at MTG)

## MAJOR LEAGUE FIRSTS

Entering 2023, has not made his MLB debut.

## CAREER PITCHING STATS

YEAR	CLUB	W-L	ERA	G	GS	CG	SHO	SV	IP	H	R	ER	HR	BB	SO	BAA
2017	GCL Braves (Rk)	2-2	3.71	13	0	0	0	2/5	26.2	29	17	11	1	8	23	.077
	Rome (A)	1-0	0.00	1	0	0	0	0/0	4.0	1	0	0	0	1	4	.271
2018	Rome (A)	9-1	2.17	27	5	1	0	2/2	78.2	62	23	19	3	17	82	.211
2019	Florida (Hi-A)	5-10	3.24	23	22	1	1	0/0	119.1	119	51	43	6	32	99	.260
2021	Mississippi (AA)	3-2	3.77	23	17	0	0	1/1	88.1	81	40	37	5	33	72	.248
2022	Mississippi (AA)	3-2	4.12	31	4	0	0	0/2	59.0	55	30	27	2	26	53	.248
Minor League Totals:		23-17	3.28	118	48	2	1	5/10	376.0	347	161	137	17	117	333	.244

# JUSTIN DEAN

NON-ROSTER INVITEE



HT: 5-8    BORN: 12/6/96 in Mauldin, SC (Opening Day Age: 26)  
 WT: 185    PRO SEASON: 5th (0.000 MLB Service Time)  
 B/T: R/R    ACQUIRED: Braves 17th Round Pick in 2018 (Lenoir-Rhyne University)

## 2022 RECAP

- **With Gwinnett:** Began the year on Gwinnett's Opening Night roster, making his Triple-A debut ... **4/19 at JAX:** Threw out runners at second and third for 2 outfield assists (#4-5 total), his second assist was No. 1 on *SportsCenter's* Top 10 Plays ... **4/14-4/15:** Raised his average from .125 to .261 with back-to-back 2-hit games vs. Nashville (4-for-7, 1 2B, 1 SB) ... **4/29 vs. NOR:** Went 2-for-4 with a double and 2 RBI in his final multi-hit effort.
- **With Mississippi:** Transferred to Double-A on 5/3 and spent the remainder of the year with Mississippi, batting .234 (64-for-274, 12 2B, 4 3B, 3 HR, 44 R, 27 RBI, 19 SB, .681 OPS) in 78G.
- **Winter Ball:** Helped Los Mochis to a Mexican Pacific League championship, batting .343 (83-for-242, 11 2B, 7 3B, 2 HR, 37 R, 34 RBI, 16 SB) in 67G ... Also played for Mexico in the Caribbean Series, batting .133 (4-for-30, 1 2B, 3 R, 1 RBI, 1 SB) in 8G.

## TRANSACTIONS

Selected by the Atlanta Braves in the 17th round of the 2018 June draft out of Lenoir-Rhyne University (Hickory, NC).

## AWARDS & HONORS

Class-A Rome Player of the Year (2019) ... South Atlantic League Postseason All-Star (2019).

## CAREER NOTABLES

- **Winter Ball:** Has played in the Mexican Pacific Winter League in each of the last 2 offseasons, 2021-22 with Navojoa and Los Mochis and 2022-23 with Los Mochis ... Also played for Mexico in the 2022-23 Caribbean Series ... Has combined to bat .315 (141-for-448, 22 2B, 8 3B, 8 HR, 68 R, 60 RBI, 35 SB) in 120G.
- **MiLB Postseason:** Has played in the MiLB Postseason twice, 2018 with Class-A Rome and 2021 with Double-A Mississippi (.276, 8-for-29, 3 2B, 6 R, 2 RBI, 2 SB in 7G) ... Played all 5G of the 2021 Double-A South Championship Series vs. Montgomery, batting .333 (7-for-21, 2 2B, 6 R, 2 RBI, 2 SB) ... Had 3-straight multi-hit games (7 hits total) and scored 6 runs in Games 2-4.
- **2021:** Spent the entire year with the M-Braves, batting .237 over 99G in his Double-A debut ... **6/13 at BLX:** Notched the first 4-hit game of his career (4-for-5, 1 2B, season-high 3 RBI) ... **7/3-7/23:** Posted a 15-game on-base streak (.268, 1 2B, 1 3B, 1 HR, 12 R, 8 RBI, 4 SB) ... **9/2-9/17:** Over his final 12G, batted .295 (13-for-44, 2 2B, 2 HR, 12 R, 2 RBI, 3 SB, .857 OPS).
- **2019:** In his first full season, was named Class-A Rome's Player of the Year by Atlanta after batting .284 in 109 games ... Earned South Atlantic League Postseason All-Star honors after leading the circuit in runs (85), stolen bases (47), and triples (9) ... Also ranked among league leaders in OBP (8th, .386), SLG (8th, .431), and OPS (8th, .817) ... Selected as Rome's Player of the Month for August after hitting .311/.387/.462 with 4 homers, 12 RBI, and 13 steals in 26G.
- **Arizona Fall League:** Played for Scottsdale in 2019, batting .200 (7 R, 3 RBI, 3 SB in 14G).
- **2018:** Split his pro debut between Rookie-level Danville and Rome, batting .284 (69-for-243, 10 2B, 9 3B, 1 HR, 48 R, 23 RBI, 16 SB) in 60G ... Ranked among the top 10 Braves farmhands (min. 200 at-bats) in OBP (4th, .381), stolen bases (T-4th), OPS (7th, .792), and batting (10th) ... Named Danville's Player of the Month for June after batting .282/.364/.385 in 9G.

## SINGLE-GAME CAREER HIGHS

**H:** 4 (2x, last: 6/17/21, MIS vs. BIR)  
**HR:** 1 (21x, last: 8/25/22, MIS at BIR)  
**RBI:** 4 (5/18/19, ROM vs. COL)  
**R:** 5 (7/2/22, MIS at BLX)  
**SB:** 3 (4x, last: 8/11/19, ROM vs. AUG)

## MAJOR LEAGUE FIRSTS

Entering 2023, has not made his MLB debut.

## CAREER HITTING STATS

YEAR	CLUB	AVG	G	AB	R	H	2B	3B	HR	RBI	BB	SO	SB	OBP	SLG
2018	Danville (Rk)	.308	32	130	28	40	8	4	1	15	22	32	7	.419	.454
	Rome (A)	.257	28	113	20	29	2	5	0	8	11	27	9	.333	.363
2019	Rome (A)	.284	109	429	85	122	18	9	9	46	62	115	47	.386	.431
2021	Mississippi (AA)	.237	99	363	60	86	14	4	8	34	42	128	29	.345	.364
2022	Gwinnett (AAA)	.204	19	54	3	11	2	0	0	5	3	15	5	.254	.241
	Mississippi (AA)	.234	78	274	44	64	12	4	3	27	40	97	19	.342	.339
Minor League Totals:		.258	365	1363	240	352	56	26	21	135	180	414	116	.360	.384



# DAWSON DIMON



**HT:** 6-1    **BORN:** 5/17/99 in Lancaster, CA (Opening Day Age: 23)  
**WT:** 185    **PRO SEASON:** 5th (0.000 MLB Service Time)  
**B/T:** R/R    **ACQUIRED:** Via trade with Tampa Bay in exchange for cash (6/6/22)

## 2022 RECAP

- **In MiLB:** Between 4 teams in the Tampa Bay Rays and Atlanta Braves organizations, hit .150 (9-for-60, 1 2B, 1 3B, 4 R, 6 RBI) in 20G.
- **In Rays Org:** Opened the year with Class-A Charleston (.140, 6-for-43, 1 2B, 1 3B, 6 RBI in 13G) ... Traded to Atlanta on 6/6.
- **With Gwinnett:** Promoted to the Stripers' active roster 3 times (6/17, 7/4, and 9/28), his first stint above the High-A level ... **7/24 at MEM:** Made Triple-A debut, serving as the DH (0-for-3, 1 BB) ... **8/12 at NAS:** Made Triple-A pitching debut (1.0 IP, 0 H, 0 R, 1 HB, 1 GIDP in 11-2 loss) ... **9/28 vs. LOU:** Was a defensive replacement at catcher in the season finale (0-for-3, 2 SO).
- **In Braves Org:** Also played for the FCL Braves (.200, 2-for-10, 0 XBH, 0 RBI in 3G) and High-A Rome (1.000, 1-for-1, 1 BB in 1G).

## TRANSACTIONS

Selected by the Tampa Bay Rays in the 34th round of the 2018 June draft out of Quartz Hill High School (Quartz Hill, CA) ... Traded by the Rays to the Atlanta Braves in exchange for cash considerations (6/6/22).

## AWARDS & HONORS

None entering the 2023 season.

## CAREER NOTABLES

- **2019:** Across 2 levels of the Rays system, hit .183 (11-for-60, 5 2B, 5 R, 5 RBI, 1 SB) in 20G.
- **Defense:** Owns a career .974 fielding percentage and .208 caught stealing percentage (5-for-24) in 13G (10 starts) at catcher ... Has also seen time at first base (4G, 3 starts).
- **On the Mound:** Has 4 career relief appearances with Rookie-level Princeton (0-0, 0.00 ERA in 1G in 2019), Class-A Charleston (0-0, 0.00 ERA in 2G in 2022), and Gwinnett (0-0, 0.00 ERA in 1G in 2022) ... Combined, has a 0.00 ERA (0 ER in 3.2 IP, 1 H, 1 HB, 0 BB, 1 SO) and .091 BAA.

DIMON

## SINGLE-GAME CAREER HIGHS

**H:** 2 (6x, last: 6/30/22, GCL BRA vs. GCL ORI)  
**HR:** None  
**RBI:** 3 (5/27/22, CSC vs. DEL)  
**R:** 2 (2x, last: 4/22/22, CSC at SAL)  
**SB:** 1 (7/11/19, GCL RAY at GCL PIR)

## MAJOR LEAGUE FIRSTS

Entering 2023, has not made his MLB debut.

## CAREER HITTING STATS

YEAR	CLUB	AVG	G	AB	R	H	2B	3B	HR	RBI	BB	SO	SB	OBP	SLG
2018	GCL Rays (Rk)	.194	13	31	1	6	1	0	0	4	4	7	0	.359	.226
2019	Princeton (Rk)	.226	9	31	5	7	4	0	0	3	3	16	0	.294	.355
	GCL Rays (Rk)	.138	11	29	0	4	1	0	0	2	0	10	1	.138	.172
2021	GCL Rays (Rk)	.333	9	9	2	3	0	0	0	2	5	4	0	.571	.333
2022	Charleston (A)	.140	13	43	4	6	1	1	0	6	7	17	0	.255	.209
	GCL Braves (Rk)	.200	3	10	0	2	0	0	0	0	2	4	0	.333	.200
	Rome (Hi-A)	1.000	1	1	0	1	0	0	0	0	1	0	0	1.000	1.000
	Gwinnett (AAA)	.000	3	6	0	0	0	0	0	0	1	4	0	.143	.000
Minor League Totals:		.181	62	160	12	29	7	1	0	17	23	62	1	.298	.238

# DYLAN DODD

NON-ROSTER INVITEE



HT: 6-2    BORN: 6/6/98 in Elk Grove, IL (Opening Day Age: 24)  
 WT: 210    PRO SEASON: 3rd (0.000 MLB Service Time)  
 B/T: L/L    ACQUIRED: Braves 3rd Round Pick (96th overall) in 2021 (SE Missouri State)

## 2023 PROSPECT RANKINGS

MLB.com Braves Top 30: #10

## 2022 RECAP

- **In the Braves Org:** Across 3 levels (High-A Rome, Double-A Mississippi, Triple-A Gwinnett), combined to go 12-9 with a 3.36 ERA (53 ER in 142.0 IP), 1.18 WHIP, .247 BAA, and 153 strikeouts over 26 starts ... Ranked among MiLB leaders in wins (T-5th).
- **With Gwinnett:** Promoted from Mississippi on 9/22 ... **9/25 at MEM:** Made his Triple-A debut, earning the win (6.2 IP, 5 H, 3 R, 3 ER, 1 HR, 1 BB, 7 SO) in the Stripers' 6-5 road finale victory ... Was the fifth Stripers player to make his Triple-A debut as a starting pitcher in 2022, and just the second to win in his debut (Freddy Tarnok, 7/13 vs. DUR).
- **With Mississippi:** Promoted from Rome on 7/12 ... **7/17 vs. RCT:** Made his Double-A debut, allowing 1 hit over 6.0 scoreless innings (3 BB, 7 SO) ... **7/31-8/31:** Lost 4 of 5 starts despite making 2 quality starts (0-4, 3.16 ERA, 1.21 WHIP over 25.2 IP) ... **9/7-9/14:** Won his final 2 starts with the M-Braves, going 2-0 with a 2.70 ERA (3 ER in 10.0 IP) and 12 strikeouts.
- **With Rome:** Opened the year in High-A ... **4/7-5/8:** Went 2-2 with a 6.44 ERA (21 ER in 29.1 IP), 1.43 WHIP, and .279 BAA over his first 6 starts ... **5/14-5/20:** Named the South Atlantic League Pitcher of the Week (2-0, 0.00 ERA, 0 ER in 13.0 IP, 0 BB, 9 SO in 2 starts) ... **6/1-7/10:** Over final 7 starts, went 5-2 with a 2.16 ERA (10 ER in 41.2 IP), 1.01 WHIP, and .210 BAA ... At the time of his promotion, was the only pitcher in the SAL to have enough innings (89.0) to qualify for the ERA title.

## TRANSACTIONS

Selected by the Atlanta Braves in the 3rd round (96th overall) of the 2021 June draft out of Southeast Missouri State University (Cape Girardeau, MO).

## AWARDS & HONORS

South Atlantic League Pitcher of the Week (5/22/22).

## CAREER NOTABLES

- **2021:** In his pro debut, went 0-2 with a 9.00 ERA (14 ER in 14.0 IP) and .328 BAA in 4 starts between Class-A Augusta and High-A Rome.
- **College:** Played 3 years for Southeast Missouri State (2019-21), going 15-8 with a 4.02 ERA (89 ER in 199.1 IP) and 233 strikeouts over 33 starts ... In his final season in 2021, was 9-2 with a 3.17 ERA (34 ER in 96.2 IP), 1.05 WHIP, and 11.2 SO/9.0 IP ratio (120 SO) in 15 starts.
- **Prospect League:** Played 1 season with the Hannibal (MO) Hoots of the Prospect League in 2018, going 4-1 with a 2.84 ERA (14 ER in 44.1 IP), 1.04 WHIP, and 12.2 SO/9.0 IP ratio (60 SO) in 8 starts.

## SINGLE-GAME CAREER HIGHS

IP: 7.0 (5/14/22, ROM vs. WS)  
 SO: 10 (6/1/22, ROM vs. BG)  
 BB: 3 (2x, last: 8/24/22, MIS at BIR)  
 H: 10 (5/26/22, ROM at HV)  
 ER: 8 (9/11/21, ROM at ASH)

## MAJOR LEAGUE FIRSTS

Entering 2023, has not made his MLB debut.

## CAREER PITCHING STATS

YEAR	CLUB	W-L	ERA	G	GS	CG	SHO	SV	IP	H	R	ER	HR	BB	SO	BAA
2021	Augusta (A)	0-1	4.91	3	3	0	0	0/0	11.0	10	6	6	0	3	14	.250
	Rome (Hi-A)	0-1	24.00	1	1	0	0	0/0	3.0	9	8	8	4	0	6	.500
2022	Rome (Hi-A)	9-5	3.44	16	16	0	0	0/0	89.0	85	41	34	6	17	91	.245
	Mississippi (AA)	2-4	3.11	9	9	0	0	0/0	46.1	46	18	16	3	13	55	.258
	Gwinnett (AAA)	1-0	4.05	1	1	0	0	0/0	6.2	5	3	3	1	1	7	.200
Minor League Totals:		12-11	3.87	30	30	0	0	0/0	156.0	155	76	67	14	34	173	.255

DODD

**HT:** 6-2    **BORN:** 9/20/95 in Miami, FL (Opening Day Age: 27)  
**WT:** 205    **PRO SEASON:** 6th (0.007 MLB Service Time)  
**B/T:** R/R    **ACQUIRED:** Claimed off waivers from Miami (6/1/22)

### 2022 RECAP

- **With Gwinnett:** Claimed off waivers from Miami by Atlanta on 6/1 and assigned to Gwinnett, where he spent the remainder of the season ... Joined the Stripers on 6/4 ... **6/23 at NAS:** Blasted his first homer with Gwinnett (solo, 428 feet to LF off RHP Alec Bettinger) and was a triple shy of cycle (3-for-4, 1 2B, 1 HR, 2 R, 2 RBI) ... **7/1 at NOR:** Started 5-4-3 triple play, the sixth in Gwinnett history.
- **With Jacksonville:** Opened with Triple-A Jacksonville, batting .242 (6 2B, 2 HR, 9 RBI, 2 SB, .778 OPS) in 20G ... **4/24 vs. GWN:** Hit his first homer of the year against the Stripers (2-run, off Huascar Ynoa).
- **With Miami:** Had his contract selected by the Marlins on 5/7 and made his MLB debut at San Diego, homering in his first career at-bat (solo, off LHP Sean Manaea) and finishing 2-for-4 ... In 3G overall, hit .300 (3-for-10, 1 2B, 1 HR, 2 R, 1 RBI) ... Designated for Assignment on 5/29.

### TRANSACTIONS

Selected by the Miami Marlins in the second round (51st overall) of the 2017 June draft out of North Carolina State University (Raleigh, NC) ... Claimed by the Atlanta Braves off waivers from Miami (6/1/22).

### AWARDS & HONORS

Florida State League Player of the Week (4/15/18) ... Southern League Player of the Week (8/19/18).

### CAREER NOTABLES

- **2021:** After not playing in 2020, made his Triple-A debut with Jacksonville ... **7/29 at CLT:** Posted his second career multi-homer game (2-for-4, 2 HR, 3 RBI) ... **July:** Launched 4 of his 8 homers in 19G during the month, batting .254/.353/.508 with 15 RBI.
- **2018:** Set career highs in homers (14), RBI (70), and runs (64) in 127G between High-A Jupiter and Double-A Jacksonville ... Combined to bat .239/.303/.380.
- **Winter Ball:** Played for Escogido in the Dominican Winter League in 2019-20, 2020-21, and 2021-22 ... Combined to bat .259 (36-for-139, 11 2B, 1 3B, 3 HR, 18 RBI, .746 OPS) over the 3 seasons.
- **College:** Over 3 years with NC State (2015-17), hit .268 (177-for-660, 42 2B, 4 3B, 29 HR, 132 RBI, .810 OPS) in 178G ... Homered 18 times and slashed .287/.368/.632 over 61G in his final season.
- **Summer Ball:** Played for Harwich in the Cape Cod League in 2016, earning selection to the Year-End All-League Team (.326, 5 HR, 24 RBI in 34G).
- **Bloodlines:** Is the nephew of 3-time American League Most Valuable Player Alex Rodriguez.

### SINGLE-GAME CAREER HIGHS

**H:** 4 (8/15/18, JAX at PNS)  
**HR:** 2 (2x, last: 7/29/21, JAX at CLT)  
**RBI:** 4 (3x, last: 7/24/21, JAX vs. NAS)  
**R:** 3 (6x, last: 7/31/21, JAX at CLT)  
**SB:** 2 (8/14/22, GWN at NAS)

### MAJOR LEAGUE FIRSTS

**GAME:**  
 5/7/22, MIA at SD (2-4, 1 2B, 1 HR, 2 R, 1 RBI)  
**HIT:**  
 5/7/22, MIA at SD (solo homer off LHP Sean Manaea)  
**HOME RUN:**  
 5/7/22, MIA at SD (solo, off LHP Sean Manaea)

### CAREER HITTING STATS

YEAR	CLUB	AVG	G	AB	R	H	2B	3B	HR	RBI	BB	SO	SB	OBP	SLG
2017	GCL Marlins (Rk)	.375	5	16	4	6	3	0	1	3	3	4	0	.476	.750
	Jupiter (Hi-A)	.364	3	11	1	4	2	0	0	1	2	4	0	.462	.545
2018	Jupiter (Hi-A)	.263	66	243	39	64	8	1	7	42	20	54	2	.326	.391
	Jacksonville (AA)	.212	61	217	25	46	13	0	7	28	16	71	0	.276	.369
2019	Jacksonville (AA)	.242	130	462	44	112	25	1	5	42	38	119	2	.314	.333
2021	Jupiter (A)	.143	5	14	0	2	0	0	0	0	0	7	0	.200	.143
	Jacksonville (AAA)	.201	64	204	20	41	9	1	8	32	17	70	0	.276	.373
2022	Jacksonville (AAA)	.242	20	66	15	16	6	0	2	9	10	27	2	.354	.424
	MIAMI (MLB)	.300	3	10	2	3	1	0	1	1	0	3	0	.364	.700
	Gwinnett (AAA)	.205	70	229	28	47	12	1	4	15	27	78	4	.300	.319
Minor League Totals:		.231	424	1462	176	338	78	4	34	172	133	434	10	.307	.360
Major League Totals:		.300	3	10	2	3	1	0	1	1	0	3	0	.364	.700



**HT:** 6-2    **BORN:** 5/19/99 in Decatur, TX (Opening Day Age: 23)  
**WT:** 220    **PRO SEASON:** 3rd (0.040 MLB Service Time)  
**B/T:** R/R    **ACQUIRED:** Braves 5th Round Pick in 2020 (University of Texas)

### 2022 RECAP

- **With Gwinnett:** Was on the Stripers' Opening Night roster for the first time in his career, but didn't pitch before having his contract selected by Atlanta on 4/12 ... Optioned back to Gwinnett on 5/1 and went on to spend 4 stints in Triple-A (5/1-8/5, 8/7-8/12, 8/15-9/2, 9/4-9/18) ... Tied for the team lead in wins (6), finished among team leaders in strikeouts (2nd, 97), innings (2nd, 105.0), quality starts (2nd, 9), and starts (T-2nd, 17) ... **7/2-9/13:** Over his final 8G (7 starts), went 3-1 with a 2.70 ERA (14 ER in 46.2 IP), 1.11 WHIP, and .224 BAA.
- **He Goes to Eleven:** On 5/18 vs. Memphis, he set a career high with 11 strikeouts over 7.0 IP (5 H, 3 ER, 1 HR, 1 BB) for his first Triple-A victory of the season as the Stripers won 4-3.
- **Great in Eight:** Had a pair of 8.0-inning starts, the longest of his MiLB career and the 2 longest outings for the Stripers all year, on 5/30 vs. Louisville (2 H, 0 R, 1 BB, 8 SO in 2-0 win) and 7/9 vs. Charlotte (6 H, 3 R, 3 ER, 1 HR, 2 BB, 4 SO in 5-3 win) ... In the 5/30 outing, had a no-hitter through 6.1 IP ... In the 7/9 outing, became the lone Gwinnett pitcher to win back-to-back starts in 2022.
- **With Atlanta:** In 10G (9 starts) over 5 stints during his MLB debut, went 2-4 with a 3.17 ERA, 1.24 WHIP, and .222 BAA ... **4/12 vs. WSH:** Won his debut start (5.2 IP, 6 H, 3 ER, 2 HR, 0 BB, 4 SO) in the Braves' 16-4 rout, becoming the 107th former Gwinnett player to reach the Majors and the first Braves starter to win his debut since Ian Anderson (8/26/20 at NYY) ... **8/6 at NYM:** Returned as the 27th man for a doubleheader, appeared in relief in G1 (2.1 IP, 5 H, 3 ER, 1 HB, 2 SO) ... **8/14 vs. MIA:** Posted his first MLB quality start (ND, 7.0 IP, 1 ER, 10 SO in 3-1 win) ... **9/3 vs. MIA:** Recalled to start against Miami again (ND, 6.0 IP, 2 H, 0 R, 2 BB, 6 SO in 2-1 win) ... **9/21-10/3:** Recalled for the fourth time and made 3 starts to end the year, going 1-1 with a 2.29 ERA (5 ER in 19.2 IP), 1.02 WHIP, and .219 BAA ... **9/26 at WSH:** Threw the first 9.0-inning complete-game shutout of his pro career (6 H, 1 BB, 6 SO in 8-0 win), the first CG SHO by a Braves rookie since 1990 (Steve Avery and Paul Marak each did it).

### GWINNETT CAREER

In 2 seasons (2021-22), is 8-8 with a 3.88 ERA (61 ER in 141.2 IP), 1.15 WHIP, .212 BAA, and 137 strikeouts in 25G (24 starts) ... In 2021, was the first member of Atlanta's 2020 draft class to reach the Triple-A level.

### TRANSACTIONS

Selected by the Atlanta Braves in the 5th round (156th overall) of the 2020 June draft out of the University of Texas (Austin, TX).

### CAREER PITCHING STATS

YEAR	CLUB	W-L	ERA	G	GS	CG	SHO	SV	IP	H	R	ER	HR	BB	SO	BAA
2021	Rome (Hi-A)	2-1	2.60	9	9	0	0	0/0	45.0	38	17	13	2	20	55	.224
	Mississippi (AA)	7-1	3.21	9	9	1	0	0/0	56.0	39	20	20	7	17	60	.198
	Gwinnett (AAA)	2-3	2.21	7	7	0	0	0/0	36.2	18	10	9	1	20	40	.143
2022	Gwinnett (AAA)	6-5	4.46	18	17	0	0	0/0	105.0	93	55	52	14	32	97	.234
	ATLANTA (MLB)	2-4	3.17	10	9	1	1	0/0	54.0	44	19	19	4	23	47	.222
Minor League Totals:		17-10	3.49	43	42	1	0	0/0	242.2	188	102	94	24	89	252	.211
Major League Totals:		2-4	3.17	10	9	1	1	0/0	54.0	44	19	19	4	23	47	.222

### AWARDS & HONORS

Double-A South Pitcher of the Week (7/11/21) ... Double-A South Pitcher of the Month (July 2021) ... Atlanta Braves MiLB Pitcher of the Year (2021) ... MiLB.com Braves Organization All-Star (2021).

### CAREER NOTABLES

- **2021:** In his pro debut, earned the Braves' Phil Niekro Award for MiLB Pitcher of the Year after going 11-5 with a 2.75 ERA, 1.10 WHIP, and .193 BAA in 25 starts across three levels ... Ranked among MiLB pitching leaders in innings (1st, 137.2), starts (T-2nd), wins (T-6th), and strikeouts (10th, 155) ... **5/4 at WS:** Was High-A Rome's Opening Night starter (ND, 4.2 IP, 7 H, 5 ER, 4 BB, 6 SO) ... Joined Double-A Mississippi on 6/29 ... **7/10 vs. PNS:** Pitched 7.0 hitless innings and combined with Daysbel Hernandez (2.0 IP, 0 H) on a no-hitter in a 6-0 victory ... **7/5-7/11:** Named Double-A South Pitcher of the Week for 7/5-7/11 (2-0, 0.75 ERA, .061 BAA in 2 starts) ... **July:** Named Double-A South Pitcher of the Month (4-1, 2.73 ERA, .140 BAA in 5 starts) ... Joined Triple-A Gwinnett on 8/17 ... **8/20 at LOU:** Made his Triple-A debut (win, 5.0 IP, 3 H, 2 ER, 3 BB, 6 SO in 10-5 win) ... **9/9 at COL:** Logged 7.0 IP (1 H, 0 R, 2 BB, 7 SO) for the win, combining with Thomas Burrows and Yoan Lopez on one-hit shutout (Stripers won 1-0).
- **College:** In three college seasons with the Texas Longhorns (2018-20), went 10-6 with a 3.42 ERA, two saves, and 149 strikeouts in 144.2 innings spanning 39 games (18 starts) ... Named to the 2020 Collegiate Baseball Newspaper All-America Second Team ... Named to the All-Big 12 Second Team in 2019.
- **Summer Ball:** Played for Wareham of the Cape Cod League in 2019, made three starts going 0-1 with a 4.15 ERA.

### SINGLE-GAME CAREER HIGHS

**IP:** 9.0 (9/26/22, ATL at WSH)  
**SO:** 11 (5/18/22, GWN vs. MEM)  
**BB:** 6 (4/24/22, ATL vs. MIA)  
**H:** 9 (2x, last: 6/10/22, GWN at JAX)  
**ER:** 6 (2x, last: 5/24/22, GWN at NOR)

### MAJOR LEAGUE FIRSTS

**GAME:** 4/12/22, ATL vs. WSH (5.2 IP, 6 H, 3 ER, 0 BB, 4 SO)  
**STRIKEOUT:** 4/12/22, ATL vs. WSH (Yadiel Hernandez, looking)  
**WIN:** 4/12/22, ATL vs. WSH (win, 5.2 IP, 6 H, 3 ER in 16-4 win)

**HT:** 6-3    **BORN:** 5/20/96 in Dallas, TX (Opening Day Age: 26)  
**WT:** 240    **PRO SEASON:** 7th (0.160 MLB Service Time)  
**B/T:** R/R    **ACQUIRED:** Braves Minor League Free Agent (3/30/22)

### 2022 RECAP

- **With Gwinnett:** Ranked among Gwinnett relief leaders in holds (1st, 8), strikeouts (2nd, 63), games (2nd, 43), innings (2nd, 46.1), and saves (T-2nd, 3) in his first season with the club ... Stranded 13 of 16 inherited runners (81.3%) ... **4/29 vs. NOR:** Earned lone win of the year, tossing 2.0 IP (0 H, 0 R, 0 BB, 4 SO) as part of combined 4-hit shutout in an 8-0 victory ... **5/28 at NOR:** Struck out D.J. Stewart to leave bases loaded for his first save of the year (0.2 IP, 0 H, 0 R in 7-4 win) ... **5/30 vs. LOU:** Combined with Bryce Elder on a 2-hit shutout, locking down the save (1.0 IP in 2-0 win) ... **8/13 at NAS:** Earned third save (1.0 IP, 2 H, 1 R, 0 ER in 7-6 win).
- **Scoreless Streaks:** Had 3 scoreless streaks of at least 5G, including 4/29-5/15 (5G, 7.0 IP, 2 H, 1 BB, 14 SO, .087 BAA), 6/8-7/1 (season-best 7G, 7.1 IP, 2 H, 1 BB, 11 SO, .083 BAA), and 7/10-7/26 (5G, 5.2 IP, 1 H, 3 BB, 5 SO, .063 BAA).
- **40-Man:** Added to Atlanta's 40-man roster on 11/10.

### TRANSACTIONS

Selected by the Seattle Mariners in the 4th round of the 2017 June draft out of Dallas Baptist University ... Traded by the Mariners to the St. Louis Cardinals in exchange for RHP Sam Tuivailala (7/27/18) ... Signed by the Atlanta Braves as a minor league free agent (3/30/22).

### AWARDS & HONORS

California League Midseason All-Star (2018) ... Arizona Fall League Rising Stars Game (2019).

### CAREER NOTABLES

- **MLB Career:** Pitched for the St. Louis Cardinals from 2020-21, going 1-0 with a 4.63 ERA (12 ER in 23.1 IP) and .282 BAA over 23G ... Struck out 5 over 2.1 hitless innings in his MLB debut on 8/16/20 at the Chicago White Sox ... Earned a win in his 3rd career appearance on 8/20 vs. Cincinnati (1.0 IP, 1 H, 0 R, 3 BB, 1 SO).
- **Arizona Fall League:** Pitched for Glendale in 2019, going 0-1 with a 3.00 ERA (3 ER in 9.0 IP), 1 save, and a 12.00 SO/9.0 IP ratio (12 SO) in 8G ... In the Rising Stars Game, struck out 1 over 0.2 IP.
- **2018:** Combined to go 8-2 with a 2.13 ERA in 44G between the Seattle and St. Louis organizations ... Posted a 17G scoreless streak (19.2 IP) from 5/11-6/11.
- **MiLB Postseason:** Made the lone MiLB Postseason appearance of his career with Triple-A Memphis in 2018, logging 1.0 inning (1 H, 1 BB, 2 SO) in a 10-4 win over Fresno on 9/11 ... Was part of the Redbirds' Pacific Coast League championship team.
- **College:** Played 3 seasons at Dallas Baptist from 2015-17, going 3-2 with a 2.28 ERA (17 ER in 67.0 IP), 1.09 WHIP, and 11.0 SO/9.0 IP ratio (82 SO) ... Following his final season, was the team's career saves leader (26) ... In 2016, was a First Team All-Missouri Valley Conference relief pitcher.
- **Summer Ball:** Played for Falmouth of the Cape Cod League in 2016 and went 0-0 with a 2.63 ERA (4 ER in 13.2 IP) and 4 saves in 13G.

ELLEDGE

### SINGLE-GAME CAREER HIGHS

**IP:** 4.0 (8/27/19, MEM at NO)  
**SO:** 5 (5x, last: 8/16/20, STL at CWS)  
**BB:** 3 (3x, last: 8/19/21, MEM vs. NAS)  
**H:** 6 (6/25/19, MEM vs. NAS)  
**ER:** 6 (6/19/21, MEM at IND)

### MAJOR LEAGUE FIRSTS

**GAME:** 8/16/20, STL at CWS (2.1 IP, 0 H, 0 R, 0 BB, 5 SO)  
**STRIKEOUT:** 8/16/20, STL at CWS (Edwin Encarnacion)  
**WIN:** 8/20/20, STL vs. CIN (1.0 IP, 1 H, 0 R in 5-4 win)

### CAREER PITCHING STATS

YEAR	CLUB	W-L	ERA	G	GS	CG	SHO	SV	IP	H	R	ER	HR	BB	SO	BAA
2017	Everett (SS-A)	0-0	4.50	4	0	0	0	0/0	4.0	2	2	2	0	2	7	.154
	Clinton (A)	3-0	3.00	15	0	0	0	5/7	21.0	14	8	7	1	6	35	.182
2018	Modesto (Hi-A)	5-1	1.17	31	0	0	0	9/9	38.1	18	10	5	1	15	54	.140
	Springfield (AA)	3-1	4.32	13	0	0	0	4/6	16.2	13	10	8	3	6	20	.220
2019	Springfield (AA)	3-3	3.78	26	0	0	0	3/7	33.1	34	15	14	3	13	43	.276
	Memphis (AAA)	3-1	4.72	21	3	0	0	0/0	34.1	28	18	18	3	19	32	.233
2020	ST. LOUIS (MLB)	1-0	4.63	12	0	0	0	0/0	11.2	11	6	6	2	8	14	.262
2021	Memphis (AAA)	2-2	6.56	30	0	0	0	2/6	35.2	44	28	26	3	22	46	.299
	ST. LOUIS (MLB)	0-0	4.63	11	0	0	0	0/0	11.2	13	6	6	1	7	11	.302
2022	Gwinnett (AAA)	1-5	3.88	43	0	0	0	3/5	46.1	35	23	20	3	16	63	.211
Minor League Totals:		20-13	3.92	183	3	0	0	26/40	229.2	188	114	100	17	99	300	.225
Major League Totals:		1-0	4.63	23	0	0	0	0/0	23.1	24	12	12	3	15	25	.282

# JOSHUA FUENTES



**HT:** 6-2    **BORN:** 2/19/93 in Rancho San Margarita, CA (Opening Day Age: 30)  
**WT:** 222    **PRO SEASON:** 10th (1.155 MLB Service Time)  
**B/T:** R/R    **ACQUIRED:** Braves Minor League Free Agent (12/31/22)

## 2022 RECAP

- **With Buffalo:** Began the year with Toronto's Triple-A affiliate, logging 29G with Buffalo ... Saw time defensively at third base (16G), shortstop (9G), and first base (2G) ... Hit .162 before being released on 5/23.
- **Mexican League:** Signed with Leones de Yucatan of the independent Mexican League on 6/15 ... In 41G, hit .299 (43-for-144, 10 2B, 10 HR, 30 R, 27 RBI, 1 SB, .941 OPS).

## TRANSACTIONS

Signed by the Colorado Rockies as a non-drafted free agent (6/11/14) ... Signed by the Toronto Blue Jays as a minor league free agent (4/2/22) ... Signed by the Atlanta Braves as a minor league free agent (12/31/22).

## AWARDS & HONORS

South Atlantic League Player of the Week (5/22/16) ... California League Player of the Week (9/4/16) ... Eastern League Player of the Week (7/23/17, 8/6/17) ... Eastern League Player of the Month (8/2017) ... Eastern League Postseason All-Star (2017) ... Pacific Coast League Mid-season All-Star (2018) ... Triple-A All-Star Game Top Star, PCL (2018) ... Pacific Coast League Postseason All-Star, Rookie of the Year, and Most Valuable Player (2018) ... MiLB.com Colorado Rockies Organization All-Star (2018) ... National League Player of the Week (5/16/21).

## SINGLE-GAME CAREER HIGHS

**H:** 5 (5/24/16, ASH vs. GVL)  
**HR:** 2 (2x, last: 9/19/21, ABQ at SUG)  
**RBI:** 6 (9/23/21, ABQ vs. RNO)  
**R:** 4 (5/24/16, ASH vs. GVL)  
**SB:** 1 (32x, last: 5/7/22, BUF vs. DUR)

## MAJOR LEAGUE FIRSTS

**GAME:** 4/6/19, COL vs. LAD (PH, 1-1, 1 R)  
**HIT:** 4/6/19, COL vs. LAD (single off Yimi Garcia)  
**HOME RUN:** 9/12/19, COL vs. STL (solo off Miles Mikolas)

## CAREER NOTABLES

- **2021:** Made the Rockies' Opening Day roster and spent 3 stints with the club (4/1-7/29, 8/25, 9/4-9/8) ... **5/10-5/16:** Named the NL Player of the Week (.500, 11-for-22, 3 2B, 2 HR, 6 R, 13 RBI), making him the first Rockie to win the award since Daniel Murphy (7/14/19) ... **5/12-5/15:** Had 5-straight multi-RBI games, tied for the longest streak in Colorado history (Charlie Blackmon in 2017, Dante Bichette in 1995) ... **June:** Named the Sports Info Solutions Defensive Player of the Month (10 defensive runs saved at third base) ... Also logged 49G with Triple-A Albuquerque ... **9/23 vs. RNO:** Hit for the cycle, including a grand slam (4-for-4, 1 2B, 1 3B, 1 HR, 3 R, 6 RBI).
- **2020:** Made his first career MLB Opening Day roster with Colorado, but did not play before being optioned on 8/5 ... Led all MLB first basemen with 8 defensive runs saved ... His .306 average ranked 16th in the NL.
- **2019:** Played 24G across 2 stints during his MLB debut with Colorado, batting .218 ... Also logged 101G with Triple-A Albuquerque, setting a career high with 17 homers ... **4/6 vs. LAD:** In his first MLB game, became the seventh Rockies player to record a hit when making his debut as a pinch-hitter ... **September:** Hit all 3 of his big-league homers on the year, batting .323 (10-for-31) with 7 RBI.
- **2018:** In his Triple-A debut with Albuquerque, was named the Pacific Coast League Rookie of the Year and Most Valuable Player ... Was the fifth in PCL history to win ROY and MVP in the same season ... Set the Isotopes record for hits (180) ... Ranked among PCL leaders in hits (1st), runs (1st, 93), doubles (1st, 39), triples (2nd, 12), RBI (3rd, 95), and batting (6th, .327) ... Was the MVP Of the Triple-A All-Star Game (2-for-3, 1 HR, 2 RBI).
- **Arizona Fall League:** Played 21G for Salt River in 2018, batting .301 (25-for-83, 4 2B, 1 3B, 34 HR, 16 R, 10 RBI, 1 SB).
- **2017:** Made his Double-A debut with Hartford and was named to the Eastern League Postseason All-Star Team ... Ranked among leaders in triples (T-1st, 7), batting (3rd, .307), SLG (3rd, .517), and total bases (8th, 214).
- **MiLB Postseason:** All 6 of his career games came with Class-A Asheville in 2015 ... Hit .316 (6-for-19, 2 2B, 1 R, 2 RBI)
- **Amateur:** Attended Missouri Baptist University (St. Louis, MO) and Saddleback College (Mission Viejo, CA) ... Played 1 season for Mankato of the Northwoods League in 2013 (.264, 5 HR, 34 RBI, 7 SB in 50G).

## CAREER HITTING STATS

YEAR	CLUB	AVG	G	AB	R	H	2B	3B	HR	RBI	BB	SO	SB	OBP	SLG
2014	Tri-City (SS-A)	.260	41	150	20	39	7	0	1	16	13	39	6	.335	.327
2015	Asheville (A)	.252	93	337	45	85	24	1	6	42	29	64	7	.322	.383
2016	Asheville (A)	.398	28	93	18	37	14	0	4	20	4	22	2	.442	.667
	Modesto (Hi-A)	.278	77	291	44	81	15	4	9	44	16	54	1	.342	.450
2017	Hartford (AA)	.307	122	414	48	127	28	7	15	72	24	92	8	.352	.517
2018	Albuquerque (AAA)	.327	135	551	93	180	39	12	14	95	21	103	3	.354	.517
2019	Albuquerque (AAA)	.254	101	402	66	102	23	2	17	64	25	118	1	.298	.448
	COLORADO (MLB)	.218	24	55	8	12	1	0	3	7	1	20	1	.232	.400
2020	COLORADO (MLB)	.306	30	98	14	30	7	0	2	17	2	29	1	.320	.439
2021	Albuquerque (AAA)	.269	49	193	29	52	12	2	9	32	11	43	1	.324	.492
	COLORADO (MLB)	.225	95	271	30	61	11	1	7	33	12	65	0	.257	.351
2022	Buffalo (AAA)	.162	29	105	11	17	1	0	1	5	4	43	1	.205	.200
Minor League Totals:		.284	675	2536	374	720	163	28	76	390	147	578	30	.333	.460
Major League Totals:		.243	149	424	52	103	19	1	12	57	15	114	2	.269	.377

# DOMINGO GONZALEZ

RHP

HT: 5-11 BORN: 9/27/99 in San Francisco de Macoris, D.R. (Opening Day Age: 23)  
WT: 198 PRO SEASON: 5th (0.000 MLB Service Time)  
B/T: R/R ACQUIRED: Braves Rule 5 Selection (MiLB Phase, 12/7/22)

## 2022 RECAP

- **In MiLB:** In his last season in the Pittsburgh organization, pitched for both High-A Greensboro and Double-A Altoona ... Combined to go 9-3 with a 4.90 ERA (57 ER in 104.2 IP) and .250 BAA in 29G (11 starts).
- **With Greensboro:** Spent the majority of the year with the Grasshoppers, logging 28G ... Led the team in wins (9), ranked third in innings (101.2) and strikeouts (99) ... Went 2-0 with a 2.96 ERA (8 ER in 24.1 IP) and a .189 BAA in 7G (3 starts) during the day ... As a reliever, was 7-1 with a 3.67 ERA (23 ER in 56.1 IP) and .225 BAA in 17G ... Had a sub-3.00 ERA in both July (2-0, 2.25 ERA in 6G) and August (2-1, 2.95 ERA in 6G).
- **With Altoona:** Promoted for his Double-A debut on 9/16 and pitched once in relief with the Curve, 9/16 vs. Reading (3.0 IP, 2 H, 1 ER, 3 BB, 4 SO).

## TRANSACTIONS

Signed by the Pittsburgh Pirates as a non-drafted free agent (6/13/18) ... Selected by the Atlanta Braves from the Pirates during the MiLB phase of the 2022 Rule 5 Draft (12/7/22).

## AWARDS & HONORS

None entering 2023.

## CAREER NOTABLES

- **2021:** Between Class-A Bradenton and High-A Greensboro, went 5-5 with a 4.95 ERA (48 ER in 87.1 IP) and a .257 BAA ... Ranked fourth among all Pirates minor leaguers in strikeouts (104) ... **July:** Went 1-0 with a 0.90 ERA (2 ER in 20.0 IP) and a .141 BAA in 4G (2 starts).
- **MiLB Postseason:** Made his Postseason debut with High-A Greensboro in 2021, pitching once in relief (0-1, 3.00 ERA, 1 ER in 3.0 IP, .250 BAA).
- **2019:** Across 3 levels of the Pirates organization, going 7-3 with a 2.09 ERA (16 ER in 69.0 IP) and .184 BAA in 17G (9 starts) between the DSL Pirates, GCL Pirates, and Short-A West Virginia ... Ranked seventh in the Gulf Coast League in strikeouts (84) ... **June:** Went 5-0 with a 0.36 ERA (1 ER in 25.1 IP), .146 BAA, and 1 save (1-for-1) in 7G.
- **2018:** Made his professional debut in the Dominican Summer League.

GONZALEZ

## SINGLE-GAME CAREER HIGHS

IP: 6.0 (7x, last: 7/1/22, GBO at HIC)  
SO: 10 (2x, last: 7/15/21, BRD at DBT)  
BB: 5 (4/27/22, GBO at ROM)  
H: 9 (2x, last: 4/21/22, GBO vs. ABD)  
ER: 6 (2x, last: 4/21/22, GBO vs. ABD)

## MAJOR LEAGUE FIRSTS

Entering 2023, has not made his MLB debut.

## CAREER PITCHING STATS

YEAR	CLUB	W-L	ERA	G	GS	CG	SHO	SV	IP	H	R	ER	HR	BB	SO	BAA
2018	DSL Pirates (Rk)	2-3	5.84	16	0	0	0	3/4	24.2	28	20	16	0	15	18	.292
2019	DSL Pirates (Rk)	5-0	0.36	7	0	0	0	1/1	25.1	12	1	1	0	3	33	.146
	GCL Pirates (Rk)	1-3	3.58	9	8	0	0	0/0	37.2	30	19	15	1	14	43	.211
	West Virginia (SS-A)	1-0	0.00	1	1	0	0	0/0	6.0	3	0	0	0	1	8	.150
2021	Bradenton (A)	3-3	3.72	12	8	0	0	0/0	48.1	38	27	20	8	20	69	.215
	Greensboro (Hi-A)	2-2	6.46	8	6	0	0	0/0	39.0	48	28	28	12	17	35	.306
2022	Greensboro (Hi-A)	9-3	4.96	28	11	0	0	0/1	101.2	99	59	56	13	42	99	.252
	Altoona (AA)	0-0	3.00	1	0	0	0	0/0	3.0	2	1	1	0	3	4	.182
Minor League Totals:		23-14	4.32	82	34	0	0	4/6	285.2	260	155	137	34	115	309	.241



**HT:** 6-3    **BORN:** 1/5/01 in Orlando, FL (Opening Day Age: 22)  
**WT:** 180    **PRO SEASON:** 4th (0.057 MLB Service Time)  
**B/T:** R/R    **ACQUIRED:** Braves 11th Round in 2019 (Hagerty High School, FL)

### 2022 RECAP

- **Prospecting:** Entered the year ranked Atlanta's No. 7 prospect by MLB.com ... Graduated from the rankings by season's end.
- **With Atlanta:** After just 227G in his Minor League career (and none above Double-A), had his contract selected by Atlanta on 8/10 ... Made his MLB debut with the Braves, batting .291 in 41G ... Reached base in 13 of his first 14G, the first Brave to do so since Tommy La Stella in 2014 ... Hit .420 (21-for-50) in his first 14G, the best mark by a Braves rookie through 14G since George Jackson in 1911 (.456, 26-for-57) ... Had 8 multi-hit efforts in his first 14G, tied for the most through 14G in modern-era Braves history (George Jackson had 8 in 1911) ... Scored a run in each of his first 6G ... **8/10 at BOS:** Made his MLB debut at Fenway Park and blasted a 2-run homer for his first career hit, finishing 2-for-4 with 2 RBI and 1 stolen base ... **8/14 at MIA:** Became the first player in Braves modern-era franchise history to score a run in each of his first 4G ... **9/6 at OAK:** Tied his pro career high with 4 hits (all singles, 4-for-5, 2 RBI) ...
- **MLB Postseason:** Made his MLB Postseason debut in the NLDS, going 0-for-3 with 3 strikeouts in 2G.
- **In MiLB:** Earned the Braves' Hank Aaron Award for MiLB Player of the Year ... Between High-A Rome and Double-A Mississippi, combined to bat .324 (126-for-389, 20 2B, 2 3B, 14 HR, 72 R, 67 RBI, 27 SB) in 96G ... Ranked among Braves MiLB leaders in batting (1st), SLG (1st, .494), OPS (1st, .899), OBP (2nd, .405), hits (3rd, 126), RBI (4th), total bases (4th, 192), extra-base hits (6th, 36), and homers (T-8th) ... **5/27-7/23:** Across the 2 levels, posted a 45-game on-base streak, batting .362 (54-for-149, 11 2B, 7 HR, 39 R, 30 RBI, 14 SB, 14 BB, .444 OBP, .577 SLG, 1.021 OPS).
- **With Rome:** Opened the year with the R-Braves ... Despite playing in just 74G, was selected to the South Atlantic League Postseason All-Star Team ... Earned the SAL Player of the Week award for 6/14-/6/19 (.516, 16-for-31, 5 2B, 2 HR, 14 R, 17 RBI, 3 SB, 1.430 OPS in 6G) ... **6/16 at ASH:** Set career highs for homers (2), runs (5), and RBI (8), hitting a pair of grand slams in a 22-1 rout.
- **With Mississippi:** Promoted for his Double-A debut on 7/12 ... Hit safely in 19 of 22G with the M-Braves from 7/12-8/9, batting .363 with a Southern League-high 33 hits ... In his first week, batted .462 (12-for-26, 1 3B, 1 HR, 3 R, 5 RBI, 3 SB) ... On 8/10, became the 23rd player all-time to be promoted straight to Atlanta from Mississippi (Michael Harris II also did it on 5/28).

### TRANSACTIONS

Selected by the Atlanta Braves in the 11th round of the 2019 June draft out of Hagerty High School (Oviedo, FL).

### AWARDS & HONORS

MiLB.com Atlanta Braves Organization All-Star (2021) ... South Atlantic League Player of the Week (6/19/22) ... South Atlantic League Postseason All-Star (2022) ... Atlanta Braves Hank Aaron Award for MiLB Player of the Year (2022).

### CAREER NOTABLES

- **2021:** Split the year between Class-A Augusta and High-A Rome, combining to bat .319 (101-for-317, 17 2B, 4 3B, 7 HR, 64 R, 43 RBI, 16 SB) in 87G ... Named a Braves Organization All-Star by MiLB.com.
- **2020:** Was a member of the Braves' 60-player pool and spent the season at the Alternate Training Site at Coolray Field.
- **2019:** Made his pro debut with the Gulf Coast League Braves ... Led the team in games played (44), runs scored (22), hits (46), total bases (64), doubles (7), and RBI (23) ... Named the GCL Braves Player of the Month for August after batting .333 (22-for-66) with 11 RBI.

### SINGLE-GAME CAREER HIGHS

**H:** 4 (5x, last: 9/6/22, ATL at OAK)  
**HR:** 2 (6/16/22, ROM at ASH)  
**RBI:** 8 (6/16/22, ROM at ASH)  
**R:** 5 (6/16/22, ROM at ASH)  
**SB:** 2 (5/6/22, ROM at GVL)

### MAJOR LEAGUE FIRSTS

**GAME:** 8/10/22, ATL at BOS (2-for-4, 1 HR, 2 R, 2 RBI, 1 SB)  
**HIT:** 8/10/22, ATL at BOS (2-run HR)  
**HOME RUN:** 8/10/22, ATL at BOS (2-run, off Darwinzon Hernandez)

### CAREER HITTING STATS

YEAR	CLUB	AVG	G	AB	R	H	2B	3B	HR	RBI	BB	SO	SB	OBP	SLG
2019	GCL Braves (Rk)	.288	44	160	22	46	7	1	3	23	16	27	3	.361	.400
2021	Augusta (A)	.311	75	280	52	87	15	4	5	33	34	49	13	.402	.446
	Rome (Hi-A)	.378	12	37	12	14	2	0	2	10	11	5	3	.519	.595
2022	Rome (Hi-A)	.312	74	298	62	93	17	1	11	55	32	40	20	.404	.487
	Mississippi (AA)	.363	22	91	10	33	3	1	3	12	4	14	7	.408	.516
	ATLANTA (MLB)	.291	41	141	24	41	6	0	5	18	11	34	5	.353	.440
Minor League Totals:		.315	227	866	158	273	44	7	24	133	97	135	46	.402	.465
Major League Totals:		.291	41	141	24	41	6	0	5	18	11	34	5	.353	.440

**HT:** 6-2    **BORN:** 1/9/92 in Audobon, PA (Opening Day Age: 31)  
**WT:** 235    **PRO SEASON:** 9th (1.055 MLB Service Time)  
**B/T:** R/R    **ACQUIRED:** Braves Minor League Free Agent (2/18/23)

## 2022 RECAP

- **Out of Action:** Did not pitch in 2022 after electing free agency at the end of 2021.

## TRANSACTIONS

Selected by the New York Yankees in the 19th round of the 2014 June draft out of University of Pittsburgh (Pittsburgh, PA) ... Traded by the Yankees to the Colorado Rockies in exchange for LHP Alfredo Garcia (7/31/19) ... Re-signed by the Rockies as a minor league free agent (12/11/20) ... Signed by the Minnesota Twins as a minor league free agent (7/2/21) ... Signed by the Atlanta Braves as a minor league free agent (2/18/23).

## AWARDS & HONORS

None entering 2023.

## CAREER NOTABLES

- **2021:** Between Triple-A Albuquerque (Colorado) and St. Paul (Minnesota), combined to go 0-1 with a 5.40 ERA (10 ER in 16.2 IP) in 19G ... Had his contract selected by the Rockies on 6/20, but did not pitch before being DFA'd on 6/22 ... After just 4 outings with the Saints, was placed on the 7-day IL on 7/18 and transferred to the 60-day IL on 8/31 (did not pitch after 7/16).
- **2020:** Had his contract selected from the Rockies Alternate Training Site on 8/2 ... Did not allow a run over 3.1 IP in 4G after making season debut on 8/10 vs. Arizona ... Placed on the 60-day IL on 8/24 (right elbow sprain).
- **2019:** Made his MLB debut, pitching for both the New York Yankees (9G) and Colorado Rockies (9G) ... Combined to go 1-0 with a 5.00 ERA (10 ER in 18.0 IP) in the Majors ... Also logged 31G at the Triple-A level with both Scranton/WB and Albuquerque, going 0-2 with a 4.93 ERA (19 ER in 34.2 IP) and 10 saves (10-for-11).
- **2018:** Finished tied for second among Yankees minor leaguers with a career-high 11 saves ... Also set career highs in appearances (43), innings pitched (59.1), and strikeouts (68) between Double-A Trenton and Triple-A Scranton/WB.
- **MiLB Postseason:** In 3 playoff trips with High-A Tampa (2016-17) and Triple-A Scranton/WB (2018), is 1-0 with a 1.23 ERA (1 ER in 7.1 IP) in 7G.
- **Winter Ball:** Appeared in just 4G with Toros del Este in the Dominican Winter League in 2018-19, going 0-0 with a 0.00 ERA (0 ER in 3.2 IP) and 2 saves.
- **College:** In 3 seasons at Pittsburgh (2012-14), went 7-3 with a 3.43 ERA (50 ER in 131.1 IP) and 9 saves in 55G (12 starts) ... Had a team-high 56 strikeouts in 2014.
- **Summer Ball:** Played for Hyannis of the Cape Cod League in 2013 (0-0, 1.50 ERA in 3G).

HARVEY

## SINGLE-GAME CAREER HIGHS

**IP:** 3.0 (4x, last: 6/7/18 SWB vs. DUR)  
**SO:** 4 (2x, last: 8/4/17, TAM at SLU)  
**BB:** 4 (6/2/19, SWB vs. LHV)  
**H:** 4 (2x, last: 4/24/18, SWB vs. COL)  
**ER:** 4 (7/4/21, STP vs. OMA)

## MAJOR LEAGUE FIRSTS

**GAME:** 4/10/19, NYY at HOU (2.0 IP, 1 H, 0 R, 1 BB, 3 SO)  
**STRIKEOUT:** 4/10/19, NYY at HOU (George Springer)  
**WIN:** 5/7/19, NYY vs. SEA (1.0 IP, 2 H, 0 R in 5-4 win)

## CAREER PITCHING STATS

YEAR	CLUB	W-L	ERA	G	GS	CG	SHO	SV	IP	H	R	ER	HR	BB	SO	BAA
2014	GCL Yankees (Rk)	0-0	0.00	2	1	0	0	1/1	2.1	2	0	0	0	2	3	.250
	Staten Island (SS-A)	0-2	1.96	13	0	0	0	1/2	18.1	16	6	4	1	3	16	.229
2015	Charleston (A)	1-1	4.24	15	0	0	0	8/8	17.0	20	9	8	0	8	21	.294
2016	GCL Yankees E (Rk)	0-1	0.84	4	4	0	0	0/0	10.2	6	1	1	0	0	5	.167
	GCL Yankees W (Rk)	0-0	0.00	1	1	0	0	0/0	2.0	0	0	0	0	0	0	.000
	Staten Island (SS-A)	0-0	1.04	6	0	0	0	0/0	8.2	11	1	1	0	4	14	.297
2017	Tampa (Hi-A)	1-0	1.05	18	0	0	0	4/5	25.2	13	3	3	2	8	29	.148
2018	Trenton (AA)	0-0	1.80	5	0	0	0	3/3	5.0	1	1	1	1	4	7	.063
	Scranton/WB (AAA)	3-2	1.66	38	0	0	0	8/11	54.1	33	11	10	1	21	61	.174
2019	Scranton/WB (AAA)	0-1	3.12	22	0	0	0	9/10	26.0	15	10	9	4	15	38	.161
	NY YANKEES (MLB)	1-0	4.50	9	0	0	0	0/0	10.0	11	6	5	1	7	11	.282
	Albuquerque (AAA)	0-1	10.38	9	0	0	0	1/1	8.2	12	10	10	5	5	10	.333
	COLORADO (MLB)	0-0	5.63	9	0	0	0	0/0	8.0	7	5	2	2	6	6	.241
2020	COLORADO (MLB)	0-0	0.00	4	0	0	0	0/0	3.1	3	0	0	0	0	2	.231
2021	Albuquerque (AAA)	0-0	2.63	15	0	0	0	0/0	13.2	12	4	4	2	9	20	.249
	St. Paul (AAA)	0-1	18.00	4	0	0	0	0/1	3.0	6	6	6	2	6	4	.400
Minor League Totals:		5-9	2.63	152	6	0	0	35/42	195.1	147	62	57	18	85	228	.207
Major League Totals:		1-0	4.22	22	0	0	0	0/0	21.1	21	11	10	3	13	19	.259

# DAYSBEL HERNANDEZ



**HT:** 6-1    **BORN:** 9/15/96 in Sandino, Cuba (Opening Day Age: 26)  
**WT:** 234    **PRO SEASON:** 4th (0.000 MLB Service Time)  
**B/T:** R/R    **ACQUIRED:** Braves Non-Drafted Free Agent (9/13/17)

## 2022 RECAP

- **Out of Action:** Did not pitch after undergoing h surgery in February ... Spent the entire year on Gwinnett's Injured List.

## GWINNETT CAREER

Was on Gwinnett's Opening Night roster in 2021 and made his Triple-A debut, logging 10 relief appearances across 2 stints ... **5/5/21-5/21/21:** Went 0-1 with a 9.64 ERA and .235 BAA in 5G ... **9/16/21-10/3/21:** Went 0-0 with a 5.40 ERA and .235 BAA in final 5G ... Also pitched at Coolray Field during the Braves Instructional League in October 2020.

## TRANSACTIONS

Signed by the Atlanta Braves as a non-drafted free agent (9/13/17).

## AWARDS & HONORS

MiLB.com Atlanta Braves Organization All-Star (2019).

## CAREER NOTABLES

- **2021:** Opened the year ranked Atlanta's No. 17 prospect by MLB.com, finished the season ranked No. 27 ... Combined to go 3-2 with a 3.83 ERA (18 ER in 42.1 IP), 1.28 WHIP, .208 BAA, and 3 saves (3-for-6) in 36G between Double-A Mississippi and Triple-A Gwinnett ... After opening the year with Gwinnett, was transferred to Mississippi on 5/25 ... **7/1-9/12:** Over 16G, posted a 1.33 ERA (3 ER in 20.1 IP) and .164 BAA ... **7/10 vs. PNS:** Tossed final 2.0 innings of a combined no-hitter (Bryce Elder threw 7.0 hitless IP) in a 6-0 M-Braves victory ... Promoted back to Gwinnett on 9/16.
- **2019:** Named an Atlanta Braves Organization All-Star by MiLB.com after going 5-2 with a 1.71 ERA, .184 BAA, 1.08 WHIP, and 7 saves (7-for-10) in 35G for High-A Florida ... Led the Fire Frogs in saves, wins, and appearances ... Selected as Florida's June Pitcher of the Month by Atlanta after going 2-0 with a 0.00 ERA, .132 BAA, and 0.79 WHIP in 6G (11.1 IP) ... Ended the season ranked the Braves' No. 20 prospect by MLB.com.
- **Arizona Fall League:** Played for Scottsdale in 2019, going 0-0 with a 4.76 ERA and 1 save in 8G.
- **2018:** Made his professional debut in the Braves system, going 2-2 with a 4.50 ERA, .206 BAA, 1.34 WHIP, and one save (1-for-2) in 21G between Class-A Rome and High-A Florida.
- **Cuban National Series:** Pitched for Pinar del Rio from 2014-16, going 0-0 with a 5.93 ERA over 14 relief appearances (13.2 IP).

## SINGLE-GAME CAREER HIGHS

**IP:** 3.1 (2x, last: 6/9/19, FLA at TAM)  
**SO:** 6 (7/2/19, FLA at DUN)  
**BB:** 4 (6/12/18, ROM at GVL)  
**H:** 4 (3x, last: 6/18/21, MIS vs. BIR)  
**ER:** 4 (5/18/21, GWN at NAS)

## MAJOR LEAGUE FIRSTS

Entering 2023, has not made his MLB debut.

## CAREER PITCHING STATS

YEAR	CLUB	W-L	ERA	G	GS	CG	SHO	SV	IP	H	R	ER	HR	BB	SO	BAA
2018	Rome (A)	1-0	3.33	13	0	0	0	1/1	24.1	15	9	9	0	15	26	.174
	Florida (Hi-A)	1-2	6.59	8	0	0	0	0/1	13.2	13	14	10	2	8	10	.260
2019	Florida (Hi-A)	5-2	1.71	35	0	0	0	7/10	52.2	34	14	10	2	23	70	.184
2021	Mississippi (AA)	3-1	2.76	26	0	0	0	3/5	32.2	23	12	10	3	16	46	.200
	Gwinnett (AAA)	0-1	7.45	10	0	0	0	0/1	9.2	8	8	8	1	7	12	.235
2022	DID NOT PITCH - Injured															
Minor League Totals:		10-6	3.18	92	0	0	0	11/18	133.0	93	57	47	8	69	164	.198

**HT:** 6-0    **BORN:** 3/22/96 in Conway, SC (Opening Day Age: 27)  
**WT:** 226    **PRO SEASON:** 9th (0.000 MLB Service Time)  
**B/T:** L/R    **ACQUIRED:** Braves Minor League Free Agent (8/13/22)

## 2022 RECAP

- **With Oakland Org:** Continued his transition from starter to relief specialist with Triple-A Las Vegas ... Made the lowest number of starts (3) in his professional career (min. 10G) ... Went 1-2 with a 8.27 ERA in 28G ... Allowed a .356 BAA, highest of his career ... Posted a 1.08 ERA (1 ER in 8.1 IP) in his 6 daytime outings ... Released by Oakland on 7/28.
- **With Atlanta Org:** Signed with the Braves on 8/13 ... In brief stints with High-Rome and the Florida Complex League Braves, combined to go 1-2 with an 8.44 ERA (3 ER in 3.2 IP) and a .214 BAA in 3G (1 start) ... Did not surrender a walk or a run in 2.0 IP with Rome.

## TRANSACTIONS

Selected by the Los Angeles Dodgers in the 1st round (22nd overall) of the 2014 June draft (Conway High School, SC) ... Traded by the Dodgers to the Oakland Athletics along with RHP Frankie Montas and RHP Jharel Cotton for OF Josh Reddick and RHP Rich Hill (8/1/16) ... Signed by the Atlanta Braves as a minor league free agent (8/13/22).

## AWARDS & HONORS

Midwest League Midseason All-Star (2015) ... Texas League Pitcher of the Week (7/30/17).

## SINGLE-GAME CAREER HIGHS

**IP:** 8.0 (2x, last: 9/3/17, MID at FRI)  
**SO:** 9 (5x, last: 8/9/19, MID vs. CC)  
**BB:** 6 (2x, last: 8/29/17, MID vs. SA)  
**H:** 12 (2x, 6/15/17, MID vs. CC)  
**ER:** 8 (2x, last: 8/4/17, MID vs. SA)

## MAJOR LEAGUE FIRSTS

Entering 2023, has not made his MLB debut.

## CAREER NOTABLES

- **2021:** Pitched the entire season for Triple-A Las Vegas and saw more relief appearances (29) than starts (7) for first time in career ... Set a career high for games (36) ... His 9.63 SO/9.0 IP ranked eighth in the Triple-A West (min. 60.0 IP).
- **2020:** Added to Oakland's 60-man pool on 6/29 and spent time at the Athletics' Alternate Training Site ... Was on the Taxi Squad for the final road trip of the season and postseason, but did not pitch.
- **2019:** Was with Double-A Midland for the majority of the season ... Placed on the IL from 5/1-5/21 (right shoulder impingement syndrome) ... **June:** Went 2-0 with a 1.42 ERA and did not allow a home run in 19.0 IP ... **8/31 vs. TAC:** Made his Triple-A debut with Las Vegas (start, ND, 4.2 IP, 6 H, 1 ER, 1 HR, 1 BB, 5 SO).
- **2018:** Missed a large chunk of the season (strained right shoulder) ... Activated off the IL on 8/29 and made 2 starts with High-A Stockton.
- **2017:** Spent entire season with Double-A Midland ... Led the Texas League in strikeouts (150) and finished tied for second in wins (11) ... **7/24-7/30:** Named TL Pitcher of the Week after going 2-0 with a 3.09 ERA (4 ER in 11.2 IP, 5 BB, 14 SO) in 2 starts.
- **2016:** Split time between the Dodgers and Athletics systems and finished among California League leaders in wins (T-1,11) and strikeouts (4th, 124).
- **2015:** Finished third in the Dodgers system in strikeouts (117) and had a 10.19 SO/9.0 IP ratio ... **5/9-5/25:** Did not allow a run in 16.0 IP ... Named to the Midwest League Midseason All-Star Team and pitched in the game on 6/23 at Peoria (0.2 IP, 1 SO) ... Rated as the Dodgers' No. 5 prospect following the season.
- **MiLB Postseason:** In 8G (6 starts), is 2-3 with a 5.79 ERA (18 ER in 28.0 IP) and .264 BAA ... Has pitched for Rookie-level Ogden (2014), Class-A Great Lakes (2015), Double-A Midland (2017), High-A Stockton (2018), Triple-A Las Vegas (2019), and High-A Rome (2022) ... Was part of Midland's Texas League Championship club in 2017.
- **Amateur:** Named the Gatorade Player of the Year in South Carolina following his senior year in 2014.

## CAREER PITCHING STATS

YEAR	CLUB	W-L	ERA	G	GS	CG	SHO	SV	IP	H	R	ER	HR	BB	H	BAA
2014	AZL Dodgers (Rk)	1-2	3.00	7	6	0	0	0/0	30.0	20	11	10	2	7	33	.187
	Ogden (Rk)	1-1	4.91	4	4	0	0	0/0	18.1	19	10	10	1	6	25	.271
2015	Great Lakes (A)	6-4	3.14	24	24	0	0	0/0	103.1	86	46	36	6	54	117	.229
2016	Rancho Cucu. (Hi-A)	8-4	4.02	20	18	0	0	1/1	105.1	103	60	47	6	43	100	.254
	Stockton (Hi-A)	3-3	6.91	6	5	0	0	0/0	28.2	44	25	22	4	10	24	.355
2017	Midland (AA)	11-12	4.49	29	24	0	0	0/0	148.1	149	82	74	15	61	150	.262
2018	Stockton (Hi-A)	0-0	4.50	2	2	0	0	0/0	6.0	4	4	3	1	2	8	.174
2019	Midland (AA)	6-5	3.31	22	16	0	0	0/1	81.2	71	34	30	9	27	76	.235
	Las Vegas (AAA)	0-0	1.93	1	1	0	0	0/0	4.2	6	1	1	1	1	5	.353
2021	Las Vegas (AAA)	1-2	8.01	36	7	0	0	0/2	66.1	99	62	59	11	40	71	.341
2022	Las Vegas (AAA)	1-2	8.27	38	3	0	0	0/0	37.0	57	34	34	10	14	26	.365
	FCL Braves (Rk)	0-1	16.20	1	1	0	0	0/0	1.2	2	3	3	0	1	1	.286
	Rome (Hi-A)	0-0	0.00	2	0	0	0	0/0	2.0	1	0	0	0	0	3	.143
Minor League Totals:		38-36	4.68	182	111	0	0	1/4	633.1	661	372	329	66	266	639	.269



# NICK HOWARD



**HT:** 6-4    **BORN:** 4/6/93 in Stamford, CT (Opening Day Age: 29)  
**WT:** 215    **PRO SEASON:** 8th (0.000 MLB Service Time)  
**B/T:** R/R    **ACQUIRED:** Braves Minor League Free Agent (2/14/23)

## 2022 RECAP

- **With Louisville:** Began his second season with the Bats, going 0-2 with a 10.80 ERA (16 ER in 13.1 IP) in 14G before being released by Cincinnati on 5/26.
- **Indy Ball:** Signed with New York Revolution of Independent Atlantic League on 6/4 ... Went 0-3 with a 3.91 ERA (10 ER in 23.0 IP) in 22G.

## TRANSACTIONS

Selected by the Cincinnati Reds in the first round (19th overall) of the 2014 June draft out of the University of Virginia (Charlottesville, VA) ... Signed by the Kansas City Royals as a minor league free agent (8/3/19) ... Signed by the Reds as a minor league free agent (3/27/21) ... Resigned by the Reds as a minor league free agent (11/19/22) ... Signed by the Atlanta Braves as a minor league free agent (2/14/23).

## AWARDS & HONORS

Arizona Fall League Rising Star (2014).

## CAREER NOTABLES

- **2021:** Logged a career-high 42G between Double-A Chattanooga and Triple-A Louisville, going 1-1 with a 4.50 ERA (22 ER in 44.0 IP), .197 BAA, and 8 saves (8-for-9) ... Finished third in Double-A South in saves (8) ... **May:** Had a dominant month with Chattanooga, posting a 0.00 ERA (0 ER in 9.2 IP) and .088 BAA in 8G.
- **2019:** Appeared in just 3G for Chattanooga before being released by the Reds on 6/22 ... Signed by Kansas City on 8/13 ... Assigned to Triple-A Omaha, but spent the duration on the injured list and did not pitch the remainder of the season.
- **2018:** Returned to the mound for the first time since 6/20/16 and pitched in 38G between High-A Daytona and Double-A Pensacola ... Combined to go 3-4 with a 5.13 ERA (30 ER in 52.2 IP) and 2 saves (2-for-2).
- **MiLB Postseason:** Appeared in 1G with Pensacola during the 2018 Southern League Playoffs (3.0 IP, 1 H, 1 R, 0 ER, 0 BB, 6 SO).
- **2017:** Missed the entire season with a right shoulder injury.
- **Arizona Fall League:** Pitched for Surprise in 2014, going 2-1 with a 4.43 ERA (10 ER in 20.1 IP) in 6G ... Named to the AFL Rising Stars team.
- **College:** Was a 2-way player at the University of Virginia from 2012-14, serving as the closer while platooning at 1B/DH ... Earned a pair of First-Team All-ACC selections ... Named ACC Player of the Week on 3/24/14 after going 8-for-16 as a hitter ... Set the ACC saves record in 2014 (20) ... Selected to the 2014 ACC All-Tournament team ... Named a third-team All-American by Louisville Slugger in 2014.
- **Summer Ball:** Played for Harwich of the Cape Cod League in 2013, going 1-2 with a 4.38 ERA (12 ER in 24.2 IP) over 5 starts.

## SINGLE-GAME CAREER HIGHS

**IP:** 5.0 (6x, last: 4/18/15, DBT vs. TAM)  
**SO:** 7 (5/5/15, DBT at LAK)  
**BB:** 6 (4/30/15, DBT at BRV)  
**H:** 8 (8/17/14, DAY vs. BG)  
**ER:** 8 (4/14/18, DBT vs. JUP)

## MAJOR LEAGUE FIRSTS

Entering 2023, has not made his MLB debut.

## CAREER PITCHING STATS

YEAR	CLUB	W-L	ERA	G	GS	CG	SHO	SV	IP	H	R	ER	HR	BB	SO	BAA	
2014	Dayton (A)	2-1	3.74	11	5	0	0	0/0	33.2	28	15	14	4	11	23	.233	
2015	Daytona (Hi-A)	3-2	6.63	24	5	0	0	2/3	38.0	34	32	28	0	50	31	.258	
2016	Daytona (Hi-A)	0-1	6.75	25	0	0	0	1/2	20.0	20	18	15	1	31	20	.263	
2017	DID NOT PITCH - INJURED (Shoulder)																
2018	Daytona (Hi-A)	1-4	6.23	26	0	0	0	2/2	34.2	37	29	24	4	27	27	.276	
	Pensacola (AA)	2-0	3.00	12	0	0	0	0/0	18.0	16	6	6	1	7	12	.239	
2019	Chattanooga (AA)	0-1	10.80	3	0	0	0	0/1	3.1	8	7	4	0	3	2	.471	
2021	Chattanooga (AA)	1-0	2.25	22	0	0	0	8/9	24.0	17	8	6	2	12	35	.191	
	Louisville (AAA)	0-1	7.20	20	0	0	0	0/0	20.0	14	16	16	3	24	16	.206	
2022	Louisville (AAA)	0-2	10.80	14	0	0	0	0/0	13.1	25	20	16	1	14	14	.391	
Minor League Totals:		9-12	5.56	157	10	0	0	13/17	205.0	199	151	129	16	179	180	.259	



**HT:** 6-0    **BORN:** 5/21/91 in Tampa, FL (Opening Day Age: 31)  
**WT:** 210    **PRO SEASON:** 10th (0.131 MLB Service Time)  
**B/T:** R/R    **ACQUIRED:** Braves Minor League Free Agent (12/5/22)

### 2022 RECAP

- **With Durham:** In his lone season with the Tampa Bay Rays, spent the entire year with Triple-A Durham ... Set single-season career highs in homers (11), SLG (.489), and OPS (.834) ... Hit all 11 of his homers at Durham Bulls Athletic Park, slashing .338/.451/.853 in 23G at home ... Had a pair of 2-homer games (7/8 vs. MEM, 9/9 vs. SWB), his first multi-homer efforts since 8/29/14 with High-A Bakersfield.
- **Defense:** In 37G (36 starts) at catcher, posted a .994 fielding percentage and .242 caught stealing percentage (8-for-33).
- **On the Mound:** Also made his pitching debut for the Bulls, going 0-1 with a 6.00 ERA (2 ER in 3.0 IP) and 0 saves (0-for-1) in 4G.
- **Winter Ball:** Played 22G for Aguilas Cibaenas of the Dominican Winter League, batting .157 (8-for-51, 1 2B, 2 HR, 4 R, 8 RBI).

### TRANSACTIONS

Selected by the Cincinnati Reds in the sixth round of the 2012 June draft out of the University of Notre Dame (South Bend, IN) ... Traded by Cincinnati to the Los Angeles Angels in exchange for cash considerations (6/30/18) ... Signed by the St. Louis Cardinals as a minor league free agent (11/19/18) ... Signed by the Seattle Mariners as a minor league free agent (1/22/20) ... Signed by the Pittsburgh Pirates as a minor league free agent (1/25/21) ... Signed by the Tampa Bay Rays as a minor league free agent (3/10/22) ... Signed by the Atlanta Braves as a minor league free agent (12/5/22).

### AWARDS & HONORS

MiLB.com Cincinnati Reds Organization All-Star (2014) ... Florida State League Midseason All-Star (2015) ... Southern League Midseason All-Star (2017).

### SINGLE-GAME CAREER HIGHS

**H:** 4 (4x, last: 8/31/18, SL vs. FRE)  
**HR:** 2 (3x, last: 9/9/22, DUR vs. SWB)  
**RBI:** 4 (4x, last: 7/8/22, DUR vs. MEM)  
**R:** 4 (5/16/14, DAY at LAN)  
**SB:** 1 (7x, last: 7/16/22, DUR at GWN)

### CAREER NOTABLES

- **2021:** Spent the entire year with Triple-A Indianapolis in his lone year in the Pittsburgh Pirates organization ... Slashed .278/.381/.444 in 11G in June.
- **2020:** Made Seattle's Opening Day roster, the first of his career, and played 9G over 3 stints with the Mariners
- **2019:** After spending the majority of the year with Triple-A Memphis, was called up by St. Louis in September and struck out as a pinch hitter in his lone at-bat on 9/13 vs. Milwaukee.
- **2018:** Combined to bat .293 (49-for-167, 10 2B, 1 3B, 4 HR, 20 R, 22 RBI) in 49G between the Reds and Los Angeles Angels minor league systems ... Was a September call-up for the Angels, making his MLB debut ... **9/8 at CHW:** Debuted as a pinch-hitter and produced a run-scoring groundout off Thyago Vieira.
- **2017:** In his second full year with Double-A Pensacola, was named to the Florida State League Midseason All-Star Team.
- **2016:** Won *Baseball America's* Captain's Catcher Award for leadership, dedication, overall defensive skills, and attention to detail.
- **2015:** Ranked as Cincinnati's "Best Defensive Catcher" by *Baseball America* following a season in which he was a Florida State League Midseason All-Star.
- **2014:** Named a Cincinnati Reds Organization All-Star by MiLB.com after batting .226 (71-for-314, 17 2B, 2 3B, 8 HR, 43 R, 39 RBI, 2 SB) in 94G between Class-A Dayton and High-A Bakersfield.
- **MiLB Postseason:** Has logged 12G total, with Bakersfield (2014), Daytona (2015), and Pensacola (2016-17) ... Has combined to bat .231 (9-for-39, 1 2B, 1 R, 1 RBI) ... Was part of Pensacola's 2017 co-Southern League championship club.
- **College:** Played 2 seasons at Notre Dame (2011-12), batting .290 (106-for-365, 24 2B, 3 3B, 6 HR, 57 R, 53 RBI, 5 SB, .806 OPS) in 110G.

### MAJOR LEAGUE FIRSTS

**GAME:** 9/8/18, LAA at CWS (0-for-1, RBI)  
**HIT:** 9/19/18, LAA at OAK (single off Brett Anderson)  
**HOME RUN:** None

### CAREER HITTING STATS

YEAR	CLUB	AVG	G	AB	R	H	2B	3B	HR	RBI	BB	SO	SB	OBP	SLG
2013	Dayton (A)	.247	87	295	36	73	22	0	1	27	32	48	3	.328	.332
2014	Dayton (A)	.216	80	269	34	58	14	2	3	30	33	54	2	.314	.316
	Bakersfield (Hi-A)	.289	14	45	9	13	3	0	5	9	2	9	0	.319	.689
2015	Daytona (Hi-A)	.214	81	266	23	57	13	0	7	31	31	70	1	.303	.342
2016	Pensacola (AA)	.203	67	207	21	42	12	0	2	16	31	59	0	.315	.290
2017	Pensacola (AA)	.171	75	217	14	37	15	0	1	16	29	50	0	.268	.253
2018	Louisville (AAA)	.235	16	51	5	12	3	0	0	3	8	15	0	.339	.294
	Mobile (AA)	.346	7	26	2	9	1	1	1	5	1	7	0	.393	.577
	Salt Lake (AAA)	.311	26	90	13	28	6	0	3	14	10	18	0	.380	.478
	LA ANGELS (MLB)	.167	8	12	0	2	1	0	0	1	0	0	0	.167	.250
2019	Memphis (AAA)	.223	60	197	24	44	5	1	10	30	20	69	0	.293	.411
	ST. LOUIS (MLB)	.000	1	1	0	0	0	0	0	0	0	1	0	.000	.000
2020	SEATTLE (MLB)	.176	9	17	0	3	0	0	0	0	2	5	0	.263	.176
2021	Indianapolis (AAA)	.188	47	154	11	29	7	0	3	18	18	45	0	.269	.292
2022	Durham (AAA)	.226	49	137	24	31	3	0	11	27	25	49	1	.345	.489
Minor League Totals:		.222	609	1954	216	433	104	4	47	226	240	493	7	.311	.351
Major League Totals:		.167	18	30	0	5	1	0	0	1	2	6	0	.219	.200

# COLEMAN HUNTLEY



**HT:** 6-4    **BORN:** 3/10/93 in Grass Valley, CA (Opening Day Age: 30)  
**WT:** 225    **PRO SEASON:** 3rd (0.000 MLB Service Time)  
**B/T:** R/R    **ACQUIRED:** Braves Non-Drafted Free Agent (8/13/20)

## 2022 RECAP

• **With Mississippi:** Made his Double-A debut with the M-Braves, logging a career-high 36G ... Struck out 4-plus batters in 7G, including a pair of 5-strikeout efforts on 5/1 and 6/1, both against Montgomery ... **April:** Posted a 0.84 ERA (1 ER in 10.2 IP) and .233 BAA over his first 6G of the season ... **June:** Over 8G, produced a 1.72 ERA (3 ER in 15.2 IP) and .196 BAA ... **8/9-8/15:** Was placed on the Mississippi Development List.

## TRANSACTIONS

Signed by the Atlanta Braves as a non-drafted free agent (8/13/20).

## AWARDS & HONORS

None entering 2023.

## CAREER NOTABLES

- **2021:** Made his pro debut with High-A Rome, going 5-7 with a 4.52 ERA (37 ER in 73.2 IP) and .270 BAA in 30G (5 starts) ... As a reliever, was 5-4 with a 3.88 ERA (24 ER in 55.2 IP) and .248 BAA ... **May:** Went 3-0 with a 1.17 ERA (2 ER in 15.1 IP) and .189 BAA in 7G to start his career ... **7/30 vs. ASH:** Struck out a career-high 10 batters over 5.0 innings (5 H, 2 ER) in relief.
- **College:** Played 1 season at Central Arizona Junior College and Saddleback Junior College before transferring to Point Loma Nazarene University in San Diego ... Pitched 2 seasons for the Sea Lions (2015-16), going 3-4 with a 2.77 ERA (15 ER in 48.2 IP) and 19 saves in 42G ... His 13 saves in 2015 were the most among NCAA Division II pitchers.
- **Misc:** Quit baseball after college to pursue a career in strength training ... Began working out again in 2019 ... In 2020, played for a semi-pro team in San Diego.

HUNTLEY

## SINGLE-GAME CAREER HIGHS

**IP:** 5.0 (2x, last: 7/30/21, ROM vs. ASH)  
**SO:** 10 (7/30/21, ROM vs. ASH)  
**BB:** 3 (2x, last: 6/18/22, MIS vs. BIR)  
**H:** 9 (6/5/21, ROM at BG)  
**ER:** 6 (6/5/21, ROM at BG)

## MAJOR LEAGUE FIRSTS

Entering 2023, has not made his MLB debut.

## CAREER PITCHING STATS

YEAR	CLUB	W-L	ERA	G	GS	CG	SHO	SV	IP	H	R	ER	HR	BB	SO	BAA
2021	Rome (Hi-A)	5-7	4.52	30	5	0	0	0/4	73.2	77	42	37	6	20	82	.270
	Mississippi (AA)	2-1	3.39	36	0	0	0	0/1	61.0	53	27	23	6	26	79	.232
Minor League Totals:		7-8	4.01	66	5	0	0	0/5	134.2	130	69	60	12	46	161	.253

# GREYSON JENISTA



**HT:** 6-4    **BORN:** 12/7/96 in Lawrence, KS (Opening Day Age: 26)  
**WT:** 210    **PRO SEASON:** 5th (0.000 MLB Service Time)  
**B/T:** L/R    **ACQUIRED:** Braves 2nd Round Pick in 2018 (Wichita State)

## 2022 RECAP

- **With Gwinnett:** Was a member of the Stripers' Opening Night roster, making his Triple-A debut ... Ranked among team leaders in homers (2nd, 14) and total bases (4th, 120) ... **4/7 at MEM:** Tallied his first career Triple-A hit and RBI with a solo homer (2-for-4, 1 RBI) ... **4/24-5/5:** Posted 9G on-base streak (.321, 9-for-28, 1 2B, 8 R, 2 RBI, 8 BB, .459 OBP) ... **5/11 at DUR:** Matched season high with 3 hits (3-for-4, 2 2B, 2 RBI) ... **7/16 vs. DUR:** Snapped 0-for-17 skid with 3-hit game (3-for-4, 2B, HR #9, 1 RBI).
- **Last-At-Bat Winner:** On 9/26 vs. Louisville, went 2-for-4 with a GWRBI single in the 8th inning for a last-at-bat 4-1 win.
- **Multi-Homer Efforts:** Had a pair of 2-homer games ... Went deep twice on Opening Night at Coolray Field on 4/12 vs. Nashville (2 solo HR, 2-for-3, 2 RBI) and 9/16 vs. Durham (solo and 2-run HR off Rays' No.1 prospect Taj Bradley, 3-for-4, 3 R, 3 RBI).

## TRANSACTIONS

Selected by the Atlanta Braves in the second round (49th overall) in the 2018 June draft out of Wichita State University (Wichita, KS).

## AWARDS & HONORS

Double-A South Offensive Player of the Week (9/5/21).

## CAREER NOTABLES

- **MiLB Postseason:** Made his MiLB Postseason debut with Mississippi in 2021, playing in all 5G of the Double-A South Championship Series vs. Montgomery (.167, 3-for-18, 3 HR, 3 RBI) ... His 3 homers were tied for the MiLB Postseason lead ... In the clinching Game 5 on 9/26, his fifth-inning solo homer was the difference in the M-Braves' 2-1 win.
- **2021:** Set career highs in homers (19), runs (45), and steals (7) with Mississippi ... Ranked among Double-A South leaders in homers (6th), walks (7th, 51), SLG (10th, .465), and OPS (10th, .809) ... **8/30-9/5:** Named Double-A South Player of the Week after batting .500 (5-for-10, 4 HR, 6 RBI) ... **9/2 at BLX:** Recorded the first multi-homer game of his career, going deep 3 times (3-for-4, 5 RBI).
- **Indy Ball:** Played for Eastern Reyes del Tigre of the Constellation Energy League (Sugar Land, TX), batting .106 (1 HR, 5 RBI, 1 SB).
- **2019:** Hit .233 (99-for-424, 18 2B, 2 3B, 9 HR, 42 R, 55 RBI, 3 SB) in 130G between High-A Florida and Double-A Mississippi ... Ranked among the top 10 Braves farmhands in games (T-4th) and walks (6th, 54) ... After joining Mississippi on 6/6, led the team in OBP (.324) and walks (T-1st, 27) ... **7/11 at JAX:** Became the first M-Braves player to steal home since Dylan Moore on 6/25/17 at Biloxi ... **July:** Named Mississippi's Player of the Month after batting .333 (3 2B, 3 HR, 10 R, 12 RBI, 2 SB, .884 OPS) in 26G.
- **Arizona Fall League:** Played for Scottsdale in 2019, batting .214 (2 2B, 6 R, 3 RBI) in 12G.
- **2018:** Climbed 3 levels during his first pro season, batting .265 (59-for-223, 9 2B, 4 3B, 4 HR, 33 R, 34 RBI, 4 SB) in 61G between rookie-level Danville, Class-A Rome, and Advanced-A Florida.
- **College:** In 3 seasons at Wichita State (2016-18), hit .318 (29 2B, 2 3B, 23 HR, 135 R, 111 RBI, 20 SB, .916 OPS) in 17G ...
- **Summer Ball:** Played for Cotuit of the Cape Cod League for 2 seasons (2016-17) and was named the league's Most Valuable Player in 2017 (.310, 4 2B, 3 HR, 25 R, 16 RBI, 9 SB, .793 OPS in 39G).

## SINGLE-GAME CAREER HIGHS

**H:** 4 (7/26/18, ROM vs. COL)  
**HR:** 3 (9/2/21, MIS at BLX)  
**RBI:** 5 (9/2/21, MIS at BLX)  
**R:** 3 (4x, last: 9/16/22, GWN vs. DUR)  
**SB:** 1 (16x, last: 8/7/22, GWN at CLT)

## MAJOR LEAGUE FIRSTS

Entering 2023, has not made his MLB debut.

## CAREER HITTING STATS

YEAR	CLUB	AVG	G	AB	R	H	2B	3B	HR	RBI	BB	SO	SB	OBP	SLG
2018	Danville (Rk)	.250	10	40	10	10	1	0	3	7	6	9	0	.348	.500
	Rome (A)	.333	32	117	20	39	5	3	1	23	10	17	4	.377	.453
	Florida (Adv-A)	.152	19	66	3	10	3	1	0	4	7	15	0	.230	.227
2019	Florida (Adv-A)	.223	56	202	24	45	14	1	4	29	27	70	1	.312	.361
	Mississippi (AA)	.243	74	222	18	54	4	1	5	26	27	75	2	.324	.338
2021	Mississippi (AA)	.216	89	273	45	59	7	2	19	42	51	118	7	.343	.465
2022	Gwinnett (AAA)	.206	96	321	44	66	12	0	14	33	25	125	2	.269	.374
Minor League Totals:		.228	376	1241	164	283	46	8	46	164	153	429	16	.314	.389



# CONNOR JOHNSTONE



**HT:** 6-1    **BORN:** 10/4/94 in San Diego, CA (Opening Day Age: 28)  
**WT:** 195    **PRO SEASON:** 6th (0.000 MLB Service Time)  
**B/T:** R/R    **ACQUIRED:** Braves 21st Round Pick in 2017 (Wake Forest)

## 2022 RECAP

- **With Gwinnett:** Was on the Stripers' Opening Night roster for the third straight season ... Ranked among team leaders in games (T-3rd, 32), wins (T-5th, 4), and innings (6th, 65.2) ... His 3.43 ERA was the lowest of his Triple-A career ... **5/5 vs. CLT:** Notched his first career save with Stripers (1.0 IP, 0 H, 0 R), finishing off a 3-2 win ... **6/9 at JAX:** Struck out season-high 4 over 3.0 scoreless IP (0 H, 0 BB) for his first win of the year (won 5-1) ... **8/17 vs. MEM:** Recorded his 10th career victory with Gwinnett (1.2 IP, 4 H, 1 ER, 1 SO in 8-4 win) ... **9/2 vs. JAX:** Threw 3.0 IP (2 H, 0 R, 0 BB, 3 SO) in relief for his fourth win as part of a 3-hit shutout in 7-0 victory.
- **Spot Starter:** After making a career-high 16 starts in 2021, made 8 spot starts in 2022, going 0-1 with a 3.57 ERA (9 ER in 22.2 IP), 1.24 WHIP, and .256 BAA ... Stripers went 5-3 (.625) in his starts ... **4/19 at JAX:** His first start of the year was his best, going 5.0 scoreless innings (1 H, 2 BB, 0 SO) in a no-decision (lost 2-0) ... Also had scoreless starts on **4/29 vs. NOR** (4.0 IP, 4 H, 1 BB, 2 SO in 8-0 win), **5/28 at NOR** (2.1 IP, 2 H, 1 BB, 1 SO in 7-4 win), and **7/8-G2 vs. CLT** (2.0 IP, 0 H, 0 BB, 2 SO in 3-0 win).

## GWINNETT CAREER

Over 4 seasons (2018-19, 2021-22), is 11-10 with a 4.28 ERA (83 ER in 174.2 IP), 1.25 WHIP, .258 BAA, 46 BB, 109 SO, and 1 save (1-for-3) over 77G (28 starts) ... Ranks among Gwinnett career leaders in games (T-11th, 77) and wins (T-12th).

## TRANSACTIONS

Selected by the Atlanta Braves in the 21st round of the 2017 June draft out of Wake Forest University (Winston-Salem, NC).

## AWARDS & HONORS

None entering 2023.

## CAREER NOTABLES

- **2021:** For the first time in his career, spent the entire year at the Triple-A level, pitching as both a starter (1-8, 6.23 ERA, .292 BAA in 16 starts) and reliever (2-0, 2.36 ERA, .191 BAA in 17 games) ... **5/4-5/8:** Threw 8.0 scoreless innings over his first 2G, including a 5.0-inning spot start on 5/8 at CLT (win, 1 H, 0 BB, 5 SO in 7-3 victory) ... **5/8-6/23:** Made starts in 10 of 11 outings (1-6, 7.31 ERA) ... **6/10 at MEM:** Tossed 2.0 scoreless innings as the first of 6 pitchers to combine on a 2-hit shutout (won 11-0) ... **7/15-8/5:** Went 2-0 with a 1.59 ERA (2 ER in 11.1 IP) and .158 BAA (6 H, 0 BB, 8 SO) in 8G (1 start).
- **2019:** Between Double-A Mississippi and Gwinnett, went 7-4 with a 4.24 ERA, .296 BAA, and one save (1-for-4) in 35 games (7 starts) ... His 7 wins ranked tied for eighth among Braves farmhands.
- **Arizona Fall League:** Pitched for Scottsdale in 2019, going 2-3 with a 3.27 ERA in 6 starts.
- **2018:** Across 3 levels went 3-3 with a 3.30 ERA, .238 BAA, and two saves (2-for-2) in 30 games (12 starts) ... His 3.30 ERA ranked ninth-lowest among Braves farmhands (min. 75.0 IP) ... Made his Triple-A debut with Gwinnett in a spot start on 6/23 vs. Columbus (ND, 3.0 IP, 6 H, 3 R, 2 ER, 2 HR, 0 BB, 3 SO in 10-4 loss).
- **College:** Pitched at Wake Forest from 2014-17, going 15-12 with a 4.68 ERA in 62G (46 starts) ... In 2017, completed the fifth undefeated season in school history, going 8-0 with a 3.61 ERA as a senior ... Named Second Team All-ACC for 2017, earned ACC Pitcher of the Week awards on 2/3 and 2/20 ... Following his senior season, ranked 10th in program history with 275.0 innings pitched.
- **Local Product:** Played baseball at Roswell High School, 30 miles west of Coolray Field ... Resides in Smyrna, GA.

## SINGLE-GAME CAREER HIGHS

**IP:** 7.0 (8/17/18, FLA at LAK)  
**SO:** 6 (3x, last: 8/18/19, MIS vs. PNS)  
**BB:** 3 (5x, last: 5/12/22, GWN at DUR)  
**H:** 11 (8/13/19, MIS vs. BIR)  
**ER:** 6 (8/13/19, MIS vs. BIR)

## MAJOR LEAGUE FIRSTS

Entering 2023, has not made his MLB debut.

## CAREER PITCHING STATS

YEAR	CLUB	W-L	ERA	G	GS	CG	SHO	SV	IP	H	R	ER	HR	BB	SO	BAA
2017	Danville (Rk)	1-1	5.40	3	3	0	0	0/0	10.0	10	6	6	2	1	12	.250
2018	Mississippi (AA)	0-0	3.12	7	2	0	0	0/0	17.1	18	7	6	2	8	12	.273
	Gwinnett (AAA)	2-0	4.50	5	4	0	0	0/0	22.0	23	12	11	5	7	15	.261
2019	Florida (Adv-A)	1-3	2.81	18	6	0	0	2/2	48.0	38	15	15	2	11	44	.213
	Gwinnett (AAA)	2-0	4.97	7	0	0	0	0/2	12.2	14	8	7	1	6	7	.275
2021	Mississippi (AA)	5-4	4.12	28	7	0	0	1/2	78.2	93	38	36	4	21	50	.299
	Gwinnett (AAA)	3-8	4.84	33	16	0	0	0/0	74.1	72	43	40	15	10	48	.258
2022	Gwinnett (AAA)	4-2	3.43	32	8	0	0	1/1	65.2	64	29	25	5	23	39	.254
Minor League Totals:		18-18	4.00	133	46	0	0	4/7	328.2	332	158	146	36	87	227	.262

**HT:** 6-2    **BORN:** 6/7/94 in Seattle, WA (Opening Day Age: 28)  
**WT:** 221    **PRO SEASON:** 10th (0.128 MLB Service Time)  
**B/T:** L/R    **ACQUIRED:** Braves Minor League Free Agent (12/28/22)

## 2022 RECAP

- **With Charlotte:** In his lone season in the Chicago White Sox organization, spent the full year at Triple-A Charlotte ... Played his final year as a position player, hitting .196 in 67G ... Defensively, played third base (37G), first base (22G), and second base (1G) ... **May:** Had his best month overall, batting .263 (15-for-57, 2 2B, 2 HR, 6 R, 8 RBI) in 16G.
- **On the Mound:** Made his professional pitching debut on 5/22 vs. Norfolk, tossing 1.0 scoreless inning in a 14-3 loss ... Struck out the first batter he faced, Richie Martin ... Signed with Atlanta on 12/28/22 with the intent to become a full-time pitcher.

## TRANSACTIONS

Selected by the San Francisco Giants in the second round of the 2013 June draft out of Watauga High School (Boone, NC) ... Signed by the Boston Red Sox as a minor league free agent (2/23/20) ... Signed by the Arizona Diamondbacks as a minor league free agent (2/6/21) ... Signed by the Chicago White Sox as a minor league free agent (1/12/22) ... Signed by the Atlanta Braves as a minor league free agent (12/28/22).

## AWARDS & HONORS

Arizona League Postseason All-Star (2013) ... Eastern League Midseason All-Star (2016) ... MiLB.com San Francisco Giants Organization All-Star (2016, 2017).

## CAREER NOTABLES

- **2021:** Across 3 levels in the Arizona Diamondbacks system combined to bat .288 (76-for-264, 21 2B, 1 3B, 11 HR, 34 R, 47 RBI, 2 SB) in 75G.
- **2020:** Played 25G with the Sugar Land Skeeters of the independent Constellation Energy League (.276, 6 2B, 1 3B, 3 HR, 11 R, 17 RBI, 1 SB).
- **2019:** Logged just 12G across 4 levels of the Giants system ... Played 1G in April, 2G in May, and 9G in July.
- **2018:** Played 5G with San Francisco, 4 coming in September ... **9/8 at MIL:** Hit a pinch-hit 2-run homer off Joaquin Soria in a 4-3 loss ... **9/9 at MIL:** Dislocated his left knee on a swing, underwent surgery on 9/12 to repair his left medial patelofemoral ligament.
- **2017:** Made his MLB debut with the Giants, hitting .173 in 53G ... Also made his Triple-A debut with Sacramento, hitting .312 with 34 XBH and a .970 OPS in 64G.
- **2016:** Was an Eastern League Midseason All-Star with Double-A Richmond ... Set a career high with 15 homers and tied a career high with 67 RBI.
- **Arizona Fall League:** Played for Scottsdale in 2016, batting .302 (19-for-63, 2 2B, 2 HR, 12 RBI) in 18G.
- **MiLB Postseason:** Saw his lone action with the AZL Giants in 2013, batting .429 (3-for-7, 1 RBI) in 2G.
- **Winter Ball:** Played for Estrellas of the Dominican Winter League in 2017-18, batting .204 (11-for-54, 4 2B, 1 HR, 6 RBI) in 14G.
- **Amateur:** Named the Gatorade North Carolina High School Player of the Year during his senior year at Watauga High School in 2013.

JONES

## SINGLE-GAME CAREER HIGHS (HITTING)

**H:** 4 (6x, last: 9/19/21, AMA vs. FRI)  
**HR:** 2 (2x, last: 7/29/17, SAC vs. NO)  
**RBI:** 5 (6/29/21, ACL DIA vs. ACL ATH)  
**R:** 3 (5x, last: 4/16/22, CLT vs. MEM)  
**SB:** 1 (22x, last: 8/28/21, AMA vs. FRI)

## MAJOR LEAGUE FIRSTS (HITTING)

**GAME:** 6/24/17, SF vs. NYM (0-for-4)  
**HIT:** 6/30/17, SF at PIT (single off Jhan Marínez)  
**HOME RUN:** 8/7/17, SF vs. CHC (2-run off Jake Arrieta)

## CAREER PITCHING STATS

YEAR	CLUB	W-L	ERA	G	GS	CG	SHO	SV	IP	H	R	ER	HR	BB	SO	BAA
2022	Charlotte (AAA)	0-0	0.00	1	0	0	0	0/0	1.0	0	0	0	0	0	1	.000
Minor League Totals:		0-0	0.00	1	0	0	0	0/0	1.0	0	0	0	0	0	1	.000

## CAREER HITTING STATS

YEAR	CLUB	AVG	G	AB	R	H	2B	3B	HR	RBI	BB	SO	SB	OBP	SLG
2013	AZL Giants (Rk)	.317	37	145	29	46	9	0	1	18	14	38	0	.394	.400
2014	Salem-Keizer (SS-A)	.243	27	107	17	26	5	1	3	18	7	21	1	.293	.393
	Augusta (A)	.220	91	369	43	81	21	1	7	49	18	93	6	.272	.339
2015	San Jose (Hi-A)	.268	105	406	49	109	29	2	6	47	16	80	2	.296	.394
2016	Richmond (AA)	.247	126	473	49	117	26	0	15	67	26	79	1	.291	.397
2017	Sacramento (AAA)	.312	64	237	44	74	19	2	13	44	29	53	7	.396	.574
	SAN FRANCISCO (MLB)	.173	53	150	12	26	5	2	2	5	10	52	1	.244	.273
2018	Sacramento (AAA)	.274	116	441	57	121	22	4	11	59	30	106	2	.328	.417
	SAN FRANCISCO (MLB)	.375	5	8	2	3	0	0	2	3	0	5	0	.375	1.125
2019	AZL Giants (Rk)	.091	6	22	1	2	1	0	0	1	3	8	0	.200	.136
	San Jose (Hi-A)	.500	2	4	0	2	0	0	0	0	0	1	0	.500	.500
	Richmond (AA)	.300	3	10	2	3	1	0	0	0	2	2	0	.417	.400
	Sacramento (AAA)	.000	1	1	0	0	0	0	0	0	0	0	0	.000	.000
2021	ACL D-backs (Rk)	.308	4	13	2	4	1	0	0	6	0	4	0	.286	.385
	Amarillo (AA)	.301	61	226	31	68	18	1	10	38	15	51	2	.352	.522
	Reno (AAA)	.160	10	25	1	4	2	0	1	3	1	9	0	.192	.360
2022	Charlotte (AAA)	.196	67	214	22	42	5	0	7	27	19	79	0	.269	.318
Minor League Totals:		.260	720	2693	347	699	159	11	74	377	180	624	21	.313	.409
Major League Totals:		.184	58	158	14	29	5	2	4	8	10	57	1	.250	.316

# NOLAN KINGHAM



**HT:** 6-4    **BORN:** 8/18/96 in Las Vegas, NV (Opening Day Age: 26)  
**WT:** 200    **PRO SEASON:** 5th (0.000 MLB Service Time)  
**B/T:** R/R    **ACQUIRED:** Braves 12th Round Pick in 2018 (University of Texas)

## 2022 RECAP

- **In MiLB:** Between Double-A Mississippi and Gwinnett, combined to go 5-7 with a 4.62 ERA (50 ER in 97.1 IP), 1.28 WHIP, .281 BAA, 17 BB, 73 SO, and 0 saves (0-for-1) in 32G (19 starts).
- **With Gwinnett:** Was on the Stripers' Opening Night roster for the first time in his career ... Ranked among team leaders in starts (5th, 14), innings (5th, 71.1), and wins (T-5th, 4) ... Stranded 11 of 12 inherited runners (91.7%) ... **4/5-4/20:** Opened with a 5G scoreless streak (9.1 IP, 3 H, 1 BB, 8 SO, .103 BAA) ... **4/30 vs. NOR:** Made his first start of the year, tossing 4.0 scoreless innings (1 H, 1 BB, 2 SO) in a combined 6-hit shutout (won 5-0) ... **5/10 at DUR:** Earned his first career Triple-A win in relief (2.0 IP, 0 H, 3 SO in 8-4 victory) ... **6/9 at JAX:** In his fifth spot start, logged 4.0 IP (4 H, 1 R, 0 ER) and struck out 7 (won 5-1), his most strikeouts in a game since 8/16/19 with Mississippi vs. Birmingham (8 SO in 7.0 IP) ... **7/4 vs. CLT:** Earned his first win as a starter since 8/20/21 with Mississippi, tossing 5.0 innings (9 H, 3 R, 2 ER) in a 6-3 win ... Transferred to Mississippi on 8/13.
- **With Mississippi:** Made 5 starts for the M-Braves from 8/21-9/17 ... **8/21-G2 vs. PNS:** Earned his lone Double-A win of the year in his first outing (6.0 IP, 4 H, 1 ER, 0 BB, 1 SO in 4-3 win).

## GWINNETT CAREER

Over 2 seasons (2021-22), is 4-8 with a 5.99 ERA (67 ER in 100.2 IP), 1.41 WHIP, .289 BAA, 26 BB, 75 SO, and 0 saves (0-for-2) in 34G (20 starts).

## TRANSACTIONS

Selected by the Atlanta Braves in the 12th round of the 2018 June draft out of the University of Texas (Austin, TX).

## AWARDS & HONORS

Florida State League Pitcher of the Week (6/2/19) ... Double-A South Pitcher of the Month (6/2021).

## CAREER NOTABLES

- **2021:** Between Mississippi and Gwinnett, combined to go 6-6 with a 4.58 ERA (48 ER in 94.1 IP) and 2 saves (2-for-3) in 19G (16 starts) ... **5/6-6/23:** Went 5-1 with a 2.29 ERA (14 ER in 55.0 IP) in 9 starts, including 4-0 with a 1.15 ERA (5 ER in 39.0 IP) in his last 6 starts before joining Gwinnett on 6/29 ... **6/6-6/23:** Over a 4-start span, posted a 27.0-inning scoreless streak, including 3-straight scoreless starts from 6/12-6/23 (22.0 IP) ... Named the Double-A South Pitcher of the Month for June (3-0, 0.83 ERA, 0.83 WHIP, .193 BAA, 20 SO in 5 starts) ... In his Triple-A debut start on 6/29 at Durham, saw his scoreless innings streak snapped at 28.0 (loss, 3.1 IP, 9 H, 6 ER, 2 HR, 2 BB, 2 SO) ... Transferred back to Mississippi on 8/17 ... In his second stint with the M-Braves, went 1-0 with a 0.90 ERA (1 ER in 10.0 IP), 0.70 WHIP, .171 BAA, and 2 saves (2-for-2) in 3G.
- **MiLB Postseason:** Made his MiLB Postseason debut in 2021 with Mississippi, serving as the closer for the Double-A South champions ... Went 3-for-3 in save chances (2.1 IP, 1 H, 0 R, 0 BB, 2 SO) as the M-Braves beat Montgomery for the title ... **9/26 vs. MTG:** Got the final 3 outs in the decisive Game 5 (won 2-1).
- **2019:** Across 3 levels logged 27 starts, going 7-12 with a 3.92 ERA, .260 BAA, and 1.21 WHIP ... Led all Braves farmhands in starts, innings (165.1), complete games (4), and shutouts (3) ... Led the Florida State League in both complete games (3) and shutouts (3) ... All 3 of his shutouts with Florida were 9.0 innings ... Named the FSL Pitcher of the Week for 5/27-6/2 after his 9.0-IP CG shutout (2 H, 1 BB, 4 SO) on 5/31 vs. Palm Beach ... Threw a 9.0-inning CG (win, 4 H, 2 ER, 2 BB, 3 SO) with Double-A Mississippi on 9/1 vs. Chattanooga.
- **College:** Pitched at the University of Texas from 2016-18, going 20-12 with a 3.75 ERA in 57G (33 starts) ... Selected to All-Big 12 First Team as a sophomore in 2017 (10-4, 2.84 ERA in 16G).
- **Bloodlines:** His older brother, Nick, was Pittsburgh's 4th-round pick in 2010 and pitched for both the Pirates (2018-19) and Toronto Blue Jays (2019), going 9-9 with a 6.08 ERA and one save in 43G (19 starts).

## SINGLE-GAME CAREER HIGHS

**IP:** 9.0 (4x, last: 9/1/19, MIS vs. CHAT)  
**SO:** 11 (5/20/19, FLA at TAM)  
**BB:** 4 (4x, last: 7/6/21, GWN vs. NAS)  
**H:** 10 (4/25/19, FLA at STL)  
**ER:** 7 (5x, last: 8/5/21, GWN vs. CLT)

## MAJOR LEAGUE FIRSTS

Entering 2023, has not made his MLB debut.

## CAREER PITCHING STATS

YEAR	CLUB	W-L	ERA	G	GS	CG	SHO	SV	IP	H	R	ER	HR	BB	SO	BAA
2018	Danville (Rk)	2-0	4.56	11	3	0	0	1/2	23.2	27	12	12	2	7	18	.297
2019	Rome (A)	1-1	0.56	3	3	0	0	0/0	16.0	12	2	1	0	1	7	.211
	Florida (Adv-A)	4-8	4.43	18	18	3	3	0/0	113.2	120	63	56	6	25	84	.274
	Mississippi (AA)	2-3	3.79	6	6	1	0	0/0	35.2	32	15	15	5	10	25	.235
2021	Mississippi (AA)	6-1	2.08	12	10	0	0	2/2	65.0	54	15	15	3	10	43	.225
	Gwinnett (AAA)	0-5	10.13	7	6	0	0	0/1	29.1	46	33	33	9	14	20	.365
2022	Gwinnett (AAA)	4-3	4.29	27	14	0	0	0/1	71.1	70	37	34	10	12	55	.255
	Mississippi (AA)	1-4	5.54	5	5	0	0	0/0	26.0	38	17	16	4	5	18	.349
Minor League Totals:		20-25	4.30	89	65	4	3	3/6	380.2	399	194	182	39	84	270	.271

**HT:** 6-4    **BORN:** 8/23/96 in Pleasant Valley, NY (Opening Day Age: 26)  
**WT:** 230    **PRO SEASON:** 6th (0.000 MLB Service Time)  
**B/T:** L/R    **ACQUIRED:** Braves 11th Round Pick in 2017 (University of Michigan)

## 2022 RECAP

- **With Mississippi:** Named a Braves Organization All-Star by MiLB.com for the first time in his career after batting .213 with career highs in homers (28) and RBI (82) in 128G ... Ranked among Southern League leaders in homers (1st), RBI (1st), total bases (2nd, 210), XBH (2nd, 53), games (2nd), walks (3rd, 75), runs (8th, 71), and doubles (T-8th, 25) ... Ranked among Braves MiLB leaders in homers (1st), RBI (1st), XBH (1st), total bases (2nd), SLG (3rd, .443), doubles (4th), OPS (5th, .771), walks (5th), runs (7th), and hits (T-8th, 101) ... Had a pair of multi-homer games, 5/27 at Pensacola (2-for-6, 2 HR, 6 RBI) and 9/7 at Biloxi (3-for-4, 2 HR, 5 RBI) ... **April:** Had his best overall month, batting .260 (19-for-73, 4 2B, 6 HR, 16 R, 14 RBI, .934 OPS) in 20G.
- **Setting Records:** His 28 homers set a new M-Braves single-season record, surpassing the 26 hit by Ernesto Mejia (2011) and Mike Hessman (2001) ... His 46 total homers over 2 seasons with Mississippi is the club's career record ... On 7/2 at Biloxi, set a club single-game record with 7 RBI (3-for-4, 1 2B, 1 HR, 2 R).
- **Walk-Offs:** Tallied a pair of walk-off hits, 6/3 vs. Montgomery (single in 10th for 4-3 win) and 7/8 vs. Pensacola (3-run homer in 9th for 6-3 win).

## TRANSACTIONS

Selected by the Atlanta Braves in the 11th round of the 2017 June draft out of the University of Michigan (Ann Arbor, MI).

## AWARDS & HONORS

MiLB.com Atlanta Braves Organization All-Star (2022).

## CAREER NOTABLES

- **2021:** Made his Double-A debut with Mississippi, batting .223 in 86G ... Ranked among Double-A South leaders in homers (T-7th, 18) and walks (T-9th, 42) ... Hit.423 (22-for-52, 6 2B, 4 HR, 13 RBI, 1.277 OPS) in 16 day games ... **May:** Hit a season-best .308 (16-for-52, 2 2B, 2 HR, 9 R, 11 RBI, .881 OPS) ... **7/25-7/28:** Became the sixth player in Mississippi history to homer in 3-straight games (#9-11), tallying 6 RBI.
- **MiLB Postseason:** Was a member of Mississippi's Double-A South championship club in 2021 ... Played in all 5G of the Championship Series vs. Montgomery, batting .188 (3-for-16, 1 2B, 1 HR, 4 R, 1 RBI) ... Launched a solo homer and scored 3 times (2-for-3) in the M-Braves' 11-9 win in Game 3 on 9/24 ... Also played 2G with Rome during the 2018 South Atlantic League Playoffs, batting .250 (2-for-8, 1 2B).
- **Arizona Fall League:** Played 16G for Peoria in 2021, batting .346 ... Ranked among AFL top 10 in SLG (2nd, .692), OPS (2nd, 1.145), homers (T-4th, 6), batting (7th), RBI (T-7th, 18), and OBP (9th, .453).
- **2019:** With High-A Florida, his 16 homers led the club and ranked fourth in the Florida State League ... Had 43 extra-base hits, third-most in the FSL.
- **2018:** Spent the entire year with Class-A Rome, batting .232 in 114G ... Ranked among Braves MiLB leaders in homers (T-7th, 12) and walks (8th, 43).
- **2017:** Made his professional debut, batting .261 (58-for-222, 15 2B, 1 3B, 13 HR, 36 R, 46 RBI) in 60G between Rookie-level Danville and Rome ... Ranked among Braves MiLB leaders (min. 200 at-bats) in SLG (2nd, .514), OPS (2nd, .865), OBP (7th, .352), homers (8th), and RBI (T-10th).
- **College:** In 3 seasons at Michigan, hit .275 with 34 doubles, three triples, 19 home runs, 93 runs, 114 RBI, and an .835 OPS in 157G ... Was an All-Big Ten First Team selection in 2017 after batting .288 with 12 homers, 60 RBI, and a .919 OPS in 59G as a junior.

## SINGLE-GAME CAREER HIGHS

**H:** 4 (2x, last: 5/29/18, ROM vs. ASH)  
**HR:** 2 (7x, last: 9/7/22, MIS at BLX)  
**RBI:** 7 (7/2/22, MIS at BLX)  
**R:** 3 (3x, last: 4/26/22, MIS at MTG)  
**SB:** 1 (3x, last: 8/24/18, ROM vs. WV)

## MAJOR LEAGUE FIRSTS

Entering 2023, has not made his MLB debut.

## CAREER HITTING STATS

YEAR	CLUB	AVG	G	AB	R	H	2B	3B	HR	RBI	BB	SO	SB	OBP	SLG
2017	Danville (Rk)	.243	29	103	23	25	4	0	10	27	19	30	0	.366	.573
	Rome (A)	.277	31	119	13	33	11	1	3	19	8	38	0	.338	.462
2018	Rome (A)	.232	114	409	48	95	22	0	12	46	43	153	3	.317	.374
2019	Florida (Hi-A)	.194	127	454	39	88	26	1	16	51	36	169	0	.254	.361
2021	Mississippi (AA)	.223	86	300	50	67	15	0	18	51	42	131	0	.331	.453
2022	Mississippi (AA)	.213	128	474	71	101	25	0	28	82	75	212	0	.328	.443
Minor League Totals:		.220	515	1859	244	409	103	2	87	276	223	733	3	.312	.418



# JORDAN LUPLOW

BRAVES 40-MAN ROSTER



**HT:** 6-1    **BORN:** 9/26/93 in Visalia, CA (Opening Day Age: 29)  
**WT:** 195    **PRO SEASON:** 10th (4.108 MLB Service Time)  
**B/T:** R/R    **ACQUIRED:** Braves Minor League Free Agent (12/19/22)

## 2022 RECAP

- **With Arizona:** Spent majority of the season with the Diamondbacks, hitting .176 (36-for-205, 5 2B, 11 HR, 28 RBI, 5 SB) in 83G ... Batted .259 (7-for-27) over his final 10G after being recalled on 9/12.
- **In MiLB:** Optioned to Triple-A Reno on 8/29, hit .289 (13-for-45, 3 2B, 10 R, 6 HR, 14 RBI) in a 10G stint with the Aces ... **9/3 vs. LV:** Set a new career high with a 3-homer game against Salt Lake, the third multi-homer game across Triple-A and MLB during his 2022 season ... **9/10 at SL:** Achieved 3 legs of the cycle (1B, 2B, HR) in a 3-for-5 effort during his final game with the Aces.

## TRANSACTIONS

Selected by the Pittsburgh Pirates in the 3rd round of the 2014 June draft out of Fresno State University (Fresno, CA) ... Traded by the Pirates along with SS Max Moroff to the Cleveland Guardians in exchange for RHP Dante Mendoza, 2B Erik Gonzalez and RHP Tahnaj Thomas (11/14/18) ... Traded by the Guardians along with RHP DJ Johnson to the Tampa Bay Rays in exchange for RHP Peyton Battenfield (7/30/21) ... Traded by the Rays to the Arizona Diamondbacks in exchange for SS Ronny Simon (11/26/21) ... Signed by the Atlanta Braves as a minor league free agent (12/19/22).

## AWARDS & HONORS

South Atlantic League Player of the Week (8/10/15) ... *Baseball America* Low Class A All-Star (2015) ... MiLB.com Pittsburgh Pirates Organization All-Star (2015, 2017) ... Eastern League Player of the Week (6/4/17) ... Eastern League Midseason All-Star (2017) ... Pittsburgh Pirates Minor League Player of the Year (2017).

## CAREER NOTABLES

- **2021:** Across 3 levels of the Rays and Guardians organizations, (Rookie, Triple-A, MLB) combined to hit .222 (48-for-216) in 81G ... In the Majors, hit .202 (33-for-163, 8 2B, 11 HR, 28 RBI) in 61G between Tampa Bay and Cleveland ... Spent 2 stints on Injured List from 5/28-7/30 and 8/18-8/27 (sprained left ankle) ... Hit .326 (14-for-43) in his last 15G with the Rays ... **8/14 at MIN:** Made his professional pitching debut with Tampa Bay (1 ER in 1.0 IP).
- **MLB Postseason:** Played for Tampa Bay (4G in 2021) and Cleveland (1G in 2020) ... Batted a combined .333 (3-for-9, 2 R, 2 2B, 1 HR, 6 RBI) in 5G ... Clubbed a grand slam in Game 2 of the 2021 ALDS vs. Boston (off Chris Sale in 14-6 loss).
- **MiLB Postseason:** Played for the Bradenton Marauders in the 2016 Florida State League playoffs, batting .353 (6-for-17, 3 HR) in 5G.
- **2017:** Made his MLB debut with Pittsburgh, hitting .205 (16-for-78) in 27G ... Named the Pirates' Minor League Player of the Year after batting .302 (125-for-414, 22 2B, 23 HR, 56 RBI) in 117G between Double-A Altoona and Triple-A Indianapolis ... Named an Eastern League Mid-season All-Star with Altoona.
- **Summer Ball:** Played for Orleans of the Cape Cod League in 2013, batting .325 (49-for-151, 12 2B, 4 HR, 18 R, 28 RBI, 2 SB) in 41G.
- **College:** Played 3 seasons at Fresno State (2012-2014), batting .314 (188-for-599, 45 2B, 6 3B, 14 HR, 96 R, 103 RBI, 26 SB) in 157G ... Named the Mountain West Conference Player of the Year and a Golden Spikes Award semifinalist as a junior in 2014 after batting .377 (81-for-215, 21 2B, 9 HR, 40 R, 48 RBI, 10 SB) in 57G.

## SINGLE-GAME CAREER HIGHS

**H:** 4 (2x, last: 8/26/21, FCL RAY vs. FCL ORI)  
**HR:** 3 (9/3/22, RNO vs. LV)  
**RBI:** 5 (2x, last: 4/10/21, CLE vs. DET)  
**R:** 4 (7/6/17, IND at COL)  
**SB:** 2 (3x, last: 5/7/22, ARI vs. COL)

## MAJOR LEAGUE FIRSTS

**GAME:** 7/28/17, PIT at SD (0-for-3)  
**HIT:** 9/2/17, PIT vs. CIN (single off Tyler Mahle)  
**HOME RUN:** 9/2/17, PIT vs. CIN (3-run off Wandy Peralta)

## CAREER HITTING STATS

YEAR	CLUB	AVG	G	AB	R	H	2B	3B	HR	RBI	BB	SO	SB	OBP	SLG
2014	Jamestown (SS-A)	.277	62	220	31	61	12	1	6	30	27	44	10	.360	.423
2015	West Virginia (A)	.264	106	390	74	103	36	3	12	67	59	67	11	.366	.464
2016	Bradenton (Hi-A)	.254	104	354	63	90	23	3	10	54	60	78	6	.363	.421
2017	Altoona (AA)	.287	73	254	45	73	15	0	16	37	29	45	1	.368	.535
	Indianapolis (AAA)	.325	44	160	29	52	7	1	7	19	16	36	4	.401	.513
	PITTSBURGH (MLB)	.205	27	78	6	16	3	1	3	11	6	22	0	.276	.385
2018	Indianapolis (AAA)	.287	88	314	41	90	25	3	8	49	39	64	7	.367	.462
	PITTSBURGH (MLB)	.185	37	92	16	17	1	3	3	7	10	18	2	.272	.359
2019	Columbus (AAA)	.311	13	45	12	14	3	0	2	7	10	14	2	.456	.511
	CLEVELAND (MLB)	.276	85	225	42	62	15	1	15	38	33	61	3	.372	.551
2020	CLEVELAND (MLB)	.192	29	78	8	15	5	1	2	8	12	19	0	.304	.359
2021	CLEVELAND (MLB)	.173	36	98	12	17	5	0	7	20	21	31	0	.331	.439
	Columbus (AAA)	.261	8	23	6	6	4	0	2	7	5	4	0	.393	.696
	ACL Guardians (Rk)	.333	3	3	3	1	0	0	0	0	4	0	0	.714	.333
	Durham (AAA)	.182	7	22	2	4	1	0	0	2	5	6	0	.333	.227
	TAMPA BAY (MLB)	.246	26	65	11	16	3	0	4	8	7	26	1	.319	.477
	FCL Rays (Rk)	.800	1	5	2	4	1	0	1	3	0	0	1	.800	1.600
2022	ARIZONA (MLB)	.176	83	205	26	36	5	0	11	28	25	60	5	.274	.361
	Reno (AAA)	.289	10	45	10	13	3	0	6	14	2	9	0	.333	.756
Minor League Totals:		.278	519	1835	318	511	130	11	70	289	256	367	42	.372	.476
Major League Totals:		.213	323	841	121	179	37	6	45	129	114	237	11	.313	.432

# CODY MILLIGAN

NON-ROSTER INVITEE



**HT:** 5-11    **BORN:** 12/23/98 in Denver, CO (Opening Day Age: 24)  
**WT:** 175    **PRO SEASON:** 4th (0.000 MLB Service Time)  
**B/T:** L/R    **ACQUIRED:** Braves 9th Round Pick in 2019 (Cowley County CC, Kansas)

## 2022 RECAP

- **In MiLB:** Named an Atlanta Braves Organization All-Star by MiLB.com after batting .296 in 123G between High-A Rome and Double-A Mississippi ... Ranked among Braves minor league leaders in hits (1st, 143), batting (2nd), runs (2nd, 92), doubles (2nd, 27), OBP (3rd, .397), walks (3rd, 81), OPS (4th, .778), total bases (5th, 184), stolen bases (9th, 21), and extra-base hits (T-9th, 33) ... Was caught stealing just once all year (95.7%, 22-for-23).
- **With Rome:** Selected to the South Atlantic League Postseason All-Star Team despite logging just 55G with Rome ... Saw time at second base and all three outfield spots ... Racked up 21 extra-base hits in 210 at-bats, batting .329 with a .910 OPS ... **June:** Hit .367 (22-for-60, 6 2B, 1 3B, 1 HR, 19 R, 9 RBI, 1.008 OPS) over his final 15G with the R-Braves ... **6/16 at ASH:** Fell a triple shy of the cycle while setting a career high with 4 RBI (3-for-5, 1 2B, 1 HR, 4 R).
- **With Mississippi:** Promoted to the M-Braves for his Double-A debut on 6/21 ... Saw time defensively at both center field (40G) and second base (28G) ... **August:** Hit .318 (28-for-88, 5 2B, 1 3B, 11 R, 4 RBI, 5 SB) in 21G ... **9/6 at BLX:** Hit his first Double-A homer and finished a triple shy of the cycle (3-for-5, 1 2B, 1 HR, 1 R, 3 RBI).

## TRANSACTIONS

Selected by the Atlanta Braves in the ninth round (277th overall) of the 2019 June draft out of Cowley County Community College (Arkansas City, KS).

## AWARDS & HONORS

South Atlantic League Postseason All-Star (2022) ... MiLB.com Atlanta Braves Organization All-Star (2022).

## CAREER NOTABLES

- **2021:** Spent the entire year with High-A Rome, batting .230 in 96G.
- **2019:** Made his professional debut with Rookie-level Danville, leading the team in hits (54) ... Finished among Appalachian League leaders in walks (1st, 44), stolen bases (5th, 12), and OBP (6th, .384).
- **College:** Began his collegiate career at Oklahoma State University in 2018, logging 15G (.125, 1-for-8) ... Transferred to Cowley County Community College in 2019 and hit .453 with a school-record nine triples and 30 stolen bases (30-for-30).
- **Summer Ball:** Played for Eau Claire of the Northwoods League in 2018, batting .272 (44-for-162, 8 2B, 1 3B, 1 HR, 23 R, 18 RBI, 10 SB) in 46G.

MILLIGAN

## SINGLE-GAME CAREER HIGHS

**H:** 3 (21x, last: 9/6/22, MIS at BLX)  
**HR:** 1 (4x, last: 9/6/22, MIS at BLX)  
**RBI:** 4 (6/16/22, ROM at ASH)  
**R:** 4 (2x, last: 6/16/22, ROM at ASH)  
**SB:** 2 (2x, last: 9/9/22, MIS at BLX)

## MAJOR LEAGUE FIRSTS

Entering 2023, has not made his MLB debut.

## CAREER HITTING STATS

YEAR	CLUB	AVG	G	AB	R	H	2B	3B	HR	RBI	BB	SO	SB	OBP	SLG
2019	Danville (Rk)	.252	59	214	37	54	7	0	1	12	44	54	12	.384	.299
2021	Rome (Hi-A)	.230	96	352	60	81	13	3	1	31	47	97	15	.328	.293
2022	Rome (Hi-A)	.329	55	210	55	69	17	3	1	15	49	46	7	.458	.452
	Mississippi (AA)	.271	68	273	37	74	10	1	1	21	32	58	14	.345	.326
Minor League Totals:		.265	278	1049	189	278	47	7	4	79	172	255	48	.371	.335

# BRIAN MORAN

NON-ROSTER INVITEE



**HT:** 6-4    **BORN:** 9/30/88 in Port Chester, NY (Opening Day Age: 34)  
**WT:** 225    **PRO SEASON:** 14th (2.039 MLB Service Time)  
**B/T:** L/L    **ACQUIRED:** Braves Minor League Free Agent (1/30/23)

## 2022 RECAP

- **With Salt Lake:** Logged 45G in relief with Triple-A Salt Lake of the Los Angeles Angels organization, going 5-2 with a 4.07 ERA ... Had an ERA below 2.00 in April (1.80, 1 ER in 5.0 IP in 5G), July (1.04, 1 ER in 8.2 IP in 8G), and August (1.32, 2 ER in 13.2 IP in 10G).
- **With LA Angels:** Had his contract selected by the Angels on 4/10 and pitched once, 4/14 at Texas (0.1 IP, 3 H, 2 ER) ... DFA'd and outrighted to Salt Lake on 4/21.
- **With Escogido:** Pitched for Leones del Escogido of the Dominican Winter League after the season, posting a 0.60 ERA (1 ER in 15.0 IP), 0.73 WHIP, and 9.6 SO/9.0 IP ratio over 19G in relief.

## TRANSACTIONS

Selected by the Seattle Mariners in the seventh round of the 2009 June draft out of the University of North Carolina (Chapel Hill, NC) ... Selected from the Mariners by the Toronto Blue Jays in the 2013 Rule 5 Draft (12/12/13) ... Traded by the Blue Jays to the Los Angeles Angels (12/12/13) ... Returned to the Mariners by the Angels (10/30/14) ... Selected from the Mariners by the Cleveland Indians in the 2015 Rule 5 Draft (12/10/15) ... Signed by the Atlanta Braves as a minor league free agent (8/10/16) ... Selected from the Braves by the Baltimore Orioles in the 2016 Rule 5 Draft (12/8/16) ... Signed by the Los Angeles Dodgers as a minor league free agent (7/15/17) ... Signed by the Colorado Rockies as a minor league free agent (7/17/18) ... Signed by the Miami Marlins as a minor league free agent (12/3/18) ... Signed by the Blue Jays as a minor league free agent (2/7/20) ... Claimed off waivers from the Blue Jays by the Marlins (8/2/20) ... Signed by the Tampa Bay Rays as a minor league free agent (2/12/21) ... Signed by the Angels as a minor league free agent (11/24/21) ... Signed by the Braves as a minor league free agent (1/30/23).

## AWARDS & HONORS

Midwest League Midseason All-Star (2010) ... MiLB.com Seattle Mariners Organization All-Star (2010) ... Pacific Coast League Midseason All-Star (2013).

## CAREER NOTABLES

- **2021:** With Durham, ranked among Triple-A East leaders in games (T-2nd, 53), ERA (3rd, 2.16) and SO/9.0 IP ratio (5th, 11.7).
- **2020:** Made his first career MLB Opening Day roster.
- **2019:** In his MLB debut with Miami on 9/5 at Pittsburgh, struck out his brother Colin ... Marked the first time in the modern era (since 1900) that a brother faced his sibling in a batter-pitcher matchup of a MLB debut.
- **MiLB Postseason:** Is 1-0 with a 5.19 ERA (5 ER in 8.2 IP) over 9G with Double-A West Tenn (2010), Triple-A Gwinnett (2016), and Double-A Tulsa (2017).
- **Arizona Fall League:** Pitched for Peoria in 2011, going 1-0 with a 1.32 ERA (2 ER in 13.2 IP) and 1 save in 11G.
- **Indy Ball:** Played in the independent Atlantic League in 2016-17 with Bridgeport.
- **Winter Ball:** Has played for both Manati (2012-13) and Caguas (2016-17) of the Puerto Rican League, and Escogido (2022-23) of the Dominican League.
- **Bloodlines:** Is the brother of Seattle Mariners' 1B Colin Moran, and nephew of former Major Leaguers Rick and B.J. Surhoff.

## SINGLE-GAME CAREER HIGHS

**IP:** 3.1 (8/24/19, NO vs. RR)  
**SO:** 6 (4x, last: 9/1/17, TUL vs. NWA)  
**BB:** 3 (7x, last: 8/17/19, NO at SA)  
**H:** 7 (2x, last: 5/2/18, OKC at MEM)  
**ER:** 7 (4/16/11, JXN vs. JAX)

## MAJOR LEAGUE FIRSTS

**GAME:** 9/5/19, MIA at PIT (1.0 IP, 0 H, 0 R, 0 BB, 1 SO)  
**STRIKEOUT:** 9/5/19, MIA at PIT (Colin Moran, looking)  
**WIN:** 9/5/19, MIA at PIT (1.0 IP, 0 H, 0 R, 0 BB, 1 SO)

## CAREER PITCHING STATS

YEAR	CLUB	W-L	ERA	G	GS	CG	SHO	SV	IP	H	R	ER	HR	BB	SO	BAA	
2009	Pulaski (Rk)	1-0	3.72	6	0	0	0	2/2	9.2	6	5	4	0	2	14	.167	
	Clinton (A)	0-3	2.89	12	0	0	0	0/0	18.2	14	7	6	0	7	17	.212	
2010	Clinton (A)	4-1	1.34	22	0	0	0	3/4	40.1	34	8	6	0	6	48	.230	
	High Desert (Hi-A)	2-0	1.42	17	0	0	0	1/1	25.1	22	4	4	0	2	29	.232	
	West Tenn. (AA)	0-0	13.50	2	0	0	0	0/0	2.0	4	3	3	0	1	1	.500	
2011	Jackson (AA)	5-3	4.60	45	0	0	0	0/0	60.2	60	31	31	9	22	63	.256	
2012	Jackson (AA)	1-2	1.14	24	0	0	0	0/1	31.2	30	5	4	1	6	29	.248	
	Tacoma (AAA)	3-3	3.89	23	0	0	0	2/4	37.0	23	17	16	6	12	53	.178	
2013	Tacoma (AAA)	2-5	3.45	48	0	0	0	4/7	62.2	70	28	24	4	20	85	.290	
2014	DID NOT PITCH - INJURED (Tommy John Surgery)																
2015	Bakersfield (Hi-A)	0-0	0.00	2	0	0	0	0/0	3.0	0	0	0	0	1	0	.000	
	Jackson (AA)	2-1	3.56	25	0	0	0	0/1	30.1	29	12	12	2	17	29	.261	
2016	Gwinnett (AAA)	0-0	5.06	6	0	0	0	0/0	5.1	6	3	3	1	0	1	.300	
2017	Tulsa (AA)	0-1	1.89	19	0	0	0	1/1	19.0	12	4	4	1	3	27	.182	
2018	Tulsa (AA)	1-1	3.71	22	0	0	0	3/3	26.2	30	13	11	3	10	34	.294	
	Hartford (AA)	0-1	2.42	19	0	0	0	0/1	22.1	15	7	6	1	7	32	.185	
	Oklahoma City (AAA)	1-1	6.17	9	0	0	0	0/1	11.2	16	9	8	0	5	10	.333	
2019	New Orleans (AAA)	2-3	3.15	43	1	0	0	0/3	60.0	45	25	21	6	26	77	.207	
	MIAMI (MLB)	1-0	4.26	10	0	0	0	0/1	6.1	6	3	3	1	2	10	.250	
2020	MIAMI (MLB)	1-0	12.27	5	0	0	0	0/0	3.2	5	5	5	1	6	6	.313	
	TORONTO (MLB)	0-0	0.00	2	0	0	0	0/1	1.0	1	0	0	0	0	1	.250	
2021	Durham (AAA)	1-0	2.16	53	0	0	0	1/2	50.0	29	15	12	1	14	65	.169	
2022	Salt Lake (AAA)	5-2	4.07	45	1	0	0	0/2	48.2	49	25	22	7	14	52	.257	
	LA ANGELS (MLB)	0-0	54.00	1	0	0	0	0/0	0.1	3	2	2	1	1	0	.750	
Minor League Totals:		30-27	3.14	442	2	0	0	17/33	565.0	494	221	197	42	175	666	.236	
Major League Totals:		2-0	7.94	18	0	0	0	0/2	11.1	15	10	10	3	9	17	.313	

MORAN

HT: 6-3    BORN: 4/14/00 in Santo Domingo Centro, D.R. (Opening Day Age: 22)  
 WT: 190    PRO SEASON: 5th (0.000 MLB Service Time)  
 B/T: R/R    ACQUIRED: Atlanta Braves Non-Drafted Free Agent (6/11/18)

### 2023 PROSPECT RANKINGS

MLB.com Braves Top 30: **#21**

### 2022 RECAP

- **In MILB:** In his first full season stateside, combined to go 8-4 with a 4.66 ERA (52 ER in 100.1 IP), 1.39 WHIP, and .246 BAA in 22 starts ... Was 1 of 7 Braves farmhands to tally a complete game (T-1st in organization).
- **With Rome:** Opened the year with the R-Braves, making 19 starts in his High-A debut ... Went 6-2 with a 3.42 ERA (18 ER in 47.1 IP), 1.18 WHIP, and .233 BAA in 10 starts at home ... Had 3 starts of 6.0 scoreless innings ... **6/7 vs. WIL:** Credited with a 5.1-inning rain-shortened complete game (10 H, 6 ER, 1 HR, 1 B, 8 SO) in a 6-1 loss ... **7/29 at HIC:** Struck out a career-high 12 over 6.0 IP (3 H, 0 R, 1 BB) in a 5-3 win ... **6/26-8/4:** Over his final 7 starts, was 6-1 with a 1.67 ERA (7 ER in 37.2 IP).
- **With Mississippi:** Promoted for his Double-A debut on 8/9 and made 3 starts ... **8/21 vs. PNS:** In his second start, logged 5.2 innings (ND, 2 H, 1 ER, 1 HR, 2 BB, 6 SO) ... Transferred to the M-Braves Development List on 9/5 and missed the remainder of the season.
- **40-Man Roster:** Had his contract selected by Atlanta on 11/15, his first time on an MLB roster.

### TRANSACTIONS

Signed by the Atlanta Braves as a non-drafted free agent (6/11/18).

### AWARDS & HONORS

Dominican Summer League Braves Pitcher of the year (2019).

### CAREER NOTABLES

- **2021:** After not pitching in 2020, made his full-season Minor League debut with Class-A Augusta ... Limited to 8G (6 starts) due to a pair of lengthy stints on the Injured List (out 6/15-7/15 and 7/23-9/22).
- **2019:** Named the Dominican Summer League Braves Pitcher of the Year after leading the team in starts (14), innings (62.0), and strikeouts (67) ... His .213 BAA was the lowest among qualified pitchers in Atlanta's minor league system ... Earned the DSL Braves' June Pitcher of the Month award (0-1, 3.00 ERA).

MUNOZ

### SINGLE-GAME CAREER HIGHS

IP: 6.0 (5x, last: 7/29/22, ROM at HIC)  
 SO: 12 (7/29/22, ROM at HIC)  
 BB: 4 (5x, last: 5/25/22, ROM at HV)  
 H: 10 (2x, last: 8/7/22, ROM vs. WIL)  
 ER: 7 (8/12/22, MIS at TNS)

### MAJOR LEAGUE FIRSTS

Entering 2023, has not made his MLB debut.

### CAREER PITCHING STATS

YEAR	CLUB	W-L	ERA	G	GS	CG	SHO	SV	IP	H	R	ER	HR	BB	SO	BAA
2018	DSL Braves (Rk)	1-2	6.88	10	0	0	0	1/2	17.0	22	15	13	0	14	17	.319
2019	DSL Braves (Rk)	0-5	3.77	14	14	0	0	0/0	62.0	48	39	26	2	29	67	.213
2021	Augusta (A)	1-2	6.67	8	6	0	0	0/1	29.2	33	23	22	3	11	33	.282
2022	Rome (Hi-A)	8-4	4.03	19	19	1	0	0/0	89.1	85	48	40	9	37	105	.244
	Mississippi (AA)	0-0	9.82	3	3	0	0	0/0	11.0	12	14	12	3	5	14	.261
Minor League Totals:		10-13	4.87	54	42	1	0	1/3	209.0	200	139	113	17	96	236	.248



**HT:** 6-0    **BORN:** 11/14/93 in Fayetteville, NC (Opening Day Age: 29)  
**WT:** 180    **PRO SEASON:** 8th (0.000 MLB Service Time)  
**B/T:** L/R    **ACQUIRED:** Braves Minor League Free Agent (1/24/22)

## 2022 RECAP

- **Spring Training:** Was a Houston non-roster invitee to Spring Training, marking his second Major League spring invite (2019 with MIL).
- **With Sugar Land:** In his second season (first full year) with the Astros Triple-A affiliate, pitched almost exclusively in relief ... Reached career highs in games (47), innings (65.2), and strikeouts (77) ...
- **Awesome August:** Went 1-0 with a 0.79 ERA (1 ER in 11.1 IP), .108 BAA, and 0.53 WHIP in 7G (1 start) ... It was the second-best month of WHIP in his career since he posted an 0.50 WHIP in August 2021 (min. 10.0 IP).

## TRANSACTIONS

Selected by the Milwaukee Brewers in the 21st round of the 2015 June draft (North Carolina State University) ... Signed by the Houston Astros as a minor league free agent (05/25/21) ... Signed by the Atlanta Braves as a minor league free agent (1/24/23).

## AWARDS & HONORS

Southern League Midseason All-Star (2018).

## CAREER NOTABLES

- **2021:** In his first year in the Houston organization, went 4-1 with a 2.81 ERA (15 ER in 48.0 IP), .191 BAA, 0.92 WHIP, and 6 saves (6-for-7) in 36G between Double-A Corpus Christi and Triple-A Sugarland.
- **2019:** Invited to Milwaukee Brewers Spring Training ... Spent the season between Double-A Biloxi and Triple-A San Antonio, combined to go 1-3 with a 4.13 ERA (22 ER in 48.0 IP) and 3 saves (3-for-6) in 35G.
- **2018:** Posted a career-best 1.39 ERA (9 ER in 58.1 IP) in 44G between High-A Carolina and Biloxi ... Named a Southern League Midseason All-Star and finished among league leaders in relief BAA (2nd, .184), relief baserunners per 9.0 IP ratio (2nd, 9.11), and wins (T-2nd, 10) ... **May:** Went 2-1 with a 0.59 ERA (1 ER in 15.1 IP) over 10G with Biloxi.
- **Arizona Fall League:** In lone AFL season with Peoria in 2018, went 1-0 with a 1.50 ERA (2 ER in 12.0 IP), 1.08 WHIP and 9.8 SO/9.0 IP ratio in 10G.
- **2017:** Had his season limited due to a strained latissimus dorsi injury (back) ... Combined to go 1-1 with a 5.73 ERA (14 ER in 22.0 IP) in 14G (1 start) between Carolina and the AZL Brewers (rehab).
- **MiLB Postseason:** Pitched for Biloxi in both 2018 and 2019, combining to go 0-0 with a 3.00 ERA (2 ER in 6.0 IP) and .167 BAA in 7G.
- **College:** Pitched predominantly as a reliever at NC State from 2013-15, amassing a 3-1 record with a 3.19 ERA (26 ER in 73.1 IP) in 51G (2 starts).

## SINGLE-GAME CAREER HIGHS

**IP:** 4.0 (2x, last: 5/27/17, CAR vs. MB)  
**SO:** 10 (8/15/15, HEL at IDF)  
**BB:** 3 (7/13/16, BRV vs. JUP)  
**H:** 7 (6/22/22, SUG vs. TAC)  
**ER:** 7 (6/22/22, SUG vs. TAC)

## MAJOR LEAGUE FIRSTS

Entering 2023, has not made his MLB debut.

## CAREER PITCHING STATS

YEAR	CLUB	W-L	ERA	G	GS	CG	SHO	SV	IP	H	R	ER	HR	BB	H	BAA
2015	AZL Brewers (Rk)	0-2	1.93	6	0	0	0	0/0	9.1	10	6	2	0	3	13	.270
	Helena (Rk)	0-2	2.45	8	0	0	0	0/2	18.1	11	5	5	2	2	30	.167
2016	Brevard County (Hi-A)	1-3	3.04	38	0	0	0	10/15	56.1	45	20	19	3	18	67	.216
	AZL Brewers (Rk)	0-0	13.50	3	1	0	0	0/0	2.0	5	3	3	1	0	4	.455
2017	Carolina (Hi-A)	1-1	4.95	11	0	0	0	2/3	20.0	23	15	11	2	8	19	.295
	Carolina (Hi-A)	0-0	0.00	2	0	0	0	2/2	2.0	2	0	0	0	1	3	.250
2018	Biloxi (AA)	10-3	1.44	42	0	0	0	4/5	56.1	36	17	9	1	18	60	.184
	Biloxi (AA)	0-0	1.54	11	0	0	0	2/3	11.2	14	4	2	0	6	13	.292
2019	San Antonio (AAA)	1-3	4.95	24	0	0	0	1/3	36.1	41	24	20	5	8	35	.287
	Corpus Christi (AA)	2-0	1.84	25	0	0	0	6/7	29.1	16	6	6	1	6	34	.154
2021	Sugar Land (AAA)	2-1	4.34	11	0	0	0	0/0	18.2	18	10	9	2	4	19	.243
	Sugar Land (AAA)	4-4	4.66	47	2	0	0	0/0	65.2	71	39	34	14	21	77	.272
Minor League Totals:		21-19	3.31	228	3	0	0	29/40	326.0	292	149	120	31	95	374	.237

# ARDEN PABST



**HT:** 6-1    **BORN:** 3/14/95 in Los Angeles, CA (Opening Day Age: 28)  
**WT:** 205    **PRO SEASON:** 7th (0.000 MLB Service Time)  
**B/T:** R/R    **ACQUIRED:** Braves Minor League Free Agent (11/1/22)

## 2022 RECAP

- **With Gwinnett:** Was on the Stripers' Opening Night roster, his first time beginning a season in Triple-A ... Played just once for Gwinnett, serving as the DH on 4/8 at Memphis (0-for-3, 2 SO) ... Transferred to Double-A Mississippi on 4/20.
- **In MiLB:** In 21G between Gwinnett, Mississippi, and the FCL Braves, hit .219 (14-for-64, 2 2B, 5 HR, 8 R, 12 RBI, 1 SB, .795 OPS) ... Posted a .987 FPCT (1 error in 75 total chances) in 8G at catcher ... Was with the M-Braves from 4/20-4/25 and 8/16-end of season ... Was on the FCL roster from 4/26-8/15.

## TRANSACTIONS

Selected by the Pittsburgh Pirates in the 12th round of the 2016 June draft out of Georgia Tech University (Atlanta, GA) ... Signed by the Atlanta Braves as a minor league free agent (3/8/22) ... Re-signed by Atlanta (11/1/22).

## AWARDS & HONORS

Florida State League Midseason All-Star (2018).

## CAREER NOTABLES

- **2021:** Earned an invite to MLB Spring Training from the Pittsburgh Pirates ... Was the Opening Day catcher for Double-A Altoona ... Appeared in 62G, leading all catchers on the team ... **5/8 vs. BOW:** Matched a career high with 4 RBI (2-for-3, 1 2B, 1 HR) ... **July:** Hit .289 with 3 homers and an .830 OPS in 13G ... **8/28 vs. RIC:** Made his professional pitching debut in relief (0.1 IP, 0 H, 0 R, 0 SO) during a 15-3 loss ... **9/11 vs. ERI:** Posted his second 4-RBI game of the year (2-for-4, 2B, HR) ... Released by Pittsburgh on 11/12.
- **2020:** Earned an invite to Pittsburgh Pirates' Spring Training ... Was not on Pittsburgh's 60-man player pool ... Played for the Sugar Land Lightning Sloths of the Constellation Energy League (.125, 0 XBH, 1 RBI in 5 games).
- **2019:** Earned an invite to Pirates' Spring Training ... Spent the full season with Altoona, appearing in a career-high 73G ... Committed just 1 error in 604 total chances for a .998 FPCT ... **4/11 at AKR:** Caught all 12 innings of a 3-2 win, matching his career high.
- **2018:** Across 3 levels in the Pirates organization hit .264 (61-for-231, 14 2B, 2 3B, 10 HR, 36 RBI, 2 SB, .778 OPS) ... In 62G at catcher, boasted a .992 FPCT and caught 45.8% (27-of-59) of attempting base stealers ... Began the season in Advanced-A Bradenton ... Named to the Florida State League Midseason All-Star team ... Promoted to Indianapolis for 1G, his Triple-A debut on 6/24 vs. Durham (2-for-3, 1 R) ... Had a 10-game hitting streak from 6/24-7/7 (.432, 16-for-37, 2 HR, 7 RBI, 3 BB, 1.247 OPS).
- **MiLB Postseason:** Played 1G for Altoona during the Eastern League Playoffs in 2018, 9/7 vs. Akron (1-for-4, 1 R, 1 RBI).
- **College:** Played 3 seasons at Georgia Tech (2014-16), batting .234 (87-for-372, 17 2B, 1 3B, 6 HR, 56 R, 54 RBI, 4 SB, .660 OPS) in 124G.

PABST

## SINGLE-GAME CAREER HIGHS

**H:** 4 (4/6/18, BRD at STL)  
**HR:** 2 (5/6/18, BRD at CHA)  
**RBI:** 4 (4x, last: 9/11/21, ALT vs. ERI)  
**R:** 3 (2x, last: 7/20/21, ALT at SOM)  
**SB:** 1 (3x, last: 6/11/22, FCL BRA at FCL RAY)

## MAJOR LEAGUE FIRSTS

Entering 2023, has not made his MLB debut.

## CAREER HITTING STATS

YEAR	CLUB	AVG	G	AB	R	H	2B	3B	HR	RBI	BB	SO	SB	OBP	SLG
2016	West Virginia (SS-A)	.225	34	120	14	27	2	2	0	7	11	25	0	.299	.275
2017	West Virginia (A)	.242	67	231	24	56	12	0	4	23	18	50	0	.299	.346
2018	Bradenton (Hi-A)	.281	46	171	19	48	12	2	8	29	10	27	2	.317	.515
	Altoona (AA)	.193	19	57	6	11	2	0	2	7	5	15	0	.258	.333
	Indianapolis (AAA)	.667	1	3	1	2	0	0	0	0	0	1	0	.667	.667
2019	Altoona (AA)	.192	73	250	18	48	11	3	4	23	11	73	0	.232	.308
2021	Altoona (AA)	.194	62	206	21	40	7	0	7	28	7	73	0	.220	.330
2022	Gwinnett (AAA)	.000	1	3	0	0	0	0	0	0	0	2	0	.000	.000
	GCL Braves (Rk)	.176	12	34	5	6	0	0	3	6	6	10	1	.326	.441
	Mississippi (AA)	.296	8	27	3	8	2	0	2	6	1	9	0	.321	.593
Minor League Totals:		.223	323	1102	111	246	48	7	30	129	69	285	3	.223	.272

**HT:** 6-1    **BORN:** 4/7/96 in Seoul, South Korea (Opening Day Age: 26)  
**WT:** 200    **PRO SEASON:** 8th (0.115 MLB Service Time)  
**B/T:** L/R    **ACQUIRED:** Via trade with Boston in exchange for PTBNL (12/16/22)

## 2022 RECAP

- **With Pittsburgh:** Was a member of the Pirates' Opening Day roster, his first time on a MLB roster to begin a season ... Over 4 stints, hit .216 in 23G ... Played defensively at second base (11G), third base (6G), shortstop (3G), and right field (2G).
- **With Indianapolis:** Logged 89G with Pittsburgh's Triple-A affiliate, batting .225 ... Played defensively at third base (36G), second base (23G), shortstop (15G), right field (8G), and left field (3G) ... In 9G in June, hit .310 (9-for-29, 2 2B, 1 HR, 6 R, 6 RBI, .912 OPS) ... **9/4 at LOU:** Tied his single-game career high for RBI with 4 (2-for-4, 1 HR, 2 R).

## TRANSACTIONS

Signed by the New York Yankees as a non-drafted free agent (7/2/14) ... Traded by the Yankees to the Pittsburgh Pirates along with INF Diego Castillo in exchange for RHP Clay Holmes (7/26/21) ... Traded by the Pirates to the Boston Red Sox in exchange for LHP Inmer Lobo (11/23/22) ... Traded by the Red Sox along with RHP Jacob Wallace as part of a three-team deal with the Kansas City Royals and the Atlanta Braves in exchange for Royals' RHP Wyatt Mills and a Braves player to be named later (12/16/22).

## AWARDS & HONORS

Appalachian League Player of the Week (8/17/15) ... South Atlantic League Midseason All-Star (2017) ... Eastern League Midseason All-Star (2019), MiLB.com New York Yankees Organization All-Star (2019).

## CAREER NOTABLES

- **2021:** Made his MLB debut with the New York Yankees (1G) before finishing the year with the Pittsburgh Pirates (44G) ... Between NYY and PIT, hit .195 (25-for-128, 5 2B, 2 3B, 3 HR, 16 R, 14 RBI, 1 SB) ... Also played 66G in the minors for the Yankees and Pirates, hitting .290 (65-for-224, 10 2B, 1 3B, 11 HR, 50 R, 35 RBI, 12 SB) ... Upon trade to Pittsburgh on 7/26, ranked first among Triple-A East players in batting (.327), OBP (.475), OPS (1.042), and walks (46).
- **2019:** Named an Eastern League Midseason All-Star with Double-A Trenton ... Ranked among league leaders in OBP (5th, .363), walks (T-8th, 57), and runs (9th, 60).
- **2018:** With High-A Tampa, led the Florida State Laeague in OBP (.387).
- **2017:** Combined to bat .251 (105-for-418, 12 2B, 6 3B, 7 HR, 73 R, 39 RBI, 25 SB) in 110G between Class-A Charleston and High-A Tampa ... Selected to the South Atlantic League Midseason All-Star Team.
- **2016:** With Class-A Charleston, led the South Atlantic League in triples (12) and ranked third in walks (67) ... Reached base safely in 23 consecutive games from 4/11-5/10, the ninth-longest on-base streak in the league that year.
- **2015:** Made his pro debut with Short-A Pulaski ... Ranked second in the Appalachian League in runs scored (48) and tied for fourth in walks (34) ... Hit safely in 42 of 56G and reached safely in 50 of 56G ... Earned Appy League Player of the Week for 8/10-8/16 after batting .400 (10-for-25, 2 3B, 2 HR, 7 R, 7 RBI) in 6G ... Ranked the league's No. 12 prospect by *Baseball America* following the season.
- **MiLB Postseason:** Has logged 15G all-time with Rookie-level Pulaski (2015), Class-A Charleston (2016), High-A Tampa (2017), and Double-A Trenton (2019) ... Batting a combined .228 (13-for-57, 1 2B, 1 3B, 1 HR, 6 R, 4 RBI, 1 SB) ... Was a part of Trenton's Eastern League championship team in 2019, batting .150 (3-for-20, 3 R, 1 SB) in 6G.

## SINGLE-GAME CAREER HIGHS

**H:** 4 (5x, last: 6/27/21, SWB at LHV)  
**HR:** 1 (49x, last: 9/4/22, IND at LOU)  
**RBI:** 4 (3x, last: 9/4/22, IND at LOU)  
**R:** 3 (17x, last: 8/17/22, IND vs. IOW)  
**SB:** 3 (7/24/16, CSC at HAG)

## MAJOR LEAGUE FIRSTS

**GAME:** 7/16/21, NYY vs. BOS (PH, 0-for-1)  
**HIT:** 8/1/21, PIT vs. PHI (double off Kyle Gibson)  
**HOME RUN:** 8/10/21, PIT vs. STL (solo off J.A. Happ)

## CAREER HITTING STATS

YEAR	CLUB	AVG	G	AB	R	H	2B	3B	HR	RBI	BB	SO	SB	OBP	SLG
2015	Pulaski (Rk)	.239	56	222	48	53	11	3	5	30	34	50	12	.351	.383
2016	Charleston (A)	.225	116	435	60	98	15	12	2	34	67	120	32	.336	.329
2017	Charleston (A)	.262	86	324	53	85	6	5	6	34	39	63	18	.358	.367
	Tampa (Hi-A)	.213	24	94	20	20	6	1	1	5	13	14	7	.315	.330
2018	Tampa (Hi-A)	.258	103	341	46	88	9	2	6	34	68	69	18	.387	.349
2019	Trenton (AA)	.272	113	416	60	113	20	6	3	41	57	91	20	.363	.370
2021	Somerset (AA)	.194	10	31	4	6	1	0	1	3	6	3	3	.316	.323
	NY YANKEES (MLB)	.000	1	1	0	0	0	0	0	0	0	0	0	.000	.000
	Indianapolis (AAA)	.136	8	22	2	3	0	0	0	3	7	7	1	.355	.136
	PITTSBURGH (MLB)	.197	44	127	16	25	5	2	3	14	18	38	1	.299	.339
2022	Indianapolis (AAA)	.225	89	316	48	71	11	0	10	37	52	99	14	.332	.354
	PITTSBURGH (MLB)	.216	23	51	7	11	2	0	2	6	4	15	1	.276	.373
Minor League Totals:		.250	653	2372	385	593	88	30	44	250	389	562	133	.362	.368
Major League Totals:		.201	68	179	23	36	7	2	5	20	22	53	2	.291	.346

**HT:** 6-3    **BORN:** 10/28/98 in Southlake, TX (Opening Day Age: 24)  
**WT:** 229    **PRO SEASON:** 7th (0.000 MLB Service Time)  
**B/T:** R/R    **ACQUIRED:** Braves Minor League Free Agent (12/5/22)

## 2022 RECAP

- **With Portland:** Spent the majority of his season with Boston's Double-A affiliate, hitting .234 (63-for-269) in 75G ... Finished among team leaders in home runs (2nd, 14) and doubles (3rd, 17) ... **4/21 vs. BNG:** Matched career highs for hits (4) and homers (2) in a 4-for-5, 5-RBI effort.
- **With Worcester:** Promoted for his Triple-A debut on 9/23...Saw just 6 plate appearances in 2G with the WooSox ... **9/26 at ROC:** Recorded his first Triple-A hit on a double off MacKenzie Gore.

## TRANSACTIONS

Selected by San Diego Padres in the first round (24th overall) of the 2016 June draft (Carroll High School, Southlake, TX) ... Traded by the Padres to the Boston Red Sox along with OF Jeisson Rosario in exchange for 1B Mitch Moreland (8/30/20) ... Signed by the Atlanta Braves as a minor league free agent (12/5/22).

## AWARDS & HONORS

Midwest League Player of the Week (8/20/17) ... Midwest League Player of the Month (8/2017) ... California League Midseason and Postseason All-Star (2018) ... MiLB.com San Diego Padres Organization All-Star (2018).

## CAREER NOTABLES

- **2021:** In 78G with Double-A Portland, hit .234 (63-for-269) and posted double figures in home runs (11) and doubles (18) ... With RISP, hit .272 with an .872 OPS (22-for-81, 5 HR, 40 RBI) ... Spent a stint on the Injured List from 5/4-6/9 (left oblique strain).
- **2020:** Attended Spring Training with the Padres as a non-roster invitee ... Spent time at both the Padres' and Red Sox' Alternate Training Sites.
- **2018:** Spent the majority of the season with High-A Lake Elsinore, hitting .281 (114-for-406) in 106G ... Finished among High-A leaders in doubles (5th, 35), slugging (9th, .498), and OPS (11th, .848) ... Joined San Antonio for his Double-A debut on 8/9.
- **2017:** Played 125G with Class-A Fort Wayne and launched a career-high 20 homers ... **August:** hit .346 (37-for-107, 10 2B, 8 HR, 23 RBI, 1.061 OPS) in 27G to earn the Midwest League Player of the Month award ... **8/14-8/20:** Named MWL Player of the Week after batting .500 (14-for-28, 1 2B, 2 HR, 6 RBI, 1.298 OPS) in 7G.
- **MiLB Postseason:** Has combined to bat .250 (20-for-80, 4 2B, 5 HR, 10 R, 11 RBI) in 20G during playoff runs with Class-A Fort Wayne (2017), Double-A San Antonio (2018), Double-A Amarillo (2019), and Double-A Portland (2022) ... Was a member of Amarillo's Texas League Championship team in 2019.
- **Arizona Fall League:** Played 2 seasons with Peoria (2018-19), hitting .211 (26-for-123) with 6 doubles, 2 home runs, 16 RBI, 12 BB, and 41 SO ... Helped the Javelinas win the 2018 AFL title.

POTTS

## SINGLE-GAME CAREER HIGHS

**H:** 4 (5x, Last: 4/21/22, POR vs. BNG)  
**HR:** 2 (3x, Last: 4/21/22, POR vs. BNG)  
**RBI:** 7 (8/30/17, FW vs. GL)  
**R:** 4 (2x, Last: 8/18/17, FW vs. GL)  
**SB:** 2 (2x, Last: 8/2/16, AZL PAD at AZL MAR)

## MAJOR LEAGUE FIRSTS

Entering 2023, has not made his MLB debut.

## CAREER HITTING STATS

YEAR	CLUB	AVG	G	AB	R	H	2B	3B	HR	RBI	BB	SO	SB	OBP	SLG
2016	AZL Padres (Rk)	.295	43	183	35	54	12	2	1	21	9	34	8	.333	.399
	Tri-City (SS-A)	.233	16	60	7	14	0	1	0	6	9	13	2	.352	.267
2017	Fort Wayne (A)	.253	125	491	67	124	23	4	20	69	23	140	0	.293	.438
2018	Lake Elsinore (Hi-A)	.281	106	406	66	114	35	1	17	58	37	112	3	.350	.498
	San Antonio (AA)	.154	22	78	5	12	0	0	2	5	10	33	1	.258	.231
2019	AZL Padres (Rk)	.667	4	12	3	8	1	0	1	6	0	3	0	.692	1.000
	Amarillo (AA)	.227	107	409	56	93	23	1	16	59	32	128	3	.290	.406
2021	Portland (AA)	.217	78	281	33	61	18	0	11	47	16	100	0	.264	.399
2022	Portland (AA)	.234	75	269	36	63	17	0	14	44	24	92	1	.297	.454
	Worcester (AAA)	.200	2	5	1	1	1	0	0	0	1	1	0	.333	.400
Minor League Totals:		.248	578	2194	309	544	120	9	82	315	161	656	18	.306	.428



**HT:** 6-0    **BORN:** 5/26/95 in Laredo, TX (Opening Day Age: 27)  
**WT:** 220    **PRO SEASON:** 11th (0.038 MLB Service Time)  
**B/T:** R/R    **ACQUIRED:** Atlanta Braves Minor League Free Agent (6/29/22)

### 2022 RECAP

- **With Gwinnett:** Signed by Atlanta as a MiLB free agent on 7/5 ... Joined Gwinnett and pitched in 21G in relief ... **7/9 vs. CLT:** In his Stripers debut, converted his lone save attempt of the year (1.0 IP, 0 H, 1 SO in 5-3 win) ... **July:** Posted a 1.29 ERA (1 ER in 7.0 IP) and .222 BAA (6 H, 2 BB, 8 SO) in 7G ... **9/13 vs. DUR:** Earned his lone win with Gwinnett (1.0 IP, 0 H, 0 R, 2 SO in 5-4 walk-off victory).
- **Scoreless Streaks:** Had a 6G scoreless streak from 7/9-7/27 (6.0 IP, 4 H, 2 BB, 6 SO, .182 BAA) and a season-best 7G scoreless streak from 8/17-9/13 (7.0 IP, 7 H, 1 BB, 10 SO, .269 BAA).
- **With Tijuana:** Opened the year with Toros de Tijuana of the independent Mexican League, going 1-0 with a 1.17 ERA (2 ER in 15.1 IP), 1 BB, and 22 SO in 16G in relief.

### TRANSACTIONS

Selected by the Tampa Bay Rays in the 8th round of the 2013 June draft out of United South High School (Laredo, TX) ... Traded by the Rays along with P Genesis Cabrera and OF Justin Williams to the St. Louis Cardinals in exchange for OF Tommy Pham and international bonus pool slot money (7/31/18) ... Claimed by the New York Mets off waivers from the Cardinals (7/21/21) ... Signed by the Atlanta Braves as a minor league free agent (6/29/22).

### AWARDS & HONORS

New York-Penn League Pitcher of the Week (8/10/15) ...  
 New York-Penn League Midseason All-Star (2015).

### CAREER NOTABLES

- **2021:** Had his contract selected by St. Louis on 6/28 and pitched once in relief, 6/30 vs. Arizona (0.1 IP, 1 H, 3 ER, 2 BB, 0 SO).
- **2020:** Had his contract selected by St. Louis from the Alternate Training Site on 8/5 and made his Major League debut on 8/16 vs. the Chicago White Sox (0.2 IP, 6 H, 6 ER, 4 HR, 1 BB, 1 SO) ... In the outing, set a Cardinals record for consecutive home runs allowed in a single appearance (4, Yoan Moncada, Yasmani Grandal, Jose Abreu, Eloy Jimenez) ... Optioned on 8/17 and designated for assignment on 9/21.
- **Winter Ball:** Pitched in the Mexican Pacific League with Obregon in 2021-22 and Culiacan in 2022-23.
- **Arizona Fall League:** Pitched in the AFL twice, with Surprise in 2017 and Glendale in 2019 ... Combined to go 2-1 with a 5.48 ERA in 18G (3 starts).
- **2015:** Led all Rays minor league pitchers in WHIP (1.12) and ranked in the top 10 in ERA (T-3rd, 2.97) and BAA (6th, .250) ... Finished among NY-Penn League leaders in ERA (8th) ... Selected to the NYP All-Star Game and threw 1.0 inning (1 H, 0 R) in the game ... Named NYP Pitcher of the Week after tossing 6.0 IP (2 H, 0 R, 1 BB, 5 SO) on 8/4 vs. Tri-City.
- **MiLB Postseason:** Made the lone MiLB Postseason appearance of his career with Rookie-level Princeton in 2014 ... Posted a 3.00 ERA (1 ER in 3.0 IP) in 1G.
- **2014:** Tied for the Appalachian League lead in wins (6).

RAMIREZ

### SINGLE-GAME CAREER HIGHS

**IP:** 6.1 (9/5/16, BG vs. FW)  
**SO:** 8 (6/19/16, BG at FW)  
**BB:** 3 (12x, last: 9/17/22, GWN vs. DUR)  
**H:** 13 (6/27/16, BG at WM)  
**ER:** 8 (6/27/16, BG at WM)

### MAJOR LEAGUE FIRSTS

**GAME:**  
 8/16/20, STL at CWS (0.2 IP, 6 H, 6 ER, 1 BB, 1 SO)  
**STRIKEOUT:**  
 8/16/20, STL at CWS (Luis Robert)  
**WIN:**  
 None

### CAREER PITCHING STATS

YEAR	CLUB	W-L	ERA	G	GS	CG	SHO	SV	IP	H	R	ER	HR	BB	SO	BAA
2013	GCL Rays (Rk)	3-4	5.86	12	1	0	0	0/2	27.2	35	22	18	0	6	16	.307
2014	Princeton (Rk)	6-2	1.86	12	6	0	0	2/2	53.1	41	19	11	2	6	29	.206
2015	Hudson Valley (SS-A)	4-3	2.97	13	13	0	0	0/0	69.2	67	27	23	3	11	43	.250
2016	Bowling Green (A)	7-8	4.68	25	18	0	0	3/3	107.2	126	68	56	10	30	79	.291
2017	Bowling Green (A)	1-0	3.00	2	0	0	0	1/1	6.0	5	2	2	1	3	7	.227
	Charlotte (Hi-A)	2-3	5.52	26	6	0	0	0/0	58.2	69	38	36	7	22	53	.299
2018	Charlotte (Hi-A)	0-0	0.00	8	0	0	0	1/1	12.2	4	0	0	0	0	14	.095
	Montgomery (AA)	3-1	3.32	26	1	0	0	0/1	40.2	37	19	15	4	17	46	.243
	Springfield (AA)	0-0	5.06	10	0	0	0	0/1	10.2	8	6	6	1	5	10	.211
2019	Springfield (AA)	5-3	4.98	41	5	0	0	1/3	72.1	76	45	40	6	29	80	.276
	Memphis (AAA)	1-0	0.00	2	0	0	0	0/0	3.0	0	0	0	0	1	5	.000
2020	ST. LOUIS (MLB)	0-0	81.00	1	0	0	0	0/0	0.2	6	6	6	4	1	1	.857
2021	Memphis (AAA)	0-1	4.34	20	0	0	0	1/1	29.0	26	17	14	2	8	32	.248
	ST. LOUIS (MLB)	0-0	81.00	1	0	0	0	0/0	0.1	1	3	3	0	2	0	.500
	Syracuse (AAA)	0-2	8.31	12	0	0	0	2/4	13.0	18	15	12	3	11	16	.321
2022	Gwinnett (AAA)	1-1	4.91	21	0	0	0	1/1	22.0	26	12	12	1	9	29	.302
Minor League Totals:		33-28	4.19	230	50	0	0	12/20	526.1	538	290	245	40	158	459	.265
Major League Totals:		0-0	81.00	2	0	0	0	0/0	1.0	7	9	9	4	3	1	.778

# ALAN RANGEL

NON-ROSTER INVITEE



HT: 6-2 BORN: 8/21/97 in Hermosillo, Sonora, Mexico (Opening Day Age: 25)  
 WT: 170 PRO SEASON: 8th (0.003 MLB Service Time)  
 B/T: R/R ACQUIRED: Atlanta Braves Non-Drafted Free Agent (7/2/14)

## 2023 PROSPECT RANKINGS

MLB.com Braves Top 30: #26

## 2022 RECAP

- **With Mississippi:** Opened the year in Double-A for the first time in his career ... In 26 starts, went 5-8 with a 5.26 ERA (67 ER in 114.2 IP), 1.50 WHIP, .270 BAA, 50 BB, and 139 SO ... Ranked among Southern League leaders in strikeouts (1st), starts (2nd), and innings (4th) ... **May:** Went 1-0 with a 3.24 ERA and .207 BAA in 5 starts ... His 34 strikeouts in May ranked second in the SL behind teammate Darius Vines (38) ... **7/16 vs. RCT:** Pitched 6.0 scoreless frames (2 H, 3 BB, 7 SO) for the win, his lone start without a run ... **8/18-8/26:** Posted back-to-back quality starts, combining to go 1-0 with a 3.00 ERA and 15 SO over 12.0 innings.
- **With Atlanta:** Recalled by the Braves for the first time in his career on 9/24, joining the club from Mississippi ... Did not make his Major League debut while with the team from 9/24-9/26.
- **With Gwinnett:** Optioned by Atlanta on 9/27, marking his first time on the Stripers' roster ... **9/27 vs. LOU:** Became the sixth pitcher to make his Triple-A debut with the Stripers as a starter in 2022 (ND, 3.0 IP, 4 H, 2 R, 2 ER, 2 BB, 5 SO in 6-4 loss in 11 innings).

## TRANSACTIONS

Signed by the Atlanta Braves as a non-drafted free agent (7/2/14).

## AWARDS & HONORS

None entering 2023.

## CAREER NOTABLES

- **2021:** Combined to go 7-7 with a 3.87 ERA (45 ER in 104.2 IP), 1.03 WHIP, and .210 BAA in 22 games (21 starts) between High-A Rome and Double-A Mississippi ... As of 8/3, ranked among High-A East leaders in strikeouts (1st, 95), innings (1st, 70.2), BAA (1st, .205), WHIP (2nd, 1.06), and ERA (3rd, 3.57) ... Promoted to the M-Braves on 8/3 for his Double-A debut ... Went 2-1 with a 3.79 ERA (8 ER in 19.0 IP), 0.89 WHIP, and .200 BAA in his first 4 starts.
- **MiLB Postseason:** Has appeared in the MiLB Postseason with both Class-A Rome (2018) and Double-A Mississippi (2021), going 1-1 with a 1.38 ERA (2 ER in 13.0 IP), 0.77 WHIP, and .174 BAA in 3G (2 starts) ... Was a member of Mississippi's Double-A South championship team in 2021, pitching twice in the title series vs. Montgomery (1-0, 0.00 ERA, 1 R, 0 ER in 7.0 IP) ... Started Game 5 and got the win (6.0 IP, 3 H, 1 R, 0 ER, 1 BB, 8 SO) as the M-Braves won 2-1 to clinch the title.
- **2019:** With Rome, posted a career-high 10 wins, tied for second-most among Braves MiLB pitchers.
- **2018:** Ranked among the top 10 Braves' farmhands in innings (8th, 125.1), strikeouts (9th, 105), and SO/BB ratio (10th, 3.39) ... Named Rome's Pitcher of the Month for August (2-1, 2.12 ERA, 0.97 WHIP, .210 BAA, 33 SO in 6 starts).
- **Winter Ball:** Pitched for Hermosillo of the Mexican Pacific Winter League in 2019-20 and 2020-21 ... Combined to go 1-1 with a 3.86 ERA (23 ER in 53.2 IP), 1.25 WHIP, 8.2 SO/9.0 IP ratio (49 SO), and 1 save in 29G (4 starts) over the 2 seasons.

RANGEL

## SINGLE-GAME CAREER HIGHS

**IP:** 7.1 (8/13/18, ROM vs. WV)  
**SO:** 11 (5/6/22, MIS vs. PNS)  
**BB:** 5 (3x, last: 7/24/22, MIS at MTG)  
**H:** 10 (2x, last: 8/5/19, ROM at WV)  
**ER:** 8 (9/9/22, MIS at BLX)

## MAJOR LEAGUE FIRSTS

Entering 2023, has not made his MLB debut.

## CAREER PITCHING STATS

YEAR	CLUB	W-L	ERA	G	GS	CG	SHO	SV	IP	H	R	ER	HR	BB	SO	BAA
2015	GCL Braves (Rk)	0-2	6.31	14	1	0	0	0/2	25.2	31	22	18	3	9	23	.295
2016	GCL Braves (Rk)	3-1	3.28	12	9	0	0	0/0	46.2	42	17	17	2	10	47	.241
2017	Rome (A)	2-6	4.71	15	13	0	0	0/0	70.2	82	38	37	5	14	48	.299
2018	Rome (A)	5-7	4.09	25	22	0	0	0/0	125.1	121	62	57	12	31	105	.248
2019	Rome (A)	10-7	4.51	28	24	1	0	0/0	131.2	142	77	66	10	47	121	.271
2019	Rome (Adv-A)	4-5	3.57	15	14	0	0	0/0	70.2	54	39	28	8	21	95	.205
	Mississippi (AA)	3-2	4.50	7	7	0	0	0/0	34.0	28	17	17	3	5	41	.220
2022	Mississippi (AA)	5-8	5.26	26	26	0	0	0/0	114.2	122	74	67	15	50	139	.270
	Gwinnett (AAA)	0-0	6.00	1	1	0	0	0/0	3.0	4	2	2	0	2	5	.308
Minor League Totals:		32-38	4.47	143	117	1	0	0/2	622.1	626	348	309	58	189	624	.259

**HT:** 6-3    **BORN:** 6/27/93 in Caguas, Puerto Rico (Opening Day Age: 29)  
**WT:** 215    **PRO SEASON:** 13th (2.088 MLB Service Time)  
**B/T:** L/L    **ACQUIRED:** Braves Minor League Free Agent (1/11/23)

## 2022 RECAP

- **With Charlotte:** In his lone season in the Chicago White Sox organization, spent the entire year with Triple-A Charlotte ... **May:** In 5 outings, posted a 0.00 ERA (1 R, 0 ER in 6.0 IP) ... Released on 8/2.
- **Winter Ball:** Named Puerto Rican Winter League Pitcher of the Year after going 7-0 with a 0.65 ERA (2 ER in 27.2 IP), 0.76 WHIP, and 11.1 SO/9.0 IP ratio in 24G with Criollos de Caguas.

## TRANSACTIONS

Selected by the Philadelphia Phillies in the 12th round of the 2011 June draft (6/7/11) ... Claimed off waivers from the Phillies by the Pittsburgh Pirates (8/3/19) ... Signed by the Tampa Bay Rays as a minor league free agent (2/1/21) ... Traded by the Rays to the Seattle Mariners in exchange for cash (6/4/21) ... Traded by the Mariners to the Boston Red Sox in exchange for cash (6/14/21) ... Signed by the Chicago White Sox as a minor league free agent (12/3/21) ... Signed by the Atlanta Braves as a minor league free agent (1/11/23).

## AWARDS & HONORS

Eastern League Midseason All-Star (2017) ... Puerto Rican Winter League Pitcher of the Year (2023).

## CAREER NOTABLES

- **2021:** With Seattle and Boston, combined to go 3-0 with a 4.28 ERA (13 ER in 27.1 IP), 23 SO, and a .189 BAA in 23G ... Limited left-handers to a .139 average (5-for-36).
- **2020:** Spent the year at Pittsburgh's Alternate Training Site and also appeared in 3G for the Pirates ... Placed on the 10-day Injured List on 8/15 (right shoulder inflammation) ... Transferred to the 45-day Injured List on 9/21.
- **2018:** Made his first MLB Opening Day roster with Philadelphia and appeared in 36G ... **April:** Went 3-0 with a 2.45 ERA (3 ER in 11.0 IP) in 11G.
- **2017:** Combined to post a 1.92 ERA (12 ER in 56.1 IP) and .165 BAA in 37G between Double-A Reading and Triple-A Lehigh Valley ... Earned Eastern League Mid-season All-Star honors ... Was on the Injured List from 6/3-6/26 (right elbow strain) ... Recalled by Philadelphia on 8/22 for his MLB debut.
- **Arizona Fall League:** Pitched for Glendale in 2015, going 2-2 with a 5.14 ERA (12 ER in 21.0 IP) in 7G.
- **Winter Ball:** Has logged 6 seasons in the Puerto Rican Winter League, going 9-3 with a 1.61 ERA (13 ER in 72.2 IP) and 4 saves in 66G.

## SINGLE-GAME CAREER HIGHS

**IP:** 8.0 (7/1/14, LWD vs. HAG)  
**SO:** 6 (6x, last: 6/23/16, CLR at BRV)  
**BB:** 4 (2x, last: 7/28/16, CLR at POR)  
**H:** 12 (6/21/12, PHL vs. BRA)  
**ER:** 7 (2x, last: 7/11/16, CLR at LAK)

## MAJOR LEAGUE FIRSTS

**GAME:**  
 8/22/17, PHI vs. MIA (1.2 IP, 0 H, 0 R, 1 BB, 2 SO)  
**STRIKEOUT:**  
 8/22/17, PHI vs. MIA (Jose Urena)  
**WIN:**  
 9/27/17, PHI vs. WSH (0.2 IP, 1 H, 0 R in 7-5 win)

## CAREER PITCHING STATS

YEAR	CLUB	W-L	ERA	G	GS	CG	SHO	SV	IP	H	R	ER	HR	BB	SO	BAA
2011	GCL Phillies (Rk)	0-1	8.74	10	0	0	0	0/0	11.1	14	12	11	0	14	10	.298
2012	GCL Phillies (Rk)	2-2	6.60	13	4	0	0	0/0	30.0	44	26	22	3	9	19	.349
2013	Williamsport (SS-A)	5-3	3.59	15	10	0	0	0/0	52.2	52	24	21	1	19	39	.265
2014	Lakewood (A)	6-2	3.69	33	13	0	0	1/1	102.1	102	51	42	9	40	73	.256
2015	Clearwater (Hi-A)	6-5	2.75	26	10	0	0	1/3	88.1	69	33	27	4	23	71	.214
2016	GCL Phillies (Rk)	0-0	4.50	2	0	0	0	0/0	2.0	1	1	1	0	1	1	.167
	Clearwater (Hi-A)	4-3	6.14	22	6	0	0	1/3	58.2	59	43	40	4	23	42	.269
	Reading (AA)	1-1	4.58	13	1	0	0	0/2	17.2	20	9	9	0	14	21	.294
2017	Reading (AA)	1-2	1.89	24	0	0	0	2/4	38.0	22	12	8	2	10	47	.168
	Lehigh Valley (AAA)	0-1	1.96	13	1	0	0	1/1	18.1	10	4	4	3	4	17	.159
	PHILADELPHIA (MLB)	1-0	4.41	13	0	0	0	0/0	16.1	15	8	8	4	9	17	.238
2018	Lehigh Valley (AAA)	0-0	3.97	22	0	0	0	1/3	22.2	18	12	10	2	17	26	.220
	PHILADELPHIA (MLB)	3-2	6.75	36	0	0	0	0/0	36.0	43	28	27	6	15	36	.293
2019	Lehigh Valley (AAA)	1-3	7.41	31	0	0	0	7/10	34.0	38	31	28	4	22	37	.284
	PHILADELPHIA (MLB)	0-0	13.50	4	0	0	0	0/0	2.2	6	7	4	2	3	2	.462
	Indianapolis (AAA)	0-0	2.35	9	0	0	0	1/1	15.1	19	4	4	2	4	12	.306
	PITTSBURGH (MLB)	0-0	5.23	10	0	0	0	0/0	10.1	10	6	6	2	5	10	.263
2020	PITTSBURGH (MLB)	0-0	9.00	3	0	0	0	0/0	4.0	3	4	4	0	2	3	.214
2021	Durham (AAA)	2-2	0.66	12	0	0	0	2/2	13.2	8	2	1	1	2	17	.170
	SEATTLE (MLB)	0-0	9.00	3	0	0	0	0/0	3.0	5	3	3	0	2	2	.385
	Worcester (AAA)	0-0	7.50	5	0	0	0	1/1	6.0	10	5	5	0	3	8	.370
	BOSTON (MLB)	3-0	3.70	20	0	0	0	0/0	24.1	13	10	10	3	14	21	.159
2022	Charlotte (AAA)	4-3	4.91	30	1	0	0	3/5	33.0	31	20	18	4	29	38	.248
Minor League Totals:		32-26	4.15	280	46	0	0	21	544.0	517	289	251	39	234	478	.252
Major League Totals:		8-2	5.77	89	0	0	0	0	96.2	95	66	62	17	50	91	.257

**HT:** 6-2    **BORN:** 4/29/98 in Imbert, Dominican Republic (Opening Day Age: 24)  
**WT:** 170    **PRO SEASON:** 8th (0.000 MLB Service Time)  
**B/T:** L/L    **ACQUIRED:** Braves Minor League Free Agent (1/30/23)

## 2022 RECAP

- **With Springfield:** Saw role transition to a primary reliever for the first time in his career while also recording a career-high in appearances (30G, 10 starts) ... Eclipsed 100 innings pitched for third time in the past 4 seasons (2018, 2019, 2022) ... Went 2-2 with a 4.38 ERA (25 ER in 51.1 IP) in his 10 starts and 3-3 with a 7.67 ERA (50 ER in 58.2 IP) in his 20G in relief.
- **Winter Ball:** Played for the Estrellas Orientales in the Dominican Winter League ... Tallied a 1-0 record and a 0.81 ERA (3 ER in 33.1 IP), 1.02 WHIP, and a 3.33 SO/BB ratio ... Made 6 starts in 10G.

## TRANSACTIONS

Signed by the Pittsburgh Pirates as an amateur free agent (7/2/14) ... Traded by the Pirates to the St. Louis Cardinals in exchange for cash (9/20/20) ... Signed by the Atlanta Braves as a minor league free agent (1/30/23).

## AWARDS & HONORS

Eastern League Pitcher of the Week (9/2/19) ... MiLB.com Pittsburgh Pirates Organization All-Star (2019).

## CAREER NOTABLES

- **2021:** Invited to St. Louis Cardinals Spring Training ... Spent the entire year with Double-A Springfield and ranked among top Cardinals minor league pitchers in innings pitched (10th, 91.2) ... Finished among Texas League leaders in games started (4th, 21).
- **2019:** Named a Pirates Organization All-Star by MiLB.com after going 9-11 with a 3.49 ERA (64 ER in 165.0 IP) across 28 starts ... Began the season with High-A Bradenton, starting each of his 10G and going 5-5 with a 2.61 ERA ... Promoted to Double-A Altoona on 5/28 ... Led the Eastern League in complete games (3) and was tied for first in shutouts (2) ... **8/26-9/2:** Named EL Pitcher of the Week after going 1-0 with a 0.64 ERA (1 ER in 14.0 IP) and 11/1 SO/BB ratio in 2G ... **8/26 vs. AKR:** Tossed the lone 9.0-inning complete-game shut-out of his career (5 H, 1 BB, 5 SO in 5-0 win).
- **2018:** Set a new career-best for wins (9) while splitting time between Class-A West Virginia and Bradenton ... Had a 3.33 ERA (53 ER in 143.1 IP) in 26 starts across the 2 levels.
- **Winter Ball:** Has logged 2 seasons (2020-21 and 2022-23) in the Dominican Winter League with Estrellas de Oriente, going a combined 3-1 with a 1.84 ERA (9 ER in 44.0 IP) and a 3.09 SO/BB ratio in 15G (8 starts).

ROBLES

## SINGLE-GAME CAREER HIGHS

**IP:** 9.0 (8/26/19, ALT vs. AKR)  
**SO:** 10 (5/15/21, SPR at ARK)  
**BB:** 4 (4x, last: 4/14/19, BRD at DUN)  
**H:** 11 (3x, last: 8/16/19, ALT vs. BOW)  
**ER:** 9 (8/10/18, BRD vs. TAM)

## MAJOR LEAGUE FIRSTS

Entering 2023, has not made his MLB debut.

## CAREER PITCHING STATS

YEAR	CLUB	W-L	ERA	G	GS	CG	SHO	SV	IP	H	R	ER	HR	BB	SO	BAA
2015	DSL Pirates (Rk)	4-6	3.95	15	15	0	0	0/0	68.1	74	43	30	4	20	44	.277
2016	GCL Pirates (Rk)	1-2	4.25	9	5	0	0	1/1	36.0	40	19	17	3	4	18	.280
2017	Bristol (Rk)	4-8	4.83	14	14	0	0	0/0	69.0	75	49	37	5	16	51	.265
2018	West Virginia (A)	9-6	2.97	21	21	0	0	0/0	115.0	118	60	38	8	26	88	.259
	Bradenton (Hi-A)	0-3	4.76	5	5	0	0	0/0	28.1	32	15	15	1	10	19	.294
2019	Bradenton (Hi-A)	5-5	2.61	10	10	0	0	0/0	62.0	47	22	18	5	15	47	.203
	Altoona (AA)	4-6	4.02	18	18	3	2	0/0	103.0	113	51	46	13	21	77	.279
2021	Springfield (AA)	3-10	6.09	23	21	1	0	1/1	91.2	115	74	62	18	24	78	.303
2022	Springfield (AA)	5-5	6.14	30	10	0	0	1/2	110.0	127	77	75	12	42	70	.289
Minor League Totals:		35-51	4.45	145	119	4	2	3/4	683.1	741	410	338	69	178	492	.273



# YOLMER SANCHEZ

NON-ROSTER INVITEE



**HT:** 5-11    **BORN:** 6/29/92 in Maracay, Venezuela (Opening Day Age: 30)  
**WT:** 200    **PRO SEASON:** 15th (5.083 MLB Service Time)  
**B/T:** S/R    **ACQUIRED:** Braves Minor League Free Agent (1/23/23)

## 2022 RECAP

- **In MLB:** Combined to play in 17G between the Boston Red Sox (14G) and the New York Mets (3G) ... Hit .108 (4-for-37, 1 R, 2 RBI) ... Pitched once in relief for Boston (9.00 ERA, 1 ER in 1.0 IP), his second career MLB mound appearance (2020 with CWS).
- **In MiLB:** Played for both Triple-A Worcester (BOS) and Syracuse (NYM), hitting .246 (80-for-325, 16 2B, 1 3B, 10 HR, 49 R, 40 RBI, 6 SB) in 100G.

## GWINNETT CAREER

Spent the entire 2021 season with the Stripers ... Hit .216 in 102G, ranking among team leaders in triples (2nd, 3), games (3rd), walks (T-3rd, 35), and at-bats (4th, 310) ... **7/30/21 at MEM:** Talled just the second multi-homer game of his pro career (2-for-3, 2 solo HR, 2 RBI).

## TRANSACTIONS

Signed by the Chicago White Sox as a non-drafted free agent (5/6/09) ... Signed by the San Francisco Giants as a minor league free agent (1/31/20) ... Signed by the White Sox as a minor league free agent (8/28/20) ... Claimed off waivers from the White Sox by the Baltimore Orioles (10/30/20) ... Signed by the Atlanta Braves as a minor league free agent (3/31/21) ... Signed by the Boston Red Sox as a minor league free agent (2/9/22) ... Claimed off waivers from the Red Sox by the New York Mets (8/18/22) ... Signed by the Braves as a minor league free agent (1/23/23).

## AWARDS & HONORS

Carolina League Postseason All-Star (2012) ... MLB All-Star Futures Game (2012) ... MiLB.com Chicago White Sox Organization All-Star (2012, 2014) ... Venezuelan Winter League Rookie of the Year (2014) ... International League Player of the Week (4/19/15, 5/3/15) ... MLBPA Chicago White Sox "Heart and Hustle" Award (2018) ... Rawlings American League Gold Glove at second base (2019).

## CAREER NOTABLES

- **MLB Postseason:** Made his MLB Postseason debut with the White Sox in 2020, playing in Game 2 of the AL Wild Card Series vs. Oakland (pinch runner, no PA).
- **2019:** Awarded Rawlings AL Gold Glove at second base ... Was the first White Sox player to earn a Gold Glove since RHP Jake Peavy (2012) and the first position player since 3B Robin Ventura (1998) ... Had the second-best fielding percentage among AL second basemen (.987) ... Led the AL in defensive runs saved with 11.
- **2018:** His 10 triples were tied for the AL lead ... Became the third White Sox player to lead the AL in triples since 2013 (Adam Eaton in 2014 and 2016).
- **2015:** Finished fifth among AL rookies in games (120) and eighth in hits (87).
- **MiLB Postseason:** Played 7G for Charlotte during the Governors' Cup Playoffs in 2012 ... Hit .174 (4-for-23, 3 R, 2 RBI, 1 SB).
- **Arizona Fall League:** Played 22G for Salt River in 2012, batting .299 (26-for-87, 4 2B, 1 3B, 16 RBI, 3 SB).
- **Winter Ball:** Has played for La Guaira of the Venezuelan Winter League for 6 seasons (2011-15, 2022-23), hitting .295 (175-for-593, 26 2B, 8 3B, 5 HR, 69 RBI, 14 SB) in 170G ... Named Rookie of the Year in 2014.

## SINGLE-GAME CAREER HIGHS

**H:** 5 (5/1/15, CLT vs. SWB)  
**HR:** 2 (2x, last: 7/30/21, GWN at MEM)  
**RBI:** 7 (5/2/15, CHA vs. SWB)  
**R:** 3 (18x, last: 5/31/22, WOR vs. SYR)  
**SB:** 2 (11x, last: 6/8/22, WOR at BUF)

## MAJOR LEAGUE FIRSTS

**GAME:** 7/13/14, CWS at CLE (0-for-5)  
**HIT:** 8/22/14, CWS at NYY (single off Shane Greene)  
**HOME RUN:** 7/25/15, CWS at CLE (solo off Carlos Carrasco)

## CAREER HITTING STATS

YEAR	CLUB	AVG	G	AB	R	H	2B	3B	HR	RBI	BB	SO	SB	OBP	SLG
2009	DSL White Sox (Rk)	.156	22	32	7	5	0	0	0	3	8	10	1	.341	.156
2010	DSL White Sox (Rk)	.269	52	156	26	42	5	2	1	18	41	26	7	.431	.346
2011	Bristol (Rk)	.250	5	16	4	4	1	0	0	3	5	2	1	.500	.313
	Kannapolis (A)	.288	63	264	44	76	10	1	1	27	15	49	7	.341	.345
2012	Winston-Salem (Hi-A)	.315	92	365	58	115	14	6	1	42	31	64	19	.374	.395
	Birmingham (AA)	.370	30	119	17	44	9	1	0	13	10	22	7	.424	.462
	Charlotte (AAA)	.256	11	39	4	10	2	0	0	1	0	6	0	.256	.308
2013	Charlotte (AAA)	.241	112	432	50	104	20	2	0	28	30	76	16	.293	.296
2014	Charlotte (AAA)	.293	110	437	60	128	19	6	7	57	36	84	16	.349	.412
	CHI WHITE SOX (MLB)	.250	28	100	6	25	5	0	0	5	3	25	1	.269	.300
2015	Charlotte (AAA)	.344	29	131	17	45	10	0	2	17	4	28	5	.368	.466
	CHI WHITE SOX (MLB)	.224	120	389	40	87	23	1	5	31	19	81	2	.268	.326
2016	Charlotte (AAA)	.255	61	235	31	60	11	2	8	29	17	55	10	.309	.421
	CHI WHITE SOX (MLB)	.208	53	154	15	32	9	1	4	21	5	42	0	.236	.357
2017	CHI WHITE SOX (MLB)	.267	141	484	63	129	19	8	12	59	37	111	8	.319	.413
2018	CHI WHITE SOX (MLB)	.242	155	600	62	145	34	10	8	55	49	138	14	.306	.372
2019	CHI WHITE SOX (MLB)	.252	149	496	59	125	20	4	2	43	45	117	5	.318	.321
2020	CHI WHITE SOX (MLB)	.313	11	16	7	5	3	0	1	1	5	5	0	.476	.688
2021	Gwinnett (AAA)	.216	102	310	36	67	9	3	9	35	35	88	6	.309	.352
2022	Worcester (AAA)	.247	78	247	43	61	12	1	9	33	50	67	6	.377	.413
	BOSTON (MLB)	.108	14	37	1	4	0	0	0	2	5	13	0	.214	.108
	Syracuse (AAA)	.244	22	78	6	19	4	0	1	7	10	19	0	.355	.333
	NY METS (MLB)	.000	3	0	0	0	0	0	0	0	0	0	0	.000	.000
Minor League Totals:		.273	789	2861	402	780	126	24	39	313	291	596	101	.347	.374
Major League Totals:		.243	675	2276	253	552	113	24	32	217	165	532	30	.299	.355

**HT:** 6-0    **BORN:** 6/6/96 in Burlington, MA (Opening Day Age: 26)  
**WT:** 185    **PRO SEASON:** 6th (0.000 MLB Service Time)  
**B/T:** R/R    **ACQUIRED:** Braves Minor League Free Agent (1/9/23)

## 2022 RECAP

- **In MiLB:** Opened the year on the development list with Triple-A Indianapolis ... Released by Pittsburgh on 4/25 ... Signed with Philadelphia on 5/5 and spent the year in the Phillies' minors ... Combined to bat .207 (48-for-232, 15 2B, 2 3B, 4 HR, 34 R, 31 RBI, 9 SB) in 80G between Double-A Reading and Triple-A Lehigh Valley ... Played all 3 outfield positions, logging 43G in center field, 31G in left field, and 4G in right field.
- **With Reading:** Joined the Fightin' Phils on 5/7, his first time in Double-A since 2019 ... Hit .182 in 29G ... Was on the 7-day injured list from 5/12-5/20.
- **With Lehigh Valley:** Promoted to Triple-A on 7/2 and finished the season with the IronPigs, batting .219 in 51G.

## TRANSACTIONS

Selected by the Pittsburgh Pirates in the 14th round of the 2017 June draft out of the University of Massachusetts Lowell (Lowell, MA) ... Signed by the Philadelphia Phillies as a minor league free agent (5/5/22) ... Signed by the Atlanta Braves as a minor league free agent (1/9/23).

## AWARDS & HONORS

Florida State League Player of the Week (4/21/19) ... Florida State League Midseason All-Star (2019).

## CAREER NOTABLES

- **2021:** Made his Triple-A debut with Indianapolis, batting .196 in 108G ... Posted a .990 fielding percentage in 54G (49 starts) in center field ... Also played 35G (31 starts) in left field and 8G (3 starts) in right field.
- **2019:** Combined to bat .254 (116-for-457, 31 2B, 3 3B, 16 HR, 80 R, 68 RBI, 17 SB) in 132G between High-A Bradenton and Double-A Altoona ... Set career highs in games, runs, hits, doubles, triples, homers, RBI, walks (45), and steals ... Was a Florida State League Midseason All-Star with the Marauders, the lone All-Star selection of his career ... Named FSL Player of the Week for 4/15-4/21 (.478, 11-for-23, 2 2B, 1 3B, 2 HR, 5 R, 5 RBI, 2 SB, 1.469 OPS in 6G).
- **College:** In 2 seasons at the University of Massachusetts-Lowell (2016-17), batted .276 (83-for-301, 22 2B, 6 3B, 8 HR, 64 R, 44 RBI, 14 SB) in 84G ... As a sophomore in 2017, hit .338 (44-for-130, 16 2B, 7 HR, 25 RBI, .432 OBP, .68 SLG) in 33G, earning New England Intercollegiate Baseball Association All-New England Second-Team honors ... Became the 21st player in UMass Lowell history to be drafted.
- **Summer Ball:** Played for Newark of the Perfect Game Collegiate Baseball League in 2016 and Yarmouth-Dennis of the Cape Cod League in 2017.

SHARPE

## SINGLE-GAME CAREER HIGHS

**H:** 4 (2x, last: 5/12/18, WV at LWD)  
**HR:** 2 (8/13/19, ALT at HBG)  
**RBI:** 5 (6/9/19, BRD at DUN)  
**R:** 3 (6x, last: 8/26/22, LHV vs. GWN)  
**SB:** 2 (4x, last: 5/23/19, BRD vs. TAM)

## MAJOR LEAGUE FIRSTS

Entering 2023, has not made his MLB debut.

## CAREER HITTING STATS

YEAR	CLUB	AVG	G	AB	R	H	2B	3B	HR	RBI	BB	SO	SB	OBP	SLG
2017	West Virginia (SS-A)	.234	39	158	19	37	8	1	3	15	19	49	6	.330	.354
2018	West Virginia (A)	.263	85	278	50	73	11	2	4	28	39	98	11	.362	.360
2019	Bradenton (Hi-A)	.292	64	226	36	66	17	2	5	30	28	52	15	.385	.451
	Altoona (AA)	.216	68	231	44	50	14	1	11	38	17	67	2	.278	.429
2021	Indianapolis (AAA)	.196	108	317	45	62	25	0	5	29	41	111	6	.304	.322
2022	Reading (AA)	.182	29	77	11	14	4	2	1	8	18	26	1	.343	.325
	Lehigh Valley (AAA)	.219	51	155	23	34	11	0	3	23	20	55	8	.320	.348
Minor League Totals:		.233	444	1442	228	336	90	8	32	171	182	458	49	.331	.373

# BRADEN SHEWMAKE

BRAVES 40-MAN ROSTER



**HT:** 6-4    **BORN:** 11/19/97 in Wylie, TX (Opening Day Age: 25)  
**WT:** 190    **PRO SEASON:** 5th (0.000 MLB Service Time)  
**B/T:** L/R    **ACQUIRED:** Braves 1st Round (21st overall) in 2019 (Texas A&M)

## 2023 PROSPECT RANKINGS

MLB.com Braves Top 30: #6

## 2022 RECAP

- **With Gwinnett:** Was on the Stripers' Opening Night roster for the first time in his career, making his Triple-A debut ... Limited by injury to 76G ... **4/5 at MEM:** Went 2-for-4 with stolen base in his Triple-A debut ... **4/6 at MEM:** Blasted first career Triple-A homer (solo, off LHP Matthew Liberatore) in 3-for-5 effort ... **April:** Hit .295 (18-for-61, 3 2B, 2 HR, 8 R, 3 RBI, 3 SB, .760 OPS) in first 17G ... **5/10 at DUR:** Reached base 6 times (4-for-4, 2 2B, 2 BB) and scored 4 runs in 8-4 win ... **5/6-5/13:** In 7G, hit .444 (12-for-27, 4 2B, 6 R, 2 RBI, 1 SB, 1.093 OPS) ... **June:** In 14G, hit .298 (17-for-57, 2 2B, 2 HR, 7 R, 8 RBI, 2 SB, .756 OPS) ... **6/7-6/26:** Posted season-best 8G hitting streak (.344, 11-for-32, 2 2B, 1 HR, 4 R, 4 RBI, 1 SB, .871 OPS) ... **7/22-8/6:** Over his final 9G, hit .333 (11-for-33, 2 2B, 1 3B, 2 HR, 6 R, 6 RBI, 1.031 OPS).
- **On Defense:** Appeared defensively at both shortstop (65G, 64 starts, .967 FPCT) and second base (9 starts, .964 FPCT) ... On 7/1 at Norfolk, was part of 5-4-3 triple play (was at 2B), the sixth in Gwinnett history.
- **Injury Report:** On 8/6 at Charlotte, injured in collision with LF Travis Demeritte and missed the remainder of the season.

## GWINNETT CAREER

Despite not debuting in Triple-A until 2022, did play all of 2020 at Coolray Field as part of the Braves Alternate Training Site.

## TRANSACTIONS

Selected by the Atlanta Braves in the first round (21st overall) in the 2019 June draft out of Texas A&M (College Station, TX).

## AWARDS & HONORS

South Atlantic League Player of the Week (6/30/19) ... MiLB.com Atlanta Braves Organization All-Star (2021).

## CAREER NOTABLES

- **MiLB Postseason:** Was a member of Mississippi's Double-A South championship club in 2021 ... Hit .100 (2-for-20, 0 XBH, 2 R, 1 RBI) in 5G.
- **2021:** Spent the entire year with Mississippi, batting .228 in 83G ... After batting just .099 (7-for-71) in 19G in May, hit .265 (67-for-253) over his final 64G ... **6/23-7/17:** Posted a 12-game hitting streak, batting .383 (5 2B, 2 3B, 2 HR, 8 R, 13 RBI, 1.018 OPS).
- **2019:** Selected by Atlanta with the 21st overall pick of the draft, making him the Braves' highest drafted short-stop since Hall of Famer Chipper Jones in 1990 (1st overall pick) ... In his pro debut, batted .300 (74-for-247, 18 2B, 2 3B, 3 HR, 44 R, 40 RBI, 13 SB, .796 OPS) in 65 games between Class-A Rome and Double-A Mississippi ... His .300 average ranked sixth among Braves minor leaguers with at least 60 games played ... Promoted to Mississippi on 8/16, making him the first 2019 draft pick to reach the Double-A level for any team
- **College:** Played 3 seasons at Texas A&M (2017-19), batting .323 (40 2B, 10 3B, 22 HR, 135 R, 161 RBI, 32 SB, .487 SLG, .868 OPS) in 188 games ... Missed just 1 game in his collegiate career and started the rest ... Earned National Freshman of the Year and SEC Freshman of the Year honors in 2017 (.328, 18 2B, 2 3B, 11 HR, 47 R, 69 RBI, .903 OPS in 64 games) ... Was a two-time All-SEC selection (2017, 2018) and was named an All-American and Freshman All-American in 2017 ... Was on the midseason watch list for the Golden Spikes Award (Top Collegiate Player) in 2019 ... Started all 63 games for the Aggies in 2019 and batted .313 (14 2B, 4 3B, 6 HR, 45 R, 47 RBI, 9 SB, .848 OPS).
- **High School:** Was a 4-year letter-winner at Wylie East High School ... Batted .495 with 28 RBI as a senior in 2016 to earn District 10-5A Most Valuable Player honors ... Also played football (was All-District 10-5A First Team quarterback as a senior) and basketball (was All-District 10-5A First Team forward as a junior).

## SINGLE-GAME CAREER HIGHS

**H:** 4 (2x, last: 5/21/22, GWN vs. MEM)  
**HR:** 1 (22x, last: 8/6/22, GWN at CLT)  
**RBI:** 4 (8/11/19, ROM vs. AUG)  
**R:** 4 (2x, last: 5/10/22, GWN at DUR)  
**SB:** 4 (8/11/19, ROM vs. AUG)

## MAJOR LEAGUE FIRSTS

Entering 2023, has not made his MLB debut.

## CAREER HITTING STATS

YEAR	CLUB	AVG	G	AB	R	H	2B	3B	HR	RBI	BB	SO	SB	OBP	SLG
2019	Rome (A)	.318	51	201	37	64	18	2	3	39	21	29	11	.389	.473
	Mississippi (AA)	.217	14	46	7	10	0	0	0	1	4	11	2	.288	.217
2021	Mississippi (AA)	.228	83	324	40	74	14	3	12	40	17	75	4	.271	.401
2022	Gwinnett (AAA)	.259	76	278	37	72	14	2	7	25	23	57	9	.316	.399
Minor League Totals:		.259	224	849	121	220	46	7	22	105	65	172	26	.316	.408

# JARED SHUSTER

NON-ROSTER INVITEE



HT: 6-3    BORN: 8/3/98 in New Bedford, MA (Opening Day Age: 24)  
 WT: 210    PRO SEASON: 3rd (0.000 MLB Service Time)  
 B/T: L/L    ACQUIRED: Braves 1st Round Pick (25th overall) in 2020 (Wake Forest)

## 2023 PROSPECT RANKINGS

MLB.com Braves Top 30: #1

## 2022 RECAP

- **Banner Year:** Named an Atlanta Braves Organization All-Star for 2022 by MiLB.com and won the Braves' Phil Niekro Award for MiLB Pitcher of the Year after going 7-10 with a 3.29 ERA (51 ER in 139.1 IP), 1.05 WHIP, .212 BAA, 38 BB, and 145 SO over 25G between Double-A Mississippi and Gwinnett.
- **With Gwinnett:** Promoted for his Triple-A debut on 7/26, finished the year with 10G (9 starts) for the Stripers ... **7/28 vs. JAX:** Became the third player to make his Triple-A debut with Gwinnett as a starting pitcher in 2022 (loss, 5.0 IP, 5 H, 3 R, 2 ER, 2 BB, 4 SO in 5-0 loss) ... **8/16 vs. MEM:** Tossed the first quality start of his Triple-A career (ND, 6.0 IP, 5 H, 2 ER, 3 SO in 4-3 win) ... **9/23 at MEM:** Earned his first Triple-A win (7.0 IP, 2 H, 2 R, 2 ER, 1 HR, 1 BB, 10 SO in 4-3 win).
- **With Mississippi:** Named a Southern League All-Star for 2022 by MLB on 11/8, selected the league's top Left-Handed Starter ... Went 6-7 with a 2.78 ERA (28 ER in 90.2 IP), 0.96 WHIP, .198 BAA, and one complete-game shutout over 17 games (16 starts) with the M-Braves ... Through 7/26, ranked among the Southern League top 10 in strikeouts (2nd, 106), innings (2nd, 90.2), wins (T-3rd, 6), and starts (T-7th, 16) ... **4/10-5/11:** Over his first 6 starts, went 2-2 with a 1.53 ERA (6 ER in 35.1 IP, 0.74 WHIP, and .161 BAA ... **6/28-7/12:** In his final 3 starts, went 2-0 with a 0.49 ERA (1 ER in 18.1 IP), 0.71 WHIP, and .148 BAA.
- **Dozen-Strikeout Games:** Fanned a career-high 12 batters twice with Mississippi, on 4/16 at Biloxi (5.0-IP CG shutout, 2 H, 1 BB in rain-shortened 4-0 win) and 7/12 vs. Rocket City (win, 7.0 IP, 2 H, 0 R, 0 BB in 6-0 win).
- **SL Pitcher of the Week:** Following his 7.0-inning, 12-strikeout effort on 7/12 vs. Rocket City, was named the Southern League Pitcher of the Week for 7/12-7/17 ... Was the first weekly award of his pro career.
- **Futures Game:** Was Atlanta's lone player representative for the 2022 SiriusXM MLB All-Star Futures Game on 7/16 at Dodger Stadium ... Pitched 1.1 innings in relief (2 H, 1 R, 1 ER, 0 BB, 2 SO) and yielded a solo homer to former Mississippi teammate Shea Langeliers (now with Oakland, won game's MVP award) in the National League's 6-4 loss to the American League.

## TRANSACTIONS

Selected by the Atlanta Braves in the 1st round (25th overall) of the 2020 June draft out of Wake Forest University (Winston-Salem, NC).

## AWARDS & HONORS

MiLB.com Atlanta Braves Organization All-Star (2021, 2022) ... Southern League Pitcher of the Week (7/17/22) ... MLB All-Star Futures Game Selection (2022) ... Southern League Postseason All-Star (2022) ... Atlanta Braves Phil Niekro Award for MiLB Pitcher of the Year (2022).

## CAREER NOTABLES

- **2021:** In his pro debut, was named a Braves Organization All-Star by MiLB.com ... Combined to go 2-0 with a 4.44 ERA (36 ER in 73.0 IP) and .235 BAA in 18G (17 starts) between High-A Rome and Double-A Mississippi.
- **MiLB Postseason:** Was a member of Mississippi's Double-A South championship club in 2021 ... Started Game 1 of the Championship Series vs. Montgomery on 9/21 and took the loss in his lone appearance (5.1 IP, 5 H, 3 ER, 1 HR, 2 BB, 5 SO in 7-1 loss).
- **2020:** Added to Atlanta's 60-man player pool on 7/19 and spent the season at the Braves' Alternate Training Site in Gwinnett ... Participated in Atlanta's Instructional League at Coolray Field in October.
- **College:** In 3 years at Wake Forest (2018-20), went 6-8 with a 6.17 ERA and 169 strikeouts over 128.1 innings spanning 41G (22 starts) ... In a junior year cut short by COVID-19, went 2-1 with a 3.76 ERA over 4 starts ... Struck out a season-high 13 in his final start on 3/7 vs. No. 2 Louisville (7.1 IP, 4 H, 1 R, 1 BB) ... In 2019 as a sophomore, went 4-4 with a 6.49 ERA in 15G (12 starts), striking out 94 over 68.0 innings for a 12.44 SO/9.0 IP ratio (third-highest in program history) ... Named ACC Pitcher of the Week twice in the first month of 2019.
- **Summer Ball:** Played for Orleans of the Cape Cod League in 2019, going 4-0 with a 1.41 ERA and 35 strikeouts in 32.0 innings over 7 starts.

SHUSTER

## SINGLE-GAME CAREER HIGHS

IP: 7.0 (4x, last: 9/23/22, GWN at MEM)  
 SO: 12 (2x, last: 7/12/22, MIS vs. RCT)  
 BB: 3 (7x, last: 9/28/22, GWN vs. LOU)  
 H: 8 (6/22/22, MIS at MTG)  
 ER: 8 (9/2/21, MIS at BLX)

## MAJOR LEAGUE FIRSTS

Entering 2023, has not made his MLB debut.

## CAREER PITCHING STATS

YEAR	CLUB	W-L	ERA	G	GS	CG	SHO	SV	IP	H	R	ER	HR	BB	SO	BAA
2021	Rome (Hi-A)	2-0	3.70	15	14	0	0	0/0	58.1	47	24	24	10	15	73	.215
	Mississippi (AA)	0-0	7.36	3	3	0	0	0/0	14.2	19	12	12	5	5	17	.306
2022	Mississippi (AA)	6-7	2.78	17	16	1	1	0/0	90.2	65	30	28	8	22	106	.198
	Gwinnett (AAA)	1-3	4.25	10	9	0	0	0/0	48.2	43	26	23	10	16	39	.239
Minor League Totals:		9-10	3.69	45	42	1	1	0/0	212.1	174	92	87	33	58	235	.220

# MAGNEURIS SIERRA

NON-ROSTER INVITEE



**HT:** 5-11    **BORN:** 4/7/96 in San Crisotbal, Dominican Republic (Opening Day Age: 26)  
**WT:** 180    **PRO SEASON:** 11th (3.036 MLB Service Time)  
**B/T:** L/L    **ACQUIRED:** Braves Minor League Free Agent (2/1/23)

## 2022 RECAP

- **With LA Angels:** In his first season with Los Angeles, finished third in the American League in triples (3) while setting a new MLB career best in stolen bases (11) ... **8/13 vs. MIN:** Hit a 2-run triple in the 9th inning and was thrown out at home plate while attempting an inside-the-park homer, was the first player in MLB since Ben Revere (2011 with MIN) to be tagged out on such an attempt ... **9/6 vs SEA:** Squeezed a bunt single in the 10th inning for his first career walk-off hit in a 5-4 Angels victory.
- **In MiLB:** Opened the season with Triple-A Salt Lake and posted his best MiLB average (.297) and OBP (.358) since rookie ball (2013-15) ... Hit 7 home runs, tied for the most in his career ... 6/1-7/23: Batted .331 (51-for-154, 8 2B, 3 3B, 3 HR, 27 R, 18 RBI, 14 SB, .879 OPS) over his final 42G ... **7/10 vs SAC:** Set new career high with 4 RBI while finishing a double shy of the cycle (3-for-5, 1 3B, 1 HR).
- **Winter Ball:** Following the season, played 19G for San-turce of the Puerto Rican Winter League ... Hit .167 (10-for-60, 0 XBH, 4 RBI, 2 SB).

## TRANSACTIONS

Signed by the St. Louis Cardinals as a non-drafted free agent (7/13/12) ... Traded by the Cardinals along with RHP Sandy Alcantara, LHP Daniel Castano, and RHP Zac Gallen for OF Marcell Ozuna (12/14/17) ... Signed by the Los Angeles Angels as a minor league free agent (1/12/22) ... Signed by the Atlanta Braves as a minor league free agent (2/1/23).

## AWARDS & HONORS

Gulf Coast League Player of the Month (7/2014) ... Gulf Coast League Postseason All-Star and Most Valuable Player (2014) ... St. Louis Cardinals Minor League Player of the Year (2014) ... Appalachian League Postseason All-Star (2015) ... Midwest League Midseason All-Star (2016) ... Midwest League Postseason All-Star (2016) ... MiLB.com St. Louis Cardinals Organization All-Star (2016).

## CAREER NOTABLES

- **2021:** Talled a career high 123G with Miami and led the Marlins with 41 plate appearances as a pinch hitter ... Started 43G and played exclusively in the outfield.
- **2020:** Made his MLB Postseason debut with Miami and hit a combined .272 (3-for-11, 1 2B, 1 R, 1 RBI) in 5G between the NLWCS and NLDS.
- **2017:** Opened with High-A Palm Beach and made his MLB debut on 5/7 ... Established a new Cardinals record by hitting safely in his first 9G at the MLB level, surpassing the record held by Homer Smoot (8G in 1902).
- **2016:** Ranked among top Cardinals minor leaguers in runs (1st, 78), at-bats (1st, 524), doubles (2nd, 29), steals (5th, 31), total bases (5th, 207), RBI (8th, 60), average (10th, .307), and triples (T-10th, 4).
- **2014:** Was named the Gulf Coast League MVP after winning the batting title and leading the league in hits (78), OBP (.434), runs (42), and total bases (102) ... Was the first teenager to be named Cardinals' Minor League Player of the Year since Brent Butler (1997).
- **MiLB Postseason:** In 7G with the GCL Cardinals (2014), Rookie-level Johnson City (2014), Class-A Peoria (2016), and Triple-A Memphis (2017), hit .250 (7-for-28, 1 2B, 1 R, 3 SB) ... Was part of league championship clubs in 2014 (Appy League) and 2017 (PCL).
- **Winter Ball:** Has logged 6 combined seasons between the Dominican and Puerto Rican Winter Leagues, hitting .183 (48-for-262, 3 2B, 1 3B, 1 HR, 10 RBI, 9 SB) in 108G.

## SINGLE-GAME CAREER HIGHS

**H:** 5 (8/28/14, GCL CAR vs. GCL NAT)  
**HR:** 1 (27x, last: 7/10/22, SL vs. SAC)  
**RBI:** 4 (7/10/22, SL vs. SAC)  
**R:** 3 (17x, last: 7/4/22, SL vs. SAC)  
**SB:** 4 (8/30/19, NO at OKC)

## MAJOR LEAGUE FIRSTS

**GAME:**  
 5/7/17, STL at ATL (1-for-6)  
**HIT:**  
 5/7/17, STL at ATL (single off R.A. Dickey)  
**HOME RUN:**  
 None

## CAREER HITTING STATS

YEAR	CLUB	AVG	G	AB	R	H	2B	3B	HR	RBI	BB	SO	SB	OBP	SLG
2013	DSL Cardinals (Rk)	.269	63	212	44	57	6	3	1	21	29	33	15	.361	.340
2014	GCL Cardinals (Rk)	.386	52	202	42	78	12	3	2	30	16	30	13	.434	.505
2015	Johnson City (Rk)	.315	53	216	38	68	8	0	3	15	19	42	15	.371	.394
	Peoria (A)	.191	51	178	19	34	1	3	1	7	7	52	4	.219	.247
2016	Peoria (A)	.307	122	524	78	161	29	4	3	60	22	97	31	.335	.395
2017	Palm Beach (Hi-A)	.272	20	81	16	22	3	4	0	9	7	15	3	.337	.407
	Springfield (AA)	.269	81	327	32	88	18	3	1	35	20	59	17	.313	.352
	ST. LOUIS (MLB)	.317	22	60	10	19	0	0	0	5	4	14	2	.359	.317
2018	New Orleans (AAA)	.260	86	346	48	90	12	5	2	17	13	73	14	.287	.341
	MIAMI (MLB)	.190	54	147	10	28	3	0	0	7	6	39	3	.222	.211
2019	Jacksonville (AA)	.282	48	181	21	51	8	2	1	7	13	32	7	.337	.365
	New Orleans (AAA)	.271	81	336	56	91	11	7	6	21	15	58	26	.304	.399
	MIAMI (MLB)	.350	15	40	5	14	1	1	0	1	2	7	3	.381	.425
2020	MIAMI (MLB)	.250	19	44	8	11	3	1	0	7	5	9	4	.333	.364
2021	MIAMI (MLB)	.230	123	209	27	48	6	1	0	5	15	50	11	.281	.268
2022	Salt Lake (AAA)	.297	76	279	49	83	10	4	7	45	24	51	22	.358	.437
	LA ANGELS (MLB)	.165	45	91	7	15	1	3	0	5	4	25	6	.200	.242
Minor League Totals:		.286	733	2882	443	823	118	38	27	267	185	542	167	.331	.381
Major League Totals:		.228	278	591	67	135	14	6	0	30	36	144	29	.273	.272



**HT:** 6-5    **BORN:** 8/4/97 in Calgary, Alberta, Canada (Opening Day Age: 25)  
**WT:** 220    **PRO SEASON:** 8th (4.122 MLB Service Time)  
**B/T:** R/R    **ACQUIRED:** Braves 1st Round Pick (28th Overall) in 2015 (Bishop Carroll HS)

### 2022 RECAP

- **MLB Rehab:** Opened the season on Atlanta's 60-day Injured List while recovering from right Achilles tendon surgery ... Assigned to High-A Rome for rehab on 8/16, marking his first live action since suffering the Achilles tear on 8/3/20 ... Had his rehab transferred to Gwinnett on 8/21 ... In 3 total rehab starts between the levels, went 0-1 with a 4.50 ERA (6 ER in 12.0 IP) ... Placed on the Gwinnett 7-day IL on 9/22 (shut down for the year).
- **With Gwinnett:** Activated off Atlanta's IL and optioned to Gwinnett on 9/1 ... Across his 2 stints with the Stripers, his first time with the club since 2019, went 0-2 with a 6.43 ERA in 5 starts ... Limited to 80 pitches or less in all 5G ... **9/2 vs. JAX:** Allowed just 1 baserunner over 4.0 innings (1 H, 5 SO) in a no-decision before the game was suspended due to rain (won 7-0 upon completion).
- **With Rome:** Started once on 8/16 vs. Greensboro and struck out a season-high 8 over 4.0 innings (1 H, 0 BB) in a no-decision ... Struck out each of the first 5 batters faced ... Rome went on to win 6-5 in 10 innings.

### GWINNETT CAREER

Over 3 seasons (2018-19, 2022), is 3-3 with a 3.92 ERA (25 ER in 57.1 IP), 1.03 WHIP, and .215 BAA over 12 starts ... Was the first starting pitcher in the Stripers era on 4/6/18 at Norfolk, making his Triple-A debut at age 20 as the youngest Opening Day starter in Gwinnett history (win, 5.0 IP, 3 H, 0 R, 1 BB, 5 SO in 3-1 victory) ... Was nearly 2 years younger than previous youngest (Tommy Hanson, 22 on 4/9/09) ... Has 1 career CG shutout with Gwinnett, on 4/23/18-G1 at Rochester (7.0 IP, 3 H, 4 SO in 1-0 win).

### TRANSACTIONS

Selected by the Atlanta Braves in the 1st Round (28th overall) of the 2015 June draft out of Bishop Carroll High School (Calgary, Alberta, Canada).

### AWARDS & HONORS

*Baseball America* Rookie All-Star (2015) ... South Atlantic League Midseason All-Star (2016) ... Southern League Pitcher of the Week (5/14/17) ... Southern League Midseason All-Star (2017) ... MLB All-Star Futures Game Selection (World Team, 2017) ... *Baseball America* Double-A All-Star (2017) ... Atlanta Braves Phil Niekro MiLB Pitcher of the Year Award (2017) ... National League All-Star (2019) ... *Baseball America* MLB All-Rookie Team (2019) ... All-MLB Second Team (2019).

### CAREER NOTABLES

- **2020:** Made his first Opening Day roster with Atlanta and was the Braves' Opening Day starter for the first time in his career ... At 22 years, 355 days, was the youngest Opening Day starter in the franchise's modern era ... Made just 3 starts before suffering a season-ending right Achilles tear on 8/3 vs. the New York Mets.
- **2019:** Finished second in NL Rookie of the Year voting and sixth in NL Cy Young voting ... Ranked among NL leaders in ERA (3rd, 2.68) and wins (T-10th, 13) ... His 2.68 ERA was the lowest among MLB rookies ... Posted a 1.55 ERA on the road, best in MLB among qualified starters ... **4/24-7/14:** went 10-0 with a 2.27 ERA (23 ER in 91.1 IP) in 15 starts ... Earned an NL All-Star nod, the youngest pitcher in franchise history to do so ... Made his All-Star Game debut on 7/9 at Progressive Field in Cleveland, throwing a scoreless sixth inning.
- **MLB Postseason:** Made 1 start for Atlanta during the 2019 NLDS vs. St. Louis, pitching Game 3 at Busch Stadium (ND, 7.0 IP, 2 H, 1 ER, 0 BB, 7 SO in 3-1 win) ... Set a Braves Postseason record by retiring 17 consecutive batters between the second and seventh innings.
- **2018:** Made his MLB debut with Atlanta on 5/1/18 at the New York Mets and earned the win, making him the youngest Braves pitcher to win his debut since LHP Charlie Vaughan (9/3/66-G1 vs. Houston).
- **MiLB Postseason:** Was a member of Class-A Rome's South Atlantic League championship club in 2016, going 1-1 with a 0.61 ERA (1 ER in 14.2 IP), 1.02 WHIP, and .241 BAA in 2 starts.

### SINGLE-GAME CAREER HIGHS

**IP:** 8.0 (3x, last: 6/7/19, ATL at MIA)  
**SO:** 12 (7/19/17, MIS vs. BLX)  
**BB:** 5 (7/25/16, ROM vs. WV)  
**H:** 11 (2x, last: 8/17/17, MIS vs. PNS)  
**ER:** 7 (7/30/17, MIS at MOB)

### MAJOR LEAGUE FIRSTS

**GAME:** 5/1/18, ATL at NYM (6.0 IP, 6 H, 1 ER, 0 BB, 5 SO)  
**STRIKEOUT:** 5/1/18, ATL at NYM (Adrian Gonzalez)  
**WIN:** 5/1/18, ATL at NYM (6.0 IP, 6 H, 1 ER in 3-2 win)

### CAREER PITCHING STATS

YEAR	CLUB	W-L	ERA	G	GS	CG	SHO	SV	IP	H	R	ER	HR	BB	SO	BAA
2015	GCL Braves (Rk)	0-0	1.80	4	3	0	0	0/0	10.0	5	2	2	0	1	11	.143
	Danville (Rk)	0-2	3.75	6	6	0	0	0/0	24.0	28	12	10	0	4	26	.283
2016	Rome (A)	9-9	3.02	25	24	1	0	0/0	143.0	130	58	48	3	32	125	.244
2017	Mississippi (AA)	11-8	2.75	26	26	0	0	0/0	153.2	133	58	47	10	34	125	.233
2018	Rome (A)	0-0	0.00	1	1	0	0	0/0	3.2	0	0	0	0	0	3	.000
	Gwinnett (AAA)	2-1	2.00	5	5	1	1	0/0	27.0	20	6	6	0	6	31	.204
	ATLANTA (MLB)	2-1	3.51	5	5	0	0	0/0	25.2	30	14	10	1	7	21	.288
2019	Gwinnett (AAA)	1-0	3.86	2	2	0	0	0/0	9.1	5	4	4	1	1	10	.156
	ATLANTA (MLB)	13-4	2.68	29	29	0	0	0/0	174.2	153	56	52	14	41	142	.236
2020	ATLANTA (MLB)	0-1	3.95	3	3	0	0	0/0	13.2	11	7	6	0	7	8	.224
2021	Did Not Pitch - Injured															
2022	Rome (A)	0-0	0.00	1	1	0	0	0/0	4.0	1	0	0	0	0	8	.071
	Gwinnett (AAA)	0-2	6.43	5	5	0	0	0/0	21.0	20	15	15	3	7	17	.253
Minor League Totals:		23-22	3.00	75	73	2	1	0/0	395.2	342	155	132	17	85	356	.232
Major League Totals:		15-6	2.86	37	37	0	0	0/0	214.0	194	77	68	15	55	171	.243

**HT:** 6-2    **BORN:** 5/11/94 in Oxford, AL (Opening Day Age: 28)  
**WT:** 220    **PRO SEASON:** 11th (2,000 MLB Service Time)  
**B/T:** R/R    **ACQUIRED:** Braves Split MLB/MiLB Free Agent (12/26/22)

## 2022 RECAP

- **With Gwinnett:** Was a member of the Stripers' Opening Night roster ... **4/7 at MEM:** In his lone start with Gwinnett, his first outing in affiliated baseball since 9/2/19, earned a win (6.0 IP, 4 H, 2 R, 2 ER, 0 BB, 7 SO) in the Stripers' 5-2 victory.
- **With Atlanta:** Had his contract selected on 4/12 and spent the rest of the season in the Majors, going 3-3 with a 3.69 ERA (22 ER in 53.2 IP), 1.34 WHIP, .238 BAA, 23 BB, 47 SO, and 2 saves (2-for-3) in 39G (1 start) ... Threw at least 2.0 innings in 11G ... Had an ERA below 2.00 in May (1.38, 2 ER in 13.0 IP over 9G), July (1.08, 1 ER in 8.1 IP over 6G), and September (0.00, 0 ER in 6.2 IP over 6G) ... **8/27-9/3:** was on the 7-day Injured List (concussion) ... **10/5 at MIA:** Made his first MLB start since 9/30/17 (with Cincinnati at Chicago Cubs) and logged 3.0 IP (5 H, 3 R, 3 ER, 2 BB, 0 SO) in a no-decision (Braves lost 12-9).
- **MLB Postseason:** Pitched once during the NLDS vs. Philadelphia, his MLB Postseason debut (2.0 IP, 1 H, 0 R, 2 SO in Game 1 on 10/11).

## TRANSACTIONS

Selected by the Cincinnati Reds in the 18th round of the 2012 June draft out of Oxford High School (Oxford, AL) ... Signed by the Atlanta Braves as a minor league free agent (1/29/22) ... Re-signed by the Braves to a split MLB/MiLB deal (12/26/22).

## AWARDS & HONORS

Florida State League Pitcher of the Year (2015) ... Southern League Midseason All-Star (2016) ... MiLB.com Cincinnati Reds Organization All-Star (2016) ... Venezuelan Winter League Pitcher of the Year (2022).

## SINGLE-GAME CAREER HIGHS

**IP:** 8.0 (6/18/17, LOU at NOR)  
**SO:** 10 (8/12/16, PNS vs. TNS)  
**BB:** 6 (6/7/17, LOU at COL)  
**H:** 11 (6/22/15, DAYTONA at CLR)  
**ER:** 7 (8/31/14, DAYTON at LC)

## CAREER NOTABLES

- **2021:** Pitched in the Mexican League for the Tecolotes de Dos Laredos (4-3, 4.98 ERA in 12G) ... Named the Venezuelan Winter League Pitcher of the Year after going 6-3 with a 1.82 ERA (10 ER in 49.1 IP) and 44 strikeouts over 14G (9 starts) with Cardenales de Lara.
- **2020:** Was a free agent and did not pitch.
- **2019:** Made a career-high 47 appearances with Triple-A Louisville.
- **2018:** Was 1 of 5 rookies on Cincinnati's Opening Day roster ... Spent three stints on the Reds' MLB roster, 3/29-3/31, 5/7-6/4, and 6/19-end of season ... Posted a 0.00 ERA (0 ER in 8.0 IP) over his final 8G.
- **2017:** Led Louisville in wins (7), starts (25), quality starts (12), innings (139.0), and strikeouts (110), ... Made his Major League debut with Cincinnati on 7/1 vs. the Chicago Cubs and got the win in a 5-3 victory (5.0 IP, 6 H, 3 ER, 1 BB, 8 SO), also went 1-for-2 with 2 RBI (2-run single off Eddie Butler for 4-3 lead) ... Became the first Reds pitcher to record his first career win, hit, and RBI in his MLB debut since John Roper on 5/16/93 vs. Colorado ... Became the first Reds pitcher with 2 RBI in his MLB debut since Paul Moskau on 6/21/77 at Philadelphia.
- **2016:** Named an MiLB.com Reds Organization All-Star with Double-A Pensacola ... Ranked among Southern League leaders in innings (2nd, 151.1), strikeouts (3rd, 131), SO/9.0 IP ratio (4th, 7.71), and ERA (7th, 3.33) ... Among all Reds farmhands, ranked third in ERA and fifth in strikeouts ... Selected to the SL Midseason All-Star Team (5-5, 3.05 ERA in 13 first-half games).
- **2015:** Had a career year, going 12-7 with a 2.97 ERA in 26 starts with Advanced-A Daytona to earn Florida State League Pitcher of the Year honors ... Ranked among FSL leaders in wins (T-1st), starts (T-2nd), innings (3rd, 145.1), and ERA (6th) ... Among all Reds minor leaguers, ranked second in wins and ninth in ERA.
- **MiLB Postseason:** In starts for both Daytona (2015) and Pensacola (2016), is 0-2 with a 4.50 ERA (6 ER in 12.0 IP) and .277 BAA.

## MAJOR LEAGUE FIRSTS

**GAME:**  
7/1/17, CIN vs. CHC (5.0 IP, 6 H, 3 ER, 1 BB, 8 SO)  
**STRIKEOUT:**  
7/1/17, CIN vs. CHC (Jon Jay, first batter faced)  
**WIN:**  
7/1/17, CIN vs. CHC (5.0 IP, 6 H, 3 ER in 5-3 win)

## CAREER PITCHING STATS

YEAR	CLUB	W-L	ERA	G	GS	CG	SHO	SV	IP	H	R	ER	HR	BB	SO	BAA
2012	AZL Reds (Rk)	1-1	4.64	20	0	0	0	2/5	21.1	23	12	11	2	3	22	.274
2013	Dayton (A)	3-7	4.59	14	6	0	0	1/2	64.2	79	39	33	6	18	55	.312
2014	Dayton (A)	2-7	4.81	14	14	0	0	0/0	67.1	70	40	36	8	22	54	.271
2015	Daytona (Adv-A)	12-7	2.97	26	26	0	0	0/0	145.1	157	56	48	11	30	97	.276
2016	Pensacola (AA)	8-11	3.33	27	26	1	1	0/0	151.1	148	63	56	7	41	131	.254
2017	Louisville (AAA)	7-10	4.92	26	25	1	1	0/0	139.0	156	85	76	16	51	110	.281
	CINCINNATI (MLB)	2-1	4.68	7	4	0	0	0/0	25.0	19	13	13	6	9	21	.209
2018	Louisville (AAA)	1-1	5.32	16	7	0	0	0/1	44.0	46	30	26	4	16	35	.266
	CINCINNATI (MLB)	2-3	4.93	29	0	0	0	0/0	38.1	50	30	21	7	15	33	.307
2019	Louisville (AAA)	8-4	5.14	47	2	0	0	0/2	84.0	93	54	48	6	37	80	.285
2022	Gwinnett (AAA)	1-0	3.00	1	1	0	0	0/0	6.0	4	2	2	0	0	7	.190
	ATLANTA (MLB)	3-3	3.69	39	1	0	0	2/3	53.2	49	32	22	3	23	47	.238
Minor League Totals:		43-48	4.18	191	107	2	2	3/10	723.0	776	381	336	60	218	591	.275
Major League Totals:		7-7	4.31	75	5	0	0	2/3	117.0	118	75	56	16	47	101	.257

# MATT SWARMER



**HT:** 6-5    **BORN:** 9/25/93 in Reading, PA (Opening Day Age: 29)  
**WT:** 195    **PRO SEASON:** 7th (0.044 MLB Service Time)  
**B/T:** R/R    **ACQUIRED:** Braves Minor League Free Agent (2/25/23)

## 2022 RECAP

- **With Chicago:** Made his MLB debut with the Cubs on 5/30 ... Went 2-3 with a 5.03 ERA (19 ER in 34.0 IP) in 11G (5 starts) ... **5/30-6/4:** Went 1-0 with a 1.50 ERA (2 ER in 12.0 IP) over his first 2 starts, becoming the first Cubs pitcher since Gene Lillard (1939) to begin his MLB career with 2-straight starts of 6.0-plus innings while allowing 1 run or fewer ... **6/11 at NYY:** Allowed 6 homers over 5.0 IP, tying the MLB record for home runs allowed.
- **With Iowa:** Opened the year at the Triple-A level and went 3-3 with a 3.87 ERA (35 ER in 81.1 IP) in 21G (15 starts) for the I-Cubs ... Finished among team leaders in innings pitched (2nd), strikeouts (2nd, 86), games started (2nd), and wins (T-5th).

## TRANSACTIONS

Selected by the Chicago Cubs in the 19th round of the 2016 June draft out of Kutztown University (Kutztown, PA) ... Signed by the Atlanta Braves as a minor league free agent (2/25/23).

## AWARDS & HONORS

Carolina League Midseason All-Star (2018) ... Chicago Cubs Minor League Pitcher of the Year (2018).

## CAREER NOTABLES

- **2021:** Split time between Double-A Tennessee and Triple-A Iowa, combining to go 3-8 with a 4.79 ERA (60 ER in 112.2 IP) in 24G (20 starts).
- **2019:** Made a career high 25 starts for Iowa, going 10-11 with a 5.65 ERA (95 ER in 151.1 IP) ... Finished among Pacific Coast League leaders in strikeouts (1st, 137), innings pitched (T-3rd), games started (4th), and wins (T-5th).
- **MiLB Postseason:** Started 1G with Iowa during the 2019 PCL Playoffs, 9/7 vs. Round Rock (ND, 6.0 IP, 5 H, 2 R, 1 ER, 1 BB, 4 SO in 5-4 win).
- **2018:** Named the Cubs Minor League Pitcher of the Year after going 9-8 with a 3.22 ERA (46 ER in 128.2 IP) over 24 starts between High-A Myrtle Beach and Double-A Tennessee ... Earned an 8.43 SO/BB ratio with Myrtle Beach (59 SO/7 BB) in 51.1 IP ... Posted a 2.28 ERA in 9 starts with the Pelicans, earning a selection to the Carolina League All-Star Game ... Promoted to Tennessee on 6/5.
- **2017:** Bounced around the Cubs' minors, dividing 24G between Short-A Eugene, Class-A South Bend, Tennessee, and Iowa and going a combined 7-5 with a 4.71 ERA (53 ER in 101.1 IP) ... **8/19 at NAS:** Made his Triple-A debut, earning the win (7.0 IP, 5 H, 0 R, 1 BB, 8 SO) in a 4-0 victory.
- **College:** Over 4 years at Kutztown University (2013-16), owned a 12-11 record with a 3.11 ERA (59 ER/171.0 IP) and 13 saves in 63G (20 starts) ... Named All-Pennsylvania Athletic Conference First Team in 2016.

SWARMER

## SINGLE-GAME CAREER HIGHS

**IP:** 7.0 (5x, last: 9/10/21 IOW vs. TOL)  
**SO:** 10 (2x, last: 5/10/22, IOW vs. OMA)  
**BB:** 5 (6/16/22, CHC vs. SD)  
**H:** 13 (9/1/17, TNS vs. JXN)  
**ER:** 10 (9/1/17, TNS vs. JXN)

## MAJOR LEAGUE FIRSTS

**GAME:**  
5/30/22, CHC vs. MIL (6.0 IP, 5 H, 4 R, 1 BB, 6 SO)  
**STRIKEOUT:**  
5/30/22, CHC vs. MIL (Kolten Wong)  
**WIN:**  
6/4/22, CHC vs. STL (6.0 IP, 2 H, 1 R in 6-1 win)

## CAREER PITCHING STATS

YEAR	CLUB	W-L	ERA	G	GS	CG	SHO	SV	IP	H	R	ER	HR	BB	SO	BAA
2016	AZL Cubs (Rk)	0-1	3.38	8	5	0	0	0/1	18.2	20	9	7	0	9	23	.278
2017	Eugene (SS-A)	3-0	2.72	7	7	0	0	0/0	36.1	31	12	11	4	8	37	.230
	South Bend (A)	3-3	5.33	14	2	0	0	2/3	49.0	54	31	29	6	9	52	.271
	Tennessee (AA)	0-2	13.00	2	2	0	0	0/0	9.0	19	16	13	2	4	8	.413
	Iowa (AAA)	1-0	0.00	1	1	0	0	0/0	7.0	5	0	0	0	1	8	.192
2018	Myrtle Beach (Hi-A)	5-2	2.28	9	9	0	0	0/0	51.1	43	15	13	1	7	59	.221
	Tennessee (AA)	4-6	3.84	15	15	0	0	0/0	77.1	70	35	33	8	14	76	.237
2019	Iowa (AAA)	10-11	5.65	27	25	0	0	0/0	151.1	181	96	95	36	44	137	.299
2021	Tennessee (AA)	0-0	3.13	5	5	0	0	0/0	23.0	17	9	8	2	8	30	.198
	Iowa (AAA)	3-8	5.22	19	15	0	0	1/1	89.2	87	57	52	20	28	90	.252
2022	Iowa (AAA)	3-3	3.87	21	15	0	0	0/0	81.1	70	39	35	9	33	86	.227
	CHC (MLB)	2-3	5.03	11	5	0	0	0/0	34.0	33	26	19	12	20	36	.250
Minor League Totals:		32-36	4.48	128	101	0	0	3/5	594.0	597	319	296	89	165	606	.258
Major League Totals:		2-3	5.03	11	5	0	0	0/0	34.0	33	26	19	12	20	36	.250

**HT:** 5-9    **BORN:** 7/4/96 in Prairie Grove, AR (Opening Day Age: 26)  
**WT:** 185    **PRO SEASON:** 6th (0.036 MLB Service Time)  
**B/T:** L/R    **ACQUIRED:** Braves Minor League Free Agent (1/4/23)

## 2022 RECAP

• **With Amarillo:** Opened the season on the 7-day Injured List ... Activated on 4/29 and logged 22G in relief with Arizona's Double-A affiliate ... **7/1 vs. NWA:** Converted his lone save opportunity of the season (0.1 IP, 0 H, 0 R, stranded 2 inherited runners in 11-10 win) ... **7/9 at WCH:** Earned his lone win of the year (2.0 IP, 1 H, 1 R, 0 ER, 2 BB, 3 SO in 6-3 win in 10 innings) ... Released by the Diamondbacks on 7/18.

## GWINNETT CAREER

Made 11 relief appearances in a brief stint with the Stripers in 2021 ... For his Gwinnett career, is 1-0 with a 7.36 ERA (9 ER in 11.0 IP) and .302 BAA ... Lone career win with the Stripers came on 7/16/21 at Charlotte (1.0 IP, 1 H, 0 R, 0 BB, 0 SO in 5-3 victory).

## TRANSACTIONS

Selected by the Toronto Blue Jays in the 16th round of the 2017 June draft out of the University of Central Arkansas (Conway, AR) ... Traded by the Blue Jays to the Atlanta Braves in exchange for cash considerations (6/4/21) ... Claimed off waivers from the Braves by the Arizona Diamondbacks (7/21/21) ... Signed by the Braves as a minor league free agent (1/4/23).

## AWARDS & HONORS

Appalachian League Postseason All-Star (2017).

## CAREER NOTABLES

- **2021:** Made his Major League debut, pitching for both the Toronto Blue Jays (4G) and Atlanta Braves (1G) ... Combined to go 0-0 with a 4.50 ERA (4 ER in 8.0 IP) and .303 BAA between the clubs ... Also pitched at the Triple-A level in the Blue Jays, Braves, and Arizona Diamondbacks organizations, combining to go 1-1 with a 9.14 ERA (22 ER in 21.2 IP), .298 BAA, and 0 saves (0-for-1) in 23G ... **6/10-7/2:** With Gwinnett, was scored upon just once in 7G, posting a 1.29 ERA (1 ER in 7.0 IP) and .174 BAA ... **6/21 vs. NYM:** Made his lone appearance with Atlanta (1.0 IP, 1 H, 0 R, 1 BB, 0 SO).
- **2020:** Spent the entire season at Toronto's Alternate Training Site in Rochester, NY ... Added to the Blue Jays' 40-man roster after the season.
- **2019:** Debuted at the Double-A and Triple-A levels, going 3-4 with a 2.34 ERA (15 ER in 57.2 IP), .196 BAA, and 8 saves (8-for-12) in 46G between New Hampshire and Buffalo ... After posting a 1.09 ERA in 20G with the Fisher Cats, joined the Bisons on 6/13.
- **2018:** Combined to go 7-7 with a 2.29 ERA (15 ER in 59.0 IP), .212 BAA, and 8 saves (8-for-12) in 44G between Class-A Lansing and High-A Dunedin.
- **2017:** In his pro debut with Rookie-level Bluefield, was named an Appalachian League Postseason All-Star ... Led the circuit in saves (12) and ranked tied for first in games (23).
- **MiLB Postseason:** Pitched in 1G for Rookie-level Bluefield in 2017, going 0-0 with a 0.00 ERA (0.1 IP, 0 H, 0 R, 1 BB, 0 SO).
- **College:** Over 3 seasons at Central Arkansas (2015-17), combined to go 3-5 with a 4.53 ERA (47 ER in 93.1 IP) and 8 saves over 41G (12 starts).
- **Summer Ball:** Pitched for Willmar of the Northwoods League in 2016 (3-4, 2.91 ERA in 9 starts).

## SINGLE-GAME CAREER HIGHS

**IP:** 3.0 (2x, last: 8/5/18, DUN vs. CHA)  
**SO:** 4 (5x, last: 7/28/19, BUF at DUR)  
**BB:** 3 (4x, last: 7/23/21, RNO vs. RR)  
**H:** 5 (3x, last: 7/15/22, AMA vs. SA)  
**ER:** 4 (4x, last: 7/15/22, AMA vs. SA)

## MAJOR LEAGUE FIRSTS

**GAME:** 4/9/21, TOR vs. LAA (2.0 IP, 1 H, 0 R, 1 BB, 0 SO)  
**STRIKEOUT:** 4/28/21, TOR vs. WSH (Hernan Perez)  
**WIN:** None

## CAREER PITCHING STATS

YEAR	CLUB	W-L	ERA	G	GS	CG	SHO	SV	IP	H	R	ER	HR	BB	SO	BAA
2017	Bluefield (Rk)	1-1	1.05	23	0	0	0	12/12	25.2	18	7	3	2	11	35	.189
2018	Lansing (A)	1-1	0.00	10	0	0	0	5/6	9.0	5	1	0	0	3	12	.161
	Dunedin (Hi-A)	6-6	2.70	34	0	0	0	3/6	50.0	39	20	15	3	21	44	.220
2019	New Hampshire (AA)	1-3	1.09	20	0	0	0	4/6	24.2	13	9	3	0	8	23	.141
	Buffalo (AAA)	2-1	3.27	26	0	0	0	4/6	33.0	30	14	12	2	21	41	.236
2021	Buffalo (AAA)	0-0	0.00	1	0	0	0	0/0	1.0	0	0	0	0	2	0	.000
	TORONTO (MLB)	0-0	5.14	4	0	0	0	0/0	7.0	9	4	4	1	4	6	.310
	Gwinnett (AAA)	1-0	7.36	11	0	0	0	0/0	11.0	13	9	9	4	5	8	.302
	ATLANTA (MLB)	0-0	0.00	1	0	0	0	0/0	1.0	1	0	0	0	1	0	.250
	Reno (AAA)	0-1	12.10	11	0	0	0	0/1	9.2	12	13	13	3	7	11	.316
2022	Amarillo (AA)	1-2	6.45	22	0	0	0	1/1	22.1	29	18	16	5	11	26	.309
Minor League Totals:		13-15	3.43	158	0	0	0	29/38	186.1	159	91	71	19	89	200	.227
Major League Totals:		0-0	4.50	5	0	0	0	0/0	8.0	10	4	4	1	5	6	.303

**HT:** 5-10    **BORN:** 6/8/94 in Irvine, CA (Opening Day Age: 28)  
**WT:** 195    **PRO SEASON:** 8th (0.000 MLB Service Time)  
**B/T:** L/R    **ACQUIRED:** Braves Minor League Free Agent (12/15/22)

## 2022 RECAP

• **With Columbus:** In his lone season with the Cleveland Guardians organization, spent the entire year at the Triple-A level ... Hit .251 in 11G and set career highs in doubles (25), homers (11), SLG (.425), and OPS (.775) ... Saw time defensively at second base (65G), short-stop (40G), and third base (10G) ... **May:** Had his best offensive month, batting .304 (24-for-79, 6 2B, 1 3B, 4 HR, 10 R, 11 RBI, .917 OPS) in 24G.

## TRANSACTIONS

Selected by the Pittsburgh Pirates in the seventh round of the 2015 June draft out of the University of Oregon ... Signed by the New York Mets as a minor league free agent (11/4/20) ... Claimed off waivers from the Mets by the San Francisco Giants (12/10/20) ... Signed by the Cleveland Guardians as a minor league free agent (3/19/22) ... Signed by the Atlanta Braves as a minor league free agent (12/15/22).

## AWARDS & HONORS

South Atlantic League Player of the Week (7/3/16).

## CAREER NOTABLES

- **2021:** In his lone year with the San Francisco Giants organization, hit .260 (77-for-296, 16 2B, 4 3B, 10 HR, 48 R, 42 RBI, 4 SB) in 87G between Double-A Richmond and Triple-A Sacramento.
- **2020:** Was invited to New York Mets' Spring Training, but was not part of the Alternate Training Site ... Selected by San Francisco in the MiLB phase of the Rule 5 Draft on 12/10.
- **2019:** Split the year between Double-A Altoona and Triple-A Indianapolis, batting .256 (111-for-434, 20 2B, 4 3B, 6 HR, 63 R, 36 RBI, 10 SB) in 128G ... Promoted to Indianapolis for his Triple-A debut on 8/16.
- **2018:** Served a 50G suspension to open the season ... Joined High-A Bradenton on 6/3 and hit .250 in 68G.
- **2017:** Combined to bat .267 (113-for-424, 20 2B, 3 3B, 10 HR, 67 R, 67 RBI, 14 SB) in 118G between Bradenton and Altoona ... Led all Florida State League second basemen in fielding percentage (.978).
- **Arizona Fall League:** Played 17G for Glendale in 2017, batting .197 (12-for-61, 5 2B, 1 HR, 6 R, 6 RBI).
- **2016:** Made his full-season debut with Class-A West Virginia, hitting .265 in 119G ... Ranked second in the South Atlantic League in walks (71) ... Named SAL Player of the Week for 6/27-7/3 (.500, 9-for-18, 4 HR, 6 R, 6 RBI, 2 SB, 1.834 OPS in 6G).
- **MiLB Postseason:** Played in the Postseason for Short-A West Virginia (2015) and Double-A Altoona (2017) while in the Pirates system, helping both clubs win league championships ... Hit a combined .340 (16-for-47, 2 2B, 5 R, 3 RBI, 2 SB) in 11G.
- **College:** Over 3 seasons with Oregon (2013-15), hit .319 (196-for-615, 47 2B, 8 3B, 6 HR, 104 R, 127 RBI, 18 SB) in 175G ... Started all 62G as a junior in 2015, hitting .325 (75-for-231) to earn second-team ABCA/Rawlings NCAA Division I All-West Region honors ... Upon leaving the Ducks, was the school's all-time leader in doubles, RBI, OBP (.433) and multi-RBI games (32).
- **Summer Ball:** Played for Orleans of the Cape Cod League in 2014, batting .272 (31-for-114, 7 2B, 1 HR, 24 R, 9 RBI, 4 SB) in 34G.

TOLMAN

## SINGLE-GAME CAREER HIGHS

**H:** 5 (6/29/17, BRD vs. DUN)  
**HR:** 2 (3x, last: 8/21/19, IND at TOL)  
**RBI:** 5 (5/23/17, BRD vs. SLU)  
**R:** 4 (5x, last: 6/2/22, COL vs. TOL)  
**SB:** 2 (5x, last: 6/9/22, COL at IND)

## MAJOR LEAGUE FIRSTS

Entering 2023, has not made his MLB debut.

## CAREER HITTING STATS

YEAR	CLUB	AVG	G	AB	R	H	2B	3B	HR	RBI	BB	SO	SB	OBP	SLG
2015	West Virginia (SS-A)	.304	63	224	32	68	16	4	0	23	33	38	2	.407	.411
2016	West Virginia (A)	.265	119	434	65	115	20	1	8	48	71	68	10	.370	.371
2017	Bradenton (Hi-A)	.267	115	415	66	111	19	3	9	62	58	85	14	.364	.393
	Altoona (AA)	.222	3	9	1	2	1	0	1	5	0	2	0	.200	.667
2018	Bradenton (Hi-A)	.250	68	240	28	60	16	1	2	17	37	77	7	.359	.350
2019	Altoona (AA)	.254	116	401	56	102	18	3	4	32	47	100	10	.340	.344
	Indianapolis (AAA)	.273	12	33	7	9	2	1	2	4	5	7	0	.368	.576
2021	Richmond (AA)	.253	24	83	15	21	4	1	1	9	10	22	1	.354	.361
	Sacramento (AAA)	.263	63	213	33	56	12	3	9	33	18	57	3	.340	.474
2022	Columbus (AAA)	.251	112	358	57	90	25	2	11	49	49	85	6	.350	.425
Minor League Totals:		.263	695	2410	360	634	133	19	47	282	328	541	53	.360	.393



# CHADWICK TROMP

## BRAVES 40-MAN ROSTER



**HT:** 5-8    **BORN:** 3/21/95 in Oranjestad, Aruba (Opening Day Age: 28)  
**WT:** 221    **PRO SEASON:** 11th (1.104 MLB Service Time)  
**B/T:** R/R    **ACQUIRED:** Claimed off waivers from San Francisco (9/21/21)

### 2022 RECAP

- **With Gwinnett:** Played 70G across 2 stints (4/5-8/6, rehab from 8/28-8/30) ... Logged 68G (66 starts) at catcher, posting .225 caught stealing percentage (18-of-80) ... Ranked among team leaders in homers (5th, 12) and RBI (5th, 41) ... **5/3 vs. CLT:** Notched fourth career 2-homer game with pair of 2-run blasts (#2-3) ... ... **4/24-5/12:** Posted team-best 13G hitting streak (.385, 20-for-52, 4 2B, 7 HR, 13 R, 23 RBI, 1.276 OPS) ... **5/10-5/12:** Homered in 3-straight games (3 HR total, #6-8).
- **Last-At-Bat Winners:** Had 3 last-at-bat GWRBI ... **5/5 vs. CLT:** Hit 2-out 8th-inning double in 3-2 last-at-bat win ... **5/26-G2 at NOR:** Hit solo homer (#9) in 7th inning for last-at-bat 3-2 victory ... **7/15 vs. DUR:** Hit walk-off RBI single in 9th for 2-1 win (2-for-4, RBI).
- **Record RBI Streak:** Set Gwinnett record with 11G RBI streak from 4/28-5/12, the longest in the IL since 2012 (TOL's Brad Eldred had 12G streak) ... Had 23 RBI on the streak, batting .419 (18-for-43, 4 2B, 7 HR, 12 R, 1.000 SLG, 1.447 OPS).
- **Record XBH Streak:** Set Gwinnett record with 9G extra-base hit streak from 5/1-5/12, tied for the longest in the IL in 2022 (STP's Caleb Hamilton also had 9G streak) ... Hit .417 (15-for-36, 4 2B, 7 HR, 12 R, 21 RBI, 1.111 SLG, 1.573 OPS) on the streak.
- **IL Player of the Week:** Named for 5/2-5/8, hit .471 (8-for-17) with IL highs in homers (4), XBH (7), RBI (12), SLG (1.353), and OPS (1.879).
- **With Atlanta:** Had contract selected on 8/7 ... **8/13 at MIA:** In his lone game with the Braves, went 3-for-4 with 3 RBI ... Placed on 10-day IL on 8/14 (strained left quadriceps) ... Assigned to rehab with Gwinnett on 8/28.

### GWINNETT CAREER

Over 2 seasons (2021-22), batting .248 (66-for-266, 11 2B, 12 HR, 34 R, 41 RBI, .715 OPS) in 75G.

### AWARDS & HONORS

International League Player of the Week (5/8/22).

### TRANSACTIONS

Signed by the Cincinnati Reds as a non-drafted free agent (1/24/13) ... Signed by the San Francisco Giants as a minor league free agent (1/6/20) ... Re-signed by San Francisco to an MLB deal (12/9/20) ... Claimed by the Atlanta Braves off waivers from San Francisco (9/21/21).

### CAREER NOTABLES

- **MLB Career:** Made his Major League debut with San Francisco in 2020, batting .213 in 24G ... Started 19G, all at catcher ... Became the sixth player born in Aruba to make the Majors, joining Xander Bogaerts (2013-current), Radhames Dykhoff (1998), Gene Kingslae (1996-2003), Calvin Maduro (1996-2002), and Sidney Ponson (1998-2009) ... Hit the first 2 homers of his MLB career in consecutive games on 8/2/20 vs. Texas and 8/3/20 at Colorado ... In 4 stints with the Giants in 2021, hit .222 (4-for-18, 1 HR, 2 RBI) in 9G ... Played 1G for Atlanta in 2022 (.750, 3-for-4, 2 2B, 3 RBI).
- **MiLB Postseason:** Logged his lone MiLB Postseason game with Double-A Pensacola in 2017 (0-for-1).
- **Arizona Fall League:** Played for Scottsdale in 2017, batting .316 (12-for-38, 1 2B, 1 HR, 4 RBI) in 10G.
- **Misc:** Was a member of Aruba's National Team from 2003-12 ... Oranjestad is Aruba's capital city.

### SINGLE-GAME CAREER HIGHS

**H:** 4 (6/10/17, DBT vs. PMB)  
**HR:** 2 (4x, last: 5/3/22, GWN vs. CLT)  
**RBI:** 5 (6/25/19, AZL Reds vs. AZL Athletics Gold)  
**R:** 3 (3x, last: 5/3/22, GWN vs. CLT)  
**SB:** 1 (4x, last: 7/22/18, LOU at SYR)

### MAJOR LEAGUE FIRSTS

**GAME:** 7/29/20, SF vs. SD (0-for-4, 3 SO)  
**HIT:** 7/31/20, SF vs. TEX (single off LHP Mike Minor)  
**HOME RUN:** 8/2/20, SF vs. TEX (2-run off RHP Jesse Chavez)

### CAREER HITTING STATS

YEAR	CLUB	AVG	G	AB	R	H	2B	3B	HR	RBI	BB	SO	SB	OBP	SLG
2013	AZL Reds (Rk)	.167	9	24	2	4	0	0	0	2	0	4	0	.200	.167
2014	AZL Reds (Rk)	.323	25	93	14	30	8	0	3	13	3	16	0	.354	.505
	Dayton (A)	.231	5	13	1	3	0	0	0	0	1	3	0	.286	.231
2015	Dayton (A)	.293	24	82	7	24	8	0	0	6	5	15	0	.348	.390
	Louisville (AAA)	.500	1	4	0	2	1	0	0	1	0	0	0	.500	.750
2016	Daytona (Adv-A)	.215	73	261	29	56	12	0	8	38	11	55	1	.249	.352
2017	Daytona (Adv-A)	.311	33	119	11	37	9	0	1	24	8	23	0	.351	.412
	Pensacola (AA)	.204	36	113	6	23	4	0	0	10	14	15	1	.302	.239
2018	Pensacola (AA)	.247	25	85	9	21	5	0	0	10	12	18	0	.340	.306
	Louisville (AAA)	.264	53	174	20	46	8	1	2	14	15	24	2	.333	.356
2019	AZL Reds (Rk)	.271	16	48	10	13	5	0	2	16	11	10	0	.410	.500
	Louisville (AAA)	.286	26	77	15	22	2	1	7	21	11	25	0	.389	.610
2020	SF GIANTS (MLB)	.213	24	61	11	13	1	0	4	10	1	20	0	.219	.426
2021	Sacramento (AAA)	.224	55	192	23	43	12	0	6	24	10	47	0	.265	.380
	SF GIANTS (MLB)	.222	9	18	1	4	0	0	1	2	0	4	0	.222	.389
	Gwinnett (AAA)	.176	5	17	0	3	0	0	0	0	0	5	0	.176	.176
2022	Gwinnett (AAA)	.253	70	249	34	63	11	0	12	41	16	55	0	.297	.442
	ATLANTA (MLB)	.750	1	4	0	3	2	0	0	3	0	0	0	.750	1.250
Minor League Totals:		.251	456	1551	181	390	85	2	41	220	117	315	4	.309	.388
Major League Totals:		.241	34	83	12	20	3	0	5	15	1	24	0	.244	.458

# JAVIER VALDES



**HT:** 5-10    **BORN:** 11/19/98 in Miami, FL (Opening Day Age: 24)  
**WT:** 195    **PRO SEASON:** 4th (0.000 MLB Service Time)  
**B/T:** R/R    **ACQUIRED:** Braves 21st Round in 2019 (Florida International University)

## 2022 RECAP

- **In MiLB:** Between High-A Rome and Double-A Mississippi, combined to bat .254 (67-for-264, 10 2B, 1 3B, 13 HR, 45 R, 45 RBI, 1 SB) in 77G ... Logged 67G at catcher, posting a .989 fielding percentage and .099 caught stealing percentage (15-for-151).
- **With Rome:** Opened the year with the R-Braves, hitting .263 in 54G ... Hit .307 (27-for-88, 5 2B, 3 HR, 13 R, 16 RBI) in 28G at home ... **6/18 at ASH:** Belted his first career grand slam (1-for-5, 2 R, 4 RBI).
- **With Mississippi:** Promoted to the M-Braves on 8/9 and hit .231 in 23G ... **8/9 at TNS:** Homered in his debut (2-for-4, 1 R, 1 RBI), becoming the first M-Brave with a clout in his Double-A debut since Ronald Acuña Jr. (5/10/17) ... **8/10 at TNS:** Blasted a homer for the second consecutive game (2-for-3, 2 R, 2 RBI).

## TRANSACTIONS

Selected by the Atlanta Braves in the 21st round of the 2019 June draft out of Florida International University.

## AWARDS & HONORS

None entering 2023.

## CAREER NOTABLES

- **2021:** Across 3 levels of the Braves system, combined to bat .231 (25-for-108, 6 2B, 13 R, 13 RBI, 3 SB) in 34G ... Saw the most time with Class-A Augusta, batting .263 in 24G ... In 29G at catcher, had a .994 fielding percentage and .164 caught stealing percentage (9-for-55).
- **2019:** Made his professional debut in the Gulf Coast League, batting .088 in 23G ... Posted a .986 fielding percentage in 20G at catcher.
- **College:** Played 3 years at Florida International University (2017-19), hitting .276 (148-for-537, 30 2B, 2 3B, 16 HR, 77 R, 87 RBI, 7 SB) in 159G.
- **Summer Ball:** Played for Danbury of the New England Collegiate Baseball League in 2017, batting .231 (9-for-39, 1 2B, 2 HR, 8 R, 4 RBI, 1 SB) in 14G ... Played for Wisconsin in the Northwoods League in 2018, batting .257 (56-for-218, 7 2B, 7 HR, 36 R, 30 RBI, 15 SB) in 60G.

VALDES

## SINGLE-GAME CAREER HIGHS

**H:** 3 (3x, last: 8/3/22, ROM vs. GVL)  
**HR:** 1 (13x, last: 8/10/22, MIS at TNS)  
**RBI:** 4 (2x, last: 6/18/22, ROM at ASH)  
**R:** 2 (11x, last: 9/2/22, MIS vs. TNS)  
**SB:** 1 (5x, last: 9/14/22, MIS vs. MTG)

## MAJOR LEAGUE FIRSTS

Entering 2023, has not made his MLB debut.

## CAREER HITTING STATS

YEAR	CLUB	AVG	G	AB	R	H	2B	3B	HR	RBI	BB	SO	SB	OBP	SLG
2019	GCL Braves (Rk)	.088	23	57	3	5	2	0	0	3	11	13	1	.268	.123
2021	GCL Braves (Rk)	.063	5	16	0	1	0	0	0	1	2	7	0	.158	.063
	Augusta (A)	.263	24	76	7	20	5	0	11	8	20	3	3	.359	.329
	Rome (Hi-A)	.250	5	16	6	4	1	0	0	1	2	3	0	.368	.313
2022	Rome (Hi-A)	.263	54	186	32	49	7	0	11	34	21	33	0	.376	.478
	Mississippi (AA)	.231	23	78	13	18	3	1	2	11	17	21	1	.388	.372
Minor League Totals:		.226	134	429	61	97	18	1	13	61	61	97	5	.352	.364

# DARIUS VINES

BRAVES 40-MAN ROSTER



**HT:** 6-1    **BORN:** 4/30/98 in Oxnard, CA (Opening Day Age: 24)  
**WT:** 190    **PRO SEASON:** 4th (0.000 MLB Service Time)  
**B/T:** R/R    **ACQUIRED:** Braves 7th Round in 2019 (Cal State Bakersfield)

## 2023 PROSPECT RANKINGS

MLB.com Braves Top 30: #8

## 2022 RECAP

- In MiLB:** Between Double-A Mississippi and Triple-A Gwinnett, combined to go 8-4 with a 3.77 ERA (59 ER in 140.2 IP), 1.23 WHIP, .240 BAA, and 9.98 SO/9.0 IP ratio in 27G (25 starts) ... Ranked among MiLB leaders in strikeouts (T-20th, 156) and innings (22nd) ... Had a 5G quality start streak across the 2 levels from 7/14-8/4 (3-0, 1.45 ERA, 5 ER in 31.0 IP, 6 BB, 32 SO).
- With Mississippi:** Opened the year with the M-Braves, making his Double-A debut ... Of his 20 starts, 9 were quality outings ... Tallied double-digit strikeouts 3 times, including 5/8 vs. Pensacola (career-high 11 SO over 6.1 IP), 7/8 vs. Pensacola (10 SO over 5.2 IP), and 7/23 at Montgomery (10 SO over 6.0 IP) ... Posted a pair of 7.0-inning scoreless starts, 6/19 vs. Birmingham (ND, 3 H, 0 BB, 9 SO in 2-0 loss) and 7/1 at Biloxi (2 H, 3 BB, 3 SO in 4-0 win) ... **7/14-7/23:** Had back-to-back scoreless starts, totaling 12.0 IP (3 H, 3 BB, 15 SO, .075 BAA) ... **7/14-8/4:** Over his final 4 starts with Mississippi, was 3-0 with a 0.72 ERA (2 ER in 25.0 IP), 0.68 WHIP, .149 BAA, and 10.08 SO/9.0 IP ratio (28 SO).
- SL Leaderboard:** As of his promotion to Gwinnett on 8/9, led the Southern League in strikeouts (127) and innings (107.0) and ranked in the top 5 in ERA (2nd, 3.95), WHIP (2nd, 1.21), BAA (3rd, .244), wins (T-3rd, 7), and starts (T-4th, 20).
- SL Pitcher of the Month:** Named the Southern League Pitcher of the Month for July after going 3-0 with a 1.17 ERA (4 ER in 30.2 IP), 0.82 WHIP, .155 BAA, and 9.39 SO/9.0 IP ratio (32 SO) over 5 starts.
- SL Pitcher of the Week:** Following his 7.0-inning effort on 7/1 at Biloxi (2 H, 0 R, 3 BB, 3 SO in 4-0 win), earned the SL Pitcher of the Week award for 6/28-7/3.
- With Gwinnett:** Promoted for his Triple-A debut on 8/9 ... Pitched in 7G (5 starts) ... **8/14 at NAS:** Made his Triple-A debut as a starter, turning in a quality start (6.0 IP, 6 H, 3 ER, 2 BB, 4 SO) in a no-decision (won 5-3) ... **9/10 at BUF:** Earned his first career Triple-A win (5.0 IP, 5 H, 1 ER, 2 BB, 3 SO in 4-1 victory).

## TRANSACTIONS

Selected by the Atlanta Braves in the 7th round of the 2019 June draft out of California State University, Bakersfield.

## AWARDS & HONORS

Carolina League Pitcher of the Week (6/6/21) ... South Atlantic League Pitcher of the Week (8/1/21) ... Southern League Pitcher of the Week (7/3/22) ... Southern League Pitcher of the Month (7/22).

## CAREER NOTABLES

- 2021:** After not pitching in 2020, combined to go 6-4 with a 2.92 ERA (36 ER in 111.0 IP), 1.02 WHIP, .203 BAA, and 10.46 SO/9.0 IP ratio (129 SO) over 22 starts between Class-A Augusta and High-A Rome ... **6/1 vs. CSC:** Pitched 6.0 scoreless innings (2 H, 1 BB, 9 SO) in a no-decision leading to a Low-A East Pitcher of the Week award on 6/6 ... **7/31 vs. ASH:** Tossed a season-high 7.0 scoreless, hitless innings (2 BB, 9 SO) for the win, earning High-A East Pitcher of the Week on 8/1 ... Named the High-A East July Pitcher of the Month (1-2, 3.86 ERA, 0.99 WHIP, .188 BAA, 34 SO in 30.1 IP over 6 starts).
- College:** Following 2 seasons at Yavapai College (Prescott, AZ), spent 2019 at Cal State Bakersfield ... In his junior season, went 5-3 with a 4.10 ERA (34 ER in 74.2 IP) over 13 starts ... His 98 strikeouts were third-most in CSUB single-season history ... As Atlanta's 7th-round pick, was the highest Roadrunners player ever drafted.
- Summer Ball:** Played for the Walla Walla Sweets of the West Coast League in 2017 and 2018, combining to go 4-2 with a 4.01 ERA in 17G (11 starts).

## SINGLE-GAME CAREER HIGHS

**IP:** 7.0 (5x, last: 8/4/22, MIS vs. BLX)  
**SO:** 11 (5/8/22, MIS vs. PNS)  
**BB:** 4 (3x, last: 9/24/22, GWN at MEM)  
**H:** 11 (6/14/22, MIS vs. BIR)  
**ER:** 7 (4x, last: 6/14/22, MIS vs. BIR)

## MAJOR LEAGUE FIRSTS

Entering 2023, has not made his MLB debut.

## CAREER PITCHING STATS

YEAR	CLUB	W-L	ERA	G	GS	CG	SHO	SV	IP	H	R	ER	HR	BB	SO	BAA
2019	Danville (Rk)	0-4	6.61	11	11	0	0	0/0	31.1	38	23	23	4	10	33	.297
	GCL Braves (Rk)	0-1	9.00	1	0	0	0	0/0	1.0	1	1	1	0	0	2	.333
2021	Augusta (A)	2-0	2.25	8	8	0	0	0/0	36.0	24	10	9	3	10	48	.180
	Rome (Hi-A)	4-4	3.24	14	14	1	0	0/0	75.0	60	37	27	12	19	81	.214
2022	Mississippi (AA)	7-4	3.95	20	20	0	0	0/0	107.0	100	53	47	16	30	127	.244
	Gwinnett (AAA)	1-0	3.21	7	5	0	0	0/0	33.2	29	12	12	1	14	29	.228
Minor League Totals:		14-13	3.77	61	58	1	0	0/0	284.0	252	136	119	36	83	320	.233

**HT:** 6-0    **BORN:** 10/9/99 in Whittier, CA (Opening Day Age: 23)  
**WT:** 200    **PRO SEASON:** 5th (0.000 MLB Service Time)  
**B/T:** R/R    **ACQUIRED:** Braves 14th Round Pick in 2018 (Rialto High School)

### 2023 PROSPECT RANKINGS

MLB.com Braves Top 30: **#11**

### 2022 RECAP

- **In MiLB:** Between Double-A Mississippi and Triple-A Gwinnett, combined to go 2-0 with a 2.34 ERA (9 ER in 34.2 IP), 1.41 WHIP, .234 BAA, and 12.20 SO/9.0 IP ratio (47 SO) in 31G ... Due to injury, didn't make his season debut with the M-Braves until 4/26 ... Also was on the Gwinnett 7-day Injured List from 7/25-8/22.
- **With Gwinnett:** Joined the Stripers for the first time in his career on 5/17 and logged 24G in relief ... Stranded 9 of 10 inherited runners (90.0%) ... **5/19 vs. MEM:** Made Triple-A debut (hold, 1.0 IP, 0 H, 0 R, 2 BB, 0 SO in 5-3 win) ... **5/26-G2 at NOR:** Earned first career Triple-A save (1.0 IP, 0 H, 0 R, 2 SO in 3-2 win) ... **8/28 at LHV:** Recorded first career Triple-A win (1.1 IP, 1 H, 0 R, 2 SO in 13-2 win) ... **9/23 at MEM:** Struck out the side in 9th inning for his second save (1.0 IP, 1 H, 0 R in 4-3 win) ... **8/28-9/27:** Over his final 8G, went 2-0 with a 1.04 ERA (1 ER in 8.1 IP), .194 BAA, and 1 save (1-for-1).
- **With Mississippi:** Opened with the M-Braves, going 0-0 with a 0.00 ERA (0 ER in 7.0 IP), 1.00 WHIP, .160 BAA, and 1 save (1-for-1) in 7G ... Posted an 18.00 SO/9.0 IP ratio (14 SO).
- **Scoreless Streak:** Didn't allow a run over his first 10 games of 2022 between the 2 levels from 4/26-5/26 (11.0 IP, 4 H, 6 BB, 17 SO).

### TRANSACTIONS

Selected by the Atlanta Braves in the 14th round of the 2018 June draft out of Rialto High School (Rialto, CA).

### AWARDS & HONORS

Arizona Fall League Rising Stars Game (2021).

### CAREER NOTABLES

- **2021:** Had his Double-A debut limited to 11 starts due to injury ... Held right-handed batters to a .181 average ... Placed on the 7-day IL twice, from 5/30-7/8, and 8/16 through the end of the season ... **May:** In 4 starts, went 0-1 with a 2.51 ERA (4 ER in 14.1 IP) and .216 BAA ... **8/13 vs. BLX:** In his final start of the year, pitched 5.0 hitless innings (0 R, 1 BB, 9 SO) for the win.
- **2020:** Added to the Braves' 60-man player pool on 9/2 and spent the month of September pitching at the Alternate Training Site in Gwinnett.
- **2019:** In his first full pro season, logged 23G with Class-A Rome ... In 9G (2 starts) from May through June, produced a 0.84 ERA (3 ER in 32.0 IP) ... Placed on Rome's IL on 6/26 (blister) and missed over a month.
- **Arizona Fall League:** Pitched for Peoria in 2021, going 2-2 with a 5.70 ERA (15 ER in 23.2 IP) over 6G (4 starts) ... Had a 9.5 SO/9.0 IP ratio (25 SO) ... Selected to the AFL Rising Stars Game.

VODNIK

### SINGLE-GAME CAREER HIGHS

**IP:** 6.2 (5/21/21, MIS vs. CHA)  
**SO:** 9 (8/13/21, MIS vs. BLX)  
**BB:** 4 (8/7/21, MIS at BIR)  
**H:** 6 (2x, last: 8/1/21, MIS at PNS)  
**ER:** 7 (8/1/21, MIS at PNS)

### MAJOR LEAGUE FIRSTS

Entering 2023, has not made his MLB debut.

### CAREER PITCHING STATS

YEAR	CLUB	W-L	ERA	G	GS	CG	SHO	SV	IP	H	R	ER	HR	BB	SO	BAA
2018	GCL Braves (Rk)	1-1	9.64	4	0	0	0	0/0	4.2	8	5	5	1	1	9	.364
2019	Rome (A)	1-3	2.94	23	3	0	0	3/4	67.1	55	27	22	1	24	69	.223
2021	Mississippi (AA)	1-4	5.35	11	11	0	0	0/0	33.2	32	20	20	5	22	41	.252
2022	Mississippi (AA)	0-0	0.00	7	0	0	0	1/1	7.0	4	0	0	0	3	14	.160
	Gwinnett (AAA)	2-0	2.93	24	0	0	0	2/3	27.2	26	10	9	2	16	33	.252
Minor League Totals:		5-8	3.59	69	14	0	0	6/8	140.1	125	62	56	9	66	166	.239

# LUKE WADDELL

NON-ROSTER INVITEE



HT: 5-9    BORN: 7/13/98 in Loveland, OH (Opening Day Age: 24)  
 WT: 180    PRO SEASON: 3rd (0.000 MLB Service Time)  
 B/T: L/R    ACQUIRED: Braves 5th Round Pick in 2021 (Georgia Tech)

## 2022 RECAP

- **With Mississippi:** Limited by injury to 41G in Double-A ... **4/30-5/14:** Posted a 12G hitting streak, batting .432 with 2 homers and 9 RBI ... **4/30-5/19:** Had a 15G on-base streak ... **4/30 at MTG:** Tallied a career-high 5 hits (5-for-5, 2 R, 2 RBI), the first 5-hit effort by a Mississippi player since Alejandro Salazar on 7/15/18 ... **5/1 at MTG:** Hit his first Double-A homer, a game-tying 3-run shot in an eventual 11-7 win ... **5/19 vs. BLX:** Set a career high with 4 RBI (2-for-5, 1 2B, 1 R).
- **Injury Report:** Placed on Mississippi's 7-day Injured List on 6/21 and missed the remainder of the season.

## TRANSACTIONS

Selected by the Atlanta Braves in the fifth round (157th overall) of the 2021 June draft out of Georgia Institute of Technology (Atlanta, GA).

## AWARDS & HONORS

High-A East Offensive Player of the Week (8/29/21).

## CAREER NOTABLES

- **2021:** Made his professional debut, batting .260 (26-for-100, 1 2B, 6 HR, 18 R, 15 RBI, 2 SB) in 29G between High-A Rome and Double-A Mississippi ... **8/24 at BG:** Tallied each of his first 2 professional homers in the same game, going 2-for-4 with a pair of solo blasts ... **8/21 at BG:** Homered twice again (3-for-5, 3 RBI) ... **8/27-8/29:** Posted a 3-game homer streak, batting .636 (7-for-11, 4 HR, 5 R, 8 RBI, 2.343 OPS) in that stretch ... **8/23-8/29:** Named High-A East Offensive Player of the Week (.545, 12-for-22, 6 HR, 8 R, 10 RBI, 1.924 OPS) ... **August:** Named Rome's Player of the Month by Atlanta (.313, 20-for-64, 1 2B, 6 HR, 14 R, 12 RBI, 1 SB, .984 OPS in 19G) ... Promoted to the M-Braves on 9/3 ... Was the first member of Atlanta's 2021 draft class to reach the Double-A level ... Ended the season ranked the Braves' No. 28 prospect by MLB.com.
- **MiLB Postseason:** Was a member of Mississippi's Double-A South championship club in 2021 ... Played in 3G during the Championship Series vs. Montgomery, batting .286 (2-for-7, 1 R, 1 RBI).
- **Arizona Fall League:** Played 18G for Peoria in 2021, batting .311 (19-for-61, 5 2B, 11 R, 9 RBI, 3 SB).
- **College:** Played 4 seasons at Georgia Tech (2018-21), batting .308 (198-for-643, 34 2B, 5 3B, 12 HR, 132 R, 86 RBI, 15 SB) in 172 games ... Helped lead GT to its second-straight ACC Coastal Division Championship in 2021 and was selected as first-team All-ACC after batting .309 (71-for-230, 12 2B, 1 3B, 8 HR, 41 R, 33 RBI, 5 SB) in 56 games ... Was one of the toughest hitters to strike out in the country, leading the ACC and ranking sixth nationally at 14.4 at-bats per strikeout.

## SINGLE-GAME CAREER HIGHS

**H:** 5 (4/30/22, MIS at MTG)  
**HR:** 2 (2x, last: 8/27/21, ROM at BG)  
**RBI:** 4 (5/19/22, MIS vs. BLX)  
**R:** 3 (2x, last: 5/27/22, MIS at PNS)  
**SB:** 1 (5x, last: 5/22/22, MIS vs. BLX)

## MAJOR LEAGUE FIRSTS

Entering 2023, has not made his MLB debut.

## CAREER HITTING STATS

YEAR	CLUB	AVG	G	AB	R	H	2B	3B	HR	RBI	BB	SO	SB	OBP	SLG
2021	Rome (Adv-A)	.304	21	69	15	21	1	0	6	13	7	13	1	.372	.580
	Mississippi (AA)	.161	8	31	3	5	0	0	0	2	2	4	1	.212	.161
2022	Mississippi (AA)	.272	41	162	20	44	10	0	2	29	23	22	3	.364	.370
Minor League Totals:		.267	70	262	38	70	11	0	8	44	32	39	5	.349	.401

WADDELL



**HT:** 6-1    **BORN:** 11/20/95 in Winter Park, FL (Opening Day Age: 27)  
**WT:** 195    **PRO SEASON:** 9th (0.000 MLB Service Time)  
**B/T:** L/R    **ACQUIRED:** Braves Minor League Free Agent (2/1/23)

### 2022 RECAP

- **With Tacoma:** Spent the entire season with the Rainiers, hitting .255 (105-for-412) in 120G ... Led all of Triple-A in stolen bases (52) and finished among Tacoma team leaders in OBP (1st, .333), triples (T-2, 3), slugging (3rd, .354), and walks (5th, 42) ... **7/7 at RNO:** Hit for 3/4 legs of the cycle in a 4-hit night (4-for-6, 1 2B, 1 HR, 3 R, 3 RBI).
- **Awesome August:** Hit a season-best .365 (19-for-52, 2 2B, 1 3B, 2 HR, 8 RBI, 7 SB) in 19G.

### TRANSACTIONS

Selected by the Colorado Rockies in the first round (35th overall) of the 2014 June draft out of Orangewood Christian High School (Maitland, FL) ... Traded by the Rockies along with 1B Chad Spanberger to the Toronto Blue Jays for RHP Seunghwan Oh (7/26/18) ... Signed by the Blue Jays as a minor league free agent (12/18/20) ... Signed by the Seattle Mariners as a minor league free agent (3/14/22) ... Signed by the Atlanta Braves as a minor league free agent (2/1/23).

### AWARDS & HONORS

*Baseball America* Rookie All-Star (2014) ... MiLB.com Colorado Rockies Organization All-Star (2014, 2015) ... South Atlantic League Player of the Week (6/29/15) ... Eastern League Player of the Week (6/2/19) ... Eastern League Midseason All-Star (2019).

### CAREER NOTABLES

- **2021:** With Triple-A Buffalo in the Toronto organization, hit .266 (79-for-297) in 78G and finished third in Triple-A in stolen bases (35) ... Was on the IL from 6/8-7/21.
- **2019:** Began the season with Double-A New Hampshire, hitting .270 (112-for-415) in 109G while finishing seventh in the Eastern League for doubles (27) ... **5/27-6/2:** Hit .515 (17-for-33, 6 2B, 2 HR, 7 RBI) including a 3-double performance on 5/31 at Altoona, earning the Eastern League Player of the Week award ... Promoted to Buffalo for his Triple-A debut on 8/18 ... Finished the campaign with a career-high 11 home runs.
- **2018:** Combined to bat .263 (132-for-502, 24 2B, 8 3B, 10 HR, 89 R, 44 RBI, 38 SB) in 128G between the Rockies and Blue Jays organizations.
- **2017:** Played just 22G with High-A Lancaster, batting .299 (26-for-87) before his season was cut short due to a dislocated shoulder.
- **2016:** Ranked No. 90 on the MLB Pipeline.com Top 100 Prospects List entering the year ... Spent the entire season with High-A Modesto and hit .264 (121-for-459) in 120G ... Set a career best for RBIs (56).
- **2015:** Played the majority of the season with Class-A Asheville, hitting .280 (101-for-361) in 99G ... Promoted from Short-A Boise after hitting .500 (5-for-10) in 4G ... **6/22-6/28:** Hit .438 (7-for-16, 1 2B, 1 3B, 1 HR, 7 RBI) in 5G, earning the South Atlantic League Player of the Week award.
- **MiLB Postseason:** Has logged 12G between Class-A Asheville (2015) and Double-A New Hampshire (2018), batting .233 (10-for-43, 1 2B, 1 HR, 7 R, 5 RBI, 1 SB).

WALL

### SINGLE-GAME CAREER HIGHS

**H:** 5 (4/15/16, MOD vs. STK)  
**HR:** 2 (5/19/15, ASH vs. KAN)  
**RBI:** 4 (6x, last: 5/27/19, NH vs. HFD)  
**R:** 3 (16x, last: 9/17/22, TAC at LV)  
**SB:** 4 (8/24/14, GJ at OGD)

### MAJOR LEAGUE FIRSTS

Entering 2023, has not made his MLB debut.

### CAREER HITTING STATS

YEAR	CLUB	AVG	G	AB	R	H	2B	3B	HR	RBI	BB	SO	SB	OBP	SLG
2014	Grand Junction (Rk)	.318	41	157	48	50	6	6	3	24	27	32	18	.416	.490
2015	Boise (SS-A)	.500	4	10	4	5	0	0	0	1	6	2	2	.647	.500
	Asheville (A)	.280	99	361	57	101	16	10	7	46	41	72	23	.355	.438
2016	Modesto (Hi-A)	.264	120	459	57	121	16	4	6	56	41	97	22	.329	.355
2017	Lancaster (Hi-A)	.299	22	87	17	26	4	1	3	16	9	16	5	.361	.471
2018	Lancaster (Hi-A)	.305	47	203	43	62	11	5	3	19	23	47	20	.382	.453
	Hartford (AA)	.206	46	170	27	35	6	1	6	12	17	42	8	.289	.359
	New Hampshire (AA)	.271	35	129	19	35	7	2	1	13	13	46	10	.354	.380
2019	New Hampshire (AA)	.270	109	415	70	112	27	4	9	41	49	109	13	.353	.419
	Buffalo (AAA)	.255	14	47	9	12	3	0	2	4	6	14	1	.340	.447
2021	Buffalo (AAA)	.266	78	297	46	79	15	5	1	20	30	87	35	.343	.360
2022	Tacoma (AAA)	.255	120	412	67	105	17	3	6	41	42	125	52	.333	.354
Minor League Totals:		.270	735	2747	464	743	128	41	47	293	304	689	209	.349	.398

**HT:** 6-3    **BORN:** 6/26/94 in Greenville, SC (Opening Day Age: 28)  
**WT:** 195    **PRO SEASON:** 7th (2.065 MLB Service Time)  
**B/T:** R/R    **ACQUIRED:** Via trade with Texas Rangers in exchange for cash (1/3/23)

### 2022 RECAP

- **With Texas:** Limited due to injury (right wrist fracture) to 47G in his third season with the Rangers ... Stole 12 bases on 13 attempts (92.3%), including a pair of 2-steal games ... Did not record a GIDP all season ... Placed on the 60-day IL on 6/21 and did not return to Texas' active roster.
- **No. 1 Player:** On 5/30 vs. Tampa Bay, robbed Ji-Man Choi of a home run ... Play was named SportCenter's No. 1 play that night and MLB's Electric Play of the Week.
- **MiLB Rehab:** Logged 3G with Triple-A Round Rock from 9/7-9/13 ... Played all 3G at center field ... Did not record a hit (0-for-7).

### TRANSACTIONS

Selected by the Oakland Athletics in the 11th round of the 2016 June draft out of Clemson University (6/14/16) ... Traded by the Athletics to the Texas Rangers, along with international slot compensation, as part of a 3-team trade that sent LHP Kyle Bird, LHP Brock Burke, and RHP Yoel Espinal to Texas, INF Jurickson Profar to Oakland, and RHP Rollie Lacy, RHP Emilio Pagan, and a 2019 Competitive Balance Round A pick to Tampa Bay (12/21/18)... Traded by the Rangers to the Atlanta Braves in exchange for cash (1/3/23).

### AWARDS & HONORS

New York-Penn League Player of the Week (7/31/16) ... New York-Penn League Midseason All-Star (2016) ... Texas League Midseason All-Star (2018) ... Texas League Postseason All-Star (2018) ... MiLB.com Oakland Athletics Organization All-Star (2018) ... MiLB.com Texas Rangers Organization All-Star (2019) ... MLB Play of the Week (6/5/22).

### CAREER NOTABLES

- **2021:** Made Texas' Opening Day roster and saw action in 64G spanning 3 stints with the Rangers ... Placed on the Injured List from 8/4-end of season with elbow injury ... **6/16 at HOU:** Hit the first 2 homers of his MLB career in the same game (both solo, off Zack Greinke and Cristian Javier), becoming just the second player in Rangers franchise history with a 2-homer game for his first 2 career big-league blasts (Carlos Peña, 9/19/01 vs. OAK).
- **2020:** Made his Major League debut with Texas, batting .188 in 19G ... Made starts in left field (11G), right field (3G), and center field (1G) ... **9/9 vs. LAA:** Snapped an 0-for-17 start to his MLB career with an RBI double (1-for-4, 1 R, 1 RBI).
- **2019:** Spent entire season with Triple-A Nashville and recorded career-high 14 home runs.
- **2018:** Led Texas League in hits (154) and triples (8)... Ranked among league leaders in OBP (2nd, .388), batting (2nd, .306), walks (T-3rd, 62), OPS (4th, .838), total bases (4th, 227), and doubles (5th, 30).
- **Arizona Fall League:** Played 15G for Mesa in 2018, batting .344 (21-for-61, 2 2B, 1 3B, 10 RBI, 3 SB).
- **2017:** Led all Oakland farmhands in doubles (32), fifth-most in the California League.
- **MiLB Postseason:** Saw his only career playoff action with High-A Stockton in 2017, batting .083 (1-for-12, 1 2B, 1 R, 1 RBI) in 3G.
- **College:** Played 3 seasons at Clemson (2014-16), batting .275 (142-for-517, 22 2B, 4 3B, 8 HR, 104 R, 61 RBI, 36 SB) in 153G ... Helped the Tigers to an ACC Tournament title and NCAA Regional appearance in 2016.
- **Summer Ball:** Played 16G with Brewster of the Cape Cod League in 2015, batting .250 (14-for-56).

### SINGLE-GAME CAREER HIGHS

**H:** 5 (5/3/18, MID vs. CC)  
**HR:** 2 (6/16/21, TEX at HOU)  
**RBI:** 4 (6/12/18, MID at FRI)  
**R:** 3 (13x, last: 6/5/21, RR vs. ELP)  
**SB:** 3 (7/18/17, STK at RC)

### MAJOR LEAGUE FIRSTS

**GAME:**  
 9/1/20, TEX at HOU (0-for-3)  
**HIT:**  
 9/9/20, TEX vs. LAA (double off Julio Teheran)  
**HOME RUN:**  
 6/16/21, TEX at HOU (solo off Zack Greinke)

### CAREER HITTING STATS

YEAR	CLUB	AVG	G	AB	R	H	2B	3B	HR	RBI	BB	SO	SB	OBP	SLG
2016	AZL Athletics (Rk)	.000	1	3	0	0	0	0	0	0	0	0	0	.000	.000
	Vermont (SS-A)	.279	64	233	31	65	11	1	2	25	26	65	12	.348	.361
2017	Stockton (Hi-A)	.270	115	448	71	121	32	6	4	36	41	121	12	.342	.395
2018	Midland (AA)	.306	130	504	81	154	30	8	9	55	62	116	18	.388	.450
2019	Nashville (AAA)	.253	116	438	63	111	20	5	14	43	43	138	14	.337	.418
2020	TEXAS (MLB)	.188	19	48	5	9	2	0	0	3	3	16	1	.231	.229
2021	Round Rock (AAA)	.343	20	67	19	23	2	1	3	11	12	20	3	.450	.537
	TEXAS (MLB)	.177	64	198	26	35	6	1	6	15	18	66	4	.259	.308
2022	Round Rock (AAA)	.000	3	7	0	0	0	0	0	0	0	3	0	.000	.000
	TEXAS (MLB)	.200	47	105	16	21	2	0	3	10	11	41	12	.274	.305
Minor League Totals:		.279	449	1700	265	474	95	21	32	170	184	463	59	.358	.416
Major League Totals:		.185	130	351	47	65	10	1	9	28	32	123	17	.260	.296

**HT:** 6-3    **BORN:** 6/14/94 in Danbury, CT (Opening Day Age: 28)  
**WT:** 200    **PRO SEASON:** 7th (0.000 MLB Service Time)  
**B/T:** R/R    **ACQUIRED:** Braves Minor League Free Agent (5/25/22)

## 2022 RECAP

- **In MiLB:** Returned to affiliated baseball for the first time since 2019, going 0-1 with a 2.16 ERA (4 ER in 16.2 IP) and .148 BAA in 17G (1 start) between the FCL Braves and Double-A Mississippi.
- **With FCL Braves:** Made his Braves organization debut, logging 3.2 scoreless innings in 4G ... **7/26 at FCL Twins:** Made his first start since 2016 (ND, 1.0 IP, 1 H, 0 R, 1 BB, 2 SO).
- **With Mississippi:** Promoted to Double-A on 8/4 and made his first appearance on 8/5 vs. Biloxi (1.0 IP, 0 H, 0 R, 1 BB, 2 SO) ... Logged exactly 1.0 IP in each of his 9G and allowed just a .163 BAA.

## TRANSACTIONS

Selected by the Seattle Mariners in the sixth round of the 2015 June draft out of Bryant University (Smithfield, RI) ... Signed by the Atlanta Braves as a minor league free agent (5/25/22).

## AWARDS & HONORS

California League Midseason All-Star (2019).

## CAREER NOTABLES

- **Out of Action:** Did not pitch in professional baseball in either 2020 (MiLB season canceled due to COVID-19) or 2021 (injury).
- **2019:** Split time between High-A Modesto and Double-A Arkansas and finished with a career high 46 appearances ... Combined to go 3-5 with a 3.21 ERA (22 ER in 61.2 IP), .186 BAA, and 2 saves (2-for-7) ... Posted a 13.28 SO/9.0 IP ratio (91 SO) ... **4/6-5/1:** Tossed 14.0 scoreless innings over 11G to open the season, limiting opponents to a .125 average ... Pitched for the Northern Division in the California League All-Star Game and recorded a hold with a perfect 7th inning (1.0 IP, 0 H, 0 R, 1 SO).
- **2018:** Had a career-best 14.83 SO/9.0 IP ratio while only allowing 4.33 BB/9.0 in 32G with Clinton after 5G with Modesto to open the season ... Combined to go 4-4 with a 3.38 ERA (22 ER in 58.2 IP), .188 BAA, and 7 saves (7-for-8) ... **7/13-8/17:** Posted 17.2 scoreless innings over 10G.
- **2017:** Limited to only 21G with an injury (right rotator cuff sprain) ... Spent time on the 7-day IL from 7/1-9/29.
- **2015:** Began his professional career with Short-A Everett and finished second in the Northwest League with 9 saves.
- **MiLB Postseason:** Is 0-0 with a 3.38 ERA (1 ER in 2.2 IP) and .273 BAA in 4G for his career ... Appeared with Short-A Everett (2015), Class-A Clinton (2016), and Double-A Arkansas (2019).
- **College:** Pitched at Bryant University from 2013-15, going 10-6 with a 3.40 ERA (58 ER in 153.1 IP) in 43G (25 starts) As a junior, was named First-Team All NEC (7-3, 3.24 ERA in 14 starts).
- **Summer Ball:** Pitched for Newport of the New England Collegiate Baseball League in 2013 (1-0, 0.48 ERA in 16G) and Orleans of the Cape Cod League in 2014 (0-1, 1.59 ERA in 5G).

WILCOX

## SINGLE-GAME CAREER HIGHS

**IP:** 6.0 (5/1/16, CLI at DAY)  
**SO:** 7 (5/6/16, CLI vs. LC)  
**BB:** 7 (5/6/16, CLI vs. LC)  
**H:** 10 (4/26/16, CLI at BG)  
**ER:** 10 (4/26/16, CLI at BG)

## MAJOR LEAGUE FIRSTS

Entering 2023, has not made his MLB debut.

## CAREER PITCHING STATS

YEAR	CLUB	W-L	ERA	G	GS	CG	SHO	SV	IP	H	R	ER	HR	BB	SO	BAA
2015	Everett (SS-A)	2-3	3.47	19	0	0	0	9/9	23.1	15	10	9	1	12	24	.185
2016	Clinton (A)	4-5	7.11	36	9	0	0	0/2	76.0	73	64	60	2	68	80	.258
2017	Clinton (A)	0-1	3.78	21	0	0	0	3/4	33.1	26	16	14	4	21	52	.210
2018	Clinton (A)	4-4	2.50	32	0	0	0	7/8	54.0	33	16	15	2	26	89	.174
	Modesto (Hi-A)	0-0	13.50	5	0	0	0	0/0	4.2	6	7	7	2	6	5	.333
2019	Modesto (Hi-A)	2-5	3.76	39	0	0	0	2/7	52.2	39	26	22	4	45	78	.204
	Arkansas (AA)	1-0	0.00	7	0	0	0	0/0	9.0	2	2	0	0	4	13	.069
2021	DID NOT PITCH - INJURED															
2022	FCL Braves (Rk)	0-0	0.00	4	1	0	0	0/0	3.2	1	0	0	0	5	6	.091
	Mississippi (AA)	0-1	2.77	13	0	0	0	0/0	13.0	7	4	4	1	15	18	.163
Minor League Totals:		13-19	4.37	176	10	0	0	21/30	269.2	202	145	131	16	202	365	.208

**HT:** 6-2    **BORN:** 3/15/96 in Lakeland, FL (Opening Day Age: 27)  
**WT:** 205    **PRO SEASON:** 4th (0.000 MLB Service Time)  
**B/T:** L/R    **ACQUIRED:** Braves 7th Round Pick in 2018 (Stetson University)

### 2022 RECAP

• **Out of Action:** Missed the entire season while recovering from 2021 Tommy John surgery ... Was on the 60-day Injured List from 4/5-10/4.

### TRANSACTIONS

Selected by the Atlanta Braves in the 7th round of the 2017 June draft out of Stetson University (DeLand, FL).

### AWARDS & HONORS

MiLB.com Atlanta Braves Organization All-Star Honorable Mention (2021).

### CAREER NOTABLES

- **2021:** Combined to go 3-1 with a 2.34 ERA (13 ER in 50.0 IP), 1.06 WHIP, .190 BAA, and 6 saves (6-for-10) in 39G (all relief) between Double-A Mississippi and Triple-A Gwinnett ... **5/7-5/23:** Did not allow a run over his first 5G (8.2 IP) at the Double-A level ... **9/14 vs. NAS:** Earned his first Triple-A save in his debut outing, inducing a game-ending 5-4-3 double play in 6-5 victory (1.0 IP, 1 H, 1 ER, 1 BB, 1 SO) ... **9/18-10/3:** Ended the year riding a 5G scoreless streak (5.0 IP, 1 H, 1 BB, 10 SO).
- **2019:** Spent the entire season with High-A Florida, going 4-3 with a 2.47 ERA, .240 BAA, and 1.20 WHIP in 24G (11 starts) ... Went 3-3 with a 2.60 ERA, .223 BAA, and 1.09 WHIP in his 11 starts, including his first career complete game on 8/29 at Charlotte (loss, 6.0 IP, 8 H, 4 R, 3 ER, 0 BB, 5 SO) ... Over his first 9G (1 start), posted a 0.93 ERA (2 ER in 19.1 IP).
- **2018:** Made his pro debut, going 3-2 with a 1.30 ERA, .208 BAA, 1.05 WHIP, and 1 save in 17G between Rookie-level Danville and Class-A Rome.
- **MiLB Postseason:** Made his MiLB Postseason debut with Rome in 2018, pitching once in the South Atlantic League Playoffs (0.2 IP, 0 H, 0 R, 0 BB, 0 SO).
- **College:** In 4 years at Stetson (2015-18), went 24-18 with a 3.16 ERA and 20 saves in 81G (40 starts) ... After starting 40 of 49 games during his first 3 seasons, moved to the closer's role as a senior in 2018 and went 6-0 with a 2.08 ERA and 20 saves in 32G ... His 20 saves were the most in a single season in school history, helping earn him the Atlantic Sun Player of the Year award ... Was also a *Baseball America* First Team All-American in 2018.
- **Summer Ball:** Pitched for Orleans in the Cape Cod League in both 2016 and 2017 ... Combined to go 2-1 with a 1.67 ERA (5 ER in 27.0 IP), 1.07 WHIP, and 2 saves in 13G (3 starts).

### SINGLE-GAME CAREER HIGHS

**IP:** 8.0 (8/6/19, FLA at DBT)  
**SO:** 9 (2x, last: 8/13/19, FLA vs. BRD)  
**BB:** 3 (5x, last: 5/27/21, MIS vs. MTG)  
**H:** 8 (8/29/19-G2, FLA at CHA)  
**ER:** 5 (7/11/19, FLA vs. CHA)

### MAJOR LEAGUE FIRSTS

Entering 2023, has not made his MLB debut.

### CAREER PITCHING STATS

YEAR	CLUB	W-L	ERA	G	GS	CG	SHO	SV	IP	H	R	ER	HR	BB	SO	BAA
2018	Danville (Rk)	2-1	1.45	10	0	0	0	1/2	18.2	13	4	3	2	6	17	.200
	Rome (A)	1-1	1.00	7	0	0	0	0/0	9.0	7	2	1	1	3	8	.226
2019	Florida (Adv-A)	4-3	2.47	24	11	1	0	0/0	87.1	80	31	24	2	25	73	.240
2021	Mississippi (AA)	3-1	2.45	33	0	0	0	5/9	44.0	32	12	12	3	17	73	.201
	Gwinnett (AAA)	0-0	1.50	6	0	0	0	1/1	6.0	2	1	1	0	2	11	.100
2022	DID NOT PITCH - INJURED															
Minor League Totals:		10-6	2.24	80	11	1	0	7/12	165.0	134	50	41	8	53	182	.220

**HT:** 6-2    **BORN:** 8/10/95 in Bakersfield, CA (Opening Day Age: 27)  
**WT:** 165    **PRO SEASON:** 5th (0.000 MLB Service Time)  
**B/T:** R/R    **ACQUIRED:** Braves 2021 Rule 5 Draft Selection (12/8/21)

## 2022 RECAP

- **In MiLB:** In his Braves organization debut, limited by injury to 14G (12 starts) between Triple-A Gwinnett, Double-A Mississippi, and the FCL Braves ... Combined to go 1-5 with a 3.08 ERA (22 ER in 64.1 IP), 1.18 WHIP, .239 BAA, and 9.09 SO/9.0 IP ratio (65 SO).
- **With Gwinnett:** Began the year on the Stripers' Opening Night roster, making his Triple-A debut ... Made 3 starts in April (0-1, 6.55 ERA, 8 ER in 11.0 IP, 1.36 WHIP, .220 BAA) before being placed on the 7-day Injured List from 4/21-7/26 ... **4/8 at MEM:** Made his Triple-A debut as a starter, tossed 4.0 innings (3 H, 2 R, 2 ER, 2 BB, 4 SO) in a no-decision (lost 4-3) ... Rejoined the Stripers on 9/28 ... **9/28 vs. LOU:** Made 1 final appearance in relief (ND, 4.0 IP, 5 H, 2 ER, 1 HB, 0 BB, 5 SO in 6-2 loss).
- **With Mississippi:** Transferred to Mississippi on 7/26 ... In 8 starts, went 1-4 with a 2.44 ERA (12 ER in 44.1 IP), 1.17 WHIP, .247 BAA, and 8.93 SO/9.0 IP ratio (44 SO) ... **8/17 vs. PNS:** Pitched the first complete game of his pro career in a loss (7.0 IP, 6 H, 2 R, 1 ER, 1 BB, 6 SO in 2-1 loss) ... **9/6 at BLX:** Earned his lone win of the year (5.0 IP, 6 H, 2 R, 0 ER, 1 BB, 6 SO in 13-2 win).
- **With FCL Braves:** Assigned to rehab from 7/15-7/25, posted a 0.00 ERA (0 ER in 5.0 IP, 2 H, 2 BB, 5 SO) in 2G (1 start).
- **Arizona Fall League:** Played for Matt Tuiasosopo's Scottsdale Scorpions in the AFL following the season ... In 6G (5 starts), went 1-1 with a 4.87 ERA (11 ER in 20.1 IP).

## TRANSACTIONS

Selected by the New York Mets in the 17th round of the 2018 June draft out of Campbell University (Buies Creek, NC) ... Selected by the Atlanta Braves from the Mets in the Triple-A phase of the Rule 5 Draft (12/8/21).

## AWARDS & HONORS

MiLB.com New York Mets Organization All-Star (2021).

## CAREER NOTABLES

- **2021:** After not pitching in 2020, went 2-3 with a 1.72 ERA (9 ER in 47.0 IP), .145 BAA and 3 saves in 26G between High-A Brooklyn and Double-A Binghamton of the New York Mets organization ... Placed on the Injured List on 9/6 and missed the remainder of the season.
- **2019:** Logged a career-high 30G with Class-A Columbia ... Ranked eighth in the South Atlantic League in saves (11) ... Held right-handed batters to a .165 average ... Went 6-for-6 in saves over 10 outings in July, posting a 1.93 ERA (3 ER in 14.0 IP).
- **MiLB Postseason:** Made his MiLB Postseason debut with Rookie-level Kingsport in 2018, pitching once and posting a 54.00 ERA (4 ER in 0.2 IP).
- **College:** Pitched 2 seasons at Campbell University (2017-18), going 10-10 with a 4.31 ERA (69 ER in 144.0 IP) in 29 games (26 starts) ... In his final season in 2018, went 6-4 with a 2.73 ERA (25 ER in 82.1 IP) and 96 strikeouts over 15G (14 starts).

## SINGLE-GAME CAREER HIGHS

**IP:** 7.0 (2x, last: 9/13/22, MIS vs. MTG)  
**SO:** 10 (9/13/22, MIS vs. MTG)  
**BB:** 3 (2x, last: 8/4/19, COL at HAG)  
**H:** 13 (8/23/22, MIS at BIR)  
**ER:** 6 (4/20/22, GWN at JAX)

## MAJOR LEAGUE FIRSTS

Entering 2023, has not made his MLB debut.

## CAREER PITCHING STATS

YEAR	CLUB	W-L	ERA	G	GS	CG	SHO	SV	IP	H	R	ER	HR	BB	SO	BAA
2018	Kingsport (Rk)	0-1	4.66	11	0	0	0	0/0	19.1	19	14	10	1	7	15	.257
2019	Columbia (A)	1-3	2.74	30	0	0	0	11/13	42.2	30	16	13	2	16	40	.207
2021	Brooklyn (Adv-A)	1-2	1.83	12	0	0	0	0/0	19.2	11	5	4	0	7	16	.167
	Binghamton (AA)	1-1	1.65	14	0	0	0	3/4	27.1	12	5	5	3	8	29	.129
2022	FCL Braves (Rk)	0-0	0.00	2	1	0	0	0/0	5.0	2	0	0	0	2	5	.125
	Mississippi (AA)	1-4	2.44	8	8	1	0	0/0	44.1	43	19	12	2	9	44	.247
	Gwinnett (AAA)	0-1	6.00	4	3	0	0	0/0	15.0	14	10	10	2	6	16	.246
Minor League Totals:		4-12	2.80	81	12	1	0	14/17	173.1	131	69	54	10	55	165	.210



# DANNY YOUNG

NON-ROSTER INVITEE



**HT:** 6-3    **BORN:** 5/27/94 in Boynton Beach, FL (Opening Day Age: 28)  
**WT:** 200    **PRO SEASON:** 8th (0.022 MLB Service Time)  
**B/T:** L/L    **ACQUIRED:** Claimed off waivers from Seattle (8/6/22)

## 2022 RECAP

- **In MiLB:** Pitched for both Triple-A Tacoma (Seattle) and Gwinnett, combining to go 1-2 with a 3.72 ERA (15 ER in 36.1 IP), 1.05 WHIP, .191 BAA, 14.12 SO/9.0 IP ratio (57 SO), and 2 saves (2-for-4) in 40G.
- **In MLB:** Made his Major League debut, logging 3G between Seattle (0-0, 7.36 ERA, 3 ER in 3.2 IP in 2G) and Atlanta (0-0, 0.00 ERA, 0 ER in 2.2 IP in 1G) ... **5/9 vs. PHI:** Debuted with the Mariners, tossing 2.1 innings (3 H, 0 R, 1 BB, 3 SO) in relief ... First career strikeout was Matt Vierling (looking) ... **5/19 at BOS:** In his second and final outing with Seattle, logged 1.1 IP (4 H, 3 R, 3 ER, 1 HR, 1 BB, 2 SO) ... **8/15 vs. NYM:** In his lone outing with Atlanta, pitched the final 2.2 innings (4 H, 0 R, 0 BB, 1 SO) of a 13-1 rout ... DFA'd on 8/16, outrighted to Gwinnett on 8/18.
- **With Gwinnett:** Joined the Stripers on 8/6 and logged 11G in relief ... Did not allow a run to his own line in 10G ... Struck out at least 2 batters in 6G ... **8/11-8/13:** Struck out 4 of the 6 batters he faced over 1.2 IP in 2G.
- **Scoreless Streak:** From 9/3-9/26, posted a 7G scoreless streak (5.2 IP, 0 H, 1 HB, 3 BB, 11 SO, .000 BAA).
- **With Tacoma:** Was on the Rainiers' Opening Night roster ... In 29G, went 1-1 with a 3.86 ERA (12 ER in 28.0 IP), 1.04 WHIP, .196 BAA, 12.86 SO/9.0 IP ratio (40 SO), and 2 saves (2-for-2).

## TRANSACTIONS

Selected by the Toronto Blue Jays in the 8th round of the 2015 June draft out of the University of Florida ... Claimed by the Cleveland Indians from Toronto in the 2019 Rule 5 Draft (12/12/19) ... Signed by the Seattle Mariners as a minor league free agent (2/9/22) ... Claimed by the Atlanta Braves off waivers from Seattle (8/6/22).

## AWARDS & HONORS

None entering 2023.

## CAREER NOTABLES

- **2021:** After not pitching in 2020, spent his lone season in the Cleveland organization with Triple-A Columbus.
- **MiLB Postseason:** All 3G of his MiLB Postseason career came with New Hampshire in 2018, helping the Fisher Cats win the Double-A Northeast championship ... Went 1-0 with a 3.60 ERA (2 ER in 5.0 IP), 1.00 WHIP, .294 BAA, and 1 save (1-for-1) ... Got the win in the decisive 8-5 victory in Game 3 of the EL Championship Series over Akron on 9/14.
- **2017:** Combined to go 4-1 with a 3.00 ERA (21 ER in 63.0 IP), 1.19 WHIP, .219 BAA, and 4 saves (4-for-6) in 47G between High-A Dunedin and Double-A New Hampshire in the Toronto Blue Jays organization.
- **Arizona Fall League:** Pitched for Peoria in 2017, going 0-1 with a 16.43 ERA (14 ER in 7.2 IP) in 8G.
- **College:** Pitched at the University of Florida from 2013-15, going 10-4 with a 2.98 ERA and 3 saves over 67G (17 starts) ... Was on the SEC Academic Honor Roll in 2013 and 2014.

## SINGLE-GAME CAREER HIGHS

**IP:** 3.1 (8/25/18, NH vs. BNG)  
**SO:** 5 (6/13/21, COL at IOW)  
**BB:** 5 (8/24/17, NH vs. HFD)  
**H:** 5 (2x, last: 8/4/19, NH vs. ERI)  
**ER:** 6 (5/27/21, COL vs. NAS)

## MAJOR LEAGUE FIRSTS

**GAME:** 5/9/22, SEA vs. PHI (2.1 IP, 3 H, 0 R, 1 BB, 3 SO)  
**STRIKEOUT:** 5/9/22, SEA vs. PHI (Matt Vierling)  
**WIN:** None

## CAREER PITCHING STATS

YEAR	CLUB	W-L	ERA	G	GS	CG	SHO	SV	IP	H	R	ER	HR	BB	SO	BAA
2015	Vancouver (SS-A)	1-1	6.33	15	1	0	0	0/0	27.0	43	19	19	3	12	8	.394
2016	Lansing (A)	2-1	2.70	21	0	0	0	0/1	23.1	25	11	7	2	10	18	.272
2017	Dunedin (Hi-A)	2-0	2.08	26	0	0	0	4/5	30.1	22	7	7	1	9	27	.200
	New Hampshire (AA)	2-1	3.86	21	0	0	0	0/1	32.2	30	15	14	2	14	23	.236
2018	New Hampshire (AA)	2-0	4.13	40	0	0	0	2/3	56.2	63	32	26	3	19	48	.283
2019	New Hampshire (AA)	1-1	1.79	29	0	0	0	3/4	40.1	29	10	8	2	20	32	.204
	Buffalo (AAA)	0-1	7.27	9	0	0	0	0/0	8.2	12	7	7	1	6	10	.316
2021	Columbus (AAA)	2-2	4.47	40	0	0	0	0/2	52.1	52	30	26	9	26	58	.256
2022	Tacoma (AAA)	1-1	3.86	29	0	0	0	2/2	28.0	10	13	12	0	9	40	.196
	SEATTLE (MLB)	0-0	7.36	2	0	0	0	0/0	3.2	7	3	3	1	2	5	.389
	Gwinnett (AAA)	0-1	3.24	11	0	0	0	0/2	8.1	5	3	3	0	4	17	.172
	ATLANTA (MLB)	0-0	0.00	1	0	0	0	0/0	2.2	4	0	0	0	0	1	.333
Minor League Totals:		13-9	3.77	241	1	0	0	11/20	307.2	301	147	129	23	129	281	.256
Major League Totals:		0-0	4.26	3	0	0	0	0/0	6.1	11	3	3	1	2	6	.367



## 2022 SEASON IN REVIEW

Michael Tonkin earned the Stripers' "Most Outstanding Relief Pitcher" award for 2022 after going 5-2 with a 3.17 ERA in 47 games. His 16 saves were tied for third-most in the International League. (Photo: Paul Daniel)

# 2022 INTERNATIONAL LEAGUE FINAL STANDINGS & OVERVIEW

EAST DIVISION	W-L	PCT.	GB	HOME	AWAY	RUN DIF.
#Durham Bulls (TB)	86-64	.573	---	42-33	44-31	+91
Scranton/WB RailRiders (NYY)	83-67	.553	3.0	42-33	41-34	+55
Jacksonville Jumbo Shrimp (MIA)	80-69	.537	5.5	38-37	42-32	+64
Buffalo Bisons (TOR)	76-72	.514	9.0	37-35	39-37	+3
Lehigh Valley IronPigs (PHI)	76-72	.514	9.0	38-36	38-36	-15
Worcester Red Sox (BOS)	75-73	.507	10.0	36-39	39-34	+36
Norfolk Tides (BAL)	74-76	.493	12.0	37-38	37-38	-4
Rochester Red Wings (WAS)	67-81	.453	18.0	34-41	33-40	-49
Syracuse Mets (NYM)	64-85	.430	21.5	32-42	32-43	-98
Charlotte Knights (CWS)	58-92	.387	28.0	32-43	26-49	-224
WEST DIVISION	W-L	PCT.	GB	HOME	AWAY	RUN DIF.
#Nashville Sounds (MIL)	91-58	.611	---	48-27	43-31	+168
Toledo Mud Hens (DET)	87-63	.580	4.5	45-30	42-33	+43
Columbus Clippers (CLE)	85-64	.570	6.0	46-28	39-36	+146
Indianapolis Indians (PIT)	74-75	.497	17.0	41-34	33-41	-14
St. Paul Saints (MIN)	74-75	.497	17.0	44-30	30-45	+14
Memphis Redbirds (STL)	73-77	.487	18.5	37-38	36-39	+46
Omaha Storm Chasers (KC)	71-78	.477	20.0	40-34	31-44	+13
<b>Gwinnett Stripers (ATL)</b>	<b>69-79</b>	<b>.466</b>	<b>21.5</b>	<b>40-34</b>	<b>29-45</b>	<b>-43</b>
Iowa Cubs (CHC)	68-81	.456	23.0	38-37	30-44	-62
Louisville Bats (CIN)	60-90	.400	31.5	30-45	30-45	-170

\*Won Division Title

## 2022 TRIPLE-A POSTSEASON RESULTS

ALL GAMES AT LAS VEGAS BALLPARK (Las Vegas, NV)

Pacific Coast League Championship Game (September 30): Reno 6, El Paso 2

International League Championship Game (October 1): Durham 13, Nashville 0

Triple-A National Championship Game (October 2): Durham 10, Reno 6

## 2022 INTERNATIONAL LEAGUE AWARD WINNERS

Most Valuable Player .....	Jonathan Aranda (DUR)
Pitcher of the Year .....	Greg Weissert (SWB)
Top MLB Prospect .....	Gunnar Henderson (NOR)
Manager of the Year .....	Rick Sweet (NAS)

## 2022 INTERNATIONAL LEAGUE ALL-STAR TEAM

Catcher .....	Bo Naylor (COL)
First Baseman .....	Jonathan Aranda (DUR)
Second Baseman .....	Miles Mastrobuoni (DUR)
Third Baseman .....	Mark Vientos (SYR)
Shortstop .....	Gunnar Henderson (NOR)
Outfielders .....	Alec Burleson (MEM) Will Benson (COL) Josh Lowe (DUR)
Designated Hitter .....	Mark Payton (CLT)
Right-Handed Starting Pitcher .....	Grayson Rodriguez (NOR)
Left-Handed Starting Pitcher .....	<b>Kyle Muller (GWN)</b>
Relief Pitcher .....	Greg Weissert (SWB)

## INTERNATIONAL LEAGUE LEADERS

Batting		Pitching	
AVG:	Alec Burleson (MEM), .331	ERA:	Casey Lawrence (BUF), 2.79
OBP:	Will Benson (COL), .426	BAA:	Tommy Parsons (MEM), .204
SLG:	Mark Payton (CLT), .539	WHIP:	Casey Lawrence (BUF), 0.89
OPS:	Jonathan Aranda (DUR), .915	Wins:	2 Players Tied, 12
Hits:	3 Players Tied, 152	Games:	Andrew Perez (CLT), 59
Runs:	Miles Mastrobuoni (DUR), 92	CG:	2 Players Tied, 2
RBI:	Josh Lester (TOL), 99	SHO:	6 Players Tied, 1
Doubles:	Josh Lester (TOL), 39	Holds:	Miguel Del Pozo (TOL), 19
Triples:	2 Players Tied, 9	Saves:	Fernando Cruz (LOU), 23
Homers:	Tristan Gray (DUR), 33	Innings:	Peyton Battenfield (COL), 153.2
XBH:	Josh Lester (TOL), 70	Strikeouts:	<b>Kyle Muller (GWN), 159</b>
Total Bases:	Josh Lester (TOL), 267	GIDP:	John Parke (CLT), 24
Steals:	Dairon Blanco (OMA), 45	GO/AO Ratio:	John Parke (CLT), 2.05

## GWINNETT TEAM TOTALS & LEAGUE RANKINGS (Out of 20 Teams)

Team Batting		Team Pitching	
Batting Average:	.239 (19th)	Low ERA:	4.37 (6th)
On-Base Percentage:	.316 (20th)	Low BAA:	.246 (T-8th)
Slugging Percentage:	.377 (19th)	Low WHIP:	1.31 (3rd)
OPS:	.693 (20th)	Complete Games	1 (T-4th)
Hits:	1,147 (20th)	Shutouts:	8 (T-10th)
At-Bats:	4,795 (19th)	Holds:	72 (4th)
Runs:	632 (20th)	Saves:	35 (T-8th)
RBI:	591 (20th)	Innings Pitched:	1,277.2 (17th)
Doubles:	233 (T-17th)	Hits:	1,197 (T-14th)
Triples:	16 (19th)	Runs:	675 (17th)
Homers:	132 (19th)	Earned Runs:	620 (16th)
Total Bases:	1,808 (19th)	Strikeouts:	<b>1,421 (1st)</b>
Walks:	516 (15th)	Walks:	476 (19th)
Strikeouts:	1,272 (T-14th)	Homers Allowed:	160 (12th)
Sacrifice Bunts:	6 (16th)	Hit Batsmen:	71 (12th)
Sacrifice Flies:	<b>54 (1st)</b>	Wild Pitches:	68 (T-13th)
Hit-By-Pitch:	47 (20th)	Balks:	11 (T-8th)
Stolen Bases:	125 (14th)	GIDP:	87 (18th)
Caught Stealing:	27 (19th)	GO/AO Ratio:	<b>1.19 (1st)</b>

### Team Fielding

Fielding Percentage:	.981 (6th)
Total Chances:	5,271 (14th)
Putouts:	3,835 (17th)
Assists:	1,335 (8th)
Errors:	101 (9th)
Double Plays:	105 (18th)
Triple Plays:	1 (T-1st)
Passed Balls:	17 (T-11th)
Stolen Bases Allowed:	187 (2nd)
Caught Stealing:	34 (T-12th)

## 2022 REGULAR SEASON HOME ATTENDANCE

### BY TOTAL ATTENDANCE

Nashville Sounds.....	555,576
Lehigh Valley IronPigs.....	544,220
Indianapolis Indians.....	534,610
Columbus Clippers.....	534,393
Worcester Red Sox.....	532,152
Charlotte Knights.....	531,465
St. Paul Saints.....	473,911
Durham Bulls.....	472,090
Buffalo Bisons.....	451,859
Iowa Cubs.....	437,543
Rochester Red Wings.....	432,580
Toledo Mud Hens.....	426,499
Louisville Bats.....	424,035
Norfolk Tides.....	365,292
Jacksonville Jumbo Shrimp.....	358,094
Syracuse Mets.....	335,490
Scranton/WB RailRiders.....	331,286
Omaha Storm Chasers.....	294,511
Memphis Redbirds.....	239,605
<b>Gwinnett Stripers.....</b>	<b>216,177</b>

### BY AVERAGE ATTENDANCE

Lehigh Valley IronPigs.....	7,665
Columbus Clippers.....	7,634
Nashville Sounds.....	7,611
Indianapolis Indians.....	7,425
Worcester Red Sox.....	7,290
Charlotte Knights.....	7,280
Buffalo Bisons.....	6,846
St. Paul Saints.....	6,582
Durham Bulls.....	6,295
Rochester Red Wings.....	6,180
Iowa Cubs.....	5,913
Toledo Mud Hens.....	5,842
Louisville Bats.....	5,730
Norfolk Tides.....	5,004
Jacksonville Jumbo Shrimp.....	4,974
Syracuse Mets.....	4,793
Scranton/WB RailRiders.....	4,666
Omaha Storm Chasers.....	4,148
Memphis Redbirds.....	3,375
<b>Gwinnett Stripers.....</b>	<b>2,961</b>

# 2022 GWINNETT STRIPERS FINAL STATISTICS

BATTING	AVG	G	AB	R	H	TB	2B	3B	HR	RBI	BB	SO	SB/CS	OBP	SLG	OPS	
Acuna Jr., Ronald	.368	6	19	4	7	8	1	0	0	1	6	6	3/0	.520	.421	.941	
Adrianza, Ehire	.273	3	11	1	3	3	0	0	0	0	1	3	0/0	.333	.273	.606	
Albies, Ozzie	.333	7	27	4	9	14	0	1	1	6	0	6	0/0	.333	.519	.852	
Arcia, Orlando	.231	4	13	4	3	4	1	0	0	0	3	6	0/0	.375	.308	.683	
Bannon, Rylan	.328	21	67	12	22	32	4	0	2	19	14	13	4/0	.447	.478	.925	
Casteel, Ryan	.217	69	235	41	51	113	9	1	17	47	26	69	0/0	.303	.481	.784	
Clemenlina, Hendrik	.154	20	65	5	10	16	0	0	2	11	5	26	0/0	.225	.246	.471	
Contreras, William	.292	13	48	2	14	17	3	0	0	8	3	10	0/0	.333	.354	.687	
Dean, Justin	.204	19	54	3	11	13	2	0	0	5	3	15	5/1	.254	.241	.495	
Demeritte, Travis	.207	38	140	14	29	50	11	2	2	13	17	54	6/0	.291	.357	.648	
DeShields, Delino	.220	109	337	61	74	89	12	0	1	26	76	116	35/11	.367	.264	.631	
Dickerson, Alex	.239	92	322	36	77	137	20	2	12	43	29	76	1/0	.305	.425	.730	
Dimon, Dawson	.000	3	6	0	0	0	0	0	0	0	1	4	0/0	.143	.000	.143	
Dunand, Joe	.205	70	229	28	47	73	12	1	4	15	27	78	4/1	.300	.319	.619	
Ford, Mike	.238	14	42	2	10	16	6	0	0	3	11	7	0/0	.396	.381	.777	
Goins, Ryan	.217	90	300	22	65	77	12	0	0	25	12	69	0/1	.244	.257	.501	
Gonzalez, Yariel	.168	33	107	7	18	22	4	0	0	8	8	28	2/0	.235	.206	.441	
Gosselin, Phil	.297	49	182	25	54	86	13	2	5	24	16	40	4/0	.358	.473	.831	
Jenista, Greyson	.206	96	321	44	66	120	12	0	14	33	25	125	2/2	.269	.374	.643	
Malloy, Justyn-Henry	.280	8	25	5	7	11	1	0	1	6	7	5	2/0	.424	.440	.864	
Marisnick, Jake	.235	17	68	8	16	22	1	1	1	3	3	18	7/1	.297	.324	.621	
Motter, Taylor	.259	42	147	30	38	85	11	0	12	36	29	39	2/0	.372	.578	.950	
Nogowski, John	.234	40	124	14	29	40	5	0	2	14	18	29	6/1	.338	.323	.661	
Pabst, Arden	.000	1	3	0	0	0	0	0	0	0	0	2	0/0	.000	.000	.000	
Perez, Hernan	.269	86	323	53	87	131	15	1	9	39	22	74	20/3	.318	.406	.724	
Robertson, Kramer	.300	13	50	9	15	21	3	0	1	6	7	10	4/3	.397	.420	.817	
Rosario, Eddie	.273	8	33	4	9	11	2	0	0	5	4	11	0/0	.351	.333	.684	
Shewmake, Braden	.259	76	278	37	72	111	14	2	7	25	23	57	9/0	.316	.399	.715	
Tromp, Chadwick	.253	70	249	34	63	110	11	0	12	41	16	55	0/1	.297	.442	.739	
Tucker, Preston	.267	75	270	37	72	115	16	0	9	47	30	49	1/0	.347	.426	.773	
Valaika, Pat	.242	114	421	51	102	155	23	0	10	54	38	96	2/1	.303	.368	.671	
Waters, Drew	.246	49	191	26	47	75	7	3	5	16	16	57	5/1	.305	.393	.698	
White, Tyler	.227	28	88	9	20	31	2	0	3	12	20	19	1/0	.357	.352	.709	
<b>TEAM TOTALS</b>	<b>.239</b>	<b>148</b>	<b>4795</b>	<b>632</b>	<b>1147</b>	<b>1808</b>	<b>233</b>	<b>16</b>	<b>132</b>	<b>591</b>	<b>516</b>	<b>1272</b>	<b>125/27</b>	<b>.316</b>	<b>.377</b>	<b>.693</b>	
PITCHING	W-L	ERA	G	GS	CG	SHO	GF	HLD	SV/OP	IP	H	R	ER	HR	BB	SO	BAA
Alaniz, R.J.	3-1	3.81	20	0	0	0	6	1	2/2	26.0	20	15	11	4	9	41	.208
Anderson, Ian	1-2	5.40	4	4	0	0	0	0	0/0	21.2	25	14	13	2	10	23	.287
Brach, Brad	3-1	4.88	21	0	0	0	9	0	3/3	24.0	27	13	13	3	10	26	.290
Bracho, Silvino	2-1	2.08	20	4	0	0	0	6	0/0	26.0	21	6	6	2	6	34	.214
Brennan, Brandon	1-1	6.91	24	0	0	0	3	2	0/0	27.1	40	23	21	5	17	33	.333
Burrows, Thomas	4-3	5.50	32	0	0	0	3	4	0/3	34.1	32	25	21	4	12	41	.239
Cruz, Jesus	2-1	4.23	28	0	0	0	12	4	1/3	27.2	20	13	13	4	16	39	.192
Davidson, Tucker	3-7	4.59	15	15	0	0	0	0	0/0	80.1	82	43	41	14	24	96	.259
De La Cruz, Jasseel	0-2	8.03	7	4	0	0	2	0	0/0	12.1	20	14	11	1	7	11	.351
Dimon, Dawson	0-0	0.00	1	0	0	0	1	0	0/0	1.0	0	0	0	0	0	0	.000
Dodd, Dylan	1-0	4.05	1	1	0	0	0	0	0/0	6.2	5	3	3	1	1	7	.200
Elder, Bryce	6-5	4.46	18	17	0	0	1	0	0/0	105.0	93	55	52	14	32	97	.234
Elledge, Seth	1-5	3.88	43	0	0	0	12	8	3/5	46.1	35	23	20	3	16	63	.211
Ferguson, Tyler	0-5	6.63	20	0	0	0	8	3	0/1	19.0	20	16	14	0	25	20	.286
Jackson, Jay	2-0	2.29	19	0	0	0	4	6	1/4	19.2	18	5	5	2	4	25	.240
Javier, Odalvi	0-0	1.23	5	0	0	0	0	1	0/0	7.1	4	1	1	0	6	11	.160
Johnstone, Connor	4-2	3.43	32	8	0	0	2	2	1/1	65.2	64	29	25	5	23	39	.254
Kingham, Nolan	4-3	4.29	27	14	0	0	1	0	0/1	71.1	70	37	34	10	12	55	.255
Lee, Dylan	1-1	2.30	14	0	0	0	7	1	2/2	15.2	14	5	4	2	2	23	.237
Matzek, Tyler	0-0	0.00	2	0	0	0	0	1	0/0	2.0	0	0	0	0	0	5	.000
Muller, Kyle	6-8	3.41	23	23	1	0	0	0	0/0	134.2	119	53	51	14	40	159	.240
O'Day, Darren	0-0	2.57	7	0	0	0	0	2	0/1	7.0	3	2	2	2	4	8	.125
Ramirez, Roel	1-1	4.91	21	0	0	0	7	3	1/1	22.0	26	12	12	1	9	29	.302
Rangel, Alan	0-0	6.00	1	1	0	0	0	0	0/0	3.0	4	2	2	0	2	5	.308
Shuster, Jared	1-3	4.25	10	9	0	0	1	0	0/0	48.2	43	26	23	10	16	39	.239
Sittinger, Brandyn	1-3	6.26	23	0	0	0	3	2	0/1	27.1	35	19	19	6	13	29	.318
Soroka, Mike	0-2	6.43	5	5	0	0	0	0	0/0	21.0	20	15	15	3	7	17	.253
Stephens, Jackson	1-0	3.00	1	1	0	0	0	0	0/0	6.0	4	2	2	0	0	7	.190
Tarnok, Freddy	2-1	3.68	10	8	0	0	0	2	0/0	44.0	38	18	18	7	17	49	.228
Tonkin, Michael	5-2	3.17	47	0	0	0	39	1	16/19	48.1	38	20	17	3	15	73	.215
Toussaint, Touki	2-2	6.26	13	8	0	0	1	1	0/0	41.2	42	30	29	7	25	53	.259
Vincent, Nick	1-5	5.12	17	1	0	0	4	2	0/2	19.1	29	16	11	5	4	27	.345
Vines, Darius	1-0	3.21	7	5	0	0	1	1	0/0	33.2	29	12	12	1	14	29	.228
Vodnik, Victor	2-0	2.93	24	0	0	0	4	6	2/3	27.2	26	10	9	2	16	33	.252
Webb, Jacob	2-3	5.34	28	0	0	0	9	6	3/4	30.1	24	19	18	4	6	35	.212
Winans, Allan	0-1	6.00	4	3	0	0	1	0	0/0	15.0	14	10	10	2	6	16	.246
Woods, William	1-1	5.19	18	0	0	0	5	2	0/2	17.1	13	14	10	3	9	16	.200
Yates, Kirby	0-0	1.69	5	0	0	0	0	2	0/0	5.1	2	1	1	0	2	4	.111
Ynoa, Huascar	5-6	5.68	18	17	0	0	0	0	0/0	77.2	73	51	49	14	35	87	.246
Young, Danny	0-1	3.24	11	0	0	0	1	3	0/2	8.1	5	3	3	0	4	17	.172
<b>TEAM TOTALS</b>	<b>69-79</b>	<b>4.37</b>	<b>148</b>	<b>148</b>	<b>1</b>	<b>8</b>	<b>147</b>	<b>72</b>	<b>35/60</b>	<b>1277.2</b>	<b>1197</b>	<b>675</b>	<b>620</b>	<b>160</b>	<b>476</b>	<b>1421</b>	<b>.246</b>





## TEAM HIGHS & LOWS

### **OFFENSE:**

Most Runs, Game.....	13 (2x, last: 8/28 at Lehigh Valley)
Most Runs, Inning.....	7 (6th Inning, 7/31 vs. Jacksonville)
Fewest Runs, Game.....	0 (10x, last: 7/28 vs. Jacksonville)
Most Hits, Game.....	18 (4/27 vs. Norfolk)
Fewest Hits, Game.....	1 (2x, last: 8/11-G1 at Nashville)
Most Doubles, Game.....	5 (4x, last: 9/7 at Buffalo)
Most Triples, Game.....	2 (4/8 at Memphis)
Most Home Runs, Game.....	4 (3x, last: 5/15 at Durham)
Most Home Runs, Inning.....	2 (11x, last: 7th Inning, 8/5-G1 at Charlotte)
Most Extra-Base Hits, Game.....	7 (2x, last: 9/7 at Buffalo)
Most Stolen Bases, Game.....	5 (2x, last: 9/28 vs. Louisville)
Most Caught Stealing, Game.....	1 (27x, last: 9/27 vs. Louisville)
Most Left on Base, Game.....	13 (5/10 at Durham)
Most Hits with RISP, Game.....	8 (8/26 at Lehigh Valley)
Most Strikeouts, Game.....	19 (8/13 at Nashville)
Most Walks, Game.....	11 (2x, last: 8/26 at Lehigh Valley)

### **PITCHING:**

Most Strikeouts, Game.....	16 (3x, last: 7/29 vs. Jacksonville)
Most Walks, Game.....	9 (5/28 at Norfolk)
Most Runs Allowed, Inning.....	7 (3x, last: 8th Inning, 8/3 at Charlotte)
Most Runs Allowed, Game.....	14 (8/26 at Lehigh Valley)
Fewest Runs Allowed, Game.....	0 (8x, last: 9/2 vs. Jacksonville)
Most Hits Allowed, Game.....	19 (6/24 at Nashville)
Fewest Hits Allowed, Game.....	1 (6/7 at Jacksonville)
Most Home Runs Allowed, Game.....	4 (2x, last: 8/3 at Charlotte)
Most Hit Batsmen, Game.....	3 (4/27 vs. Norfolk)
Most Wild Pitches, Game.....	3 (3x, last: 9/22 at Memphis)

### **DEFENSE:**

Most Double Plays Turned, Game.....	4 (4/27 vs. Norfolk)
Most Triple Plays Turned, Game.....	1 (7/1 at Norfolk)
Most Errors, Game.....	3 (6x, last: 9/13 vs. Durham)
Most Stolen Bases Allowed, Game.....	5 (3x, last: 8/19 vs. Memphis)
Most Caught Stealing, Game.....	2 (2x, last: 7/6 vs. Charlotte)

## TEAM MISCELLANEOUS

Largest Margin of Victory.....	11 Runs (8/28 at Lehigh Valley, 13-2)
Largest Margin of Defeat.....	10 Runs (2x, last: 5/6 vs. Charlotte, 2-12)
Largest Comeback Win.....	5 Runs (7/22 at Memphis, 0-5, 7-6)
Largest Blown Lead (Loss).....	7 Runs (5/12 at Durham, 7-0, 7-8)
Longest Game, Innings.....	11 (4x, last: 9/27 vs. Louisville)
Longest Game, Time.....	3:47 (8/26 at Lehigh Valley)
Longest 9.0-Inning Game, Time.....	3:47 (8/26 at Lehigh Valley)
Shortest 9.0-Inning Game, Time.....	1:49 (6/11 at Jacksonville)
Largest Home Attendance.....	9,069 (7/30 vs. Jacksonville)
Largest Road Attendance.....	12,140 (8/13 at Nashville)
Longest Total Delay.....	1:29 (4/26 vs. Norfolk)
Long Scoring Drought.....	29.2 Innings (4/15-4/20)
Long Scoreless Streak.....	23.0 Innings (4/28-5/1)
Series Won (0 Sweeps).....	7 (last: 8/16-8/21 vs. Memphis)
Series Lost (0 Swept).....	13 (last: 9/26-9/28 vs. Louisville)
Series Split.....	6 (last: 9/20-9/25 at Memphis)

# INDIVIDUAL HIGHS & LOWS, GAME

## HITTING (GAME):

Hits	5 (Albies, 9/13 vs. Durham)
Runs	5 (DeShields, 8/26 at Lehigh Valley)
Doubles	2 (15x, last: Valaika, 8/21 vs. Memphis)
Triples	1 (16x, last: Albies, 9/14 vs. Durham)
Home Runs	2 (9x, last: Jenista, 9/16 vs. Durham)
Extra-Base Hits	3 (3x, last: Motter, 9/8 at Buffalo)
Total Bases	11 (Motter, 9/8 at Buffalo)
RBI	8 (Bannon, 8/26 at Lehigh Valley)
Strikeouts	4 (5x, last: DeShields, 8/21 vs. Memphis)
Walks	4 (DeShields, 8/26 at Lehigh Valley)
Hit-by-Pitch	2 (2x, last: Marisnick, 9/17 vs. Durham)
Stolen Bases	3 (2x, last: Marisnick, 9/20 at Memphis)
Caught Stealing	1 (27x, last: H. Perez, 9/27 vs. Louisville)

## PITCHING (GAME):

Innings (Start)	8.0 (2x, last: Elder, 7/9 vs. Charlotte)
Innings (Relief)	4.0 (3x, last: Winans, 9/28 vs. Louisville)
Strikeouts (Start)	12 (Muller, 5/14 at Durham)
Strikeouts (Relief)	6 (2x, last: Tarnok, 8/21 vs. Memphis)
Walks (Start)	5 (Davidson, 6/17 vs. Indianapolis)
Walks (Relief)	5 (Sittinger, 5/28 at Norfolk)
Hits (Start)	10 (2x, last: Anderson, 8/26 at Lehigh Valley)
Hits (Relief)	7 (Brennan, 4/13 vs. Nashville)
Earned Runs (Start)	7 (3x, last: Tarnok, 9/7 at Buffalo)
Earned Runs (Relief)	7 (Brennan, 4/13 vs. Nashville)
Home Runs (Start)	3 (3x, last: Soroka, 9/16 vs. Durham)
Home Runs (Relief)	2 (4x, last: Woods, 8/23 at Lehigh Valley)
Low-Hit 9.0 IP CG	None
Low-Run 9.0 IP CG	None

## DEFENSE (GAME):

Outfield Assists	2 (3x, last: Marisnick, 9/22 at Memphis)
Errors	2 (7x, last: Bannon, 9/13 vs. Durham)
Pickoffs	2 (Muller, 9/21 at Memphis)
Caught Stealing	2 (2x, last: Casteel, 7/6 vs. Charlotte)

# STREAKS

## LONGEST IN 2022 ONLY:

Hitting Streak	13 Games (Tromp, 4/24-5/12)
On-Base Streak	15 Games (2x, last: Motter, 9/3-9/28)
Runs Streak	7 Games (DeShields, 6/10-6/22)
RBI Streak	11 Games (Tromp, 4/28-5/12)
Homer Streak	3 Games (2x, last: Motter, 9/8-9/9)
Extra Base Hit Streak	9 Games (Tromp, 5/1-5/12)

Consecutive Starts with Win	2 Starts (Elder, 7/2-7/9)
Consecutive Starts with Loss	3 Starts (Davidson, 6/28-7/10)
Consecutive Scoreless Innings	16.2 IP (Tonkin, 15G, 6/5-7/22)
Consecutive Quality Starts	5 Starts (Muller, 6/2-6/25)
Converted Saves Streak	9 Saves (Tonkin, 5/19-8/11)

# INDIVIDUAL HIGHS & LOWS, SEASON

## HITTING (SEASON):

Batting*	Valaika (.242)
On-Base Pct*	DeShields Jr. (.367)
Slugging Pct*	Valaika (.368)
OPS*	Valaika (.671)
Hits	Valaika (102)
Runs	DeShields Jr. (61)
Doubles	Valaika (23)
Triples	Waters (3)
Homers	Casteel (17)
Total Bases	Valaika (155)
RBI	Valaika (54)
Stolen Bases	DeShields Jr. (35)
Walks	DeShields Jr. (76)
Strikeouts	Jenista (125)
Hits with RISP	Valaika (33)

\*Qualifying

## PITCHING (SEASON):

ERA*	Muller (3.41)
WHIP*	Muller (1.18)
BAA*	Muller (.240)
GO/AO Ratio*	Muller (1.25)
Wins	Elder/Muller (6)
Strikeouts	Muller (159)
Innings	Muller (134.2)
Games	Tonkin (47)
Starts	Muller (23)
Complete Games	Muller (1)
CG Shutouts	None
Quality Starts	Muller (12)
Games Finished	Tonkin (39)
Holds	Elledge (8)
Saves	Tonkin (16)

\*Qualifying

# RECORD BREAKDOWN

At Coolray Field.....	40-34	April.....	10-13
On the Road.....	29-45	May.....	15-11
Day Games.....	14-17	June.....	11-15
Night Games.....	55-62	July.....	12-12
Extra Innings.....	5-5	August.....	12-14
Doubleheaders.....	6-4	September.....	9-14
Shutout Decisions.....	8-10	Monday.....	3-0
Last At-Bat Decisions.....	16-14	Tuesday.....	10-11
Walk-Off Decisions.....	7-8	Wednesday.....	10-14
Vs. LH Starter.....	26-22	Thursday.....	13-11
Vs. RH Starter.....	43-57	Friday.....	11-17
Stripers Score First.....	53-33	Saturday.....	13-12
Stripers Score Second.....	16-36	Sunday.....	9-14
1-Run Games.....	23-25	Vs. East Division.....	37-51
2-Run Games.....	11-13	Vs. Buffalo.....	2-3
3-Run Games.....	12-15	Vs. Charlotte.....	10-8
+3-Run Games.....	23-26	Vs. Durham.....	7-11
Scoring 10+ Runs.....	7-1	Vs. Jacksonville.....	6-17
Leading After 6 Innings.....	54-11	Vs. Lehigh Valley.....	2-4
Leading After 7 Innings.....	57-5	Vs. Norfolk.....	10-8
Leading After 8 Innings.....	58-1	Vs. West Division.....	32-28
Tied After 6 Innings.....	8-15	Vs. Indianapolis.....	4-2
Tied After 7 Innings.....	6-11	Vs. Louisville.....	4-5
Tied After 8 Innings.....	3-7	Vs. Memphis.....	17-10
Trailing After 6 Innings.....	6-52	Vs. Nashville.....	7-11
Trailing After 7 Innings.....	5-61	Best Record.....	27-24, .529 (6/2)
Trailing After 8 Innings.....	2-66	Worst Record.....	67-77, .465 (9/24)
With a HR.....	44-36	Days Alone in First.....	0
Without a HR.....	25-43	Days Tied for First.....	1
Allowing a HR.....	34-61	Longest Stretch in First.....	1 Day (4/7)
Allowing No HR.....	35-18	Largest Lead for First.....	None
Series Openers.....	14-12	Furthest Out of First.....	21.5 (9/27-9/28)
Series Finales.....	10-16		

2022 IN REVIEW

## TEAM SITUATIONAL STATISTICS

	HITTING	PITCHING
<b>Total:</b>	.239, 132 HR, 591 RBI, .693 OPS	4.37 ERA, .246 BAA, 1421 SO, 160 HR
<b>Home:</b>	.239, 50 HR, 282 RBI, .677 OPS	3.66 ERA, .240 BAA, 723 SO, 64 HR
<b>Road:</b>	.239, 82 HR, 309 RBI, .708 OPS	5.15 ERA, .252 BAA, 698 SO, 96 HR
<b>Day:</b>	.251, 29 HR, 139 RBI, .728 OPS	5.13 ERA, .248 BAA, 299 SO, 46 HR
<b>Night:</b>	.236, 103 HR, 452 RBI, .684 OPS	4.17 ERA, .246 BAA, 1122 SO, 114 HR
<b>Vs. LH:</b>	.269, 44 HR, 193 RBI, .780 OPS	.258 BAA, 236 BB, 588 SO, 76 HR
<b>Vs. RH:</b>	.227, 88 HR, 398 RBI, .657 OPS	.237 BAA, 240 BB, 833 SO, 84 HR
<b>Leading Off:</b>	.224, 33 HR, 35 RBI, .690 OPS	.245 BAA, 101 BB, 335 SO, 35 HR
<b>Bases Empty:</b>	.230, 77 HR, 77 RBI, .683 OPS	.241 BAA, 263 BB, 809 SO, 88 HR
<b>Runners On:</b>	.251, 55 HR, 514 RBI, .706 OPS	.253 BAA, 212 BB, 612 SO, 72 HR
<b>Bases Loaded:</b>	.295, 3 HR, 81 RBI, .806 OPS	.341 BAA, 10 BB, 22 SO, 4 HR
<b>RISP:</b>	.242, 33 HR, 446 RBI, .701 OPS	.256 BAA, 153 BB, 380 SO, 57 HR
<b>RISP/2 Outs:</b>	.253, 14 HR, 189 RBI, .714 OPS	.232 BAA, 68 BB, 180 SO, 29 HR
<b>No Outs:</b>	.232, 49 HR, 133 RBI, .691 OPS	.257 BAA, 154 BB, 472 SO, 52 HR
<b>1 Out:</b>	.249, 42 HR, 221 RBI, .705 OPS	.238 BAA, 165 BB, 478 SO, 51 HR
<b>2 Outs:</b>	.238, 41 HR, 237 RBI, .683 OPS	.242 BAA, 156 BB, 471 SO, 57 HR

## TEAM MONTHLY STATISTICS

	HITTING	PITCHING
<b>April:</b>	.249, 17 HR, 85 RBI, 22 SB, .698 OPS	4.01 ERA, 77 BB, 228 SO, 23 HR, .230 BAA
<b>May:</b>	.253, 29 HR, 112 RBI, 13 SB, .733 OPS	5.10 ERA, 86 BB, 286 SO, 33 HR, .247 BAA
<b>June:</b>	.242, 22 HR, 104 RBI, 19 SB, .703 OPS	4.15 ERA, 68 BB, 254 SO, 30 HR, .252 BAA
<b>July:</b>	.237, 16 HR, 83 RBI, 17 SB, .672 OPS	3.62 ERA, 64 BB, 211 SO, 28 HR, .230 BAA
<b>August:</b>	.229, 29 HR, 122 RBI, 28 SB, .701 OPS	4.88 ERA, 93 BB, 205 SO, 28 HR, .275 BAA
<b>September:</b>	.224, 19 HR, 85 RBI, 26 SB, .645 OPS	4.39 ERA, 88 BB, 237 SO, 18 HR, .238 BAA

# HITTING BREAKDOWN

<b>RUNS/INNING:</b>	1	2	3	4	5	6	7	8	9	X	TOTAL
<b>Strippers:</b>	81	70	87	82	75	72	55	52	48	10	632
<b>Opponents:</b>	82	61	90	85	73	70	83	79	42	10	675

Player	HOME RUNS								MULTI-GAMES		
	1R	2R	3R	GS	Tot.	Off LH	Off RH	Team W-L	Hit	RBI	HR
Acuña Jr.	-	-	-	-	-	-	-	0-0	3	-	-
Adrianza	-	-	-	-	-	-	-	0-0	-	-	-
Albies	1	-	-	-	1	1	-	1-0	2	2	-
Arcia	-	-	-	-	-	-	-	0-0	1	-	-
Bannon	-	1	1	-	2	-	2	1-1	5	2	-
Casteel	8	5	3	1	17	6	11	11-5	12	13	1
Clementina	-	1	-	1	2	1	1	2-0	-	4	-
Contreras	-	-	-	-	-	-	-	0-0	4	1	-
Dean	-	-	-	-	-	-	-	0-0	3	2	-
Demeritte	-	1	1	-	2	-	2	0-2	4	3	-
DeShields	-	1	-	-	1	-	1	1-0	18	5	-
Dickerson	5	5	1	1	12	2	10	6-6	22	11	-
Dimon	-	-	-	-	-	-	-	0-0	-	-	-
Dunand	4	-	-	-	4	3	1	1-3	12	3	-
Ford	-	-	-	-	-	-	-	0-0	3	-	-
Goins	-	-	-	-	-	-	-	0-0	16	5	-
Y. Gonzalez	-	-	-	-	-	-	-	0-0	5	-	-
Gosselin	4	1	-	-	5	-	5	1-3	14	4	1
Jenista	11	2	1	-	14	3	11	7-5	17	8	2
Malloy	1	-	-	-	1	1	-	1-0	1	1	-
Marisnick	-	1	-	-	1	1	-	0-1	4	1	-
Motter	6	4	2	-	12	5	7	3-6	7	7	3
Nogowski	1	1	-	-	2	-	2	1-1	7	3	-
Pabst	-	-	-	-	-	-	-	0-0	-	-	-
H. Perez	7	1	1	-	9	3	6	5-3	24	8	1
Robertson	1	-	-	-	1	-	1	0-1	4	1	-
Rosario	-	-	-	-	-	-	-	0-0	3	2	-
Shewmake	4	3	-	-	7	3	4	6-1	19	5	-
Tromp	6	4	2	-	12	4	8	6-5	16	9	1
Tucker	7	2	-	-	9	3	6	5-4	16	14	-
Valaika	6	4	-	-	10	5	5	8-2	27	11	-
Waters	3	2	-	-	5	1	4	5-0	10	3	-
White	2	-	1	-	3	2	1	3-0	4	2	-
<b>Total:</b>	<b>77</b>	<b>39</b>	<b>13</b>	<b>3</b>	<b>132</b>						

## HOME RUN VARIANTS

### Back-to-Back Homers (3x):

Nogowski (2R) / Jenista, 4/12 vs. NAS (2nd Inning)  
 Valaika (1R) / Dickerson, 6/30 at NOR (9th Inning)  
 Motter (2R) / Tromp, 7/30 vs. JAX (1st Inning)

### Leadoff (Game) Homers (4x):

Waters (2x: 5/3 vs. CLT, 5/11 at DUR)  
 Gosselin (1x: 5/22 vs. MEM)  
 Robertson (1x: 6/17 vs. IND)

### Walk-Off Homers (1x):

Albies (1R), 9/13 vs. DUR (9th Inning)

## HITTING STREAKS (10-PLUS GAMES)

Player	Length/Dates	Stats
Tromp	13G (4/24-5/12)	.385 (20-52), 4 2B, 7 HR, 13 R, 23 RBI, .411 OBP, .865 SLG, 1.276 OPS
Motter	10G (9/8-9/21)	.429 (15-35), 3 2B, 6 HR, 18 R, 3 RBI, .512 OBP, 1.029 SLG, 1.541 OPS

## ON-BASE STREAKS (12-PLUS GAMES)

Player	Length/Dates	Stats
DeShields	15G (7/31-8/19)	.278 (15-54), 3 2B, 0 HR, 13 R, 5 RBI, .409 OBP, .333 SLG, .742 OPS
Motter	15G (9/3-9/28)	.362 (17-47), 4 2B, 6 HR, 11 R, 16 RBI, .492 OBP, .830 SLG, 1.322 OPS
Bannon	13G (8/18-9/2)	.350 (14-40), 3 2B, 2 HR, 8 R, 16 RBI, .481 OBP, .575 SLG, 1.056 OPS
Tromp	13G (4/24-5/12)	.385 (20-52), 4 2B, 7 HR, 13 R, 23 RBI, .411 OBP, .865 SLG, 1.276 OPS
Tucker	13G (4/26-5/12)	.388 (19-49), 5 2B, 1 HR, 11 R, 9 RBI, .429 OBP, .551 SLG, .980 OPS
Tucker	12G (5/27-6/14)	.300 (12-40), 3 2B, 2 HR, 4 R, 5 RBI, .440 OBP, .525 SLG, .965 OPS



## PINCH HITTERS

Player	AVG.	AB	H	2B	3B	HR	RBI	BB	SO	OPS
Casteel	.000	1	0	0	0	0	0	0	1	.000
Contreras	1.000	1	1	0	0	0	0	0	0	2.000
Dickerson	.000	2	0	0	0	0	0	0	1	.000
Dunand	.000	1	0	0	0	0	0	0	0	.000
Ford	----	0	0	0	0	0	0	1	0	1.000
Goins	.000	1	0	0	0	0	0	0	1	.000
Gonzalez	1.000	1	1	1	0	0	1	0	0	3.000
Jenista	.000	3	0	0	0	0	0	0	2	.000
Tucker	.000	1	0	0	0	0	0	0	0	.000
Totals:	.182	11	2	1	0	0	1	1	5	.523

## STARTS

### By Batting Order

- 1:** DeShields (50), Waters (29), Gosselin (14), Robertson (12), Marisnick (9), Rosario (8), Albies (7), Acuña Jr. (6), H. Perez (5), Adrianza (3), Arcia (3), Shewmake (2)

---

- 2:** Shewmake (43), Waters (19), Motter (18), Tucker (14), Gosselin (12), H. Perez (12), Valaika (10), Marisnick (7), Bannon (5), Goins (3), DeShields (2), Arcia (1), Demeritte (1), Malloy (1)

---

- 3:** Tucker (27), Demeritte (26), Valaika (22), H. Perez (19), Motter (16), Gosselin (11), Tromp (10), Dickerson (8), Shewmake (6), Bannon (2), Ford (1)

---

- 4:** Valaika (34), Tucker (25), H. Perez (23), Dickerson (15), Ford (10), Tromp (7), Contreras (6), Bannon (6), Nogowski (6), Demeritte (5), Shewmake (4), White (4), Motter (3)

---

- 5:** Dickerson (28), Valaika (27), White (10), Dunand (9), H. Perez (9), Bannon (8), Shewmake (7), Tromp (7), Casteel (6), Contreras (6), Gosselin (5), Nogowski (5), Demeritte (4), Y. Gonzalez (4), Motter (4), Tucker (3), Ford (2), Jenista (2), Malloy (2)

---

- 6:** Dickerson (30), Jenista (26), Valaika (14), Casteel (13), Tromp (12), Dunand (11), Shewmake (11), White (7), Nogowski (6), H. Perez (4), Demeritte (3), Malloy (3), Gosselin (2), Tucker (2), Clementina (1), Goins (1), Marisnick (1), Motter (1)

---

- 7:** Jenista (35), Casteel (20), Tromp (15), Dunand (13), Nogowski (11), H. Perez (10), Dickerson (7), Y. Gonzalez (7), DeShields (6), Goins (6), White (5), Valaika (4), Clementina (3), Gosselin (3), Malloy (2), Tucker (1)

---

- 8:** Casteel (25), Jenista (23), Dunand (21), Tromp (15), Goins (14), Clementina (12), Y. Gonzalez (11), DeShields (10), Nogowski (9), H. Perez (4), Dickerson (1), Pabst (1), Robertson (1), White (1)

---

- 9:** Goins (62), DeShields (37), Dean (15), Dunand (12), Y. Gonzalez (8), Clementina (4), Jenista (3), Nogowski (2), Tromp (2), Casteel (1), Dimon (1), Gosselin (1)

### By Position

- C:** Tromp (66), Casteel (55), Clementina (19), Contreras (8)
- 
- 1B:** Nogowski (38), White (21), Valaika (20), Jenista (17), Dunand (11), H. Perez (11), Ford (8), Y. Gonzalez (8), Motter (7), Gosselin (6), Casteel (1)
- 
- 2B:** Valaika (44), Goins (36), H. Perez (25), Motter (10), Shewmake (9), Robertson (8), Y. Gonzalez (7), Albies (4), Bannon (2), Gosselin (2), DeShields (1)
- 
- 3B:** Dunand (52), Gosselin (28), Bannon (16), H. Perez (14), Valaika (14), Y. Gonzalez (12), Motter (6), Robertson (5), Goins (1)
- 
- SS:** Shewmake (63), Goins (50), Valaika (21), H. Perez (8), Adrianza (3), Arcia (2), Motter (1)
- 
- LF:** Tucker (38), DeShields (30), Dickerson (19), Demeritte (16), Jenista (10), H. Perez (9), Malloy (7), Motter (7), Gosselin (5), Rosario (3), Contreras (1), Dean (1), Y. Gonzalez (1), Nogowski (1)
- 
- CF:** DeShields (72), Waters (44), Marisnick (13), Dean (10), Jenista (7), H. Perez (2)
- 
- RF:** Jenista (52), Dickerson (38), Demeritte (16), H. Perez (16), Tucker (9), Acuña Jr. (4), Dean (4), Motter (4), Gosselin (2), Contreras (1), Marisnick (1), Waters (1)
- 
- DH:** Dickerson (31), Tucker (25), Valaika (12), Casteel (9), Demeritte (7), Motter (7), White (6), Ford (5), Rosario (5), Gosselin (4), Marisnick (4), Albies (3), Bannon (3), Jenista (3), Waters (3), Acuña Jr. (2), Arcia (2), Contreras (2), DeShields (2), Dunand (2), Y. Gonzalez (2), Tromp (2), Clementina (1), Dimon (1), Malloy (1), Nogowski (1), Pabst (1), H. Perez (1), Shewmake (1)

## EJECTIONS (12)

Player/Coach	Date/Inning	Umpire
MGR Matt Tuiasosopo	4/23 at JAX / 6th Inning	HP Matt Brown
LF Phil Gosselin	5/7 vs. CLT / 2nd Inning	HP Takahito Matsuda
MGR Matt Tuiasosopo	5/7 vs. CLT / 2nd Inning	HP Takahito Matsuda
RF Greyson Jenista	5/13 at DUR / 9th Inning	HP Jacob Metz
2B Ryan Goins	6/1 vs. LOU / 9th Inning	HP Emil Jimenez
COACH Devon Travis	6/17 vs. IND / 5th Inning	HP Derek Thomas
INF Mike Ford	6/18 vs. IND / 5th Inning	3B Derek Thomas
MGR Matt Tuiasosopo	6/18 vs. IND / 5th Inning	3B Derek Thomas
CF Drew Waters	6/19 vs. IND / 9th Inning	1B Derek Thomas
3B Taylor Motter	8/11-G1 at NAS / 3rd Inning	HP Matt Winter
MGR Matt Tuiasosopo	8/13 at NAS / 7th Inning	1B Cody Oakes
COACH Devon Travis	8/26 at LHV / 7th Inning	1B Jacob Metz

# PITCHING BREAKDOWN

	W-L	ERA	IP	H	R	ER	HR	BB	SO	BAA	SO/9	BB/9
<b>Starters:</b>	30-44	4.59	695.2	660	376	355	99	247	719	.249	9.30	3.20
<b>Relievers:</b>	39-35	4.11	582.0	537	299	266	61	229	702	.243	10.86	3.54
<b>Total:</b>	69-79	4.37	1277.2	1197	675	620	160	476	1421	.246	10.01	3.35

## STRIPERS STARTING PITCHERS (19)

Pitcher	W-L	ERA	GS	QS	CG/SHO	Team W-L	Run Support
Anderson, Ian	1-2	5.40	4	0	0/0	1-3 (.250)	3.00 RPG (12 Tot.)
Bracho, Silvino	0-1	2.00	4	0	0/0	1-3 (.250)	0.50 RPG (2 Tot.)
Davidson, Tucker	3-7	4.59	15	4	0/0	4-11 (.267)	2.47 RPG (37 Tot.)
De La Cruz, Jasseel	0-2	9.72	4	0	0/0	1-3 (.250)	1.75 RPG (7 Tot.)
Dodd, Dylan	1-0	4.05	1	1	0/0	1-0 (1.000)	4.00 RPG (4 Tot.)
Elder, Bryce	6-5	4.59	17	9	0/0	9-8 (.529)	3.24 RPG (55 Tot.)
Johnstone, Connor	0-1	3.57	8	0	0/0	5-3 (.625)	1.00 RPG (8 Tot.)
Kingham, Nolan	2-3	4.99	14	0	0/0	9-5 (.643)	2.57 RPG (36 Tot.)
Muller, Kyle	6-8	3.41	23	12	1/0	9-14 (.391)	2.35 RPG (54 Tot.)
Rangel, Alan	0-0	6.00	1	0	0/0	0-1 (.000)	0.00 RPG (0 Tot.)
Shuster, Jared	1-3	4.03	9	2	0/0	3-6 (.333)	3.00 RPG (27 Tot.)
Soroka, Mike	0-2	6.43	5	0	0/0	3-2 (.600)	3.20 RPG (16 Tot.)
Stephens, Jackson	1-0	3.00	1	1	0/0	1-0 (1.000)	4.00 RPG (4 Tot.)
Tarnok, Freddy	2-1	3.86	8	2	0/0	5-3 (.625)	2.88 RPG (23 Tot.)
Toussaint, Touki	2-2	6.75	8	1	0/0	6-2 (.750)	3.88 RPG (31 Tot.)
Vincent, Nick	0-0	0.00	1	0	0/0	1-0 (1.000)	0.00 RPG (0 Tot.)
Vines, Darius	1-0	3.90	5	3	0/0	2-3 (.400)	2.20 RPG (11 Tot.)
Winans, Allan	0-1	6.55	3	0	0/0	0-3 (.000)	2.67 RPG (8 Tot.)
Ynoa, Huascar	4-6	5.71	17	3	0/0	8-9 (.471)	2.59 RPG (44 Tot.)
<b>Total:</b>	<b>30-44</b>	<b>4.59</b>	<b>148</b>	<b>38</b>	<b>1/0</b>	<b>69-79 (.466)</b>	<b>2.56 RPG (379 Tot.)</b>

## STRIPERS RELIEVERS (33)

Pitcher	W-L	ERA	BAA	G	GF	HLD	SV/OPP	IR/RS
Alaniz, R.J.	3-1	3.81	.208	20	6	1	2/2	11/0
Brach, Brad	3-1	4.88	.290	21	9	0	3/3	8/3
Bracho, Silvino	2-0	2.12	.219	16	0	6	0/0	7/0
Brennan, Brandon	1-1	6.91	.333	24	3	2	0/0	10/5
Burrows, Thomas	4-3	5.50	.239	32	3	4	0/3	18/1
Cruz, Jesus	2-1	4.23	.192	28	12	4	1/3	8/3
De La Cruz, Jasseel	0-0	4.50	.294	3	2	0	0/0	0/0
Dimon, Dawson	0-0	0.00	.000	1	1	0	0/0	0/0
Elder, Bryce	0-0	0.00	.182	1	1	0	0/0	0/0
Elledge, Seth	1-5	3.88	.211	43	12	8	3/5	16/3
Ferguson, Tyler	0-5	6.63	.286	20	8	3	0/1	7/2
Jackson, Jay	2-0	2.29	.240	19	4	6	1/4	0/0
Javier, Odalvi	0-0	1.23	.160	5	0	1	0/0	0/0
Johnstone, Connor	4-1	3.35	.253	24	2	2	1/1	8/2
Kingham, Nolan	2-0	2.78	.185	13	1	0	0/1	12/1
Lee, Dylan	1-1	2.30	.237	14	7	1	2/2	2/0
Matzek, Tyler	0-0	0.00	.000	2	0	1	0/0	0/0
O'Day, Darren	0-0	2.57	.125	7	0	2	0/1	0/0
Ramirez, Roel	1-1	4.91	.302	21	7	3	1/1	6/3
Shuster, Jared	0-0	6.75	.250	1	1	0	0/0	0/0
Sittinger, Brandyn	1-3	6.26	.318	23	3	2	0/1	7/4
Tarnok, Freddy	0-0	2.70	.296	2	0	2	0/0	0/0
Tonkin, Michael	5-2	3.17	.215	47	39	1	16/19	3/0
Toussaint, Touki	0-0	4.32	.172	5	1	1	0/0	0/0
Vincent, Nick	1-5	5.71	.364	16	4	2	0/2	2/0
Vines, Darius	0-0	0.00	.182	2	1	1	0/0	0/0
Vodnik, Victor	2-0	2.93	.252	24	4	6	2/3	10/1
Webb, Jacob	2-3	5.34	.212	28	9	6	3/4	8/2
Winans, Allan	0-0	4.50	.313	1	1	0	0/0	0/0
Woods, William	1-1	5.19	.200	18	5	2	0/2	4/1
Yates, Kirby	0-0	1.69	.111	5	0	2	0/0	0/0
Ynoa, Huascar	1-0	4.50	.333	1	0	0	0/0	0/0
Young, Danny	0-1	3.24	.172	11	1	3	0/2	8/4
<b>Total:</b>	<b>39-35</b>	<b>4.11</b>	<b>.243</b>	<b>147</b>	<b>147</b>	<b>72</b>	<b>35/60</b>	<b>155/35</b>

**LONGEST SCORELESS GAMES STREAKS**

Pitcher	Games	Innings	Dates	H	BB	SO	BAA
Tonkin, Michael	15	16.2	6/5-7/22	6	3	26	.107
Tonkin, Michael	8	8.0	8/28-9/26	2	2	12	.083
Elledge, Seth	7	7.1	6/8-7/1	2	1	11	.083
Sittinger, Brandyn	7	7.1	6/3-6/24	6	2	6	.222
Ramirez, Roel	7	7.0	8/17-9/13	7	1	10	.269
Webb, Jacob	7	6.2	8/7-8/25	0	0	9	.000
Cruz, Jesus	7	6.1	8/11-9/10	2	5	8	.100
Young, Danny	7	5.2	9/3-9/26	0	3	11	.000
Brach, Brad	6	8.2	4/15-5/6	7	0	8	.233
Bracho, Silvino	6	6.2	8/17-9/9	4	2	9	.167
Jackson, Jay	6	6.1	8/10-9/14	4	0	8	.174
Jackson, Jay	6	6.0	6/30-7/22	3	2	5	.150
Ramirez, Roel	6	6.0	7/9-7/27	4	2	6	.182
Kingham, Nolan	5	9.1	4/5-4/20	3	1	8	.103
Elledge, Seth	5	7.0	4/29-5/15	2	1	14	.087
Lee, Dylan	5	6.0	4/27-5/11	3	0	11	.143
Cruz, Jesus	5	5.0	5/26-7/10	1	4	9	.056
Elledge, Seth	5	5.2	7/10-7/26	1	3	5	.063
Brach, Brad	5	5.1	5/28-6/16	2	2	5	.111

**LONGEST HITLESS GAMES STREAKS**

Pitcher	Games	Innings	Dates	R/ER	BB	SO	WHIP
Webb, Jacob	7	6.2	8/7-8/25	0	0	9	0.00
Young, Danny	7	5.2	9/3-9/26	0	3	11	0.53
Burrows, Thomas	4	4.2	4/15-4/26	1/0	2	7	0.43
Tonkin, Michael	4	4.0	7/13-7/22	0	0	5	0.00
Tonkin, Michael	4	4.0	8/28-9/10	0	2	4	0.50
Burrows, Thomas	4	3.1	7/1-7/16	0	0	5	0.00
Woods, William	4	2.2	4/20-5/6	0	0	7	0.00

# TRANSACTIONS

Date (#)	Moves
4/4 (0)	Opening Night Roster Announced. Pitchers (18): R.J. Alaniz, Brad Brach, Brandon Brennan, Thomas Burrows, Jasseel De La Cruz, Bryce Elder, Seth Elledge, Connor Johnstone, Nolan Kingham, Dylan Lee, Kyle Muller, Brandyn Sittinger, Jackson Stephens, Michael Tonkin, Touki Toussaint, Nick Vincent, Jacob Webb, Allan Winans. Catchers (3): Ryan Casteel, Arden Pabst, Chadwick Tromp. Infielders (6): Ryan Goins, Yariel Gonzalez, Phil Gosselin, John Nogowski, Braden Shewmake, Pat Valaika. Outfielders (3): Justin Dean, Travis Demeritte, Greyson Jenista.
4/8 (1)	OF Delino DeShields Jr. signed by ATL as a MiLB free agent, assigned to GWN.
4/9 (2)	OF Preston Tucker, signed by ATL as a MiLB free agent, assigned to GWN.
4/12 (8)	LHP Tucker Davidson and C William Contreras optioned to GWN by ATL. RHP Bryce Elder and RHP Jackson Stephens had their contracts selected by ATL from GWN. C Chadwick Tromp and RHP Jacob Webb designated for assignment by ATL.
4/15 (9)	RHP Jesús Cruz transferred to GWN from FCL Braves.
4/19 (15)	RHP Huascar Ynoa optioned to GWN by ATL. RHP Touki Toussaint and LHP Dylan Lee recalled by ATL from GWN. RHP William Woods transferred to GWN from MIS. C Chadwick Tromp outrighted to GWN by ATL. OF Ronald Acuña Jr., on the ATL 10-day Injured List, assigned to GWN for rehab.
4/20 (19)	OF Travis Demeritte recalled by ATL from GWN. C Arden Pabst transferred to MIS from GWN. LHP Dylan Lee and RHP Touki Toussaint optioned to GWN by ATL.
4/21 (20)	RHP Allan Winans placed on the GWN 7-day Injured List.
4/24 (21)	INF Yariel Gonzalez transferred to MIS from GWN.
4/26 (22)	RHP William Woods recalled by ATL from GWN.
4/28 (25)	OF Ronald Acuña Jr. completed rehab with GWN, reinstated from ATL 10-day Injured List. C William Contreras recalled by ATL from GWN. INF Hernán Pérez, signed by ATL as a MiLB free agent, assigned to GWN.
4/30 (26)	OF Alex Dickerson outrighted to GWN by ATL.
5/1 (30)	LHP Kyle Muller recalled by ATL from GWN. RHP Bryce Elder optioned to GWN by ATL. LHP Kyle Muller and RHP William Woods optioned to GWN by ATL.
5/3 (33)	OF Drew Waters completed rehab with ROM, reinstated from GWN 7-day Injured List. OF Justin Dean transferred to MIS from GWN. RHP William Woods selected by ATL as 27th man for DH, returned to GWN after the game.
5/10 (34)	C Victor De Hoyos transferred to GWN from AUG.
5/16 (35)	RHP William Woods placed on the GWN Injured List.
5/17 (37)	LHP Tucker Davidson recalled by ATL from GWN. RHP Victor Vodnik transferred to GWN from MIS.
5/23 (38)	LHP Dylan Lee recalled by ATL from GWN.
5/28 (39)	OF Travis Demeritte optioned to GWN by ATL.
5/29 (41)	LHP Tucker Davidson optioned to GWN by ATL. RHP Jesus Cruz had his contract selected by ATL from GWN.
5/30 (42)	RHP Jasseel De La Cruz placed on the GWN 7-day Injured List.
6/3 (43)	INF Joe Dunand claimed by ATL off waivers from MIA on 6/1, optioned to GWN.
6/5 (44)	INF Kramer Robertson claimed by ATL off waivers from STL, optioned to GWN.
6/6 (45)	INF John Nogowski released by ATL.
6/10 (47)	INF Mike Ford claimed by ATL off waivers from SEA, optioned to GWN. INF Joe Dunand designated for assignment by ATL.
6/12 (48)	INF Joe Dunand outrighted to GWN by ATL.
6/14 (49)	INF Phil Gosselin had his contract selected by ATL from GWN.
6/16 (50)	C Victor De Hoyos transferred to AUG from GWN.
6/17 (51)	C Dawson Dimon transferred to GWN from ROM.
6/18 (53)	RHP R.J. Alaniz placed on the GWN 7-day Injured List. RHP Jacob Webb outrighted to GWN by ATL.
6/20 (56)	RHP Nick Vincent released by ATL. INF Mike Ford recalled by ATL from GWN. RHP Jesus Cruz optioned to GWN by ATL.
6/24 (57)	C Dawson Dimon transferred to FCL Braves from GWN.
6/25 (58)	OF Eddie Rosario, on the ATL 10-day Injured List, assigned to rehab with GWN.
6/27 (60)	RHP Brad Brach placed on the GWN Restricted List. INF Kramer Robertson claimed off waivers from ATL by NYM.
6/28 (62)	RHP Jesus Cruz recalled by ATL from GWN. RHP Jay Jackson, on the ATL 60-day IL, had his rehab assignment transferred to GWN from FCL Braves.
6/29 (63)	LHP Tyler Matzek, on the ATL 15-day Injured List, had his rehab assignment transferred to GWN from AUG.
7/1 (64)	RHP Jesus Cruz optioned to GWN by ATL.
7/2 (66)	RHP Jay Jackson completed rehab with GWN, reinstated from ATL 60-day Injured List and optioned to GWN. RHP Touki Toussaint designated for assignment by ATL.
7/4 (70)	LHP Tyler Matzek and OF Eddie Rosario complete rehab with GWN, reinstated from the ATL Injured List. INF Mike Ford optioned to GWN by ATL. C Dawson Dimon transferred to GWN from FCL Braves.
7/5 (71)	RHP Roel Ramirez signed by ATL as a MiLB free agent, assigned to GWN.
7/6 (72)	RHP Silvino Bracho outrighted to GWN by ATL.
7/7 (73)	RHP Brandon Brennan released by ATL.
7/8 (75)	RHP Freddy Tarnok transferred to GWN from MIS. INF Mike Ford recalled by ATL from GWN.
7/10 (76)	INF Mike Ford optioned to GWN by ATL.
7/11 (77)	OF Drew Waters traded to KC by ATL.
7/12 (78)	RHP Tyler Ferguson transferred to GWN from MIS.
7/14 (79)	RHP Brandyn Sittinger released by ATL.
7/24 (80)	INF Mike Ford recalled by ATL from GWN.
7/25 (82)	INF/OF Hernán Pérez and RHP Victor Vodnik placed on GWN 7-day Injured List.
7/26 (85)	RHP Allan Winans reinstated from the GWN 7-day Injured List, transferred to MIS. INF Yariel Gonzalez transferred to GWN from MIS. LHP Jared Shuster transferred to GWN from MIS.
7/27 (86)	RHP Kirby Yates, on the ATL 60-day Injured List, had his rehab assignment transferred to GWN from MIS.
7/29 (87)	INF Taylor Motter signed by ATL as a MiLB free agent, assigned to GWN.
7/30 (88)	RHP William Woods completed rehab with FCL Braves, reinstated from GWN 7-day Injured List.
8/2 (89)	LHP Tucker Davidson traded to LAA by ATL.
8/3 (91)	RHP Jay Jackson recalled by ATL from GWN. RHP Jay Jackson optioned to GWN by ATL.

Date (#)	Moves
8/6 (95)	RHP Bryce Elder appointed by ATL as 27th man for DH, returned to GWN after the game. LHP Danny Young claimed by ATL off waivers from SEA and optioned to GWN. RHP Jesus Cruz outrighted to GWN by ATL. OF Preston Tucker placed on the GWN 7-day Injured List.
8/7 (101)	C Chadwick Tromp had his contract selected by ATL from GWN. RHP Huascar Ynoa recalled by ATL from GWN. RHP Ian Anderson and OF Guillermo Heredia optioned to GWN by ATL. RHP Jasseel De La Cruz completed rehab with FCL Braves, reinstated from GWN 7-day Injured List and transferred to MIS. INF/OF Hernán Pérez reinstated from the GWN 7-day Injured List.
8/8 (102)	INF Braden Shewmake placed on the GWN 7-day Injured List.
8/9 (106)	RHP Nolan Kingham transferred to MIS from GWN. C Hendrik Clementina and RHP Darius Vines transferred to GWN from MIS. RHP Darren O'Day, on the ATL 15-day Injured List, had his rehab assignment transferred to GWN from ROM.
8/10 (108)	RHP Kirby Yates completed rehab with GWN, reinstated from ATL Injured List. RHP Huascar Ynoa optioned to GWN by ATL.
8/11 (109)	RHP Jay Jackson recalled by ATL from GWN.
8/12 (111)	OF Guillermo Heredia recalled by ATL from GWN. RHP Jay Jackson optioned to GWN by ATL.
8/13 (117)	RHP Ian Anderson appointed by ATL as 27th man for DH, returned to GWN after the game. LHP Kyle Muller recalled by ATL from GWN. RHP Odalvi Javier and RHP Nolan Kingham transferred to GWN from MIS. LHP Kyle Muller optioned to GWN by ATL. RHP Bryce Elder recalled by ATL from GWN.
8/14 (119)	RHP Odalvi Javier transferred to MIS from GWN. RHP Bryce Elder optioned to GWN by ATL.
8/15 (120)	LHP Danny Young recalled by ATL from GWN.
8/16 (124)	RHP Freddy Tarnok recalled by ATL from GWN. INF Ryan Goins had his contract selected by ATL from GWN. RHP Nolan Kingham transferred to MIS from GWN. LHP Danny Young, optioned to GWN by ATL, designated for assignment by ATL.
8/17 (127)	OF Travis Demeritte designated for assignment by ATL. INF Rylan Bannon, claimed off waivers by ATL from LAD, assigned to GWN. INF Tyler White, acquired by ATL via trade with MIL, assigned to GWN.
8/18 (130)	RHP Freddy Tarnok optioned to GWN by ATL. INF Ehire Adrianza, on the ATL 10-day Injured List, assigned to GWN for rehab. LHP Danny Young outrighted to GWN by ATL.
8/19 (131)	OF Travis Demeritte outrighted to GWN by ATL.
8/21 (132)	RHP Mike Soroka, on the ATL 60-day Injured List, had his rehab assignment transferred to GWN from ROM.
8/22 (134)	INF Ehire Adrianza completed rehab with GWN, reinstated from ATL 10-day Injured List. OF Travis Demeritte placed on the GWN 7-day Injured List.
8/23 (135)	RHP Victor Vodnik reinstated from the GWN 7-day Injured List.
8/27 (137)	RHP Jay Jackson recalled by ATL from GWN. INF Orlando Arcia, on the ATL 10-day Injured List, assigned to rehab with GWN.
8/28 (139)	C Chadwick Tromp, on the ATL 10-day Injured List, assigned to rehab with GWN. INF Ryan Goins outrighted to GWN by ATL.
8/29 (141)	LHP Thomas Burrows and RHP Huascar Ynoa both placed on the GWN 7-day Injured List.
8/30 (142)	RHP Odalvi Javier transferred to GWN from MIS.
8/31 (145)	OF Jake Marisnick, signed by ATL as a MiLB free agent, assigned to GWN. RHP Darren O'Day and C Chadwick Tromp both returned from rehab assignments with GWN, remain on the ATL Injured List.
9/1 (149)	INF Ozzie Albies, on the ATL 60-day Injured List, assigned to rehab with GWN. INF Orlando Arcia completed rehab with GWN, reinstated from ATL 10-day Injured List. RHP Mike Soroka completed rehab with GWN, reinstated from ATL 60-day Injured List, optioned to GWN. C Dawson Dimon transferred to FCL Braves from GWN.
9/3 (151)	RHP Bryce Elder recalled by ATL from GWN. RHP Jay Jackson optioned to GWN by ATL.
9/4 (153)	RHP Bryce Elder optioned to GWN by ATL. RHP Connor Johnstone placed on GWN Development List.
9/14 (154)	RHP Ian Anderson placed on the GWN 7-day Injured List.
9/16 (157)	RHP Jay Jackson designated for assignment by ATL. INF Ozzie Albies completed rehab with GWN, reinstated from ATL 60-day Injured List. RHP William Woods recalled by ATL from GWN.
9/18 (159)	INF Rylan Bannon recalled by ATL from GWN. RHP William Woods optioned to GWN by ATL.
9/19 (160)	RHP Bryce Elder recalled by ATL from GWN.
9/20 (163)	OF/INF Justyn-Henry Malloy transferred to GWN from MIS. RHP Connor Johnstone reinstated from the GWN Development List. RHP Jay Jackson outrighted to GWN by ATL.
9/21 (165)	RHP Mike Soroka and RHP Freddy Tarnok placed on the GWN 7-day Injured List.
9/22 (167)	OF Preston Tucker reinstated from the GWN 7-day Injured List. LHP Dylan Dodd transferred to GWN from MIS.
9/24 (168)	INF Rylan Bannon optioned to GWN by ATL.
9/27 (170)	LHP Kyle Muller recalled by ATL from GWN. RHP Alan Rangel optioned to GWN by ATL.
9/28 (177)	LHP Kyle Muller optioned to GWN by ATL. RHP Silvino Bracho had his contract selected by ATL from GWN. RHP Huascar Ynoa recalled by ATL from GWN, placed on 60-day Injured List. RHP Allan Winans transferred to GWN from MIS. C Dawson Dimon transferred to GWN from FCL Braves. RHP Tyler Ferguson and RHP Connor Johnstone placed on the GWN Development List.



PLAYERS USED (72)			BOLD=Triple-A Debut
Pitchers (39)		Position (33)	
Alaniz, R.J.	O'Day, Darren	Acuña Jr., Ronald	Marisnick, Jake
Anderson, Ian	Ramirez, Roel	Adrianza, Ehire	Motter, Taylor
Brach, Brad	<b>Rangel, Alan</b>	Albies, Ozzie	Nogowski, John
Bracho, Silvino	<b>Shuster, Jared</b>	Arcia, Orlando	Pabst, Arden
Brennan, Brandon	Sittinger, Brandy	Bannon, Rylan	Perez, Hernan
Burrows, Thomas	Soroka, Mike	Casteel, Ryan	Robertson, Kramer
Cruz, Jesus	Stephens, Jackson	<b>Clementina, Hendrik</b>	Rosario, Eddie
Davidson, Tucker	<b>Tarnok, Freddy</b>	Contreras, William	<b>Shewmake, Braden</b>
De La Cruz, Jasseel	Tonkin, Michael	<b>Dean, Justin</b>	Tromp, Chadwick
<b>Dodd, Dylan</b>	Toussaint, Touki	Demeritte, Travis	Tucker, Preston
Elder, Bryce	Vincent, Nick	DeShields, Delino	Valaika, Pat
Elledge, Seth	<b>Vines, Darius</b>	Dickerson, Alex	Waters, Drew
<b>Ferguson, Tyler</b>	<b>Vodnik, Victor</b>	<b>Dimon, Dawson</b>	White, Tyler
Jackson, Jay	Webb, Jacob	Dunand, Joe	
<b>Javier, Odaivi</b>	<b>Winans, Allan</b>	Ford, Mike	
Johnstone, Connor	<b>Woods, William</b>	Goins, Ryan	
Kingham, Nolan	Yates, Kirby	Gonzalez, Yariel	
Lee, Dylan	Ynoa, Huascar	Gosselin, Phil	
Matzek, Tyler	Young, Danny	<b>Jenista, Greyson</b>	
Muller, Kyle		<b>Malloy, Justyn-Henry</b>	

BASS-LANTA		
28 players played for both Gwinnett and Atlanta in 2022 (*=MLB debut):		
Acuña Jr., Ronald (OF)	Demeritte, Travis (OF)	Rosario, Eddie (OF)
Adrianza, Ehire (INF)	Dickerson, Alex (OF)	Stephens, Jackson (RHP)
Albies, Ozzie (INF)	Elder, Bryce (RHP)*	Tarnok, Freddy (RHP)*
Anderson, Ian (RHP)	Ford, Mike (INF)	Tromp, Chadwick (C)
Arcia, Orlando (INF)	Gosselin, Phil (INF)	Woods, William (RHP)*
Bannon, Rylan (INF)	Jackson, Jay (RHP)	Yates, Kirby (RHP)
Bracho, Silvino (RHP)	Lee, Dylan (LHP)	Ynoa, Huascar (RHP)
Contreras, William (C)	Matzek, Tyler (LHP)	Young, Danny (LHP)
Cruz, Jesus (RHP)	Muller, Kyle (LHP)	
Davidson, Tucker (LHP)	O'Day, Darren (RHP)	

ATLANTA BRAVES REHAB ASSIGNMENTS (11)		
Player	Injury (IL Date)	Rehab Dates with Gwinnett
Ronald Acuña Jr. (OF)	Right ACL Tear (7/11/21)	4/19-4/28 (6G)
Eddie Rosario (OF)	Right Retina Procedure (4/25/22)	6/25-7/3 (8G)
Jay Jackson (RHP)	Right Lat Strain (3/19/22)	6/28-7/1 (1G)
Tyler Matzek (LHP)	Left Shoulder Inflammation (5/14/22)	6/29-7/3 (2G)
Kirby Yates (RHP)	Tommy John Surgery (3/16/22)	7/27-8/9 (5G)
Darren O'Day (RHP)	Left Calf Muscle Strain (7/12/22)	8/9-8/30 (7G)
Ehire Adrianza (INF)	Viral Infection (8/12/22)	8/18-8/20 (3G)
Mike Soroka (RHP)	Right Achilles Surgery (4/30/21)	8/21-8/31 (2G)
Orlando Arcia (INF)	Left Hamstring Strain (8/10/22)	8/27-8/31 (3G)
Chadwick Tromp (C)	Left Quadriceps Strain (8/14/22)	8/28-8/30 (2G)
Ozzie Albies (2B)	Left Foot Fracture (6/14/22)	9/1-9/15 (7G)

2022 IN REVIEW

# GAME LOG

Date / Opp.	Result	Time	Attendance	Record	Place in IL West	Win/Loss/Save
4/5 at MEM	L, 1-2	2:42	2,246	0-1	T6th (1.0 GB)	J. Fernandez/Vincent/Bosiokovic
4/6 at MEM	W, 5-3	3:03	1,867	1-1	T3rd (1.0 GB)	Burrows/Libatore/Tonkin
4/7 at MEM	W, 5-2	2:36	1,682	2-1	T1st (0.0 GB)	Stephens/Oviedo/Alaniz
4/8 at MEM	L, 3-4	2:34	2,264	2-2	T2nd (1.0 GB)	Parsons/Vincent/Bosiokovic
4/9 at MEM	L, 7-8	3:13	3,622	2-3	T5th (2.0 GB)	Naile/Sittinger/Walsh
4/10 at MEM	W, 6-3	3:23	2,886	3-3	T4th (2.0 GB)	Muller/Zeuch/Tonkin
4/11 - OFF					T4th (2.0 GB)	
4/12 vs. NAS	W, 4-3	2:55	5,018	4-3	T3rd (1.0 GB)	Sittinger/Boushley/Brach
4/13 vs. NAS	L, 5-7	2:47	1,047	4-4	T6th (2.0 GB)	M. Sanchez/Brennan/Perdomo
4/14 vs. NAS	L, 4-5	2:52	1,134	4-5	T6th (2.5 GB)	Alexander/De La Cruz/Strzelecki
4/15 vs. NAS	W, 2-1	2:40	3,307	5-5	T6th (2.0 GB)	Brach/M. Sanchez/---
4/16 vs. NAS	L, 0-10	2:31	3,993	5-6	T7th (3.0 GB)	Small/Davidson/---
4/17 vs. NAS	L, 0-3	2:04	2,446	5-7	8th (4.0 GB)	Boushley/Muller/M. Sanchez
4/18 - OFF					8th (4.0 GB)	
4/19 at JAX	L, 0-2	1:54	5,153	5-8	8th (5.0 GB)	Fishman/Elledge/Yacabonis
4/20 at JAX	L, 1-9	2:22	3,939	5-9	8th (5.0 GB)	Garrett/Winans/---
4/21 at JAX	L, 2-8	2:28	6,766	5-10	T9th (6.0 GB)	Lindgren/De La Cruz/---
4/22 at JAX	L, 2-3 (10)	2:23	8,103	5-11	T9th (7.0 GB)	Yacabonis/D. Lee/---
4/23 at JAX	W, 10-8 (10)	3:18	9,324	6-11	T9th (6.0 GB)	Brach/Dayton/---
4/24 at JAX	L, 4-5	2:39	5,887	6-12	T9th (7.0 GB)	Fishman/Alaniz/---
4/25 - OFF					T9th (7.0 GB)	
4/26 vs. NOR	W, 7-6	2:43	6,234	7-12	9th (6.0 GB)	Tonkin/Vespi/---
4/27 vs. NOR	W, 8-2	2:32	3,369	8-12	9th (5.0 GB)	Toussaint/B. Knight/---
4/28 vs. NOR	L, 3-6	2:36	2,114	8-13	9th (6.0 GB)	Almengo/Sittinger/Uviva
4/29 vs. NOR	W, 8-0	2:29	4,251	9-13	9th (6.0 GB)	Elledge/Lowther/---
4/30 vs. NOR	W, 5-0	2:26	4,100	10-13	9th (6.0 GB)	Burrows/Sedlock/---
5/1 vs. NOR	W, 10-2	2:33	2,897	11-13	8th (5.5 GB)	Ynoa/G. Rodriguez/---
5/2 - OFF					8th (5.5 GB)	
5/3 vs. CLT	W, 11-7	2:37	2,223	12-13	7th (5.0 GB)	Alaniz/Henzman/---
5/4 vs. CLT	L, 6-9	2:49	1,324	12-14	7th (6.0 GB)	Crick/Burrows/---
5/5 vs. CLT	W, 3-2	2:11	1,557	13-14	6th (5.5 GB)	Tonkin/A. Severino/Johnstone
5/6 vs. CLT	L, 2-12	2:27	2,208	13-15	8th (5.5 GB)	D. Martin/Ynoa/---
5/7 vs. CLT	W, 6-1	2:17	4,724	14-15	7th (5.5 GB)	Muller/Parke/---
5/8 vs. CLT	W, 6-5	2:29	2,899	15-15	T5th (5.5 GB)	D. Lee/W. Carter/---
5/9 - OFF					T5th (5.5 GB)	
5/10 at DUR	W, 8-4	2:58	3,879	16-15	6th (5.5 GB)	Kingham/McGee/---
5/11 at DUR	W, 8-4	2:38	5,343	17-15	4th (4.5 GB)	Davidson/T. Romero/---
5/12 at DUR	L, 7-8	2:49	4,854	17-16	T5th (5.5 GB)	Garza Jr./Vincent/---
5/13 at DUR	L, 3-6	2:31	6,081	17-17	T6th (5.5 GB)	Fleming/Ynoa/D. Knight
5/14 at DUR	L, 0-6	2:06	7,634	17-18	6th (6.5 GB)	Herget/Muller/---
5/15 at DUR	L, 4-6	2:51	7,040	17-19	7th (7.5 GB)	Bowden/Toussaint/---
5/16 - OFF					7th (7.5 GB)	
5/17 vs. MEM	L, 2-8	2:26	1,739	17-20	8th (8.5 GB)	Oviedo/Johnstone/---
5/18 vs. MEM	W, 4-3	2:03	1,156	18-20	8th (8.5 GB)	Elder/Naile/Lee
5/19 vs. MEM	W, 5-3	2:15	1,811	19-20	8th (7.5 GB)	Alaniz/Z. Thompson/Tonkin
5/20 vs. MEM	W, 3-2	2:11	4,369	20-20	8th (7.5 GB)	Burrows/J. Fernandez/Brach
5/21 vs. MEM	W, 6-5	2:21	3,728	21-20	T6th (7.0 GB)	Toussaint/Brooks/Lee
5/22 vs. MEM	L, 4-10	2:50	2,205	21-21	8th (8.5 GB)	Oviedo/Sittinger/---
5/23 - OFF					8th (8.5 GB)	
5/24 at NOR	L, 1-10 (6)	1:50	2,523	21-22	8th (9.5 GB)	Vespi/Elder/D. Reyes
5/25 at NOR	PPD (Rain)	---	---	21-22	8th (9.0 GB)	Made up on 5/26
5/26 at NOR (1)	W, 4-1 (7)	2:06	---	22-22	---	Alaniz/Baumann/Cruz
5/26 at NOR (2)	W, 3-2 (7)	1:44	3,766	23-22	8th (7.5 GB)	Vincent/K. Smith/Vodnik
5/27 at NOR	L, 2-5	2:21	3,084	23-23	T7th (7.5 GB)	G. Rodriguez/Muller/Vespi
5/28 at NOR	W, 7-4	3:09	6,120	24-23	6th (7.5 GB)	Brach/R. Garcia/Elledge
5/29 at NOR	L, 4-8	2:43	4,069	24-24	7th (8.5 GB)	Vogel/Toussaint/---
5/30 vs. LOU	W, 2-0	2:09	3,339	25-24	7th (8.5 GB)	Elder/Lively/Elledge
5/31 - OFF					25-24	
6/1 vs. LOU	W, 8-7 (10)	3:22	1,467	26-24	5th (7.5 GB)	Tonkin/Moreta/---
6/2 vs. LOU	W, 5-3	2:23	1,552	27-24	4th (6.5 GB)	Muller/Dugger/Brach
6/3 vs. LOU	L, 2-3	2:22	3,695	27-25	4th (7.5 GB)	Moreta/Elledge/F. Cruz
6/4 vs. LOU	L, 3-11	2:54	4,206	27-26	5th (7.5 GB)	Demurias/Vincent/---
6/5 vs. LOU	L, 0-6	2:29	2,007	27-27	T5th (7.5 GB)	Lively/Elder/---
6/6 - OFF					T5th (7.5 GB)	
6/7 at JAX	W, 7-0	2:24	3,712	28-27	6th (7.0 GB)	Ynoa/Stewart/---
6/8 at JAX	L, 1-2	2:19	3,240	28-28	T4th (7.0 GB)	Castano/Vincent/G. Soriano
6/9 at JAX	W, 5-1	2:04	5,767	29-28	7th (5.5 GB)	Johnstone/Kent/---
6/10 at JAX	L, 2-7	2:49	8,005	29-29	T6th (6.5 GB)	E. Hernandez/Elder/---
6/11 at JAX	L, 2-3	1:49	5,976	29-30	7th (7.5 GB)	Hoeing/Davidson/G. Soriano
6/12 at JAX	L, 3-7	2:23	3,903	29-31	8th (7.5 GB)	J. Brigham/Ynoa/---
6/13 - OFF					29-31	

2022 IN REVIEW

Date / Opp.	Result	Time	Attendance	Record	Place in IL West	Win/Loss/Save
6/14 vs. IND	W, 8-2	2:43	1,823	30-31	7th (6.5 GB)	Muller/Jacques/---
6/15 vs. IND	W, 5-4	2:15	1,555	31-31	T6th (6.5 GB)	Brennan/Alldred/Alaniz
6/16 vs. IND	W, 10-5	2:59	3,517	32-31	5th (5.5 GB)	Elder/Bido/---
6/17 vs. IND	L, 4-5	3:01	4,069	32-32	6th (6.5 GB)	Eickhoff/Davidson/Brice
6/18 vs. IND	W, 5-3	2:31	4,397	33-32	5th (6.5 GB)	Ynoa/O'Reilly/Tonkin
6/19 vs. IND	L, 3-5	2:26	3,808	33-33	T6th (6.5 GB)	Yajure/Brach/Fletcher
6/20 - OFF				33-33	T6th (6.5 GB)	
6/21 at NAS	L, 1-4	2:16	7,996	33-34	7th (7.5 GB)	Lindblom/Elder/---
6/22 at NAS	W, 7-2	2:28	7,567	34-34	6th (6.5 GB)	Davidson/Herb/---
6/23 at NAS	W, 4-1	2:22	8,997	35-34	6th (5.5 GB)	Burrows/Bettinger/Tonkin
6/24 at NAS	L, 3-8	2:51	10,514	35-35	T5th (6.5 GB)	File/Ynoa/---
6/25 at NAS	L, 1-2	1:59	10,914	35-36	6th (7.5 GB)	Small/Muller/Barker
6/26 at NAS	L, 8-9 (11)	3:21	6,614	35-37	7th (8.5 GB)	Erceg/Johnstone/---
6/27 - OFF				35-37	7th (8.5 GB)	
6/28 at NOR	L, 2-8	2:36	3,792	35-38	8th (8.5 GB)	Zimmermann/Davidson/K. Smith
6/29 at NOR	L, 5-9	2:47	4,694	35-39	8th (9.5 GB)	Sedlock/Kingham/---
6/30 at NOR	W, 10-5	2:38	4,048	36-39	8th (8.5 GB)	Ynoa/Baumann/---
7/1 at NOR	L, 0-2	2:23	6,589	36-40	8th (9.5 GB)	Vallmont/Muller/---
7/2 at NOR	W, 6-1	2:38	7,595	37-40	8th (9.5 GB)	Elder/B. Knight/---
7/3 at NOR	L, 3-6	2:36	7,328	37-41	8th (10.5 GB)	Zimmermann/Davidson/K. Smith
7/4 vs. CLT	W, 6-3	2:42	8,497	38-41	8th (10.5 GB)	Kingham/Y. Aybar/Tonkin
7/5 - OFF				38-41	8th (10.5 GB)	
7/6 vs. CLT	L, 2-4	2:24	1,322	38-42	8th (11.5 GB)	Winkler/Elledge/Henzman
7/7 vs. CLT	PPD (Rain)	---	---	38-42	8th (12.0 GB)	Made up on 7/8
7/8 vs. CLT (1)	W, 3-2 (7)	1:48	---	39-42	---	Muller/Y. Rios/---
7/8 vs. CLT (2)	W, 3-0 (7)	1:51	2,926	40-42	7th (11.5 GB)	Bracho/Sousa/Webb
7/9 vs. CLT	W, 5-3	2:06	2,862	41-42	6th (11.5 GB)	Elder/Parke/R. Ramirez
7/10 vs. CLT	L, 0-1	2:51	1,772	41-43	6th (11.5 GB)	Moyers/Davidson/Markel
7/11 - OFF				41-43	6th (11.5 GB)	
7/12 vs. DUR	L, 0-7	2:35	1,583	41-44	7th (11.5 GB)	J. Peguero/Ynoa/---
7/13 vs. DUR	W, 2-1	2:17	2,969	42-44	6th (10.5 GB)	Tarnok/K. Herget/Tonkin
7/14 vs. DUR	L, 3-5	2:43	1,876	42-45	6th (10.5 GB)	Faucher/Webb/C. Ogando
7/15 vs. DUR	W, 2-1	2:13	3,217	43-45	6th (10.5 GB)	J. Cruz/D. Knight/---
7/16 vs. DUR	W, 7-2	2:34	4,531	44-45	6th (9.5 GB)	Davidson/Murray/---
7/17 vs. DUR	L, 0-4	2:21	1,910	44-46	6th (10.5 GB)	Romero/Kingham/---
7/18-21 - OFF				44-46	6th (10.5 GB)	
7/22 at MEM	W, 7-6	3:11	3,364	45-46	6th (10.5 GB)	Jackson/Loutos/Tonkin
7/23 at MEM	W, 8-6	3:01	6,230	46-46	T5th (9.5 GB)	Kingham/Woodford/---
7/24 at MEM	L, 5-6	2:30	1,852	46-47	6th (9.5 GB)	McAllister/Burrows/---
7/25 - OFF				46-47	6th (9.5 GB)	
7/26 vs. JAX	L, 3-4	2:23	1,491	46-48	6th (10.5 GB)	Kent/Davidson/Nardi
7/27 vs. JAX	L, 3-6	2:50	1,384	46-49	6th (11.5 GB)	Bugg/Kingham/G. Soriano
7/28 vs. JAX	L, 0-5	2:40	2,017	46-50	6th (12.5 GB)	E. Cabrera/Shuster/---
7/29 vs. JAX	L, 3-6	2:39	3,669	46-51	7th (13.5 GB)	Hock/Elledge/Nardi
7/30 vs. JAX	W, 6-3	2:24	9,069	47-51	6th (12.5 GB)	Elder/Mincey/Tonkin
7/31 vs. JAX	W, 10-6	2:24	6,502	48-51	6th (11.5 GB)	Ynoa/Kent/---
8/1 - OFF				48-51	6th (11.5 GB)	
8/2 at CLT	W, 6-3	2:34	6,328	49-51	6th (11.5 GB)	Kingham/Moyers/Tonkin
8/3 at CLT	L, 8-11	2:32	6,042	49-52	7th (12.5 GB)	Sousa/J. Cruz/---
8/4 at CLT	PPD (Rain)	---	---	49-52	8th (13.0 GB)	Made up on 8/5
8/5 at CLT (1)	L, 4-5 (7)	2:25	---	49-53	---	Muckenhirn/Tonkin/---
8/5 at CLT (2)	L, 3-4 (7)	1:59	8,614	49-54	8th (13.5 GB)	Ramsey/Ferguson/---
8/6 at CLT	L, 3-9	2:49	7,317	49-55	8th (13.5 GB)	Olson/Muller/---
8/7 at CLT	W, 8-1 (6)	1:44	6,844	50-55	8th (13.5 GB)	Webb/Myers/---
8/8 - OFF				50-55	8th (13.5 GB)	
8/9 at NAS	PPD (Rain)	---	---	50-55	8th (13.5 GB)	Made up as DH on 8/11
8/10 at NAS	L, 1-2	2:21	4,001	50-56	8th (14.5 GB)	Herb/Shuster/L. Perdomo
8/11 at NAS (1)	W, 3-2 (9)	2:22	---	51-56	---	Woods/H. Harris/Tonkin
8/11 at NAS (2)	L, 1-5 (7)	1:57	6,442	51-57	8th (14.5 GB)	Lindblom/Ynoa/---
8/12 at NAS	L, 2-11	2:44	8,994	51-58	8th (15.5 GB)	File/Burrows/---
8/13 at NAS	W, 7-6 (10)	3:25	12,140	52-58	8th (14.5 GB)	Tonkin/H. Harris/Elledge
8/14 at NAS	W, 5-3	2:44	7,845	53-58	7th (13.5 GB)	Johnstone/Kelley/Webb
8/15 - OFF				53-58	7th (13.5 GB)	
8/16 vs. MEM	W, 4-3 (11)	3:12	1,214	54-58	7th (12.5 GB)	Tonkin/Pacheco/---
8/17 vs. MEM	W, 8-4	3:02	1,006	55-58	7th (12.5 GB)	Johnstone/C. Thomas/---
8/18 vs. MEM	W, 5-1	2:23	1,008	56-58	6th (12.0 GB)	Muller/Liberatore/---
8/19 vs. MEM	W, 1-0	2:31	2,475	57-58	6th (12.5 GB)	Anderson/Black/Jackson
8/20 vs. MEM	L, 4-5	2:19	5,539	57-59	6th (13.0 GB)	Parsons/Elder/J. Fernandez
8/21 vs. MEM	W, 8-6	3:15	2,992	58-59	6th (12.5 GB)	Webb/G. Williams/---
8/22 - OFF				58-59	6th (12.5 GB)	
8/23 at LHV	L, 5-10	2:57	10,100	58-60	6th (13.5 GB)	J. Fry/Ferguson/J. Hernandez
8/24 at LHV	L, 5-6	3:00	10,100	58-61	6th (14.5 GB)	F. Morales/Tonkin/---
8/25 at LHV	W, 2-0	2:39	10,100	59-61	6th (13.5 GB)	J. Cruz/J. Fry/Webb
8/26 at LHV	L, 13-14	3:47	10,100	59-62	6th (14.5 GB)	M. Kelly/D. Young/F. Morales

Date / Opp.	Result	Time	Attendance	Record	Place in IL West	Win/Loss/Save
8/27 at LHV	L, 2-4	2:37	10,100	59-63	6th (15.5 GB)	Plassmeyer/Soroka/Duron
8/28 at LHV	W, 13-2	3:04	7,402	60-63	6th (14.5 GB)	Vodnik/Eastman/---
8/29 - OFF				60-63	6th (14.5 GB)	
8/30 vs. JAX	L, 6-7 (11)	3:16	997	60-64	7th (15.5 GB)	Villalobos/Ferguson/Brigham
8/31 vs. JAX	L, 2-5	2:19	1,004	60-65	7th (15.5 GB)	Stewart/Webb/Maldonado
9/1 vs. JAX	L, 1-3	2:27	3,513	60-66	7th (16.5 GB)	Lindgren/Anderson/Villalobos
9/2 vs. JAX	W, 7-0	2:01	3,221	61-66	7th (16.5 GB)	Johnstone/Kent/---
9/3 vs. JAX	L, 3-4 (9)	2:40	3,464	61-67	7th (17.5 GB)	G. Soriano/Woods/Maldonado
9/4 vs. JAX	CNLD (Rain)			61-67	T7th (18.0 GB)	Game not made up
9/5 - OFF				61-67	T7th (18.0 GB)	
9/6 at BUF	PPD (Rain)			61-67	8th (17.5 GB)	Game made up on 9/9
9/7 at BUF	L, 7-10	2:25	4,153	61-68	8th (17.5 GB)	Saucedo/Tarnok/---
9/8 at BUF	L, 2-6	2:11	4,917	61-69	8th (18.5 GB)	Pearson/Anderson/---
9/9 at BUF (1)	L, 1-3	1:46	---	61-70	---	Rackoski/Muller/Juenger
9/9 at BUF (2)	W, 4-3	1:56	7,998	62-70	8th (19.0 GB)	Bracho/Yardley/Tonkin
9/10 at BUF	W, 4-1	2:54	6,347	63-70	8th (18.0 GB)	Vines/Peacock/Tonkin
9/11 at BUF	CNLD (Rain)			63-70	8th (17.5 GB)	Game will not be made up
9/12 - OFF				63-70	8th (17.5 GB)	
9/13 vs. DUR	W, 5-4	2:29	999	64-70	8th (16.5 GB)	R. Ramirez/A. Perdomo/---
9/14 vs. DUR	W, 7-2	2:30	1,454	65-70	8th (16.5 GB)	Vodnik/Wiles/---
9/15 vs. DUR	L, 2-5	2:47	1,796	65-71	8th (17.5 GB)	Yacabonis/Muller/Knight
9/16 vs. DUR	L, 5-8	2:40	4,223	65-72	8th (17.5 GB)	Bradley/Soroka/Knight
9/17 vs. DUR	L, 3-5	2:37	6,014	65-73	8th (18.5 GB)	Bridgen/R. Ramirez/Faucher
9/18 vs. DUR	L, 2-4	2:42	3,181	65-74	8th (19.5 GB)	A. Perdomo/Webb/Knight
9/19 - OFF				65-74	8th (20.0 GB)	
9/20 at MEM	W, 6-3	2:56	1,302	66-74	8th (19.0 GB)	Tarnok/C. Thomas/Tonkin
9/21 at MEM	L, 5-6	2:35	2,266	66-75	8th (20.0 GB)	K. Whitley/Elledge/G. Cabrera
9/22 at MEM	L, 1-6	2:32	1,876	66-76	8th (21.0 GB)	Liberatore/Bracho/---
9/23 at MEM	W, 4-3	2:13	3,104	67-76	8th (21.0 GB)	Shuster/Parsons/Vodnik
9/24 at MEM	L, 4-7	2:37	7,012	67-77	8th (21.0 GB)	Quezada/Ferguson/G. Cabrera
9/25 at MEM	W, 6-5	2:28	2,556	68-77	8th (20.5 GB)	Dodd/C. Thomas/Tonkin
9/26 vs. LOU	W, 4-1	2:45	3,001	69-77	8th (20.5 GB)	Jackson/Hendrix/Tonkin
9/27 vs. LOU	L, 4-6 (11)	3:24	3,122	69-78	8th (21.5 GB)	Moreta/Ferguson/Dowdy
9/28 vs. LOU	L, 2-6	2:53	3,069	69-79	8th (21.5 GB)	P. Garcia/Shuster/---

### LAST AT-BAT WINS (16)

Date/Opponent	Score	Game-Winning Play (*=Walk-Off)
4/15 vs. Nashville	2-1 (8th)	William Contreras 2-out RBI double
4/23 at Jacksonville	10-8 (10th)	Braden Shewmake scored on error (C Quintana, throwing)
4/26 vs. Norfolk	7-6 (9th)	Pat Valaika 1-out sacrifice fly*
5/5 vs. Charlotte	3-2 (8th)	Chadwick Tromp 2-out RBI double
5/8 vs. Charlotte	6-5 (9th)	Drew Waters 2-out RBI single*
5/20 vs. Memphis	3-2 (8th)	Preston Tucker 2-out RBI single
5/26-G2 at Norfolk	3-2 (7th)	Chadwick Tromp 1-out solo homer
6/1 vs. Louisville	8-7 (10th)	Phil Gosselin 1-out, 2-run double*
7/8-G1 vs. Charlotte	3-2 (7th)	Travis Demeritte 2-out bases-loaded walk*
7/8-G2 vs. Charlotte	3-0 (6th)	Ryan Casteel 2-out, 2-run single
7/15 vs. Durham	2-1 (9th)	Chadwick Tromp 0-out RBI single*
8/11-G1 at Nashville	3-2 (9th)	Alex Dickerson RBI fielder's choice
8/13 at Nashville	7-6 (10th)	Pat Valaika scored on wild pitch (RHP H. Harris)
8/16 vs. Memphis	4-3 (11th)	Ryan Casteel scored on error (P Zach McAllister, throwing)*
9/13 vs. Durham	5-4 (9th)	Ozzie Albies leadoff solo home run*
9/26 vs. Memphis	4-1 (8th)	Greyson Jenista 1-out RBI single

# NOTABLE IN 2022

**IN THE STANDINGS:** The Stripers finished 69-79 (.466), placing 15th in the 20-team International League and eighth in the 10-team IL West Division. The 148-game campaign, the longest in team history, marked Gwinnett's first losing season since 2016 (won IL South despite going 65-78) and snapped the club's streak of four consecutive 70-win seasons (went 292-257 from 2017-21).

**PILING UP PUNCH-OUTS:** The Stripers' pitching staff set a Gwinnett single-season record with 1,421 strikeouts over 148 games (9.60 SO/G), the most in the IL. That total was 10 more than second-place Worcester (1,411 in 148G). It's the second time a Gwinnett club has led the IL in strikeouts for a season, first since 2011 (Durham led IL in strikeouts each season from 2012-21).

MOST TEAM STRIKEOUTS, GWN HISTORY				
Season	SO	Games	SO/Game	IL Rank
1. 2022	1,421	148	9.60	1st
2. 2011	1,223	143	8.55	1st
3. 2019	1,203	139	8.65	7th

**SECOND SEASON FOR TUI:** Matt Tuiasosopo completed his second year as Gwinnett's manager in 2022, running his record with the Stripers to 140-137 (.505). With a 5-1 victory at Jacksonville on 6/9, he became the fourth manager in Gwinnett history to reach 100 wins, joining Dave Brundage (293 from 2009-12), Brian Snitker (161 from 2014-16), and Damon Berryhill (221 from 2017-19).

- **The Future is Now:** Tui served as the third base coach for the National League team during the SiriusXM All-Star Futures Game on 7/17 at Dodger Stadium, becoming the first active Gwinnett manager ever to participate in a Futures Game (Mike Scioscia's NL lost 6-4 to AL). **In the AFL:** On 9/16, Tui was announced as the manager for the Scottsdale Scorpions of the Arizona Fall League.

**2022 TEAM AWARDS ANNOUNCED:** On 9/17, Tuiasosopo handed out Gwinnett's 2022 Team Awards. The winners included: Most Valuable Player (Pat Valaika), Most Outstanding Pitcher (Kyle Muller), Most Outstanding Relief Pitcher (Michael Tonkin), Most Competitive Player (Hernan Perez) and Fan Favorite Player (Muller).

**MULLDOZING:** Kyle Muller was named a 2022 IL All-Star by MiLB on 11/7, awarded top LH Starter. He ranked among the IL top 10 in strikeouts (1st, 159), ERA (3rd, 3.41), WHIP (5th, 1.18), GO/AO ratio (6th, 1.25), innings (7th, 134.2), BAA (T-7th, .240), and GIDP (T-10th, 12).

- **Strikeout Title:** His Gwinnett single-season record 159 strikeouts were four more than Scranton's Matt Krook (155), making him just the second Gwinnett pitcher to win a league strikeout title (Kyle Wright, 137 in 2021).
- **Pitcher of the Month:** MiLB named Muller the IL Pitcher of the Month for June. He went 2-1 with a 1.87 ERA (7 ER in 33.2 IP), 0.77 WHIP, .171 BAA, and 43 strikeouts over five starts, all quality outings. He ranked among IL leaders for June in ERA (1st), strikeouts (1st), innings (1st), WHIP (2nd), and starts (T-4th).

MOST SINGLE-SEASON STRIKEOUTS, GWN HISTORY				
Player	Season	SO	IP	IL Rank
1. Kyle Muller	2022	159	134.2	1st
T-2. Cody Martin	2014	142	156.0	3rd
Todd Redmond	2011	142	169.2	5th
Todd Redmond	2010	142	162.2	2nd
5. Kyle Wright	2021	137	137.0	1st

**PAT THE BAT:** Pat Valaika led qualified Gwinnett hitters in batting (.242), slugging (.368), OPS (.671), games (114), hits (102), total bases (155), doubles (23), and RBI (54) in 2022. His 27 multi-hit games were also tops on the club. Valaika hit six of his 10 homers over the season's first two months, batting .279 (36-for-129, 15 XBH, 20 R, 26 RBI, .824 OPS) over 34 games from 4/5-5/19.

**CAN'T TOUCH TONKIN:** Michael Tonkin ranked tied for third in the IL in saves with 16 (16-for-19, 84.2%), making him just the fifth pitcher in Gwinnett history to tally at least 15 saves in one season. He posted 37 scoreless outings over 47 games with the Stripers, going 5-2 with a 3.17 ERA (17 ER in 48.1 IP), 1.10 WHIP, .215 BAA, 13.59 SO/9.0 IP ratio (73 SO), and the 16 saves.

- **Scoreless Streaks:** Tonkin produced the two longest scoreless game streaks on the club in 2022, a 15-game streak (16.2 IP) from 6/5-7/22 and season-ending eight-game streak (8.0 IP) from 8/28-9/26.

MOST SINGLE-SEASON SAVES, GWN HISTORY				
Player	SV	OPP	PCT	Season
1. Jairo Asencio	27	37	72.9	2009
2. Jairo Asencio	26	27	96.3	2011
3. Craig Kimbrel	23	26	88.5	2010
4. Juan Jaime	18	19	94.7	2014
5. Michael Tonkin	16	19	84.2	2022

**DESHIELDS ALWAYS ON:** Delino DeShields Jr. reached base safely in 89 of 107 games (83.2%) with at least one plate appearance for the Stripers in 2022. He ranked among the IL top 12 in stolen bases (T-4th, 35-for-46, 76.1%), walks (5th, 76), and OBP (11th, .367).

- **Walk This Way:** His 76 walks are a new Gwinnett single-season record, 14 more than the previous mark held by Wes Timmons (62 BB in 2009). DeShields drew walks in 55 games (including 16 multi-walk games).
- **30-Steal Club:** DeShields is the sixth player in Gwinnett history to eclipse the 30-steal mark in a season.

MOST SINGLE-SEASON STEALS, GWN HISTORY				
Player	SB	ATT	PCT	Season
1. Luis Durango	46	62	74.2	2012
2. Matt Young	39	46	84.8	2010
3. Emilio Bonifacio	37	46	80.4	2016
4. Delino DeShields Jr.	35	46	76.1	2022
5. Mallex Smith	34	41	82.9	2015
6. Jose Constanza	30	40	75.0	2014

**MOTTER MASH:** After opening the year with Triple-A Louisville (Cincinnati Reds), Taylor Motter joined Gwinnett on 7/30 and hit .259 (38-for-147, 11 2B, 12 HR, 30 R, 36 RBI, 2 SB, 29 BB, .578 SLG, .950 OPS) over 42 games. From 7/30-9/28, he ranked among IL leaders in homers (T-3rd), RBI (5th), slugging (5th), OPS (7th), walks (T-8th), extra-base hits (T-9th, 23), and total bases (T-13th, 85).

- **Fantastic Finish:** Motter ended the year with a 15-game on-base streak, tied alongside Delino DeShields Jr. (15G from 7/31-8/19) for the longest on the club in 2022. On the streak, he batted .362 (17-for-47, 4 2B, 6 HR, 11 R, 16 RBI, 14 BB, .830 SLG, 1.322 OPS).

**PEREZ PRODUCTIVE:** Hernan Perez racked up 14 multi-hit efforts in 33 games with Gwinnett from 8/14-9/25, ranking 13th in the IL in batting in that span (.328, 42-for-128, 9 2B, 5 HR, 27 R, 22 RBI, 15 SB, .516 SLG, .901 OPS). He also ranked in the IL top 10 in steals (T-2nd), runs (T-7th), and hits (T-7th), over that same stretch.

2022 IN REVIEW



**CASTEEL CRUSHING:** Ryan Casteel led Gwinnett with 17 home runs in 2022. His final clout of the year on 9/23 at Memphis was a grand slam off RHP Thomas Parsons, the third and final slam by a Stripers hitter for the year (**Alex Dickerson** on 8/3 at CLT, **Hendrik Clementina** on 9/21 vs. MEM). Of Casteel's three career grand slams, two have come with Gwinnett (also hit one on 6/24/21 at NOR).

- **Extra, Extra:** Of Casteel's 51 hits in 2022, 27 went for extra bases (52.9%, 9 2B, 1 3B, 17 HR).

**TROPICAL STORM:** Chadwick Tromp produced arguably the hottest offensive stretch in Gwinnett history from 4/24-5/12, recording a 13-game hitting streak (4/24-5/12), 11-game RBI streak (4/28-5/12), and nine-game extra-base hit streak (5/1-5/12).

- **13-Game Hitting Streak:** Tromp batted .385 (20-for-52, 4 2B, 7 HR, 13 R, 23 RBI, .865 SLG, 1.276 OPS) during the team-best streak, ranking among the IL top 10 in RBI (1st), homers (T-1st), extra-base hits (T-1st, 11), total bases (2nd, 45), slugging (2nd), OPS (3rd), hits (T-4th), batting (5th), and runs (T-6th).
- **11-Game RBI Streak:** He tallied 23 RBI total on the streak, batting .419 (18-for-43, 4 2B, 7 HR, 12 R, 1.000 SLG, 1.447 OPS). It was the longest RBI streak in the International League since 2012 (Toledo's Brad Eldred had 12G streak from 4/15/12-5/5/12).
- **9-Game XBH Streak:** He batted .417 (15-for-36, 4 2B, 7 HR, 12 R, 21 RBI, 1.111 SLG, 1.573 OPS) on the streak, tied for the longest in the IL this season (St. Paul's Caleb Hamilton also had a 9G streak from 7/2-8/4).
- **IL Player of the Week:** Tromp was named the league's top offensive player for 5/2-5/8 after batting .471 (8-for-17) with IL highs in homers (4), RBI (12), XBH (7), SLG (1.353), and OPS (1.879) in five games.

**LONGEST RBI STREAKS (GWN HISTORY)**

Player	Streak / Dates	RBI
Chadwick Tromp	11G (4/28-5/12, 2022)	23
Adonis Garcia	8G (5/11-18, 2016)	13

**LONGEST XBH STREAKS (GWN HISTORY)**

Player	Streak / Dates	XBH
Chadwick Tromp	9G (5/1-12, 2022)	11
Adam Duvall	8G (4/5-5/2, 2019)	11
Adonis Garcia	8G (5/12-19, 2016)	9
Freddie Freeman	8G (6/27-7/4, 2010)	10

**HISTORIC PERFORMANCES:** Several Stripers players established or tied Gwinnett single-game records:

- **Albies' Five-Hit Game:** On 9/13 vs. Durham, rehabbing Braves 2B **Ozzie Albies** tied the Gwinnett record for single-game hits with five (5-for-5), capping the effort with a walk-off solo homer (off LHP Angel Perdomo) for a 5-4 win. He is the club's first player with a five-hit game since **Sean Kazmar Jr.** (8/28/19 vs. NOR) and the first to hit a walk-off homer since **Orlando Arcia** (5/16/21 vs. LOU).
- **Bannon's Eight-RBI Game:** Rylan Bannon tallied a career-high eight RBI on 8/26 at Lehigh Valley (4-for-5, 1 SF, 1 2B, 1 HR), tying Gwinnett's single-game RBI record. He is the third player in club history with an eight-RBI game, joining **Mauro Gomez** (7/25/11 at NOR) and **Austin Riley** (5/13/18 vs. NOR).
- **DeShields' Five-Run Game:** Delino DeShields Jr. became the first player in club history to score five runs in a game on 8/26 at Lehigh Valley (2-for-2). He also tied Gwinnett single-game records for walks with four (5x, first since **Andres Blanco** on 8/17/19) and steals with three (11x, first since **Danny Santana** on 8/14/18 vs. LOU).
- **Marisnick's Three-Steal Game:** Jake Marisnick had three stolen bases (3-for-3) on 9/20 at Memphis, becoming the 12th player in team history with a three-steal game.

**TURNING THREE:** 3B **Joe Dunand**, 2B **Braden Shewmake**, and 1B **Pat Valaika** combined to turn a 5-4-3 triple play in the second inning on 7/1 at Norfolk. It was the first triple play turned by a Triple-A team in 2022, and the fifth triple play in Gwinnett history (first since 6/5/21 vs. JAX, 3B **Johan Camargo** to 2B **Jason Kipnis** to 1B **Travis Snider**).

**TRIPLE-A DEBUTS:** Sixteen players made their Triple-A debuts with Gwinnett in 2022, including pitchers **Allan Winans** (4/8 at MEM), **William Woods** (4/20 at JAX), **Victor Vodnik** (5/19 vs. MEM), **Freddy Tarnok** (7/13 vs. DUR), **Tyler Ferguson** (7/14 vs. DUR), **Jared Shuster** (7/28 vs. JAX), **Darius Vines** (8/14 at NAS), **Odalvi Javier** (9/1 vs. JAX), **Dylan Dodd** (9/25 at MEM), and **Alan Rangel** (9/27 vs. LOU), and position players **Justin Dean** (4/5 at MEM), **Greyson Jenista** (4/5 at MEM), **Braden Shewmake** (4/5 at MEM), **Dawson Dimon** (7/24 at MEM), **Hendrik Clementina** (8/10 at NAS), and **Justyn-Henry Malloy** (9/20 at MEM). Of that group, Woods (4/27 vs. CHC) and Tarnok (8/17 vs. NYM) also made their Major League debuts with Atlanta this season.

- **Malloy Debuts with a Bang:** Justyn-Henry Malloy hit a solo home run (off LHP Connor Thomas) in his first career Triple-A plate appearance on 9/20 at Memphis, becoming the first Gwinnett player to homer in his debut since **Ronald Acuña Jr.** (7/13/17 at CLT).
- **Debut W's:** Six different pitchers (Winans, Tarnok, Shuster, Vines, Dodd, Rangel) made their Triple-A debuts as starting pitchers, but only **Freddy Tarnok** (6.0 IP, 2 H, 1 ER, 1 BB, 4 SO in 2-1 win vs. DUR on 7/13) and **Dylan Dodd** (6.2 IP, 5 H, 3 ER, 1 BB, 7 SO in 6-5 win at MEM on 9/25) earned wins. **Darius Vines** had a quality start in a no-decision (6.0 IP, 6 H, 3 ER, 2 BB, 4 SO in eventual 5-3 win on 8/14 at NAS).

**PROSPECTING:** Of the Atlanta Braves' season-opening Top 30 Prospects List according to MLB.com, 12 went on to play for Gwinnett in 2022: OF **Drew Waters** (3), LHP **Kyle Muller** (4), RHP **Bryce Elder** (5), SS **Braden Shewmake** (6), LHP **Tucker Davidson** (8), RHP **Freddy Tarnok** (9), LHP **Jared Shuster** (10), RHP **Victor Vodnik** (13), RHP **Darius Vines** (14), RHP **William Woods** (21), RHP **Alan Rangel** (22), and LHP **Dylan Dodd** (23). Of the Braves' Top 30 Prospects List as of 10/20, nine had played for the Stripers this year: Muller (1), Shuster (2), Shewmake (5), Tarnok (6), Vodnik (9), OF **Justyn-Henry Malloy** (11), Vines (15), Dodd (16), and Woods (25).

**INTERNATIONAL LEAGUE WEEKLY & MONTHLY AWARDS**

**Chadwick Tromp**

IL Player of the Week (5/2-8)  
.417, 3 2B, 4 HR, 12 RBI, 1.879 OPS in 5G

**Kyle Muller**

IL Pitcher of the Month (June)  
2-1, 1.87 ERA, 0.77 WHIP, .171 BAA, 43 SO in 5G

**Taylor Motter**

IL Player of the Week (9/5-11)  
.600, 2 2B, 4 HR, 7 RBI, 2.217 OPS in 5G



## TEAM HISTORY

Chadwick Tromp set a Gwinnett record with an 11-game RBI streak from April 28-May 12, 2022, batting .419 with four doubles, seven homers, 23 RBIs, and a 1.447 OPS in that span. (Photo: Bernie Connelly)

# ATLANTA CRACKERS



Following a sporadic existence from 1884-1902, the Atlanta Crackers played in the Double-A Southern Association from 1903-1961, winning a league record 18 championships in that span. The Crackers joined the International League in 1962 and won the Governors' Cup in their inaugural Triple-A season. After playing in Ponce de Leon Park from 1906-1923, Spiller Field (later renamed Ponce de Leon Park) from 1924-1964 and Atlanta-Fulton County Stadium in 1965, the Crackers moved to Richmond, VA in 1966 to make way for the Milwaukee Braves to relocate to Atlanta.

YEAR	LEAGUE	MLB AFFILIATE	MANAGER(S)	W-L	PLACE	NOTES
1903	Southern Assoc.	--	Abner Powell	59-59	4th	
1904	Southern Assoc.	--	Abner Powell	78-57	2nd	
1905	Southern Assoc.	--	Otto Jordan	71-60	3rd	
1906	Southern Assoc.	--	William A. Smith	80-56	3rd	
1907	Southern Assoc.	--	William A. Smith	78-54	1st	League Champions
1908	Southern Assoc.	--	William A. Smith	63-72	6th	
1909	Southern Assoc.	--	William A. Smith	87-49	1st	League Champions
1910	Southern Assoc.	--	Otto Jordan	75-63	3rd	
1911	Southern Assoc.	--	Otto Jordan	54-84	8th	
1912	Southern Assoc.	--	Charlie Hemphill / Charles Alperman	54-83	8th	
1913	Southern Assoc.	--	William A. Smith	81-56	1st	League Champions
1914	Southern Assoc.	--	William A. Smith	78-66	4th	
1915	Southern Assoc.	--	William A. Smith	74-79	5th	
1916	Southern Assoc.	--	Charlie Frank	70-67	5th	
1917	Southern Assoc.	--	Charlie Frank	98-56	1st	League Champions
1918	Southern Assoc.	--	Charlie Frank	18-49	8th	League susp. June 28
1919	Southern Assoc.	--	Charlie Frank	85-83	1st	League Champions
1920	Southern Assoc.	--	Dick Kauffman	85-62	3rd	
1921	Southern Assoc.	--	Charlie Frank	73-78	5th	
1922	Southern Assoc.	--	Roy Ellam / Bill Rariden / Albert Bernsen	55-97	8th	
1923	Southern Assoc.	--	Otto Miller	78-73	4th	
1924	Southern Assoc.	--	Bert Niehoff	99-54	2nd	
1925	Southern Assoc.	--	Bert Niehoff	87-67	1st	League Champions
1926	Southern Assoc.	--	Bert Niehoff	78-76	5th	
1927	Southern Assoc.	--	Bert Niehoff	70-81	5th	
1928	Southern Assoc.	--	Bert Niehoff	66-87	7th	
1929	Southern Assoc.	--	Wilbur Good	78-75	5th	
1930	Southern Assoc.	--	Johnny Dobbs	84-69	4th	
1931	Southern Assoc.	--	Johnny Dobbs	78-76	6th	
1932	Southern Assoc.	--	David Barron	62-90	7th	
1933	Southern Assoc.	--	Charley Moore / Wilbert Robinson	62-86	7th	
1934	Southern Assoc.	--	Spencer Abbott / Eddie Moore	77-74	4th	
1935	Southern Assoc.	--	Eddie Moore	91-60	1st	League Champions
1936	Southern Assoc.	--	Eddie Moore	94-59	1st	League Champions
1937	Southern Assoc.	--	Eddie Moore	84-66	T-3rd	
1938	Southern Assoc.	--	Paul Richards	91-62	1st	League Champions
1939	Southern Assoc.	--	Paul Richards	83-67	4th	
1940	Southern Assoc.	--	Paul Richards	93-58	2nd	
1941	Southern Assoc.	--	Paul Richards	99-55	1st	League Champions
1942	Southern Assoc.	--	Paul Richards	76-78	5th	
1943	Southern Assoc.	--	Al Leitz / Harry Hughes	60-79	7th	
1944	Southern Assoc.	--	Kiki Cuyler	86-53	1st	League Champions
1945	Southern Assoc.	--	Kiki Cuyler	94-46	1st	League Champions
1946	Southern Assoc.	--	Kiki Cuyler	96-58	1st	League Champions
1947	Southern Assoc.	--	Kiki Cuyler	73-78	5th	
1948	Southern Assoc.	--	Kiki Cuyler	69-85	6th	
1949	Southern Assoc.	--	Cliff Dapper	71-82	5th	
1950	Southern Assoc.	Boston Braves	Dixie Walker	92-59	1st	League Champions
1951	Southern Assoc.	Boston Braves	Dixie Walker / Whit Wyatt	76-78	6th	
1952	Southern Assoc.	Boston Braves	Dixie Walker	82-72	2nd	
1953	Southern Assoc.	Milwaukee Braves	Gene Mauch	84-70	3rd	
1954	Southern Assoc.	Milwaukee Braves	Whit Wyatt	94-60	1st	League Champions
1955	Southern Assoc.	Milwaukee Braves	George McQuinn / Mary Rackley / Clyde King	70-84	7th	
1956	Southern Assoc.	Milwaukee Braves	Clyde King	89-65	1st	League Champions
1957	Southern Assoc.	Milwaukee Braves	Buddy Bates	87-67	1st	League Champions
1958	Southern Assoc.	Milwaukee Braves	Buddy Bates	84-70	3rd	
1959	Southern Assoc.	Milwaukee Braves	Buddy Bates / Bob Montag	56-96	8th	
1960	Southern Assoc.	L.A. Dodgers	Rube Walker	87-67	1st	League Champions
1961	Southern Assoc.	L.A. Dodgers	Rube Walker	77-74	4th	
1962	International	St. Louis Cardinals	Joe Schultz	83-71	3rd	League Champions
1963	International	St. Louis Cardinals	Harry Walker	85-68	2nd	
1964	International	Minnesota Twins	Jack McKeon / Pete Appleton	55-93	8th	
1965	International	Milwaukee Braves	Bill Adair	83-64	2nd	

# RICHMOND BRAVES



When the Milwaukee Braves became the Atlanta Braves in 1966, the team moved their Triple-A affiliate from Atlanta to Richmond, VA. The Richmond Braves, also known as the "R-Braves," initially played at Parker Field, the former home of the International League's Richmond Virginians (who relocated to Toledo, OH and became the Toledo Mud Hens in 1965). After playing 19 seasons at Parker Field (1966-1984), the R-Braves moved into The Diamond in 1985 and played 24 seasons there through 2008. Following 43 years in Richmond and five Governors' Cup championships (1978, 1986, 1989, 1994, and 2007), the R-Braves moved to Gwinnett County prior to the 2009 season.

YEAR	MANAGER(S)	W-L	PCT	GA/GB	PLACE	PLAYOFFS
1966	Bill Adair	75-72	.510	8.0 GB	4th	Lost League Finals
1967	Luman Harris	81-60	.574	1.0 GA	1st	Lost in 1st Round
1968	Eddie Haas	59-87	.404	23.5 GB	8th	
1969	Mickey Vernon	56-83	.403	22.0 GB	8th	
1970	Mickey Vernon	73-67	.521	11.0 GB	5th	
1971	Clyde King	69-71	.493	17.0 GB	6th	
1972	Clyde King	65-78	.455	15.5 GB	6th	
1973	Bobby Hofman / Clint Courtney	53-93	.363	32.5 GB	8th	
1974	Clint Courtney	75-65	.536	11.0 GB	3rd	Lost in 1st Round
1975	Clint Courtney / Bob Lemon	62-75	.453	22.0 GB	6th	
1976	Jack McKeon	69-71	.493	20.0 GB	4th	Lost League Finals
1977	Tommie Aaron	71-69	.507	9.0 GB	4th	Lost in 1st Round
1978	Tommie Aaron	71-68	.511	13.5 GB	4th	League Champions
1979	Tom Burgess	76-64	.543	9.5 GB	3rd	Lost in 1st Round
1980	Fred Hatfield	69-71	.493	14.0 GB	4th	Lost in 1st Round
1981	Eddie Haas	83-56	.597	5.0 GB	2nd	Lost League Finals
1982	Eddie Haas	82-57	.590	3.5 GA	1st	Lost in 1st Round
1983	Eddie Haas	80-59	.576	2.5 GB	2nd	Lost League Finals
1984	Eddie Haas / Bobby Dews	66-73	.475	16.0 GB	6th	
1985	Roy Majtyka	75-65	.536	5.5 GB	5th	
1986	Roy Majtyka	80-60	.571	4.0 GA	1st	League Champions
1987	Roy Majtyka	56-83	.403	24.5 GB	8th	
1988	Jim Beauchamp	66-75	.468	11.0 GB	2nd in East	
1989	Jim Beauchamp	81-65	.555	4.0 GA	1st in West	League Champions
1990	Jim Beauchamp	71-74	.490	15.5 GB	3rd in West	
1991	Phil Niekro	65-79	.451	20.0 GB	4th in West	
1992	Chris Chambliss	73-71	.507	22.0 GB	2nd in West	Lost in 1st Round
1993	Grady Little	80-62	.563	6.5 GB	2nd in West	Lost in 1st Round
1994	Grady Little	80-61	.567	3.5 GA	1st in West	League Champions
1995	Grady Little	75-66	.532	10.5 GB	2nd in West	Lost in 1st Round
1996	Bill Dancy	62-79	.440	22.5 GB	4th in West	
1997	Bill Dancy	70-72	.493	9.0 GB	4th in West	
1998	Jeff Cox	64-80	.444	16.0 GB	4th in South	
1999	Randy Ingle	64-78	.451	18.5 GB	4th in South	
2000	Randy Ingle	51-92	.357	30.0 GB	4th in South	
2001	Carlos Tosca	68-76	.472	18.0 GB	3rd in South	
2002	Fredi Gonzalez	75-67	.528	4.0 GB	2nd in South	
2003	Pat Kelly	64-79	.448	10.5 GB	4th in South	
2004	Pat Kelly	79-62	.560	3.5 GA	1st in South	Lost League Finals
2005	Pat Kelly	56-88	.389	23.0 GB	4th in South	
2006	Brian Snitker	57-86	.399	23.0 GB	4th in South	
2007	Dave Brundage	77-64	.546	2.0 GB	2nd in South	League Champions
2008	Dave Brundage	63-78	.447	9.5 GB	4th in South	
<b>RICHMOND BRAVES TOTALS:</b>		<b>2,987-3,101</b>	<b>.491</b>			

HISTORY

## POSTSEASON RESULTS

YEAR	RESULT	YEAR	RESULT
1966	Def. Rochester 3-1, Lost to Toronto 1-4	1986	Def. Tidewater 3-0, Def. Rochester 3-2 <b>Governors' Cup Champions</b>
1967	Lost to Toledo 2-3		
1974	Lost to Syracuse 1-4	1989	Def. Syracuse 3-1 <b>Governors' Cup Champions</b> Lost Triple-A Classic to Indianapolis
1976	Def. Rochester 3-1, Lost to Syracuse 1-3		
1977	Lost to Pawtucket 3-1	1992	Lost to Columbus 0-3
1978	Def. Charleston 3-1, Def. Pawtucket 4-3 <b>Governors' Cup Champions</b>	1993	Lost to Charlotte 1-3
1979	Lost to Syracuse 2-3	1994	Def. Charlotte 3-1, Def. Syracuse 3-0 <b>Governors' Cup Champions</b>
1980	Lost to Columbus 2-3	1995	Lost to Norfolk 2-3
1981	Def. Tidewater 3-2, Lost to Columbus 1-2	2004	Def. Columbus 3-2, Lost to Buffalo 1-3
1982	Lost to Rochester 0-3	2007	Def. Scranton/WB 3-1, Def. Durham 3-2 <b>Governors' Cup Champions</b> Lost Triple-A National Championship to Sacramento
1983	Def. Charleston 3-0, Lost to Tidewater 1-3		



# GWINNETT BRAVES / STRIPERS



**2009-17**



**2018-CURRENT**

Gwinnett County began hosting the Atlanta Braves' Triple-A affiliate in 2009 with the inaugural season of the Gwinnett Braves at the brand-new Gwinnett Stadium (renamed Coolray Field in 2010). The "G-Braves" were instantly successful in the International League, capturing the Wild Card and a playoff berth with an 81-63 record in 2009. An IL South Division title followed in 2016, and that fall the G-Braves advanced to the Governors' Cup Finals for the first time in history.

In 2018, after nine seasons under the "Braves" moniker, Gwinnett rebranded to become the "Stripers." The Gwinnett Stripers, the first Braves-owned MiLB team to have a unique identity, won the IL South again in 2019.

In 2021, the Stripers agreed to a 10-year extension to remain Atlanta's Triple-A affiliate and moved into the newly-created Triple-A East, a 20-team league made up of the 14 former International League teams and six teams from other circuits. The Triple-A East adopted the International League name in 2022.

YEAR	MANAGER(S)	W-L	PCT.	GA/GB	PLACE	PLAYOFFS
2009	Dave Brundage	81-63	.562	2.0 GB	2nd in South	Lost Semifinals
2010	Dave Brundage	72-71	.503	16.0 GB	2nd in South	
2011	Dave Brundage	78-65	.545	2.5 GB	2nd in South	
2012	Dave Brundage	62-82	.431	21.0 GB	4th in South	
2013	Randy Ready	60-84	.417	27.0 GB	4th in South	
2014	Brian Snitker	65-77	.458	9.0 GB	2nd in South	
2015	Brian Snitker	77-67	.535	1.0 GB	2nd in South	
2016	Brian Snitker / Rick Albert / John Moses	65-78	.455	0.5 GA	1st in South	Lost League Finals
2017	Damon Berryhill	71-71	.500	15.0 GB	2nd in South	
2018	Damon Berryhill	70-69	.504	9.0 GB	2nd in South	
2019	Damon Berryhill	80-59	.576	5.0 GA	1st in South	Lost Semifinals
2020		MiLB Season Cancelled				
2021	Matt Tuiasosopo	71-58	.550	14.5 GB	3rd in Southeast	
2022	Matt Tuiasosopo	69-79	.466	21.5 GB	8th in West	
<b>GWINNETT BRAVES / STRIPERS TOTALS:</b>		<b>921-923</b>	<b>.499</b>			

## POSTSEASON RESULTS

2009	Lost to Scranton/WB 1-3
2016	Def. Columbus 3-1, Lost to Scranton/WB 1-3
2019	Lost to Columbus 1-3

## FRANCHISE TRIPLE-A HISTORY

International League.....	Atlanta Crackers (1962-1965) Richmond Braves (1966-2008) Gwinnett Stripers (2009-2020, 2022-Current)
Triple-A East.....	Gwinnett Stripers (2021)



# THE FIRST TIME IT HAPPENED...

RICHMOND FIRSTS	GWINNETT FIRSTS
First Game, Loss (Rochester 3, Richmond 2)	First Game, Win (Gwinnett 9, Charlotte 1)
First Win at Parker Field (Richmond 4, Toronto 1)	First Loss (Charlotte 5, Gwinnett 3 — 7 innings)
First Starting Pitcher Dick Kelley (4/22/66)	First Starting Pitcher Tommy Hanson (4/9/09)
First Relief Pitcher Jay Ritchie (4/22/66)	First Relief Pitcher Kris Medlen (4/9/09)
First Winning Pitcher Larry Maxie (4/29/66)	First Winning Pitcher Kris Medlen (4/9/09)
First Batter Amado Samuel (4/22/66)	First Strikeout (P) Tommy Hanson (1st inning, 4/9/09)
First Run Billy Southworth (7th inning HR, 4/22/66)	First Batter Gregor Blanco (4/9/09)
First Hit Ethan Blackaby (1st inning single, 4/22/66)	First Baserunner Brandon Jones (1st inning BB, 4/9/09)
First Double Ethan Blackaby (4/22/66)	First Run Reid Gorecki (3rd inning, 4/9/09)
First Triple Jim Beauchamp (5/6/66)	First Hit Barbaro Canizares (1st inning, 4/9/09)
First HR Billy Southworth (4/22/66)	First Stolen Base Reid Gorecki (3rd inning, 4/9/09)
First RBI Billy Southworth (4/22/66)	First HR Barbaro Canizares (3rd inning, 4/9/09)
	First RBI Brandon Jones (3rd inning, 4/9/09)

# THE LAST TIME IT HAPPENED...

## INDIVIDUAL, SINGLE GAME

Had 6 hits in one game.....	Bill McCarthy, 5/14/05 at Louisville
Hit for the cycle.....	Tony Tarasco, 8/21/93 at Charlotte
Hit 3 home runs in one game.....	Alex Jackson, 5/27/21 vs. Memphis
Opponent hit 3 home runs in one game.....	Lars Nootbaar (Memphis), 5/22/22
Opponent hit 4 home runs in one game.....	Bubba Trammell (Toledo), 8/9/97
Hit a grand slam at home.....	Hendrik Clementina, 8/21/22 vs. Memphis
Hit a grand slam on the road.....	Ryan Casteel, 9/23/22 at Memphis
Hit a pinch-hit home run at home.....	Phillip Ervin, 9/3/21 vs. Memphis
Hit a pinch-hit home run on the road.....	Travis Snider, 8/21/21 at Louisville
Hit a postseason home run.....	Jack Lopez, 9/7/19 at Columbus
Hit home runs from both sides of the plate in one game.....	Drew Waters, 5/18/21 at Nashville
Hit an "inside-the-park" home run.....	Lane Adams, 4/9/17 vs. Durham
Hit a "walk-off" home run.....	Ozzie Albies, 9/13/22 vs. Durham
Pitcher hit a home run.....	Tim Gustafson, 5/24/10 at Indianapolis
Hit 3 doubles in one game.....	Alex Jackson, 7/17/21 at Charlotte
Hit 2 triples in one game.....	Ryan LaMarre, 6/21/19 vs. Syracuse
Had 8 RBI in one game.....	Rylan Bannon, 8/26/22 at Lehigh Valley
Had 10 RBI in one game.....	Randall Simon, 6/27/98 at Charlotte
Had 4 stolen bases in one game.....	Gregor Blanco, 5/26/07 at Norfolk
Pitched a 9-inning no-hitter at home.....	Mickey Mahler, 6/1/77 vs. Toledo
Pitched a 9-inning no-hitter on the road (solo).....	Todd Redmond, 5/28/10 at Louisville
Pitched a 9-inning no-hitter on the road (combined).....	Rob Wooten/Matt Marksberry/Jose Ramirez, 6/30/16 at Louisville
Pitched a perfect game.....	Pete Smith, 5/3/92 at Rochester (7 innings)
Had 12-or-more strikeouts in one game.....	Bryse Wilson (13 SO), 8/15/18 vs. Louisville

## INDIVIDUAL, SEASON

Hit .340 with at least 400 plate appearances.....	Phil Gosselin (.344), 2014
Hit 35 home runs.....	Hal Breeden (37), 1970
Hit 30 home runs.....	Adam Duvall (32), 2019
Had 100 RBI.....	Randall Simon (102), 1997
Scored 100 runs.....	Ryan Langerhans (103), 2004
Had 150 hits.....	Ernesto Mejia (152), 2012
Had 35 doubles.....	Ernesto Mejia (35), 2013
Had 10 triples.....	Pete Orr (10), 2004
Drew 70 bases on balls.....	Delino DeShields Jr. (76), 2022
Struck out 150 times.....	Carlos Franco (153), 2018
Stole 30 bases.....	Delino DeShields Jr. (35), 2022
Won 15 games.....	Julio Teheran (15), 2011
Won 12 games.....	Andrew Albers (12), 2017
Lost 12 games.....	Daniel Rodriguez (13), 2014
Had 3 shutouts.....	Brad Woodall (3), 1994
Had 5 complete games.....	Brad Woodall (5), 1996
Had 20 saves.....	Jairo Asencio (26), 2011
Struck out 160 batters.....	Andy Pratt (161), 2003
Struck out 150 batters.....	Kyle Muller (159), 2022
Allowed 50 bases on balls.....	Aaron Blair (56), 2017
Allowed 150 hits.....	Cody Martin (151), 2014
Pitched 180.0 innings.....	Brad Woodall (185.2), 1994
Pitched 160.0 innings.....	Omar Poveda (164.0), 2013
Had below a 1.50 ERA (at least 50.0 IP).....	Touki Toussaint (1.43 ERA, 50.1 IP), 2018
Had below a 1.00 WHIP (at least 50.0 IP).....	Ryan Weber (0.94 WHIP, 73.1 IP), 2015

## TEAM, SINGLE GAME

Scored 20 runs in one game.....	5/13/83 vs. Pawtucket (20 runs)
Allowed 20 runs in one game.....	7/13/12 at Louisville (22 runs)
Scored 10 runs in one inning.....	4/17/11 at Durham (6th inning)
Allowed 10 runs in one inning.....	4/9/13 at Durham (1st inning)
Had 25 hits in one game.....	5/13/83 vs. Pawtucket
No-hit by an opponent.....	7/5/19-G1 vs. Durham (3 Pitchers, 7.0 IP)
Hit 8 doubles in one game.....	4/8/14 at Norfolk
Hit 3 triples in one game.....	8/20/16 vs. Rochester
Hit 6 home runs in one game.....	5/24/19 vs. Norfolk
Hit 2 grand slams in one game.....	6/26/99 at Norfolk
Stole 7 bases in one game.....	4/23/08 at Norfolk
Stole 5 bases in one inning.....	4/22/83 at Columbus (1st inning)
Drew 15 bases on balls in one game.....	6/3/87 at Maine
Allowed 15 bases on balls in one game.....	5/6/05 vs. Durham
Struck out 19 times in one game.....	8/13/22 at Nashville (10 innings)
Struck out 20 opposing batters in one game.....	at Toledo, 6/10/11 (21 SO in 14 innings)
Turned a triple play.....	7/1/22 at Norfolk
Grounded into a triple play.....	7/30/21 at Memphis

# SINGLE-GAME, INDIVIDUAL RICH/GWN RECORDS (1966-2022)

TEAM OFFENSE	TOTAL	DATE
Most Runs, Game	20	May 13, 1983 vs. Pawtucket
Most Runs, Inning	11	May 21, 1997 at Charlotte (5th inning)
Most Hits, Game	25	May 13, 1983 vs. Pawtucket
Most Home Runs, Game	6	July 11, 1983 at Rochester June 27, 1998 at Charlotte June 25, 2004 at Pawtucket August 28, 2011 vs. Norfolk May 24, 2019 vs. Norfolk
Most Stolen Bases, Game	8	April 23, 2008 at Norfolk
Most Stolen Bases, Inning	5	April 22, 1983 at Columbus (1st inning)
Most Bases on Balls, Game	15	June 3, 1987 at Maine
Most Strikeouts, Game	19	June 6, 2003 at Louisville August 13, 2022 at Nashville (10 innings)

TEAM DEFENSE	TOTAL	DATE
Most Errors, Game	7	May 1, 1998 at Durham
Most Double Plays, Game	8	August 7, 1989 vs. Toledo (G1, 21 innings)

INDIVIDUAL BATTING	TOTAL	PLAYER/ DATE
Most Hits, Game	6	Jeff Geach vs. Memphis, August 26, 1976 Bill McCarthy at Louisville, May 14, 2005
Most Home Runs, Game	3	Miguel Sosa at Pawtucket, May 9, 1985 Randall Simon at Charlotte, June 27, 1998 Scott Thorman at Charlotte, July 30, 2005 Derrick Mitchell at Lehigh Valley, May 9, 2014 Austin Riley vs. Norfolk, May 13, 2018 Orlando Arcia at Charlotte, May 9, 2021 Alex Jackson vs. Memphis, May 27, 2021
Most RBI, Game	10	Randall Simon at Charlotte, June 27, 1998
Longest Hit Streak, Games	27	Josh Anderson, July 25-August 22, 2008
Longest Home Run Streak, Games	7	Brook Jacoby, August 2-8, 1983 ( <b>tied IL record</b> )
Hit for Cycle, Season	1	Reggie Sanders at Syracuse, June 9, 1976 Albert Hall at Syracuse, May 3, 1982 Gerald Perry vs. Tidewater, May 12, 1982 Tommy Dunbar vs. Syracuse, August 1, 1988 Ron Gant at Rochester, July 29, 1989 Tony Tarasco at Charlotte, August 21, 1993

INDIVIDUAL PITCHING	TOTAL	PLAYER/DATE
Most Strikeouts, Game	18	Ed Rakow vs. Toronto, June 14, 1967
Most Consecutive Victories, Season	10	Tony Brizzolara, 1981
Most Consecutive Losses, Season	9	Conrad Noessel, 1968 John Ennis, 2003
No-Hitters (9 innings), Season	1	Mickey Mahler vs. Toledo, June 1, 1977 Charlie Puleo, Steve Ziem at Oklahoma City, June 27, 1989 Todd Redmond at Louisville, May 28, 2010 Wooten, Marksberry, J. Ramirez at Louisville, June 30, 2016
Perfect Games, Season	1	Pete Smith at Rochester, May 3, 1992 (G2, 7 innings)

MISCELLANEOUS	TOTAL	OPPONENT/DATE
Largest Single-Game Home Crowd	15,864	Exhibition vs. Atlanta at Parker Field, April 28, 1983
Largest Regular-Season Home Crowd	15,184	Vs. Columbus at Parker Field, September 2, 1967
Longest Game, Innings	22 Innings	5-4 loss vs. Syracuse, August 24, 1966 12-6 win at Syracuse, July 30, 1980
Largest Margin of Victory	20 Runs	20-0 win vs. Pawtucket, May 13, 1983
Largest Margin of Defeat	21 Runs	22-1 loss at Louisville, July 13, 2012
Longest Winning Streak	11 Games	June 19-30, 1967 June 30-July 10, 1992
Longest Losing Streak	15 Games	June 16-30, 2012

# GWINNETT SINGLE-GAME TEAM RECORDS (2009-2022)

TEAM OFFENSE	TOTAL	DATE
Most Runs, Game	19	April 11, 2009 at Charlotte May 7, 2021 at Charlotte
Most Hits, Game	23	August 19, 2012 at Durham
Most Runs, Inning	10	6th inning, April 17, 2011 at Durham
Fewest Hits, Game	0	April 28, 2010 vs. Norfolk May 25, 2018 vs. Columbus (8 innings) July 5, 2019 vs. Durham (G1 of DH, 7 innings)
Most Doubles, Game	8	May 2, 2010 vs. Pawtucket April 8, 2014 at Norfolk
Most Triples, Game	3	June 1, 2013 at Lehigh Valley July 2, 2015 at Charlotte August 20, 2016 vs. Rochester
Most Home Runs, Game	6	August 28, 2011 vs. Norfolk May 24, 2019 vs. Norfolk
Most Home Runs, Inning	3	4th inning, August 12, 2012 vs. Louisville 3rd inning, June 25, 2014 vs. Toledo 2nd inning, July 1, 2019 at Norfolk 6th inning, May 8, 2021 at Charlotte
Most Extra-Base Hits, Game	10	August 2, 2019 vs. Charlotte
Most Stolen Bases, Game	5	April 27, 2010 vs. Norfolk August 26, 2022 at Lehigh Valley September 28, 2022 vs. Louisville
Most Bases-On-Balls, Game	12	May 7, 2021 at Charlotte July 15, 2021 at Charlotte
Most Strikeouts, Game	19	August 13, 2022 at Nashville (10 innings)
Longest Scoring Drought	29.2 Innings	April 15-20, 2022
TEAM PITCHING	TOTAL	DATE
Most Runs Allowed, Game	22	July 13, 2012 at Louisville
Most Runs Allowed, Inning	10	1st inning, April 9, 2013 at Durham
Most Hits Allowed, Game	23	July 13, 2012 at Louisville
Fewest Hits Allowed, Game	0	May 28, 2010 at Louisville June 30, 2016 at Louisville
Most Home Runs Allowed, Game	6	July 18, 2021 at Charlotte
Most Strikeouts, Game	21	June 10, 2011 at Toledo (14 innings)
Most Walks Allowed, Game	11	July 25, 2012 vs. Durham April 10, 2016 at Norfolk June 4, 2016 at Durham (10 innings) June 21, 2016 vs. Indianapolis (12 innings)
Most Wild Pitches, Game	5	April 22, 2018 at Pawtucket July 26, 2018 at Lehigh Valley
Most Hit Batsmen, Game	4	April 11, 2013 at Charlotte (10 innings) May 9, 2019 vs. Buffalo June 21, 2019 vs. Syracuse
Consecutive Scoreless Innings:	28.0 Innings	June 9-13, 2017
TEAM DEFENSE	TOTAL	DATE
Most Errors, Game	5	June 6, 2009 vs. Columbus August 17, 2010 vs. Norfolk
Most Double Plays, Game	6	April 22, 2013 vs. Charlotte
Most Triple Plays, Game	1	August 25, 2010 vs. Charlotte August 7, 2015 vs. Buffalo May 28, 2019 at Toledo June 5, 2021 vs. Jacksonville July 1, 2022 at Norfolk
Most Stolen Bases Allowed, Game	5	August 12, 2011 vs. Pawtucket August 13, 2022 at Nashville August 17, 2022 vs. Memphis August 19, 2022 vs. Memphis
Most Caught Stealing, Game	3	June 10, 2013 vs. Columbus
TEAM MISCELLANEOUS	TOTAL	DATE
Longest Winning Streak	8 Games	May 10-18, 2019
Longest Losing Streak	15 Games	June 16-30, 2012
Largest Margin of Victory	18 Runs	May 7, 2021 at Charlotte (19-1)
Largest Margin of Defeat	21 Runs	July 13, 2012 at Louisville (22-1)
Largest Comeback Win	8 Runs	April 11, 2012 at Norfolk (14-12) May 28, 2012 vs. Lehigh Valley (9-8) July 18, 2021 at Charlotte (13-12)
Longest Game, Time	5:04	August 29, 2009 at Durham (14 innings)
Longest Game, Time (9 Innings)	4:15	July 24, 2012 vs. Durham
Longest Game, Innings	15 Innings	May 17, 2010 vs. Lehigh Valley May 12, 2011 at Pawtucket April 28, 2016 at Toledo
Shortest Game, Time (9 Innings)	1:55	July 27, 2011 at Durham
Largest Crowd	17,600	July 23, 2016 at Buffalo

# GWINNETT INDIVIDUAL RECORDS (2009-2022)

SINGLE-GAME		
INDIVIDUAL BATTING	TOTAL	PLAYER/DATE
Most Hits, Game	5	9x, last: Ozzie Albies, 9/13/22 vs. Durham
Most Doubles, Game	3	8x, last: Alex Jackson, 7/17/21 at Charlotte
Most Triples, Game	2	5x, last: Ryan LaMarre, 6/21/19 vs. Syracuse
Most Home Runs, Game	3	4x, last: Alex Jackson, 5/27/21 vs. Memphis
Most Extra-Base Hits, Game	4	2x, last: Ernesto Mejia, 6/1/13 at Lehigh Valley
Most Runs Scored, Game	5	Delino DeShields Jr., 8/26/22 at Lehigh Valley
Most RBI, Game	8	3x, last: Rylan Bannon, 8/26/22 at Lehigh Valley
Most Stolen Bases, Game	3	12x, last: Jake Marisnick, 9/20/22 at Memphis
Most Caught Stealing, Game	2	4x, last: Jose Peraza, 7/12/15 at Durham
Most Walks, Game	4	5x, last: Delino DeShields Jr., 8/26/22 at Lehigh Valley
Most Strikeouts, Game	5	2x, last: Ryan Goins, 5/9/21 at Charlotte
Most Hit-By-Pitch, Game	3	Alex Jackson, 7/18/19 vs. Lehigh Valley
Longest Hitting Streak	22 Games	Jose Constanza, 6/22/12 to 7/19/12
Longest On-Base Streak	48 Games	Wes Timmons, 5/27/09 to 8/16/09
Longest Home Run Streak	5 Games	2x, last: Adam Duvall, 4/25/19 to 4/29/19
Longest RBI Streak	11 Games	Chadwick Tromp, 4/28/22 to 5/12/22
Longest Extra-Base Hit Streak	9 Games	Chadwick Tromp, 5/1/22 to 5/12/22
Longest Multi-Hit Streak	7 Games	Tyler Pastornicky, 4/10/13 to 4/16/13
INDIVIDUAL PITCHING	TOTAL	PLAYER/DATE
Most Innings, Game (Starter)	9.0	10x, last: Kyle Wright, 9/19/21 vs. Nashville
Most Innings, Game (Reliever)	7.0	3x, last: Casey Kelly, 5/16/16 vs. Durham
Most Strikeouts, Game (Starter)	13	Bryse Wilson, 8/15/18 vs. Louisville
Most Strikeouts, Game (Reliever)	11	Lucas Sims, 7/17/17 vs. Lehigh Valley
Most Walks, Game (Starter)	7	3x, last: Tyrell Jenkins, 8/31/16 vs. Norfolk
Most Walks, Game (Reliever)	6	Lucas Sims, 6/5/16 at Durham
Most Earned Runs, Game (Starter)	10	2x, last: Chien-Ming Wang, 6/3/15-G1 at Norfolk
Most Earned Runs, Game (Reliever)	8	3x, last: Lucas Sims, 6/5/16 at Durham
Most Hits Allowed, Game (Starter)	13	Yohan Flande, 5/18/13 vs. Louisville
Most Hits Allowed, Game (Reliever)	12	Yohan Flande, 7/23/11 at Norfolk
Least Runs Allowed, 9.0 IP CG	0	8x, last: Kyle Wright, 9/19/21 vs. Nashville
Least Hits Allowed, 9.0 IP CG	0	Todd Redmond, 5/28/10 at Louisville
Most HR Allowed, Game (Starter)	4	2x, last: Lucas Sims, 6/16/17 at Columbus
Most HR Allowed, Game (Reliever)	4	Steven Shell, 8/20/11 at Charlotte
Most Consecutive Starts with a Win	7 Starts	Bryse Wilson, 7-0 from 7/21/19 to 5/6/21
Most Consecutive Starts with a Loss	5 Starts	Daniel Rodriguez, 0-5 from 5/20/14 to 6/15/14
Consecutive Scoreless IP (Starter)	24.0 IP	Julio Teheran, 6/4/11 to 6/20/11
Consecutive Scoreless IP (Overall)	25.1 IP	Stephen Marek, 6/6/10 to 8/2/10
Longest Saves Streak	21 Saves	Jairo Asencio, 9/6/09 to 8/8/11

## SINGLE-SEASON - HITTING

	TOTAL	PLAYER/YEAR
Runs Scored	88	Matt Young, 2010
Hits	154	Mauro Gomez, 2011
Doubles	35	Freddie Freeman, 2010 Ernesto Mejia, 2013
Triples	8	Ozzie Albies, 2017 Ryan LaMarre, 2019
Home Runs	32	Adam Duvall, 2019
Total Bases	264	Mauro Gomez, 2011
RBI	93	Adam Duvall, 2019
Stolen Bases	46	Luis Durango, 2012
Walks	76	Delino DeShields Jr, 2022
Strikeouts	159	Xavier Avery, 2017
Hit-By-Pitch	18	Alex Jackson, 2019
Hits with RISP	47	Barbaro Canizares, '09, '10
Batting Average*	.344	Phil Gosselin, 2014
On-Base Pct.*	.416	Wes Timmons, 2009
Slugging Pct*	.602	Adam Duvall, 2019
OPS*	.966	Adam Duvall, 2019

\*Qualifying

## SINGLE-SEASON - PITCHING

	TOTAL	PLAYER/YEAR
Wins	15	Julio Teheran, 2011
Losses	13	Daniel Rodriguez, 2014
Innings Pitched	169.2	Todd Redmond, 2011
Appearances	58	Jairo Asencio, 2009
Strikeouts	159	Kyle Muller, 2022
Complete Games	2	Todd Redmond, 2011 Chris Ellis, 2016 Williams Perez, 2016 Aaron Blair, 2017 Matt Wisler, 2018 Kyle Wright, 2021
CG Shutouts	2	Kyle Wright, 2021
Saves	27	Jairo Asencio, 2009
Holds	10	Juan Perez, 2009 David Carpenter, 2015
Quality Starts	19	Todd Redmond, 2011
Lowest ERA*	2.55	Julio Teheran, 2011
Lowest WHIP*	1.14	Lucas Sims, 2017
Lowest BAA*	.224	Lucas Sims, 2017

\*Qualifying

# SINGLE-SEASON HIGHS & LOWS: TEAM (1966-2022)

OFFENSE	HIGH	YEAR	LOW	YEAR
Batting Average	.284	1982	.231	1973
Games	148	2022	129	2021
At-Bats	4,862	1991	4,211	2021
Runs	809	1983	489	1975
Hits	1,335	1993	1,023	1973
Total Bases	2,173	2019	1,443	1973
Doubles	266	1997	143	1973
Triples	55	2003	15	2021
Home Runs	200	2019	50	2015
Runs Batted In	745	1983	455	1972
Sacrifice Hits	83	1976	6	2022
Sacrifice Flies	54	2022	17	1973
Hit By Pitch	91	2019	17	1967
Walks	653	1982	311	2001
Intentional Walks	59	1970	4	2022
Strikeouts	1,272	2022	618	1969
Stolen Bases	195	1986	31	1968
Caught Stealing	86	1980	17	1972
Stolen Base Percentage	.822 (125-for-152)	1966	.519 (54-for-104)	1977
PITCHING	HIGH	YEAR	LOW	YEAR
Earned Run Average	5.08	2000	3.01	1967
Complete Games	53	1967	0	2019
Shutouts	19	1967	1	1999, 2004
Saves	50	1989	17	1969
Innings Pitched	1,277.2	1966, 2022	1,112.0	2021
Hits Allowed	1,390	2000	950	2021
Runs Allowed	782	2000	475	1967
Earned Runs Allowed	701	2000	410	1967
Home Runs Allowed	160	2022	60	1989
Hit Batters	72	2019	17	1984
Walks	641	1976	354	1967
Strikeouts	1,421	2022	662	1980
Wild Pitches	98	1979, 2018	34	1978
Balks	38	1988	1	1974
DEFENSE	HIGH	YEAR	LOW	YEAR
Put Outs	3,835	2022	3,336	2021
Assists	1,593	1980	1,161	2021
Errors	184	1968	80	2021
Passed Balls	25	1993	4	1978
Double Plays	161	1991	105	2022
Fielding Percentage	.983	2021	.965	1969
TEAM	HIGH	YEAR	LOW	YEAR
Wins	83	1981	53	1973
Losses	93	1973	56	1981
Wins over One Club	19 vs. PAW	1985	0 vs. PAW 0 vs. COL	2006 2016
Losses to One Club	18 vs. NAS	2021	0 vs. BUF	2016



# SINGLE-SEASON BATTING LEADERS (1966-2022)

BATTING AVERAGE (Qualifying)				TRIPLES			
1.	Ralph Garr	1970	.386	1.	Albert Hall	1982	15
2.	Brett Butler	1981	.355	2.	Wilson Betemit	2003	13
3.	Phil Gosselin	2014	.344	3.	Chipper Jones	1993	12
4.	Barbaro Canizares	2010	.341	4.	Ed Miller	1979	11
5.	Brad Komminsk	1983	.334		Albert Hall	1983	11
6.	Tommy Gregg	1997	.332		Greg Tubbs	1989	11
7.	Tony Tarasco	1993	.330	7.	Brad Tyler	1997	10
8.	Ralph Garr	1969	.329		Pete Orr	2004	10
9.	Junior Moore	1976	.329	9.	Four players tied		9
10.	Johnny Estrada	2003	.328				
AT BATS				HOME RUNS			
1.	Wes Helms	2000	539	1.	Hal Breeden	1970	37
2.	Chipper Jones	1993	536	2.	Dave Nicholson	1968	34
3.	Albert Hall	1982	528	3.	Adam Duvall	2019	32
4.	Chuck Harrison	1968	522	4.	Jerry Keller	1982	28
5.	Albert Hall	1983	521		Ernesto Mejia	2013	28
	Luis Lopez	1994	521		Alex Jackson	2019	28
7.	Jose Munoz	1995	520	7.	Mike Hessman	2002	26
8.	Randall Simon	1997	519	8.	Jim Beauchamp	1966	25
9.	Mark Lemke	1989	518		Jim Beauchamp	1967	25
10.	Ed Miller	1979	517		Chuck Harrison	1968	25
					Hank Small	1978	25
					Brook Jacoby	1983	25
					Stefan Gartrell	2011	25
RUNS				RUNS BATTED IN			
1.	Albert Hall	1983	120	1.	Hal Breeden	1970	116
2.	Paul Runge	1982	106	2.	Brad Komminsk	1983	103
3.	Bob Beall	1974	105	3.	Randall Simon	1997	102
4.	Ryan Langerhans	2004	103	4.	Hank Small	1978	101
5.	Dusty Baker	1970	97	5.	Brook Jacoby	1982	100
	Albert Hall	1982	97	6.	Jerry Keller	1982	93
	Chipper Jones	1993	97		Gerald Perry	1982	93
8.	Brad Komminsk	1983	94		Adam Duvall	2019	93
	Gerald Perry	1982	94	9.	Ernesto Mejia	2012	92
10.	Brett Butler	1981	93	10.	Stefan Gartrell	2011	91
HITS				WALKS			
1.	Chipper Jones	1993	174	1.	Bob Beall	1974	136
2.	Randall Simon	1997	160	2.	Bob Beall	1976	135
3.	Bill Robinson	1966	159	3.	Bob Beall	1977	133
	Luis Lopez	1994	159	4.	Brett Butler	1981	103
5.	Brett Butler	1981	156	5.	Ken Smith	1984	99
6.	Wes Helms	2000	155	6.	Paul Runge	1982	95
	Josh Anderson	2008	155	7.	Paul Runge	1986	92
8.	Brook Jacoby	1983	154	8.	Gerald Perry	1982	91
	Steve Sisco	1999	154	9.	Larry Whisenton	1981	89
	Mauro Gomez	2011	154	10.	Hal Breeden	1970	85
TOTAL BASES				STRIKEOUTS			
1.	Chipper Jones	1993	268	1.	Dave Nicholson	1968	199
2.	Brook Jacoby	1983	265	2.	Xavier Avery	2017	159
3.	Mauro Gomez	2011	264	3.	Carlos Franco	2018	153
4.	Hal Breeden	1970	261	4.	Ernesto Mejia	2013	152
5.	Hank Small	1978	258	5.	Drew Waters	2021	142
	Ernesto Mejia	2012	258	6.	Matt Tuiasosopo	2017	139
7.	Bill Robinson	1966	257	7.	Brandon Hicks	2011	137
8.	Wes Helms	2000	256	8.	Pedro Florimon	2019	135
9.	Luis Lopez	1994	252	9.	Jose Oliva	1993	134
10.	Two players tied		249	10.	Ernesto Mejia	2012	132
DOUBLES				STOLEN BASES			
1.	Randall Simon	1997	45	1.	Ed Miller	1979	76
2.	Tommy Gregg	1997	36	2.	Albert Hall	1986	72
	Gabe Whatley	1998	36	3.	Ralph Garr	1969	63
	Steve Sisco	1999	36	4.	Albert Hall	1982	62
5.	Freddie Freeman	2010	35	5.	Ed Miller	1980	60
	Ernesto Mejia	2013	35	6.	Mitt Thompson	1984	47
7.	Damon Hollins	2002	34	7.	Albert Hall	1983	46
	Ryan Langerhans	2004	34		Esix Snead	2005	46
	Mauro Gomez	2011	34		Luis Durango	2012	46
	Rafael Ortega	2019	34	10.	Two players tied		44

# SINGLE-SEASON PITCHING LEADERS (1966-2022)

EARNED RUN AVERAGE (Qualifying)				COMPLETE GAMES			
1.	Pablo Torrealba	1975	1.45	1.	Ron Reed	1967	17
2.	Jim A. Britton	1967	2.20	2.	Tommy Boggs	1979	16
3.	Jason Schmidt	1995	2.25	3.	Mickey Mahler	1977	14
4.	Wentz Ford	1973	2.42	4.	Tony Brizzolara	1980	13
5.	Brad Woodall	1994	2.42	5.	Tom Kelley	1973	12
6.	Paul Marak	1990	2.49	6.	Dan Morogiello	1980	11
7.	Ron Reed	1967	2.51		Bob Walk	1983	11
8.	Doug Linton	2002	2.53	8.	Ed Rakow	1967	10
9.	Jamie Easterly	1974	2.54		Wentz Ford	1973	10
10.	Julio Teheran	2011	2.55		Joey McLaughlin	1978	10
WINS				SHUTOUTS			
1.	Craig McMurtry	1982	17	1.	Ron Reed	1967	5
2.	Tommy Boggs	1979	15	2.	Joe Cowley	1983	4
	Tony Brizzolara	1982	15	3.	Julio Navarro	1968	3
	Brad Woodall	1994	15		Preston Hanna	1975	3
	Trey Hodges	2002	15		Tommy Boggs	1979	3
	Julio Teheran	2011	15		Don Collins	1979	3
7.	Ron Reed	1967	14		Larry McWilliams	1981	3
	Barry Lersch	1974	14		Tony Brizzolara	1984	3
	Charlie Puleo	1986	14		Charlie Puleo	1986	3
	David Nied	1992	14		Tommy Greene	1988	3
					Armando Reynoso	1991	3
					Brad Woodall	1994	3
LOSSES				INNINGS PITCHED			
1.	Tommy Greene	1988	17	1.	Tommy Boggs	1979	227.0
2.	Tony Brizzolara	1980	15	2.	Ron Reed	1967	222.0
3.	Mike Beard	1972	14	3.	Mickey Mahler	1977	217.0
	Mickey Mahler	1975	14	4.	Craig McMurtry	1982	210.0
	Roger Alexander	1979	14	5.	Tony Brizzolara	1980	206.1
	Larry Luebbers	1997	14	6.	Ken Dayley	1981	200.1
7.	Nine players tied		13	7.	Larry Maxie	1966	200.0
				8.	Dan Morogiello	1979	199.2
				9.	Dan Morogiello	1980	196.0
				10.	Gary Neibauer	1971	194.0
SAVES				HITS ALLOWED			
1.	Matt Whiteside	2004	38	1.	Tony Brizzolara	1982	231
2.	Jairo Asencio	2009	27	2.	Tommy Boggs	1979	230
3.	Bill Taylor	1993	26	3.	Paul Marak	1991	220
	Terry Clark	1994	26	4.	Dan Morogiello	1980	206
	Jairo Asencio	2011	26		Kenny Carlyle	1998	206
6.	Rod Nichols	1995	25	6.	Don Collins	1979	203
7.	Joe Dawley	2003	23	7.	Joey McLaughlin	1978	199
	Craig Kimbrel	2010	23	8.	Tony Brizzolara	1980	198
9.	Joe Boever	1988	22		Craig McMurtry	1982	198
	David Cortes	1999	22	10.	Derrin Ebert	1998	195
GAMES				WALKS ALLOWED			
1.	Raymond Beasley	2001	65	1.	Ken Dayley	1981	117
2.	Pablo Torrealba	1975	64	2.	Craig McMurtry	1982	107
	Raymond Beasley	2002	64	3.	Damian Moss	2000	106
4.	Terry Clark	1994	61	4.	Bob Walk	1983	102
	Scott Brow	1997	61	5.	Brian Fisher	1984	100
6.	Bill Taylor	1993	59	6.	Tommy Boggs	1979	99
	Pedro Borbon	1994	59		Steve Bedrosian	1981	99
8.	Jairo Asencio	2009	58	8.	Dave Cheadle	1974	96
9.	Three players tied		57	9.	Kent Mercker	1989	95
				10.	Preston Hanna	1975	92
GAMES STARTED				STRIKEOUTS			
1.	Tommy Boggs	1979	33	1.	Ron Reed	1967	172
2.	Tony Brizzolara	1982	32	2.	Ken Dayley	1981	162
	Craig McMurtry	1982	32	3.	Andy Pratt	2003	161
4.	Mickey Mahler	1977	31	4.	Doug Linton	2002	160
	Dan Morogiello	1979	31	5.	David Nied	1992	159
	Ken Dayley	1981	31		Kyle Muller	2022	159
7.	Tony Brizzolara	1980	30	7.	Gary Neibauer	1971	149
	Kenny Carlyle	1998	30	8.	Mickey Mahler	1977	145
9.	Three players tied		29	9.	Steve Bedrosian	1981	144
					Kent Mercker	1989	144

# ATLANTA BRAVES TRIPLE-A CAREER LEADERS (1966-2022)

## HITTING

AVERAGE (800-plus AB)		GAMES		AT-BATS	
Ralph Garr	.356	Larry Whisenton	773	Sean Kazmar Jr.	2,566
Barbaro Canizares	.314	Chico Ruiz	765	Chico Ruiz	2,510
Junior Moore	.313	Sean Kazmar Jr.	750	Larry Whisenton	2,505
Dusty Baker	.312	Paul Runge	704	Damon Hollins	2,401
Gerald Perry	.311	Damon Hollins	666	Paul Runge	2,399

HITS		RUNS		RUNS BATTED IN	
Sean Kazmar Jr.	675	Larry Whisenton	392	Damon Hollins	314
Larry Whisenton	657	Paul Runge	385	Larry Whisenton	308
Damon Hollins	648	Bob Beall	351	Paul Runge	305
Paul Runge	642	Damon Hollins	332	Sean Kazmar Jr.	296
Chico Ruiz	606	Sean Kazmar Jr.	308	Jim Breazeale	288

DOUBLES		TRIPLES		HOME RUNS	
Damon Hollins	159	Larry Whisenton	46	Jerry Keller	91
Sean Kazmar Jr.	136	Albert Hall	32	Jim Breazeale	82
Paul Runge	109	Chico Ruiz	25	Damon Hollins	81
Barbaro Canizares	100	Paul Runge	22	Mike Hessman	61
Wes Timmons	95	Gerald Perry	17	John Rabb	60

STOLEN BASES		BASES ON BALLS		STRIKEOUTS	
Albert Hall	186	Bob Beall	522	Larry Whisenton	508
Ed Miller	172	Paul Runge	442	Damon Hollins	436
Ralph Garr	102	Larry Whisenton	432	Paul Runge	426
Larry Whisenton	93	Ken Smith	300	Ken Smith	408
Jose Constanza	88	Jerry Keller	260	Jerry Keller	359
Milt Thompson	88				

## PITCHING

ERA (300.0-plus Innings)		GAMES PITCHED		GAMES STARTED	
Pablo Torrealba	2.50	Larry Maxie	196	Tony Brizzolara	158
Jamie Easterly	2.59	Tom House	183	Marty Clary	115
Armando Reynoso	2.61	Dale Polley	182	Larry Maxie	108
Ron Reed	2.80	Tony Brizzolara	177	Todd Redmond	97
Mike Birkbeck	2.92	Larry Jaster	168	Rich Kester	95

WINS		LOSSES		SAVES	
Tony Brizzolara	68	Tony Brizzolara	51	Jairo Asencio	53
Larry Maxie	48	Larry Maxie	51	Rod Nichols	45
Brad Woodall	41	Marty Clary	44	Matt Whiteside	42
Marty Clary	39	Rich Kester	40	Tom House	38
Julio Navarro	39	Tommy Greene	37	Billy Taylor	38

INNINGS PITCHED		HITS ALLOWED		EARNED RUNS ALLOWED	
Tony Brizzolara	1,060.0	Tony Brizzolara	1,063	Tony Brizzolara	449
Larry Maxie	857.0	Larry Maxie	813	Larry Maxie	332
Marty Clary	712.1	Marty Clary	682	Marty Clary	288
Rich Kester	638.0	Rich Kester	608	Rich Kester	268
Julio Navarro	638.0	Brad Woodall	589	Rick Mahler	259

COMPLETE GAMES		BASES ON BALLS		STRIKEOUTS	
Tony Brizzolara	40	Tony Brizzolara	366	Tony Brizzolara	613
Mickey Mahler	27	Marty Clary	299	Larry Maxie	608
Larry Maxie	26	Larry Maxie	287	Rich Kester	535
Julio Navarro	25	Rick Mahler	259	Todd Redmond	486
Rich Kester	24	Gary Neibauer	255	Julio Navarro	463

# GWINNETT FRANCHISE CAREER LEADERS (2009-2022)

## HITTING

AVERAGE (800-plus AB)		GAMES		AT-BATS	
Barbaro Canizares	.315	Sean Kazmar Jr.	750	Sean Kazmar Jr.	2,566
Jose Constanza	.298	Jose Constanza	368	Jose Constanza	1,465
Phil Gosselin	.295	Rio Ruiz	366	Rio Ruiz	1,351
Matt Young	.286	Todd Cunningham	333	Todd Cunningham	1,226
Ernesto Mejia	.279	Joey Terdoslavich	316	Joey Terdoslavich	1,168

HITS		RUNS		RUNS BATTED IN	
Sean Kazmar Jr.	675	Sean Kazmar Jr.	308	Sean Kazmar Jr.	296
Jose Constanza	437	Jose Constanza	205	Ernesto Mejia	199
Rio Ruiz	356	Rio Ruiz	172	Rio Ruiz	190
Todd Cunningham	334	Stefan Gartrell	166	Stefan Gartrell	180
Phil Gosselin	309	Todd Cunningham	161	Joey Terdoslavich	163

DOUBLES		TRIPLES		HOME RUNS	
Sean Kazmar Jr.	136	Jose Constanza	13	Ernesto Mejia	59
Rio Ruiz	74	Ozzie Albies	12	Stefan Gartrell	54
Ernesto Mejia	72	Sean Kazmar Jr.	12	Sean Kazmar Jr.	46
Phil Gosselin	64	Todd Cunningham	10	Travis Demeritte	43
Stefan Gartrell	63	Phil Gosselin	10	Alex Jackson	42

STOLEN BASES		BASES ON BALLS		STRIKEOUTS	
Jose Constanza	88	Sean Kazmar Jr.	145	Sean Kazmar Jr.	337
Matt Young	57	Rio Ruiz	143	Stefan Gartrell	323
Todd Cunningham	48	Joey Terdoslavich	132	Rio Ruiz	316
Luis Durango	46	Jose Constanza	127	Ernesto Mejia	306
Emilio Bonifacio	37	Wes Timmons	121	Travis Demeritte	259

## PITCHING

ERA (250.0-plus Innings)		GAMES PITCHED		GAMES STARTED	
Cody Martin	3.32	Cory Gearrin	126	Todd Redmond	97
Kyle Wright	3.43	Ryan Buchter	109	Yohan Flande	65
Julio Teheran	3.72	Jairo Asencio	105	Julio Teheran	51
Todd Redmond	3.78	Todd Redmond	101	Kyle Wright	49
Matt Wisler	3.98	David Peterson	98	3 Players Tied	43

WINS		LOSSES		SAVES	
Todd Redmond	34	Todd Redmond	30	Jairo Asencio	53
Yohan Flande	23	Yohan Flande	26	Craig Kimbrel	23
Kyle Wright	23	Daniel Rodriguez	16	Jacob Webb	21
Julio Teheran	22	Kanekoa Texeira	16	Juan Jaime	18
Bryse Wilson	18	Cody Martin	15	Michael Tonkin	16

INNINGS PITCHED		HITS ALLOWED		EARNED RUNS ALLOWED	
Todd Redmond	583.0	Todd Redmond	567	Todd Redmond	245
Yohan Flande	416.0	Yohan Flande	450	Yohan Flande	191
Julio Teheran	280.2	Matt Wisler	275	Julio Teheran	116
Kyle Wright	278.0	Julio Teheran	272	Lucas Sims	113
Cody Martin	260.0	Kanekoa Texeira	257	Kanekoa Texeira	113
				Matt Wisler	113

COMPLETE GAMES		BASES ON BALLS		STRIKEOUTS	
Todd Redmond	4	Todd Redmond	166	Todd Redmond	486
Matt Wisler	4	Yohan Flande	139	Yohan Flande	302
Aaron Blair	2	Kanekoa Texeira	114	Kyle Wright	281
Chris Ellis	2	Ryan Buchter	108	Lucas Sims	273
Cody Martin	2	Lucas Sims	107	Kyle Muller	252
Williams Perez	2				
Kyle Wright	2				

# YEAR-BY-YEAR TEAM HITTING STATS (1966-2022)

**1966**

Average	..... 241
Games	..... 147
At Bats	..... 4,281
Runs	..... 593
Hits	..... 1,201
Total Bases	..... 1,839
Doubles	..... 191
Triples	..... 36
Home Runs	..... 125
RBI	..... 541
Walks	..... 416
Strikeouts	..... 875
Stolen Bases	..... 85
Caught Stealing	..... 24

**1972**

Average	..... 242
Games	..... 143
At Bats	..... 4,327
Runs	..... 499
Hits	..... 1,047
Total Bases	..... 1,489
Doubles	..... 149
Triples	..... 25
Home Runs	..... 81
RBI	..... 455
Walks	..... 506
Strikeouts	..... 800
Stolen Bases	..... 35
Caught Stealing	..... 17

**1978**

Average	..... 259
Games	..... 139
At Bats	..... 4,504
Runs	..... 588
Hits	..... 1,166
Total Bases	..... 1,699
Doubles	..... 186
Triples	..... 37
Home Runs	..... 91
RBI	..... 540
Walks	..... 528
Strikeouts	..... 734
Stolen Bases	..... 73
Caught Stealing	..... 56

**1984**

Average	..... 265
Games	..... 139
At Bats	..... 4,525
Runs	..... 629
Hits	..... 1,199
Total Bases	..... 1,721
Doubles	..... 168
Triples	..... 33
Home Runs	..... 96
RBI	..... 582
Walks	..... 558
Strikeouts	..... 737
Stolen Bases	..... 154
Caught Stealing	..... 78

**1990**

Average	..... 245
Games	..... 145
At Bats	..... 4,669
Runs	..... 559
Hits	..... 1,143
Total Bases	..... 1,652
Doubles	..... 181
Triples	..... 23
Home Runs	..... 94
RBI	..... 511
Walks	..... 469
Strikeouts	..... 884
Stolen Bases	..... 74
Caught Stealing	..... 49

**1967**

Average	..... 255
Games	..... 141
At Bats	..... 4,652
Runs	..... 547
Hits	..... 1,162
Total Bases	..... 1,718
Doubles	..... 155
Triples	..... 46
Home Runs	..... 103
RBI	..... 506
Walks	..... 377
Strikeouts	..... 863
Stolen Bases	..... 52
Caught Stealing	..... 33

**1973**

Average	..... 231
Games	..... 146
At Bats	..... 4,436
Runs	..... 517
Hits	..... 1,023
Total Bases	..... 1,443
Doubles	..... 143
Triples	..... 26
Home Runs	..... 75
RBI	..... 459
Walks	..... 516
Strikeouts	..... 813
Stolen Bases	..... 80
Caught Stealing	..... 38

**1979**

Average	..... 250
Games	..... 141
At Bats	..... 4,450
Runs	..... 548
Hits	..... 1,113
Total Bases	..... 1,610
Doubles	..... 162
Triples	..... 52
Home Runs	..... 77
RBI	..... 509
Walks	..... 480
Strikeouts	..... 769
Stolen Bases	..... 164
Caught Stealing	..... 64

**1985**

Average	..... 245
Games	..... 140
At Bats	..... 4,522
Runs	..... 559
Hits	..... 1,107
Total Bases	..... 1,557
Doubles	..... 162
Triples	..... 30
Home Runs	..... 76
RBI	..... 499
Walks	..... 534
Strikeouts	..... 619
Stolen Bases	..... 135
Caught Stealing	..... 60

**1991**

Average	..... 258
Games	..... 144
At Bats	..... 4,862
Runs	..... 604
Hits	..... 1,252
Total Bases	..... 1,779
Doubles	..... 221
Triples	..... 33
Home Runs	..... 80
RBI	..... 555
Walks	..... 477
Strikeouts	..... 882
Stolen Bases	..... 72
Caught Stealing	..... 58

**1968**

Average	..... 240
Games	..... 146
At Bats	..... 4,780
Runs	..... 519
Hits	..... 1,145
Total Bases	..... 1,724
Doubles	..... 151
Triples	..... 34
Home Runs	..... 120
RBI	..... 475
Walks	..... 411
Strikeouts	..... 975
Stolen Bases	..... 31
Caught Stealing	..... 22

**1974**

Average	..... 247
Games	..... 140
At Bats	..... 4,315
Runs	..... 604
Hits	..... 1,067
Total Bases	..... 1,570
Doubles	..... 167
Triples	..... 21
Home Runs	..... 98
RBI	..... 548
Walks	..... 585
Strikeouts	..... 786
Stolen Bases	..... 100
Caught Stealing	..... 49

**1980**

Average	..... 240
Games	..... 140
At Bats	..... 4,451
Runs	..... 552
Hits	..... 1,110
Total Bases	..... 1,599
Doubles	..... 159
Triples	..... 42
Home Runs	..... 82
RBI	..... 505
Walks	..... 468
Strikeouts	..... 738
Stolen Bases	..... 150
Caught Stealing	..... 86

**1986**

Average	..... 260
Games	..... 140
At Bats	..... 4,463
Runs	..... 648
Hits	..... 1,159
Total Bases	..... 1,705
Doubles	..... 216
Triples	..... 20
Home Runs	..... 90
RBI	..... 590
Walks	..... 603
Strikeouts	..... 716
Stolen Bases	..... 195
Caught Stealing	..... 67

**1992**

Average	..... 259
Games	..... 144
At Bats	..... 4,757
Runs	..... 611
Hits	..... 1,233
Total Bases	..... 1,829
Doubles	..... 230
Triples	..... 27
Home Runs	..... 104
RBI	..... 553
Walks	..... 446
Strikeouts	..... 869
Stolen Bases	..... 82
Caught Stealing	..... 62

**1969**

Average	..... 262
Games	..... 140
At Bats	..... 4,418
Runs	..... 520
Hits	..... 1,156
Total Bases	..... 1,599
Doubles	..... 175
Triples	..... 29
Home Runs	..... 70
RBI	..... 465
Walks	..... 447
Strikeouts	..... 618
Stolen Bases	..... 107
Caught Stealing	..... 38

**1975**

Average	..... 249
Games	..... 137
At Bats	..... 4,273
Runs	..... 489
Hits	..... 1,065
Total Bases	..... 1,524
Doubles	..... 168
Triples	..... 21
Home Runs	..... 83
RBI	..... 456
Walks	..... 439
Strikeouts	..... 715
Stolen Bases	..... 62
Caught Stealing	..... 49

**1981**

Average	..... 254
Games	..... 139
At Bats	..... 4,492
Runs	..... 604
Hits	..... 1,142
Total Bases	..... 1,672
Doubles	..... 157
Triples	..... 38
Home Runs	..... 99
RBI	..... 541
Walks	..... 646
Strikeouts	..... 812
Stolen Bases	..... 127
Caught Stealing	..... 68

**1987**

Average	..... 240
Games	..... 139
At Bats	..... 4,527
Runs	..... 515
Hits	..... 1,086
Total Bases	..... 1,605
Doubles	..... 212
Triples	..... 23
Home Runs	..... 87
RBI	..... 47
Walks	..... 491
Strikeouts	..... 761
Stolen Bases	..... 112
Caught Stealing	..... 57

**1993**

Average	..... 277
Games	..... 142
At Bats	..... 4,827
Runs	..... 746
Hits	..... 1,335
Total Bases	..... 2,152
Doubles	..... 236
Triples	..... 49
Home Runs	..... 161
RBI	..... 697
Walks	..... 467
Strikeouts	..... 966
Stolen Bases	..... 112
Caught Stealing	..... 67

**1970**

Average	..... 279
Games	..... 140
At Bats	..... 4,592
Runs	..... 694
Hits	..... 1,282
Total Bases	..... 1,904
Doubles	..... 205
Triples	..... 21
Home Runs	..... 125
RBI	..... 630
Walks	..... 585
Strikeouts	..... 726
Stolen Bases	..... 80
Caught Stealing	..... 37

**1976**

Average	..... 275
Games	..... 140
At Bats	..... 4,568
Runs	..... 678
Hits	..... 1,258
Total Bases	..... 1,784
Doubles	..... 193
Triples	..... 42
Home Runs	..... 83
RBI	..... 610
Walks	..... 593
Strikeouts	..... 699
Stolen Bases	..... 59
Caught Stealing	..... 42

**1982**

Average	..... 284
Games	..... 139
At Bats	..... 4,667
Runs	..... 771
Hits	..... 1,324
Total Bases	..... 2,047
Doubles	..... 190
Triples	..... 40
Home Runs	..... 151
RBI	..... 716
Walks	..... 653
Strikeouts	..... 802
Stolen Bases	..... 189
Caught Stealing	..... 59

**1988**

Average	..... 248
Games	..... 141
At Bats	..... 4,495
Runs	..... 534
Hits	..... 1,117
Total Bases	..... 1,607
Doubles	..... 204
Triples	..... 32
Home Runs	..... 74
RBI	..... 472
Walks	..... 474
Strikeouts	..... 835
Stolen Bases	..... 86
Caught Stealing	..... 46

**1994**

Average	..... 263
Games	..... 141
At Bats	..... 4,845
Runs	..... 633
Hits	..... 1,275
Total Bases	..... 1,949
Doubles	..... 238
Triples	..... 38
Home Runs	..... 120
RBI	..... 573
Walks	..... 406
Strikeouts	..... 765
Stolen Bases	..... 118
Caught Stealing	..... 59

**1971**

Average	..... 258
Games	..... 140
At Bats	..... 4,623
Runs	..... 650
Hits	..... 1,194
Total Bases	..... 1,775
Doubles	..... 174
Triples	..... 31
Home Runs	..... 115
RBI	..... 588
Walks	..... 555
Strikeouts	..... 863
Stolen Bases	..... 53
Caught Stealing	..... 23

**1977**

Average	..... 263
Games	..... 140
At Bats	..... 4,540
Runs	..... 604
Hits	..... 1,192
Total Bases	..... 1,691
Doubles	..... 181
Triples	..... 27
Home Runs	..... 88
RBI	..... 559
Walks	..... 561
Strikeouts	..... 650
Stolen Bases	..... 54
Caught Stealing	..... 50

**1983**

Average	..... 281
Games	..... 139
At Bats	..... 4,578
Runs	..... 809
Hits	..... 1,285
Total Bases	..... 1,988
Doubles	..... 210
Triples	..... 50
Home Runs	..... 131
RBI	..... 745
Walks	..... 599
Strikeouts	..... 705
Stolen Bases	..... 151
Caught Stealing	..... 73

**1989**

Average	..... 247
Games	..... 146
At Bats	..... 4,665
Runs	..... 549
Hits	..... 1,154
Total Bases	..... 1,658
Doubles	..... 210
Triples	..... 42
Home Runs	..... 70
RBI	..... 502
Walks	..... 474
Strikeouts	..... 775
Stolen Bases	..... 78
Caught Stealing	..... 55

**1995**

Average	..... 259
Games	..... 141
At Bats	..... 4,710
Runs	..... 559
Hits	..... 1,222
Total Bases	..... 1,716
Doubles	..... 194
Triples	..... 33
Home Runs	..... 78
RBI	..... 510
Walks	..... 441
Strikeouts	..... 794
Stolen Bases	..... 70
Caught Stealing	..... 68



1996	
Average	264
Games	141
At Bats	4,604
Runs	593
Hits	1,284
Total Bases	1,909
Doubles	253
Triples	36
Home Runs	100
RBI	543
Walks	360
Strikeouts	966
Stolen Bases	92
Caught Stealing	68

2002	
Average	260
Games	142
At Bats	4,719
Runs	613
Hits	1,228
Total Bases	1,887
Doubles	247
Triples	17
Home Runs	126
RBI	574
Walks	392
Strikeouts	954
Stolen Bases	81
Caught Stealing	42

2008	
Average	262
Games	141
At Bats	4,762
Runs	563
Hits	1,250
Total Bases	1,815
Doubles	248
Triples	25
Home Runs	89
RBI	520
Walks	392
Strikeouts	940
Stolen Bases	153
Caught Stealing	48

2014	
Average	271
Games	142
At Bats	4,788
Runs	607
Hits	1,308
Total Bases	1,857
Doubles	243
Triples	26
Home Runs	88
RBI	561
Walks	425
Strikeouts	921
Stolen Bases	102
Caught Stealing	39

2021	
Average	245
Games	129
At Bats	4,211
Runs	614
Hits	1,030
Total Bases	1,743
Doubles	191
Triples	15
Home Runs	164
RBI	580
Walks	471
Strikeouts	1,197
Stolen Bases	99
Caught Stealing	36

1997	
Average	271
Games	142
At Bats	4,735
Runs	680
Hits	1,284
Total Bases	1,952
Doubles	266
Triples	36
Home Runs	110
RBI	625
Walks	472
Strikeouts	963
Stolen Bases	70
Caught Stealing	50

2003	
Average	260
Games	143
At Bats	4,716
Runs	544#
Hits	1,228
Total Bases	1,858
Doubles	253
Triples	55
Home Runs	89
RBI	504
Walks	372
Strikeouts	994
Stolen Bases	117
Caught Stealing	45

2009	
Average	262
Games	144
At Bats	4,779
Runs	664
Hits	1,251
Total Bases	1,857
Doubles	260
Triples	28
Home Runs	86
RBI	615
Walks	539
Strikeouts	965
Stolen Bases	131
Caught Stealing	47

2015	
Average	259
Games	144
At Bats	4,811
Runs	584
Hits	1,246
Total Bases	1,674
Doubles	204
Triples	37
Home Runs	50
RBI	534
Walks	362
Strikeouts	732
Stolen Bases	160
Caught Stealing	46

2022	
Average	239
Games	148
At Bats	4,795
Runs	632
Hits	1,147
Total Bases	1,808
Doubles	233
Triples	16
Home Runs	132
RBI	591
Walks	516
Strikeouts	1,272
Stolen Bases	125
Caught Stealing	27

1998	
Average	256
Games	144
At Bats	4,733
Runs	607
Hits	1,211
Total Bases	1,842
Doubles	244
Triples	27
Home Runs	111
RBI	567
Walks	474
Strikeouts	977
Stolen Bases	94
Caught Stealing	45

2004	
Average	280
Games	141
At Bats	4,644
Runs	660
Hits	1,301
Total Bases	2,044
Doubles	252
Triples	34
Home Runs	141
RBI	618
Walks	432
Strikeouts	928
Stolen Bases	78
Caught Stealing	50

2010	
Average	263
Games	143
At Bats	4,760
Runs	627
Hits	1,253
Total Bases	1,866
Doubles	238
Triples	21
Home Runs	111
RBI	568
Walks	450
Strikeouts	896
Stolen Bases	142
Caught Stealing	53

2016	
Average	259
Games	143
At Bats	4,810
Runs	566
Hits	1,247
Total Bases	1,793
Doubles	245
Triples	32
Home Runs	79
RBI	527
Walks	429
Strikeouts	986
Stolen Bases	94
Caught Stealing	35

1999	
Average	265
Games	142
At Bats	4,774
Runs	661
Hits	1,211
Total Bases	1,938
Doubles	249
Triples	24
Home Runs	126
RBI	617
Walks	455
Strikeouts	956
Stolen Bases	132
Caught Stealing	66

2005	
Average	256
Games	144
At Bats	4,780
Runs	519
Hits	1,225
Total Bases	1,819
Doubles	248
Triples	32
Home Runs	94
RBI	482
Walks	448
Strikeouts	952
Stolen Bases	106
Caught Stealing	60

2011	
Average	260
Games	143
At Bats	4,765
Runs	613
Hits	1,238
Total Bases	1,861
Doubles	214
Triples	20
Home Runs	123
RBI	573
Walks	419
Strikeouts	1,056
Stolen Bases	116
Caught Stealing	48

2017	
Average	257
Games	142
At Bats	4,717
Runs	634
Hits	1,211
Total Bases	1,847
Doubles	219
Triples	33
Home Runs	117
RBI	581
Walks	483
Strikeouts	1,258
Stolen Bases	106
Caught Stealing	35

2000	
Average	260
Games	143
At Bats	4,820
Runs	626
Hits	1,253
Total Bases	1,914
Doubles	244
Triples	30
Home Runs	119
RBI	598
Walks	421
Strikeouts	943
Stolen Bases	95
Caught Stealing	57

2006	
Average	255
Games	143
At Bats	4,800
Runs	510
Hits	1,223
Total Bases	1,681
Doubles	214
Triples	18
Home Runs	68
RBI	466
Walks	421
Strikeouts	903
Stolen Bases	90
Caught Stealing	44

2012	
Average	258
Games	144
At Bats	4,819
Runs	600
Hits	1,241
Total Bases	1,824
Doubles	258
Triples	29
Home Runs	89
RBI	570
Walks	457
Strikeouts	1,011
Stolen Bases	141
Caught Stealing	49

2018	
Average	254
Games	139
At Bats	4,593
Runs	584
Hits	1,165
Total Bases	1,762
Doubles	246
Triples	24
Home Runs	101
RBI	551
Walks	388
Strikeouts	1,152
Stolen Bases	60
Caught Stealing	21

2001	
Average	267
Games	144
At Bats	4,861
Runs	559
Hits	1,296
Total Bases	1,823
Doubles	261
Triples	31
Home Runs	68
RBI	516
Walks	311
Strikeouts	866
Stolen Bases	87
Caught Stealing	71

2007	
Average	271
Games	141
At Bats	4,659
Runs	650
Hits	1,262
Total Bases	1,836
Doubles	249
Triples	32
Home Runs	87
RBI	606
Walks	443
Strikeouts	830
Stolen Bases	144
Caught Stealing	653

2013	
Average	253
Games	144
At Bats	4,741
Runs	541
Hits	1,198
Total Bases	1,748
Doubles	237
Triples	23
Home Runs	89
RBI	503
Walks	395
Strikeouts	993
Stolen Bases	101
Caught Stealing	42

2019	
Average	269
Games	139
At Bats	4,715
Runs	781
Hits	1,269
Total Bases	2,173
Doubles	254
Triples	25
Home Runs	200
RBI	740
Walks	498
Strikeouts	1,265
Stolen Bases	63
Caught Stealing	30

# YEAR-BY-YEAR TEAM PITCHING STATS (1966-2022)

<p><b>1966</b></p> <p>ERA ..... 3.15            Games ..... 147            Complete Games ..... 41            Shutouts ..... 8            Saves ..... 8            Innings ..... 1,277.2            Hits ..... 1,126            Runs ..... 529            Earned Runs ..... 248            Home Runs ..... 110            Walks ..... 484            Strikeouts ..... 948            Hit Batters ..... 39            Wild Pitches ..... 48            Balks ..... 3</p>	<p><b>1973</b></p> <p>ERA ..... 3.95            Games ..... 146            Complete Games ..... 47            Shutouts ..... 9            Saves ..... 18            Innings ..... 1,177.0            Hits ..... 1,175            Runs ..... 606            Earned Runs ..... 517            Home Runs ..... 89            Walks ..... 475            Strikeouts ..... 710            Hit Batters ..... 26            Wild Pitches ..... 48            Balks ..... 2</p>	<p><b>1980</b></p> <p>ERA ..... 3.53            Games ..... 140            Complete Games ..... 49            Shutouts ..... 7            Saves ..... 28            Innings ..... 1,195.0            Hits ..... 1,163            Runs ..... 557            Earned Runs ..... 469            Home Runs ..... 69            Walks ..... 422            Strikeouts ..... 662            Hit Batters ..... 22            Wild Pitches ..... 66            Balks ..... 6</p>	<p><b>1987</b></p> <p>ERA ..... 4.36            Games ..... 139            Complete Games ..... 19            Shutouts ..... 7            Saves ..... 26            Innings ..... 1,199.0            Hits ..... 1,245            Runs ..... 670            Earned Runs ..... 581            Home Runs ..... 107            Walks ..... 493            Strikeouts ..... 819            Hit Batters ..... 41            Wild Pitches ..... 71            Balks ..... 7</p>	<p><b>1994</b></p> <p>ERA ..... 3.55            Games ..... 141            Complete Games ..... 18            Shutouts ..... 12            Saves ..... 46            Innings ..... 1,273.2            Hits ..... 1,222            Runs ..... 583            Earned Runs ..... 503            Home Runs ..... 97            Walks ..... 466            Strikeouts ..... 981            Hit Batters ..... 21            Wild Pitches ..... 46            Balks ..... 6</p>
<p><b>1967</b></p> <p>ERA ..... 3.01            Games ..... 141            Complete Games ..... 53            Shutouts ..... 19            Saves ..... 1            Innings ..... 1,224.1            Hits ..... 1,051            Runs ..... 475            Earned Runs ..... 410            Home Runs ..... 83            Walks ..... 354            Strikeouts ..... 832            Hit Batters ..... 42            Wild Pitches ..... 67            Balks ..... 4</p>	<p><b>1974</b></p> <p>ERA ..... 3.71            Games ..... 140            Complete Games ..... 25#            Shutouts ..... 13            Saves ..... 27            Innings ..... 1,163.0            Hits ..... 1,108            Runs ..... 555            Earned Runs ..... 480            Home Runs ..... 89            Walks ..... 545            Strikeouts ..... 767            Hit Batters ..... 26            Wild Pitches ..... 48            Balks ..... 1</p>	<p><b>1981</b></p> <p>ERA ..... 3.41            Games ..... 139            Complete Games ..... 35            Shutouts ..... 11            Saves ..... 32            Innings ..... 1,200.2            Hits ..... 1,064            Runs ..... 546            Earned Runs ..... 455            Home Runs ..... 81            Walks ..... 575            Strikeouts ..... 668            Hit Batters ..... 35            Wild Pitches ..... 47            Balks ..... 11</p>	<p><b>1988</b></p> <p>ERA ..... 3.53            Games ..... 143            Complete Games ..... 17            Shutouts ..... 12            Saves ..... 33            Innings ..... 1,194.1            Hits ..... 1,130            Runs ..... 525            Earned Runs ..... 469            Home Runs ..... 71            Walks ..... 360            Strikeouts ..... 812            Hit Batters ..... 26            Wild Pitches ..... 48            Balks ..... 38</p>	<p><b>1995</b></p> <p>ERA ..... 3.46            Games ..... 141            Complete Games ..... 4            Shutouts ..... 14            Saves ..... 41            Innings ..... 1,247.2            Hits ..... 1,126            Runs ..... 545            Earned Runs ..... 480            Home Runs ..... 67            Walks ..... 466            Strikeouts ..... 898            Hit Batters ..... 25            Wild Pitches ..... 48            Balks ..... 6</p>
<p><b>1968</b></p> <p>ERA ..... 4.00            Games ..... 146            Complete Games ..... 20            Shutouts ..... 7            Saves ..... 7            Innings ..... 1,254            Hits ..... 1,271            Runs ..... 640            Earned Runs ..... 558            Home Runs ..... 131            Walks ..... 448            Strikeouts ..... 844            Hit Batters ..... 30            Wild Pitches ..... 58            Balks ..... 4</p>	<p><b>1975</b></p> <p>ERA ..... 3.65            Games ..... 137            Complete Games ..... 26            Shutouts ..... 12            Saves ..... 20            Innings ..... 1,129.1            Hits ..... 1,090            Runs ..... 534            Earned Runs ..... 458            Home Runs ..... 73            Walks ..... 534            Strikeouts ..... 764            Hit Batters ..... 26            Wild Pitches ..... 59            Balks ..... 7</p>	<p><b>1982</b></p> <p>ERA ..... 4.35            Games ..... 139            Complete Games ..... 28            Shutouts ..... 9            Saves ..... 40            Innings ..... 1,198.1            Hits ..... 1,258            Runs ..... 652            Earned Runs ..... 580            Home Runs ..... 60            Walks ..... 586            Strikeouts ..... 735            Hit Batters ..... 31            Wild Pitches ..... 69            Balks ..... 4</p>	<p><b>1989</b></p> <p>ERA ..... 3.07            Games ..... 146            Complete Games ..... 13            Shutouts ..... 9            Saves ..... 50            Innings ..... 1,244.1            Hits ..... 1,058            Runs ..... 496            Earned Runs ..... 425            Home Runs ..... 60            Walks ..... 499            Strikeouts ..... 854            Hit Batters ..... 33            Wild Pitches ..... 63            Balks ..... 15</p>	<p><b>1996</b></p> <p>ERA ..... 4.17            Games ..... 141            Complete Games ..... 14            Shutouts ..... 7            Saves ..... 34            Innings ..... 1,195.2            Hits ..... 1,190            Runs ..... 640            Earned Runs ..... 554            Home Runs ..... 102            Walks ..... 432            Strikeouts ..... 826            Hit Batters ..... 33            Wild Pitches ..... 65            Balks ..... 3</p>
<p><b>1969</b></p> <p>ERA ..... 4.51            Games ..... 140            Complete Games ..... 41            Shutouts ..... 7            Saves ..... 17            Innings ..... 1,143.2            Hits ..... 1,214            Runs ..... 770            Earned Runs ..... 571            Home Runs ..... 107            Walks ..... 435            Strikeouts ..... 765            Hit Batters ..... 48            Wild Pitches ..... 48            Balks ..... 4</p>	<p><b>1976</b></p> <p>ERA ..... 4.10            Games ..... 140            Complete Games ..... 34            Shutouts ..... 18            Saves ..... 18            Innings ..... 1,186.0            Hits ..... 1,201            Runs ..... 640            Earned Runs ..... 540            Home Runs ..... 87            Walks ..... 641            Strikeouts ..... 736            Hit Batters ..... 19            Wild Pitches ..... 74            Balks ..... 6</p>	<p><b>1983</b></p> <p>ERA ..... 4.69            Games ..... 139            Complete Games ..... 9            Shutouts ..... 9            Saves ..... 32            Innings ..... 1,176.2            Hits ..... 1,157            Runs ..... 699            Earned Runs ..... 613            Home Runs ..... 113            Walks ..... 626            Strikeouts ..... 829            Hit Batters ..... 73            Wild Pitches ..... 73            Balks ..... 4</p>	<p><b>1990</b></p> <p>ERA ..... 3.62            Games ..... 146            Complete Games ..... 18            Shutouts ..... 7            Saves ..... 41            Innings ..... 1,241.2            Hits ..... 1,197            Runs ..... 576            Earned Runs ..... 500            Home Runs ..... 92            Walks ..... 521            Strikeouts ..... 825            Hit Batters ..... 30            Wild Pitches ..... 86#            Balks ..... 19</p>	<p><b>1997</b></p> <p>ERA ..... 4.33            Games ..... 142            Complete Games ..... 6            Shutouts ..... 10            Saves ..... 34            Innings ..... 1,234.0            Hits ..... 1,252            Runs ..... 671            Earned Runs ..... 594            Home Runs ..... 143            Walks ..... 470            Strikeouts ..... 922            Hit Batters ..... 34            Wild Pitches ..... 59            Balks ..... 2</p>
<p><b>1970</b></p> <p>ERA ..... 4.06            Games ..... 140            Complete Games ..... 9            Shutouts ..... 9            Saves ..... 37            Innings ..... 1,191.0            Hits ..... 1,216            Runs ..... 596            Earned Runs ..... 549            Home Runs ..... 101            Walks ..... 480            Strikeouts ..... 848            Hit Batters ..... 23            Wild Pitches ..... 51            Balks ..... 4</p>	<p><b>1977</b></p> <p>ERA ..... 3.95            Games ..... 140            Complete Games ..... 42            Shutouts ..... 20            Saves ..... 20            Innings ..... 1,116.2            Hits ..... 1,189            Runs ..... 602            Earned Runs ..... 525            Home Runs ..... 59            Walks ..... 536            Strikeouts ..... 703            Hit Batters ..... 30            Wild Pitches ..... 48            Balks ..... 15</p>	<p><b>1984</b></p> <p>ERA ..... 4.11            Games ..... 139            Complete Games ..... 20            Shutouts ..... 10            Saves ..... 27            Innings ..... 1,171.1            Hits ..... 1,218            Runs ..... 632            Earned Runs ..... 535            Home Runs ..... 87            Walks ..... 513            Strikeouts ..... 771            Hit Batters ..... 17            Wild Pitches ..... 60            Balks ..... 9</p>	<p><b>1991</b></p> <p>ERA ..... 3.93            Games ..... 144            Complete Games ..... #            Shutouts ..... 10            Saves ..... 34            Innings ..... 1,277.0            Hits ..... 1,273            Runs ..... 628            Earned Runs ..... 558            Home Runs ..... 82            Walks ..... 513            Strikeouts ..... 850            Hit Batters ..... 46            Wild Pitches ..... 65            Balks ..... 15</p>	<p><b>1998</b></p> <p>ERA ..... 4.51            Games ..... 144            Complete Games ..... 4            Shutouts ..... 7            Saves ..... 32            Innings ..... 1,247.0            Hits ..... 1,320            Runs ..... 702            Earned Runs ..... 625            Home Runs ..... 125            Walks ..... 487            Strikeouts ..... 968            Hit Batters ..... 36            Wild Pitches ..... 77            Balks ..... 4</p>
<p><b>1971</b></p> <p>ERA ..... 3.96            Games ..... 140            Complete Games ..... 22#            Shutouts ..... 6            Saves ..... 35            Innings ..... 1,189.2            Hits ..... 1,237            Runs ..... 630            Earned Runs ..... 523            Home Runs ..... 111            Walks ..... 465            Strikeouts ..... 784            Hit Batters ..... 23            Wild Pitches ..... 42            Balks ..... 6</p>	<p><b>1978</b></p> <p>ERA ..... 3.95            Games ..... 139            Complete Games ..... 42            Shutouts ..... 3            Saves ..... 22            Innings ..... 1,186.0            Hits ..... 1,206            Runs ..... 572            Earned Runs ..... 521            Home Runs ..... 108            Walks ..... 449            Strikeouts ..... 731            Hit Batters ..... 34            Wild Pitches ..... 34            Balks ..... 7</p>	<p><b>1985</b></p> <p>ERA ..... 3.45            Games ..... 140            Complete Games ..... 32            Shutouts ..... 12            Saves ..... 32            Innings ..... 1,224.1            Hits ..... 1,115            Runs ..... 547            Earned Runs ..... 469            Home Runs ..... 78            Walks ..... 531            Strikeouts ..... 703            Hit Batters ..... 59            Wild Pitches ..... 59            Balks ..... 8</p>	<p><b>1992</b></p> <p>ERA ..... 3.28            Games ..... 144            Complete Games ..... 16            Shutouts ..... 13            Saves ..... 35            Innings ..... 1,243.2            Hits ..... 1,155            Runs ..... 553            Earned Runs ..... 553            Home Runs ..... 82            Walks ..... 444            Strikeouts ..... 1,004            Hit Batters ..... 39            Wild Pitches ..... 52            Balks ..... 9</p>	<p><b>1999</b></p> <p>ERA ..... 4.65            Games ..... 142            Complete Games ..... 4            Shutouts ..... 2            Saves ..... 34            Innings ..... 1,232.0            Hits ..... 1,256            Runs ..... 683            Earned Runs ..... 637            Home Runs ..... 131            Walks ..... 466            Strikeouts ..... 1,040            Hit Batters ..... 24            Wild Pitches ..... 74            Balks ..... 8</p>
<p><b>1972</b></p> <p>ERA ..... 3.58            Games ..... 143            Complete Games ..... 18            Shutouts ..... 13            Saves ..... 36            Innings ..... 1,151.1            Hits ..... 1,055            Runs ..... 549            Earned Runs ..... 458            Home Runs ..... 86            Walks ..... 550            Strikeouts ..... 781            Hit Batters ..... 69            Wild Pitches ..... 5            Balks ..... 5</p>	<p><b>1979</b></p> <p>ERA ..... 3.52            Games ..... 141            Complete Games ..... 44            Shutouts ..... 10            Saves ..... 22            Innings ..... 1,201.2            Hits ..... 1,157            Runs ..... 552            Earned Runs ..... 470            Home Runs ..... 75            Walks ..... 463            Strikeouts ..... 741            Hit Batters ..... 24            Wild Pitches ..... 98            Balks ..... 3</p>	<p><b>1986</b></p> <p>ERA ..... 3.73            Games ..... 140            Complete Games ..... 37            Shutouts ..... 11            Saves ..... 25            Innings ..... 1,186.1            Hits ..... 1,129            Runs ..... 581            Earned Runs ..... 492            Home Runs ..... 83*            Walks ..... 573            Strikeouts ..... 763*            Hit Batters ..... 26            Wild Pitches ..... 73            Balks ..... 5</p>	<p><b>1993</b></p> <p>ERA ..... 3.74            Games ..... 142            Complete Games ..... 4            Shutouts ..... 8            Saves ..... 33            Innings ..... 1,235.1            Hits ..... 1,209            Runs ..... 606            Earned Runs ..... 513            Home Runs ..... 94            Walks ..... 556            Strikeouts ..... 1,024            Hit Batters ..... 53            Wild Pitches ..... 62            Balks ..... 4</p>	<p><b>2000</b></p> <p>ERA ..... 5.08            Games ..... 143            Complete Games ..... 3            Shutouts ..... 2            Saves ..... 23            Innings ..... 1,242.0            Hits ..... 1,390            Runs ..... 782            Earned Runs ..... 701            Home Runs ..... 132            Walks ..... 542            Strikeouts ..... 885            Hit Batters ..... 54            Wild Pitches ..... 67            Balks ..... 11</p>

<b>2001</b>
ERA.....4.14
Games.....144
Complete Games.....3
Shutouts.....7
Saves.....36
Innings.....1,275.0
Hits.....1,212
Runs.....634
Earned Runs.....587
Home Runs.....113
Walks.....506
Strikeouts.....1,046
Hit Batters.....45
Wild Pitches.....54
Balks.....4

<b>2002</b>
ERA.....3.50
Games.....142
Complete Games.....4
Shutouts.....12
Saves.....35
Innings.....1,241.2
Hits.....1,229
Runs.....562
Earned Runs.....483
Home Runs.....97
Walks.....403
Strikeouts.....950
Hit Batters.....46
Wild Pitches.....58
Balks.....5

<b>2003</b>
ERA.....3.64
Games.....143
Complete Games.....4
Shutouts.....13
Saves.....41
Innings.....1,237.0
Hits.....1,191
Runs.....582
Earned Runs.....500
Home Runs.....87
Walks.....495
Strikeouts.....1,086
Hit Batters.....63
Wild Pitches.....58
Balks.....11

<b>2004</b>
ERA.....3.70
Games.....141
Complete Games.....3
Shutouts.....10
Saves.....45
Innings.....1,190.0
Hits.....1,164
Runs.....543
Earned Runs.....489
Home Runs.....94
Walks.....445
Strikeouts.....976
Hit Batters.....64
Wild Pitches.....42
Balks.....12

<b>2005</b>
ERA.....4.07
Games.....144
Complete Games.....1
Shutouts.....11
Saves.....28
Innings.....1,255.1
Hits.....1,247
Runs.....675
Earned Runs.....597
Home Runs.....122
Walks.....532
Strikeouts.....879
Hit Batters.....54
Wild Pitches.....51
Balks.....5

<b>2006</b>
ERA.....4.32
Games.....143
Complete Games.....2
Shutouts.....11
Saves.....30
Innings.....1,255.1
Hits.....1,294
Runs.....654
Earned Runs.....602
Home Runs.....96
Walks.....518
Strikeouts.....950
Hit Batters.....47
Wild Pitches.....57
Balks.....5

<b>2007</b>
ERA.....3.65
Games.....141
Complete Games.....2
Shutouts.....13
Saves.....32
Innings.....1,229
Hits.....1,193
Runs.....554
Earned Runs.....498
Home Runs.....95
Walks.....504
Strikeouts.....980
Hit Batters.....53
Wild Pitches.....46
Balks.....9

<b>2008</b>
ERA.....4.63
Games.....141
Complete Games.....1
Shutouts.....10
Saves.....32
Innings.....1,232.1
Hits.....1,294
Runs.....672
Earned Runs.....597
Home Runs.....90
Walks.....567
Strikeouts.....1054
Hit Batters.....58
Wild Pitches.....79
Balks.....15

<b>2009</b>
ERA.....3.66
Games.....144
Complete Games.....1
Shutouts.....7
Saves.....49
Innings.....1,270.0
Hits.....1,195
Runs.....598
Earned Runs.....516
Home Runs.....110
Walks.....471
Strikeouts.....1,030
Hit Batters.....47
Wild Pitches.....53
Balks.....5

<b>2010</b>
ERA.....4.32
Games.....143
Complete Games.....2
Shutouts.....11
Saves.....30
Innings.....1,255.1
Hits.....1,294
Runs.....654
Earned Runs.....602
Home Runs.....96
Walks.....518
Strikeouts.....950
Hit Batters.....47
Wild Pitches.....57
Balks.....5

<b>2011</b>
ERA.....3.33
Games.....143
Complete Games.....2
Shutouts.....11
Saves.....41
Innings.....1,263.2
Hits.....1,160
Runs.....541
Earned Runs.....468
Home Runs.....106
Walks.....505
Strikeouts.....1,223
Hit Batters.....48
Wild Pitches.....55
Balks.....5

<b>2012</b>
ERA.....4.41
Games.....144
Complete Games.....5
Shutouts.....9
Saves.....29
Innings.....1,251.2
Hits.....1,330
Runs.....707
Earned Runs.....614
Home Runs.....103
Walks.....557
Strikeouts.....1,044
Hit Batters.....48
Wild Pitches.....54
Balks.....4

<b>2013</b>
ERA.....4.03
Games.....144
Complete Games.....2
Shutouts.....9
Saves.....39
Innings.....1,247.2
Hits.....1,241
Runs.....640
Earned Runs.....592
Home Runs.....94
Walks.....571
Strikeouts.....1,041
Hit Batters.....51
Wild Pitches.....68
Balks.....6

<b>2014</b>
ERA.....4.34
Games.....142
Complete Games.....1
Shutouts.....7
Saves.....35
Innings.....1,232.2
Hits.....1,264
Runs.....652
Earned Runs.....594
Home Runs.....107
Walks.....650
Strikeouts.....1,064
Hit Batters.....50
Wild Pitches.....66
Balks.....5

<b>2015</b>
ERA.....3.18
Games.....144
Complete Games.....2
Shutouts.....13
Saves.....44
Innings.....1,272.0
Hits.....1,150
Runs.....511
Earned Runs.....450
Home Runs.....77
Walks.....469
Strikeouts.....982
Hit Batters.....44
Wild Pitches.....39
Balks.....4

<b>2016</b>
ERA.....4.05
Games.....143
Complete Games.....5
Shutouts.....10
Saves.....31
Innings.....1,253.2
Hits.....1,267
Runs.....626
Earned Runs.....564
Home Runs.....92
Walks.....588
Strikeouts.....1,073
Hit Batters.....52
Wild Pitches.....85
Balks.....4

<b>2017</b>
ERA.....4.02
Games.....142
Complete Games.....5
Shutouts.....12
Saves.....32
Innings.....1,231.1
Hits.....1,187
Runs.....606
Earned Runs.....550
Home Runs.....105
Walks.....470
Strikeouts.....1,184
Hit Batters.....52
Wild Pitches.....82
Balks.....5

<b>2018</b>
ERA.....3.78
Games.....139
Complete Games.....3
Shutouts.....14
Saves.....30
Innings.....1,195.2
Hits.....1,109
Runs.....585
Earned Runs.....502
Home Runs.....89
Walks.....467
Strikeouts.....1,174
Hit Batters.....56
Wild Pitches.....98
Balks.....8

<b>2019</b>
ERA.....4.29
Games.....139
Complete Games.....0
Shutouts.....5
Saves.....35
Innings.....1,218.0
Hits.....1,195
Runs.....641
Earned Runs.....580
Home Runs.....134
Walks.....449
Strikeouts.....1,203
Hit Batters.....72
Wild Pitches.....62
Balks.....9

<b>2021</b>
ERA.....3.72
Games.....129
Complete Games.....3
Shutouts.....9
Saves.....31
Innings.....1,112.0
Hits.....950
Runs.....504
Earned Runs.....460
Home Runs.....124
Walks.....439
Strikeouts.....1,191
Hit Batters.....41
Wild Pitches.....81
Balks.....4

<b>2022</b>
ERA.....4.37
Games.....148
Complete Games.....1
Shutouts.....8
Saves.....35
Innings.....1,277.2
Hits.....1,197
Runs.....675
Earned Runs.....620
Home Runs.....160
Walks.....476
Strikeouts.....1,421
Hit Batters.....71
Wild Pitches.....68
Balks.....11

# YEAR-BY-YEAR TEAM FIELDING STATS (1966-2022)

<b>1966</b> Putouts ..... 3,833 Assists ..... 1,423 Errors ..... 145 Passed Balls ..... 19 Double Plays ..... 107 Fielding Percent ..... 973	<b>1978</b> Putouts ..... 3,558 Assists ..... 1,468 Errors ..... 117 Passed Balls ..... 4 Double Plays ..... 135 Fielding Percent ..... 977	<b>1990</b> Putouts ..... 3,725 Assists ..... 1,556 Errors ..... 139 Passed Balls ..... 21 Double Plays ..... 130 Fielding Percent ..... 974	<b>2002</b> Putouts ..... 3,725 Assists ..... 1,462 Errors ..... 130 Passed Balls ..... 15 Double Plays ..... 128 Fielding Percent ..... 976	<b>2014</b> Putouts ..... 3,698 Assists ..... 1,319 Errors ..... 110 Passed Balls ..... 19 Double Plays ..... 148 Fielding Percent ..... 979
<b>1967</b> Putouts ..... 3,673 Assists ..... 1,440 Errors ..... 121 Passed Balls ..... 24 Double Plays ..... 109 Fielding Percent ..... 976	<b>1979</b> Putouts ..... 3,605 Assists ..... 1,519 Errors ..... 144 Passed Balls ..... 18 Double Plays ..... 115 Fielding Percent ..... 973	<b>1991</b> Putouts ..... 3,831 Assists ..... 1,570 Errors ..... 128 Passed Balls ..... 11 Double Plays ..... 161 Fielding Percent ..... 976	<b>2003</b> Putouts ..... 3,711 Assists ..... 1,355 Errors ..... 138 Passed Balls ..... 11 Double Plays ..... 137 Fielding Percent ..... 973	<b>2015</b> Putouts ..... 3,816 Assists ..... 1,485 Errors ..... 115 Passed Balls ..... 9 Double Plays ..... 152 Fielding Percent ..... 979
<b>1968</b> Putouts ..... 3,762 Assists ..... 1,404 Errors ..... 184 Passed Balls ..... 17 Double Plays ..... 120 Fielding Percent ..... 975	<b>1980</b> Putouts ..... 3,585 Assists ..... 1,593 Errors ..... 154 Passed Balls ..... 8 Double Plays ..... 117 Fielding Percent ..... 971	<b>1992</b> Putouts ..... 3,738 Assists ..... 1,507 Errors ..... 179 Passed Balls ..... 9 Double Plays ..... 141 Fielding Percent ..... 966	<b>2004</b> Putouts ..... 3,597 Assists ..... 1,342 Errors ..... 97 Passed Balls ..... 16 Double Plays ..... 134 Fielding Percent ..... 981	<b>2016</b> Putouts ..... 3,761 Assists ..... 1,465 Errors ..... 102 Passed Balls ..... 20 Double Plays ..... 160 Fielding Percent ..... 981
<b>1969</b> Putouts ..... 3,431 Assists ..... 1,422 Errors ..... 172 Passed Balls ..... 13 Double Plays ..... 137 Fielding Percent ..... 965	<b>1981</b> Putouts ..... 3,602 Assists ..... 1,503 Errors ..... 157 Passed Balls ..... 11 Double Plays ..... 125 Fielding Percent ..... 970	<b>1993</b> Putouts ..... 3,706 Assists ..... 1,515 Errors ..... 164 Passed Balls ..... 25 Double Plays ..... 133 Fielding Percent ..... 970	<b>2005</b> Putouts ..... 3,764 Assists ..... 1,436 Errors ..... 130 Passed Balls ..... 9 Double Plays ..... 136 Fielding Percent ..... 976	<b>2017</b> Putouts ..... 3,694 Assists ..... 1,208 Errors ..... 102 Passed Balls ..... 7 Double Plays ..... 107 Fielding Percent ..... 980
<b>1970</b> Putouts ..... 3,573 Assists ..... 1,389 Errors ..... 152 Passed Balls ..... 11 Double Plays ..... 131 Fielding Percent ..... 978	<b>1982</b> Putouts ..... 3,596 Assists ..... 1,438 Errors ..... 138 Passed Balls ..... 14 Double Plays ..... 134 Fielding Percent ..... 973	<b>1994</b> Putouts ..... 3,821 Assists ..... 1,539 Errors ..... 141 Passed Balls ..... 8 Double Plays ..... 144 Fielding Percent ..... 974	<b>2006</b> Putouts ..... 3,766 Assists ..... 1,450 Errors ..... 112 Passed Balls ..... 22 Double Plays ..... 115 Fielding Percent ..... 979	<b>2018</b> Putouts ..... 3,587 Assists ..... 1,280 Errors ..... 94 Passed Balls ..... 14 Double Plays ..... 130 Fielding Percent ..... 981
<b>1971</b> Putouts ..... 3,569 Assists ..... 1,404 Errors ..... 169 Passed Balls ..... 11 Double Plays ..... 128 Fielding Percent ..... 967	<b>1983</b> Putouts ..... 3,530 Assists ..... 1,407 Errors ..... 123 Passed Balls ..... 7 Double Plays ..... 123 Fielding Percent ..... 976	<b>1995</b> Putouts ..... 3,743 Assists ..... 1,549 Errors ..... 134 Passed Balls ..... 10 Double Plays ..... 122 Fielding Percent ..... 975	<b>2007</b> Putouts ..... 3,687 Assists ..... 1,355 Errors ..... 100 Passed Balls ..... 15 Double Plays ..... 138 Fielding Percent ..... 981	<b>2019</b> Putouts ..... 3,654 Assists ..... 1,235 Errors ..... 109 Passed Balls ..... 18 Double Plays ..... 134 Fielding Percent ..... 978
<b>1972</b> Putouts ..... 3,454 Assists ..... 1,378 Errors ..... 141 Passed Balls ..... 9 Double Plays ..... 125 Fielding Percent ..... 972	<b>1984</b> Putouts ..... 3,514 Assists ..... 1,470 Errors ..... 138 Passed Balls ..... 9 Double Plays ..... 143 Fielding Percent ..... 973	<b>1996</b> Putouts ..... 3,587 Assists ..... 1,301 Errors ..... 157 Passed Balls ..... 15 Double Plays ..... 113 Fielding Percent ..... 969	<b>2008</b> Putouts ..... 3,679 Assists ..... 1,377 Errors ..... 123 Passed Balls ..... 23 Double Plays ..... 130 Fielding Percent ..... 976	<b>2021</b> Putouts ..... 3,336 Assists ..... 1,161 Errors ..... 80 Passed Balls ..... 13 Double Plays ..... 120 Fielding Percent ..... 983
<b>1973</b> Putouts ..... 3,531 Assists ..... 1,413 Errors ..... 153 Passed Balls ..... 16 Double Plays ..... 130 Fielding Percent ..... 970	<b>1985</b> Putouts ..... 3,673 Assists ..... 1,567 Errors ..... 147 Passed Balls ..... 8 Double Plays ..... 142 Fielding Percent ..... 973	<b>1997</b> Putouts ..... 3,702 Assists ..... 1,509 Errors ..... 138 Passed Balls ..... 9 Double Plays ..... 138 Fielding Percent ..... 974	<b>2009</b> Putouts ..... 3,810 Assists ..... 1,392 Errors ..... 132 Passed Balls ..... 15 Double Plays ..... 123 Fielding Percent ..... 975	<b>2022</b> Putouts ..... 3,835 Assists ..... 1,335 Errors ..... 101 Passed Balls ..... 17 Double Plays ..... 105 Fielding Percent ..... 981
<b>1974</b> Putouts ..... 3,489 Assists ..... 1,393 Errors ..... 120 Passed Balls ..... 17 Double Plays ..... 112 Fielding Percent ..... 976	<b>1986</b> Putouts ..... 3,559 Assists ..... 1,381 Errors ..... 130 Passed Balls ..... 12 Double Plays ..... 125 Fielding Percent ..... 974	<b>1998</b> Putouts ..... 3,741 Assists ..... 1,449 Errors ..... 141 Passed Balls ..... 10 Double Plays ..... 139 Fielding Percent ..... 974	<b>2010</b> Putouts ..... 3,679 Assists ..... 1,377 Errors ..... 123 Passed Balls ..... 23 Double Plays ..... 130 Fielding Percent ..... 976	
<b>1975</b> Putouts ..... 3,388 Assists ..... 1,267 Errors ..... 157 Passed Balls ..... 16 Double Plays ..... 113 Fielding Percent ..... 967	<b>1987</b> Putouts ..... 3,597 Assists ..... 1,541 Errors ..... 134 Passed Balls ..... 11 Double Plays ..... 128 Fielding Percent ..... 975	<b>1999</b> Putouts ..... 3,696 Assists ..... 1,322 Errors ..... 106 Passed Balls ..... 16 Double Plays ..... 116 Fielding Percent ..... 979	<b>2011</b> Putouts ..... 3,791 Assists ..... 1,257 Errors ..... 129 Passed Balls ..... 16 Double Plays ..... 112 Fielding Percent ..... 975	
<b>1976</b> Putouts ..... 3,558 Assists ..... 1,586 Errors ..... 154 Passed Balls ..... 15 Double Plays ..... 155 Fielding Percent ..... 971	<b>1988</b> Putouts ..... 3,583 Assists ..... 1,289 Errors ..... 126 Passed Balls ..... 12 Double Plays ..... 106 Fielding Percent ..... 975	<b>2000</b> Putouts ..... 3,726 Assists ..... 1,459 Errors ..... 133 Passed Balls ..... 8 Double Plays ..... 154 Fielding Percent ..... 976	<b>2012</b> Putouts ..... 3,755 Assists ..... 1,359 Errors ..... 135 Passed Balls ..... 19 Double Plays ..... 139 Fielding Percent ..... 974	
<b>1977</b> Putouts ..... 3,593 Assists ..... 1,545 Errors ..... 145 Passed Balls ..... 18 Double Plays ..... 126 Fielding Percent ..... 973	<b>1989</b> Putouts ..... 3,733 Assists ..... 1,461 Errors ..... 136 Passed Balls ..... 15 Double Plays ..... 142 Fielding Percent ..... 974	<b>2001</b> Putouts ..... 3,825 Assists ..... 1,442 Errors ..... 105 Passed Balls ..... 9 Double Plays ..... 115 Fielding Percent ..... 980	<b>2013</b> Putouts ..... 3,743 Assists ..... 1,500 Errors ..... 136 Passed Balls ..... 20 Double Plays ..... 137 Fielding Percent ..... 975	

# OPENING DAY LINEUPS (1966-2022)

## April 22, 1966

Amado Samuel ..... SS  
 Ethan Blackaby ..... RF  
 Bill Cowan ..... CF  
 Jim Beauchamp ..... 1B  
 Tommie Aaron ..... LF  
 Billy Southworth ..... 3B  
 Marv Breeding ..... 2B  
 Ed Sadowski ..... C  
 Dick Kelley ..... P  
 L 3-2 vs. Rochester

## April 27, 1967

Angel Hermoso ..... 2B  
 Mike Lum ..... RF  
 Vince Ferguson ..... CF  
 Dave Nicholson ..... LF  
 George Kopacz ..... 1B  
 Ed Pacheco ..... SS  
 Marv Breeding ..... 3B  
 John Hoffman ..... C  
 Ed Rakow ..... P  
**W 9-5 vs. Syracuse**

## April 20, 1968

Gil Garrido ..... SS  
 Santiago Rosario ..... LF  
 Chuck Harrison ..... 1B  
 Adrian Garrett ..... 3B  
 Dave Nicholson ..... RF  
 Jesse Gonder ..... C  
 Cito Gaston ..... CF  
 Al Cambero ..... 2B  
 Larry Maxie ..... P  
 L 2-1 vs. Rochester

## April 20, 1969

Oscar Brown ..... CF  
 Frank Obregon ..... SS  
 Mike Page ..... RF  
 Mike de la Hoz ..... 3B  
 Hal Breeden ..... 1B  
 Jack Damaska ..... 2B  
 Dave Adlesh ..... C  
 Adrian Garrett ..... LF  
 Paul Doyle ..... P  
 L 4-2 vs. Syracuse

## April 17, 1970

Dusty Baker ..... RF  
 Oscar Brown ..... CF  
 Darrell Evans ..... 3B  
 Jim Breazeale ..... 1B  
 Shaun Fitzmaurice ..... LF  
 Jack Crist ..... 2B  
 Buddy Booker ..... C  
 Frank Obregon ..... SS  
 Julio Navarro ..... P  
 L 2-1 vs. Toledo

## April 17, 1971

Guy Rose ..... CF  
 Oscar Brown ..... RF  
 Tommie Aaron ..... 3B  
 Darrell Evans ..... LF  
 Jim Breazeale ..... 1B  
 Van Kelly ..... 2B  
 Fred Velazquez ..... C  
 Leo Foster ..... SS  
 Gary Neibauer ..... P  
**W 5-3 vs. Toledo**

## April 14, 1972

Guy Rose ..... CF  
 Luis Alcaraz ..... 2B  
 Tommie Aaron ..... 3B  
 Rich Joseph ..... 1B  
 Rich Barry ..... LF  
 Shaun Fitzmaurice ..... RF  
 Bob Didier ..... C  
 Leo Foster ..... SS  
 Rick Kester ..... P  
 L 5-4 vs. Toledo (10.)

## April 13, 1973

Chico Ruiz ..... 2B  
 Rowland Office ..... CF  
 Andrew Thornton ..... 3B  
 Jack Pierce ..... 1B  
 Thomie Fitzmaurice ..... DH  
 John Fuller ..... RF  
 Guy Rose ..... LF  
 Leo Foster ..... SS  
 Bob Didier ..... C  
 Max Leon ..... P  
 L 6-3 vs. Pawtucket

## April 19, 1974

Bob Beall ..... 1B  
 Oscar Brown ..... CF  
 John Fuller ..... LF  
 Wayne Nordhagen ..... RF  
 Jim Breazeale ..... C  
 Larvell Blanks ..... 3B  
 Rod Gilbreath ..... 2B  
 Sonny Jackson ..... SS  
 Max Leon ..... P  
**W 4-3 vs. Syracuse (10)**

## April 11, 1975

Bob Beall ..... RF  
 Wayne Nordhagen ..... LF  
 Reggie Sanders ..... 1B  
 Brian Asselstine ..... CF  
 Jim Breazeale ..... C  
 Junior Moore ..... 3B  
 Jeff Geach ..... 2B  
 Dale Soderholm ..... SS  
 Domingo Figueroa ..... P  
 L 13-2 vs. Syracuse

## April 16, 1976

Bob Beall ..... 1B  
 Brian Asselstine ..... CF  
 Junior Moore ..... RF  
 Reggie Sanders ..... DH  
 Joe Nolan ..... C  
 Jeff Geach ..... 3B  
 Chico Ruiz ..... 2B  
 Jimmy Collins ..... LF  
 Pat Rockett ..... SS  
 Frank LaCorte ..... P  
**W 17-1 vs. Syracuse**

## April 15, 1977

Bob Beall ..... 1B  
 Chico Ruiz ..... 2B  
 Jimmy Collins ..... RF  
 Jeff Geach ..... LF  
 Jim Breazeale ..... DH  
 Dale Murphy ..... C  
 Barry Bonnell ..... CF  
 Jerry Maddox ..... 3B  
 Rob Bellori ..... SS  
 Al Autry ..... P  
 L 5-1 vs. Toledo

## April 14, 1978

Eddie Miller ..... CF  
 Rob Bellori ..... SS  
 Mike Macha ..... DH  
 Larry Whisenton ..... LF  
 Jerry Maddox ..... 3B  
 Glenn Hubbard ..... 2B  
 Hank Small ..... 1B  
 Bruce Benedict ..... C  
 Jim Arline ..... RF  
 Larry McWilliams ..... P  
**W 3-2 vs. Rochester**

## April 11, 1979

Eddie Miller ..... CF  
 Chico Ruiz ..... 2B  
 Larry Whisenton ..... LF  
 Hank Small ..... 1B  
 Terry Harper ..... RF  
 Jerry Maddox ..... 3B  
 Jim Arline ..... DH  
 Larry Owen ..... C  
 Pat Rockett ..... SS  
 Tony Brizzolara ..... P  
 L 3-2 vs. Toledo (11 in.)

## April 16, 1980

Jim Wessinger ..... 3B  
 Glenn Hubbard ..... 2B  
 Larry Whisenton ..... RF  
 Jerry Keller ..... DH  
 Terry Harper ..... CF  
 Ken Smith ..... 1B  
 Rufino Linares ..... LF  
 Bruce Benedict ..... C  
 Rafael Ramirez ..... SS  
 Tony Brizzolara ..... P  
 L 6-0 vs. Toledo

## April 10, 1981

Brett Butler ..... CF  
 Matt Sinatra ..... C  
 Larry Whisenton ..... LF  
 Jerry Keller ..... DH  
 Ken Smith ..... 1B  
 Craig Landis ..... RF  
 Steve Hammond ..... 3B  
 Paul Runge ..... 2B  
 Chico Ruiz ..... 2B  
 Larry McWilliams ..... P  
 L 10-4 @ Toledo

## April 13, 1982

Albert Hall ..... CF  
 Paul Runge ..... 2B  
 Gerald Perry ..... 1B  
 Terry Harper ..... RF  
 Bob Porter ..... DH  
 Leo Vargas ..... LF  
 Mike Colbern ..... C  
 Paul Zuvella ..... SS  
 Brook Jacoby ..... 3B  
 Ken Dayley ..... P  
 L 4-2 @ Columbus

## April 12, 1983

Albert Hall ..... CF  
 Gerald Perry ..... 1B  
 Brad Komminsk ..... LF  
 Larry Whisenton ..... RF  
 Brook Jacoby ..... 3B  
 Leo Vargas ..... DH  
 Paul Runge ..... 2B  
 Matt Sinatra ..... C  
 Paul Zuvella ..... SS  
 Bob Walk ..... P  
 L 10-4 vs. Toledo

## April 10, 1984

Milt Thompson ..... CF  
 Tom Hayes ..... 3B  
 Larry Whisenton ..... DH  
 Brad Komminsk ..... LF  
 Rufino Linares ..... RF  
 Ken Smith ..... 1B  
 Paul Zuvella ..... SS  
 Roger LaFrancois ..... C  
 Chico Ruiz ..... 2B  
 Tony Brizzolara ..... P  
 L 10-0 @ Columbus

## April 11, 1985

Milt Thompson ..... CF  
 Randy Johnson ..... 3B  
 Doc Estes ..... 1B  
 Miguel Sosa ..... 2B  
 Gene Roof ..... LF  
 Lee Graham ..... RF  
 Glenn Gulliver ..... DH  
 Carlos Rios ..... SS  
 Larry Owen ..... C  
 Steve Shields ..... P  
 L 9-1 @ Syracuse

## April 11, 1986

Albert Hall ..... CF  
 Paul Zuvella ..... SS  
 Gerald Perry ..... 1B  
 Brad Komminsk ..... 3B  
 Doc Estes ..... LF  
 Paul Runge ..... 2B  
 John Rabb ..... DH  
 Lee Graham ..... RF  
 Larry Owen ..... C  
 Steve Shields ..... P  
**W 12-2 vs. Rochester**

## April 10, 1987

Kelly Heath ..... LF  
 Paul Runge ..... 3B  
 Darryl Motley ..... CF  
 Dave Griffin ..... DH  
 John Rabb ..... 1B  
 Mike Brown ..... RF  
 Mike Fischlin ..... SS  
 Stan Cliburn ..... C  
 Jeff Blauser ..... 2B  
 Cliff Speck ..... P  
 L 14-7 vs. Syracuse

## April 7, 1988

Greg Tubbs ..... CF  
 Jeff Blauser ..... SS  
 Jeff Wetherby ..... LF  
 Ron Gant ..... 2B  
 Lonnie Smith ..... DH  
 Dave Justice ..... RF  
 Dave Griffin ..... 1B  
 Alex Smith ..... 3B  
 John Mizerock ..... C  
 Marty Clary ..... P  
 L 5-3 vs. Pawtucket

## April 5, 1989

Barry Jones ..... LF  
 Chris Shaddy ..... SS  
 Tommy Green ..... 2B  
 German Rivera ..... 3B  
 Ed Whitted ..... DH  
 Dave Justice ..... RF  
 Drew Benson ..... 1B  
 Terry Blocker ..... CF  
 John Mizerock ..... C  
 Marty Clary ..... P  
**W 3-1 @ Columbus**

## April 7, 1990

Greg Tubbs ..... LF  
 Tommy Hinzo ..... 2B  
 Ed Whitted ..... 3B  
 Geronimo Berroa ..... RF  
 Francisco Cabrera ..... 1B  
 Brian Hunter ..... DH  
 Greg Olson ..... C  
 Dennis Hood ..... CF  
 Ken Dowell ..... SS  
 Rusty Richards ..... P  
 L 4-3 vs. Columbus

## April 10, 1991

Rico Rossy ..... SS  
 John Avala ..... 2B  
 Mike Bell ..... 1B  
 Brian Hunter ..... LF  
 Tracy Woodson ..... 3B  
 Andy Tomberlin ..... CF  
 Glenn Wilson ..... DH  
 Kelly Mann ..... C  
 Mike Loggins ..... RF  
 Randy Kramer ..... P  
 L 5-3 @ Columbus

## April 9, 1992

Bobby Moore ..... RF  
 Sean Ross ..... CF  
 Jeff Manto ..... 3B  
 Boi Rodriguez ..... DH  
 Francisco Cabrera ..... C  
 Ryan Klesko ..... 1B  
 Keith Mitchell ..... LF  
 Vinny Castilla ..... SS  
 Keith Smith ..... 2B  
 Armando Reynoso ..... P  
**W 10-1 vs. Columbus**

## April 8, 1993

Ramon Caraballo ..... 2B  
 Tony Tarasco ..... RF  
 Chipper Jones ..... SS  
 Ryan Klesko ..... 1B  
 Melvin Nieves ..... LF  
 Javy Lopez ..... C  
 Mike Kelly ..... CF  
 Jose Oliva ..... 3B  
 Mike Birkbeck ..... P  
**W 9-0 @ ScrantonWB**

## April 7, 1994

Jarvis Brown ..... CF  
 Mike Mordecai ..... SS  
 Beau Alred ..... RF  
 Jose Oliva ..... 3B  
 Luis Lopez ..... 1B  
 Troy Hughes ..... LF  
 Eddie Perez ..... C  
 Ramon Caraballo ..... DH  
 Jose Olmeda ..... 2B  
 Mike Birkbeck ..... P  
**W 7-1 vs. Toledo**

## April 6, 1995

Kevin O'Connor ..... LF  
 Jose Olmeda ..... 2B  
 Jose Munoz ..... 3B  
 Darren Reed ..... RF  
 Mike Twardoski ..... 1B  
 Francisco Cabrera ..... DH  
 John Orton ..... C  
 Bobby Moore ..... CF  
 Ed Giovanola ..... SS  
 Don Nichols ..... P  
**W 7-0 @ Columbus**

## April 5, 1996

Damon Hollins ..... CF  
 Tony Graffanino ..... 2B  
 Robert Smith ..... 3B  
 Jermaine Dye ..... RF  
 Omar Garcia ..... 1B  
 Aldo Pecorilli ..... DH  
 Bobby Moore ..... LF  
 Pablo Martinez ..... SS  
 Joe Ayraut ..... C  
 Brad Woodall ..... P  
 L 4-1 vs. Columbus

## April 3, 1997

Marty Malloy ..... 2B  
 Ed Giovanola ..... SS  
 Damon Hollins ..... CF  
 Tommy Gregg ..... RF  
 Randall Simon ..... 1B  
 Wes Helms ..... 3B  
 Brad Tyler ..... LF  
 Fausto Tejero ..... C  
 Brad Woodall ..... P  
 L 9-5 @ Scranton/WB

## April 9, 1998

Mike Warner ..... CF  
 Marty Malloy ..... 2B  
 Damon Hollins ..... RF  
 Randall Simon ..... 1B  
 Gene Schall ..... LF  
 Wes Helms ..... 3B  
 Ray Holbert ..... SS  
 Fausto Tejero ..... C  
 Paul Byrd ..... P  
 L 7-3 vs. Charlotte

## April 8, 1999

Lonell Roberts ..... CF  
 Marty Malloy ..... 3B  
 Brad Tyler ..... DH  
 Gene Schall ..... LF  
 George Lombard ..... 1B  
 Steve Sisco ..... 2B  
 Gabe Whately ..... RF  
 Mark DeRosa ..... SS  
 Pascual Matos ..... C  
 Micah Bowie ..... P  
 L 2-1 @ Durham

## April 6, 2000

George Lombard ..... LF  
 Steve Sisco ..... 2B  
 Tim Unroe ..... RF  
 Brian Hunter ..... 1B  
 Wes Helms ..... 3B  
 Mark DeRosa ..... SS  
 Tyrone Pendergrass ..... CF  
 Pascual Matos ..... C  
 Don Wengert ..... P  
 L 5-2 vs. Indianapolis

HISTORY



**April 5, 2001**

Pedro Swann . . . . . LF  
 Mark DeRosa . . . . . SS  
 Mike Robertson . . . . . RF  
 Chan Perry . . . . . 1B  
 Howard Battle . . . . . DH  
 Marcus Giles . . . . . 2B  
 Jesse Levis . . . . . C  
 Jesse Garcia . . . . . 3B  
 Michael Carter . . . . . CF  
 Damian Moss . . . . . P  
 L 1-0 @ Durham

**April 4, 2002**

Damon Hollins . . . . . CF  
 Ramon Castro . . . . . SS  
 Matt Franco . . . . . DH  
 Ozzie Timmons . . . . . RF  
 Tim Unroe . . . . . 1B  
 Travis Wilson . . . . . LF  
 Mike Hessman . . . . . 3B  
 Steve Torrealba . . . . . C  
 Chris Petersen . . . . . 2B  
 Doug Linton . . . . . P  
**W 5-3 vs. Durham**

**April 3, 2003**

Donzell McDonald . . . . . CF  
 Jesse Garcia . . . . . SS  
 Wilson Betemit . . . . . 3B  
 Mike Hessman . . . . . 1B  
 Johnny Estrada . . . . . C  
 Travis Wilson . . . . . DH  
 Damon Hollins . . . . . RF  
 Nick Green . . . . . 2B  
 Stubby Clapp . . . . . LF  
 Ryan Glynn . . . . . P  
 L 7-6 @ Charlotte

**April 8, 2004**

Ryan Langerhans . . . . . CF  
 Jorge Velandia . . . . . SS  
 Ryan Jackson . . . . . 1B  
 Damon Hollins . . . . . RF  
 Wilson Betemit . . . . . 3B  
 Joe DePastino . . . . . C  
 Russ Branyan . . . . . LF  
 Nick Green . . . . . 2B  
 Travis Smith . . . . . P  
**W 2-0 vs. Louisville**

**April 8, 2005**

Esix Snead . . . . . CF  
 Jason Bourgeois . . . . . 2B  
 John Barnes . . . . . RF  
 James Jurrjes . . . . . DH  
 Andy Marte . . . . . 3B  
 Carlos Mendez . . . . . 1B  
 Bill McCarthy . . . . . LF  
 Braynan Pena . . . . . C  
 Tony Pena . . . . . SS  
 Kyle Davies . . . . . P  
**W 5-4 @ Buffalo**

**April 6, 2006**

Caesar Crespo . . . . . CF  
 Bryan Pena . . . . . C  
 James Jurrjes . . . . . 2B  
 Bill McCarthy . . . . . LF  
 Scott Thorman . . . . . DH  
 David Kelton . . . . . RF  
 Wes Timmons . . . . . 3B  
 Jonathan Schuerholz . . . . . 2B  
 Tony Pena . . . . . SS  
 Anthony Lerew . . . . . P  
**W 5-4 @ Buffalo**

**April 9, 2007**

Willie Harris . . . . . LF  
 Martin Prado . . . . . 2B  
 Yunel Escobar . . . . . SS  
 Doug Clark . . . . . DH  
 T.J. Bohn . . . . . RF  
 Barbaro Canizares . . . . . 1B  
 Corky Miller . . . . . C  
 Gregor Blanco . . . . . CF  
 Wes Timmons . . . . . 3B  
 Buddy Carlyle . . . . . P  
 L 8-5 @ Scranton/WB

**April 3, 2008**

Josh Anderson . . . . . CF  
 Brent Lillibridge . . . . . SS  
 Brandon Jones . . . . . LF  
 Barbaro Canizares . . . . . DH  
 Joe Borchard . . . . . RF  
 Scott Thorman . . . . . 1B  
 J.C. Holt . . . . . 2B  
 Clint Sammons . . . . . C  
 Wes Timmons . . . . . 3B  
 Buddy Carlyle . . . . . P  
 L 9-5 vs. Rochester

**April 9, 2009**

Gregor Blanco . . . . . CF  
 Diory Hernandez . . . . . SS  
 Brandon Jones . . . . . LF  
 Barbaro Canizares . . . . . 1B  
 Brooks Conrad . . . . . 2B  
 Joe Borchard . . . . . DH  
 Van Pope . . . . . 3B  
 J.C. Boscan . . . . . C  
 Reid Gorecki . . . . . RF  
 Tommy Hanson . . . . . P  
**W 9-1 @ Charlotte**

**April 8, 2010**

Gregor Blanco . . . . . CF  
 Matt Young . . . . . LF  
 Joe Thurston . . . . . 2B  
 Barbaro Canizares . . . . . DH  
 Freddie Freeman . . . . . 1B  
 Brent Clevlen . . . . . RF  
 Brandon Hicks . . . . . SS  
 Clint Sammons . . . . . C  
 Wes Timmons . . . . . 3B  
 James Parr . . . . . P  
**W 8-6 vs. Charlotte**

**April 7, 2011**

Jordan Schafer . . . . . CF  
 Jose Constanza . . . . . LF  
 Willie Cabrera . . . . . RF  
 Ed Lucas . . . . . SS  
 Diory Hernandez . . . . . 2B  
 Joe Mather . . . . . 1B  
 Mauro Gomez . . . . . DH  
 Shawn Bowman . . . . . 3B  
 Wilkin Castillo . . . . . C  
 Rodrigo Lopez . . . . . P  
**W 2-1 vs. Durham**

**April 5, 2012**

Luis Durango . . . . . CF  
 Jordan Parraz . . . . . RF  
 Stefan Gartrell . . . . . LF  
 Ernesto Mejia . . . . . 1B  
 Joey Terdoslavich . . . . . 3B  
 Christian Marrero . . . . . DH  
 Josh Wilson . . . . . 2B  
 Greg Paiml . . . . . SS  
 J.C. Boscan . . . . . C  
 Todd Redmond . . . . . P  
 L 4-3 @ Durham (12 in)

**April 5, 2013**

Jose Constanza . . . . . LF  
 Tyler Pastornicky . . . . . SS  
 Joey Terdoslavich . . . . . RF  
 Ernesto Mejia . . . . . 1B  
 Blake DeWitt . . . . . 2B  
 Todd Cunningham . . . . . CF  
 Joe Leonard . . . . . 3B  
 Jordan Parraz . . . . . DH  
 Matt Pagnozzi . . . . . C  
 Sean Gilmartin . . . . . P  
**W 5-4 vs. Charlotte**

**April 3, 2014**

Jose Constanza . . . . . LF  
 Todd Cunningham . . . . . CF  
 Joey Terdoslavich . . . . . RF  
 Ernesto Mejia . . . . . 1B  
 Tommy La Stella . . . . . 2B  
 Edward Salcedo . . . . . 3B  
 Mark Hamilton . . . . . DH  
 Christian Bethancourt . . . . . C  
 Tyler Greene . . . . . SS  
 Gavin Floyd . . . . . P  
 L 7-6 @ Durham

**April 9, 2015**

Todd Cunningham . . . . . CF  
 Jose Peraza . . . . . 2B  
 Eury Perez . . . . . RF  
 Pedro Ciriaco . . . . . 3B  
 Cedric Hunter . . . . . DH  
 Joe Benson . . . . . LF  
 Elmer Reyes . . . . . SS  
 Sean Kazmar Jr. . . . . 1B  
 Braeden Schlehuber . . . . . C  
 Mike Foltyniewicz . . . . . P  
 L 1-0 vs. Durham

**April 7, 2016**

Mallex Smith . . . . . CF  
 Daniel Castro . . . . . SS  
 Reid Brignac . . . . . 2B  
 Tyler Moore . . . . . DH  
 Matt Tuasosopo . . . . . LF  
 Blake Lalli . . . . . 1B  
 Ryan Lavarnway . . . . . C  
 Rio Ruiz . . . . . 3B  
 Chase d'Arnaud . . . . . RF  
 Jhoulys Chacin . . . . . P  
**W 2-0 @ Norfolk**

**April 6, 2017**

Ozzie Albies . . . . . 2B  
 Johan Camargo . . . . . SS  
 Mel Rojas Jr. . . . . RF  
 Matt Tuasosopo . . . . . 1B  
 Rio Ruiz . . . . . 3B  
 Adam Brett Walker . . . . . LF  
 Blake Lalli . . . . . C  
 Kyle Kubitzka . . . . . DH  
 Xavier Avery . . . . . CF  
 Aaron Blair . . . . . P  
 L 10-8 vs. Durham

**April 6, 2018**

Danny Santana . . . . . CF  
 Ronald Acuna Jr. . . . . LF  
 Jaff Decker . . . . . DH  
 Carlos Franco . . . . . 1B  
 Dustin Peterson . . . . . RF  
 Rio Ruiz . . . . . 3B  
 Sean Kazmar Jr. . . . . SS  
 Rob Brantly . . . . . C  
 Christian Colon . . . . . 2B  
 Mike Soroka . . . . . P  
**W 3-1 @ Norfolk**

**April 4, 2019**

Rafael Ortega . . . . . CF  
 Andres Blanco . . . . . 2B  
 Austin Riley . . . . . 3B  
 Adam Duvall . . . . . LF  
 Alex Jackson . . . . . C  
 Pedro Florimon . . . . . DH  
 Ryan LaMarre . . . . . RF  
 Sean Kazmar Jr. . . . . 1B  
 Luis Marte . . . . . SS  
 Mike Foltyniewicz . . . . . P  
**W 3-1 vs. Norfolk**

**May 4, 2021**

Drew Waters . . . . . CF  
 Ryan Goins . . . . . 2B  
 Orlando Arcia . . . . . SS  
 Johan Camargo . . . . . 1B  
 Travis Demeritte . . . . . DH  
 Abraham Almonte . . . . . RF  
 Phillip Ervin . . . . . LF  
 Yolmer Sanchez . . . . . 3B  
 Carlos Martinez . . . . . C  
 Kyle Muller . . . . . P  
**W 10-9 @ Charlotte (12 in)**

**April 5, 2022**

Phil Gosselin . . . . . LF  
 Ryan Goins . . . . . 2B  
 Travis Demeritte . . . . . RF  
 John Nogowski . . . . . 1B  
 Pat Valaika . . . . . 3B  
 Braden Shewmake . . . . . SS  
 Yariel Gonzalez . . . . . DH  
 Chadwick Tromp . . . . . C  
 Justin Dean . . . . . CF  
 Kyle Muller . . . . . P  
 L 2-1 @ Memphis

# ALL-TIME RICHMOND & GWINNETT ROSTER (1,467 PLAYERS)

## A (58)

Aardsma, David (15)  
Aaron, Tommie (66-67, 71-72)  
Abbott, Kurt (01)  
Abreu, Juan (11)  
Abreu, Winston (00)  
Acker, Jim (81)  
Acosta, Manny (06-09)  
Acuna Jr., Ronald (17-18, 22)  
Adams, Lane (17-18)  
Adlesh, Dave (69)  
Adrianza, Ehire (22)  
Aguilar, Ray (03-04)  
Akins, Sidney (88)  
Alaniz, R.J. (22)  
Alba, Gibson (90-91)  
Albers, Andrew (17)  
Alberts, Butch (80)  
Albree, Ozzie (16-17, 22)  
Alvarez, Luis (80)  
Alexander, Roger (75, 77-79)  
Alicea, Edwin (88-89)  
Allard, Kolby (18-19)  
Allen, Hank (71)  
Allred, Beau (94)  
Almanza, Armando (04)  
Almanzer, Carlos (06)  
Almonte, Abraham (21)  
Almonte, Hector (05)  
Alomar, Sandy (66)  
Alva, John (90-91)  
Alvarez, Dario (16)  
Alvarez, Jose (81-83, 86-88, 95)  
Amaral, Rich (00)  
Anderson, Ian (19, 21-22)  
Anderson, Josh (08, 10)  
Anderson, Larry (79)  
Angelini, Norm (76-77)  
Arano, Victor (21)  
Arcia, Orlando (21-22)  
Arlich, Don (68-69)  
Arline, Jim (78-79)  
Armas, Tony (09)  
Arnold, Derrick (08)  
Arnold, Jamie (98)  
Aro, Jonathan (19)  
Arrigo, Gerry (71)  
Arteaga, Josh (05)  
Asencio, Jairo (09, 11)  
Asselstine, Brian (75-77, 79)  
Atkins, Mitch (14)  
Autry, Al (76-77)  
Avery, Steve (90, 00)  
Avery, Xavier (17-18)  
Avilian, Luis (14)  
Ayala, Luis (13)  
Aybar, Erick (16)  
Aybar, Willy (06)  
Ayrault, Joe (96-97)

## B (140)

Baerlocher, Ryan (07)  
Baker, Brad (06)  
Baker, Dusty (69-71)  
Bales, Lee (66)  
Ballier, Jay (93)  
Bannon, Rylan (22)  
Banuelos, Manny (15-16)  
Barber, Steve (70)  
Bark, Brian (92-95)  
Barker, Brandon (15)  
Barkett, Andy (00, 05)  
Barnes, John (05)  
Barnowski, Ed (68)  
Barreda, Manny (17)  
Barry, Kevin (04-07)  
Barry, Rich (72)  
Barton, Brian (09)  
Basner, Ryan (05-08)  
Bass, Jayson (99)  
Bates, Del (67-68)  
Batista, Miguel (12)  
Battle, Howard (99, 01)  
Bautista, Danny (97)  
Bautista, Jose (18)  
Beachy, Brandon (10-11, 13)  
Beall, Bob (74-77, 79-80)  
Beard, Dave (86)

Beard, Mike (71-73, 75-76)  
Beasley, Raymond (98, 00-02)  
Beato, Tom (14)  
Beauchamp, Jim (66-67)  
Beauchamp, Kash (88-89)  
Bechtold, George (69)  
Beckham, Gordon (16)  
Bedrosian, Steve (81)  
Behenna, Rick (83)  
Beimel, Joe (13)  
Belisle, Matt (03)  
Bell, Chad (18)  
Bell, Mike (91)  
Bell, Terry (88-89)  
Belliard, Rafael (98)  
Bellor, Rob (75-78)  
Beltré, Esteban (96)  
Benbow, Lou (96)  
Benedict, Bruce (78, 80)  
Bennett, Jeff (07, 09)  
Bennett, Paul (08)  
Benson, Joe (15)  
Bernard, Miguel (05)  
Bernero, Adam (05)  
Berroa, Geronimo (90)  
Bethemit, Wilson (02-04)  
Bethancourt, Christian (14-15)

Biddle, Jesse (18-19, 21)  
Bigbie, Larry (07)  
Birkbeck, Mike (93-94)  
Bisenius, Joe (13)  
Blackaby, Ethan (66)  
Blair, Aaron (16-18)  
Blair, Dirk (95)  
Blanco, Andres (19)  
Blanco, Gregor (06-07, 09-10)  
Blanks, Larvell (73-74)  
Blasingame, Wade (66)  
Blasinger, Jeff (87-88)  
Blefary, Curt (73)  
Blocker, Terry (88-89)  
Bockhorn, Glen (82)  
Boever, Joe (87-88)  
Boggs, Brandon (13-14)  
Boggs, Mitchell (15)  
Boggs, Tommy (78-79, 82-83)  
Bohn, T.J. (07)  
Bolívar, Luis (10)  
Bong, Jung Keun (03)  
Bonifacio, Emilio (16)  
Bonnell, Barry (76-77)  
Booker, Buddy (69-70)  
Borbon, Pedro (93-94, 98)  
Borchart, Joe (08-09)  
Boris, Paul (84)  
Borkovich, Walter (19)  
Borowski, Joe (96-97)  
Boscan, J.C. (02-05, 09-12)  
Boscan, Wilfredo (16)  
Bourgeois, Jason (05)  
Bourjos, Peter (18)  
Bowie, Micah (99)  
Bowman, Ernie (68)  
Bowman, Shawn (11)  
Boyer, Blaine (07)  
Brach, Brad (22)  
Bracho, Silvino (22)  
Bradford, Chasen (21)  
Bradford, Larry (77-79, 84)  
Bradley, Jed (16)  
Bragg, Darren (02)  
Brantly, Rob (18)  
Branyan, Russell (04)  
Breazeale, Jim (70-71, 73-77)  
Breeden, Hal (69-70)  
Breeding, Marv (66-67)  
Brennan, Brandon (22)  
Briggs, Anthony (98)  
Brigham, Jake (15)  
Brignac, Reid (16)  
Britton, Jim A. (66-67)  
Britton, Jimmy (71, 73)  
Brizzolara, Tony (78, 85)  
Broadway, Michael (10)  
Brock, Chris (95-97)  
Brooks, Antone (99)  
Brooks, Frank (05)  
Brothers, Rex (17-18)  
Brow, Scott (97)  
Brower, Jim (05)

Brown, Jarvis (94)  
Brown, Jeff (95)  
Brown, Mike (87)  
Brown, Oscar (69-72, 74)  
Brownlie, Bobby (09)  
Bruce, Bob (67)  
Brugman, Jaycob (21)  
Buchter, Ryan (12-14)  
Buckley, Travis (98)  
Bueno, Francisley (07-09)  
Bullard, Jason (98)  
Bullock, Billy (11-12)  
Burawa, Danny (15-16)  
Burgos, Enrique (17)  
Burke, Chris (09)  
Burlingame, Dennis (93)  
Burnett, Sean (16)  
Burrows, Thomas (19, 21-22)  
Burrus, Josh (05)  
Bush, Paul (06-07)  
Butler, Adam (98-99)  
Butler, Brett (81-82)  
Byrd, Paul (97-98, 04)

## C (116)

Cabrera, Francisco (89-92, 95)  
Cabrera, Mauricio (17)  
Cabrera, Willie (10-11)  
Cador, Roger (77)  
Calais, Ian (00)  
Calzado, Napoleon (04)  
Camargo, Johan (17-19, 21)  
Cambero, Alberto (68)  
Camp, Rick (76, 79)  
Campbell, Dave (77)  
Campillo, Jorge (08-09)  
Canizares, Barbaro (07-10)  
Cann, Stu (72)  
Cannizzaro, Chris (66)  
Capellan, Jose (04)  
Capra, Buzz (76)  
Caraballo, Ramon (92-94)  
Carden, Jay (68)  
Carle, Shane (18-19)  
Carlyle, Buddy (07-09, 12)  
Carlyle, Kenny (97-98)  
Carpenter, David (13-14)  
Carpenter, David L. (15)  
Carrasco, D.J. (12)  
Carrera, Ezequiel (18)  
Carrithers, Alden (13)  
Carroll, Clay (67)  
Carter, Chris (11)  
Carter, Michael (01)  
Cary, Chuck (87-88)  
Casarotti, Rich (91)  
Casteel, Ryan (21-22)  
Castiglione, Bob (68-70)  
Castilla, Vinny (91-92)  
Castillo, Frank (03)  
Castillo, Tony (90-91)  
Castillo, Wilkin (11)  
Castro, Daniel (15-16)  
Castro, Ramon (01-03)  
Cather, Michael (97-99)  
Cedeno, Juan (13)  
Cepeda, Jose (00)  
Cervenka, Hunter (15)  
Chacin, Jhoulvis (16)  
Chandler, Bill (76)  
Chance, Bob (69)  
Chapman, Jaye (11-12)  
Chapman, Kevin (17)  
Charlton, Norm (98)  
Chavez, Jesse (21)  
Cheadle, Dave (74, 76)  
Chen, Bruce (98-00)  
Chiffer, Floyd (86-87)  
Childers, Jason (05)  
Childers, Matt (05)  
Childress, Chip (87)  
Christopher, Joe (66)  
Cicterna, Joe (66, 68-69)  
Ciriaco, Pedro (15)  
Clapp, Shubly (03)  
Clark, Dera (94)  
Clark, Doug (07)  
Clark, Terry (94)  
Clary, Marty (85-89)  
Clay, David (84-85)  
Clementina, Hendrick (22)  
Cieto, Maikel (16)

Clevlen, Brent (10)  
Cliburn, Stan (87)  
Click, Paul (73)  
Cline, Ty (66)  
Cloninger, Tony (72)  
Clontz, Brad (94, 97)  
Closter, Al (74-75)  
Clouse, Corbin (18-19)  
Colburn, Kevin (88, 92, 95)  
Colbman, Mike (82)  
Cole, Tim (82)  
Colina, Alan (09)  
Collins, Don (76-79)  
Collins, Jimmy (76-77)  
Collmenter, Josh (17)  
Colon, Christian (18)  
Colon, Roman (04-05, 13)  
Colyer, Steve (07)  
Conrad, Brooks (09)  
Constanza, Jose (11-14)  
Contreras, William (21-22)  
Corcoran, Tim (13)  
Cormier, Erik (10-12)  
Cormier, Lance (06-07)  
Cormier, Rheel (07)  
Cornely, John (15)  
Cortes, David (98-99)  
Cowan, Billy (66)  
Cowley, Joe (81-83)

**Cox, Bobby (87)**  
Cox, Darron (96)  
Crabbe, Bruce (90-91)  
Creasy, Jason (19)  
Crespo, Caesar (06)  
Crist, Jack (68-71)  
Cruz, Enrique (08)  
Cruz, Jesus (22)  
Cruz, Rafael (09)  
Cruz, Rhiner (17)  
Cuevas, John (92)  
Cullen, Jack (69-70)  
Cumberland, Chris (01)  
Cummings, Mike (75)  
Cunname, Will (03-04)  
Cuniff, Brandon (15-16)  
Cunningham, Todd (13-15)  
Curry, Steve (81-82, 85-86)  
Curtis, Daniel (04-06)  
Czarnik, Chris (90)

## D (67)

D'Acquisto, John (82)  
D'Allessandro, Sal (87)  
D'Arnaud, Chasé (16)  
D'Arnaud, Travis (21)  
Damaska, Jack (69-71)  
Davey, Mike (77-78)  
Davidson, Ted (68)  
Davidson, Tucker (19, 21-22)  
Davies, Kyle (04-07)  
Davis, John (91)  
Davis, Trench (87)  
Davis, Vic (66)  
Dawley, Joe (99, 01-03)  
Dayley, Ken (81-84)  
Dayton, Grant (19)  
Dean, Justin (22)  
De La Cruz, Jassel (21-22)  
De La Cruz, Joel (16-17)  
de la Hoz, Mike (68-69)  
De Paula, Rafael (19)  
Deak, Brian (92)  
Dean, Kevin (89)  
Decker, Jaff (18)  
Dedmon, Jeff (83-85)  
Dedrick, Jim (98)  
Dehart, Casey (05)  
Deitz, Tim (89)  
Delgado, Randall (11-12)  
DeLome, Collin (12)  
Demeritte, Travis (19, 21-22)  
Denson, Drew (89-90)  
DePastino, Joe (04)  
DeRosa, Mark (99-02)  
DeSalvo, Matt (08)  
DeShields Jr., Delino (22)  
Dettmer, John (96)  
Devine, Adrian (73-74)  
Devine, Jose (05-07)  
Dewey, Todd (88)  
DeWitt, Blake (13)  
Diamond, Scott (10)  
Diaz, Carlos (81-82)

Diaz, Matt (08, 10)  
Dickerson, Alex (22)  
Didier, Bob (70-73, 76)  
DiLauro, Jack (71)  
Dillon, Russ (72)  
Dimon, Dawson (22)  
Dirks, Caleb (17)  
Dishman, Richard (00)  
Dodds, Dylan (22)  
Dowell, Ken (90)  
Doyle, Paul (69)  
Doyle, Terry (14)  
Dozier, Tom (88)  
Drew, Tim (04)  
Duda, Lucas (19)  
Dukes, Tom (66)  
Duliba, Bob (70-71)  
Dunand, Joe (22)  
Dunbar, Tommy (88-89)  
Dunn, Michael (10)  
Duran, Carlos (05-06)  
Durango, Luis (12)  
Duvall, Adam (19)  
Dye, Jermaine (95-96)  
Dyer, Mike (97)

## E (26)

Earley, Arnold (66)  
Easterly, Jamie (74-76, 79)  
Eave, Gary (88-89)  
Ebert, Derrin (98-00)  
Eden, Mike (76-77)  
Edge, Butch (80)  
Edwards Jr., Carl (21)  
Egan, Pat (13)  
Eichelberger, Juan (85-88)  
Eichhorn, Mark (89)  
Elder, Bryce (22-22)  
Eldredge, Seth (22)  
Elliott, Donnie (93)  
Ellis, Chris (16)  
Emiliano, Jamie (03)  
Ennis, John (03)  
Ervin, Phillip (21)  
Esakys, Nick (92)  
Escobar, Yruel (07, 10)  
Espino, Juan (88)  
Estes, Doc (85-86)  
Estrada, Johnny (03)  
Evans, Darrell (69-71)  
Evans, Lee (03-04)  
Eveland, Dana (15)  
Evert, Brett (04)

## F (52)

Farmer, Bryan (89)  
Farrell, Dick (70)  
Fasano, Sal (08)  
Feigl, Brady (15)  
Ferguson, Tyler (22)  
Ferguson, Vince (66-68)  
Fesh, Sean (04)  
Field, Greg (80, 82-83)  
Fields, Bruce (91)  
Figueroa, Dom (72, 75, 77)  
Finlay, Andy (67)  
Fire, Mike (73)  
Fiorentino, Jeff (11)  
Fishlin, Mike (87-88)  
Fisher, Brian (84)  
Fisher, Carlos (14-15)  
Fitzgerald, Jason (03)  
Fitzmaurice, Shaun (69-73)  
Flaa, Jay (92)  
Flach, Jason (00)  
Flaherty, Ryan (18)  
Florado, Yohan (11-13)  
Florimonte, Pedro (19)  
Flowers, Tyler (16, 18)  
Flowy, Gavin (14)  
Foltynczyk, Mike (15-16, 19)  
Ford, Mike (22)  
Ford, Wenty (73-74)  
Fore, Chuck (82-83)  
Foreman, Greg (74)  
Foster, John (02, 05)  
Foster, Leo (71-73)  
Fox, Chad (96-97)  
Frachiseur, Zach (00)  
Francisco, Carlos (17-18)  
Franco, Enderson (17-18)

HISTORY

Franco, Iker (05, 07)  
Franco, Julio (07)  
Franco, Maikel (21)  
Franco, Matt (02)  
Franklin, Wayne (06)  
Freeman, Freddie  
(10, 13, 15, 17)  
Freeman, Jimmy (72-75)  
Freeman, Marvin (90, 93)  
Freeman, Sam (17-18)  
Freitas, David (17)  
French, Jim (71)  
Friday, Brian (12)  
Fried, Max (17-18)  
Fuller, John (72-74)  
Funk, Frank (66-67)  
Fussell, Chris (03)

## G (72)

Galasso, Bob (84)  
Gallagher, Al (74-75)  
Gamble, Jerome (08-09)  
Gant, John (16)  
Gant, Ron (88-89)  
Garcia, Adonis (15-17)  
Garcia, Damaso (87)  
Garcia, Freddy (13)  
Garcia, Jesse (01-04)  
Garcia, Omar (96)  
Garnell, Gene (67)  
Garr, Ralph (69-70)  
Garrett, Adrian (66-69)  
Garrido, Gil (66-68, 73)  
Gartrell, Stefan (11-13)  
Gaston, Cito (68)  
Gatwood, Aubrey (70)  
Gates, Evan (13-14)  
Gausman, Kevin (19)  
Gawer, Matt (00)  
Gaylor, Stephen (16-17)  
Geach, Jeff (75-77)  
Gearrin, Cory (10-13)  
Giardina, Sal (17-19)  
Gibson, Derrick (05)  
Gibson, James "Hoot" (82)  
Gilbreath, Rod (73-74)  
Giles, Marcus (01-02)  
Gilkey, Bernard (01)  
Gilmartin, Sean (12-13)  
Giovannola, Ed (94-97)  
Glaus, Troy (10)  
Glavine, Mike (01)

**Glavine, Tom (86-87, 09)**  
Glynn, Ryan (03-04)  
Gnacinski, Paul (86)  
Gohara, Luiz (17-18)  
Goins, Ryan (21-22)  
Golson, Greg (13)  
Gomez, Mariano (09-10)  
Gomez, Mauro (11)  
Gomez, Pat (90-92)  
Gonder, Jesse (68)  
Gonzalez, Mike (08)  
Gonzalez, Yariel (22)  
Gore, Terrance (21)  
Gorecki, Reid (08-09)  
Gosselin, Phil (13-14, 18, 22)  
Gotay, Ruben (08, 11-12)  
Gourieux, Dave (70-73)  
Graffanino, Tony (95-96)  
Graham, Lee (85-86)  
Granger, Jeff (00)  
Grant, Mark (91)  
Green, Nick (01, 03-04)  
Greene, Charlie (01)  
Greene, Shane (21)  
Greene, Tommy (88-90)  
Greene, Tyler (13-14)  
Gregg, Tommy (91-92, 97)  
Greisinger, Seth (05)  
Griffin, Dave (87-88)  
Griffith, Derrell (67)  
Grijak, Kevin (95-96)  
Grubb, John (88)  
Gryboski, Kevin (02)  
Grzenda, Joe (74)  
Guerrero, Inocencio (85, 87)  
Guinn, Skip (67-68)  
Gulliver, Glenn (85)  
Gunderson, Kevin (09)  
Gustafson, Tim (10)

## H (87)

Haas, Bill (66)  
Halama, John (09)  
Hale, David (13)

Hall, Albert (82-83, 85-86)  
Halla, Ryan (00)  
Hamilton, Mark (14)  
Hammond, Chris (01)  
Hammond, Steve (80, 82)  
Hampton, Mike (05, 08)  
Hancock, Bill (66)  
Hanson, Tommy (09, 12)  
Hanel, Marcus (98)  
Hanna, Preston (75-77)  
Hardin, Jim (72)  
Hardy, Rowdy (11)  
Harper, Terry (78-82, 84)  
Harrell, Lucas (16)  
Harrlichak, Cory (12)  
Harris, Reggie (00)  
Harris, Willie (07)  
Harrison, Chuck (68)  
Harrison, Jordan (19)  
Harrison, Tom (95-00)  
Hartgraves, Dean (96-97)  
Hatcher, Jon (87)  
Hayes, Tom (84)  
Heath, Deunte (09)  
Heath, Kelly (86-87)  
Heath, Lee (94)  
Heierle, Tom (68)  
Helms, Wes (97-98, 00, 11)  
Henry, Dwayne (89-90)  
Hensley, Chuck (87)  
Heredia, Guillelmo (21)  
Hermann, Ed (68)  
Hermoso, Angel (67)  
Hernandez, Buddy  
(03-05, 07)

Hernandez, David (17)  
Hernandez, Daysbel (21)  
Hernandez, Diory (08-11)  
Hernandez, Luis (06)  
Hernandez, Moises (07)  
Hernandez, Roberto M. (03)  
Hernandez, Roberto (16)  
Herrstein, John (66)  
Herrera, Alex (05)  
Hessman, Mike (02-04)  
Heyward, Jason (09, 11, 13)  
Hicks, Brandon (10-11)  
Hill, Garry (68-70)  
Hinzo, Tommy (90)  
Hippauf, Herb (66)  
Joseph, Ricardo (72)  
Julio, Jorge (08)  
Junge, Eric (12)  
Jurich, Mark (08)  
Jurrjens, James (04-06)  
Jurrjens, Jair (10-12)  
Justice, David (88-90)  
(96-98, 01-04)

Holman, Dale (86-87)  
Holman, Shawn (91, 93)  
Holt, J.C. (07-10)  
Hood, Dennis (90)  
Hoover, J.J. (11)  
Horacek, Mitch (21)  
Horn, Jeff (00)  
Hostetler, Mike  
(93-94, 96-97)  
House, Pat (66)  
House, Tom (67-72)  
Houston, Tyler (93-95)  
Howard, Larry (73-74)  
Howard, Ryan (17)  
Howard, Steve (92)  
Hoyt, James (14)  
Hriniak, Walt (67)  
Hubbard, Glenn (78-80)  
Hubbard, Mike (00, 03)  
Huber, Jon (09)  
Hudek, John (99)  
Hudson, Tim (09, 12)  
Hughes, Dusty (12-13)  
Hughes, Troy (94)  
Hunter, Brian  
(90-91, 93, 00)  
Kingham, Cedric (15)  
Hursch, Jason (15-18)  
Hyams, Levi (16)  
Hyde, Lee (07, 10)

## I (5)

Iglesias, Mike (99)  
Incariete, Ender (16, 19, 21)  
Infante, Alexis (90)  
Infante, Omar (08-09, 16)  
Ingle, Randy (86)

## J (51)

Jackson, Alex (18-19, 21)  
Jackson, Jay (22)  
Jackson, Luke (17-18)  
Jackson, Ryan (04)  
Jackson, Sonny (72, 74)  
Jacobs, Ryan (98)  
Jacoby, Brook (82-83)  
Jaime, Juan (14-15)  
James, Chuck (05-06, 08)  
Janas, Stephen (16)  
Janish, Paul (13)  
Jarvis, Pat (66)  
Jaster, Larry (70-74)  
Javier, Odalvi (22)  
Jenista, Greyson (22)  
Jenkins, Tyrell (15-16)  
Johnson, Adam (99)  
Johnson, Benji (09)  
Johnson, Chris (15)  
Johnson, Don (69)  
Johnson, Jim (16)  
Johnson, Joe (83-85)  
Johnson, Jonathan (06-07)  
Johnson, Judd (92-94)  
Johnson, Kelly  
(04-06, 09, 15)  
Johnson, Micah (17)  
Johnson, Randy (81-82, 85)  
Johnson, Rontrez (03)  
Johnstone, Connor  
(18-19, 21-22)

Jones, Andruw (96)  
Jones, Barry (88-90, 93)  
Jones, Bobby M. (03)  
Jones, Brandon (07-09)  
**Jones, Chipper (93)**  
Jones, Chris (01)  
Jones, Craig (82, 84)  
Jones, Mike (86)  
Jones, Mitch (10)  
Jones, Monk (77)  
Jones, Mycal (14-15)  
Jones, Nate (21)  
Jones, Ron (93)  
Jordan, Brian (06)  
Jordan, Ricardo (00)  
Joseph, Ricardo (72)  
Julio, Jorge (08)  
Junge, Eric (12)  
Jurich, Mark (08)  
Jurrjens, James (04-06)  
Jurrjens, Jair (10-12)  
Justice, David (88-90)

## K (44)

Kawakami, Kenshin (10)  
Kazmar Jr., Sean (13-19, 21)  
Keller, Jerry (78-82)  
Keller, Kris (02)  
Kelley, Dick (66)  
Kelley, Tom (70, 73-75)  
Kelley, Trevor (21)  
Kelly, Casey (16)  
Kelly, Mike (93-95)  
Kelly, Pat (92, 94-95)  
Kelly, Ryan (15)  
Kelly, Van (68-69, 71-73)  
Kelton, David (06)  
Kemp, Matt (17)  
Kennedy, Jon (18)  
Kennelly, Matt (11, 13, 15)  
Kent, Steve (16)  
Kerfeld, Charlie (90)  
Kester, Rich (68-73)  
Kilner, John (89)  
Kimbrel, Craig (09-10)  
King, Doug (68)  
King, Richard (95)  
Kingham, Nolan (21-22)  
Kipnis, Jason (21)  
Kirkland, Cody (09)  
Kleinknecht, Barrett (15)  
Klesko, Ryan (92-93)  
Kline, Steve (77)  
Kohn, Michael (15)  
Komminsk, Brad (82-84, 86)  
Koonce, Don (74)  
Koonce, Graham (07)  
Kopacz, George (66-67, 69)  
Kotchman, Casey (09)  
Kottaras, George (16)  
Kowitz, Brian (93-95)  
Kramer, Randy (91)  
Kremers, Jimmy (90)

Kreutzer, Frank (68)  
Kroeger, Josh (12)  
Krol, Ian (16-17)  
Kubitzka, Kyle (16-17)  
Kurcz, Aaron (15)

## L (78)

Lacey, John (76)  
LaCorte, Frank (75-78)  
LaFrancois, Roger (84)  
Laird, Gerald (13)  
Lalli, Blake (16-17)  
LaMarre, Ryan (00)  
Lambson, Mitch (15)  
Lamm, Mark (13-14)  
Lamont, Gene (73)  
Landis, Craig (81-82)  
Landoni, Emerson (16-17)  
Langeliers, Shea (21)  
Langerhans, Ryan (03-04)  
LaPlante, Michel (00)  
LaRoche, Adam (03-04)  
LaRose, Vic (70)  
**LaRussa, Tony (72)**  
Laskey, Bill (90)  
LaStella, Tommy (14)  
Lavarnway, Ryan (15-16)  
Lawrence, Brian (08)  
Leach, Brent (12)  
Leach, Terry (79, 84)  
Lee, Dylan (21-22)  
Lee, Garrett (00, 02)  
Lee, Mark (96)  
Lee, Michael (13)  
Leggatt, Rich (85)  
Lemasters, Jim (89)  
Lemke, Mark (89)  
Lennerton, Jordan (15)  
Leon, Max (73-74, 78)  
Leonard, Joe (13-14)  
Lerew, Anthony (05-08)  
Lersch, Barry (74)  
Lerud, Steve (14)  
Levis, Jesse (01)  
Lewis, Derrick (01-03)  
Lewis, T.R. (97)  
Leyva, Elian (18-19)  
Lickert, John (85)  
Lien, Connor (19)  
Ligtenberg, Kerry (97, 00-01)  
Lillibrilleg, Brent (07-08)  
Lilliquist, Derek (88, 90)  
Linares, Rufino  
(78-80, 83-84)  
Linton, Doug (02)  
Lipka, Matt (16)  
Lisi, Ric (84)  
Livingstone, Stu (79)  
Loadenthal, Carl (08)  
Lobb, David (71-72)  
Lob, Cameron (13-14)  
Logan, Boone (09)  
Loggins, Mike (91)  
Lombard, George (99-02)  
Lomon, Kevin (94-96)  
Loney, James (17)  
Long, Robert (86)  
Lopez, Fred (91)  
Lopez, Jack (19)  
Lopez, Jay (93)  
Lopez, Luis (94, 04)  
Lopez, Pee Wee (02)  
Lopez, Raffy (19)  
Lopez, Rodrigo (11)  
Lopez, Yoan (21)  
Loveless, Vance (93)  
Loynd, Mike (93)  
Lucas, Ed (11)  
Lucroy, Jonathan (21)  
Luebberts, Larry (97)  
Luecken, Rick (90)  
Lugo, Jose (11-12)  
Lugo, Julio (11)  
Lum, Mike (66-67)  
Lusic, George (77-78)  
Lyman, Jeff (09-10)

## M (130)

Macha, Mike (78-79)  
Maddox, Jerry (76-79)  
Mader, Michael (18)  
Magdaleno, Ricky (98)  
Mahler, Mickey (75-77)  
Mahler, Rick (77-80, 83)  
Mahoney, Mike (98-99)  
Maldonado, Phil (88-90)

Malloy, Justyn-Henry (22)  
Malloy, Marty (96-99)  
Mann, Kelly (90-91)  
Manto, Jeff (92)  
Marak, Paul (89-91)  
Marek, Stephen (09-11)  
Marimon, Sugar Ray (15)  
Marisnick, Jake (22)  
Marksberry, Matt (15-16)  
Marquis, Jason (00, 02-03)  
Marrero, Christian (12)  
Marrero, Eli (04)  
Marte, Andy (05)  
Marte, Luis (18-19)  
Martin, Al (91)  
Martin, Chris (21)  
Martin, Cody (13-15)  
Martin, Joe (74)  
Martin, Tom (95)  
Martinez, Carlos (21)  
Martinez, Cristhian (10-11)  
Martinez, Louis (00-02)  
Martinez, Ozzie (14)  
Martinez, Pablo (95-00)  
Martiz, Randy (84)  
Mateo, Jose (98)  
Mateo, Luis (15)  
Mateo, Victor (15-16)  
Mather, Joe (11)  
Mathews, Eddie (69)  
Mathews, Pascual (99-00)  
Mathews, Kevin (17)  
Matula, Rick (78, 81)  
Matzek, Tyler (19, 22)  
Maxie, Larry (66-71)  
May, Darrell (95)  
Maya, Yunesty (14)  
Mazzaro, Vin (15)  
McBride, Macay (04-07)  
McCann, Brian (09, 11, 13)  
McCarthy, Bill (04-07)  
McCarthy, Brandon (18)  
McCarthy, Tom (91-92)  
McClendon, Matt (01)  
McConnell, Sam (03-05)  
McCreery, Adam (18)  
McCurry, Cole (12-13)  
McDonald, Donzell (03)  
McDonald, Jerry (80)  
McGill, Shawn (11-12)  
McGlinchy, Kevin (00)  
McGraw, Hank (71)  
McKeen, Pat (73)  
McKenry, Michael (16)  
McKeon, Joel (89)  
McKirahan, Andrew (15)  
McLaughlin, Bo (80)  
McLaughlin, Joey (76-79)  
McLouth, Nate (10-11)  
McMichael, Greg (92)  
McMurtry, Craig (82, 85)  
McNabb, Buck (99)  
McQueen, Mike (70-74)  
McWilliams, Larry (78, 81)  
Mears, Chris (05)  
Medjen, Kris (09, 12, 17)  
Mejia, Ernesto (12-14)  
Melson, Gary (80)  
Mendez, Carlos (05-07)  
Mercado, Orlando (10)  
Mercker, Kent (89-90)  
Metzger, Butch (80)  
Meyer, Dan (04)  
Milan, Felix (66-67)  
Miller, Corky (07-08)  
Miller, David (88)  
Miller, Ed (78-80)  
Miller, Mike (81)  
Millwood, Kevin (97)  
Miner, Zach (05)  
Minor, Mike (10-11, 14)  
Minter, A.J. (17, 19, 21)  
Minutelli, Gino (95)  
Miranda, Art (74)  
Mitchell, Derrick (14)  
Mitchell, Keith (91-93)  
Mix, Greg (98)  
Mizerock, John (87-90)  
Molina, Gabe (00)  
Moore, Alvin "Junior" (74-76)  
Moore, Bobby (92-96)  
Moore, Curtis (71)  
Moore, Donnie (82-83)  
Moore, Mike (00)  
Moore, Trey (01)  
Moore, Tyler (17)  
Moorhead, Bob (66)  
Morales, Jonathan  
(18-19, 21)  
Moran, Al (66)

Moran, Brian (16)  
 Mordecai, Mike  
 (92-94, 96-97)  
 Moreno, Carlos (68)  
 Moroguello, Dan (79-80, 85)  
 Morris, Akeel (17)  
 Morris, Rick (90)  
 Mortimer, Mark (00)  
 Morton, Charlie (08-09)  
 Moss, Damian (00-01,  
 06, 08)  
 Motley, Darryl (87)  
 Motte, Jason (17)  
 Motter, Taylor (22)  
 Moylan, Peter  
 (06-07, 11-12, 15, 18)  
 Mullen, Scott (06)  
 Muller, Kyle (21-22)  
 Munoz, Jose (95)  
 Murphy, Dale (76-77)  
 Murphy, Donnie (14)  
 Murphy, John Ryan (19)  
 Murphy, Marlan (70-72, 75)  
 Murray, Matt (95-96)  
 Murrell, Ivan (75)  
 Mustelier, Ronnier (16)

## N (34)

Navarro, Julio (67-71)  
 Neibauer, Gary  
 (67-71, 73-74)  
 Nelson, Brad (07-08)  
 Nelson, Brian (70-71)  
 Nelson, Bubba (03)  
 Nelson, Dan (10-11)  
 Nelson, Jerome (01)  
 Nelson, Joe (99, 01)  
 Nelson, Mel (70)  
 Newcomb, Sean (17, 19, 21)  
 Newsom, Gary (87)  
 Newsom, Mike (71, 74)  
 Nezelek, Andy (89-90, 92)  
 Nichols, Rod (95-96)  
 Nicholson, Dave (67-68)  
 Nied, David (92)  
 Niecko, Joe (74)  
**Niecko, Phil (66)**  
 Nieves, Melvin (93)  
 Nieves, Wil (11, 15)  
 Nilsson, Dave (04)  
 Nix, Michael (08)  
 Nixon, Ken (66)  
 Noessel, Conrad (68-69)  
 Nogowski, John (22)  
 Nolan, Joe (75-76)  
 Nordhagen, Wayne (73-75)  
 Norris, Dax (01-02, 06)  
 North, Roy (83)  
 Northcraft, Aaron (14)  
 Norton, Greg (09)  
 Nunez, Francisco (06)  
 Nunez, Luis (13)  
 Nunez, Vladimir (08-10)

## O (30)

O'Brien, Dan (80)  
 O'Connor, Brian (05-06)  
 O'Connor, Kevin (95)  
 O'Day, Darren (19, 22)  
 O'Flaherty, Eric (10, 16-17)  
 O'Keefe, Mike (05)  
 O'Neal, Randy (87)  
 O'Riley, Don (72-73)  
 Obermueller, Wes (06)  
 Obispo, Wirfin (13-14)  
 Obregan, Frank (69-70, 73)  
 Odom, Joe (17)  
 Odom, John (76)  
 Office, Rowland (73)  
 Okazaki, Yuta (18)  
 Oliva, Jose (93-94)  
 Olivera, Hector (15-16)  
 Olivo, Federico (66)  
 Olmeda, Jose (94-95, 98)  
 Olson, Greg (90)  
 Olson, Gregg (94)  
 Olwine, Ed (86-88, 90)  
 Orr, Pete (04, 07)  
 Ortega, Rafael (19)  
 Ortegano, Jose (10)  
 Orton, John (94-95)  
 Osborn, Dan (76-77)  
 Osting, Jimmy (00)  
 Overbay, Lyle (12)  
 Owen, Larry  
 (78-79, 82, 84-86)

## P (75)

Pabst, Arden (22)  
 Paache, Cristian (19, 21)  
 Pacheco, Delvis (00-01)  
 Pacheco, Ed (67-68)  
 Pacheco, Jordan (16)  
 Pacheco, Juan (88)  
 Paciorek, Tom (76)  
 Page, Mike (67-69)  
 Pagnozzi, Matt (13)  
 Paiml, Greg (12)  
 Panther, Jim (73)  
 Pardo, Al (87)  
 Paronto, Chad (05-07)  
 Parr, James (08-10)  
 Parraz, Jordan (12-13)  
 Parrett, Jeff (91)  
 Parsons, Wes (17-19)  
 Pastornicky, Tyler (11-14)  
 Patterson, Scott (82)  
 Payne, Mike (84-85)  
 Pecorilli, Aldo (95-96)  
 Pegues, Steve (96)  
 Pena, Brayon (05-07)  
 Pena, Tony (05-06)  
 Pendergrass, Tyrone (00)  
 Peraza, Jose (15)  
 Perez, Antonio (09)  
 Perez, Eddie (94)  
 Perez, Eury (15)  
 Perez, Hernan (22)  
 Perez, Juan (09)  
 Perez, Odalis (98, 01)  
 Perez, Pascual (82)  
 Perez, Williams (15-16)  
 Perez, Yorkis (91)  
 Perry, Chan (01)  
 Perry, Gerald (82-83, 86)  
 Perry, Jason (08)  
 Peterek, Jeff (91)  
 Petersen, Chris (00, 02)  
 Peterson, David (15-18)  
 Peterson, Dustin (17-18)  
 Peterson, Jace (16-17)  
 Pettaway, Ike (82)  
 Pfeifer, Philip (17-19)  
 Phillips, Evan (17-18)  
 Phillips, Jason (08)  
 Phelps, Travis (03)  
 Phoebus, Tom (73)  
 Pie, Felix (12)  
 Pierce, Jack (73)  
 Pineda, Izzy (04)  
 Pisciotta, Marc (99)  
 Plumb, David (89)  
 Pocoroba, Biff (72)  
 Polley, Dale (90-93, 95)  
 Pope, Van (09)  
 Porter, Bo (02-03)  
 Porter, Bob (81-83)  
 Porter, J.W. (66)  
 Portuondo, Carlos (16)  
 Porzio, Mike (05)  
 Potts, Michael (94-95)  
 Poveda, Omar (13)  
 Powell, Grover (69)  
 Prado, Martin (06-07, 10-11)  
 Pratt, Andy (02-03)  
 Pratt, Scott (05)  
 Pride, Curtis (98)  
 Proctor, Scott (10-11)  
 Puleo, Tim (00)  
 Puleo, Charlie (85-86, 89)  
 Pulliam, Harvey (00)  
 Purdy, Shawn (98)  
 Pyzik, Steve (05)

Rabb, John (85-87)  
 Rakow, Ed (67-68)  
 Ramirez, Horacio (04, 06)  
 Ramirez, Jose (16, 18)  
 Ramirez, Rafael (80)  
 Ramirez, Roel (22)  
 Ramirez, Wilkin (10-11)  
 Ramos, Pedro (71)  
 Rangel, Alan (22)  
 Rasmus, Cory (13)  
 Ratliff, Jon (98-99)  
 Ravin, Josh (18)  
 Ray, Ken (05)  
 Recker, Anthony (16-17)  
 Redman, Mark (07)  
 Redmond, Todd (09-12)  
 Reed, Darren (95)  
 Reed, Michael (18)  
 Reed, Ron (66-67)  
 Reid, Roger (68)  
 Reiter, Gary (83-85)  
 Resop, Chris (08, 10)  
 Reyes, Carlos (93)  
 Reyes, Elmer (14-15)  
 Reyes, Jo-Jo (07-10)  
 Reyes, Jorge (14-15)  
 Reynolds, Danny (17)  
 Reynolds, Mike  
 (78-80, 82, 84)  
 Reynoso, Armando (90-92)  
 Reynoso, Ryne (09-10)  
 Rice, Jason (12)  
 Richards, Rusty (89-91)  
 Richardson, Dustin (11)  
 Richardson, Antao (10-11)  
 Ridgeway, Jeff (08)  
 Riley, Austin (18-19)  
 Ring, Royce (07-08)  
 Rios, Carlos (83, 85, 87-89)  
 Ritchie, Jay (66, 69-70)  
 Rivera, German (89)  
 Rivera, Luis (00)  
 Roa, Hector (95)  
 Roark, Tanner (21)  
 Robbins, Jake (01-02)  
 Roberts, Dale (66)  
 Roberts, Lonell (99)  
 Robertson, Andre (86)  
 Robertson, Kramer (22)  
 Robertson, Mike (01)  
 Robertson, Rich (72)  
 Robinson, Bill (66)  
 Robinson, Craig (76)  
 Robinson, Kerry (05)  
 Robinson, Napoleon (92-93)  
 Roby, Ellis (88)  
 Rucker, John (98, 00)  
 Rockett, Pat (76, 78-79)  
 Rodarte, Raul (96-97)  
 Rodriguez, Bol (91-93)  
 Rodriguez, Daniel (12-14)  
 Rodriguez, Jose (21)  
 Rodriguez, Ricardo (06)  
 Rodriguez, Sean (17)  
 Roe, Chaz (17)  
 Rogers, Bryan (97)  
 Rogers, Chad (16)  
 Rogers, Kevin (97)  
 Rojas Jr., Mel (16-17)  
 Romano, Mike (03-04)  
 Romero, Alex (10)  
 Roney, Bradley (16)  
 Roof, Gene (85)  
 Rosamond Jr., Michael (05)  
 Rosario, Eddie (21-22)  
 Rosario, Santiago (68-69)  
 Rosario, Victor (91)  
 Rose, Guy (71-73)  
 Ross, Jason (01)  
 Ross, Mark (91)  
 Ross, Sean (92)  
 Rossy, Rico (90-91)  
 Rouwenhorst, Jonathon (08)  
 Rowen, Ben (19)  
 Rozema, Mike (07-08)  
 Ruiz, Chico (73-74, 76-84)  
 Ruiz, Rio (16-18)  
 Rumpfied, Toby (99-00)  
 Runge, Paul (81-84, 86-87)  
 Russell, Adam (12)  
 Russell, Andrew (12-14)  
 Ryal, Rusty (12)  
 Ryan, Michael (06)

## Q (1)

Quevedo, Ruben (99)

## R (92)

Rabb, John (85-87)  
 Rakow, Ed (67-68)  
 Ramirez, Horacio (04, 06)  
 Ramirez, Jose (16, 18)  
 Ramirez, Rafael (80)  
 Ramirez, Roel (22)  
 Ramirez, Wilkin (10-11)  
 Ramos, Pedro (71)  
 Rangel, Alan (22)  
 Rasmus, Cory (13)  
 Ratliff, Jon (98-99)  
 Ravin, Josh (18)

Sadowski, Ed (66)  
 Saferight, Harry (80-81)  
 Saipa, Mike (02)  
 Saito, Takashi (10)  
 Salas, Fernando (18)  
 Salazar, Alejandro (18)  
 Salcedo, Edward (14)  
 Sammons, Clint (08-10)  
 Samuel, Amado (66)  
 Sanchez, Anibal (18)  
 Sanchez, Yolmer (21)  
 Sanders, Deion (91)  
 Sanders, Reggie (75-76)  
 Santana, Danny (17-18)  
 Santana, Edgar (21)  
 Santana, Ervin (14)  
 Santiago, Andres (17-19)  
 Santiago, Roberto (73)  
 Santorini, Al (67)  
 Saugel, Rich (67-68, 70)  
 Scalamandre, Rich (06-07)  
 Schaffer, Jason (09-11, 13)  
 Schall, Gene (98-99)  
 Schiell, Jason (06)  
 Schlehauer, Braeden (15-17)  
 Schlosser, Gus (14)  
 Schmidt, Jason (95-96)  
 Schmitt, Eric (06)  
 Schneider, Danny (66)  
 Schrader, Jacob (15)  
 Schreiber, Zach (07-08)  
 Schueler, Ron (68, 71)  
 Schuerholz, Jonathan  
 (05-07)  
 Schuler, Dave (85, 87)  
 Schutz, Carl (96-97)  
 Schwall, Don (67)  
 Schwarz, Jeff (96)  
 Scivicque, Kade (17-18)  
 Scott, Gary (95)  
 Seanez, Rudy (98)  
 Seelbach, Chris (94, 99-101)  
 Serrano, Ray (07-08)  
 Severino, Atahualpa (14)  
 Shaddy, Chris (89)  
 Sharsperon, Mike (95)  
 Shell, Steven (11)  
 Shewmake, Braden (22)  
 Shields, Andrew (08)  
 Shields, Mike (80)  
 Shields, Steve (84-86)  
 Shreve, Chasen (14)  
 Shumpert, Nick (18)  
 Shuster, Jared (22)  
 Simmons, Shae (14, 16)  
 Simon, Randall (97-99)  
 Sims, Lucas (16-18)  
 Simunic, Andy (14)  
 Sinatra, Matt (81-83, 85-86)  
 Sisco, Steve (99-00)  
 Sisk, Doug (91)  
 Sittinger, Brandy (22)  
 Skok, Craig (78-80)  
 Slusarski, Joe (01)  
 Small, Aaron (01-02)  
 Small, Hank (77-78)  
 Smith, Alex (88-89)  
 Smith, Chuck (03-04)  
 Smith, Dan (00)  
 Smith, Dan (07)  
 Smith, Greg (15)  
 Smith, Keith (92)  
 Smith, Ken (80-85)  
 Smith, Lonnie (88)  
 Smith, Mallex (15-16)  
 Smith, Mike (82)  
 Smith, Pete (91-92)  
 Smith, Robert (96-97)  
 Smith, Travis (04, 06)  
 Smith, Tyler (18)  
 Smith, Zane (84)  
**Smoltz, John (87-88)**  
 Smeathers, Stewart (00, 02)  
 Snead, Esix (05)  
 Snider, Travis (21)  
 Snitker, Brian (78)  
 Snyder, Brandon (16)  
 Snyder, Brian (90)  
 Sobkowiak, Scott (02)  
 Sobotka, Chad (18-19)  
 Soccolovich, Miguel (18)  
 Soderholm, Dale (75)  
 Solomon, Eddie (77)  
 Soria, Zack (19)  
 Soroka, Mike (18-19, 22)  
 Sosa, Miguel (83-85)  
 Southworth, Billy (66)  
 Speck, Cliff (86-87)  
 Speed, Horace (80)  
 Spehr, Tim (97)  
 Speier, Justin (99)  
 Spiezio, Scott (08)  
 Spooneybarger, Tim (01-02)  
 Springer, Russ (99)  
 St. Claire, Randy (91-93)  
 Stanton, Mike (90)  
 Startup, Will (06-07)  
 Steph, Rod (96)  
 Stephens, Jackson (22)  
 Stephenson, Earl (75)  
 Stern, Adam (04)  
 Stevens, Dave (00-01)  
 Stevens, Jake (07)  
 Stewart, Chris (18)  
 Stewart, John (68-69)

Stewart, Zach (14)  
 Stockman, Phil (06-08)  
 Stone, George (67-68)  
 Strange, Don (93-94)  
 Strider, Spencer (21)  
 Stringfellow, Bean (87-88)  
 Strong, Jamal (06)  
 Strucher, Mark (86-87)  
 Stull, Everett (99)  
 Sturtz, Tanyon (07)  
 Sutton, Drew (12)  
 Swaggerty, Ben (11-12)  
 Swan, Pedro (95-96, 00-01)  
 Swanson, Dansby (17)  
 Swisher, Steve (83)  
 Sylvester, Billy (01-03)  
 Szekely, Joe (91-92)

## T (62)

Takeoka, Kazuhiro (02-03)  
 Tarasco, Tony (93)  
 Tarnok, Freddy (22)  
 Taveras, Willy (10)  
 Taylor, Bill (90, 92-93)  
 Taylor, Dwight (90)  
 Taylor, Reggie (08)  
 Tebbis, Nate (01)  
 Teheran, Julio (11-12, 16)  
 Tejero, Fausto (97-98)  
 Telford, Anthony (94)  
 Tepedino, Frank (75)  
 Terdoslavich, Joey (12-15)  
 Terveen, Bryce (04)  
 Teixeira, Kanekoa (14-16)  
 Thayer, Dale (16)  
 Theiss, Duane (78-79)  
 Thielbar, Caleb (19)  
 Thobe, Tom (95-97)  
 Thomas, Andres (85)  
 Thomas, Charles (04)  
 Thomas, Ian (14-15)  
 Thomas, Royal (95)  
 Thompson, Bobby (77)  
 Thompson, Matt (82-85)  
 Thompson, Tommy (85)  
 Thompson, Jacob (11)  
 Thomson, John (05)  
 Thorman, Scott (05-06, 08)  
 Thornton, Andre (72-73)  
 Thurston, Joe (10)  
 Tiant, Luis (71)  
 Tuburcio, Freddie (85-86)  
 Tice, Ty (21)  
 Tiffes, Terry (12)  
 Timmons, Ozzie (02)  
 Timmons, Wes (05-10)  
 Tingley, Ron (86)  
 Tomberlin, Andy (90-92, 98)  
 Tomlin, Josh (21)  
 Tompkins, Ron (69-70)  
 Toney, Bob (69)  
 Tonkin, Michael (22)  
 Torrealba, Pablo (68, 73-75)  
 Torrealba, Steve (02)  
 Toth, David (95, 97)  
 Toussaint, Touki  
 (18-19, 21-22)  
 Treadway, Andre (85-86)  
 Trejo, Jaime (06)  
 Tromp, Chadwick (21-22)  
 Tubbs, Greg (88-90)  
 Tucker, Glenn (05)  
 Tucker, Preston (18, 22)  
 Tucker, Scooter (95)  
 Tuassosopo, Matt (16-17)  
 Tumpans, Bob (85-87)  
 Turner, Matt (90-91)  
 Turzilli, Bob (67, 69-70)  
 Twardoski, Mike (95)  
 Twitty, Jeff (82)  
 Tyler, Brad (97, 99)  
 Tyner, Jason (04)

## U (7)

Ugglu, Dan (13)  
 Umbach, Arnie (66)  
 Unroe, Riley (19, 21)  
 Unroe, Tim (00, 02)  
 Upshaw, Cecil (66-67)  
 Upshaw, Lee (90)  
 Upton, B.J. (13)

## V (25)

Valaika, Pat (22)  
 Valdes, Marc (01)  
 Valdespino, Sandy (68)  
 Valenzuela, Luis (17)  
 Valle, Dave (97)  
 VanHekken, Andy (05)  
 Vargas, Leo (82-85)  
 Varney, Pete (76-77)  
 Varvaro, Anthony (11-12)  
 Vasquez, Jorge (05)  
 Vasquez, Kelvin (18)  
 Vasquez, Luis (14)  
 Vaughan, Charlie (67-68, 70)  
 Veal, Donnie (15)  
 Velandia, Jorge (04)  
 Velazquez, Fred (71-72, 76)  
 Velazquez, Juan (04)  
 Venters, Jonny (09, 12, 19)  
 Veres, Randy (91)  
 Villanueva, Hector (95)  
 Villegas, Ismael (99-01)  
 Vincent, Nick (22)  
 Vines, Darius (22)  
 Vizzaino, Arodys  
 (11, 15, 17-18)  
 Vodnik, Victor (22)

## W (67)

Waddell, Tom (83)  
 Wade, Terrell (94-95)  
 Waggoner, Aubrey (92)  
 Wagner, Paul (98)  
 Walden, Jordan (13-14)  
 Walk, Bob (81, 83)  
 Walker, Adam Brett (17)  
 Walker, Jeremy (18-19)  
 Walseth, Mike (72)  
 Walton, Jerome (96)  
 Wang, Chien-Ming (15)  
 Ward, Duane (85-86)  
 Ward, Jeremy (05)  
 Warner, Mike (95-96, 98)  
 Waters, Drew (19, 21-22)  
 Watkins, Darren (91)  
 Watts, Ed (74)  
 Weaver, Roger (82)  
 Webb, Jacob (18-19, 21-22)  
 Weber, Ryan (15-16)  
 Weigel, Patrick (17, 19)  
 Wendell, Turk (91)  
 Wengert, Don (99-00)  
 Werner, Don (76)  
 Wessinger, Jim (78-80)  
 West, Matt (85-87)

Wetherby, Jeff (88-89)  
 Whalen, Rob (16)  
 Whatley, Gabe (98-99)  
 Wheeler, Dan (02)  
 Whisenton, Larry  
 (76-81, 83-85)  
 White, Alex (15)  
 White, Ron (68)  
 White, Tyler (22)  
 Whited, Ed (89-90)  
 Whiteside, Matt (01, 04)  
 Whitley, Chase (18)  
 Willard, Jerry (91, 93)  
 Williams, Earl (70)  
 Williams, Eddie (92)  
 Williams, Juan (95-96)  
 Williamson, Scott (08)  
 Willoughby, Justin (99)  
 Wilson, Brooks (21)  
 Wilson, Bryse (18-19, 21)  
 Wilson, Glenn (91)  
 Wilson, Jack (12)  
 Wilson, Josh (12)  
 Wilson, Travis (01-03)  
 Wimberly, Corey (13)  
 Winans, Allan (22)  
 Wine, Rob (88-89)  
 Winkelsas, Joe (00, 02, 07)  
 Winkler, Dan (17, 19)

Wise, Dewayne (04)  
 Wisler, Matt (15-18)  
 Withrow, Chris (16)  
 Wohlers, Mark (91-93, 98)  
 Wood, Alex (13-14)  
 Woodall, Brad (93-97)  
 Woods, Ken (01)  
 Woods, William (22)  
 Woodson, Dick (75)  
 Woodson, Tracy (91)  
 Wooten, Rob (16)  
 Wright, Kyle (18-19, 21)  
 Wright, Matt (06)

Yost, Ned (86-87)  
 Young, Bobby (71-72)  
 Young, Danny (22)  
 Young Jr., Eric (15)  
 Young, Matt (09-11)  
 Younginger, Madison (16)

## Z (5)

Zabala, Tino (71)  
 Zapp, A.J. (02)  
 Zawadzki, Lance (12)  
 Ziem, Steve (86-90)  
 Zuvella, Paul (82-86)

## X (0)

None

## Y (12)

Yankosky, L.J. (02)  
 Yates, Kirby (22)  
 Yates, Tyler (06)  
 Yopez, Jose (12-15)  
 Ynoa, Huascar (19, 21-22)  
 Yoder, Kris (78)

## PLAYERS WHO APPEARED WITH BOTH RICHMOND AND GWINNETT (33)

PLAYER	YEARS WITH RICHMOND	YEARS WITH GWINNETT
Acosta, Manny	2006, 2007, 2008	2009
Anderson, Josh	2008	2010
Bennett, Jeff	2007	2009
Blanco, Gregor	2006, 2007	2009, 2010
Borchard, Joe	2008	2009
Boscan, J.C.	2002, 2003, 2004, 2005	2009, 2010, 2011, 2012
Bueno, Francisley	2007, 2008	2009
Campillo, Jorge	2008	2009
Canizarez, Barbaro	2007, 2008	2009, 2010
Carlyle, Buddy	2007, 2008	2009, 2012
Colon, Roman	2004, 2005	2013
Diaz, Matt	2008	2010
Escobar, Yunel	2007	2010
Gamble, Jerome	2008	2009
Glavine, Tom	1986, 1987	2009
Gorecki, Reid	2008	2009
Gotay, Ruben	2008	2011, 2012
Helms, Wes	1997, 1998, 2000	2011
Hernandez, Diory	2008	2009, 2010, 2011
Holt, J.C.	2007, 2008	2009, 2010
Hyde, Lee	2007	2010
Infante, Omar	2008	2009, 2016
Johnson, Kelly	2004, 2005, 2006	2009, 2015
Jones, Brandon	2007, 2008	2009
Morton, Charlie	2008	2009
Moylan, Peter	2006, 2007	2011, 2012, 2015, 2018
Nunez, Vladimir	2008	2009, 2010
Parr, James	2008	2009, 2010
Prado, Martin	2006, 2007	2010, 2011
Resop, Chris	2008	2010
Reyes, Jo-Jo	2007, 2008	2009, 2010
Sammons, Clint	2008	2009, 2010
Timmons, Wes	2005, 2006, 2007, 2008	2009, 2010



# ALL-TIME RICHMOND & GWINNETT MANAGERS (RANKED BY GAMES)

RANK	MANAGER	YEAR(S)	GAMES	RECORD	PCT	PLAYOFFS	TITLES
1.	Dave Brundage	2007-12	856	433-423	.506	2 (2007, 2009)	1 (2007)
2.	Eddie Haas	1968, 1981-84	659	351-308	.533	3 (1981, 1982, 1983)	0
3.	Brian Snitker	2006, 2014-16	468	218-250	.466	0	0
4.	Jim Beauchamp	1988-90	432	218-214	.505	1 (1989)	1 (1989)
5.	Pat Kelly	2003-05	428	199-229	.465	1 (2004)	0
6.	Grady Little	1993-95	424	235-189	.554	3 (1993, 1994, 1995)	1 (1994)
7.	Damon Berryhill	2017-19	420	221-199	.527	1 (2019)	0
8.	Roy Majtyka	1985-87	419	211-208	.504	1 (1986)	1 (1986)
9.	Randy Ingle	1999-2000	285	115-170	.404	0	0
10.	Clint Courtney	1973-75	284	139-145	.489	1 (1974)	0
T-11.	Bill Dancy	1996-97	283	132-151	.466	0	0
T-11.	Clyde King	1971-72	283	134-149	.473	0	0
T-13.	Tommie Aaron	1977-78	279	142-137	.509	2 (1977, 1978)	1 (1978)
T-13.	Mickey Vernon	1969-70	279	129-150	.448	0	0
15.	Matt Tuiasosopo	2021-22	277	140-137	.505	0	0
16.	Bill Adair	1966	147	75-72	.510	1 (1966)	0
T-17.	Chris Chambliss	1992	144	73-71	.507	1 (1992)	0
T-17.	Jeff Cox	1998	144	64-80	.444	0	0
T-17.	<b>Phil Niekro</b>	1991	144	65-79	.451	0	0
T-17.	Randy Ready	2013	144	60-84	.417	0	0
T-17.	Carlos Tosca	2001	144	68-76	.472	0	0
22.	Fredi Gonzalez	2002	142	75-67	.528	0	0
23.	Luman Harris	1967	141	81-60	.574	1 (1967)	0
T-24.	Tom Burgess	1979	140	76-64	.543	1 (1979)	0
T-24.	Fred Hatfield	1980	140	69-71	.493	1 (1980)	0
T-24.	Jack McKeon	1976	140	69-71	.493	1 (1976)	0
27.	John Moses	2016	81	36-45	.444	1 (2016)	0
28.	<b>Bob Lemon</b>	1975	78	33-45	.423	0	0
29.	Bobby Hofman	1973	61	18-43	.295	0	0
30.	Bobby Dews	1984	43	19-24	.442	0	0
31.	Rick Albert	2016	23	10-13	.435	0	0

**BOLD=National Baseball Hall of Famer**

## RICHMOND & GWINNETT COACHES

Albert, Rick (1987, 2003-06)  
 Alvarez, Mike (2000, 2005, 2016)  
 Berg, Rick (1990-91)  
 Botehlo, Derek (2006, 2009-10)  
 Boyer, Clete (1979)  
 Contreras, Nardi (1987)  
 Cornelius, Reid (2017-18)  
 Dal Canton, Bruce (1984-86, 1990-93)  
 Diaz, Einar (2019)  
 Dismuke, Jaime (2009-13)  
 Fischer, Bill (1994-00)  
 Garr, Ralph (1985-87)  
 Goodman, Billy (1974)  
 Grubb, John (1988-91)  
 Hansen, Guy (2001-04, 2007)

Hubbard, Glenn (1993, 1995-96)  
 Ingram, Garey (2014)  
 Jackson, Sonny (1989-92)  
 Jones, Clarence (1988)  
 Kimm, Bruce (1994)  
 Magallanes, Bobby (2019)  
 Maroth, Mike (2019, 2021-22)  
 Mazzone, Leo (1988-90)  
 McAvoy, Kevin (2022)  
 Meleski, Mark (2001-02)  
 Mendez, Carlos (2021-22)  
 Moses, John (2015-18)  
 Mota, Jose (2014, 2016-18)  
 Navez, Wigberto (2021-22)  
 Nicholson, Billy (2010-17)

Olwine, Ed (1990)  
 Reed, Marty (2011-16)  
 Roberts, Leon (2007)  
 Roberts, Mel (1999-2000)  
 Robinson, Craig (1981-84)  
 Sain, John (1976, 1978-84)  
 Snyder, Jim (1993)  
 Szekely, Joe (1992)  
 Travis, Devon (2022)  
 Trucks, Virgil (1970)  
 Turley, Bob (1966)  
 Venable, Max (1997-98)  
 Westrom, Wes (1977)  
 Wilson, Tack (1994)

# RICHMOND & GWINNETT TEAM AWARDS

MOST VALUABLE PLAYER		MOST COMPETITIVE PLAYER		COMMUNITY SERVICE	
YEAR	PLAYER	YEAR	PLAYER	YEAR	PLAYER
1977	Dale Murphy / Mickey Mahler	1977	Rob Belloir	1977	Chico Ruiz
1978	Hank Small	1978	Glenn Hubbard / Mike Macha	1978	Chico Ruiz
1979	Jerry Keller	1979	Larry Owen	1979	Chico Ruiz
1980	Terry Harper	1980	Harry Saferight	1980	Craig Skok
1981	Brett Butler	1981	Randy Johnson	1981	Mike Miller
1982	Gerald Perry	1982	Larry Owen	1982	Larry Owen
1983	Brad Komminsk	1983	Steve Swisher	1983	Gerald Perry / Bob Porter
1984	Paul Zuvella	1984	Ken Smith	1984	Larry Bradford
1985	Doc Estes	1985	Dan Morogiello	1985	Larry Owen
1986	Gerald Perry	1986	Paul Runge	1986	Marty Clary / Doc Estes
1987	Mike Fischlin	1987	Mike Fischlin	1987	Marty Clary
1988	Dave Griffin	1988	Jeff Wetherby	1988	Carlos Rios
1989	Greg Tubbs	1989	Mark Lemke	1989	Carlos Rios
1990	Geronimo Berroa	1990	Andy Tomberlin	1990	Rusty Richards
1991	Tracy Woodson	1991	Rico Rossy	1991	Tracy Woodson
1992	Jeff Manto	1992	Bobby Moore	1992	Greg McMichael
1993	Chipper Jones	1993	Mike Mordecai	1993	Tony Tarasco
1994	Luis Lopez	1994	Eddie Perez	1994	Mike Mordecai
1995	Jose Munoz	1995	Ed Giovanola	1995	Tom Thobe
1996	Tony Graftanino	1996	Raul Rodarte	1996	Lou Benbow
1997	Randall Simon	1997	Marty Malloy	1997	Tom Thobe
1998	Wes Helms	1998	Marty Malloy	1998	Marcus Hanel
1999	Steve Sisco	1999	Marty Malloy	1999	Antone Brooks / Toby Rumfield
2000	Wes Helms	2000	Pedro Swann	2000	Wes Helms
2001	Howard Battle	2001	Mike Robertson	2001	Chan Perry
2002	Mike Hessman	2002	Ozzie Timmons / Bo Porter	2002	Ozzie Timmons
2003	Johnny Estrada	2003	Stubby Clapp	2003	Stubby Clapp
2004	Ryan Langerhans	2004	Pete Orr	2004	Buddy Hernandez
2005	Andy Marte	2005	Scott Pratt	2005	John Barnes
2006	Scott Thorman	2006	Cesar Crespo	2006	Will Startup
2007	Doug Clark	2007	Wes Timmons	2007	Ryan Basner
2008	Josh Anderson	2008	Barbaro Canizares	2008	Matt DeSalvo
2009	Wes Timmons	2009	Barbaro Canizares	2009	Van Pope
2010	Freddie Freeman	2010	Wes Timmons	2010	Cory Gearrin
2011	Stefan Gartrell	2011	Mauro Gomez	2011	Jaye Chapman
2012	Ernesto Mejia	2012	Jose Constanza	2012	---
2013	Joey Terdoslavich	2013	Todd Cunningham	2013	Ryan Buchter
2014	Phil Gosselin	2014	Sean Kazmar Jr.	2014	Todd Cunningham
2015	Cedric Hunter	2015	Sean Kazmar Jr.	2015	Kanekoa Teixeira
2016	Emilio Bonifacio	2016	Sean Kazmar Jr.	2016	Kanekoa Teixeira
2017	Ozzie Albies / Sean Kazmar Jr.	2017	Rio Ruiz	2017	Matt Tuiasosopo
2018	Rio Ruiz	2018	Dustin Peterson	2018	Chris Stewart
2019	Adam Duvall	2019	Rafael Ortega	2019	Thomas Burrows
2021	Johan Camargo	2021	Kyle Muller	2021	Drew Waters
2022	Pat Valaika	2022	Hernan Perez	2022	---

MOST OUTSTANDING PITCHER		MOST OUTSTANDING RELIEVER		FAN FAVORITE PLAYER	
YEAR	PLAYER	YEAR	PLAYER	YEAR	PLAYER
1987	Marty Clary	2014	Juan Jaime	2000	Mike Hubbard
1988	John Smoltz	2015	David Carpenter	2001	Pedro Swann
1989	Gary Eave	2016	Rob Wooten	2002	Mike Hessman
1990	Paul Marak	2017	Rhiner Cruz	2003	Jamie Emiliano
1991	Armando Reynoso	2018	Jacob Webb	2004	Pete Orr / Charles Thomas
1992	David Nied	2019	Ben Rowen	2005	Andy Marte
1993	Mike Birkbeck	2021	Dylan Lee	2006	Will Startup
1994	Brad Woodall	2022	Michael Tonkin	2007	Gregor Blanco
1995	Matt Murray			2008	Wes Timmons
1996	Rod Nichols			2009	Brooks Conrad
1997	Scott Brow			2010	Barbaro Canizares / Matt Young
1998	Jon Ratliff			2011	Matt Young
1999	David Cortes			2012	Stefan Gartrell
2000	Damian Moss / Chris Seelbach			2013	Jose Constanza
2001	Trey Moore			2014	Joey Terdoslavich
2002	Trey Hodges			2015	Barrett Kleinknecht
2003	Joe Dawley			2016	Rio Ruiz
2004	Matt Whiteside			2017	Xavier Avery
2005	Kyle Davies			2018	Sean Kazmar Jr.
2006	Manny Acosta			2019	Sean Kazmar Jr.
2007	Buddy Hernandez / Jeff Bennett			2021	Sean Kazmar Jr.
2008	Jonathon Rouwenhorst			2022	Kyle Muller
2009	Vladimir Nunez				
2010	Stephen Marek / Craig Kimbrel				
2012	Cory Gearrin				
2013	Omar Poveda				
2014	Cody Martin				
2015	Greg Smith				
2016	Tyrell Jenkins				
2017	Andrew Albers				
2018	Kolby Allard				
2019	Bryse Wilson				
2021	Kyle Wright				
2022	Kyle Muller				

HISTORY

# RICHMOND & GWINNETT LEAGUE AND MILB AWARDS

FRONT OFFICE AWARDS	PLAYER & COACH AWARDS
<b>International League Executive of the Year</b>	<b>International League Most Valuable Player</b>
Hillman Lyons (1966, 1967) Roger Bortoff (1974) Richard Andersen (1981, 1985) Bruce Baldwin (1989)	Tommie Aaron (1967) Brett Butler (1981)
<b>Minor League Executive of the Year</b>	<b>International League Most Valuable Pitcher</b>
Hillman Lyons (1967)	Craig McMurtry (1982) Brad Woodall (1994) Julio Teheran (2011)
<b>Larry MacPhail Promotional Trophy</b>	<b>Triple-A All-Star Game IL MVP</b>
Richard Andersen (1985) Bruce Baldwin (1990)	Mark Lemke (1989) Dale Polley (1990, Most Valuable Pitcher) Ryan Klesko (1993) Luis Lopez (1994) Doug Linton (2002) Johnny Estrada (2003)
<b>Bob Freitas Award (Outstanding Long-Term Operation)</b>	<b>International League Rookie of the Year</b>
Richmond Braves (1993)	Dale Murphy (1977) Glenn Hubbard (1978) Brook Jacoby (1982) Brad Komminsk (1983) Chipper Jones (1993) Freddie Freeman (2010) Julio Teheran (2011) Ernesto Mejia (2012)
<b>John H. Johnson President's Trophy (Outstanding Minor League Operation)</b>	<b>International League Manager of the Year</b>
Richmond Braves (1997)	Eddie Haas (1981, 1982) Grady Little (1994) Damon Berryhill (2019)
<b>Baseball America Triple-A Team of the Year</b>	
Richmond Braves (2004)	
<b>International League Sports Turf Manager of the Year</b>	
Barney Lopas (1992) Chris Ball (2013)	
<b>STMA Triple-A Sports Turf Manager of the Year</b>	
Chris Ball (2013)	
<b>MiLB Golden Bobblehead Awards</b>	
Best In-Game Promotion (2019, "Beat the Fridge Race")	

## LEAGUE PLAYERS OF THE WEEK (GWINNETT HISTORY)

**2009:**  
RHP Charlie Morton (4/12/09)  
1B Wes Timmons (6/7/09)

**2010:**  
RHP Chris Resop (5/16/10)  
OF Matt Young (6/17/10)  
RHP Todd Redmond (7/4/10)  
DH Barbaro Canizares (8/15/10)  
OF Matt Young (8/22/10)  
RHP Todd Redmond (8/29/10)

**2011:**  
LHP Mike Minor (4/25/11)  
RHP Julio Teheran (5/2/11)  
RHP Todd Redmond (5/23/11)  
LHP Mike Minor (6/6/11)  
OF Jose Constanza (6/13/11)  
RHP Julio Teheran (6/27/11)  
1B Mauro Gomez (8/29/11)

**2012:**  
OF Stefan Gartrell (5/6/12)  
1B Ernesto Mejia (5/20/12)  
RHP Todd Redmond (5/20/12)

**2013:**  
RHP Tim Corcoran (5/28/13)  
LHP Yohan Flande (8/6/13)

**2014:**  
1B Ernesto Mejia (4/7/14)  
OF Joey Terdoslavich (4/28/14)  
INF Phil Gosselin (7/14/14)  
1B Joey Terdoslavich (8/25/14)  
RHP Zach Stewart (9/2/14)

**2015:**  
RHP Matt Wisler (5/11/15)  
RHP Matt Wisler (6/1/15)

**2016:**  
RHP Aaron Blair (4/25/16)  
RHP Williams Perez (5/9/16)

**2017:**  
OF Lane Adams (4/17/17)  
RHP Lucas Sims (4/24/17)  
LHP Andrew Albers (7/17/17)  
OF Ronald Acuna Jr. (8/21/17)  
RHP Manny Barreda (9/5/17)

**2018:**  
OF Dustin Peterson (4/30/18)  
OF Danny Santana (5/28/18)  
RHP Lucas Sims (7/9/18)  
RHP Bryse Wilson (8/20/18)  
RHP Touki Toussaint (8/27/18)

**2019:**  
RHP Mike Soroka (4/8/19)  
INF Andres Blanco (4/15/19)  
OF Austin Riley (5/13/19)  
INF Jack Lopez (6/24/19)  
OF Adam Duvall (9/3/19)

**2021:**  
RHP Bryse Wilson (7/5/21)  
C William Contreras (7/19/21)  
RHP Kyle Wright (9/20/21)

**2022:**  
C Chadwick Tromp (5/9/22)  
INF/OF Taylor Motter (9/12/22)

HISTORY

# RICHMOND & GWINNETT ALL-STARS

## TRIPLE-A MIDSEASON ALL-STARS

1988: Joe Boever-P  
 1989: Tommy Greene-P  
 Mark Lemke-2B  
 Kent Mercker-P  
 Jim Beauchamp-COACH  
 1990: Dale Polley-P  
 1991: Yorkis Perez-P  
 Armando Reynoso-P  
 1992: David Nied-P  
 Boi Rodriguez-INF  
 Pete Smith-P  
 Chris Chambliss-MGR  
 1993: Ryan Klesko-1B  
 Chipper Jones-SS  
 Javy Lopez-C  
 Bill Taylor-P  
 1994: Terry Clark-P  
 Luis Lopez-DH  
 Brad Woodall-P  
 1995: Matt Murray-P  
 Eddie Perez-C  
 Dale Polley-P  
 1996: Brad Woodall-P  
 1997: Randall Simon-INF  
 1998: Fausto Tejero-C  
 1999: Micah Bowie-P  
 Bruce Chen-P  
 David Cortes-P  
 2000: Damian Moss-P  
 2001: Trey Moore-P  
 Dax Norris-C  
 2002: Doug Linton-P  
 Trey Hodges-P  
 2003: Johnny Estrada-C  
 Jesse Garcia-INF  
 Andy Pratt-P  
 2004: Matt Whiteside-P  
 Charles Thomas-OF  
 2005: Brayan Pena-C  
 2006: Carlos Mendez-1B  
 2007: Manny Acosta-P  
 2008: Barbaro Canizares-1B

2009: Barbaro Canizares-DH  
 Jairo Asencio-P  
 Wes Timmons-1B  
 Brooks Conrad-2B  
 2010: Barbaro Canizares-DH  
 Mike Dunn-P  
 Wes Timmons-3B  
 2011: Jose Constanza-OF  
 Stefan Gartrell-OF  
 Mauro Gomez-1B  
 Julio Teheran-P  
 2012: Cory Gearrin-P  
 Ernesto Mejia-1B  
 2013: Ernesto Mejia-1B  
 Joey Terdoslavich-OF  
 2014: Phil Gosselin-3B  
 Juan Jaime-P  
 2015: Manny Banuelos-P  
 Carlos Fisher-P  
 2016: Ronnier Mustelier-OF  
 2017: Ozzie Albies-2B  
 Lucas Sims-P  
 2018: Kolby Allard-P  
 Carlos Franco-1B  
 Evan Phillips-P  
 2019: Travis Demeritte-OF  
 Ben Rowen-P

## LEAGUE POSTSEASON ALL-STARS

1966: Bill Robinson-OF  
 1967: Jim Beauchamp-1B  
 Felix Millan-2B  
 Tommie Aaron-OF  
 Ron Reed-P  
 1968: Gil Garrido-SS  
 1969: Ralph Garr-OF  
 1970: Ralph Garr-OF  
 1974: Bob Beall-1B  
 1977: Dale Murphy-C  
 Mickey Mahler-P  
 1978: Hank Small-1B  
 Glenn Hubbard-2B  
 1979: Tommy Boggs-P  
 1981: Brett Butler-OF  
 Eddie Haas-MGR  
 1982: Craig McMurtry-P  
 Eddie Haas-MGR  
 1983: Gerald Perry-1B  
 Brook Jacoby-3B  
 Brad Kommink-OF  
 1984: Paul Zuvella-1B  
 Milt Thompson-OF  
 1985: Larry Owen-C  
 1986: Gerald Perry-OF  
 1988: Dave Griffin-1B  
 Lonnie Smith-DH  
 1989: Mark Lemke-2B  
 Greg Tubbs-OF  
 Mark Eichhorn-P  
 1993: Ryan Klesko-1B  
 Chipper Jones-SS  
 Javy Lopez-C  
 Tony Tarasco-OF  
 Bill Taylor-P  
 1994: Luis Lopez-DH  
 Brad Woodall-P  
 Grady Little-MGR

1995: Rod Nichols-RP  
 1997: Randall Simon-UTL  
 2003: Johnny Estrada-C  
 2004: Pete Orr-2B  
 Matt Whiteside-P  
 2007: Martin Prado-2B  
 2009: Barbaro Canizares-DH  
 Jairo Asencio-RP  
 2010: Freddie Freeman-1B  
 Barbaro Canizares-DH  
 2011: Stefan Gartrell-OF  
 Julio Teheran-SP  
 2012: Ernesto Mejia-1B  
 2013: Joey Terdoslavich-OF  
 2014: Phil Gosselin-UTL  
 2017: Ozzie Albies-2B  
 2019: Adam Duvall-OF  
 Damon Berryhill-MGR  
 2022: Kyle Muller-SP

## FUTURES GAME SELECTIONS (GWN)

2009: Barbaro Canizares-1B (World), Derek Botelho (US Pitching Coach)  
 2010: Mike Minor-LHP (USA)  
 2011: Julio Teheran-RHP (World)  
 2013: Joey Terdoslavich-OF (USA)  
 2014: Christian Bethancourt-C (World)  
 2018: Touki Toussaint-RHP (World)  
 2021: Drew Waters-OF (National League)  
 2022: Matt Tuiasosopo (National League Third Base Coach)

## RICHMOND & GWINNETT PLAYERS IN TRIPLE CROWN CATEGORIES

### LEAGUE BATTING CHAMPIONS

1969: Ralph Garr (.329)  
 1970: Ralph Garr (.386)  
 1997: Tommy Gregg (.332)  
 2010: Barbaro Canizares (.341)  
 2012: Jose Constanza (.314)

### LEAGUE ERA CHAMPIONS

1975: Pablo Torrealba (1.45)  
 1990: Paul Marak (2.49)  
 1991: Armando Reynoso (2.61)  
 1994: Brad Woodall (2.38)  
 1995: Jason Schmidt (2.25)  
 2019: Bryse Wilson (3.42)  
 2021: Kyle Wright (3.02)

### LEAGUE HOME RUN CHAMPIONS

1967: Jim Beauchamp (25)  
 1968: Dave Nicholson (34)  
 1970: Hal Breeden (37)  
 1978: Hank Small (25)  
 1988: Dave Griffin (21)

### LEAGUE VICTORY LEADERS

1981: Ken Dayley (13)  
 1982: Craig McMurtry (17)  
 1983: Larry McWilliams (13)\*  
 1986: Charlie Puleo (14)  
 1989: Gary Eave (13)\*  
 1992: David Nied (14)  
 1993: Mike Birkbeck (13)\*  
 1994: Brad Woodall (15)\*  
 1995: Jimmy Williams (12)\*\*  
 2002: Trey Hodges (15)  
 2011: Julio Teheran (15)  
 2019: Kyle Wright (11)

### LEAGUE RBI CHAMPIONS

1968: Dave Nicholson (86)  
 1977: Dale Murphy (90)  
 1978: Hank Small (101)  
 1979: Jerry Keller (75)\*  
 1997: Randall Simon (102)  
 2011: Stefan Gartrell (94)&  
 2012: Ernesto Mejia (92)  
 2013: Ernesto Mejia (83)

### LEAGUE STRIKEOUT LEADERS

1979: Tommy Boggs (138)  
 1981: Ken Dayley (162)  
 1986: Charlie Puleo (124)\*  
 1989: Kent Mercker (144)  
 1992: David Nied (159)  
 1993: Mike Birkbeck (136)\*  
 2002: Doug Linton (160)  
 2003: Andy Pratt (161)  
 2004: Chuck Smith (129)\*  
 2021: Kyle Wright (137)  
 2022: Kyle Muller (159)

\*Finished tied for IL lead  
 &Split season between Charlotte and Gwinnett  
 ^Split season between Norfolk and Richmond

# FROM GWINNETT TO "THE SHOW"

The all-time list of players to make Major League debuts following their debuts with Gwinnett.

## 111 Players as of October 2022

### 2009 Debuts (6):

SS Diory Hernandez (5/21/09 with Atlanta)  
P Kris Medlen (5/21/09 with Atlanta)  
P Tommy Hanson (6/7/09 with Atlanta)  
1B/DH Barbaro Canizares (6/11/09 with Atlanta)  
P Jairo Asencio (7/12/09 with Atlanta)  
OF Reid Gorecki (8/17/09 with Atlanta)

### 2010 Debuts (8):

OF Jason Heyward (4/5/10 with Atlanta)  
P Jonny Venters (4/17/10 with Atlanta)  
3B Brandon Hicks (5/5/10 with Atlanta)  
P Craig Kimbrel (5/7/10 with Atlanta)  
P Mike Minor (8/9/10 with Atlanta)  
1B Freddie Freeman (9/1/10 with Atlanta)  
P Brandon Beachy (9/20/10 with Atlanta)  
C J.C. Boscan (10/1/10 with Atlanta)

### 2011 Debuts (8):

OF Matt Young (4/3/11 with Atlanta)  
P Cory Garrin (4/25/11 with Atlanta)  
P Julio Teheran (5/7/11 with Atlanta)  
P Scott Diamond (7/18/11 with Minnesota)  
OF Jose Constanza (7/29/11 with Atlanta)  
P Arodys Vizcaino (8/10/11 with Atlanta)  
P Juan Abreu (8/29/11 with Houston)  
OF Antoan Richardson (9/4/11 with Atlanta)

### 2012 Debuts (6):

SS Tyler Pastornicky (4/5/12 with Atlanta)  
P J.J. Hoover (4/25/12 with Cincinnati)  
1B Mauro Gomez (5/13/12 with Boston)  
P Todd Redmond (8/18/12 with Cincinnati)  
P Deunte Heath (9/1/12 with Chicago White Sox)  
P Jaye Chapman (9/4/12 with Chicago Cubs)

### 2013 Debuts (6):

P Cory Rasmus (5/22/13 with Atlanta)  
SS Ed Lucas (5/30/13 with Miami)  
OF Joey Terdoslavich (7/4/13 with Atlanta)  
OF Todd Cunningham (7/30/13 with Atlanta)  
2B Phil Gosselin (8/16/13 with Atlanta)  
P David Hale (9/13/13 with Atlanta)

### 2014 Debuts (5):

2B Tommy La Stella (5/28/14 with Atlanta)  
P Ryan Buchter (6/20/14 with Atlanta)  
P Juan Jaime (6/20/14 with Atlanta)  
P Yohan Flande (6/25/14 with Colorado)  
P Erik Cordier (9/3/14 with San Francisco)

### 2015 Debuts (16):

P Cody Martin (4/7/15 with Atlanta)  
P Sean Gilmartin (4/10/15 with New York Mets)  
P Sugar Ray Marimon (4/14/15 with Atlanta)  
P John Cornely (4/29/15 with Atlanta)  
P Williams Perez (5/8/15 with Atlanta)  
3B Adonis Garcia (5/19/15 with Atlanta)  
P Michael Broadway (6/13/15 with San Francisco)  
SS Daniel Castro (6/17/15 with Atlanta)  
P Matt Wisler (6/19/15 with Atlanta)  
P Jake Brigham (6/30/15 with Atlanta)  
P Ryan Kelly (6/30/15 with Atlanta)  
P Manny Banuelos (7/2/15 with Atlanta)  
P Matt Marksberry (7/31/15 with Atlanta)  
2B Jose Peraza (8/10/15 with Los Angeles Dodgers)  
3B Hector Olivera (9/1/15 with Atlanta)  
P Ryan Weber (9/8/15 with Atlanta)

### 2016 Debuts (11):

OF Mallex Smith (4/11/16 with Atlanta)  
P Hunter Cervenk (4/12/16 with Atlanta)  
P Aaron Blair (4/24/16 with Atlanta)  
P Tyrell Jenkins (6/22/16 with Atlanta)  
P Joel De La Cruz (6/29/16 with Atlanta)  
P James Hoyt (8/3/16 with Houston)  
P Rob Whalen (8/3/16 with Atlanta)  
P Madison Younginer (8/7/16 with Atlanta)  
P Jason Hursh (8/13/16 with Atlanta)  
P Jed Bradley (9/3/16 with Atlanta)  
3B Rio Ruiz (9/18/16 with Atlanta)

### 2017 Debuts (7):

INF Johan Camargo (4/11/17 with Atlanta)  
P Sean Newcomb (6/10/17 with Atlanta)  
2B Ozzie Albies (8/1/17 with Atlanta)  
P Lucas Sims (8/11/17 with Atlanta)  
P A.J. Minter (8/23/17 with Atlanta)  
C David Freitas (8/30/17 with Atlanta)  
P Luiz Gohara (9/6/17 with Atlanta)

### 2018 Debuts (12):

P Jesse Biddle (4/21/18 with Atlanta)  
OF Ronald Acuna Jr. (4/25/18 with Atlanta)  
P Mike Soroka (5/11/18 with Atlanta)  
OF Dustin Peterson (5/28/18 with Atlanta)  
P Evan Phillips (7/3/18 with Atlanta)  
P Kolby Allard (7/31/18 with Atlanta)  
P Adam McCreery (8/9/18 with Atlanta)  
P Wes Parsons (8/9/18 with Atlanta)  
P Chad Sobotka (8/10/18 with Atlanta)  
P Touki Toussaint (8/13/18 with Atlanta)  
P Bryse Wilson (8/20/18 with Atlanta)  
P Kyle Wright (9/4/18 with Atlanta)

### 2019 Debuts (9):

P Chris Ellis (3/31/19 with Kansas City)  
C Alex Jackson (4/7/19 with Atlanta)  
P Jacob Webb (4/16/19 with Atlanta)  
3B/LF Austin Riley (5/15/19 with Atlanta)  
P Huascar Ynoa (6/16/19 with Atlanta)  
P Jeremy Walker (7/26/19 with Atlanta)  
OF Travis Demeritte (8/2/19 with Detroit)  
P Brian Moran (9/5/19 with Miami)  
P Enderson Franco (9/18/19 with San Francisco)

### 2020 Debuts (5):

C Joseph Odum (7/28/20 with Seattle)  
OF Cristian Pache (8/21/20 with Atlanta)  
P Ian Anderson (8/26/20 with Atlanta)  
P Patrick Weigel (9/4/20 with Atlanta)  
P Tucker Davidson (9/26/20 with Atlanta)

### 2021 Debuts (7):

P Aaron Northcraft (4/24/21 with San Diego)  
INF Luis Marte (6/1/21 with Miami)  
P Kyle Muller (6/16/21 with Atlanta)  
INF Jack Lopez (9/2/21 with Boston)  
P Manny Barreda (9/8/21 with Baltimore)  
P Spencer Strider (10/1/21 with Atlanta)  
P Dylan Lee (10/1/21 with Atlanta)

### 2022 Debuts (5):

P Bryce Elder (4/12/22 with Atlanta)  
P William Woods (4/27/22 with Atlanta)  
C Shea Langeliers (8/16/22 with Oakland)  
P Freddy Tarnok (8/17/22 with Atlanta)  
OF Drew Waters (8/22/22 with Kansas City)




# FRANCHISE HALL-OF-FAMERS

INTERNATIONAL LEAGUE	MAJOR LEAGUE BASEBALL
<b>Atlanta Crackers</b> Joe Morgan (INF/OF) - Elected 2008 Bobby Tiefenauer (P) - Elected 2008 Harry "The Hat" Walker (MGR) - Elected 2009	<b>Richmond Braves</b> Bob Lemon (MGR) - Elected 1975 Phil Niekro (P/MGR) - Elected 1991 Bobby Cox (3B) - Elected 2014 Tony LaRussa (INF) - Elected 2014 John Smoltz (P) - Elected 2015 Chipper Jones (SS) - Elected 2018
<b>Richmond Braves</b> Tommie Aaron (OF/MGR) - Elected 2008 Ralph Garr (OF) - Elected 2008 Jeff Manto (INF/OF) - Elected 2014 Mike Hessman (INF/OF) - Elected 2018 Bobby Cox (3B) - Elected 2019 Chipper Jones (SS) - Elected 2020	<b>Gwinnett Braves/Stripers</b> Tom Glavine (Richmond/Gwinnett P) - Elected 2014

## RETIRED NUMBERS

### 23 TOMMIE AARON

The only man in the International League since 1935 to earn Most Valuable Player honors and manage a Governors' Cup champion, Tommie Aaron played for the Richmond Braves for four seasons (1966-67, 1971-72) and managed the club for two seasons (1977-78). He hit .309 as the IL MVP in 1967, helping the Braves capture the IL pennant. Ten seasons later, he became the league's first African-American manager, and in just his second season at the helm, led Richmond to the Governors' Cup Championship in 1978. Aaron's number 23 was originally retired at "The Diamond" in Richmond in 1985, shortly after his passing in 1984.



AARON

### 42 JACKIE ROBINSON

Retired by all of professional baseball in 1997, the number 42 worn by trailblazer and Baseball Hall-of-Famer Jackie Robinson was added to the Coolray Field outfield wall on April 15, 2012 to honor "Jackie Robinson Day."



**Pictured:** Baseball Hall of Famer Tom Glavine wore No. 47 while making two starts with Gwinnett in 2009.

Additionally, no Gwinnett players wear any of the 10 numbers retired by the Atlanta Braves:

- 3 - DALE MURPHY
- 6 - BOBBY COX
- 10 - CHIPPER JONES
- 21 - WARREN SPAHN
- 29 - JOHN SMOLTZ
- 31 - GREG MADDUX
- 35 - PHIL NIEKRO
- 41 - EDDIE MATHEWS
- 44 - HANK AARON
- 47 - TOM GLAVINE



## ATLANTA BRAVES ORGANIZATION

Two-time National League Silver Slugger Ozzie Albies joined the Stripers for a rehab assignment in September 2022 and hit .333 with one homer and six RBIs in seven games. (Photo: Josh Conner)





# ATLANTA BRAVES



Established ..... 1871 (Member of the National League Since 1876)  
 World Series Titles (4) ..... 1914, 1957, 1995, 2021  
 Ballpark ..... Truist Park (Opened 2017)  
 Address ..... 1100 Circle 75 Parkway SE, Atlanta, GA 30339  
 Phone ..... 404-522-7630  
 Website / Twitter ..... braves.com / @Braves  
 2022 Record ..... 101-61 (Won NL East)

## 2022 REGULAR SEASON STATISTICS

BATTING	AVG	G	AB	R	H	TB	2B	3B	HR	RBI	BB	SO	SB/CS	OBP	SLG	OPS
Acuna Jr., Ronald	.266	119	467	71	124	193	24	0	15	50	53	126	29/11	.351	.413	.764
Adrianza, Ehire	.154	6	13	3	2	3	1	0	0	3	3	0/0		.313	.231	.544
Albies, Ozzie	.247	64	247	36	61	101	16	0	8	35	16	47	3/5	.294	.409	.703
Arcia, Orlando	.244	68	209	25	51	87	9	0	9	30	21	51	0/0	.316	.416	.732
Bannon, Rylan	---	1	0	0	0	0	0	0	0	0	0	0/0		.000	.000	.000
Cano, Robinson	.154	9	26	1	4	5	1	0	0	0	1	4	0/0	.185	.192	.377
Contreras, William	.278	97	334	51	93	169	14	1	20	45	39	104	2/0	.354	.506	.860
d'Arnaud, Travis	.268	107	396	61	106	187	25	1	18	60	19	90	0/0	.319	.472	.791
Demeritte, Travis	.213	26	89	9	19	30	2	0	3	6	6	32	0/0	.260	.337	.597
Dickerson, Alex	.121	13	33	3	4	7	0	0	1	2	3	9	0/0	.194	.212	.406
Duvall, Adam	.213	86	287	39	61	115	16	1	12	36	21	101	0/2	.276	.401	.677
Ford, Mike	.000	5	7	0	0	0	0	0	0	0	1	2	0/0	.125	.000	.125
Gosselin, Phil	.261	12	23	4	6	6	0	0	0	0	1	6	0/0	.292	.261	.553
Grissom, Vaughn	.291	41	141	24	41	62	6	0	5	18	11	34	5/2	.353	.440	.793
Grossman, Robbie	.217	46	138	16	30	51	6	0	5	22	18	39	3/1	.306	.370	.676
Harris II, Michael	.297	114	414	75	123	213	27	3	19	64	21	107	20/2	.339	.514	.853
Heredia, Guillermo	.158	74	76	12	12	26	3	1	3	8	6	32	0/0	.220	.342	.562
Olson, Matt	.240	162	616	86	148	294	44	0	34	103	75	170	0/0	.325	.477	.802
Ozuna, Marcell	.226	124	470	56	106	194	19	0	23	56	31	122	2/1	.274	.413	.687
Pina, Manny	.143	5	14	1	2	2	0	0	0	2	1	1	0/0	.235	.143	.378
Riley, Austin	.273	159	615	90	168	325	39	2	38	93	57	168	2/0	.349	.528	.877
Rosario, Eddie	.212	80	250	27	53	82	12	1	5	24	17	68	3/0	.259	.328	.587
Swanson, Dansby	.277	162	640	99	177	286	32	1	25	96	49	182	18/7	.329	.447	.776
Tromp, Chadwick	.750	1	4	0	3	5	2	0	0	3	0	0	0/0	.750	1.250	2.000
<b>TOTALS:</b>	<b>.253</b>	<b>162</b>	<b>5509</b>	<b>789</b>	<b>1394</b>	<b>2443</b>	<b>298</b>	<b>11</b>	<b>243</b>	<b>753</b>	<b>470</b>	<b>1498</b>	<b>87/31</b>	<b>.317</b>	<b>.443</b>	<b>.760</b>

PITCHING	W-L	ERA	G	GS	CG	SH	GF	HLD	SV/OP	IP	H	R	ER	HR	BB	SO	BAA
Anderson, Ian	10-6	5.00	22	22	0	0	0	0	0/0	111.2	115	63	62	12	54	97	.264
Arcia, Orlando	0-0	0.00	1	0	0	0	1	0	0/0	1.0	0	0	0	0	1	0	.000
Bracho, Silvino	0-0	6.23	3	0	0	0	2	0	0/0	4.1	3	3	3	2	1	4	.188
Chavez, Jesse	3-3	2.72	46	1	0	0	8	10	0/2	53.0	49	18	16	5	14	61	.244
Cruz, Jesus	0-0	6.23	7	0	0	0	4	0	0/0	8.2	8	6	6	3	4	6	.235
Davidson, Tucker	1-2	6.46	4	3	0	0	1	0	0/0	15.1	15	11	11	0	13	10	.254
Elder, Bryce	2-4	3.17	10	9	1	1	1	0	0/0	54.0	44	19	19	4	23	47	.222
Ford, Mike	0-0	18.00	1	0	0	0	1	0	0/0	1.0	1	2	2	1	1	0	.250
Fried, Max	14-7	2.48	30	30	0	0	0	0	0/0	185.1	156	55	51	12	32	170	.225
Iglesias, Raisel	0-0	0.34	28	0	0	0	7	15	1/2	26.1	17	2	1	0	5	30	.185
Jackson, Jay	0-0	0.00	2	0	0	0	1	0	0/0	1.1	1	0	0	0	0	1	.200
Jansen, Kenley	5-2	3.38	65	0	0	0	54	0	41/48	64.0	45	25	24	8	22	85	.192
Lee, Dylan	5-1	2.13	46	0	0	0	5	9	0/3	50.2	40	16	12	5	10	59	.212
Matezek, Tyler	4-2	3.50	42	0	0	0	6	8	1/1	43.2	26	21	17	3	29	36	.173
McHugh, Collin	3-2	2.60	58	0	0	0	3	17	0/5	69.1	51	20	20	5	14	75	.203
Minter, A.J.	5-4	2.06	75	0	0	0	13	34	5/9	70.0	49	21	16	5	15	94	.198
Morton, Charlie	9-6	4.34	31	31	0	0	0	0	0/0	172.0	149	85	83	28	63	205	.233
Muller, Kyle	1-1	8.03	3	3	0	0	0	0	0/0	12.1	13	11	11	2	8	12	.260
Newcomb, Sean	0-0	7.20	3	0	0	0	0	0	0/0	5.0	7	4	4	1	4	4	.318
O'Day, Darren	2-2	4.15	28	0	0	0	3	5	0/1	21.2	19	12	10	3	10	26	.238
Odorizzi, Jake	2-3	5.24	10	10	0	0	0	0	0/0	46.1	54	29	27	9	18	40	.290
Smith, Will	0-1	4.38	41	0	0	0	12	10	5/8	37.0	35	25	18	7	21	41	.240
Stephens, Jackson	3-3	3.69	39	1	0	0	24	2	2/3	53.2	49	32	22	3	23	47	.238
Strider, Spencer	11-5	2.67	31	20	0	0	3	2	0/1	131.2	86	42	39	7	45	202	.180
Tarnok, Freddy	0-0	0.00	1	0	0	0	1	0	0/0	0.2	1	0	0	0	0	1	.333
Thornburg, Tyler	0-0	3.86	9	0	0	0	6	0	0/0	9.1	12	6	4	0	5	10	.293
Woods, William	0-0	0.00	2	0	0	0	1	0	0/0	2.0	2	0	0	0	1	2	.286
Wright, Kyle	21-5	3.19	30	30	0	0	0	0	0/0	180.1	156	67	64	19	53	174	.232
Yates, Kirby	0-0	5.14	9	0	0	0	3	2	0/0	7.0	6	4	4	2	5	6	.222
Ynoa, Huascar	0-2	13.50	2	2	0	0	0	0	0/0	6.2	11	10	10	2	6	8	.355
Young, Danny	0-0	0.00	1	0	0	0	1	0	0/0	2.2	4	0	0	0	0	1	.333
<b>TOTALS:</b>	<b>101-61</b>	<b>3.46</b>	<b>162</b>	<b>162</b>	<b>1</b>	<b>9</b>	<b>161</b>	<b>114</b>	<b>55/83</b>	<b>1448.0</b>	<b>1224</b>	<b>609</b>	<b>556</b>	<b>148</b>	<b>500</b>	<b>1554</b>	<b>.226</b>

BRVES.ORG

## ATLANTA TEAM TOTALS & LEAGUE RANKINGS (Out of 30 MLB Teams)

Team Batting		Team Pitching	
Batting Average:	.253 (9th)	Low ERA:	3.46 (5th)
On-Base Percentage:	.317 (9th)	Low BAA:	.226 (4th)
Slugging Percentage:	<b>.443 (1st)</b>	Low WHIP:	1.19 (7th)
OPS:	.760 (T-2nd)	Complete Games	1 (T-10th)
Hits:	1,394 (8th)	Shutouts:	9 (T-21st)
At-Bats:	5,509 (7th)	Holds:	114 (2nd)
Runs:	789 (3rd)	Saves:	<b>55 (1st)</b>
RBI:	753 (4th)	Innings Pitched:	1,448.0 (27th)
Doubles:	298 (4th)	Hits:	1,224 (27th)
Triples:	11 (28th)	Runs:	609 (26th)
Homers:	243 (2nd)	Earned Runs:	556 (26th)
Total Bases:	<b>2,443 (1st)</b>	Strikeouts:	1,554 (2nd)
Walks:	470 (19th)	Walks:	500 (16th)
Strikeouts:	1,498 (2nd)	Homers Allowed:	148 (27th)
Sacrifice Bunts:	1 (30th)	Hit Batsmen:	62 (20th)
Sacrifice Flies:	36 (T-21st)	Wild Pitches:	55 (13th)
Hit-By-Pitch:	66 (13th)	Balks:	4 (T-13th)
Stolen Bases:	87 (15th)	GIDP:	99 (26th)
Caught Stealing:	31 (T-9th)	GO/AO Ratio:	1.00 (10th)

### Team Fielding

Fielding Percentage:	.987 (T-6th)
Total Chances:	5,803 (15th)
Putouts:	4,344 (4th)
Assists:	1,382 (T-19th)
Errors:	77 (9th)
Double Plays:	110 (T-28th)
Triple Plays:	0 (T-5th)
Passed Balls:	7 (T-13th)
Stolen Bases Allowed:	82 (13th)
Caught Stealing:	22 (T-26th)

### 2022 POSTSEASON STATISTICS

BATTING	AVG	G	AB	R	H	TB	2B	3B	HR	RBI	BB	SO	SB/CS	OBP	SLG	OPS	
Acuna Jr, Ronald	.333	4	15	2	5	6	1	0	0	0	1	5	0/0	.412	.400	.812	
Arcia, Orlando	.300	4	10	1	3	6	0	0	1	1	2	2	0/0	.417	.600	1.017	
Contreras, William	.125	3	8	1	1	2	1	0	0	0	1	4	0/0	.222	.250	.472	
d'Arnaud, Travis	.375	4	16	2	6	15	3	0	2	5	0	4	0/0	.375	.938	1.313	
Grissom, Vaughn	.000	2	3	0	0	0	0	0	0	0	0	3	0/0	.000	.000	.000	
Grossman, Robbie	.000	2	3	0	0	0	0	0	0	0	0	2	0/0	.000	.000	.000	
Harris II, Michael	.071	4	14	0	1	1	0	0	0	1	0	2	1/0	.071	.071	.142	
Olson, Matt	.333	4	12	4	4	10	0	0	2	5	5	4	0/0	.529	.833	1.362	
Ozuna, Marcell	.000	3	8	0	0	0	0	0	0	0	0	4	0/0	.000	.000	.000	
Riley, Austin	.067	4	15	0	1	1	0	0	0	1	1	5	0/0	.125	.067	.192	
Rosario, Eddie	.000	4	8	0	0	0	0	0	0	0	0	1	0/0	.000	.000	.000	
Swanson, Dansby	.125	4	16	3	2	3	1	0	0	0	1	7	0/0	.176	.188	.364	
<b>TOTALS:</b>	<b>.180</b>	<b>4</b>	<b>128</b>	<b>13</b>	<b>23</b>	<b>44</b>	<b>6</b>	<b>0</b>	<b>5</b>	<b>13</b>	<b>11</b>	<b>43</b>	<b>1/0</b>	<b>.250</b>	<b>.344</b>	<b>.594</b>	
PITCHING	W-L	ERA	G	GS	CG	SH	GF	HLD	SV/OP	IP	H	R	ER	HR	BB	SO	BAA
Chavez, Jesse	0-0	5.40	2	0	0	0	1	0	0/0	3.1	4	2	2	0	1	3	.364
Fried, Max	0-1	10.80	1	1	0	0	0	0	0/0	3.1	8	6	4	0	1	2	.471
Iglesias, Raisel	0-0	6.75	2	0	0	0	0	1	0/0	1.1	4	1	1	0	1	1	.500
Jansen, Kenley	0-0	4.50	2	0	0	0	2	0	1/1	2.0	1	1	1	1	0	2	.143
Lee, Dylan	0-0	3.38	3	0	0	0	0	0	0/0	2.2	4	1	1	1	0	2	.333
McHugh, Collin	0-0	2.70	2	0	0	0	0	0	0/0	3.1	3	1	1	1	1	4	.231
Minter, A.J.	0-0	6.75	2	0	0	0	0	1	0/0	2.2	1	2	2	0	0	4	.111
Morton, Charlie	0-1	13.50	1	1	0	0	0	0	0/0	2.0	4	3	3	1	1	3	.400
Odorizzi, Jake	0-0	6.00	1	0	0	0	0	0	0/0	3.0	1	2	2	0	3	2	.111
Stephens, Jackson	0-0	0.00	1	0	0	0	1	0	0/0	2.0	1	0	0	0	0	2	.143
Strider, Spencer	0-1	19.29	1	1	0	0	0	0	0/0	2.1	3	5	5	1	2	4	.300
Wright, Kyle	1-0	0.00	1	1	0	0	0	0	0/0	6.0	2	0	0	0	1	6	.100
<b>TOTALS:</b>	<b>1-3</b>	<b>5.82</b>	<b>4</b>	<b>4</b>	<b>0</b>	<b>1</b>	<b>4</b>	<b>2</b>	<b>1/1</b>	<b>34.0</b>	<b>36</b>	<b>24</b>	<b>22</b>	<b>5</b>	<b>11</b>	<b>35</b>	<b>.271</b>

# ATLANTA BRAVES 2023 COACHING STAFF

<b>Manager:</b>	Brian Snitker	<b>Catching Coach:</b>	Sal Fasano
<b>Bench Coach:</b>	Walt Weiss	<b>Major League Coach:</b>	Eddie Perez
<b>Pitching Coach:</b>	Rick Kranitz	<b>Assistant Hitting Coach:</b>	Bobby Magallanes
<b>Hitting Coach:</b>	Kevin Seitzer	<b>Hitting Consultant:</b>	Chipper Jones
<b>First Base Coach:</b>	Eric Young Sr.	<b>Bullpen Catcher:</b>	Jimmy Leo
<b>Third Base Coach:</b>	Ron Washington	<b>Bullpen Catcher:</b>	Jose Yopez
<b>Bullpen Coach:</b>	Drew French	<b>Batting Practice Pitcher:</b>	Tomas Perez

## ADDITIONAL STAFF

Director of Equipment & Clubhouse Services .....	Calvin Minasian
Assistant Manager, Equipment & Clubhouse Services .....	Eric Durban
Assistant Manager, Equipment & Clubhouse Services .....	Chris Hunter
Manager, Visiting Clubhouse .....	Fred Stone
Director of Player Health/Head Athletic Trainer .....	George C. Poulis
Head Physical Therapist .....	Pete Cicinelli
Assistant Physical Therapist .....	Nick Valencia
Massage Therapist .....	Nate Leet
Head Strength & Conditioning Coach .....	Brad Scott
Assistant Strength & Conditioning Coach .....	Jordan Wolf
Assistant Athletic Trainer .....	Jeff Stevenson
Manager, Video Operations .....	Rob Smith
Advance Scout .....	Braeden Schlehuber



**Pictured:** Atlanta Braves skipper and 2018 National League Manager of the Year Brian Snitker went 161-164 (.495) in 325 games as Gwinnett's manager from 2014 until early 2016 (Taylor Botta).



## ATLANTA BRAVES 40-MAN ROSTER

#	PITCHERS (23)	B/T	HT	WT	DOB	#	CATCHERS (3)	B/T	HT	WT	DOB
49	Allard, Kolby	L/L	6-1	195	8/13/97	16	d'Arnaud, Travis	R/R	6-2	210	2/10/89
61	Anderson, Nick	R/R	6-4	205	7/5/90	12	Murphy, Sean	R/R	6-3	228	10/4/94
36	Anderson, Ian	R/R	6-3	170	5/2/98	48	Tromp, Chadwick	R/R	5-8	221	3/21/95
55	Elder, Bryce	R/R	6-2	220	5/19/99	<b># INFIELDBERS (6)</b>					
62	Elledge, Seth	R/R	6-3	240	5/20/96	1	Albies, Ozzie	S/R	5-8	165	1/7/97
54	Fried, Max	L/L	6-4	190	1/18/94	11	Arcia, Orlando	R/R	6-0	187	8/4/94
26	Iglesias, Raisel	R/R	6-2	190	1/4/90	18	Grissom, Vaughn	R/R	6-3	210	1/5/01
77	Jimenez, Joe	R/R	6-3	277	1/17/95	28	Olson, Matt	L/R	6-5	225	3/29/94
52	Lee, Dylan	L/L	6-3	214	8/1/94	27	Riley, Austin	R/R	6-3	240	4/2/97
63	Luetge, Lucas	L/L	6-4	205	3/24/87	65	Shewmake, Braden	L/R	6-4	190	11/19/97
68	Matzek, Tyler	L/L	6-3	230	10/19/90	<b># OUTFIELDERS (6)</b>					
32	McHugh, Collin	R/R	6-2	191	6/19/87	13	Acuna Jr., Ronald	R/R	6-0	205	12/18/97
33	Minter, A.J.	L/L	6-0	215	9/2/93	23	Harris II, Michael	L/L	6-0	195	3/7/01
50	Morton, Charlie	R/R	6-5	215	11/12/83	14	Hilliard, Sam	L/L	6-5	236	2/21/94
69	Munoz, Roddery	R/R	6-2	210	4/14/00	24	Luplow, Jordan	R/R	6-1	195	9/26/93
40	Soroka, Michael	R/R	6-5	225	8/4/97	8	Rosario, Eddie	L/R	6-1	180	9/28/91
53	Stephens, Jackson	R/R	6-2	220	5/11/94	38	White, Eli	R/R	6-3	195	6/26/94
99	Strider, Spencer	R/R	6-0	195	10/28/98	<b># DH (1)</b>					
51	Tonkin, Michael	R/R	6-7	220	11/19/89	20	Ozuna, Marcell	R/R	6-1	225	11/12/90
64	Vines, Darius	R/R	6-1	190	4/30/98						
30	Wright, Kyle	R/R	6-4	215	10/2/95						
22	Yates, Kirby	L/R	5-10	205	3/25/87						
19	Ynoa, Huascar	R/R	6-2	220	5/28/98						

## ATLANTA BRAVES NON-ROSTER INVITEES

#	PITCHERS (11)	B/T	HT	WT	DOB	#	INFIELDBERS (6)	B/T	HT	WT	DOB
86	Burkhalter, Blake	R/R	6-0	204	9/19/00	9	Adrianza, Ehire	S/R	6-1	198	8/21/89
60	Chavez, Jesse	R/R	6-1	175	8/21/83	78	Conley, Cal	S/R	5-10	185	7/17/99
85	Dodd, Dylan	L/L	6-2	210	6/6/98	67	Dunand, Joe	R/R	6-2	205	9/20/95
87	Moran, Brian	L/L	6-4	225	9/30/88	56	Hechavarria, Adeiny	R/R	6-0	195	4/15/89
83	Ramirez, Roel	R/R	6-0	235	5/26/95	45	Sanchez, Yolmer	S/R	6-0	210	6/29/92
79	Rangel, Alan	R/R	6-2	170	8/21/97	75	Waddell, Luke	L/R	5-9	180	7/13/98
66	Rios, Yacksel	R/R	6-3	215	6/27/93	<b># OUTFIELDERS ( )</b>					
84	Shuster, Jared	L/L	6-3	210	8/3/98	74	Dean, Justin	R/R	5-8	185	12/6/96
81	Vodnik, Victor	R/R	6-0	200	10/9/99	76	Milligan, Cody	L/R	5-10	170	12/23/98
82	Wilson, Brooks	L/R	6-2	205	3/15/96	17	Pillar, Kevin	R/R	6-0	200	1/4/89
80	Young, Danny	L/L	6-3	200	5/27/94	46	Sierra, Magneuris	L/L	5-11	178	4/7/96
<b># CATCHERS (4)</b>						88	Wall, Forrest	L/R	6-1	195	11/20/95
73	Baldwin, Drake	L/R	6-1	210	3/28/01						
89	Casteel, Ryan	R/R	5-11	205	6/6/91						
71	Hudson, Joe	R/R	6-0	210	5/21/91						
72	Tolve, Tyler	L/R	6-1	200	7/16/00						

# ATLANTA BRAVES EXECUTIVES & BASEBALL OPERATIONS STAFF

## EXECUTIVES

Chairman .....	Terry McGuirk
President & CEO, Atlanta Braves .....	Derek Schiller
President & CEO, Braves Development Company .....	Mike Plant
President, Baseball Operations & General Manager .....	Alex Anthopoulos
Executive Vice President, Chief Legal Officer .....	Greg Heller
Executive Vice President, Chief Financial Officer .....	Jill Robinson
Executive Vice President, Minor League Affiliates & Strategic Planning .....	Chip Moore
Executive Vice President, Chief Culture Officer .....	DeRetta Rhodes, PhD.
Vice Chairman, Emeritus .....	John Schuerholz

## BASEBALL OPERATIONS

Vice President, Baseball Development .....	Mike Fast
Assistant General Manager, Research & Development .....	Jason Paré
Assistant General Manager, Player Development .....	Ben Sestanovich
Special Assistant to the General Manager .....	Bobby Cox
Senior Director, Baseball Administration .....	Dixie Keller
Director, Baseball Operations .....	Adam Sonabend
Director, Minor League Operations .....	Ron Knight
Director, Latin American Scouting .....	Jonathan Cruz
Assistant Director, Research & Development .....	Josh Malek
Special Assistant, Scouting Operations .....	Jonathan Schuerholz
Assistant Director, Baseball Systems .....	Garrett Wilson
Lead Developer, Baseball Systems .....	Michael Copeland
Senior Developer, Baseball Systems .....	Isaac Lee
Senior Data Scientist .....	Evan Tucker, PhD.
Coordinator, Research & Development .....	Kyle Sargent
Analysts, Research & Development .....	Evan Olawsky, Stephen Loftus
Assistant Director, Major League Operations .....	Doug Wachter
Special Assistant, Major League Operations .....	Tyler Flowers
Managers, Major League Operations .....	Caelan Collins, Tom O'Donnell
Coordinator, Major League Operations .....	Will Siskel
Analysts, Major League Operations .....	Jeremy Dorsey, Robert Sanders, Matt Winn, Casey Ciucci, Jack Byrne
Assistant Director, Amateur Scouting .....	Ronit Shah
Assistant Director, Baseball Development Analytics .....	Colin Wyers
Amateur Scouting Video Manager .....	Alex Burritt
Data Scientist .....	Christina Zaccardi
Data Quality Analyst .....	Ryan Corkrean
Assistant, Baseball Development .....	David Lee
Manager, Family Relations .....	Rafael Becerra
Coordinator, Family Relations .....	Seth Heizer
Bill Lucas Fellow .....	Terrence Pinkston
Cultural Development Coordinator .....	Fernando Pineres
Manager, Minor League Video & Technology .....	Kyle Clements
Minor League Video Coordinator .....	Sean Reagan
Assistant, Player Development Technology .....	Tucker Meredith
Assistant, Player Development .....	Dylan Quantz

## MINOR LEAGUE COORDINATORS

Director of Player Development .....	Kevin Hooper
Director of Pitching Development .....	Paul Davis
Assistant Pitching Coordinator .....	Matt Taylor
Field Coordinator .....	Chris Swauger
Hitting Coordinator .....	Chris Antariksa
Hitting Instructor .....	Greg Walker
Catching Coordinator .....	J.D. Closser
Outfield/Baserunning Coordinator .....	Michael Saunders
Infield Instructor .....	Jay Pryor
Minor League Instructor .....	Tom Goodwin
Minor League Instructor .....	Devon Travis
Advisor, Player Development .....	Doug Mansolino
Special Assistant, Player Development .....	Terry Pendleton
Minor League Medical Coordinator .....	Eric Hrycko
Assistant Minor League Medical Coordinator .....	Toby Williams
Minor League Physical Therapist .....	Johnny Passarelli
Assistant Minor League Physical Therapist .....	Jonathan Pabon
Rehab Pitching Coordinator .....	Kevin McAvoy
Strength and Conditioning Coordinator .....	Jordan Sidwell
Assistant Strength and Conditioning Coordinator .....	Ryan Meehan
Minor League Performance Dietician .....	Eric Tucker
Minor League Mental Skills Coach .....	Zach Sorensen
Minor League Mental Skills Coach .....	Austin Merrill

## COMMUNICATIONS

Senior Vice President, Communications .....	Beth Marshall
Director, Communications .....	Sarit Babboni
Senior Coordinator, Corporate Communications .....	Kara Zoellner
Manager, Baseball Communications .....	Jared Burleyson
Manager, Player Relations .....	Franco Garcia
Coordinator, Baseball Communications .....	Mitch George

# ATLANTA BRAVES MINOR LEAGUE SYSTEM 2022 RECAP

## 2022 FINAL STANDINGS

TEAM (LEVEL)	MANAGER	RECORD	PCT.	GA/GB	FINISH	Playoffs
Gwinnett (AAA)	Matt Tuiasosopo	69-79	.466	21.5 GB	8th in IL West	No
Mississippi (AA)	Bruce Crabbe	62-74	.456	10.5 GB	4th in SL South	No
Rome (High-A)	Kanekoa Texeira	74-54	.578	3.0 GB	2nd in SAL South	Lost in 1st Rd
Augusta (Low-A)	Nestor Perez	69-62	.527	18.5 GB	3rd in CAR South	No
FCL Braves (FCL)	Cody Gabella	20-35	.364	19.0 GB	5th in FCL South	No
<b>OVERALL RECORD:</b>		<b>294-304</b>	<b>.492</b>			

## 2022 BATTING LEADERS

	PLAYER	TEAM	NO.
Average*	Vaughn Grissom	ROM/MIS	.324
OBP*	Justyn-Henry Malloy	ROM/MIS/GWN	.408
SLG*	Vaughn Grissom	ROM/MIS	.494
OPS*	Vaughn Grissom	ROM/MIS	.899
At-Bats	Cal Conley	AUG/ROM	486
Hits	Cody Milligan	ROM/MIS	143
Doubles	Justyn-Henry Malloy	ROM/MIS/GWN	28
Triples	Geraldo Quintero	AUG/ROM	9
Homers	Drew Lugbauer	Mississippi	28
Runs	Cal Conley	AUG/ROM	94
RBI	Drew Lugbauer	Mississippi	82
Steals	Cal Conley	AUG/ROM	36
		<i>*Qualifying</i>	

## 2022 PITCHING LEADERS

	PLAYER	TEAM	NO.
ERA*	J.J. Niekro	AUG/ROM	3.19
WHIP*	Jared Shuster	MIS/GWN	1.05
BAA*	Royber Salinas	AUG/ROM	.187
Wins	Dylan Dodd	ROM/MIS/GWN	12
	Tanner Gordon	ROM/MIS	
Strikeouts	Royber Salinas	AUG/ROM	175
Games	Tyler Ferguson	MIS/GWN	52
Innings	Dylan Dodd	ROM/MIS/GWN	142.0
Starts	Alan Rangel	MIS/GWN	27
CG	6 Players Tied		1
Shutouts	Luis De Avila	Rome	1
	Jared Shuster	MIS/GWN	
Holds	Issrael De La Cruz	AUG/ROM	9
Saves	Michael Tonkin	Gwinnett	16
		<i>*Qualifying</i>	

## 2022 ATLANTA BRAVES ORGANIZATION AWARDS

Bobby Cox Minor League Staff Member of the Year.....	Tyler Enns (MIS Strength Coach)
Hank Aaron Minor League Player of the Year Award.....	Vaughn Grissom (ROM/MIS)
Phil Niekro Minor League Pitcher of the Year Award .....	Jared Shuster (MIS/GWN)
Bill Lucas Community Service Award.....	Tyler Tolve (ROM)

## 2022 LEAGUE POSTSEASON ALL-STARS

Gwinnett (International League).....	Kyle Muller (LH Starter)
Mississippi (Southern League).....	Jared Shuster (LH Starter)
Rome (South Atlantic League).....	Vaughn Grissom (Shortstop), Cody Milligan (Outfield)
Augusta (Carolina League).....	J.J. Niekro (RH Starter)

## 2022 MiLB.COM BRAVES ORGANIZATION ALL-STARS

Catcher.....	Tyler Tolve (Rome)
First Base.....	Drew Lugbauer (Mississippi)
Second Base.....	Cody Milligan (Rome/Mississippi)
Third Base.....	Justyn-Henry Malloy (Rome/Mississippi/Gwinnett)
Shortstop.....	Cal Conley (Augusta/Rome)
Outfield.....	Drew Campbell (Rome) Brandol Mezquita (Augusta/Rome) Andrew Moritz (Rome/Mississippi)
Right-handed Starter.....	Royber Salinas (Augusta/Rome)
Left-handed Starter.....	Jared Shuster (Mississippi/Gwinnett)
Reliever.....	Justin Yeager (Rome/Mississippi)

# ATLANTA BRAVES MINOR LEAGUE AFFILIATES



**ATLANTA'S TRIPLE-A  
AFFILIATE SINCE 2009**

**LEAGUE:** International  
(West Division)

**CHAMPIONSHIPS:** None

## GWINNETT STRIPERS

**AAA**

Ballpark..... Coolray Field (Opened 2009)  
Address..... 2500 Buford Drive, Lawrenceville, GA 30043  
Phone..... 678-277-0300  
Website..... gostripers.com  
Twitter..... @GoStripers  
General Manager..... Erin McCormick  
Media Contact..... Dave Lezotte (dave.lezotte@gostripers.com)

### STRIPERS 2023 FIELD STAFF

Manager..... Matt Tuiasosopo  
Pitching Coach..... Craig Bjornson  
Hitting Coach..... Carlos Mendez  
Coaches..... Wigberto Nevarez, Stevie Wilkerson  
Strength Coach..... Tyler Enns  
Athletic Trainers..... Dan Leja, Dan Gaertner



**ATLANTA'S DOUBLE-A  
AFFILIATE SINCE 2005**

**LEAGUE:** Southern  
(South Division)

**CHAMPIONSHIPS:** 2  
(2008, 2021)

## MISSISSIPPI BRAVES

**AA**

Ballpark..... Trustmark Park (Opened 2005)  
Address..... 1 Braves Way, Pearl, MS 39208  
Phone..... 601-932-8788  
Website..... mississippibraves.com  
Twitter..... @MBraves  
General Manager..... Pete Lavin  
Media Contact..... Chris Harris (chris.harris@mississippibraves.com)

### M-BRAVES 2023 FIELD STAFF

Manager..... Kanekoa Teixeira  
Pitching Coach..... Bo Henning  
Hitting Coach..... Danny Santiesteban  
Coach..... Jefferson Romero  
Strength Coach..... Joe Powell  
Athletic Trainer..... Greg Harrel



**ATLANTA'S HIGH-A  
AFFILIATE SINCE 2021**

**LEAGUE:** South Atlantic  
(South Division)

**CHAMPIONSHIPS:** 2  
(2003, 2016)

## ROME BRAVES

**HI-A**

Ballpark..... State Mutual Stadium (Opened 2003)  
Address..... 755 Braves Boulevard, Rome, GA 30161  
Phone..... 706-378-5100  
Website..... romebraves.com  
Twitter..... @TheRomeBraves  
General Manager..... David Lane  
Media Contact..... Justin Franklin (justin.franklin@romebraves.com)

### R-BRAVES 2023 FIELD STAFF

Manager..... Angel Flores  
Pitching Coach..... Mike Steed  
Hitting Coach..... Garrett Wilkinson  
Coach..... Bobby Moore  
Strength Coach..... Kyle Hegedus  
Athletic Trainer..... Joel Wiggins



**ATLANTA'S LOW-A  
AFFILIATE SINCE 2021**

**LEAGUE:** Carolina  
(South Division)

**CHAMPIONSHIPS:** 4  
(1989, 1995, 1999, 2008)

## AUGUSTA GREENJACKETS

**LO-A**

Ballpark..... SRP Park (Opened 2018)  
Address..... 187 Railroad Avenue, North Augusta, SC 29841  
Phone..... 803-349-9467  
Website..... greenjacketsbaseball.com  
Twitter..... @GreenJackets  
President..... Jeff Eisman  
Vice President..... Tom Denlinger  
General Manager..... Brandon Greene  
Media Contact..... Catie Jagodzinski (catie@greenjacketsbaseball.com)

### GREENJACKETS 2023 FIELD STAFF

Manager..... Cody Gabella  
Pitching Coach..... Wes McGuire  
Hitting Coach..... Connor Narron  
Coach..... Francisco Diaz  
Strength Coach..... Julian Rip  
Athletic Trainers..... Jesus Aviles, Austin Smith



ATLANTA'S ROOKIE  
AFFILIATE SINCE 1966

CHAMPIONSHIPS: 2  
(1964, 2003)

# FLORIDA COMPLEX LEAGUE BRAVES

**RK**

Ballpark.....CoolToday Park (Opened 2019)  
Address.....18800 South West Villages Parkway, North Port, FL

## FCL BRAVES 2023 FIELD STAFF

Manager.....Nestor Perez  
Pitching Coaches.....Elvin Nina, Lance Carter  
Hitting Coach.....Einar Diaz  
Coaches.....Wynston Sawyer, Luis Ugueto, Ben Revere  
Strength Coach.....Mike Wall  
Athletic Trainers.....Tom Adams, KB Clark



ATLANTA'S DSL  
AFFILIATE SINCE 1992

CHAMPIONSHIPS: 0

# DOMINICAN SUMMER LEAGUE BRAVES

**RK**

Ballpark.....Atlanta Braves Complex

## DSL BRAVES 2023 FIELD STAFF

Manager.....Maikol Gonzales  
Pitching Coach.....Francisco Martinez  
Hitting Coach.....Adam Wood  
Coaches.....Leandro Mateo, Elvis Pena, Samuel Taveras  
Strength Coaches.....Dakota Fowee, Luis Palomares  
Athletic Trainers.....Pedro Hernandez, Mario Anguizola

## ATLANTA BRAVES MINOR LEAGUE AFFILIATE HISTORY (SINCE 1966)

AAA	AA	High-A
Gwinnett Stripers (2009-Current) Richmond Braves (1966-2008)	Mississippi Braves (2005-Current) Greenville Braves (1984-2004) Savannah Braves (1971-1983) Shreveport Braves (1968-70) Austin Braves (1966-67)	Rome Braves (2021-Current) Florida FireFrogs (2017-19) Carolina Mudcats (2015-16) Lynchburg Hillcats (2011-14) Myrtle Beach Pelicans (1999-2010) Danville 97s (1998) Durham Bulls (1990-97)
Low-A	Short Season-A	Rookie
Augusta GreenJackets (2021-Current) Rome Braves (2003-19) Macon Braves (1991-2002) Burlington Braves (1988-90) Sumter Braves (1985-90) Durham Bulls (1980-89) Anderson Braves (1980-84) Greenwood Braves (1968-79) West Palm Beach Braves (1966-68) Lexington Braves (1967) Kinston Eagles (1966-67)	Jamestown Jammers (1999-2001) Eugene Emeralds (1995-98) Jamestown Braves (1967) Yakima Braves (1966)	Danville Braves (1993-2019) Idaho Falls Braves (1986-94) Pulaski Braves (1982-92) Kingsport Braves (1974-79) Wytheville Braves (1971-73) Magic Valley Cowboys (1968-70)
Complex Rookie	Foreign Rookie	
GCL/FCL Braves (1966-67, 1976-Current)	Dominican Summer League Braves (1992-Current)	

BRAVES.ORG



# ATLANTA BRAVES RECENT DRAFTS

2022 DRAFT							
RD.	PICK	PLAYER	POS	SCHOOL	B/T	HT/WT	DOB
1	20	Owen Murphy	P	Riverside Brookfield (IL)	R/R	6-1 / 190	9/27/03
CB-A	35	JR Ritchie	P	Bainbridge HS (WA)	R/R	6-2 / 185	6/26/03
2	57	Cole Phillips	P	Boerne HS (TX)	R/R	6-3 / 200	5/26/03
2C	76	Blake Burkhalter	P	Auburn University	R/R	6-0 / 204	9/19/00
3	96	Drake Baldwin	C	Missouri State University	L/R	6-1 / 210	3/28/01
4	125	David McCabe	3B	UNC Charlotte	S/R	6-4 / 230	3/25/00
5	155	Ignacio Alvarez	3B	Riverside Community College	R/R	6-0 / 190	4/11/03
6	185	Seth Keller	P	Hanover HS (VA)	R/R	5-10 / 180	5/26/04
7	215	Adam Maier	P	University of Oregon	R/R	6-0 / 203	11/26/01
8	245	Jason Franks	P	Cal Poly San Luis Obispo	R/R	6-3 / 200	1/23/99
9	275	Cory Acton	2B	University of Georgia	L/R	6-0 / 175	3/22/99
10	305	Andrew Keck	C	Southeast Missouri State	R/R	6-3 / 225	12/12/99
11	335	Ian Mejia	P	New Mexico State	R/R	6-3 / 205	1/31/00
12	365	Justin Janas	1B	University of Illinois	L/R	6-3 / 205	9/18/00
13	395	Cedric De Grandpre	P	Chipola College	R/R	6-2 / 210	1/25/02
14	425	Landon Harper	P	University of Southern Mississippi	R/R	6-1 / 176	4/8/01
15	455	William Silva	P	Miami Dade College	R/R	6-0 / 185	8/2/01
16	485	E.J. Exposito	SS	Long Island University	R/R	6-0 / 190	5/4/01
17	515	Kevin Kilpatrick Jr.	OF	University of Central Florida	R/R	6-0 / 186	11/25/00
18	545	Noah Williams	OF	Redondo Union HS (CA)	S/R	6-2 / 180	4/24/04
19	575	Christian Jackson	OF	Dutchtown HS (GA)	R/R	6-2 / 185	10/23/03
20	605	Keshawn Ogans	SS	University of California	R/R	5-9 / 180	8/26/01

2021 DRAFT							
RD.	PICK	PLAYER	POS	SCHOOL	B/T	HT/WT	DOB
1	24	Ryan Cusick	P	Wake Forest (NC)	R/R	6-6, 235	11/12/99
2	59	Spencer Schwellenbach	P	University of Nebraska	R/R	6-1, 200	5/31/00
3	96	Dylan Dodd	P	Southeast Missouri State	L/L	6-3, 210	6/6/98
4	126	Cal Conley	SS	Texas Tech	S/R	5-10, 185	7/17/99
5	157	Luke Waddell	SS	Georgia Tech	L/R	5-9, 180	7/13/98
6	187	Justyn-Henry Malloy	1B	Georgia Tech	R/R	6-2, 212	2/19/00
7	217	AJ Smith-Shawver	P	Colleyville Heritage HS (TX)	R/R	6-3, 205	11/20/02
8	247	Tyler Collins	OF	McKinney Boyd HS (TX)	L/R	5-11, 180	3/6/03
9	277	Liam McGill	C	Bryant University (RI)	R/R	6-4, 225	12/19/97
10	307	Dylan Spain	P	University of Hawaii at Hilo	R/R	6-6, 205	6/21/98
11	337	Adam Shoemaker	P	St. Benedict Catholic (ON)	L/L	6-6, 205	8/24/02
12	367	Andrew Hoffmann	P	University of Illinois	R/R	6-5, 210	2/2/00
13	397	Adam Zebrowski	C	St. John Fisher College (NY)	R/R	6-3, 230	9/28/00
14	427	Caleb Durbin	SS	Washington University (MO)	R/R	5-8, 175	2/22/00
15	457	Christian Robinson	OF	Stanford University	L/L	6-2, 211	11/23/99
16	487	Kris Anglin	P	Howard College (TX)	L/L	5-11, 175	8/9/01
17	517	Tyler Tolve	C	Kennesaw State (GA)	L/R	6-2, 180	7/16/00
18	547	Austin Smith	P	University of Arizona	R/R	6-3, 198	6/22/99
19	577	Samuel Strickland	P	Samford University (AL)	R/L	6-2, 218	3/26/99
20	607	Ty Evans	OF	Lakeland Christian School (FL)	R/R	6-2, 195	3/25/03

## MLB.COM ATLANTA BRAVES TOP 30 PROSPECTS (AS OF MARCH 20)

#	PLAYER	POS.	AGE	TOP 100	#	PLAYER	POS.	AGE	TOP 100
1.	Jared Shuster	LHP	24	---	16.	Luis Guanipa	OF	17	---
2.	Owen Murphy	RHP	19	---	17.	Brandol Mezquita	OF	21	---
3.	JR Ritchie	RHP	19	---	18.	Diego Benitez	SS	18	---
4.	AJ Smith-Shawver	RHP	20	---	19.	Geraldo Quintero	3B/2B	21	---
5.	Cole Phillips	RHP	19	---	20.	Seth Keller	RHP	18	---
6.	Braden Shewmake	SS	25	---	21.	Rodderly Munoz	RHP	22	---
7.	Spencer Schwellenbach	RHP	22	---	22.	Blake Burkhalter	RHP	22	---
8.	Darius Vines	RHP	24	---	23.	Drake Baldwin	C	21	---
9.	Ambioris Tavarez	SS	19	---	24.	David McCabe	3B/1B	22	---
10.	Dylan Dodd	LHP	24	---	25.	Douglas Glod	OF	18	---
11.	Victor Vodnik	RHP	23	---	26.	Alan Rangel	RHP	25	---
12.	Adam Maier	RHP	21	---	27.	Adam Shoemaker	LHP	20	---
13.	Cal Conley	SS	23	---	28.	Tanner Gordon	RHP	25	---
14.	Jesse Franklin V	OF	24	---	29.	Tyler Tolve	C	22	---
15.	Ignacio Alvarez	3B/SS	19	---	30.	Luis De Avila	LHP	21	---



## INTERNATIONAL LEAGUE

Stripers' pitchers led the IL in strikeouts in 2022, racking up a Gwinnett team record 1,421 over 148 games. It's just the second time a Gwinnett club has led the circuit in strikeouts. (Photo of Darius Vines: Paul Daniel)

# THE INTERNATIONAL LEAGUE

Years Active .....	1884-2020, 2022-Present
Roster Limit .....	33 (28 Active)
Number of Games .....	150
League Championship Series .....	September 26-28 (Best-of-Three hosted by First Half Champion)
Triple-A National Championship .....	September 30 (IL vs. PCL in Las Vegas, NV)
Regional Supervisor .....	Ronnie Richardson (ronnie.richardson@mib.com)

## LEAGUE HISTORY

The current 20-team form of the International League was launched in 2021 as the Triple-A East (returned to the IL name in 2022). It includes the 14 members of the IL as it existed in 2020, plus four former members of the Triple-A Pacific Coast League (Iowa, Memphis, Nashville, and Omaha), one former member of the Double-A Southern League (Jacksonville), and one former member of the independent American Association (St. Paul).



East Division	MLB Affiliate	City	Stadium
Buffalo Bisons	Toronto Blue Jays	Buffalo, NY	Sahlen Field
Charlotte Knights	Chicago White Sox	Charlotte, NC	Truist Field
Durham Bulls	Tampa Bay Rays	Durham, NC	Durham Bulls Athletic Park
Jacksonville Jumbo Shrimp	Miami Marlins	Jacksonville, FL	121 Financial Ballpark
Lehigh Valley IronPigs	Philadelphia Phillies	Allentown, PA	Coca-Cola Park
Norfolk Tides	Baltimore Orioles	Norfolk, VA	Harbor Park
Rochester Red Wings	Washington Nationals	Rochester, NY	Innovative Field
Scranton/WB RailRiders	New York Yankees	Moosic, PA	PNC Field
Syracuse Mets	New York Mets	Syracuse, NY	NBT Bank Stadium
Worcester Red Sox	Boston Red Sox	Worcester, MA	Polar Park
West Division	MLB Affiliate	City	Stadium
Columbus Clippers	Cleveland Indians	Columbus, OH	Huntington Park
Gwinnett Stripers	Atlanta Braves	Lawrenceville, GA	Coolray Field
Indianapolis Indians	Pittsburgh Pirates	Indianapolis, IN	Victory Field
Iowa Cubs	Chicago Cubs	Des Moines, IA	Principal Park
Louisville Bats	Cincinnati Reds	Louisville, KY	Louisville Slugger Field
Memphis Redbirds	St. Louis Cardinals	Memphis, TN	AutoZone Park
Nashville Sounds	Milwaukee Brewers	Nashville, TN	First Horizon Park
Omaha Storm Chasers	Kansas City Royals	Omaha, NE	Werner Park
St. Paul Saints	Minnesota Twins	St. Paul, MN	CHS Field
Toledo Mud Hens	Detroit Tigers	Toledo, OH	Fifth Third Field

# GWINNETT VS. LEAGUE OPPONENTS

<b>REGULAR SEASON (SINCE 2009)</b>					
<b>OPPONENT</b>	<b>RECORD VS.</b>	<b>GAMES</b>	<b>PCT</b>	<b>HOME*</b>	<b>ROAD^</b>
Buffalo Bisons	50-34	84	.595	23-17	27-17
Charlotte Knights	148-136	284	.521	76-63	72-73
Columbus Clippers	39-53	92	.424	15-28	24-25
Durham Bulls	124-152	276	.449	68-66	56-86
Indianapolis Indians	55-47	102	.539	35-23	20-24
Iowa Cubs	0-0	0	---	0-0	0-0
Jacksonville Jumbo Shrimp	10-24	34	.294	7-15	3-9
Lehigh Valley IronPigs	36-52	88	.409	16-26	20-26
Louisville Bats	57-51	108	.528	32-26	25-25
Memphis Redbirds	32-19	51	.627	17-7	15-12
Nashville Sounds	18-29	47	.383	10-13	8-16
Norfolk Tides	149-122	271	.550	84-52	65-70
Omaha Storm Chasers	0-0	0	---	0-0	0-0
Rochester Red Wings	39-43	82	.476	23-18	16-25
Scranton/Wilkes-Barre RailRiders	33-46	79	.418	13-27	20-19
St. Paul Saints	0-0	0	---	0-0	0-0
Syracuse Mets	37-43	80	.463	22-19	15-24
Toledo Mud Hens	57-32	89	.640	26-15	31-17
Worcester Red Sox	37-40	77	.481	20-18	17-22
<b>TOTALS:</b>	<b>921-923</b>	<b>1,844</b>	<b>.499</b>	<b>487-433 (.529)</b>	<b>434-490 (.470)</b>

\*Record includes games played as the home team in road stadiums.

^Record includes games played as the road team in home stadium.

<b>POSTSEASON (SINCE 2009)</b>					
<b>OPPONENT</b>	<b>RECORD VS.</b>	<b>GAMES</b>	<b>PCT</b>	<b>HOME*</b>	<b>ROAD^</b>
Columbus Clippers	4-4	8	.500	2-2	2-2
Scranton/Wilkes-Barre RailRiders	2-6	8	.250	0-4	2-2
<b>TOTALS:</b>	<b>6-10</b>	<b>16</b>	<b>.375</b>	<b>2-6 (.250)</b>	<b>4-4 (.500)</b>

<b>INTERNATIONAL LEAGUE CHAMPIONSHIP RESULTS (SINCE 2009)</b>		
<b>YEAR</b>	<b>CHAMPION</b>	<b>RUNNER-UP</b>
2009	Durham	Scranton/WB
2010	Columbus	Durham
2011	Columbus	Lehigh Valley
2012	Pawtucket	Charlotte
2013	Durham	Pawtucket
2014	Pawtucket	Durham
2015	Columbus	Indianapolis
2016	Scranton/WB	<b>Gwinnett</b>
2017	Durham	Scranton/WB
2018	Durham	Scranton/WB
2019	Columbus	Durham
2020	None	
2021	Durham	None
2022	Durham	Nashville

<b>TRIPLE-A NATIONAL CHAMPIONSHIP RESULTS (SINCE 2009)</b>		
<b>YEAR</b>	<b>CHAMPION</b>	<b>RUNNER-UP</b>
2009	Durham	Memphis
2010	Columbus	Tacoma
2011	Columbus	Omaha
2012	Reno	Pawtucket
2013	Omaha	Durham
2014	Omaha	Pawtucket
2015	Fresno	Columbus
2016	Scranton/WB	El Paso
2017	Durham	Memphis
2018	Memphis	Durham
2019	Sacramento	Columbus
2020	No Game	
2021	No Game	
2022	Durham	Reno





# BUFFALO BISONS

MLB Affiliation..... Toronto Blue Jays (Since 2013)  
 Years in Triple-A..... 1886-89, 1901-70, 1985-  
 Triple-A Titles (7)..... 1933, 1936, 1957, 1961, 1997, 1998, 2004  
 Address..... One James D. Griffin Plaza, Buffalo, NY 14203  
 Phone..... 716-846-2000  
 Website / Twitter..... bisons.com / @BuffaloBisons  
 Media Contact..... Pat Malacaro (pmalacaro@bisons.com)

## SAHLEN FIELD

Opened..... 1988  
 Capacity..... 16,600  
 2022 Attendance..... 451,859 (6,846 average)  
 Dimensions..... 325 (LF), 404 (CF), 325 (RF)

## GWINNETT VS. BUFFALO IN 2023

Home (6G)..... 4/25-30 (6G)  
 Road (0G)..... Will Not Face

## BISONS COACHING STAFF

Manager..... Casey Candaele (2nd)  
 Pitching Coach..... Jeff Ware (2nd)  
 Hitting Coach..... Corey Hart (4th)  
 Coach..... Devon White (5th)  
 Strength Coach..... Justin Batchler (2nd)  
 Athletic Trainer..... Caleb Daniel (2nd)

## BISONS FRONT OFFICE STAFF

President..... Mike Buczkowski  
 General Manager..... Anthony Sprague  
 Broadcasters..... Pat Malacaro, Duke McGuire

## GWINNETT VS. BUFFALO

SEASON	W/L	HOME	ROAD
2009	4-4	2-2	2-2
2010	3-5	2-2	1-3
2011	4-4	3-1	1-3
2012	2-6	1-3	1-3
2013	5-3	2-2	3-1
2014	6-1	3-1	3-0
2015	5-1	2-1	3-0
2016	7-0	3-0	4-0
2017	4-2	2-1	2-1
2018	4-3	2-2	2-1
2019	4-2	1-2	3-0
2021		Did Not Face	
2022	2-3	0-0	2-3
<b>TOTAL:</b>	<b>50-34</b>	<b>23-17</b>	<b>27-17</b>

GWN Sweeps..... 5x, last: 5/14-16, 2019 (3G)  
 BUF Sweeps..... None  
 Overall Streak..... Won 2 (Since 9/9/22)  
 Home Streak..... Lost 1 (Since 5/9/19)  
 Road Streak..... Won 2 (Since 9/9/22)



# CHARLOTTE KNIGHTS

MLB Affiliation..... Chicago White Sox (Since 1999)  
 Years in Triple-A..... 1993-  
 Triple-A Titles (2)..... 1993, 1999  
 Address..... 324 South Mint Street, Charlotte, NC 28202  
 Phone..... 704-274-8300  
 Website / Twitter..... charlotteknights.com / @KnightsBaseball  
 Media Contact..... Tommy Viola (tommyv@charlotteknights.com)

## TRUIST FIELD

Opened..... 2014  
 Capacity..... 10,200  
 2022 Attendance..... 531,465 (7,280 average)  
 Dimensions..... 330 (LF), 400 (CF), 315 (RF)

## GWINNETT VS. CHARLOTTE IN 2023

Home (12G)..... 5/2-7 (6G), 6/6-11 (6G)  
 Road (6G)..... 8/8-13 (6G)

## KNIGHTS COACHING STAFF

Manager..... Justin Jirschele (1st)  
 Pitching Coach..... Matt Zaleski (3rd)  
 Hitting Coach..... Cam Seitzer (1st)  
 Performance Coach..... George Timke (1st)  
 Athletic Trainer..... Hyeon Kim (1st)

## KNIGHTS FRONT OFFICE STAFF

Chief Operating Officer..... Dan Rajkowski  
 General Manager..... Rob Egan  
 Broadcasters..... Matt Swierad, Mike Pacheco

## GWINNETT VS. CHARLOTTE

SEASON	W/L	HOME	ROAD
2009	10-11	5-6	5-5
2010	8-14	5-6	3-8
2011	13-8	8-2	5-6
2012	11-11	6-5	5-6
2013	13-9	6-5	7-4
2014	13-9	7-4	6-5
2015	9-14	5-6	4-8
2016	11-16	6-8	5-8
2017	14-11	6-5	8-6
2018	11-11	6-5	5-6
2019	9-12	3-6	6-6
2021	16-2	5-1	11-1
2022	10-8	8-4	2-4
<b>TOTAL:</b>	<b>148-136</b>	<b>76-63</b>	<b>72-73</b>

GWN Sweeps..... 11x, last: 7/13-18, 2021 (6G)  
 CLT Sweeps..... 13x, last: 6/26-27, 2019 (2G)  
 Overall Streak..... Won 1 (Since 8/7/22)  
 Home Streak..... Lost 1 (Since 7/10/22)  
 Road Streak..... Won 1 (Since 8/7/22)





# COLUMBUS CLIPPERS

MLB Affiliation.....Cleveland Guardians (Since 2009)  
 Years in Triple-A.....1955-70, 1977-  
 Triple-A Titles (11).....1979-81, 1987, 1991-92, 1996, 2010-11, 2015, 2019  
 Address.....330 Huntington Park Lane, Columbus, OH 43215  
 Phone.....614-462-5250  
 Website / Twitter.....clippersbaseball.com / @CLB Clippers  
 Media Contact.....Anthony Slosser (aslosser@clippersbaseball.com)

## HUNTINGTON PARK

Opened.....2009  
 Capacity.....10,100  
 2022 Attendance.....534,393 (7,634 average)  
 Dimensions.....325 (LF), 404 (CF), 318 (RF)

## GWINNETT VS. COLUMBUS IN 2023

Home (0G).....Will Not Face  
 Road (0G).....Will Not Face

## CLIPPERS COACHING STAFF

Manager.....Andy Tracy (3rd)  
 Pitching Coach.....Owen Dew (1st)  
 Hitting Coach.....Junior Betances (1st)  
 Bench Coach.....Greg DiCenzo (1st)  
 Pitching Strategist.....Cody Buckel (2nd)  
 Strength Coach.....Tyler Grisdale (1st)  
 Athletic Trainer.....Jeremy Heller (4th)

## CLIPPERS FRONT OFFICE STAFF

President & General Manager.....Ken Schnacke  
 Broadcasters.....Ryan Mitchell, Scott Leo

## GWINNETT VS. COLUMBUS

SEASON	W/L	HOME	ROAD
2009	5-3	1-3	4-0
2010	3-5	1-3	2-2
2011	3-5	0-4	3-1
2012	3-5	1-3	2-2
2013	3-5	2-2	1-3
2014	2-6	1-3	1-3
2015	6-4	3-0	3-4
2016	0-6	0-3	0-3
2017	1-5	1-2	0-3
2018	5-5	4-3	1-2
2019	3-3	1-2	2-1
2021	5-1	0-0	5-1
2022		Did Not Face	
<b>TOTAL:</b>	<b>39-53</b>	<b>15-28</b>	<b>24-25</b>

GWN Sweeps.....2x, last: 5/29-31, 2015 (3G)  
 COL Sweeps.....4x, last: 6/16-18, 2017 (3G)  
 Overall Streak.....Won 1 (Since 9/12/21)  
 Home Streak.....Lost 2 (Since 8/15/19)  
 Road Streak.....Won 1 (Since 9/12/21)

## POSTSEASON MEETINGS

2016 Semifinals.....GWN won 3-1  
 2019 Semifinals.....COL won 3-1



# DURHAM BULLS

MLB Affiliation.....Tampa Bay Rays (Since 1998)  
 Years in Triple-A.....1998-  
 Triple-A Titles (8).....2002-03, 2009, 2013, 2017-18, 2021, 2022  
 Address.....409 Blackwell Street, Durham, NC 27701  
 Phone.....919-687-6500  
 Website / Twitter.....durhambulls.com / @DurhamBulls  
 Media Contact.....Andrew Green (agreen@durhambulls.com)

## DURHAM BULLS ATHLETIC PARK

Opened.....1995  
 Capacity.....10,000  
 2022 Attendance.....472,090 (6,295 average)  
 Dimensions.....303 (LF), 395 (CF), 323 (RF)

## GWINNETT VS. DURHAM IN 2023

Home (12G).....5/23-28 (6G), 9/19-24 (6G)  
 Road (6G).....8/15-20 (6G)

## BULLS COACHING STAFF

Manager.....Michael Johns (1st)  
 Pitching Coach.....Brian Reith (2nd)  
 Hitting Coach.....Kenny Hook (1st)  
 Bench Coach.....Reinaldo Ruiz (3rd)  
 Strength Coach.....Steve Chase (1st)  
 Athletic Trainer.....Kris Russell (2nd)  
 Athletic Trainer.....Tsutomu Kamiya (1st)

## BULLS FRONT OFFICE STAFF

Vice President, Baseball Operations.....Mike Birling  
 General Manager.....Tyler Parsons  
 Broadcaster.....Patrick Kinas

## GWINNETT VS. DURHAM

SEASON	W/L	HOME	ROAD
2009	11-11	6-5	5-6
2010	12-9	6-4	6-5
2011	10-11	4-6	6-5
2012	11-10	7-4	4-6
2013	6-15	5-6	1-9
2014	9-12	6-5	3-7
2015	12-9	6-4	6-5
2016	9-13	4-5	5-8
2017	8-14	3-8	5-6
2018	11-11	6-4	5-7
2019	13-14	6-6	7-8
2021	5-12	4-2	1-10
2022	7-11	5-7	2-4
<b>TOTAL:</b>	<b>124-152</b>	<b>68-66</b>	<b>56-86</b>

GWN Sweeps.....7x, last: 4/14-16, 2017 (3G)  
 DUR Sweeps.....13x, last: 9/22-26 (5G)  
 Overall Streak.....Lost 4 (Since 9/15/22)  
 Home Streak.....Lost 4 (Since 9/15/22)  
 Road Streak.....Lost 4 (Since 5/12/22)



# INDIANAPOLIS INDIANS

MLB Affiliation..... Pittsburgh Pirates (Since 2005)  
 Years in Triple-A..... 1946-  
 Triple-A Titles (2)..... 1963, 2000  
 Address ..... 501 West Maryland Street, Indianapolis, IN 46225  
 Phone ..... 317-269-3542  
 Website / Twitter..... indyindians.com / @IndyIndians  
 Media Contact ..... Cheyne Reiter (creiter@indyindians.com)

## VICTORY FIELD

Opened..... 1996  
 Capacity..... 13,750  
 2022 Attendance ..... 534,610 (7,425 average)  
 Dimensions..... 320 (LF), 402 (CF), 320 (RF)

## GWINNETT VS. INDIANAPOLIS IN 2023

Home (6G)..... 8/1-6 (6G)  
 Road (0G)..... Will Not Face

## INDIANS COACHING STAFF

Manager ..... Miguel Perez (2nd)  
 Pitching Coach ..... Dan Meyer (2nd)  
 Hitting Coach ..... Eric Munson (2nd)  
 Bullpen Coach ..... Drew Benes (1st)  
 IBP Coach ..... Brady Conlan (2nd)  
 Strength Coach..... Alan Burr (6th)  
 Athletic Trainer ..... Tyler Brooks (2nd)

## INDIANS FRONT OFFICE STAFF

Chairman & CEO..... Bruce Schumacher  
 President & General Manager ..... Randy Lewandowski  
 Broadcasters ..... Howard Kellman, Andrew Kappes, Jack McMullen

## GWINNETT VS. INDIANAPOLIS

SEASON	W/L	HOME	ROAD
2009	6-2	3-1	3-1
2010	4-4	2-2	2-2
2011	4-4	2-2	2-2
2012	2-6	0-4	2-2
2013	3-5	3-1	0-4
2014	3-5	2-2	1-3
2015	4-4	3-1	1-3
2016	5-5	4-3	1-2
2017	4-6	3-4	1-2
2018	8-3	3-1	5-2
2019	8-1	6-0	2-1
2021	Did Not Face		
2022	4-2	0-0	4-2
<b>TOTAL:</b>	<b>55-47</b>	<b>35-23</b>	<b>20-24</b>

GWN Sweeps..... 3x, last: 6/28-30, 2019 (3G)  
 IND Sweeps..... 2x, last: 4/27-30, 2013 (4G)  
 Overall Streak..... Lost 1 (Since 6/19/22)  
 Home Streak..... Lost 1 (Since 6/19/22)  
 Road Streak..... Won 2 (Since 6/1/19)



# IOWA CUBS

MLB Affiliation..... Chicago Cubs (Since 1981)  
 Years in Triple-A..... 1969-  
 Triple-A Titles (1)..... 1993  
 Address ..... One Line Drive, Des Moines, IA 50309  
 Phone ..... 515-243-6111  
 Website / Twitter..... iowacubs.com / @IowaCubs  
 Media Contact ..... Colin Connolly (colinc@iowacubs.com)

## PRINCIPAL PARK

Opened..... 1992  
 Capacity..... 11,500  
 2022 Attendance ..... 437,543 (5,913 average)  
 Dimensions..... 335 (LF), 400 (CF), 335 (RF)

## GWINNETT VS. IOWA IN 2023

Home (0G)..... Will Not Face  
 Road (0G)..... Will Not Face

## CUBS COACHING STAFF

Manager ..... Marty Pevey (11th)  
 Pitching Coach ..... Ron Villone (4th)  
 Hitting Coach ..... John Mallee (1st)  
 Bench Coach ..... Eric Patterson (1st)  
 Development Coach ..... Andrew Betcher (1st)  
 Strength Coach..... Nathan Garza (1st)  
 Athletic Trainer ..... Ed Halbur (6th)  
 Athletic Trainer ..... Logan Severson (2nd)

## CUBS FRONT OFFICE STAFF

President & General Manager..... Sam Bernabe  
 VP/Assistant GM ..... Randy Wehofer  
 Broadcaster ..... Alex Cohen

## GWINNETT VS. IOWA

SEASON	W/L	HOME	ROAD
2021	Did Not Face		
2022	Did Not Face		
<b>TOTAL:</b>	<b>0-0</b>	<b>0-0</b>	<b>0-0</b>

GWN Sweeps..... 0  
 IOW Sweeps..... 0  
 Overall Streak..... N/A  
 Home Streak..... N/A  
 Road Streak..... N/A



# JACKSONVILLE JUMBO SHRIMP

MLB Affiliation.....Miami Marlins (Since 2009, Triple-A Since 2021)  
 Years in Triple-A.....1962-68, 2021-  
 Triple-A Titles (1).....1968  
 Address.....301 A. Philip Randolph Blvd., Jacksonville, FL 32202  
 Phone.....904-358-2846  
 Website / Twitter.....jaxshrimp.com / @JaxShrimp  
 Media Contact.....Scott Kornberg (scott@jaxshrimp.com)

## 121 FINANCIAL BALLPARK

Opened.....2003  
 Capacity.....11,000  
 2022 Attendance.....358,094 (4,974 average)  
 Dimensions.....321 (LF), 420 (CF), 317 (RF)

## GWINNETT VS. JACKSONVILLE IN 2023

Home (9G).....3/31-4/2 (3G), 6/20-25 (6G)  
 Road (12G).....7/25-30 (6G), 9/12-17 (6G)

## JUMBO SHRIMP COACHING STAFF

Manager.....Daren Brown (2nd)  
 Pitching Coach.....Jeremy Powell (3rd)  
 Hitting Coach.....Greg Colbrunn (1st)  
 Defensive Coach.....Jose Ceballos (5th)  
 Strength Coach.....Tim Rodmaker (2nd)  
 Athletic Trainer.....Eric Reigelsberger (2nd)

## JUMBO SHRIMP FRONT OFFICE STAFF

Executive VP & General Manager.....Harold Crow  
 Assistant General Manager.....Matt Goudreau  
 Broadcasters.....Scott Kornberg, Matt Davis

## GWINNETT VS. JACKSONVILLE

SEASON	W/L	HOME	ROAD
2021	4-7	4-7	0-0
2022	6-17	3-8	3-9
<b>TOTAL:</b>	<b>10-24</b>	<b>7-15</b>	<b>3-9</b>

GWN Sweeps.....None  
 JAX Sweeps.....None  
 Overall Streak.....Lost 1 (Since 9/3/22)  
 Home Streak.....Lost 1 (Since 9/3/22)  
 Road Streak.....Lost 3 (Since 6/10/22)



# LEHIGH VALLEY IRONPIGS

MLB Affiliation.....Philadelphia Phillies (Since 2008)  
 Years in Triple-A.....2008-  
 Triple-A Titles (0).....None  
 Address.....1050 IronPigs Way, Allentown, PA 18109  
 Phone.....610-841-7447  
 Website / Twitter.....ironpigsbaseball.com / @IronPigs  
 Media Contact.....Sam Jellinek

## COCA-COLA PARK

Opened.....2008  
 Capacity.....10,100  
 2022 Attendance.....544,220 (7,665 average)  
 Dimensions.....336 (LF), 400 (CF), 325 (RF)

## GWINNETT VS. LEHIGH VALLEY IN 2023

Home (12G).....Will Not Face  
 Road (6G).....Will Not Face

## IRONPIGS COACHING STAFF

Manager.....Anthony Contreras (2nd)  
 Pitching Coach.....Cesar Ramos (2nd)  
 Hitting Coach.....Joe Thurston (2nd)  
 Bench Coach.....Pat Listach (1st)  
 Assistant Pitching Coach.....Ryan Buchter (1st)  
 Strength Coach.....Mike Lidge (4th)  
 Athletic Trainer.....Andrew Dodgson (6th)  
 Assistant Athletic Trainer.....Makenna Behrens (1st)

## IRONPIGS FRONT OFFICE STAFF

President & General Manager.....Kurt Landes  
 Broadcaster.....Sam Jellinek

## GWINNETT VS. LEHIGH VALLEY

SEASON	W/L	HOME	ROAD
2009	6-2	3-1	3-1
2010	6-2	2-2	4-0
2011	3-5	1-3	2-2
2012	2-6	2-2	0-4
2013	2-6	1-3	1-3
2014	2-6	0-4	2-2
2015	5-2	3-1	2-1
2016	2-5	2-2	0-3
2017	2-5	0-3	2-2
2018	1-5	0-3	1-2
2019	3-4	2-2	1-2
2021	Did Not Face		
2022	2-4	0-0	2-4
<b>TOTAL:</b>	<b>36-52</b>	<b>16-26</b>	<b>20-26</b>

GWN Sweeps.....1x, 8/5-8, 2010 (4G)  
 LHV Sweeps.....5x, last: 6/5-7, 2018 (4G)  
 Overall Streak.....Won 1 (Since 8/28/22)  
 Home Streak.....Won 2 (Since 7/17/19)  
 Road Streak.....Won 1 (Since 8/28/22)



# LOUISVILLE BATS

MLB Affiliation..... Cincinnati Reds (Since 2000)  
 Years in Triple-A..... 1968-72, 1998-  
 Triple-A Titles (1)..... 2001  
 Address..... 401 East Main Street, Louisville, KY 40202  
 Phone..... 502-212-2287  
 Website / Twitter..... batsbaseball.com / @LouisvilleBats  
 Media Contact..... Connor Mullaney (cmullaney@batsbaseball.com)

## LOUISVILLE SLUGGER FIELD

Opened..... 2000  
 Capacity..... 13,131  
 2022 Attendance..... 424,035 (5,730 average)  
 Dimensions..... 325 (LF), 405 (CF), 340 (RF)

## GWINNETT VS. LOUISVILLE IN 2023

Home (0G)..... Will Not Face  
 Road (0G)..... Will Not Face

## BATS COACHING STAFF

Manager..... Pat Kelly (4th)  
 Pitching Coach..... Virgil Vasquez (1st)  
 Hitting Coach..... Alex Pelaez (3rd)  
 Coach..... Mike Jacobs (2nd)  
 Coach..... Vince Harrison (1st)  
 Strength Coach..... Dan Donohue (1st)  
 Athletic Trainer..... Steve Gober (8th)

## BATS FRONT OFFICE STAFF

President..... Greg Galiette  
 Broadcasters..... Nick Curran, Jim Kelch

## GWINNETT VS. LOUISVILLE

SEASON	W/L	HOME	ROAD
2009	4-4	2-2	2-2
2010	2-5	0-3	2-2
2011	5-3	2-2	3-1
2012	4-4	3-1	1-3
2013	4-4	1-3	3-1
2014	3-5	2-2	1-3
2015	6-4	4-3	2-1
2016	3-4	1-2	2-2
2017	4-3	4-0	0-3
2018	3-3	3-0	0-3
2019	6-4	2-1	4-3
2021	9-3	4-2	5-1
2022	4-5	0-0	4-5
<b>TOTAL:</b>	<b>57-51</b>	<b>32-26</b>	<b>25-25</b>

GWN Sweeps..... 3x, last: 8/13-15, 2018 (3G)  
 LOU Sweeps..... 4x, last: 6/1-3, 2018 (3G)  
 Overall Streak..... Lost 2 (Since 9/27/22)  
 Home Streak..... Lost 2 (Since 9/27/22)  
 Road Streak..... Lost 1 (Since 8/22/21)



# MEMPHIS REDBIRDS

MLB Affiliation..... St. Louis Cardinals (Since 1998)  
 Years in Triple-A..... 1998-  
 Triple-A Titles (4)..... 2000, 2009, 2017, 2018  
 Address..... 198 Union Avenue, Memphis, TN 38103  
 Phone..... 901-721-6000  
 Website / Twitter..... memphisredbirds.com / @MemphisRedBirds  
 Media Contact..... Kayla Hezel (khezel@memphisredbirds.co)

## AUTOZONE PARK

Opened..... 2000  
 Capacity..... 10,000  
 2022 Attendance..... 239,605 (3,375 average)  
 Dimensions..... 319 (LF), 400 (CF), 322 (RF)

## GWINNETT VS. MEMPHIS IN 2023

Home (6G)..... 4/11-16 (6G)  
 Road (15G)..... 5/16-21 (6G), 7/14-16 (3G), 8/29-9/3 (6G)

## REDBIRDS COACHING STAFF

Manager..... Ben Johnson (5th)  
 Pitching Coach..... Darwin Marrero (1st)  
 Hitting Coach..... Howie Clark (1st)  
 Coach..... Will Peterson (1st)  
 Strength Coach..... Henry Torres  
 Athletic Trainer..... Dan Martin

## REDBIRDS FRONT OFFICE STAFF

President & General Manager..... Craig Unger  
 VP, Stadium and Baseball Operations..... Mike Voutsinas  
 Broadcasters..... TBD

## GWINNETT VS. MEMPHIS

SEASON	W/L	HOME	ROAD
2021	15-9	8-4	7-5
2022	17-10	9-3	8-7
<b>TOTAL:</b>	<b>32-19</b>	<b>17-7</b>	<b>15-12</b>

GWN Sweeps..... None  
 MEM Sweeps..... None  
 Overall Streak..... Won 1 (Since 9/25/22)  
 Home Streak..... Won 1 (Since 8/21/22)  
 Road Streak..... Won 1 (Since 9/25/22)



# NASHVILLE SOUNDS

MLB Affiliation..... Milwaukee Brewers (Since 2021)  
 Years in Triple-A..... 1985-  
 Triple-A Titles (1)..... 2005  
 Address..... 19 Junior Gilliam Way, Nashville, TN 37219  
 Phone..... 615-690-4487  
 Website / Twitter..... nashvillesounds.com / @NashvilleSounds  
 Media Contact..... Collin Perry (collinp@nashvillesounds.com)

## FIRST HORIZON PARK

Opened..... 2015  
 Capacity..... 10,000  
 2022 Attendance..... 555,576 (7,611 average)  
 Dimensions..... 330 (LF), 403 (CF), 310 (RF)

## GWINNETT VS. NASHVILLE IN 2023

Home (6G)..... 8/22-27 (6G)  
 Road (12G)..... 5/9-14 (6G), 6/13-18 (6G)

## SOUNDS COACHING STAFF

Manager..... Rick Sweet (4th)  
 Pitching Coach..... Jeremy Accardo (2nd)  
 Hitting Coach..... Al LeBoeuf (3rd)  
 Coach..... Ned Yost IV (3rd)  
 Coach..... Liu Rodriguez (1st)  
 Bullpen Coach..... Patrick McGuff (1st)  
 Athletic Trainer..... Jeff Paxson (7th)  
 Asst. Athletic Trainer..... Jon Harris (1st)  
 S&C Specialist..... Andrew Emmick (8th)  
 S&C Assistant..... Jonathan Christensen (1st)

## SOUNDS FRONT OFFICE STAFF

General Manager & COO..... Adam English  
 Assistant General Manager..... Doug Scopel  
 Broadcaster..... Jeff Hem

## GWINNETT VS. NASHVILLE

SEASON	W/L	HOME	ROAD
2021	11-18	8-9	3-9
2022	7-11	2-4	5-7
<b>TOTAL:</b>	<b>18-29</b>	<b>10-13</b>	<b>8-16</b>

GWN Sweeps..... None  
 NAS Sweeps..... 1x, 5/18-23, 2021 (6G)  
 Overall Streak..... Won 2 (Since 8/13/22)  
 Home Streak..... Lost 2 (Since 4/16/22)  
 Road Streak..... Won 2 (Since 8/13/22)



# NORFOLK TIDES

MLB Affiliation..... Baltimore Orioles (Since 2007)  
 Years in Triple-A..... 1969-  
 Triple-A Titles (5)..... 1972, 1975, 1982-83, 1985  
 Address..... 150 Park Avenue, Norfolk, VA 23510  
 Phone..... 757-622-2222  
 Website / Twitter..... norfolktides.com / @NorfolkTides  
 Media Contact..... John Stanley (jstanley@norfolktides.com)

## HARBOR PARK

Opened..... 1993  
 Capacity..... 11,856  
 2022 Attendance..... 365,292 (5,004 average)  
 Dimensions..... 333 (LF), 400 (CF), 318 (RF)

## GWINNETT VS. NORFOLK IN 2023

Home (6G)..... 7/18-23 (6G)  
 Road (12G)..... 4/4-9 (6G), 5/30-6/4 (6G)

## TIDES COACHING STAFF

Manager..... Buck Britton (2nd)  
 Pitching Coach..... Justin Ramsey (2nd)  
 Hitting Coach..... Brink Ambler (1st)  
 Fundamentals Coach..... Ramon Sambo (4th)  
 Development Coach..... Joshua Rodrigues (2nd)  
 Strength Coach..... Jon Medici (2nd)  
 Athletic Trainer..... Alan Rail (2nd)

## TIDES FRONT OFFICE STAFF

President..... Ken Young  
 General Manager..... Joe Gregory  
 Broadcaster..... Pete Michaud

## GWINNETT VS. NORFOLK

SEASON	W/L	HOME	ROAD
2009	11-10	5-5	6-5
2010	11-10	7-4	4-6
2011	14-7	8-3	6-4
2012	10-11	5-5	5-6
2013	7-14	4-6	3-8
2014	11-10	7-3	4-7
2015	12-10	6-6	6-4
2016	17-6	11-2	6-4
2017	13-10	6-6	7-4
2018	13-11	7-4	6-7
2019	14-9	8-6	6-3
2021	6-6	5-1	1-5
2022	10-8	5-1	5-7
<b>TOTAL:</b>	<b>149-122</b>	<b>84-52</b>	<b>65-70</b>

GWN Sweeps..... 10x, last: 6/24-25, 2019 (2G)  
 NOR Sweeps..... 7x, last: 6/25-27, 2018 (4G)  
 Overall Streak..... Lost 1 (Since 7/3/22)  
 Home Streak..... Won 3 (Since 4/29/22)  
 Road Streak..... Lost 1 (Since 7/3/22)





# OMAHA STORM CHASERS

MLB Affiliation..... Kansas City Royals (Since 1969)  
 Years in Triple-A..... 1969-  
 Triple-A Titles (3)..... 2011, 2013-14  
 Address..... 12356 Ballpark Way, Papillion, NE 68046  
 Phone..... 402-738-5100  
 Website / Twitter..... omahastormchasers.com / @OMASTormChasers  
 Media Contact..... Justin Rolfes (justinr@omahastormchasers.com)

## WERNER PARK

Opened..... 2000  
 Capacity..... 9,023  
 2022 Attendance..... 294,511 (4,148 average)  
 Dimensions..... 310 (LF), 402 (CF), 315 (RF)

## GWINNETT VS. OMAHA IN 2023

Home (6G)..... 7/4-9 (6G)  
 Road (6G)..... 4/18-23 (6G)

## STORM CHASERS COACHING STAFF

Manager..... Mike Jirschele (15th)  
 Pitching Coach..... Dane Johnson (3rd)  
 Hitting Coach..... Bijan Rademacher (1st)  
 Assistant Coach..... Chris Nelson (1st)  
 Strength Coach..... Yannick Plante (3rd)  
 Athletic Trainer..... James Stone (5th)

## STORM CHASERS FRONT OFFICE STAFF

President..... Martie Cordaro  
 General Manager..... Laurie Schlender  
 Broadcaster..... Nicholas Badders

## GWINNETT VS. OMAHA

SEASON	W/L	HOME	ROAD
2021		Did Not Face	
2022		Did Not Face	
<b>TOTAL:</b>	<b>0-0</b>	<b>0-0</b>	<b>0-0</b>

GWN Sweeps.....	0
OMA Sweeps.....	0
Overall Streak.....	N/A
Home Streak.....	N/A
Road Streak.....	N/A



# ROCHESTER RED WINGS

MLB Affiliation..... Washington Nationals (Since 2021)  
 Years in Triple-A..... 1885-89, 1891-92, 1895-  
 Triple-A Titles (10)..... 1939, 1952, 1955-56, 1964, 1971, 1974, 1988, 1990, 1997  
 Address..... One Morrie Silver Way, Rochester, NY 14608  
 Phone..... 585-454-1001  
 Website / Twitter..... redwingsbaseball.com / @RocRedWings  
 Media Contact..... Morrie Silver (msilver@redwingsbaseball.com)

## INNOVATIVE FIELD

Opened..... 1997  
 Capacity..... 10,840  
 2022 Attendance..... 432,580 (6,180 average)  
 Dimensions..... 335 (LF), 402 (CF), 322 (RF)

## GWINNETT VS. ROCHESTER IN 2023

Home (0G)..... Will Not Face  
 Road (0G)..... Will Not Face

## RED WINGS COACHING STAFF

Manager..... Matthew LeCroy (3rd)  
 Pitching Coach..... Rafael Chaves (2nd)  
 Hitting Coach..... Brian Daubach (3rd)  
 Development Coach..... Billy McMillon (2nd)  
 Performance Analyst..... Daniel Minter (2nd)  
 Strength Coach..... Mike Warren (3rd)  
 Athletic Trainer..... Eric Montague (3rd)

## RED WINGS FRONT OFFICE STAFF

President & CEO..... Naomi Silver  
 General Manager..... Dan Mason  
 Broadcaster..... Josh Whetzel

## GWINNETT VS. ROCHESTER

SEASON	W/L	HOME	ROAD
2009	5-3	2-2	3-1
2010	5-3	4-0	1-3
2011	4-4	2-2	2-2
2012	5-3	3-1	2-2
2013	1-7	1-3	0-4
2014	3-5	2-2	1-3
2015	5-3	3-1	2-2
2016	2-5	1-2	1-3
2017	3-3	2-1	1-2
2018	2-5	0-4	2-1
2019	4-2	3-0	1-2
2021		Did Not Face	
2022		Did Not Face	
<b>TOTAL:</b>	<b>39-43</b>	<b>23-18</b>	<b>16-25</b>

GWN Sweeps.....	2x, last: 7/19-21, 2019 (3G)
ROC Sweeps.....	2x, last: 4/12-14, 2018 (3G)
Overall Streak.....	Lost 1 (Since 8/8/19)
Home Streak.....	Won 3 (Since 7/19/19)
Road Streak.....	Lost 1 (Since 8/8/19)



# SCRANTON/WILKES-BARRE RAILRIDERS

MLB Affiliation.....New York Yankees (Since 2007)  
 Years in Triple-A.....1989-  
 Triple-A Titles (2).....2008, 2016  
 Address.....235 Montage Mountain Road, Moosic, PA 18507  
 Phone.....570-969-2255  
 Website / Twitter.....swbrailriders.com / @SWBRailRiders  
 Media Contact.....Adam Marco (amarco@swbrailriders.com)

## PNC FIELD

Opened.....1989 (Renovated 2013)  
 Capacity.....10,000  
 2022 Attendance.....331,286 (4,666 average)  
 Dimensions.....326 (LF), 408 (CF), 330 (RF)

## GWINNETT VS. SCRANTON IN 2023

Home (0G).....Will Not Face  
 Road (0G).....Will Not Face

## RAILRIDERS COACHING STAFF

Manager.....Shelley Duncan (1st)  
 Pitching Coach.....Graham Johnson (2nd)  
 Hitting Coach.....Trevor Amicone (2nd)  
 Coach.....Jose Javier (1st)  
 Strength Coach.....Ryan Williams (1st)  
 Athletic Trainer.....Jimmy Downam (2nd)

## RAILRIDERS FRONT OFFICE STAFF

General Manager.....Katie Beekman  
 Assistant General Manager.....Matt Hamilton  
 Broadcaster.....Adam Marco

## GWINNETT VS. SCRANTON

SEASON	W/L	HOME	ROAD
2009	3-5	1-3	2-2
2010	5-3	2-2	3-1
2011	5-3	2-2	3-1
2012	1-7	1-3	0-4
2013	2-6	0-4	2-2
2014	2-6	0-4	2-2
2015	4-2	2-1	2-1
2016	1-6	0-4	1-2
2017	2-4	0-3	2-1
2018	4-2	3-0	1-2
2019	4-2	2-1	2-1
2021		Did Not Face	
2022		Did Not Face	
<b>TOTAL:</b>	<b>33-46</b>	<b>13-27</b>	<b>20-19</b>

GWN Sweeps.....1x, 4/16-18, 2018 (3G)  
 SWB Sweeps.....5x, last: 8/7-9, 2017 (3G)  
 Overall Streak.....Lost 1 (Since 8/18/19)  
 Home Streak.....Lost 1 (Since 8/18/19)  
 Road Streak.....Won 1 (Since 8/11/19)

## POSTSEASON MEETINGS

2009 Semifinals.....SWB won, 3-1  
 2016 Finals.....SWB won, 3-1



# ST. PAUL SAINTS

MLB Affiliation.....Minnesota Twins (Since 2021)  
 Years in Triple-A.....2021-  
 Triple-A Titles (0).....None  
 Address.....360 Broadway Street, St. Paul, MN 55101  
 Phone.....651-644-3517  
 Website / Twitter.....saintsbaseball.com / @StPaulSaints  
 Media Contact.....Sean Aronson (saronson@saintsbaseball.com)

## CHS FIELD

Opened.....2015  
 Capacity.....7,210  
 2022 Attendance.....473,911 (6,582 average)  
 Dimensions.....330 (LF), 405 (CF), 320 (RF)

## GWINNETT VS. ST. PAUL IN 2023

Home (0G).....Will Not Face  
 Road (6G).....6/28-7/3 (6G)

## SAINTS COACHING STAFF

Manager.....Toby Gardenhire (3rd)  
 Pitching Coach.....Cibney Bello (3rd)  
 Pitching Coach.....Peter Larson (1st)  
 Hitting Coach.....Nate Spears (1st)  
 Defensive Coach.....Tyler Smarslok (3rd)  
 Strength Coach.....Cody Drouin (2nd)  
 Athletic Trainer.....Ben Myers (2nd)  
 Asst. Athletic Trainer.....Taylor Carpenter (1st)

## SAINTS FRONT OFFICE STAFF

Executive VP & General Manager.....Derek Sharrer  
 Executive VPs.....Tom Whaley, Chris Schwab  
 VP/Assistant GM.....Sierra Bailey  
 Broadcasters.....Sean Aronson

## GWINNETT VS. ST. PAUL

SEASON	W/L	HOME	ROAD
2021		Did Not Face	
2022		Did Not Face	
<b>TOTAL:</b>	<b>0-0</b>	<b>0-0</b>	<b>0-0</b>

GWN Sweeps.....0  
 STP Sweeps.....0  
 Overall Streak.....N/A  
 Home Streak.....N/A  
 Road Streak.....N/A



# SYRACUSE METS

MLB Affiliation.....New York Mets (Since 2019)  
 Years in Triple-A..... 1885-89, 1891-92, 1894-1901, 1918, 1920-27, 1934-55, 1961-  
 Triple-A Titles (8)..... 1935, 1942-43, 1947, 1954, 1969-70, 1976  
 Address..... One Tex Simone Drive, Syracuse, NY 13208  
 Phone..... 315-474-7833  
 Website / Twitter..... [syracusemets.com](http://syracusemets.com) / [@SyracuseMets](https://twitter.com/SyracuseMets)  
 Media Contact..... Michael Tricarico ([mtricarico@syracusemets.com](mailto:mtricarico@syracusemets.com))

## NBT BANK STADIUM

Opened..... 1997  
 Capacity..... 10,815  
 2022 Attendance..... 335,490 (4,793 average)  
 Dimensions..... 330 (LF), 400 (CF), 330 (RF)

## GWINNETT VS. SYRACUSE IN 2023

Home (0G)..... Will Not Face  
 Road (0G)..... Will Not Face

## METS COACHING STAFF

Manager..... Dick Scott (1st)  
 Pitching Coach..... Kyle Driscoll (1st)  
 Hitting Coach..... Collin Hetzler (1st)  
 Bench Coach..... J.P. Arencibia (1st)  
 Performance Coach..... Alex Tavaréz (2nd)  
 Athletic Trainer..... Hiroto Kawamura (3rd)  
 Athletic Trainer..... Vanessa Weisbach (1st)

## METS FRONT OFFICE STAFF

General Manager..... Jason Smorol  
 Asst. GM, Business Development..... Katie Stewart  
 Asst. GM, Stadium & Baseball Ops..... Brian Paupeck  
 Broadcasters..... Michael Tricarico, Evan Stockton

## GWINNETT VS. SYRACUSE

SEASON	W/L	HOME	ROAD
2009	5-3	3-1	2-2
2010	3-5	2-2	1-3
2011	4-4	2-2	2-2
2012	2-6	2-2	0-4
2013	6-2	3-1	3-1
2014	3-4	1-3	2-1
2015	2-6	1-3	1-3
2016	1-5	0-3	1-2
2017	5-2	4-0	1-2
2018	3-3	2-1	1-2
2019	3-3	2-1	1-2
2021		Did Not Face	
2022		Did Not Face	
<b>TOTAL:</b>	<b>37-43</b>	<b>22-19</b>	<b>15-24</b>

GWN Sweeps..... 1x, 5/26-29, 2017 (4G)  
 SYR Sweeps..... 2x, last: 5/27-29, 2016 (3G)  
 Overall Streak..... Won 2 (Since 6/22/19)  
 Home Streak..... Won 2 (Since 6/22/19)  
 Road Streak..... Lost 2 (Since 6/15/19)



# TOLEDO MUD HENS

MLB Affiliation..... Detroit Tigers (Since 1987)  
 Years in Triple-A..... 1889, 1965-  
 Triple-A Titles (3)..... 1967, 2005-06  
 Address..... 406 Washington Street, Toledo, OH 43604  
 Phone..... 419-725-4367  
 Website / Twitter..... [mudhens.com](http://mudhens.com) / [@MudHens](https://twitter.com/MudHens)  
 Media Contact..... Matt Melzak ([mmelzak@mudhens.com](mailto:mmelzak@mudhens.com))

## FIFTH THIRD FIELD

Opened..... 2002  
 Capacity..... 10,300  
 2022 Attendance..... 426,499 (5,842 average)  
 Dimensions..... 320 (LF), 408 (CF), 315 (RF)

## GWINNETT VS. TOLEDO IN 2023

Home (0G)..... Will Not Face  
 Road (0G)..... Will Not Face

## MUD HENS COACHING STAFF

Manager..... Anthony Iapoco (1st)  
 Pitching Coach..... Doug Bochtler (3rd)  
 Hitting Coach..... Mike Hessman (4th)  
 Bench Coach..... Tony Cappuccilli (2nd)  
 Development Coach..... Ollie Kadey (1st)  
 Strength Coach..... Phil Hart (2nd)  
 Athletic Trainer..... Jason Schwartzman (3rd)

## MUD HENS FRONT OFFICE STAFF

President & CEO..... Joe Napoli  
 Executive VP & General Manager..... Erik Ibsen  
 Broadcasters..... Jim Weber, Matt Melzak

## GWINNETT VS. TOLEDO

SEASON	W/L	HOME	ROAD
2009	5-3	4-0	1-3
2010	6-2	2-2	4-0
2011	5-3	1-3	4-0
2012	7-1	3-1	4-0
2013	6-2	4-0	2-2
2014	5-3	2-2	3-1
2015	5-4	3-1	2-3
2016	5-4	1-2	4-2
2017	7-4	3-1	4-3
2018	2-4	1-2	1-2
2019	4-2	2-1	2-1
2021		Did Not Face	
2022		Did Not Face	
<b>TOTAL:</b>	<b>57-32</b>	<b>26-15</b>	<b>31-17</b>

GWN Sweeps..... 7x, last: 6/13-15, 2017 (3G)  
 TOL Sweeps..... None  
 Overall Streak..... Won 2 (Since 5/29/19)  
 Home Streak..... Lost 1 (Since 4/28/19)  
 Road Streak..... Won 2 (Since 5/29/19)

# WooSox



## WORCESTER RED SOX

MLB Affiliation..... Boston Red Sox (Since 1970)  
 Years in Triple-A..... 1973-  
 Triple-A Titles (4 as Pawtucket)..... 1973, 1984, 2012, 2014  
 Address ..... 100 Madison St., Worcester, MA 01610  
 Phone ..... 508-500-8888  
 Website / Twitter..... woosox.com / @WooSox  
 Media Contact ..... Bill Wanless (bwanless@woosox.com)

### POLAR PARK

Opened..... 2021  
 Capacity..... 9,508  
 2022 Attendance ..... 532,152 (7,290 average)  
 Dimensions..... 330 (LF), 403 (CF), 320 (RF)

### GWINNETT VS. WORCESTER IN 2023

Home (6G)..... 9/6-10 (6G)  
 Road (0G)..... Will Not Face

### RED SOX COACHING STAFF

Manager ..... Chad Tracy (2nd)  
 Pitching Coach ..... Paul Abbott (4th)  
 Hitting Coach ..... Rich Gedman (9th)  
 Asst. Hitting Coach ..... Mike Montville (3rd)  
 Coach ..... Jose Flores (2nd)  
 Development Coach ..... Brendan Connolly (2nd)  
 Strength Coach ..... Ben Chadwick (3rd)  
 Athletic Trainer ..... Scott Gallon (2nd)

### RED SOX FRONT OFFICE STAFF

Executive VP & General Manager ..... Dan Rea III  
 Broadcasters ..... Tyler Murray, Jim Cain,  
 Mike Antonellis, Jay Burnham

### GWINNETT VS. WORCESTER

SEASON	W/L	HOME	ROAD
2009	6-2	4-0	2-2
2010	4-4	3-1	1-3
2011	4-4	1-3	3-1
2012	2-6	0-4	2-2
2013	2-6	0-4	2-2
2014	3-5	1-3	2-2
2015	2-4	1-2	1-2
2016	2-3	1-1	1-2
2017	4-2	3-0	1-2
2018	3-3	3-0	0-3
2019	5-1	3-0	2-1
2021		Did Not Face	
2022		Did Not Face	
<b>TOTAL:</b>	<b>37-40</b>	<b>20-18</b>	<b>17-22</b>

GWN Sweeps ..... 4x, last: 5/10-12, 2019 (3G)  
 WOR Sweeps ..... 3x, last: 4/20-22, 2018 (3G)  
 Overall Streak..... Lost 1 (Since 5/19/19)  
 Home Streak..... Won 9 (Since 4/21/17)  
 Road Streak..... Lost 1 (Since 5/19/19)

## TRIPLE-A UMPIRES

### Crew 1

David Arrieta (CC)  
 Matthew Brown  
 Trevor Dannegger

### Crew 2

Robert Nunez (CC)  
 Dillon Wilson  
 Raul Moreno

### Crew 3

Paul Clemons (CC)  
 William Clark  
 Mark Bass

### Crew 4

Lewis Williams III (CC)  
 Matthew Winter  
 Samuel Burch

### Crew 5

Jose Navas (CC)  
 Takahito Matsuda  
 Benjamin Phillips

### Crew 6

Christopher Marco (CC)  
 Thomas West  
 Steven Jaschinski

### Crew 7

John Bacon (CC)  
 Jhonatan Biarreta  
 Kelvis Velez

### Crew 8

Thomas Hanahan (CC)  
 Mark Stewart  
 Hardlen Acosta

### Crew 9

Aaron Higgins (CC)  
 Darius Ghani  
 Michael Rains

### Crew 10

Jacob Metz (CC)  
 Benjamin Sonntag  
 Zachary Dobson

### Crew 11

Cody Oakes (CC)  
 Matthew Bates  
 Dane Poncsak

### Crew 12

Anthony Perez (CC)  
 Reed Basner  
 James Jean

### Crew 13

Randy Rosenberg (CC)  
 Tyler Jones  
 Lucas Krupka

### Crew 14

Jonathan Parra (CC)  
 Austin Jones  
 Jen Pawol

### Crew 15

Jose Matamoros (CC)  
 Luis Hernandez  
 Garry Kelley

















### Rovers

Jeremy Riggs  
 Daniel Merzel  
 Charles Ramos  
 Nathan Tomlinson  
 Ryan Wills  
 Alexander MacKay  
 Clinton Vondrak  
 Brock Ballou  
 Derek Thomoas  
 Emil Jimenez Pernaleta  
 Brian Walsh  
 Edwin Jimenez Pernaleta






















### GWINNETT UMPIRE SCHEDULE

DATES	CREW
3/31-4/2 vs. JAX	6
4/4-4/9 at NOR	14
4/11-4/16 vs. MEM	10
4/18-4/23 at OMA	5
4/25-4/30 vs. BUF	4
5/2-5/7 vs. CLT	14
5/9-5/14 at NAS	12
5/16-5/21 at MEM	6
5/23-5/28 vs. DUR	8
5/30-6/4 at NOR	5
6/6-6/11 vs. CLT	9
6/13-6/18 at NAS	13
6/20-6/25 vs. JAX	7
6/28-7/3 at STP	14
7/4-7/9 vs. OMA	11
7/14-7/16 at MEM	3
7/18-7/23 vs. NOR	15
7/25-7/30 at JAX	1
8/1-8/6 vs. IND	13
8/8-8/13 at CLT	5
8/15-8/20 at DUR	10
8/22-8/27 vs. NAS	3
8/29-9/3 at MEM	2
9/5-9/10 vs. WOR	15
9/12-9/17 at JAX	13
9/19-9/24 vs. DUR	11


























# March/April

S	M	T	W	T	F	S
					 7:05	 6:05
 1:05	off	 6:35	 6:35	 12:25	 6:35	 6:35
 1:05	off	 11:25	 7:25	 7:25	 7:25	 6:25
 1:05	off	 7:35	 1:35	 7:35	 7:35	 3:05
 3:05	off	 11:35	 7:35	 7:35	 7:05	 6:05
 1:05	All times are listed in Eastern Standard Time (EST)					

























# May

S	M	T	W	T	F	S
	off	 7:05	 7:05	 7:05	 7:05	 6:05
 1:05	off	 7:25	 7:25	 7:25	 7:25	 7:25
 3:05	off	 7:45	 1:35	 12:05	 8:05	 7:25
 3:05	off	 7:05	 7:05	 7:05	 7:05	 6:05
 1:05	off	 6:35	 6:35			




























# June

S	M	T	W	T	F	S
			 12:25	 6:25	 6:25	
 1:05	off	 7:05	 7:05	 7:05	 7:05	 6:05
 1:05	off	 7:25	 7:25	 7:25	 7:25	 7:25
 3:05	off	 7:05	 12:25	 7:25	 7:05	 6:05
 1:05	off	off	 2:27	 8:27	 8:27	


















# July

S	M	T	W	T	F	S
						 7:27
 3:27	 7:27	 7:05	 7:05	 7:05	 7:05	 6:05
 1:05	off	off	off	off	 7:25	 7:25
 3:05	off	 7:05	 12:25	 7:25	 7:25	 6:05
 1:05	off	 7:05	 7:05	 7:05	 7:05	 6:25
 3:05	off					

# August

S	M	T	W	T	F	S
		 7:05	 7:05	 7:05	 7:05	 6:05
 1:05	off	 7:04	 12:25	 7:04	 7:04	 7:04
 6:05	off	 6:25	 6:25	 6:25	 6:25	 6:25
 5:05	off	 7:25	 7:25	 7:25	 7:25	 6:25
 1:05	off	 7:45	 7:45	 7:45		

# September

S	M	T	W	T	F	S
					 8:05	 7:25
 3:05	off	 7:25	 7:25	 7:25	 7:25	 6:05
 1:05	off	 7:25	 7:25	 7:25	 7:25	 6:25
 3:05	off	 7:25	 12:25	 7:25	 7:25	 6:25
 1:05						

Home

Away

Fireworks

Matinée