

2023
**CONNECTICUT SUN
MEDIA GUIDE**



2023

CONNECTICUT SUN SEASON SCHEDULE

MAY

SUNDAY	MONDAY	TUESDAY	WEDNESDAY	THURSDAY	FRIDAY	SATURDAY
	1	2	3	4	5	6
7	8	9	NYL 11:00AM	11	12	13
@ATL 3:00PM	15	16	17	18	@IND 7:00PM	20
WAS 1:00PM	22	@WAS 7:00PM	24	25	26	@NYL 1:00PM
28	29	IND 7:00PM	31			

JUNE

SUNDAY	MONDAY	TUESDAY	WEDNESDAY	THURSDAY	FRIDAY	SATURDAY
				@MIN 8:00PM	2	3
DAL 1:00PM	5	LVA 7:00PM	7	LVA 7:00PM	9	10
@ATL 4:00PM	12	13	14	ATL 7:00PM	16	17
@LAS 7:30PM	19	@SEA 10:00PM	21	@MIN 8:00PM	23	24
CHI 1:00PM	26	NYL 7:00PM	28	29	30	31

JULY

SUNDAY	MONDAY	TUESDAY	WEDNESDAY	THURSDAY	FRIDAY	SATURDAY
						@LVA 3:00PM
2	3	4	5	SEA 7:00PM	7	8
WAS 3:00PM	10	11	@CHI 12:00PM	ALL STAR BREAK		
16	17	@PHO 10:00PM	19	ATL 11:30AM	21	@ATL 1:00PM
23	24	@DAL 8:00PM	26	27	28	29
MIN 1:00PM	30					

AUGUST

SUNDAY	MONDAY	TUESDAY	WEDNESDAY	THURSDAY	FRIDAY	SATURDAY
		MIN 7:00PM	2	3	@IND 7:00PM	5
6	7	@SEA 3:00PM	9	@PHO 10:00PM	11	@DAL 8:00PM
13	COMMISSIONER'S CUP			17	DAL 7:00PM	19
@CHI 6:00PM	21	@WAS 7:00PM	23	NYL 7:00PM	25	26
LAS 1:00PM	28	29	30	PHO 7:00PM		

SEPTEMBER

SUNDAY	MONDAY	TUESDAY	WEDNESDAY	THURSDAY	FRIDAY	SATURDAY
					@NYL 7:30PM	2
3	4	LAS 7:00PM	6	7	IND 7:00PM	9
CHI 1:00PM	11	12	13	14	15	16
17	18	19	20	21	22	23
24	25	26	27	28	29	30



ALL TIMES EASTERN TIME (ET)

■ HOME	■ COMMISSIONER'S CUP
■ AWAY	■ ALL STAR
 PRESEASON	

877-SUN-TIXX
1 MOHEGAN SUN BLVD, MONTVILLE, CT 06382





CONNECTICUT SUN 2023 ROSTER

NO.	NAME	POS	HT	WT	PRON	DOB	EXP	FROM
2	Natisha Hiedeman	G	5-8	135	She/They	February 10, 1997	3	Marquette
9	Rebecca Allen	G	6-2	162	She/Her	November 6, 1992	7	Australia
13	Lauren Cox	F	6-4	205	She/Her	April 20, 1998	2	Baylor
15	Tiffany Hayes	G	5-10	155	She/Her	September 20, 1989	11	Connecticut
20	Olivia Nelson-Ododa	C	6-5	173	She/Her	August 17, 2000	1	Connecticut
21	DiJonai Carrington	G-F	5-11	175	She/Her	January 8, 1998	1	Baylor
24	DeWanna Bonner	F-G	6-4	143	She/Her	August 21, 1987	12	Auburn
25	Alyssa Thomas	F	6-2	185	She/Her	April 12, 1992	8	Maryland
32	Leigha Brown	G	6-1	165	She/Her	July 14, 2000	R	Michigan
42	Brionna Jones	F	6-3	230	She/Her	December 18, 1995	5	Maryland
52	Tyasha Harris	G	5-10	152	She/Her	May 1, 1998	3	South Carolina

Head Coach-Stephanie White (She/Her)

Assistant Coach- Briann January (She/Her)

Assistant Coach- Abi Olajuwon (She/Her)

Assistant Coach- Austin Kelly (He/Him)

Pronunciation Guide:

Natisha Hiedeman- Nuh-tee-sha Hi-duh-min

DiJonai Carrington- Dee-juh-nay

DeWanna Bonner- Duh-wan-nuh

Olivia Nelson-Ododa- uh-doe-duh





MEDIA RELATIONS STAFF

ALEXANDRA MAUND | MANAGER OF COMMUNICATIONS

CELL: (860) 705-9649 | Email: amaund@connecticutsun.com

CAROLINE O'KEEFE | PUBLIC RELATIONS SPECIALIST

CELL: (860) 823-7561 | Email: cokeefe@connecticutsun.com

DIRECTIONS TO MOHEGAN SUN ARENA FROM NEW YORK

From I-95 North to Exit 76/I-395 North. Take Exit 9 (Route 2A) East and follow to Mohegan Sun Boulevard.

FROM BOSTON

Take I-90 (Mass. Pike) West to I-395 South. Take Exit 9 (Route 2A) East and follow to Mohegan Sun Boulevard.

FROM HARTFORD

Take I-84 East to Route 2 East to I-395 South. Take Exit 9 (Route 2A) East and follow to Mohegan Sun Boulevard.

FROM PROVIDENCE

From I-95 South to Exit 84N (Route 32 North). Take Route 32 North to I-395 North. Take Exit 9 (Route 2A) East and follow to Mohegan Sun Boulevard.

PRACTICE INFORMATION

The last 30 minutes of each practice will be open to the media, unless otherwise posted by the Sun Media Relations Department. Media planning to attend a practice should always RSVP by email at least 24 hours before attending.

All interviews will be conducted after practice sessions. The only exceptions will be after prior clearance has been received from the Sun Media Relations Department. There will be zoom media availability offered twice a week, depending on the team's schedule. Zoom details will be provided on that week's media advisories.

WNBA MEDIA ACCESS POLICIES

SHOOTAROUNDS will be open to media for the last 15 minutes. All players and coaches will be available for a 15-minute in-person interview session immediately following the conclusion of shoot-around.

PREGAME: Head coach and 2 key players will be available for zoom and in-person media during a pregame press conference.

POST GAME: 10 minutes following the game, the first head coach will be made available and will then be followed by the opposing head coach in separate press conference rooms. Two players from each team will then follow their head coaches and be made available simultaneously in two separate rooms. All interviews in the press conference room will be a combination of in-person and zoom. There will be no locker room access. Requests for players that do not participate will occur outside of the locker room as requested.

VISIT OUR WEBSITE FOR MORE INFORMATION:

www.sun.wnba.com/mediarelations/





CREDENTIALS

REGULAR SEASON GAMES/PLAY-OFFS

Media credentials are issued to working media only. For the first two rounds of the playoffs credentials will be issued by Sun media relations staff and the WNBA communications office will take care of WNBA Finals credentials. Media will-call is located at Window #1 at the Mohegan Sun Arena Box Office. Media will-call opens two hours prior to game time.

All credentials are non-transferable and any unauthorized use will subject the bearer to ejection from Mohegan Sun Arena and confiscation of the pass. **NOTE:** All personal items are subject to search upon entering Mohegan Sun Arena.

INDIVIDUAL GAME CREDENTIALS SHOULD BE REQUESTED THROUGH THE SUN MEDIA RELATIONS DEPARTMENT A MINIMUM OF 72 HOURS PRIOR TO GAME TIME.

Single game credentials will be issued on a space available basis. Members of the media that have a WNBA pass, please check in at the will-call window to pick up a single game credential. WNBA-issued passes will not be accepted at security checkpoints. Credentials are good for admittance to the arena, press working area, media seating and both locker rooms. Media access to the locker rooms will follow the guidelines stated above.

ABSOLUTELY NO AUTOGRAPHS DURING THE MEDIA ACCESS PERIOD.

Interviews that need advance preparation or special accommodation should be arranged by contacting the Sun's Media Relations Department. This includes all live television interviews for pre- and post-game. Photo credentials will be issued in the same manner as other passes. Newspapers and magazines on assignment may obtain passes by having the photo editor request a single game credential. No freelance photographer credentials are issued without an assignment sheet from an accredited publication.

PLEASE CONTACT THE SUN MEDIA RELATIONS DEPARTMENT TO VERIFY PRACTICE TIMES, AS SESSIONS ARE ALWAYS SUBJECT TO CHANGE!



CONNECTICUT SUN

MOHEGAN SUN ARENA | 1 MOHEGAN SUN BLVD | UNCASVILLE, CT 06382 | 860•862•4000

TEAM STAFF

GENERAL MANAGER.....	DARIUS TAYLOR
ASSISTANT GENERAL MANAGER.....	MORGAN TUCK
HEAD COACH.....	STEPHANIE WHITE
ASSISTANT COACH.....	BRIANN JANUARY
ASSISTANT COACH.....	AUSTIN KELLY
ASSISTANT COACH.....	ABI OLAJUWON
ATHLETIC TRAINER.....	NICOLE ALEXANDER
DIRECTOR OF OPERATIONS AND PLAYER PERSONNEL.....	PETER FEENEY
STRENGTH AND CONDITIONING COACH.....	ANALISSE RIOS

FRONT OFFICE STAFF

TEAM PRESIDENT.....	JEN RIZZOTTI
ADMINISTRATIVE ASSISTANT.....	ADRIAN TARBOX
DIRECTOR OF MARKETING.....	KRISTA MAY
MARKETING MANAGER.....	CASEY WEGRZYN
VP OF GROWTH.....	PAUL RECTOR
SPONSOR ACTIVATION MANAGER.....	CATERINA FONSECA
PARTNERSHIP ACTIVATION SPECIALIST.....	JORDAN HEDGE
DIRECTOR OF FRANCHISE DEVELOPMENT.....	MORGAN TUCK
MANAGER OF COMMUNITY RELATIONS.....	ANNETTE HOGAN
MANAGER OF COMMUNICATIONS.....	ALEXANDRA MAUND
PUBLIC RELATIONS SPECIALIST.....	CAROLINE O'KEEFE
MANAGER OF CONTENT AND STRATEGY.....	KAYLA PACE
VIDEO COORDINATOR.....	BEN WATTS
VIDEO EDITOR.....	JEREMY LONG
GRAPHIC DESIGNER.....	HAKIEL HEMANS
GRAPHIC DESIGNER.....	AUDREY SHAEV

ACCOUNT EXECUTIVES

DIRECTOR OF TICKET SALES AND SERVICE.....	DAN TAMBURRO
SENIOR ACCOUNT EXECUTIVE.....	DEMETRYUS BRIGHT
SENIOR ACCOUNT EXECUTIVE.....	GARET GRIFFIN
ACCOUNT EXECUTIVE.....	ANTHONY SANDERS
ACCOUNT EXECUTIVE.....	LINDSEY KAPLAN
ACCOUNT EXECUTIVE.....	MITCH CONRAD
ACCOUNT EXECUTIVE.....	ANDREW O'CONNOR





JENNIFER RIZZOTTI

TEAM PRESIDENT, CONNECTICUT SUN

Rizzotti enters her third season as the Team President for the Connecticut Sun. She is responsible for the overall basketball and business operations for the Mohegan Tribe-owned WNBA franchise that plays its home games in Mohegan Sun Arena. Jennifer Rizzotti had a storied career for the UConn Huskies from 1992 – 1996, where she helped lead UConn's 1995 team to a 35-0 season that ended in a Division 1 NCAA Women's Basketball Championship. A former All-American and the NCAA Regional Most Outstanding Player after her junior and senior seasons, in 1996 Rizzotti virtually swept the postseason awards as Big East Player of the Year, Big East Scholar-Athlete of the Year, the Associated Press Player of the Year, the Honda-Broderick Cup for Collegiate Woman Athlete of the Year, the Frances Pomeroy Naismith Award recipient, and the Wade Trophy winner.

After playing eight seasons of professional basketball following college, which included two championship seasons with the Houston Comets (1999 & 2000), Rizzotti embarked on a coaching career that led her to the University of Hartford (UHart) where she spent 17 seasons. During her tenure with UHart, Rizzotti became America East Conference "Coach of the Year" in 2006, 2007 and 2010 and took the Hawks to five NCAA tournaments. Rizzotti has also been an integral part of USA Women's Basketball. In 2011, she was named USA Basketball "Coach of the Year and most recently served as an Assistant Coach for the gold medal winning 2021 Women's USA Olympic Team in Tokyo, Japan. Rizzotti also served as the head coach of the George Washington Women's basketball team for five years, beginning with with a 20-10 season in 2016-17 and a share of the A-10 regular season title. A trip to the NCAA Tournament would come in 2018 as well, after coaching George Washington to an A-10 Tournament title. Rizzotti was inducted into the Women's Basketball Hall of Fame in 2013, joining fellow UConn legends, Coach Geno Auriemma (2006 inductee) and Rebecca Lobo (a 2010 inductee).





DARIUS TAYLOR

GENERAL MANAGER, CONNECTICUT SUN

Taylor enters his first season as the General Manager of the Connecticut Sun after a stint with the Atlanta Dream, where he served in several roles throughout his time there as Assistant Coach, Interim Head Coach and Assistant General Manager. During Taylor's time at the Dream, he helped Atlanta secure the #1 pick in the 2022 WNBA Draft, selecting Rhyne Howard who earned WNBA Rookie of the Year. Prior to his time in Atlanta, Taylor served as an Assistant Coach under Dawn Staley, helping recruit the team that won South Carolina's first NCAA National Championship. Taylor brings a unique and varied skillset to his new position, having spent time across many different aspects of the basketball world—as a player, as a Manager of Community and Player programs in the NBA's Development League, and as an Assistant Director of Competitive Programs with USA Basketball.



MORGAN TUCK

ASSISTANT GENERAL MANAGER, CONNECTICUT SUN

Tuck assumes the role of Assistant General Manager after joining the Connecticut Sun in a front office role in May of 2021 as the Director of Franchise Development. Prior to that, Tuck had spent five years as a player in the WNBA, spending four seasons with the Connecticut Sun, after being drafted with the third overall pick by the franchise in 2016, and her last season with the Seattle Storm where she won a WNBA Championship in 2020. Tuck also played at the University of Connecticut from 2013-2016, leaving a four-time NCAA National Champion and with a 151-5 record, the most victories for college basketball players (including her teammates Moriah Jefferson and Breanna Stewart). She is also extremely familiar with the international basketball circuit, having been apart of four USA Basketball squads, mostly recently winning gold at the 2018 World Cup in Spain. Tuck's knowledge and experiences as a player for the Connecticut Sun will serve as a major strength as she takes a more active role in the basketball side of the Connecticut Sun front office.





STEPHANIE WHITE

HEAD COACH

RECORD: 37-31

EXPERIENCE: 2 YEARS

SCHOOL: PURUDE UNIVERSITY

Stephanie White was named the head coach of the Connecticut Sun on November 21; becoming the franchise's sixth head coach. White, an Indiana native, brings a wealth of basketball knowledge to Connecticut, having enjoyed great success at every level of the game as a player, coach and television analyst.

White has a combined 15 seasons of experience as a player and coach in the WNBA. Most recently, she spent two seasons as the head coach of the Indiana Fever (2015,2016), compiling an overall record of 37-31 and a playoff record of 6-6, including a trip to the 2015 WNBA Finals and a 2016 postseason berth. Prior to becoming a head coach for the Fever, White spent four seasons as an assistant coach (2011-2014), most notably helping lead Indiana to their first WNBA Championship in 2012.

Prior to her time with the Fever, White was an assistant coach with the Chicago Sky from 2007-2010. She has also served as an assistant coach at the collegiate level at Toledo (2005-2007), Kansas State (2004-2005) and Ball State (2003-2004). Her most recent coaching stint was from 2016-2021, where she spent five seasons as the Head Coach of Vanderbilt University women's basketball team. At Vanderbilt, White played a crucial role in rebuilding the young program she inherited, where she coached five players to the SEC All-Freshman team [2017 (2), 2018, 2019, 2020], a player to the 2019 Second-Team All-SEC and a player to the 2020 SEC All-Defensive Team.

As a player, White played five seasons in the WNBA. She was drafted with the 21st overall pick in the 1999 WNBA draft by the Charlotte Sting, where she played her rookie season in the league. In 2000, White was acquired by the Indiana Fever in the franchise's inaugural season. After four seasons with the Fever, she currently sits 19th in games played (112) and 14th in assists (225), steals (115) and three-point field goals made (92).

White also had a standout collegiate career, playing four seasons for Purdue from 1995-1999. During her senior campaign, she led the Boilermakers to the 1999 NCAA National Championship, while also picking up Big Ten Conference Player of the Year and Wade Trophy honors. At Purdue, White amassed 2,182 career points and was inducted into the Purdue Athletics Hall of Fame in 2006.

Off the hardwood, White has served as a college basketball analyst for ESPN and the Big Ten Network since 2007. She has appeared both in-studio and on the sidelines as an analyst, most notably co-hosting the Big Ten Women's Basketball Tournament for many seasons. White has also worked as an Indiana Pacers Reporter for FOX Sports Indiana.

SEASON	TEAM	GAMES	RECORD	PCT.	POSTSEASON	RECORD	PCT.
2015	Indiana	34	20-14	.588	WNBA Finals	6-5	.545
2016	Indiana	34	17-17	.500	First Round	0-1	.000
TOTAL		68	37-31	.544			.500





BRIANN JANUARY

ASSISTANT COACH

EXPERIENCE: 0 YEARS

SCHOOL: ARIZONA STATE UNIVERSITY

Briann January enters her first season as the assistant coach for the Connecticut Sun after finishing her seasoned career in the WNBA during the 2022 season. The Spokane native was drafted sixth in the 2009 WNBA Draft by the Indiana Fever, where she would go on to be a WNBA Champion in 2012. She averaged 7.8 points, 1.7 rebounds, 3.4 assists and 1.0 steals over nine seasons in Indiana, two in Phoenix, two in Connecticut and one with Seattle.

January is widely heralded for her defensive abilities, as she was named an All-WNBA Defensive Team member seven times throughout her career. She also enters into the WNBA coaching ranks with a plethora of playoff experience, appearing in postseason contests 13 out of 14 seasons in the league. In her final season, January provided a crucial veteran presence off the bench, helping the Storm reach their fifth all-time in games played (68) and sixth all-time in assists (242) in WNBA postseason history.

As a member of the Sun from 2020-2021, January finished with a 36-18 record, starting in all but three regular season contests. During her final season in Connecticut, she averaged 7.0 points, 1.4 rebounds and 3.1 assists per game. January also helped propel the Sun to a No. 1 seed in the 2021 WNBA playoffs, after the team finished the regular season on a franchise record 14-game win streak.

During the WNBA offseason, January has held assistant coach positions at both Adelphi University and Arizona State University, her alma mater. January was with Adelphi in 2013-14, where she helped them to a 23-8 record and a NCAA Division II Regional Semifinal appearance. The Sun Devils' all-time leader in assists, January returned to Arizona State's sideline in April of 2017, serving as an assistant coach for one season. With January's assistance, Arizona State finished with a 22-13 overall record and boasted a No.7 seed in the 2018 NCAA Tournament.

January played four seasons for Arizona State University. She is a two-time AP honorable mention all-American, and also picked up the Pac-10 Defensive Player of the Year award twice during her collegiate career (2008, 2009). During her senior season, January set the program's single-season record for 3-point field goals (65). In November 2021, the university retired her jersey number, 20.





AUSTIN KELLY

ASSISTANT COACH

EXPERIENCE: 0 YEARS

SCHOOL: DUKE UNIVERSITY

Austin Kelly enters his first season as an assistant coach for the Connecticut Sun after coaching as an assistant and recruiting coordinator for two seasons with the University of Texas Arlington women's basketball team. During the 2022-23 season, UTA finished with a 14-17 overall record, including an eighth place finish in their first season in the Western Athletic Conference (WAC) at 8-10.

During the 2021-22 season, Kelly was instrumental to the team's success as the UTA won the Sun Belt Tournament Championship in its final year in the conference. The Lady Mavs finished with a 20-8 record and nearly upset No. 3 seed Iowa State on its home floor in the NCAA Tournament. Along with his recruiting duties, Kelly excelled at game planning offense for the Lady Mavs. He helped set up the SBC Player of the Year in Starr Jacobs, who went on to earn SBC Tournament MVP and became the first player in program history to average 20 points per game or more (21.0).

Prior to UTA, Kelly spent two seasons at Vanderbilt University (2019-20, 2020-21) as the Director of Recruiting Operations under then Head Coach Stephanie White. He joined the Vanderbilt staff in 2019 after serving at Georgia Tech as a graduate assistant with the women's basketball team (2018-19), where he also served as the assistant scouting coordinator. His duties included being the defensive scout coach for all opponents, opponent personnel breakdowns, assisting with on-court player development and serving as the liaison to strength and conditioning.

Kelly graduated from Duke in 2011 where he played football (wide receiver) and finished his career with 1,439 receiving yards and nine touchdowns. He also played a season of basketball at Georgia Southwestern (Division II).





ABI OLAJUWON

ASSISTANT COACH

EXPERIENCE: 0 YEARS **SCHOOL: OKLAHOMA UNIVERSITY**

Abi Olajuwon enters her first season as an assistant coach for the Connecticut Sun after nearly a decade of experience coaching at the collegiate level. Most recently, Olajuwon served as an assistant coach, recruiting coordinator and post coach for the Texas Christian University (TCU) Horned Frogs from 2018-2022. During her tenure there, the Horned Frogs amassed a 66-55 record. In addition, Olajuwon helped coach two players to All-Big 12 First Team honors (2018-19, 2019-20, 2020-21), and one player to All-Big 12 Honorable Mention (2021-22).

Prior to her time at TCU, Olajuwon served as an assistant coach and recruiting coordinator for the Eastern Michigan Eagles from 2016-2018 and as an assistant coach at California State University, Fullerton from 2015-2017.

After an impressive career at Oklahoma University, where she was a Big 12 Champion in 2007 and 2009 and went to two NCAA Women's Final Fours, Olajuwon was a third round draft pick in the 2010 WNBA Draft by the Chicago Sky. After her rookie season with the Sky, Olajuwon went on to play one season for the Tulsa Shock, and finished her playing career overseas with clubs in Romania, Hungary, Israel, Croatia, France, Brazil, China and Spain.

Olajuwon is the daughter of former NBA center and Naismith Memorial Basketball Hall of Fame member, Hakeem Olajuwon.





REBECCA ALLEN

#21

HEIGHT: 6-2

DOB: NOV. 6 1992

SCHOOL: AUSTRALIA

ACQUIRED: SIGNED WITH NEW YORK AS A FREE AGENT IN 2015. TRADED TO CONNECTICUT IN 2023.

WEIGHT: 162LBS

SHOOTS: RIGHT

POS: GUARD

2022 SEASON WITH NEW YORK

- Appeared in 25 regular season contests, starting 19, in her seventh season in Seafoam
- Averaged 7.0 points, 3.4 rebounds, and a career-high 1.2 assists per game
- Recorded her 100th career steal against the Sky on July 29
- Became the 42nd player in WNBA history to amass 100+ career steals, blocks and three-pointers
- Also became the second player in franchise history with career marks of 100+ steals, 100+ blocks, and 100+ three-point field goals, joining Shameka Christon, and the quickest Liberty player to do so at 150 games.
- During the 2022 postseason, she averaged 4.3 points, 3.0 rebounds, and 1.3 assists per game in the Liberty's First Round, three-game series against the Chicago Sky...Guided New York to their first postseason victory since 2015 in Game One, adding four points, an assist, an offensive rebound and a block in 11 minutes.

2021 SEASON WITH NEW YORK

- Appeared in 25 games, starting 13 in her sixth season

with New York

- Led the Liberty in steals per game (1.6) and blocks per game (1.2)
- Also led all WNBA guards in blocks per game
- Finished as just one of three players across the WNBA in 2021 to average 2.8+ stocks (steals and blocks) per game along with Sylvia Fowles and Breanna Stewart
- Posted double figure scoring in 11 games, including a season-high 19 points at Los Angeles on June 20...Finished with a career-high 9.2 points, 1.1 assists, and 24.2 minutes per game.
- During the 2021 postseason, she recorded 11 points on 60.0% (3-5) shooting beyond the arc, along with four rebounds and three blocks in 29:12 minutes against the Phoenix Mercury on September 23.

2020 SEASON WITH NEW YORK

- Opted out of the WNBA's 2020 single-site season.

2019 SEASON WITH NEW YORK

- Appeared in 24 games of 34 games...Started in two games
- Averaged 7.2 PPG, 2.5 RPG... 3-point percentage of 42.6

REGULAR SEASON CAREER HIGHS

PER GAME HIGHS	SEASON	CAREER
Points	21 (Minnesota- 5/24/2022)	28 (Minnesota- 8/13/2019)
Rebounds	7 (Seattle- 5/27/2022)	9 (Seattle- 5/26/2017)
Defensive Rebounds	7 (Seattle- 5/27/2022)	7 (3 Times)
Offensive Rebounds	2 (2 Times)	3 (2 Times)
Assists	3 (3 Times)	5 (Los Angeles- 8/22/2021)
Blocks	3 (2 Times)	4 (Chicago- 8/7/2021)
Steals	5 (Chicago- 7/29/2022)	5 (Minnesota- 8/31/2021)
Field Goals Made	8 (Minnesota- 5/24/2022)	11 (Minnesota- 8/13/2019)
Field Goals Attempted	20 (Minnesota- 5/24/2022)	20 (Minnesota- 5/24/2022)
Three Point Field Goals Made	4 (2 Times)	6 (2 Times)
Three Point Field Goals Attempted	8 (2 Times)	11 (2 Times)
Minutes Played	39 (Seattle- 5/27/2022)	39 (Seattle- 5/27/2022)



- Recorded career-high 28 points against Minnesota on August 13, 2019
- Raised her career field goals made by 6 when she connected on 11 against Minnesota on (8/13).
- Scored 21 points and had 4 assists, playing 17 minutes against Chicago.
- On June 7, she played 23 minutes and finished with 13 points and 4 rebounds vs. Washington
- Suffered a metacarpal fracture in her right hand.

2018 SEASON WITH NEW YORK

- Played in 28 of 34 games averaging 3.8 PPG
- Scored a total of 107 points, the most since 2016 and second-highest of her four-year WNBA career
- Averaged 37.6% from the field...Made 84% of free throws
- Made her career-high field goals, 5, three times throughout the season (8/19, 8/12, 8/8)
- Recorded season-high of 2 three pointers, collected a season-best four rebounds, and scored a season-high 16 points on 41.6-percent shooting at home versus Atlanta (8/12)
- Scored 13 points against Los Angeles (8/8) on 71.4-percent shooting
- Logged 15 points against Phoenix (8/19) on 62.5-percent shooting in the regular-season finale
- Played in the 2018 FIBA World Cup as a part of team Australia and earned a Silver medal

2017 SEASON WITH NEW YORK

- Appeared in a career-high 33 games averaging 2.8 ppg and 2.0 rpg
- Missed just the season-opener due to a quad strain
- Shot .341 (15-of-44) from 3-point range
- Ranked 36th in the league averaging 0.4 bpg
- Scored a new season-high with 9 points. Matched career-highs in both assists and steals with 2 and 3 respectively in a win over Chicago (8/27)
- Scored a season-high 8 points, including a pair of 3-pointers. Also had 4 rebounds and 2 assists against Minnesota (7/25)
- Dished out a career-high 5 assists. Also scored 2 points and pulled down 2 rebounds against Minnesota (7/25)
- Collected 7 points and 3 rebounds in win over Connecticut (7/19)
- Pulled down a career-high 9 rebounds and scored 2 points against Seattle (5/26)

2016 SEASON WITH NEW YORK

- Appeared in 21 games, making six starts
- Averaged 5.7 points per game and ranked 2nd on the team with 17 3-pointers
- Shot 17-of-30 (.567) from 3-point range, and finished tied for 2nd on New York in made threes
- Missed the first 12 games of the season while training with the Australian Opals National Team

- Tallied 13 points with a career-high 8 rebounds in the regular season finale at Chicago (9/16)
- Was a perfect 4-4 from the field scoring 10 points in the Liberty's contest against the Storm (9/7)
- Made her first-career start against the Indiana Fever scoring 7 points in 13 minutes (9/1)
- Scored 10 points on 4-5 shooting including a pair of threes in the Liberty's game against the Stars (8/26)
- Scored 7 points, hitting a 3-pointer while shooting 3-of-4 from the field against Indiana (7/21)
- Turned in her best game in a Liberty uniform, coming off the bench to lead the team in scoring with 19 points on 4-of-6 shooting from 3-point range in a win at Washington (7/20)
- Made her season debut going 3-for-4, scoring 8 points and hitting a pair of 3-pointers for New York in its win over Chicago (6/24).

2015 SEASON WITH NEW YORK

- Made her WNBA debut against Atlanta, scoring six points in 19 minutes (6/5)
- Tied for the team lead with two blocked shots at Washington (6/6)
- Missed the remainder of the 2015 season with a right knee injury.

PERSONAL

- Born November 6, 1992
- From Melbourne, Australia
- Named the 2014 WNBL Defensive Player of the Year
- Represented the Australian National Team at the 2014 FIBA World Championships in Turkey, 2020 Tokyo Olympics and 2022 FIBA World Cup in Sydney.





REBECCA ALLEN- CAREER REGULAR SEASON TOTALS																
SEASON	TEAM	G	GS	MIN	FGM-A	3PM-A	FTM-A	OREB	DREB	REB	AST	STL	BLK	TO	PF	PTS
2015	NYL	2	0	34	3 - 10	0 - 4	0 - 0	2	7	9	0	3	2	3	1	6
2016	NYL	21	6	280	45 - 98	17 - 30	13 - 15	12	23	35	11	9	11	13	35	120
2017	NYL	33	0	304	38 - 101	15 - 44	2 - 6	13	54	67	17	12	13	18	35	93
2018	NYL	28	0	291	38 - 101	10 - 38	21 - 25	13	35	48	8	9	11	16	36	107
2019	NYL	24	2	412	65 - 156	29 - 68	13 - 16	12	49	61	17	12	18	17	51	172
2021	NYL	25	13	605	74 - 216	48 - 126	33 - 37	19	73	92	28	40	31	21	54	229
2022	NYL	25	19	523	64 - 169	26 - 83	20 - 24	8	76	84	31	19	24	24	48	174
Career		158	40	2449	327 - 851	145 - 393	102 - 123	79	317	396	112	104	110	112	260	901

REBECCA ALLEN- CAREER PLAYOFF TOTALS																
SEASON	TEAM	G	GS	MIN	FGM-A	3PM-A	FTM-A	OREB	DREB	REB	AST	STL	BLK	TO	PF	PTS
2017	NYL	1	0	7	1 - 1	1 - 1	0 - 0	0	0	0	0	0	1	0	1	3
2021	NYL	1	1	29	4 - 8	3 - 5	0 - 0	0	4	4	0	1	3	0	3	11
2022	NYL	3	0	49	4 - 14	1 - 6	4 - 4	1	8	9	4	2	1	3	3	13
Career		5	1	85	9 - 23	5 - 12	4 - 4	1	12	13	4	3	5	3	7	27





DEWANNA BONNER

#24

HEIGHT: 6-4

DOB: AUG. 21, 1987

SCHOOL: AUBURN

ACQUIRED: SELECTED WITH THE FIFTH OVERALL PICK IN THE 2009 WNBA DRAFT ON APRIL 9, 2009 BY THE PHOENIX MERCURY. ACQUIRED BY THE CONNECTICUT SUN DURING THE 2020 FREE AGENCY PERIOD.

WEIGHT: 142LBS

SHOOTS: RIGHT

POS: FORWARD-GUARD

CAREER HIGHLIGHTS

- Two-Time WNBA champion with Phoenix (2014 and 2009)
- Four-Time WNBA All-Star (2021, 2019, 2018, 2015)
- 2018 Associated Press WNBA Comeback Player of the Year...missed 2017 season after giving birth to twins
- Named to All-WNBA First team in 2015
- Three-time WNBA Sixth Woman of the Year (2011, 2010, 2009)...only player in league history to win the award multiple times...only player in league history to win a voted-on postseason award in three consecutive seasons
- Was one-of-five nominees (Elena Delle Donne, Maya Moore, Angel McCoughtry, Tina Charles) for 'Best WNBA Player' during the 2016 ESPYS
- Originally selected with the fifth overall pick (first round) in the 2009 WNBA Draft on April 9, 2009

2022 SEASON WITH CONNECTICUT

- Appeared and started in 33 games for the Sun and totaled 991 minutes.
- Finished with 444 points, 156 rebounds, 91 assists, 41 steals and 11 blocks.
- Tallied her 6,000th career-point in a win over Indiana on

- 7/13.
- Grabbed her 2,500th career-rebound in a win over Seattle on 6/17.
- Dished out her 900th career-assist in win over Seattle on 6/5.
- Notched her 500th career-steal in a loss to Las Vegas on 7/17.
- Became only one of two players in league history to have tallied 6,000 points, 2,500 rebounds, 900 assists and 500 steals (Tamika Catchings).
- Moved into 12th all-time in scoring (6,184), 10th all-time in rebounding (2,605), 14th all-time in steals (514) and 16th all-time in three-point field goals made (490) in WNBA history.
- Appeared and started in all 12 playoff contests for Connecticut.
- Finished the 2022 postseason with 146 points, 69 rebounds, 43 assists, 18 steals and eight blocks.
- Now sits at sixth all-time in scoring (952), fourth all-time in rebounding (480), fourth all-time in steals (85) and third all-time in games played (73) in WNBA playoff history.
- Led the Sun in scoring in five of their 12 playoff contests.

REGULAR SEASON CAREER HIGHS

PER GAME HIGHS	SEASON	CAREER
Points	23 (Chicago- 7/31/2022)	38 (2 Times)
Rebounds	10 (2 Times)	16 (Atlanta - 8/17/2018)
Defensive Rebounds	10 (2 Times)	13 (Connecticut - 7/5/2018)
Offensive Rebounds	3 (Phoenix 8/2/2022)	7 (Atlanta - 7/7/2012)
Assists	8 (Minnesota- 7/24/2022)	8 (Minnesota- 7/24/2022)
Blocks	2 (Washington- 5/28/2022)	5 (San Antonio - 8/20/2011)
Steals	5 (Minnesota- 7/24/2022)	6 (Atlanta - 7/7/2012)
Field Goals Made	9 (Chicago- 7/31/2022)	12 (3 Times)
Field Goals Attempted	19 (Seattle- 6/17/2022)	28 (Atlanta - 7/7/2012)
Three Point Field Goals Made	4 (2 Times)	6 (Connecticut - 9/7/2012)
Three Point Field Goals Attempted	8 (3 Times)	11 (5 Times)
Minutes Played	37 (3 Times)	48 (Atlanta - 7/ 7/2012)





- Averaged 12.2 points, 5.8 rebounds, 3.6 assists and 1.5 steals during the 2022 postseason run.

2021 SEASON WITH CONNECTICUT

- Started and played in all 32 games for the Sun and totaled 1022 minutes.
- Finished with 486 points, 205 rebounds, 110 assists, 40 steals and 23 blocks.
- Earned her 500th point in a Sun uniform on 5/21/21 at Phoenix.
- Tallied her 500th career block (5/14/21 at ATL) and her 5500 career point against Chicago on 6/27/21.
- Bonner also reached 1,500 career free-throws made and became just the fourth player in WNBA history to do so (Taurasi, Catchings, McCoughtry) in the game against New York on 9/15.
- Tallied her 800th career assist in the victory over Las Vegas on 6/1/21.
- She became 45th overall on the WNBA all-time list for assists.
- Sits at 15th on the WNBA All-Time Rebounds list (2449).
- Passed Teresa Weatherspoon to become 21st on the WNBA all-time steals list (473).
- Moved up to 16th on the WNBA All-Time Points list (5740).
- Four double-doubles this season (5/28, 6/17, 6/22, 8/19).
- 20 games with at least 10 points.
- Six games with at least 20 points.
- One game with a season high 31 points against Minnesota on 8/19.
- Fourth All-star appearance (2021, 2019, 2018, 2015).
- Started and appeared in all four playoff games against Chicago Sky
- Finished the series with a total of 54 points, 26 rebounds, 5 assists, 4 steals, and 7 blocks
- Averaged 13.5 points, 7 rebounds, 1.3 assists, 1 steal, and 1.8 blocks over four playoff competitions
- Posted a double-double with 13 and 10 in the first game of the series (9/28), adding up to a total of 5 double-doubles in playoff career history
- 91% from the free throw line, going 10-11
- 35 minutes per game, high of 48 minutes in game 1 (9/28)
- Moved up to fifth all-time in three point attempts with 50
- Became 7th all-time in playoff career rebounding with 101 and 6th all-time in defensive rebounding with 90 during playoff competition

2020 SEASON WITH CONNECTICUT

- Appeared and started in all 22 regular season games and all seven playoff games
- Finished the regular season with 434 points, 172 rebounds, 65 assists and 37 steals.
- Averaged a career second best 19.7 points, 7.8 rebounds, 3.0 assists and 1.7 steals.
- Ranked third in the league in total points, ninth in re-

bounds, second in freethrows made (111), tied for fifth in steals.

- Tallied her 47th career double-double after recording five during the 2020 regular season.
- Scored a season-high 34 points against Los Angeles (7/30) in just the third game of the season.
- Played a season-high 43 minutes against Phoenix (9/9) in an overtime loss. Scored 32 points.
- In the first three games this season, Bonner scored 82 points which set a new WNBA record for points scored in the first three games with a new team. She sits fourth for points scored in first three games of a season regardless of being with a team for the first year.
- Joined the Connecticut Sun 30-point club, twice. Her 34 points against the Sparks (7/30) tied Courtney Williams' record for most points scored in a game in regulation and ties her for second-most in an entire game.
- Set a new Sun franchise record for freethrows made over a two game span with 23 (9/1 & 9/3).
- Concluded the postseason 10th all-time in FTM (160), 15th in steals (63), seventh in rebounds (383) and ninth in games played (57).
- Top 30 for all-time steals in WNBA history with 433 total.
- Finished the playoffs 32-for-32 from the freethrow line and now shares the record with Elena Delle Donne for the most freethrows made without a miss in the playoffs and most consecutive freethrows made in a single post season.
- Named to All-WNBA Second Team
- Named Eastern Conference Player of the Week two times (8/17 & 9/8)
- Named AP All-WNBA Second Team

2019 SEASON WITH PHOENIX

- Named AP All-WNBA Second Team Named a WNBA All-Star for the third time in her career (2018, 2015)
- Named to Associated Press All-WNBA Second Team
- Averaged 17.2 points and 7.6 rebounds in 34 games in 2019...her 17.2 points per game was the third-highest scoring output in her career (20.6 ppg in 2012, 17.3 ppg in 2018)...her 7.6 rebounds per game was a career high (previous was 7.2 rpg in 2018 and 2012)
- Was one of only two players in the WNBA in 2019 to average at least 17 points and 7 rebounds per game, while shooting at least 90 percent from the free throw line (Elena Delle Donne)...only Larry Bird (four times), Dirk Nowitzki (three times), Kevin Durant (twice), Magic Johnson (once) and Kevin Love (once) have averaged such numbers on the NBA side since the 1980-81 season
- Led the WNBA in free throw makes with 153 on the season...eighth time in her career she's made 100+ free throws in a season and her fourth consecutive season doing so
- Named Western Conference Player of the Week on June 10 after averaging 25.0 points, 7.5 rebounds and 3.0 assists in two games that week





- Teamed with Brittney Griner to make the Mercury the only team in the WNBA with a duo of teammates to each rank in the top-5 in scoring during the season
 - Teamed with Brittney Griner (30 pts) and Leilani Mitchell (28 pts) to become the first trio of teammates to each score 25+ points in a game on July 30 at Washington... Bonner scored 25 points in the game
 - Only WNBA player to rank in the top-25 in scoring, rebounds, assists, steals and free throw percentage for a second consecutive year (min. 30 games played)
 - Scored in double figures in 28 of the 34 games she appeared in, including 17-straight 10+ scoring performances from July 7-August 25
 - Scored 20 or more points 15 times throughout the season...scored 30 or more points twice
 - Scored a season-high 31 points in the season opener on May 25 at Seattle...scored 15-straight points in the game, tying for the most consecutive points scored by a player in a game since 2017...first Mercury player to score 15-straight points in a game since June 10, 2010 against Minnesota when Diana Taurasi did so
 - Led the team in rebounds in 2019, grabbing a career-high 260 rebounds on the season...fourth time in her career she's grabbed 200+ rebounds in a season (2019, 2018, 2012, 2011)
 - Finished the season with a single season career-high nine double-doubles, the most on the Mercury's 2019 team
 - Recorded 27 points, 14 rebounds and four assists in the Mercury's win over Atlanta on August 16, becoming 13th player in WNBA history finish with at least 27/14/4 in a game, and the second in franchise history (Jennifer Gilom on June 14, 1999)
 - Passed Brittney Griner for first on the Mercury's all-time double-doubles chart in 2019 and now stands at 42
 - Led the team in steals with 44 on the year...has led the team in steals in the last five seasons she's played (2019, 2018, 2016, 2015, 2014)...fourth-straight year with at least 40 steals
 - Knocked down 52 three-pointers on the season...fifth time in her career she's hit at least 50 three-pointers in a season and the third straight
 - Led the team in minutes played per game (32.9), having now done so in the last four seasons she's played in
 - Posted 21 points and 6 rebounds in the Mercury's lone playoff game on September 11 at Chicago
- 2018 SEASON WITH PHOENIX**
- Named the Associated Press Comeback Player of the Year after missing the 2017 season following giving birth to twins
 - Averaged 17.1 points and 7.2 rebounds in 34 games in 2018, her 17.1 points per game was the second-highest scoring output in her career (20.6 ppg in 2012) and the highest scoring average she's held in a season with Diana Taurasi playing the entire year...her 7.2 rebounds per game matched her single season career high (2012)
 - Averaged 21.3 points and 10.2 rebounds over the final nine games of the season...started at the power forward position in eight of those final nine games, averaging 22.3 points, 10.9 rebounds and 3.1 assists in such games
 - Named the final Western Conference Player of the Week for the final week of the season on August 20, 2018 after averaging 22.0 points, 13.0 rebounds, 3.0 steals and 4.5 assists in two games that week
 - Teamed with Brittney Griner and Diana Taurasi to make the Mercury the only team in the WNBA with a trio of teammates to rank in the top-15 in scoring for a second time in three seasons (did so in 2016 as well)
 - Combined with Diana Taurasi and Brittney Griner to score 1,967 points in 2018, the most points by a trio of teammates in a single season in WNBA history (previous high was 1,842 points in 2008 by Taurasi, Cappie Pondexter and Le'Coe Willingham)...The trio's 87 combined points against Washington on August 7 was the most points scored by a trio of teammates in a non-overtime game in WNBA history
 - Only WNBA player to rank in the top-25 in scoring, rebounds, assists, steals and free throw percentage (min. 30 games played)
 - Scored in double figures in 31 of the 34 games she appeared in, including 14-straight 10+ scoring performances to close the regular season...her 31 10+ point games matched her 2012 mark for the most double figure scoring games she's had in a season
 - Scored 20 or more points 13 times throughout the season, eight of which came in the final 10 games of the season...scored 30 or more points twice
 - Scored a season-high 31 points against Los Angeles on August 12, including a 40-foot buzzer beater at the end of the third quarter
 - Made 208 field goals in 2018, marking the second time in her career she's reached 200 field goals in a season (212 in 2012)
 - Finished the season with a single season career-high seven double-doubles, the second-most on the Mercury's 2018 team (Griner-10)...recorded a double-double in her first game back after missing all of 2017 with 17 points and 12 rebounds
 - Led the team in steals with 43 on the year...has led the team in steals in the last four seasons she's played (2018, 2016, 2015, 2014)...third-straight year with at least 40 steals
 - Knocked down a career-best 55 three-pointers on the season, passing her old mark of 54 in 2013...recorded at least one three-pointer in all but five games
 - Led the team in minutes played per game (32.9), having now done so in the last three seasons she's played in
 - Averaged a double-double in the postseason with career highs marks in scoring (24.0 ppg) and rebounding (11.1





rpg)... scored 20+ points in six of the Mercury's seven playoff games

- Ranked second in the league in scoring and first in rebounds during the WNBA Playoffs (min. 2 games played)
- Scored a playoff career-high 29 points on August 21 against Dallas in Round 1 of the WNBA Playoffs...scored 23 or more points in five of the Mercury's seven playoff games after entering 2018 playoffs with a former playoff career-high of 22 points
- In addition to setting a new playoff career high in scoring, set playoff career highs in rebounding (18 – August 23 at Connecticut), steals (4 – September 2 vs. Seattle), minutes played (44 – August 28 at Seattle), field goals (12 – August 21 vs. Dallas), field goal attempts (23 – September 2 vs. Seattle), free throws (9 – September 2 vs. Seattle), free throws attempted (9 – September 2 vs. Seattle) and defensive rebounds (17 – August 23 at Connecticut)

2016 SEASON WITH PHOENIX

- Teamed with Brittney Griner and Diana Taurasi to make the Mercury the only team in the WNBA with a trio of teammates to rank in the top-15 in scoring
- Led the team in steals for the third consecutive season with 44 steals on the year...second-straight year with 44 steals
- Scored in double figures in 27 of the 34 games she appeared in, including six-straight 10+ scoring performances to begin the season
- Scored 20 or more points nine times throughout the season, including two 30+ point scoring efforts
- Finished with a season-high 12 rebounds against Washington on May 29, which was her first of two double-figure rebounding performances of the season
- Matched her career high in points on June 28 against Dallas in a triple-overtime thriller, scoring 38 points off the bench...the 38 points were the most points scored by a player off the bench in WNBA history
- Knocked down 50 three-pointers on the season, which were her most threes in a season since hitting 54 from beyond the arc in 2013
- Shot 32.9 percent from three-point range, her best mark from long range since 2011 when she connected on 43.4 percent from three-point range

2015 SEASON WITH PHOENIX

- Was one of only two WNBA players (Maya Moore) to average at least 15 points, 5 rebounds and 3 assists
- Teamed with Brittney Griner to make the Mercury one of only two teams with a pair of teammates in the top-10 in scoring
- Nailed a game-winning three-pointer as time expired on August 4 to beat Tulsa
- Appeared in 104 straight games over the past three seasons before missing the season finale
- Led the team in steals for the second consecutive season with 44 steals on the year

- Finished with a career high in assists for a season, dishing a team-high 110 assists in 2015
- Recorded 18-straight double-figure scoring performances to begin the season, finishing with 28 on the year
- Scored 20 or more points in five of the Mercury's first six games of the season, and did so 11 times throughout the year
- Mercury went 9-2 in games she scored at least 20 points
- Finished with a season-high 10 rebounds at Atlanta on August 2, which was her only double-figure rebounding performance of the season
- Scored a season-high 34 points in the win against Chicago on July 28, shooting 10-of-17 from the field and knocking down all 11 free throw attempts
- Recorded a double-double (20 points, 11 rebounds) in a series-clinching Game 2 against Tulsa in the Western Conference Semifinals
- Scored a 2015 playoff-high 21 points in the 67-60 loss to Minnesota in the Western Conference Finals

2014 SEASON WITH PHOENIX

- Evolved her game into being the team defensive stopper and led the team with 49 steals
- Has appeared in 70 straight games...started all 34 games in 2014
- Shot 45-9-percent (129-of-181) from the field which was the second-best performance in her career and recorded 19 double-digit scoring games
- May 18, 2014: Notched a double-double, scoring 16 points and grabbing a season-high 11 rebounds at Los Angeles
- June 10 – 16: Recorded double figures in four straight games
- July 24: Scored a season-high 22 points at Los Angeles on 7-of-9 shooting
- Twice recorded games of four steals, May 18 at Los Angeles and June 27 at Indiana
- Averaged 11.3 points and 6.0 rebounds while starting all eight Mercury playoff games...played in 286 of 320 possible minutes during the 2014 Playoffs, the most on the Mercury
- Scored 16 points and grabbed seven rebounds in a series-clinching Game 2 against Los Angeles in the Western Conference Semifinals
- Grabbed nine rebounds in Game 1 of the WNBA Finals vs. Chicago

COLLEGE CAREER

- Led the SEC in scoring in 2008-09, becoming the first Auburn player to do so
- As a senior in 2008-09, posted averages of 21.1 points (9th- NCAA Division I) and 8.5 rebounds in 33.0 minutes per game
- Was one of eight players in the country ranked in the top25 in scoring and top 80 in rebounding in 2008-09





- Posted eight double-doubles in 2008-09
- Second player ever at Auburn to lead the team in scoring and rebounding all four years (Becky Jackson, 1981-84)
- Started all 126 games in which she appeared at Auburn
- Set an Auburn career scoring record with 2,162 points (prev. Becky Jackson)
- Set an Auburn single-season scoring record of 716 points (prev. Carolyn Jones)
- Ranks second on Auburn's all-time rebounding list with 1,047 total rebounds
- Her 600 career free throws stands as a school record, surpassing the previous mark by more than 150 made free throws
- Averaged 17.2 points and 8.3 rebounds in four seasons at Auburn
- SEC Player of the Year (2009)
- Naismith, Wooden and Wade Award Finalist (2009)
- State Farm/WBCA All-America First Team (2008-09)
- USBWA and ESPN.com First Team All-American (2008-09)
- AP Second Team All-American (2008-09)
- Honorable Mention All-American (2007-08)
- Three-time First Team All-SEC (2008-09, 2007-08, 2006-07)
- Associated Press First Team All-SEC (2007-08)
- SEC All-Tournament Team (2007-08)
- SEC All-Freshman Team (2005-06)

PERSONAL

- Daughter of LaShelle Bonner and Greg McCall
- Has three siblings: two sisters (Vin'Centia Dewberry & Erica McCall, who is a forward on the Indiana Fever) and one brother (Justin McCall)
- Mother of twin daughters, Cali and Demi, born in August 2017
- Wears No. 24 in honor of her mother, who wore the number in high school
- Attended Fairfield High School in Fairfield, Alabama, where she became the first athlete in school history to have her jersey retired on April 24, 2009
- Favorite TV shows are SportsCenter, Fresh Prince of Bel-Air and Sanford & Son
- Aside from basketball, enjoys volleyball and cooking





DEWANNA BONNER-CAREER REGULAR SEASON TOTALS																
SEASON	TEAM	G	GS	MIN	FGM-A	3PM-A	FTM-A	OREB	DREB	REB	AST	STL	BLK	TO	PF	PTS
2009	PHO	34	0	724	127 - 278	2 - 13	125 - 154	70	126	196	13	23	25	34	70	381
2010	PHO	32	4	813	132 - 284	19 - 53	100 - 119	67	129	196	40	22	37	41	58	383
2011	PHO	34	5	857	120 - 279	35 - 102	90 - 99	62	176	238	27	34	36	34	61	365
2012	PHO	32	32	1120	212 - 582	52 - 184	184 - 216	55	175	230	71	54	28	75	46	660
2013	PHO	34	33	1119	160 - 390	54 - 166	118 - 131	35	163	198	82	39	11	56	45	492
2014	PHO	34	34	994	129 - 281	24 - 86	71 - 91	35	104	139	79	49	15	47	43	353
2015	PHO	33	33	1099	158 - 418	30 - 118	175 - 202	37	150	187	110	44	28	60	61	521
2016	PHO	34	24	1064	154 - 363	50 - 152	134 - 168	42	140	182	83	44	21	56	55	492
2018	PHO	34	34	1120	208 - 460	55 - 176	117 - 135	47	199	246	108	43	15	55	62	588
2019	PHO	34	34	1120	190 - 504	52 - 191	153 - 167	34	226	260	92	44	21	53	55	585
2020	CON	22	22	732	148 - 351	27 - 107	111 - 124	34	138	172	65	37	12	52	47	434
2021	CON	32	32	1022	159 - 403	44 - 139	124 - 139	21	184	205	111	40	23	69	52	486
2022	CON	33	33	991	156 - 355	46 - 140	86 - 104	25	131	156	91	41	11	52	59	444
Career		422	320	12775	2053 - 4948	490 - 1627	1588 - 1849	564	2041	2605	971	514	283	684	714	6184

DEWANNA BONNER-CAREER PLAYOFF TOTALS																
SEASON	TEAM	G	GS	MIN	FGM-A	3PM-A	FTM-A	OREB	DREB	REB	AST	STL	BLK	TO	PF	PTS
2009	PHO	11	0	186	34 - 69	0 - 1	29 - 35	17	30	47	3	5	6	7	13	97
2010	PHO	4	0	91	11 - 24	3 - 4	5 - 6	3	10	13	2	3	7	3	14	30
2011	PHO	5	5	179	23 - 66	5 - 23	12 - 14	11	36	47	6	7	6	8	10	63
2013	PHO	5	5	179	21 - 63	4 - 30	6 - 7	5	21	26	17	6	2	11	4	52
2014	PHO	8	8	286	31 - 86	9 - 27	19 - 21	8	40	48	16	11	5	14	14	90
2015	PHO	4	4	127	23 - 51	9 - 20	14 - 15	2	22	24	10	1	3	11	10	69
2016	PHO	5	0	121	20 - 47	0 - 11	14 - 17	4	17	21	8	5	0	14	8	54
2018	PHO	7	7	270	68 - 127	12 - 39	20 - 22	9	69	78	17	11	6	15	17	168
2019	PHO	1	1	33	5 - 14	2 - 3	9 - 10	0	6	6	2	1	0	2	0	21
2020	CON	7	7	245	33 - 99	10 - 35	32 - 32	8	65	73	27	13	8	16	18	108
2021	CON	4	4	140	19 - 47	6 - 15	10 - 11	3	25	28	5	4	7	11	11	54
2022	CON	12	12	378	46 - 135	15 - 51	39 - 44	14	55	69	43	18	8	20	17	146
Career		73	53	2235	334 - 828	75 - 259	209 - 234	84	396	480	156	85	58	132	136	952





DIJONAI CARRINGTON

#21

HEIGHT: 6-0

DOB: JAN. 8, 1998

SCHOOL: BAYLOR

ACQUIRED: DRAFTED NO. 20 OVERALL BY THE CONNECTICUT SUN IN THE 2021 WNBA DRAFT.

WEIGHT: 175LBS

SHOOTS: RIGHT

POS: GUARD-FORWARD

2022 WNBA SEASON (WITH CONNECTICUT)

- Appeared in 36 regular season games, including two starts.
- Finished the 2022 regular season with 244 points, 112 rebounds, 38 assists, 29 steals and four blocks.
- Tallied a career-high 18 points against New York on 7/19.
- Grabbed a career-high seven rebounds twice- 7/24 vs. Minnesota and 8/9 at Los Angeles.
- Dished out a career-high four assists against Chicago on 8/7.
- Recorded a career-high 32 minutes in the season opener against New York on 5/7.
- Appeared in all 12 playoff contests.
- Finished the 2022 postseason with 71 points, 32 rebounds, nine assists, 12 steals and two blocks.
- Notched a postseason career-high 13 points and six rebounds twice (8/18 and 8/21 against Dallas).
- Dished out a postseason career-high two assists twice (8/24 against Dallas and 9/11 against Las Vegas).
- Recorded a postseason career-high four steals in the Game 3 win over Dallas in the opening round of the

playoffs on 8/24.

2021 WNBA SEASON (WITH CONNECTICUT)

- Played in all 32 games with the Sun and started in Went 11-22 from the floor (50%) and 9-15 from three (60%), including shooting 5-6 in game
- Played in 24 games for the Sun and started 1 (6/13 vs. Seattle)
- Finished the year with 68 points, 47 rebounds, 12 assists, and 13 steals
- Scored double-figures twice. Once against Washington (5/28) and the other against New York (9/15) where she scored her season and career high 14 points
- Earned her season and career high in rebounds during her first start as she finished with 7
- Appeared in two games for the Sun during the postseason (9/30 & 10/6) against the Chicago Sky

OFF SEASON COMPETITION

- Competed in the US with AU Sports during the 2021-2022 WNBA offseason. Across the five week cycle, Carrington averaged 24 points, 8.1 rebounds, 3 assists and 2.9 steals per game. She registered 7 double-doubles, including three in a row during Week 4 on Team Cloud,

REGULAR SEASON CAREER HIGHS

PER GAME HIGHS	SEASON	CAREER
Points	18 (New York- 7/19/2022)	18 (New York- 7/19/22)
Rebounds	8- (Los Angeles- 8/9/2022)	8 (Los Angeles- 8/9/22)
Defensive Rebounds	6 (Los Angeles- 8/9/2022)	6 (Los Angeles- 8/9/2022)
Offensive Rebounds	4 (New York- 5/7/2022)	4 (New York- 5/7/2022)
Assists	4 (Chicago- 8/7/2022)	4 (Chicago 5/7/2022)
Blocks	1 (4 Times)	1 (7 Times)
Steals	3 (2 Times)	3 (3 Times)
Field Goals Made	5 (4 Times)	5 (4 Times)
Field Goals Attempted	12 (Phoenix- 8/4/2022)	12 (Phoenix- 8/4/2022)
Three Point Field Goals Made	2 (5 Times)	2 (5 Times)
Three Point Field Goals Attempted	4 (2 Times)	4 (2 Times)
Minutes Played	32 (New York – 5/7/2022)	32 (New York – 5/7/2022)





- where she scored a season-high 41 points and pulled down 14 rebounds against Team Hawkins. Carrington finished with 4,953 total points, placing her 7th overall on the AU Leaderboard.
- Before her time with AU Sports, Carrington competed in the Israeli League with Elitzur Tel Aviv. In Israel, Carrington averaged 24.9 points, 11 rebounds, 2.9 assists and 2.5 steals per game while overseas.

COLLEGE CAREER

- Finished four years at Stanford and amassed 912 points, 133 assists, 106 steals and 553 rebounds
- Two-time Pac-12 Tournament Champion (2017,2019)
- Named All-Pac-12 by both the Coaches and Media (2019)
- Pac-12 All-Tournament Team during the 2018-19 season, averaging 17.3 ppg and 8.3 rpg in three conference contests
- Helped her team reach the Elite 8 (2019) and the Final Four (2017)
- Played in 35 of 38 games for the Cardinal in a Final Four season for Stanford, averaged 2.5 points, 2.3 rebounds and 0.5 steals per game in 7.8 minutes per contest as a freshman
- Grabbed a career-high 22 rebounds to go along with 13 points vs. UC-Riverside (11/17/2017)
- Scored in double figures in 42 of her 108 games played, with a career high 33 points alongside a season-high 13 rebounds against Tennessee (12/18/2018)
- Recorded 8 career double-doubles at Stanford
- Two-time Pac-12 All-Academic Honorable Mention (2018,2019)
- Averaged 14 points and 7.5 rebounds while starting all 36 games as a junior
- Named to Pac-12 Academic Honor Roll (2020)
- Finished career at Stanford shooting 43.6% from the floor, 30% from beyond the arc, and 67.2% from the free throw line
- Suffered a season-ending injury after starting in five games during her senior year with the Cardinal and transferred to Baylor as a graduate student for the 2020-21 season after being granted medical hardship
- Came off the bench at Baylor to help lead her team to the Elite 8 during the 2020-21 season, ultimately garnering Big 12 Sixth Woman of the Year as well as Newcomer of the Year
- In 27 games with the Bears, she totaled 382 points, 133 rebounds, 63 assists and 56 steals
- Scored a season-high 24 points in 25 minutes against Arkansas (12/06/20), going 8 for 16 from the floor, 2-7 from three point range, and 6-6 from the free throw line, all while grabbing 5 rebounds, dishing out one assist and scooping up 3 steals
- Averaged 14.1 points, 4.9 rebounds, 2.3 assists, and 2.1 steals during her graduate season

PERSONAL

- Born in San Diego, California
- Daughter of Vickie and Darren Carrington, has two older siblings: Diarra and Darren.
- Mother, Vickie, ran track at Northern Arizona. Father, Darren, played football at Northern Arizona and went on to an 8-year NFL career after being drafted in the fifth round by the Denver Broncos in 1989
- Sister, Diarra, played point guard at Daytona State University and the University of New Orleans and brother, Darren, was a wide receiver at Oregon (2014-16) and Utah (2017)
- Rated as the 34th best player in the country according to ESPN HoopGurlz and 17th by Prospects Nation
- McDonald's All-American and Jordan Brand Classic All-American (2016)
- Invited to the U16 National Team Trials (2013) and the U16 National Team Trials (2014,2015)
- CIF Division V Player of the Year as a senior
- California State Freshman of the Year in 2013 after averaging 20.3 points, 11.5 rebounds, 7.0 assists and 5.2 steals in 34 games
- Three-time recipient of first-team all-state, first-team all-county, first-team all-coastal league and first team all-CIF honors (2013, 2015, 2016)



PLAYER BIOS



DIJONAI CARRINGTON- CAREER REGULAR SEASON TOTALS																
SEASON	TEAM	G	GS	MIN	FGM-A	3PM-A	FTM-A	OREB	DREB	REB	AST	STL	BLK	TO	PF	PTS
2021	CON	24	1	221	27 - 82	3 - 21	11 - 15	15	32	47	12	13	3	22	37	68
2022	CON	36	2	631	84 - 203	19 - 62	57 - 76	38	74	112	38	29	4	59	70	244
Career		60	3	852	111 - 285	22 - 83	68 - 91	53	106	159	50	42	7	81	107	312

DIJONAI CARRINGTON- CAREER PLAYOFF TOTALS																
SEASON	TEAM	G	GS	MIN	FGM-A	3PM-A	FTM-A	OREB	DREB	REB	AST	STL	BLK	TO	PF	PTS
2021	CON	2	0	1	0 - 0	0 - 0	0 - 0	0	0	0	0	0	0	0	0	0
2022	CON	12	0	175	27 - 60	3 - 13	14 - 20	2	30	32	9	12	2	15	16	71
Career		14	0	176	27 - 60	3 - 13	14 - 20	2	30	32	9	12	2	15	16	71





TYASHA HARRIS

#52

HEIGHT: 5-10

DOB: MAY 1, 1998

SCHOOL: SOUTH CAROLINA

WEIGHT: 152LBS

SHOOTS: RIGHT

POS: GUARD

ACQUIRED: DRAFTED BY 7TH OVERALL IN THE 2020 WNBA DRAFT BY DALLAS. TRADED TO CONNECTICUT IN 2023.

2022 WNBA SEASON (WITH DALLAS)

- Played in 35 regular season games for the Wings.
- Finished her third season with a career best 174 points and 99 assists, along with 32 rebounds, 13 steals and four blocks.
- Recorded a season and career-high tying 18 points against LA on 8/14.
- Dished out a season and career-high 11 assists in the win over LA on 8/14.
- Appeared in three playoff contests for the Wings.
- Finished the 2022 postseason with 18 points, seven rebounds, seven assists, one steal and one block.

2021 WNBA SEASON (WITH DALLAS)

- Scored 13 points vs PHX 5/29...set her career high with 18 points on a career-high four made threes on 6/1 vs LAS
- Harris led the team with 7 assists at PHX 6/8, tying her career high.
- Netted 13 points vs MIN on 6/19.

2020 WNBA SEASON (WITH DALLAS)

- Dropped 13 points vs ATL 7/26
- Scored 10 points and dished out a team-high seven assists vs CON 8/6
- Scored 10 points vs SEA 9/9

- Had one of the best Turnover to assist ratios among rookies and lowest turnover per possession rat (2.8).

OVERSEAS COMPETITION

- Played for Cankaya (Turkey) during the 2022 off-season
- Averaged 21.0 points, 5.4 rebounds, 6.6 assists and 0.9 steals over 16 contests.

COLLEGE HIGHLIGHTS

- Harris was the seventh overall pick by the Dallas Wings in the 2020 Draft after playing four years at the University of South Carolina where she ranked first in the SEC with 702 career assists.
- A four-year starter, she averaged 9.6 points, 5.1 assists and 3.1 rebounds per game throughout her collegiate career and has the most assists in an NCAA tournament (52) and SEC tournament (37).
- Harris was a two-time All-SEC second team, a two-time WBCA All-American Honorable Mention, a two-time WBCA All-Region, made the NCAA All-Tournament Team and was a Nancy Lieberman Award Finalist.

REGULAR SEASON CAREER HIGHS

PER GAME HIGHS	SEASON	CAREER
Points	18 (Los Angeles- 8/14/2022)	18 (2 Times)
Rebounds	4 (Minnesota- 5/21/2022)	4 (3 Times)
Defensive Rebounds	3 (Indiana- 6/23/2022)	3 (9 Times)
Offensive Rebounds	2 (Minnesota- 5/21/2022)	2 (Minnesota- 5/21/2022)
Assists	11 (Los Angeles- 8/14/2022)	11 (Los Angeles- 8/14/2022)
Blocks	1 (4 Times)	1 (17 Times)
Steals	3 (Seattle- 6/3/2022)	4 (New York- 9/13/2020)
Field Goals Made	7 (Las Vegas- 8/4/2022)	7 (Las Vegas- 8/4/2022)
Field Goals Attempted	11 (2 Times)	12 (2 Times)
Three Point Field Goals Made	3 (Seattle- 7/12/2022)	4 (Los Angeles- 6/1/2021)
Three Point Field Goals Attempted	4 (3 Times)	6 (4 Times)
Minutes Played	29 (2 Times)	33 (New York- 5/24/2021)



PLAYER BIOS



TYASHA HARRIS- CAREER REGULAR SEASON TOTALS																
SEASON	TEAM	G	GS	MIN	FGM-A	3PM-A	FTM-A	OREB	DREB	REB	AST	STL	BLK	TO	PF	PTS
2020	DAL	21	3	412	55 - 127	19 - 56	14 - 22	0	26	26	58	18	3	18	36	143
2021	DAL	32	3	522	48 - 143	20 - 59	25 - 30	9	42	51	85	13	10	32	40	141
2022	DAL	35	5	552	69 - 165	17 - 54	19 - 24	6	26	32	99	13	4	39	35	174
Career		88	11	1486	172 - 435	56 - 169	58 - 76	15	94	109	242	44	17	89	111	458

TYASHA HARRIS- CAREER PLAYOFF TOTALS																
SEASON	TEAM	G	GS	MIN	FGM-A	3PM-A	FTM-A	OREB	DREB	REB	AST	STL	BLK	TO	PF	PTS
2021	DAL	1	0	7	0 - 3	0 - 1	0 - 0	0	0	0	1	0	0	0	0	0
2022	DAL	3	0	52	7 - 19	2 - 7	2 - 2	3	4	7	7	1	1	4	3	18
Career		4	0	59	7 - 22	2 - 8	2 - 2	3	4	7	8	1	1	4	3	18





TIFFANY HAYES

#15

HEIGHT: 5-10 WEIGHT: 155LBS

DOB: SEP. 20, 1989

SCHOOL: UCONN

SHOOTS: LEFT

POS: GUARD

ACQUIRED: DRAFTED 14TH OVERALL IN 2012 BY ATLANTA. TRADED TO SUN IN 2023.

WNBA CAREER

- Has appeared in 277 games with 234 starts
- Career totals include 3,828 points, 921 rebounds, 669 assists, 305 steals and 71 blocks
- Four career 30-point games; 56 career 20-point games
- First Team All-WNBA (2018)
- WNBA All-Defensive Second Team (2018)
- Breakout campaign in 2018 saw her finish sixth in MVP balloting and fourth in Defensive Player of the Year voting when she was a three-time pick as Eastern Conference Player of the Week
- Eastern Conference Player of the Month (May 2017)
- WNBA All-Rookie Team (2012)

2022 WNBA SEASON (WITH ATLANTA)

- Started in all 11 games played.
- Averaged 16.2 points, 3.6 rebounds and 2.1 assists per game.
- Played her first game of the season at New York (6/23) after missing the beginning of the season because of overseas obligations and a right knee injury.
- Scored a team-high 21 points in her first game back to

help the Dream defeat the Liberty.

- Lifted the Dream to a win over the eventual WNBA Champion Las Vegas Aces (7/19) with a season-high 31 points
- Recorded a season-high 8 rebounds at Chicago (7/12).
- Scored in double-digits in 10 straight games until an injury 11 minutes into her last game of the season against Dallas (7/30).

2021 WNBA SEASON (WITH ATLANTA)

- Started in 19 of 21 games played.
- Career-best season saw her average 14.7 points, 1.6 steals and 3.0 assists per game.
- Her 1.6 steals per game led the team and ranked 6th among all players in the league this season.
- Only player in the WNBA in 2021 to average at least 14 points per game (14.67), 1.5 steals per game (1.57) and 3 assists per game (3.0).
- Hayes shot 40.5% from the three-point line in 2021, making her one of five players in the league in 2021 to shoot at least 40% from beyond the arc while averaging at least 4 attempted three-pointers per game.

REGULAR SEASON CAREER HIGHS

PER GAME HIGHS	SEASON	CAREER
Points	31 (Las Vegas- 7/19/2022)	34 (Indiana- 8/10/19)
Rebounds	8 (Chicago- 7/12/2022)	11 (New York- 5/24/2016)
Defensive Rebounds	7 (2 Times)	9 (Connecticut- 8/25/2015)
Offensive Rebounds	1 (3 Times)	4 (Chicago- 7/13/2014)
Assists	6 (Phoenix- 7/17/2022)	8 (Chicago- 6/16/2013)
Blocks	1 (Minnesota- 7/28/2022)	3 (Los Angeles- 7/16/2015)
Steals	1 (8 Times)	5 (2 Times)
Field Goals Made	11 (Las Vegas- 7/19/2022)	12 (Indiana- 8/10/2019)
Field Goals Attempted	15 (New York- 6/30/2022)	24 (Chicago- 8/20/2019)
Three Point Field Goals Made	4 (2 Times)	6 (Minnesota- 8/5/2018)
Three Point Field Goals Attempted	6 (3 Times)	11 (Minnesota- 8/5/2018)
Minutes Played	33 (Minnesota- 7/28/2022)	46 (Minnesota- 7/22/2014)





- One of only seven players in the league with at least 31 points, 6 rebounds and 3 assists in a game in 2021, joined by her teammate Courtney Williams (recorded 31/6/3 against Indiana on 9/14).
- She became the first Dream player since Renee Montgomery in 2018 to record 5+ steals in a game, recording five at Washington (6/17).
- She was one of only two Dream players in 2021 to record five or more steals in a game (Cheyenne Parker).
- One of four Dream players in 2021 with 4+ steals in multiple games (Bradford, McDonald, Sims), recording two (5 at Washington on 6/17 and 4 at Washington again on 9/10).
- Her season-high 31 points against Indiana (9/14) brought her to three career 30-point games; her eight 20+ point games in 2021 brought her to 53 career 20-point outings.
- Returned for her first WNBA game since 2019, picking up 3 steals, 2 assists and 5 points against Chicago (5/19).
- Back-to-back 26-point outings at Chicago (5/25) and against Dallas (5/27).
- Reached 300 career made three-pointers at Washington (9/10).
- Missed nine games in the middle of the season after tearing her right ACL at Washington (6/17).

2019 WNBA SEASON (WITH ATLANTA)

- Started in all 29 games played
- Reached 3,000 career points with a team-leading and then-season-high 28 points against Indiana (6/19)
- Secured her position as the Dream's all-time leading three-point shooter, making the most three-pointers (273) and attempting the most (857) of any Dream player in franchise history.
- Set a new career high record with 34 points at Indiana (8/10) with 12 made field goals
- Took a career-high 23 shots from the field against Chicago (8/20)
- Scored in double digits 22 times and led the team in scoring 11 times
- Scored in double figures in her last nine games of the season, leading the team in four of those games
- Posted six 20+ point outings with one 30+ performance, bringing her to 34 games with 20 or more points (second-most in franchise history) and two games with 30 or more points in her career (third-most in franchise history).
- Led the team in assists eight times with a season-high six assists at Connecticut (6/21)
- Sat out the final three games of the season with a knee injury

2018 WNBA SEASON (WITH ATLANTA)

- Started in 34 of 36 games played
- Averaged 28.9 minutes per game and 17.2 points per game
- Averaged a 81.7 free-throw percentage in the regular season
- Averaged 6.2 rebounds per game in the playoffs
- Scored a season-high 28 points, went 6-of-11 from behind the arc, and 4-4 from the free-throw line against Minnesota (8/5)
- Had a season-high 8 rebounds against Connecticut (7/17)
- Went 10-of-10 from the free-throw line against Dallas (5/10)
- Helped the Dream in a win over Washington with 23 points and 11 rebounds in Game 4 of the playoffs

2017 WNBA SEASON (WITH ATLANTA)

- Appeared and started in 33 games
- Led the Dream in scoring with a career-high 16.3 points per game, good for 13th in the WNBA
- Her 166 field goals, 48 three-point baskets and 158 free-throws made were all career-highs
- Finished in double-figure scoring in 30 games during the season
- Scored 25 points against Minnesota on (7/28)
- Helped the Dream to a win over San Antonio with 25 points and seven rebounds on (7/18)
- Earned first career start and appearance in the WNBA All-Star game
- Named Eastern Conference Player of the Month (May).

2016 WNBA SEASON (WITH ATLANTA)

- Played and started 33 games for the Dream
- Averaged 15 points and 3.4 rebounds a game
- Scored 30 points and shot 10-of-17 from the field in Atlanta's second round playoff loss to the Chicago Sky (9/25)
- Scored a season-high 32 points vs. Sparks (6/30)
- Went an impressive 10-of-10 from the free-throw line resulting and finished with 27 points vs. Liberty (5/24)

2015 WNBA SEASON (WITH ATLANTA)

- Played in 28 games and made 27 starts
- 22 double-digit scoring games
- Career-high 28 points at Indiana with 14-15 shooting from the free throw line (8/28)
- Career-high 9 defensive rebounds against Connecticut (8/25)
- Career-high 16 field goals attempted (7/31)
- Tied (10th) with Brittney Griner for free throws (99)
- Averaged 12.9 points, 3.0 rebounds and 2.2 assists per game
- Led the Dream in scoring on 5 occasions





2014 WNBA SEASON (WITH ATLANTA)

- Played in all 34 games, making 32 starts
- Averaged 12.9 points, 3.0 rebounds and 2.5 assists per game
- Ranked 22nd in the WNBA in scoring and fourth among guards in field goal percentage (.463)
- Ranked eighth in assist/turnover ratio (2.15)
- 25 double-digit scoring games, including five with 20+ points
- Led or shared team lead in scoring six times
- Tied then-career high with 23 points, plus six boards and six assists vs. Connecticut (7/29)
- Career-high 27 points on 9-of-12 shooting at Tulsa (7/31)
- Averaged 12.7 points on 48.1 percent shooting and 3.0 rebounds in three playoff games

2013 WNBA SEASON (WITH ATLANTA)

- Played in 23 games, including four starts
- Missed seven games due to surgery to repair a torn meniscus in her left knee July 9, and four more games after aggravating the injury
- Team was 15-8 when she played, 2-9 when she didn't
- Averaged 11.3 points and 3.7 rebounds
- Scored in double figures 12 times, including three games with more than 20 points
- Led team in scoring four times
- Played in all eight playoff games, including six starts, and averaged 12.4 points and 4.5 boards.

2012 WNBA SEASON (WITH ATLANTA)

- Played in all 34 games, including 17 starts
- Named to the 2012 WNBA All-Rookie Team
- Ranked fifth among all rookies in the WNBA in scoring at 8.6 points per game, second in assists (2.1) and 10th in rebounding (3.1)
- Averaged 11.9 points in her 17 starts
- Reached double figures in scoring 16 times
- Ranked 24th in the WNBA in free throw percentage at 78.6 percent
- Averaged 4.3 points, 2.3 rebounds, 1.7 assists and 1.7 steals in Atlanta's three playoff games against Indiana

OVERSEAS COMPETITION

- 2012-13: Hapoel Rishon LeZion, Israel
- 2013-14: Beşiktaş JK, Turkey and America de Recife, Brazil
- 2015-16: Yakin Dogu, Turkey
- 2016-17: Mersin BSB, Turkey
- 2017-18: Maccabi Ashdod, Israel
- 2018-19: CCC Polkowice, Poland
- 2019-20: Perfumerías Avenida Salamanca, Spain
- 2020-21: Perfumerías Avenida Salamanca, Spain
- 2021-23: Çukurova Basketbol Kulübü, Turkey

COLLEGE

- Two-time All-BIG EAST First Team selection
- Helped Connecticut to two national championships and four Final Four appearances
- Finished career with 147-7 record as a Husky
- Tallied 23 20+ point performances, including three 30+ point performances as a senior
- Averaged 14.7 points, 5.8 rebounds, 3.3 assists and 2.3 steals per game as senior
- Most Outstanding Player of the 2012 Kingston Regional
- Finalist for the Wooden Award and Wade Trophy
- Associated Press Third Team All-American.

PERSONAL

- Full name is Tiffany Kiara Hayes
- Parents are Dorothy and Renard Hayes
- Majored in Sociology at Connecticut
- Led Winter Haven High School to a combined record of 117-9 during four-year prep career
- Also lettered in softball and cross country in high school.



PLAYER BIOS



TIFFANY HAYES- CAREER REGULAR SEASON TOTALS																
SEASON	TEAM	G	GS	MIN	FGM-A	3PM-A	FTM-A	OREB	DREB	REB	AST	STL	BLK	TO	PF	PTS
2012	ATL	34	17	787	90 - 231	21 - 77	92 - 117	24	81	105	73	28	12	51	89	293
2013	ATL	23	4	513	80 - 197	23 - 61	76 - 102	20	66	86	39	27	3	40	52	259
2014	ATL	34	32	966	143 - 308	40 - 112	111 - 146	31	70	101	86	34	9	40	83	437
2015	ATL	28	27	836	115 - 293	31 - 113	99 - 123	29	55	84	62	29	11	47	97	360
2016	ATL	33	33	1016	153 - 347	32 - 117	156 - 194	33	79	112	78	40	8	59	94	494
2017	ATL	33	33	986	166 - 381	48 - 129	158 - 185	31	96	127	80	41	8	62	102	538
2018	ATL	31	29	897	177 - 401	42 - 131	138 - 169	28	84	112	83	36	7	50	65	534
2019	ATL	29	29	817	147 - 374	36 - 117	97 - 127	21	66	87	82	29	8	70	71	427
2021	ATL	21	19	595	105 - 240	34 - 84	64 - 75	14	53	67	63	33	4	31	65	308
2022	ATL	11	11	303	66 - 121	18 - 42	28 - 41	3	37	40	23	8	1	22	33	178
Career		277	234	7716	1242 - 2893	325 - 983	1019 - 1279	234	687	921	669	305	71	472	751	3828

TIFFANY HAYES- CAREER PLAYOFF TOTALS																
SEASON	TEAM	G	GS	MIN	FGM-A	3PM-A	FTM-A	OREB	DREB	REB	AST	STL	BLK	TO	PF	PTS
2012	ATL	3	0	49	4 - 11	1 - 3	4 - 4	2	5	7	5	5	1	5	10	13
2013	ATL	8	6	227	32 - 82	12 - 34	23 - 30	7	29	36	15	5	0	11	19	99
2014	ATL	3	3	93	13 - 27	3 - 9	9 - 10	2	7	9	6	1	1	4	8	38
2016	ATL	1	1	37	10 - 17	3 - 7	7 - 8	1	5	6	2	1	0	2	3	30
2018	ATL	5	5	168	28 - 63	6 - 16	20 - 25	12	19	31	17	7	1	10	10	82
Career		20	15	574	87 - 200	25 - 69	63 - 77	24	65	89	45	19	3	32	50	262





NATISHA HIEDEMAN

#2

HEIGHT: 5-8 WEIGHT: 135LBS

DOB: FEB. 10, 1997

SHOOTS: LEFT

SCHOOL: MARQUETTE

POS: GUARD

ACQUIRED: CLAIMED OFF WAIVERS BY CONNECTICUT ON JULY 3, 2019. SIGNED TO A CONTRACT BY THE SUN ON FEBRUARY 10, 2020.

WNBA CAREER

- Has played in 110 regular season games with 40 starts.
- Career totals include 778 points, 193 rebounds, 257 assists, 85 steals and 12 blocks.
- Currently sits at 10th all-time in three-point field goals made in Connecticut Sun history.

2022 WNBA SEASON (WITH CONNECTICUT)

- Appeared in all 36 regular season contests for Connecticut, starting 31.
- Finished with 329 points, 63 rebounds, 118 assists, 42 steals and four blocks.
- Averaged a career-best 9.1 points, 3.3 assists and 1.2 steals per game.
- Tallied her 500th career-point in a loss to Dallas on 5/24.
- Dished out her 200th career-assist in a loss to Chicago on 6/29.
- Tied her career-high with 19 points in a win over Minnesota on 7/24, sinking a career-high five three-point field goals.
- Notched a career-high five steals in a win over Washington on 7/3, while playing a career-high 40 minutes.

- Appeared and started in all 12 playoff contests.
- Finished the 2022 postseason with 98 points, 25 rebounds, 36 assists, eight steals and three blocks.
- Dished out a postseason career-high nine assists in the Game 3 win over Las Vegas, while playing a playoff career-high 34 minutes.
- Now sits at 12th all-time in scoring (174), eighth all-time in assists (62), 12th all-time in steals (13) and third all-time in three-point field goals made (34) in Connecticut Sun postseason history.

2021 WNBA SEASON (WITH CONNECTICUT)

- Played in all 32 games with the Sun and started in five (5/14 at ATL, 5/16 vs PHX, 5/21 at PHX, 5/23 at LVA and 5/25 at SEA)
- Finished the season with 242 points, 644 minutes played, 58 rebounds, 60 assists, 27 steals and 51 three-pointers made.
- Nabbed her 100th career assist in the game against MIN (5/30).
- She earned her 300th point in the game against New York on 6/5/21.

REGULAR SEASON CAREER HIGHS

PER GAME HIGHS	SEASON	CAREER
Points	19 (Minnesota- 7/24/2022)	19 (2 Times)
Rebounds	5 (2 Times)	8 (Atlanta – 5/14/2021)
Defensive Rebounds	5 (Atlanta- 6/26/2022)	7 (Atlanta – 5/14/2021)
Offensive Rebounds	2 (Chicago- 6/29/2022)	3 (Seattle - 8/4/2020)
Assists	7 (Chicago- 6/29/2022)	9 (Dallas - 9/4/2019)
Blocks	1 (4 Times)	1 (12 Times)
Steals	5 (Washington- 7/3/2022)	5 (Washington- 7/3/2022)
Field Goals Made	6 (4 Times)	8 (Indiana – 5/19/2021)
Field Goals Attempted	12 (3 Times)	17 (Phoenix - 9/9/2020)
Three Point Field Goals Made	5 (Minnesota- 7/24/2022)	5 (Minnesota- 7/24/2022)
Three Point Field Goals Attempted	9 (Washington 7/3/2022)	10 (Phoenix - 9/9/2020)
Minutes Played	40 (Washington- 7/3/2022)	40 (Washington- 7/3/2022)





- Scored in double-figures ten times this season and had a career high 19 points in the game against Indiana (5/19).
- Scored a new career high 4 three pointers in two games this season (5/25 vs SEA and 7/3 vs IND).
- Earned a new career high finishing with eight rebounds (5/14 vs ATL).
- Played in all four playoff games against Sky
- Finished with 36 points, 3 rebounds, 12 assists, 3 steals, and 2 blocks in the series
- Averaged 9 points and 3 assists per game
- Went 11-22 from the floor (50%) and 9-15 from three (60%), including shooting 5-6 in game 4 (10/6)
- Had 5 assists in game 2 (9/30)
- Totaled 72 minutes of play in the series, averaging 18 minutes per game

2020 WNBA SEASON (WITH CONNECTICUT)

- Competed in all 22 regular season games and made four starts in her second year in the league. Also appeared in all seven postseason matchups.
- Tallied 134 total points, 42 rebounds and 41 assists. Averaged 6.1 points and 1.9 rebounds and assists. Shot 35.4 percent from the field, 35.9 from behind the arc and 70 percent from the freethrow line.
- Scored 22 points during the post season, including nine assists and five made three pointers on eight attempts.
- Recorded a career-high 16 points and six FGM against Phoenix (9/9) and a career-high seven rebounds against Seattle (8/4).
- Scored 14 points in 17 minutes against Las Vegas (9/20) on four made three point field goals, the most of her post season and regular season career.

2019 WNBA SEASON (WITH CONNECTICUT AND ATLANTA)

- Picked up by the Atlanta Dream for 13 games before the Sun claimed her off waivers on July 3
- Appeared in 20 regular season games and seven Playoff games in her rookie season
- Finished with 73 points, 30 rebounds and 38 assists
- Went 24-of-58 from the field, 13-of-28 from behind the arc and shot 50% from the free throw line (12-of-24)
- Recorded a season-high 10 points against Atlanta (7/10)
- Dished out a season-high nine assists against Dallas (9/4)
- Played in seven games in the WNBA Playoffs, shooting a combined 60 percent from the field, 66.7 percent from beyond the arc and 100 percent from the line in five minutes per game, tallying up a total of 18 points (2.6 per game)
- Scored 8 points in the playoffs, twice – first against Los Angeles (9/22) in the WNBA Semifinals and again against Washington in the fourth game of the WNBA Finals
- Against the Sparks (9/22), added on two rebounds and

an assist.

OVERSEAS COMPETITION

- 2019-2020: Lulea Basket, Sweden
- 2020-2021: Maccabi Ironi Ramat Gan, Israel
- 2022-2023: Maccabi Ashdod, Israel

COLLEGE HIGHLIGHTS

- Just the third player in Marquette history to be drafted into the WNBA (Abbie Willenborg, 2000 and Angel Robinson, 2011); her selection at 18th overall is the highest pick in program history and the highest pick in the BIG EAST since conference realignment.
- Finished her career at Marquette as the program's third all-time leading scorer, just 27 points shy of the program record.
- First Marquette player to reach 300 made three-pointers, and finished sixth on the team's all-time assist chart.





NATISHA HIEDEMAN- CAREER REGULAR SEASON TOTALS																
SEASON	TEAM	G	GS	MIN	FGM-A	3PM-A	FTM-A	OREB	DREB	REB	AST	STL	BLK	TO	PF	PTS
2019	CON	20	0	205	24 - 58	13 - 28	12 - 24	7	23	30	38	8	2	13	25	73
2020	CON	22	4	408	45 - 127	23 - 64	21 - 30	8	34	42	41	8	0	24	43	134
2021	CON	32	5	644	78 - 195	51 - 128	35 - 50	7	53	60	60	27	6	30	61	242
2022	CON	36	31	901	118 - 274	69 - 168	24 - 30	6	57	63	118	42	4	47	66	329
Career		110	40	2158	265 - 654	156 - 388	92 - 134	27	166	193	257	85	12	114	195	778

NATISHA HIEDEMAN- CAREER PLAYOFF TOTALS																
SEASON	TEAM	G	GS	MIN	FGM-A	3PM-A	FTM-A	OREB	DREB	REB	AST	STL	BLK	TO	PF	PTS
2019	CON	7	0	35	6 - 10	4 - 6	2 - 2	1	3	4	5	0	0	0	4	18
2020	CON	7	0	54	7 - 13	5 - 8	3 - 4	0	5	5	9	2	1	4	4	22
2021	CON	4	0	72	11 - 22	9 - 15	5 - 7	2	1	3	12	3	2	2	2	36
2022	CON	12	12	314	36 - 86	16 - 36	10 - 13	6	19	25	36	8	3	12	21	98
Career		30	12	475	60 - 131	34 - 65	20 - 26	9	28	37	62	13	6	18	31	174





- Tallied her 1,000th career-point in the win over Indiana on 5/22.
- Grabbed her 600th career-rebound in the loss against Chicago on 6/29.
- Dished out her 100th career-assist in the loss against Dallas on 5/24.
- Ranked 20th in the WNBA in scoring, fourth in field goal percentage (56.9), and second in offensive rebounds (2.6) per game
- Tallied a career-high nine free-throws made in the win over Seattle on 6/5.
- Appeared in all 2022 postseason with 123 points, 48 rebounds, 16 assists, 11 steals and three blocks.
- Moved into third all-time in postseason games played in Connecticut Sun history (31).

2021 SEASON

- Competed in 21 of 22 games and started in all 21 contests including the first of her four-year career with the Sun. Missed one game due to an ankle injury.
- Started in all 32 regular season games for the Connecticut Sun.
- Finished with 470 points, 234 rebounds, 56 assists, 44 steals and 980 minutes played.
- Two-time Player of the Week.
- First-ever all-star appearance.
- Earned her 100th career steal in the win over New York on 9/15.
- Career first double-double on 8/28 against Los Angeles and ended the season with four total (8/31, 9/7, 9/19).
- Collected her 500th career rebound in the win over Atlanta on 9/19.
- Tallied her 800th career point against Minnesota 8/19.
- Became the 16th player in Sun history to record 30+ points in a game in the game against Indiana (7/1), finished with a career high 34. She shot a career 14-19 from the field.
- Earned a new career high 15 rebounds in the win over Los Angeles (8/28).
- Part of the first pair of teammates to each have 20+ PTS / 10+ REB on 70% or better from the field in the same WNBA game (8/31 vs Washington).
- Started and played in all four playoff games against Chicago Sky
- Recorded 47 postseason points, 17 rebounds, 2 assists, 6 steals and 3 blocks
- Averaged 11.8 points, 4.3 rebounds, and 1.5 steals per game
- Tallied a double-double in the first game of the series (9/28) with 22 points and 10 rebounds. Also had four steals in this game
- Shot 59.3% from the floor going 19-32 and 64.3% from the free throw line, knocking down 9 of 14 attempts
- Totaled 103 minutes across four games, averaging 25.6 minutes per game

2020 SEASON

- Competed in 21 of 22 games and started in all 21 contests including the first of her four-year career with the Sun. Missed one game due to an ankle injury.
- Started in all seven of the team's playoff competitions.
- Scored a career high 235 points on 98-of-162 field goals. Led the team with a career-high 60.5% field goal percentage and averaged 9.4 points.
- Grabbed 118 rebounds, 59 offensive boards and 59 defensive boards. Averaged 5.6 per game for the season.
- Recorded 35 steals and finished third on the team in both regular season steals (35) and the postseason steals (11).
- Tallied a career high 20 points two times this season as well as grabbed a regular season career-high 11 rebounds (8/16) and a postseason high 12 rebounds (9/29).
- Finished the season with her first two career double-doubles and one playoff career double-double.
- Recorded 66 total postseason points, grabbed 51 total rebounds and 11 steals.

2019 SEASON

- Competed in 27 regular season games and all eight playoff games
- Scored 94 points, grabbed 59 rebounds and added nine steals and nine assists
- Averaged a career-high 3.5 points per game and 2.2 rebounds per game
- Tallied a season-high 14 points and 10 rebounds against Indiana (9/8/19)
- Scored double figures in two contests

2018 SEASON

- Competed in 27 regular season games
- Scored 84 points, 53 rebounds and tallied six assists, six steals and six blocks
- Tallied a career-high 18 points against Indiana (6/24/18)
- Made a career-high eight field goals against Indiana (6/24/18)
- Recorded a career-high 3 blocks against Phoenix (6/16/18)
- Scored double figures in two contests

2017 SEASON

- Appeared in 23 games with no starts
- Had a career-high 13 points at Phoenix (9/1)
- Made a career-high five field goals on six attempts in that same game
- Had nine points and six rebounds against Chicago (8/25)
- Had a career-best seven rebounds against Atlanta (6/10)
- Was an efficient 23 of 40 (57.5 percent) from the field
- Was an efficient 23 of 40 (57.5 percent) from the field





OVERSEAS COMPETITION

- 2017-2019: Nadezhda, Russia
- 2019-2023: USK Prague, Czech Republic

COLLEGE HIGHLIGHTS

- Finished her collegiate career with 1,928 points and 1,209 rebounds
- Led the nation in field goal percentage as both a junior (.665) and senior (.690)
- Owns Big Ten career field goal percentage mark
- Led Maryland to two Final Four appearances (2014, 2015) and three Big Ten regular season and tournament titles
- Three-time All-Big Ten First Team (2015, '16, '17)
- Played in all 142 games in her collegiate career
- 11-time Big Ten Player of the Week Honor Roll
- Scored in double-figures in 97 games
- As a senior (2016-17), averaged 19.9 points and 10.9 rebounds while starting all 35 games
- Was named to the Preseason All-Big Ten Team and the No. 16 Player in the Country by ESPNW
- Finalist for the Senior CLASS Award
- All-America First Team (AP), and Second Team (ESPNW)
- Big Ten ALL-Defensive Team
- Led Big Ten with 24 double-doubles
- Collected a career-high 20 rebounds against Washington State (1/1/26)
- Named South Point shootout MOP
- Tied program scoring record with a career-high 42 points against Penn State (1/1/11)
- Became the fifth player in school history to reach 1,000 career rebounds
- Named National Player of the Week by ESPNW, Naismith and USBWA (1/1/16)
- Scored in double-figures in 27 games
- Collected 10 or more rebounds in 19 games
- Had 12 points and 11 rebounds for her 50th career double-double
- As a junior (2015-16), Named Associated Press and WBCA Honorable Mention All American
- Named to the Preseason All-Big Ten Team, the Wooden Award Preseason Top 30, Wooden Award Midseason Top 20 and the Naismith Early Season, Midseason Lists
- Became the 31st player in Maryland history to reach 1,000 career points against Indiana (1/3/0)
- As a sophomore (2014-15), started in all 39 games
- Named to the All-Big Ten First Team by the coaches and All-Big Ten Second Team by the media, as well as the Academic All-Big Ten Team
- Recorded 11 double-doubles on the season
- Helped Maryland finish the regular season 18-0 in conference play
- In her freshman year (2013-14), saw action in every game including 13 starts
- Recorded her first career double-double with 18 points

and 10 rebounds against Syracuse (1/1/6)

PERSONAL

- Daughter of Michael and Sanciarhea Jones and as three siblings – Jarred, Stephanie and Jordan
- Mother, Sanciarhea, played college volleyball at East Texas State
- Father, Michael, played college basketball at Hartford
- Brother, Jarred, played college basketball at Loyola (Md.)
- Selected to the World University Games Team in May 2015
- Team won gold in Gwangju, South Korea
- Averaged 7.7 points, 4.8 rebounds with five steals in the six- game tournament
- Ranked No. 48 player overall by Blue Star Report
- No. 7 post player and No. 55 overall player in ESPN HoopGurlz's recruit rankings
- Led team to 3A state championship as a junior



PLAYER BIOS



BRIONNA JONES-CAREER REGULAR SEASON TOTALS																
SEASON	TEAM	G	GS	MIN	FGM-A	3PM-A	FTM-A	OREB	DREB	REB	AST	STL	BLK	TO	PF	PTS
2017	CON	23	0	147	23 - 40	0 - 0	20 - 24	16	22	38	3	9	2	9	28	66
2018	CON	27	0	242	30 - 64	0 - 0	24 - 33	24	29	53	6	6	6	16	37	84
2019	CON	27	0	227	35 - 75	0 - 1	24 - 36	37	22	59	9	9	7	19	36	94
2020	CON	21	21	549	98 - 162	1 - 1	38 - 55	59	59	118	21	35	14	34	65	235
2021	CON	32	32	980	194 - 340	0 - 3	82 - 103	101	132	233	56	44	17	70	97	470
2022	CON	36	7	905	186 - 327	0 - 6	124 - 147	95	90	185	44	44	13	54	94	496
Career		166	60	3050	566 - 1008	1 - 11	312 - 398	332	355	687	139	147	59	202	357	1445

BRIONNA JONES-CAREER PLAYOFF TOTALS																
SEASON	TEAM	G	GS	MIN	FGM-A	3PM-A	FTM-A	OREB	DREB	REB	AST	STL	BLK	TO	PF	PTS
2019	CON	8	0	35	5 - 8	0 - 0	2 - 2	3	4	7	2	3	0	4	9	12
2020	CON	7	7	198	29 - 64	0 - 0	8 - 9	25	26	51	10	11	2	10	22	66
2021	CON	4	4	103	19 - 32	0 - 0	9 - 14	7	10	75	2	6	3	6	11	47
2022	CON	12	0	255	48 - 92	0 - 2	27 - 38	21	27	48	16	11	3	14	33	123
Career		31	11	591	101 - 196	0 - 2	46 - 63	56	67	123	30	31	8	34	75	248





OLIVIA NELSON-ODODA

#42

HEIGHT: 6-5

DOB: AUG. 17, 2000

SCHOOL: UCONN

ACQUIRED: DRAFTED 19TH OVERALL BY LOS ANGELES IN 2022. TRADED TO CONNECTICUT IN 2023

WEIGHT: 173LBS

SHOOTS: RIGHT

POS: CENTER

2022 SEASON (WITH LOS ANGELES)

- Appeared in 30 regular season contests, starting in six during her rookie campaign for LA.
- Ended the season with 120 points, 89 rebounds, 11 assists, nine steals and 24 blocks.
- Tallied a career-high 12 points against New York on 8/2.
- Grabbed a career high 10 rebounds and blocked a career-high four shots against New York on 8/3.

- 100 blocks in a season during her sophomore year.
- Named to the 2022 All-Big East First Team
- Named the Big East Co-Defensive Player of the Year in 2021.
- Named to Second-Team All-AAC (2020) and Second-Team All-Big East (2021)
- She led the American Athletic Conference in blocks in 2020 with 3.1 blocks per game

OVERSEAS COMPETITION

- In the 2022-23 offseason, Nelson-Ododa played for the Melbourne Boomers in the Women's National Basketball League (WNBL) in Australia.
- Averaged 10.6 points, 6.0 rebounds, 1.3 assists, 1.1 steals and 1.5 blocks per game.

PERSONAL

- Daughter of Sebastian Ododa and Heather Nelson-Ododa
- Has two brothers, Alonzo and Isiah.
- Her father, Sebastian, played basketball for Huntington University and the Kenyan National Team
- Her brother, Alonso, played collegiately for Richmond and Pitt and is currently in the NBA G League.
- Won gold at the 2019 FIBA AmeriCup as a member of the U.S. Senior Women's National Team
- Won 3x3 gold at the 2019 Pan Am Games
- Member of the 2018 U18 USA Basketball National Team... Won gold at the FIBA Americas U18 Championship in Mexico City.

COLLEGE HIGHLIGHTS

- Finished her college career with 1,179 points, 897 rebounds and 262 blocks
- Appeared in four NCAA Final Fours and the 2022 National Championship
- Two-time American Athletic Conference Champion and two-time Big East Conference Champion
- She became the fifth player in UConn history with over

REGULAR SEASON CAREER HIGHS		
PER GAME HIGHS	SEASON	CAREER
Points	12 (New York- 8/2/2022)	12 (New York- 8/2/2022)
Rebounds	10 (New York- 8/3/2022)	10 (New York- 8/3/2022)
Defensive Rebounds	7 (New York- 8/3/2022)	7 (New York- 8/3/2022)
Offensive Rebounds	4 (Seattle- 6/25/2022)	4 (Seattle- 6/25/2022)
Assists	2 (2 Times)	2 (2 Times)
Blocks	4 (New York- 8/3/2022)	4 (New York- 8/3/2022)
Steals	3 (New York- 8/2/2022)	3 (New York- 8/2/2022)
Field Goals Made	6 (New York- 8/2/2022)	6 (New York-8/2/2022)
Field Goals Attempted	7 (3 Times)	7 (3 Times)
Three Point Field Goals Made	0	0
Three Point Field Goals Attempted	0	0
Minutes Played	31 (New York- 8/3/2022)	31 (New York- 8/3/2022)



PLAYER BIOS



OLIVIA NELSON-ODODA- CAREER REGULAR SEASON TOTALS																
SEASON	TEAM	G	GS	MIN	FGM-A	3PM-A	FTM-A	OREB	DREB	REB	AST	STL	BLK	TO	PF	PTS
2022	LAS	30	6	435	47-85	0-0	26-37	34	55	89	11	9	24	30	77	120
Career		30	6	435	47-85	0-0	26-37	34	55	89	11	9	24	30	77	120





ALYSSA THOMAS

#25

HEIGHT: 6-2

DOB: APRIL 12, 1992

SCHOOL: MARYLAND

ACQUIRED: DRAFTED BY THE LIBERTY WITH THE 4TH PICK OF THE 2014 DRAFT...TRADED TO SUN AFTER BEING DRAFTED

WEIGHT: 190LBS

SHOOTS: RIGHT

POS: FORWARD

WNBA

- Has played in 239 regular season games with 230 starts.
- Career totals include 2847 points, 1665 rebounds, 830 assists, 359 steals and 67 blocks.
- Sits at fifth in scoring (2,847), second in rebounding (1633), third in assists (830), third in steals (359), and fifth in games played (239) in Connecticut Sun history.
- Recorded her first-ever triple-double (and the first in Sun history) in a win over Minnesota on 7/24 with 15 points, 10 rebounds and 12 assists.
- Notched back-to-back triple-doubles in Games 3 and 4 of the 2022 WNBA Finals, making her the first player to ever record a triple-double in a Finals games, the first player to record two triple-doubles in back to back games (regular season or playoffs) and the first player to record four triple-doubles in a single season in WNBA history (7/24, 8/2, 9/15 & 9/18).
- Quick forward can also beat defenders off the dribble
- Strong athlete
- Great jumping ability
- Can finish from difficult positions
- Very good rebounder who contests well in traffic
- Scored her 2,500th career-point against Las Vegas (5/31/22)
- Grabbed her 1,500th career-rebound against Washington (6/19/22)
- Dished out her 800th career-assist against Phoenix (8/2/22)
- Talled her 300th career-steal against New York (5/7/22)
- All-WNBA Second Team (2022)
- WNBA All-Defensive First Team (2020)
- 3x WNBA All-Defensive Second Team (2017, 2019, 2022)
- 3x WNBA All Star (2017, 2019, 2022)
- 2022 AP Comeback Player of the Year

2022 SEASON

- Appeared and started in all 36 regular season contests for Connecticut.
- Finished with 484 points, 294 rebounds, 218 assists, 62 steals and seven blocks.
- Averaged 13.4 points, 8.2 steals, 6.1 assists and 1.7 steals per game in 2022.
- Recorded two regular season triple-doubles (7/24 and 8/2), making her one of three players to record multiple triple-double in a single season in league history (Candace Parker, Sabrina Ionescu).
- Named WNBA All-Star for the third time in her career (2017, 2019, 2022).

REGULAR SEASON CAREER HIGHS

PER GAME HIGHS	SEASON	CAREER
Points	25 (New York- 5/7/2022)	28 (2 Times)
Rebounds	14 (Las Vegas- 7/17/2022)	18 (Los Angeles - 7/30/2020)
Defensive Rebounds	11 (Las Vegas- 6/2/2022)	14 (Los Angeles - 7/30/2020)
Offensive Rebounds	6 (Dallas- 5/24/2022)	8 (Phoenix - 6/19/2015)
Assists	12 (2 Times)	12 (2 Times)
Blocks	2 (Washington- 7/3/2022)	4 (San Antonio - 6/3/2017)
Steals	6 (New York- 7/19/2022)	7 (San Antonio - 7/5/2017)
Field Goals Made	10 (2 Times)	12 (Dallas - 6/26/2019)
Field Goals Attempted	18 (Chicago- 8/7/2022)	20 (Washington - 8/29/2017)
Three Point Field Goals Made	-	1 (San Antonio - 8/1/2014)
Three Point Field Goals Attempted	(2 Times)	1 (Many Times)
Minutes Played	41 (Washington- 7/3/2022)	43 (Phoenix - 9/9/2020)





- Named the AP Comeback Player of the Year after missing all but six games of the 2021 season with a torn Achilles tendon.
- 2022 AP Second Team
- 2022 All-WNBA Second Team
- 2022 WNBA All-Defensive Second Team
- 2x WNBA Eastern Conference Player of the Week (5/23, 7/25)
- 2x WNBA Eastern Conference Player of the Month (May, July)
- Moved into second in rebounding (1633), third in assists (830), third in steals (359), and fifth in games played (239) in Connecticut Sun history.
- Appeared and started in all 12 playoff contests.
- Finished the 2022 postseason with 147 points, 114 rebounds, 75 assists, 18 steals and eight blocks.
- Notched back-to-back triple-doubles in Games 3 and 4 of the 2022 WNBA Finals, making her the first player to ever record a triple-double in a Finals game, the first player to record two triple-doubles in back to back games (regular season or playoffs) and the first player to record four triple-doubles in a single season in WNBA history (7/24, 8/2, 9/15 & 9/18).
- Grabbed a postseason career-high 15 rebounds in the win over Las Vegas on 9/15.
- Moved into first all-time in postseason scoring (486), rebounding (282), assists (175) and steals (57) in Connecticut Sun franchise history.

2021 SEASON

- Missed the first 30 games of the season as she was recovering from an Achilles injury that she suffered in January 2021.
- Played in the final two regular season games and totaled 35 minutes, 11 points, 10 rebounds, four assists and one steal.
- Played in all four playoff games against Chicago Sky
- Totaled 47 points, 24 rebounds, 15 assists, 6 steals and 2 blocks throughout the series
- Averaged 11.8 points, 6 rebounds, 3.8 assists, 1.5 steals, and 0.5 blocks per game
- Recorded a double-double in the second game of the series (9/30) with 15 points and 11 rebounds, becoming her 8th double-double in playoff competition career
- Was 40.8% from the floor shooting 20-49, and 64% from the free throw line going 7-11
- Recorded 93 minutes played during the series, averaging 23 minutes per game
- Surpassed Katie Douglas to become 4th all-time in playoff career free throws made and free throws attempted in Sun playoff history, with 67 and 88 respectively
- Became 2nd all-time in Sun playoff total rebounds and defensive rebounds with a total of 168 and 115, respectively
- Improved to 2nd all-time in career playoff steals, totaling 39 during playoff competition

2020 SEASON

- Appeared in 21 of the team's 22 regular season games, starting in each of them. Also started in all seven of the Sun's playoff games. Missed her first game since the 2018 season on Sept. 3 against the Las Vegas Aces.
- Played in her 200th career regular season game. Has now appeared in 201 regular season games and has started 194 of them.
- Sits fifth in Connecticut Sun history for all-time points (2352), fifth in franchise history in games played (201) and fifth in all-time assists (608).
- Finished the season with 325 points, 190 rebounds, 101 assists and 42 steals.
- Averaged a career-high 15.5 points and 9.0 rebounds during the regular season including a career-high 4.8 assists and 2.0 steals per game.
- Matched her career-high 28 points against Washington (7/28) in the second game of the season.
- Finished the season with her 29th career double-double after recording seven during the regular season.
- Grabbed a career-high 18 rebounds against Los Angeles (7/30) in the third game of the season.
- Tallied her 1300th career rebounds and 600th career assist.
- She is 1-of-56 players in WNBA history to have amassed at least 2200 points and 1300 rebounds and 1-of-30 players with at least 2200 points, 1300 rebounds and 600 assists.
- Scored 127 points in seven games during the post season as well as 57 rebounds, 28 assists and 12 steals.
- Recorded a postseason career-high 28 points against Chicago (9/15) and matched her career-high 13 rebounds against Chicago (9/15).
- Grabbed 10 offensive rebounds and set a new WNBA playoff record.
- Tallied three double-doubles during the postseason and now has the most playoff career double-doubles in franchise history with nine.
- Named to the WNBA All-Defensive first team for the first time in her career.
- Named Eastern Conference Player of the Week (8/31)
- Named AP All-WNBA Second Team

2019 SEASON

- Appeared in 34 regular season games with 34 starts. Started in all eight post-season contests for the Sun.
- Concluded the season with 396 points, 264 rebounds, 105 assists
- Ranked sixth in the league in total rebounding and third in total steals
- Finished third on the team in points, second in rebounds, third in assists and first in steals
- Tallied 21 games with double-figures
- Finished with 12 double-doubles including five in the playoffs.





- Recorded a career-high 28 points and 12 FGM against Dallas (6/26/19)
- Set a WNBA finals record for total assists with 38.
- Set a WNBA finals record for assists in a quarter after recording seven against the Washington Mystics in game four of the series. Thomas also tied the WNBA finals record for assists in a half with eight.
- Set a new record for total minutes in a WNBA finals series with 196:29 total minutes played.
- Averaged 18.4 points, 9.2 rebounds, 7.6 assists and is the only player to average 15+ points, 7+ rebounds, and 7+ assists in the WNBA finals.
- Combined for 75 total points in game two of the WNBA Finals which set a new finals record for points scored by three players on the same team in a regulation game. (Alyssa Thomas [21], Jonquel Jones [32], Courtney Williams [22])
- Named a 2019 WNBA All-Star
- Selected to 2019 WNBA All-Defensive Second Team

2018 SEASON

- Started in all 24 regular season contests for the Sun.
- Finished the season with 248 points, 195 rebounds, 101 assists
- Finished second on the team in rebounds, third in steals and top five in scoring
- Recorded six double-doubles and reached double-figures in 14 contests
- Tallied a career-high 10 assists against Phoenix (7/13/18)

2017 SEASON

- Appeared in 33 games with 33 starts
- Missed game at Indiana (5/20) because of concussion protocol
- Averaged career-high 14.8 points
- Led the Sun with career highs of 147 assists, 188 made field goals, 52 steals and 982 minutes
- Second on the team with career-highs of 225 rebounds, 114 made free throws and 13 blocks
- Had five double-doubles
- Had at least five assists in 20 games
- Had five games with at least eight assists
- Had a career-high 26 points with 10 rebounds and five assists at Washington (8/29)
- Had a career-high 13 rebounds against Dallas (8/12)
- Tied a franchise record with a career-high seven steals at San Antonio (7/5)
- Had a career-high nine assists against Seattle (6/29)
- Scored in double figures 27 times, including streaks of 14 games and 12 games in a row
- Scored 1,000th career point against Minnesota (6/17)
- Earned first WNBA All Star selection
- Selected to 2017 WNBA All-Defensive Second Team
- Twice named Eastern Conference Player of the Week

2016 SEASON

- Appeared in 31 games with 31 starts
- Missed three games with a concussion suffered at Atlanta (6/12)
- Set new career highs for points (343), scoring average (11.1 ppg.), rebounds (187), rebound average (6.0 rpg.), assists (70), assist average (2.3 apg.), steals (44), field goals (130), free throw attempts (131) and field goal percentage (48.7)
- Had two double-doubles
- Scored in double-figures 19 times
- Had season-high 12 rebounds against Los Angeles (7/15)
- Had season-high seven assists twice

2015 SEASON

- Appeared in 24 games with 23 starts
- Missed 10 games with shoulder injury suffered against Tulsa (8/12)
- Returned to average nine points and six rebounds in last two games
- Second on the team in rebound average (5.3 rpg.)
- Third on the team in scoring average (8.8 ppg.)
- Led the Sun in free throws made (72) and attempted (104), despite missing 10 games
- Led the Sun in offensive rebounds (61)
- Tied a then career-high with 11 rebounds at Washington (8/9)
- Had a career-high eight offensive rebounds at Phoenix (6/19)
- Had a career high eight defensive rebounds at Los Angeles (6/21)
- Had 12 double-figure scoring games, including four in a row from June 11-19th
- Played career-high 40 minutes at Phoenix (6/19)
- Had 12 games with five or more rebounds
- Averaged over seven rebounds during six-game stretch from 6/16-7/2

2014 SEASON

- Appeared in 34 games with 28 starts
- Was second on the team in minutes (927)
- One of the top rookies in the Class of 2014
- Voted to WNBA All-Rookie team
- Ranked third on the Sun in rebounds (5.1 per game), and fourth on the team in scoring (10 ppg.)
- Reached double figures 15 times, including eight of the last nine games
- Scored a career-high 24 points against Tulsa (7/3)
- Collected first double-double with 23 points and a career-high 11 rebounds in a victory over Chicago (6/25)
- Had 18 games with five or more rebounds
- Averaged 16 points and 10.1 rebounds per game in Turkey for Yakin Dogu in 2015-16
- Played in South Korea during the 2014-15 offseason for KEB Hanabank Bucheon





- Averaged 19.0 points, 11.1 rebounds and 3.6 assists in 30 game

OVERSEAS COMPETITION

- Thomas spent the 2021-2022 offseason competing in the Czech League with USK Praha. She averaged 12.6 points, 9 rebounds, 6.1 assists, and 2.7 steals per game, and notched eight double-doubles, one triple-double, and one quadruple-double. In February, Thomas was named the EuroLeague MVP of the Month, while she averaged 18 points, 13 rebounds, 7 assists, and 1.5 steals throughout the month. She helped the team to the Czech League Championship, and also finished 4th overall in EuroLeague competition.
- Thomas also represented USA Basketball in the FIBA Women's Basketball World Cup Qualifying Tournament, where she posted 12 points, 10 rebounds, 10 assists, and 6 steals across two competitions. She led in steals, was second in assists, and tied for third in rebounding during the run.
- During the 2020-2021 run, Thomas played in three games with the team before she suffered a season ending achilles injury. Prior to the injury, Thomas averaged 15.7 ppg, 13.7 rpg snf 8.0 apg. Her team finished with a ZBL title.
- The 2019-2020 season was another successful one for Thomas as she led in two categories and was second in another. She led her team in ppg and rpg with 18.3 and 11.4. Thomas was second in apg with 4.2. Thomas also led the league with most points scored in a single game with 31 and was second in rebounds when she pulled down 19 in a single game.
- During her 2018-2019 off-season, Alyssa Thomas played with ZVVZ USK Praha. In 2018-2019, Thomas led her team in three categories, points per game, rebounds per game and assists per game. She finished with 16.9 ppg, 10.4 rpg and 4.6 apg.
- Returned to South Korea for the 2016-17 offseason, averaging 15.3 points and 10.3 rebounds in 28 games for Samsung Life Blue Minx

COLLEGE HIGHLIGHTS

- Three-time AAC Player of the Year
- Two-time WBCA Coaches' All-American
- First Team AP All-American as a senior
- Second Team AP All-American as a junior
- 2011 AAC Rookie of the Year
- Wrapped up her career at Maryland as the all-time leader in eight statistical categories – games started (135), points (2,356), points per game (17.5), field goals made (890), field goals attempted (1,868), free throws made (557), rebounds (1,235) and double-doubles (60)
- Her scoring and rebounding totals are the most for any Maryland player, male or female
- Had six triple-doubles in her career

- Is just one of three players in NCAA history to have six or more triple-doubles in her career
- Three-time All-ACC Tournament Team member
- ACC Tournament MVP in 2012
- Nine-time ACC Player of the Week
- Seven time ACC Rookie of the Week as a freshman
- Ninth player in Maryland program history to have her jersey honored in the rafters on March 2, 2014
- Helped lead the Terrapins to a record of 109-28 during her career, including four NCAA Tournament appearances, three Sweet Sixteens, two Elite Eights and the 2014 Final Four

PERSONAL

- Daughter of Bobby Thomas and Tina Klotzbeecher-Thomas
- Has two siblings, Devin and Alexia
- Devin played basketball at Wake Forest
- Alyssa's block vs. Duke was No. 1 three days later
- Family Science major
- Sports hero is Michael Jordan
- 2010 Parade All-American 1st team
- Unanimous 2010 ESPN All-American
- 2010 USA Today All-American
- 2010 Pennsylvania AAAA State Player of the Year
- Three-time Penn. AAAA 1st team All-State (2008, '09, '10)
- Averaged 24.3 points per game and 12.8 rebounds per game as a senior
- Finished as school's all-time leading scorer accumulating 2,291 points
- Amassed 1,390 rebounds, 452 assists and 372 steals
- Part of high school's all-time winningest class with 106 victories in four years
- Made All-District all four years
- District MVP in 2009 and 2010





ALYSSA THOMAS-CAREER REGULAR SEASON TOTALS

SEASON	TEAM	G	GS	MIN	FGM-A	3PM-A	FTM-A	OREB	DREB	REB	AST	STL	BLK	TO	PF	PTS
2014	CON	34	28	927	126 - 290	2 - 6	87 - 115	63	111	174	51	35	7	58	70	340
2015	CON	24	23	623	69 - 168	0 - 0	72 - 104	61	65	126	33	29	5	42	65	210
2016	CON	31	31	840	130 - 267	0 - 0	83 - 131	62	125	187	70	44	6	75	81	343
2017	CON	33	33	982	188 - 369	0 - 3	114 - 201	47	178	225	147	52	13	98	105	490
2018	CON	24	24	734	98 - 211	0 - 1	52 - 95	47	148	195	101	28	10	48	69	248
2019	CON	34	34	1026	168 - 333	0 - 1	60 - 121	83	181	264	105	66	13	69	96	396
2020	CON	21	21	689	122 - 244	0 - 1	81 - 118	39	151	190	101	42	6	52	59	325
2021	CON	2	0	35	4 - 15	0 - 0	3 - 4	1	9	10	4	1	0	3	4	11
2022	CON	36	36	1154	188 - 376	0 - 2	108 - 148	74	220	294	218	62	7	103	101	484
Career		239	230	7010	1093 - 2273	1 - 13	660 - 1037	477	1188	1665	830	359	67	548	650	2847

ALYSSA THOMAS-CAREER PLAYOFF TOTALS

SEASON	TEAM	G	GS	MIN	FGM-A	3PM-A	FTM-A	OREB	DREB	REB	AST	STL	BLK	TO	PF	PTS
2017	CON	1	1	32	8 - 12	0 - 0	4 - 6	3	7	10	1	2	0	6	4	20
2018	CON	1	1	35	7 - 13	0 - 0	3 - 3	1	2	3	3	0	0	1	3	17
2019	CON	8	8	296	50 - 94	0 - 0	28 - 36	18	56	74	53	19	1	17	32	128
2020	CON	7	7	227	51 - 99	0 - 0	25 - 32	21	36	57	28	12	3	15	22	127
2021	CON	4	0	93	20 - 49	0 - 1	7 - 11	10	14	24	15	6	2	5	9	47
2022	CON	12	12	402	64 - 135	0 - 1	19 - 33	28	86	114	75	18	8	30	29	147
Career		33	29	1085	200 - 402	0 - 2	86 - 121	81	201	282	175	57	14	74	99	486







Through August 14 (25-11)

CONNECTICUT SUN

2022 REGULAR SEASON STATISTICS

PLAYER	G	GS	MIN	-FIELD GOALS-			-3-POINT FG--			-FREE THROWS-			--REBOUNDS--					PTS	AVG				
				FG	FGA	PCT	FG	FGA	PCT	FT	FTA	PCT	OFF	DEF	TOT	AST	PF			DQ	STL	TO	BLK
Jo. Jones	33	32	871	176	343	.513	41	111	.369	89	111	.802	85	198	283	59	89	1	35	85	38	482	14.6
B. Jones	36	7	905	186	327	.569	0	6	.000	124	147	.844	95	90	185	44	94	0	44	54	13	496	13.8
Bonner	33	33	991	156	355	.439	46	140	.329	86	104	.827	25	131	156	91	59	0	41	52	11	444	13.5
A. Thomas	36	36	1154	188	376	.500	0	2	.000	108	148	.730	74	220	294	218	101	0	62	103	7	484	13.4
C. Williams	34	34	950	165	387	.426	22	65	.338	27	36	.750	30	126	156	111	54	1	33	57	14	379	11.1
Hiedeman	36	31	901	118	274	.431	69	168	.411	24	30	.800	6	57	63	118	66	0	42	47	4	329	9.1
Sims (TOT)	7	0	145	17	53	.321	4	15	.267	10	15	.667	2	11	13	20	11	0	8	12	2	48	6.9
Sims (CT)	5	0	91	10	30	.333	3	11	.273	6	6	1.000	1	5	6	13	7	0	7	7	0	29	5.8
Carrington	36	2	631	84	203	.414	19	62	.306	57	76	.750	38	74	112	38	70	0	29	59	4	244	6.8
J. Thomas	5	5	109	8	30	.267	5	13	.385	12	13	.923	2	9	11	15	7	0	3	7	1	33	6.6
Anderson	11	0	101	12	26	.462	4	10	.400	7	7	1.000	3	6	9	12	14	0	3	11	2	35	3.2
Hartley (TOT)	13	0	123	14	37	.378	7	17	.412	4	6	.667	1	11	12	14	7	0	4	10	0	39	3.0
Hartley (CT)	3	0	36	5	11	.455	4	8	.500	0	0	---	0	2	2	4	2	0	3	1	0	14	4.7
Clouden	28	0	250	18	53	.340	12	29	.414	10	17	.588	2	21	23	21	26	0	6	12	1	58	2.1
Holmes	26	0	205	19	61	.311	5	22	.227	10	13	.769	6	29	35	12	20	0	8	19	2	53	2.0
S. Jones (TOT)	5	0	27	3	8	.375	1	2	.500	2	2	1.000	1	1	2	2	5	0	1	0	0	9	1.8
S. Jones (CT)	2	0	8	0	1	.000	0	0	---	2	2	1.000	0	0	0	1	1	0	0	0	0	2	1.0
K. Williams (TOT)	4	0	29	2	8	.250	1	4	.250	0	0	---	0	2	2	5	1	0	0	2	0	5	1.3
K. Williams (CT)	1	0	3	0	0	---	0	0	---	0	0	---	0	0	0	0	0	0	0	0	0	0	0.0
Ja. Jones	7	0	44	2	7	.286	0	2	.000	2	5	.400	0	1	1	1	5	0	2	3	0	6	0.9
SUN	36	-	7250	1147	2484	.462	230	649	.354	564	715	.789	367	969	1336	758	615	2	318	562	97	3088	85.8
OPPONENTS	36	-	7250	1036	2362	.439	263	801	.328	464	577	.804	250	794	1044	696	680	7	277	590	132	2799	77.8

PLAYER	-- SINGLE-GAME HIGHS --							----- AVERAGE PER GAME -----							-CAREER HIGHS (C=SET, T=TIED THIS SEASON)-						
	MIN	REB	AST	ST	TO	BL	PTS	MIN	REB	AST	STL	TO	BLK	PTS	FG	FGA	FT	FTA	REB	AST	PTS
Jo. Jones	37	16	6	5	6	4	25	26.4	8.6	1.8	1.06	2.6	1.15	14.6	12	23C	11	14	22	7	31
B. Jones	36	9	4	4	5	3	21	25.1	5.1	1.2	1.22	1.5	0.36	13.8	8C	14C	5C	6C	10	2C	18C
Bonner	37	10	8	5	4	2	23	30.0	4.7	2.8	1.24	1.6	0.33	13.5	12	28	13	14	16	8C	38
A. Thomas	41	14	12	6	9	2	25	32.1	8.2	6.1	1.72	2.9	0.19	13.4	12	20	9	13	18	12C	28
C. Williams	40	10	7	3	5	2	25	28.0	4.6	3.3	0.97	1.7	0.41	11.1	15	29	5	7	14	9	34
Hiedeman	40	5	7	5	5	1	19	25.0	1.8	3.3	1.17	1.3	0.11	9.1	8	17	5	6	8	9	19T
Sims (TOT)	28	4	4	3	5	1	13	20.8	1.9	2.9	1.14	1.7	0.29	6.9	15	27	15	16	7	13	39
Sims (CT)	26	2	4	3	5	0	13	18.2	1.2	2.6	1.40	1.4	0.00	5.8							
Carrington	32	8	4	3	4	1	18	17.5	3.1	1.1	0.81	1.6	0.11	6.8	3C	6C	2C	2C	4C	1C	8C
J. Thomas	30	4	4	2	4	1	13	21.8	2.2	3.0	0.60	1.4	0.20	6.6	12	20	8	9	9	11	30
Anderson	18	4	4	1	3	1	9	9.2	0.8	1.1	0.27	1.0	0.18	3.2	3C	6C	5C	5C	4C	4C	9C
Hartley (TOT)	19	3	2	2	3	0	11	9.5	0.9	1.1	0.31	0.8	0.00	3.0	11	18	8	8	6	9	27
Hartley (CT)	19	1	2	2	1	0	11	12.1	0.7	1.3	1.00	0.3	0.00	4.7							
Clouden	20	3	4	2	2	1	7	8.9	0.8	0.8	0.21	0.4	0.04	2.1	2C	6C	2C	2C	3C	4C	7C
Holmes	18	5	3	3	2	1	9	7.9	1.3	0.5	0.31	0.7	0.08	2.0	6	17	2T	3C	13	3T	13
S. Jones (TOT)	16	1	1	1	0	0	5	5.3	0.4	0.4	0.20	0.0	0.00	1.8	2T	7	2C	2T	5	1T	5T
S. Jones (CT)	5	0	1	0	0	0	2	4.0	0.0	0.5	0.00	0.0	0.00	1.0							
K. Williams (TOT)	14	2	3	0	1	0	5	7.3	0.5	1.3	0.00	0.5	0.00	1.3	2C	7C	1	1	2T	3C	5C
K. Williams (CT)	3	0	0	0	0	0	0	2.8	0.0	0.0	0.00	0.0	0.00	0.0							
Ja. Jones	13	1	1	2	1	0	4	6.2	0.1	0.1	0.29	0.4	0.00	0.9	8	16	7	10	10	6	24
SUN	225	54	30	16	23	7	105	201.4	37.1	21.1	8.83	15.6	2.69	85.8	46	96	35	47	53C	30C	110
OPPONENTS	225	38	29	13	32	8	95	201.4	29.0	19.3	7.69	16.4	3.67	77.8	43	96	33	44	62	35	111





* CONNECTICUT SUN										
Date	Opponent	Team/Opp	Home	Road	Total	High Scoring	High Rebounds	High Assists	Opponent Scoring	Atten.
May 7	@New York	L 74- 81	0-0	0-1	0-1	A. Thomas-25	A. Thomas-7	Hedeman-6	Tanana-25	6,824
May 14	LOS ANGELES	W 77- 68	1-0	0-1	1-1	A. Thomas-21	Jo. Jones-12	A. Thomas-5	N. Agnewke-12	5,624
May 17	@New York	W 80- 65	1-0	1-1	2-1	Bonner-16	Jo. Jones-6	Tied with-7	Canada 12	7,874
May 20	INDIANA	W 84- 85	2-0	1-1	3-1	Jo. Jones-19	Jo. Jones-8	Hedeman-4	S. Mitchell 1-21	4,420
May 23	@Indiana	W 80- 78	2-0	2-1	4-1	A. Thomas-15 B. Jones 18	Jo. Jones-9	A. Thomas-6	Wolans-15	2,612
May 24	DALLAS	L 77- 85	2-1	2-1	4-2	Jo. Jones-17 A. Thomas 15 B. Jones-11	Jo. Jones-12	A. Thomas-9	Haney-20	4,188
May 26	DALLAS	W 89- 88	3-1	2-1	5-2	Bonner 18	B. Jones 7	Hedeman 5	Labally 18	4,988
May 28	WASHINGTON	W 74- 71	4-1	2-1	6-2	C. Williams-14 A. Thomas 14 Bonner-14	A. Thomas-10	C. Williams-7	Starks-11 Burke 15	5,452
May 31	@Las Vegas	L 81- 89	4-1	2-2	6-3	Bonner 14	Jo. Jones 15	A. Thomas 6	Wilson 24	4,622
Jun 2	@Las Vegas	W 87- 88	4-1	3-2	7-3	Jo. Jones-20	A. Thomas-12	C. Williams-6	Yang-26	7,081
Jun 5	@Phoenix	W 80- 80	4-1	4-2	8-3	Jo. Jones-24	A. Thomas-10	A. Thomas-7	Thomas-12	7,158
Jun 6	@Seattle	W 83- 86	4-1	5-2	9-3	Jo. Jones 25	A. Thomas 11	A. Thomas 11	Harvey 19	11,368
Jun 8	INDIANA	W 80- 69	5-1	5-2	10-3	B. Jones-10	Jo. Jones-9	A. Thomas-5	M. Smith-19	4,850
Jun 10	INDIANA	W 80- 69	5-1	5-2	10-3	B. Jones-10	Jo. Jones-9	A. Thomas-5	M. Smith-19	4,850
Jun 10	CHICAGO	L 74- 87	5-2	5-2	10-4	B. Jones-20	Jo. Jones-14	A. Thomas-8	Hedeman-26	4,016
Jun 13	ATLANTA	W86- 92	6-2	5-2	11-4	C. Williams 20	Jo. Jones 9	A. Thomas 6	Curt 21	4,824
Jun 17	SEATTLE	W 83- 71	7-2	5-2	12-4	Bonner-20	Jo. Jones-11	A. Thomas-8	Stewart-14	7,850
Jun 19	@Washington	L 85- 71	7-2	5-3	12-5	Jo. Jones 15	Jo. Jones 15	A. Thomas 3	Collins-Dunn 15	2,959
Jun 22	NEW YORK	L 77- 81	7-3	5-3	12-6	C. Williams-16	Jo. Jones-11	A. Thomas-5	Dalton-16	4,672
Jun 25	@Atlanta	W 72- 81	7-3	6-3	13-6	C. Williams 17	A. Thomas 11	A. Thomas 8	McDonald 17	2,722
Jun 29	@Chicago	L 87- 91	7-3	6-4	13-7	Jo. Jones-24	Jo. Jones-11	Hedeman-7	Parker-21	6,789
Jul 1	WASHINGTON	W 74- 72(OT)	8-3	6-4	14-7	A. Thomas 25	A. Thomas 9	Hedeman 5	Atkins 18	5,814
Jul 1	@Dallas	L 71- 82	8-3	6-5	14-8	C. Williams-21	Jo. Jones-7	A. Thomas-6	Opentunwa-20	7,447
Jul 13	@Indiana	W 89- 81	8-3	7-5	15-8	Jo. Jones 20	Jo. Jones 14	A. Thomas 7	S. Mitchell 21	2,212
Jul 15	@Atlanta	W 87- 60	8-3	8-5	16-8	Jo. Jones-21	Jo. Jones-6	A. Thomas-5	Hayes-10	2,402
Jul 17	LAS VEGAS	L 85- 91	8-4	8-5	16-9	Bonner 19	A. Thomas 14	A. Thomas 6	Flint 21	6,814
Jul 19	NEW YORK	W 82- 67	9-4	8-5	17-9	B. Jones-21	A. Thomas-11	C. Williams-6	Tanana-11	6,380
Jul 22	@Minnesota	W 84- 84	9-4	9-5	18-9	Bonner 20	A. Thomas 10	A. Thomas 11	Powers 14	8,521
Jul 24	@Minnesota	W 86- 79	9-4	10-5	19-9	Hedeman-19	A. Thomas-10	Bonner-5	Powers-17	7,371
Jul 26	SEATTLE	W 88- 85	10-4	10-5	20-9	A. Thomas 19	Bonner 10	A. Thomas 11	Stewart 17	9,157
Jul 31	CHICAGO	L 80- 85(OT)	10-5	10-5	20-10	Bonner-21	Bonner-9	A. Thomas-8	Casper-22	6,274
Aug 2	PHOENIX	W 87- 67	11-5	10-5	21-10	Hedeman-16	B. Jones 9	A. Thomas-12	Giggin-Smitz-15	6,178
Aug 4	PHOENIX	W 77- 64	12-5	10-5	22-10	Jo. Jones-14	A. Thomas-11	A. Thomas-6	Cunningham 15	6,215
Aug 7	@Sacramento	L 81- 94	12-5	10-6	22-11	Bonner 18	Jo. Jones 10	Bonner 5	Vanderloot 20	8,224
Aug 9	@Los Angeles	W 87- 71	12-5	11-6	23-11	Jo. Jones-21	Jo. Jones-10	A. Thomas-7	Sykes-10	5,759
Aug 11	@Los Angeles	W 85- 89	12-5	12-6	24-11	A. Thomas 18	A. Thomas 9	Bonner 7	Sykes 18	4,987
Aug 14	MINNESOTA	W 88- 87	11-5	12-6	23-11	A. Thomas-16	A. Thomas-7	A. Thomas-5	Allen-26	7,459
								Hedeman 5		





PLAYER	MINUTES	FIELD GOALS	FREE THROWS	----- OFFENSIVE	REBOUNDS DEFENSIVE	----- TOTAL	ASSISTS	STEALS	TURNOVERS	BLOCKED SHOTS	POINTS
YVONNE ANDERSON	18C(2) MAY. 24 vs Dal.	3C MAY. 24 vs Dal.	5C MAY. 22 at Ind.	2C MAY. 26 vs Dal.	2C(2) MAY. 28 vs Wash.	4C MAY. 26 vs Dal.	4C MAY. 24 vs Dal.	1C(3) MAY. 31 at L.V.	3C MAY. 14 vs L.A.	1C(2) MAY. 28 vs Wash.	9C MAY. 22 at Ind.
DEWANNA BONNER	37 (3) JUL. 31 vs Chi.	9 JUL. 31 vs Chi.	8 JUL. 17 vs L.V.	3 AUG. 2 vs Phoe.	10 (2) JUL. 28 vs Sea.	10 (2) JUL. 28 vs Sea.	8C JUL. 24 at Minn.	5 JUL. 24 at Minn.	4 JUN. 3 at Phoe.	2 MAY. 28 vs Wash.	23 JUL. 31 vs Chi.
DIJONAI CARRINGTON	32C MAY. 7 at N.Y.	5C(4) JUL. 19 vs N.Y.	6C JUL. 19 vs N.Y.	4C MAY. 7 at N.Y.	6C AUG. 9 at L.A.	8C AUG. 9 at L.A.	4C AUG. 7 at Chi.	3C(2) JUN. 8 vs Ind.	4C(2) AUG. 4 vs Phoe.	1C(4) AUG. 9 at L.A.	18C JUL. 19 vs N.Y.
NIA CLOUDEN	20C AUG. 4 vs Phoe.	2C(5) AUG. 11 at L.A.	2C(3) AUG. 9 at L.A.	1C(2) JUL. 31 vs Chi.	3C(2) AUG. 9 at L.A.	3C(2) AUG. 9 at L.A.	4C JUN. 15 vs Atl.	2C MAY. 14 vs L.A.	2C(3) AUG. 7 at Chi.	1C MAY. 14 vs L.A.	7C(2) JUN. 19 at Wash.
BRIA HARTLEY Ind.-Ct.	19 JUL. 22 at Minn.	4 (2) JUL. 22 at Minn.	3 JUN. 10 vs N.Y.	1 JUN. 1 at N.Y.	3 JUL. 5 vs Sea.	3 JUL. 5 vs Sea.	2 (5) JUL. 22 at Minn.	2 JUL. 22 at Minn.	3 JUL. 5 vs Sea.	0	11 JUL. 22 at Minn.
BRIA HARTLEY Ct.	19 JUL. 22 at Minn.	4 JUL. 22 at Minn.	0	0	1 (2) JUL. 24 at Minn.	1 (2) JUL. 24 at Minn.	2 (2) JUL. 22 at Minn.	2 JUL. 22 at Minn.	1 JUL. 19 vs N.Y.	0	11 JUL. 22 at Minn.
NATISHA HIEDEMAN	40C JUL. 3 vs Wash.	6 (4) AUG. 2 vs Phoe.	3 (4) JUL. 15 at Atl.	2 JUN. 29 at Chi.	5 JUN. 26 at Atl.	5 (2) AUG. 14 vs Minn.	7 JUN. 29 at Chi.	5C JUL. 3 vs Wash.	5C JUN. 26 at Atl.	1T(4) AUG. 14 vs Minn.	19T JUL. 24 at Minn.
JOYNER HOLMES	18 (2) JUN. 15 vs Atl.	4 JUN. 15 vs Atl.	2T(4) AUG. 11 at L.A.	2 (2) JUL. 22 at Minn.	4 (2) AUG. 11 at L.A.	5 (2) AUG. 11 at L.A.	3T JUN. 15 vs Atl.	3C JUN. 15 vs Atl.	2 (5) AUG. 14 vs Minn.	1T(2) JUL. 19 vs N.Y.	9 JUN. 15 vs Atl.
BRIONNA JONES	36C MAY. 7 at N.Y.	9C(2) JUL. 19 vs N.Y.	9C JUN. 5 at Sea.	6C(2) JUN. 8 vs Ind.	7C JUN. 5 at Sea.	9 (3) AUG. 4 vs Phoe.	4C(2) JUL. 17 vs L.V.	4C MAY. 14 vs L.A.	5C JUL. 17 vs L.V.	3C MAY. 7 at N.Y.	21C(2) JUL. 19 vs N.Y.

2022 HIGH GAMES

PLAYER	MINUTES	FIELD GOALS	FREE THROWS	----- OFFENSIVE	REBOUNDS DEFENSIVE	----- TOTAL	ASSISTS	STEALS	TURNOVERS	BLOCKED SHOTS	POINTS
JAZMINE JONES	13 JUL. 15 at Atl.	2 JUL. 15 at Atl.	1 (2) JUN. 26 at Atl.	0	1 JUL. 17 vs L.V.	1 JUL. 17 vs L.V.	1 JUN. 15 vs Atl.	2 JUL. 13 at Ind.	1 (3) JUL. 15 at Atl.	0	4 JUL. 15 at Atl.
JONQUEL JONES	37 JUN. 29 at Chi.	10 (2) JUN. 29 at Chi.	9 (2) JUL. 15 at Atl.	7 JUN. 29 at Chi.	11 (3) JUN. 10 vs Chi.	16 JUN. 19 at Wash.	6 JUN. 5 at Sea.	5T JUN. 29 at Chi.	6T MAY. 7 at N.Y.	4 JUL. 13 at Ind.	25 JUN. 5 at Sea.
STEPHANIE JONES Was.-Ct.	16T MAY. 8 at Minn.	2T MAY. 8 at Minn.	2C MAY. 31 at L.V.	1 MAY. 10 vs L.V.	1 MAY. 8 at Minn.	1 (2) MAY. 10 vs L.V.	1T(2) JUN. 3 at Phoe.	1T MAY. 8 at Minn.	0	0	5T MAY. 8 at Minn.
STEPHANIE JONES Ct.	5 JUN. 3 at Phoe.	0	2C MAY. 31 at L.V.	0	0	0	1T JUN. 3 at Phoe.	0	0	0	2 MAY. 31 at L.V.
ODYSSEY SIMS Min.-Ct.	28 MAY. 6 at Sea.	5 AUG. 7 at Chi.	3 MAY. 6 at Sea.	1 (2) AUG. 4 vs Phoe.	3 (2) MAY. 8 vs Wash.	4 MAY. 6 at Sea.	4 (4) AUG. 14 vs Minn.	3 AUG. 9 at L.A.	5 AUG. 9 at L.A.	1 (2) MAY. 8 vs Wash.	13 AUG. 7 at Chi.
ODYSSEY SIMS Ct.	26 AUG. 9 at L.A.	5 AUG. 7 at Chi.	2 (3) AUG. 11 at L.A.	1 AUG. 4 vs Phoe.	2 (2) AUG. 11 at L.A.	2 (2) AUG. 11 at L.A.	4 (3) AUG. 14 vs Minn.	3 AUG. 9 at L.A.	5 AUG. 9 at L.A.	0	13 AUG. 7 at Chi.
ALYSSA THOMAS	41 JUL. 3 vs Wash.	10 (2) MAY. 14 vs L.A.	7 (4) JUL. 24 at Minn.	6 MAY. 24 vs Dal.	11 JUN. 2 at L.V.	14 JUL. 17 vs L.V.	12C(2) JUL. 22 at Minn.	6 JUL. 19 vs N.Y.	9C JUL. 17 vs L.V.	2 JUL. 3 vs Wash.	25 MAY. 7 at N.Y.
JASMINE THOMAS	30 MAY. 14 vs L.A.	3 MAY. 7 at N.Y.	6 MAY. 7 at N.Y.	1 (2) MAY. 20 vs Ind.	4 MAY. 7 at N.Y.	4 (2) MAY. 14 vs L.A.	4 MAY. 14 vs L.A.	2 MAY. 17 at N.Y.	4 MAY. 7 at N.Y.	1 MAY. 7 at N.Y.	13 MAY. 7 at N.Y.
COURTNEY WILLIAMS	40 JUL. 5 at Dal.	12 JUL. 5 at Dal.	4 AUG. 2 vs Phoe.	3 (4) AUG. 7 at Chi.	7 (2) JUN. 26 at Atl.	10 JUN. 26 at Atl.	7 MAY. 28 vs Wash.	3 (4) JUL. 28 vs Sea.	5 JUN. 26 at Atl.	2 JUN. 17 vs Sea.	25 JUL. 5 at Dal.







Through September 19 (26-6)

CONNECTICUT SUN

2021 REGULAR SEASON STATISTICS

PLAYER				-FIELD GOALS-			-3-POINT			FG--			-FREE THROWS-			--REBOUNDS--					PTS	AVG	
	G	GS	MIN	FG	FGA	PCT	FG	FGA	PCT	FT	FTA	PCT	OFF	DEF	TOT	AST	PF	DQ	STL	TO			BLK
J. Jones	27	27	856	192	373	.515	42	116	.362	97	121	.802	67	236	303	75	84	0	34	78	34	523	19.4
Bonner	32	32	1022	159	403	.395	44	139	.317	124	139	.892	21	184	205	110	52	0	40	69	23	486	15.2
B. Jones	32	32	980	194	340	.571	0	3	.000	82	103	.796	101	133	234	56	97	1	44	70	17	470	14.7
J. Thomas	30	30	887	113	293	.386	42	105	.400	49	56	.875	13	60	73	121	53	0	39	67	6	317	10.6
Hiedeman	32	5	644	78	195	.400	51	128	.398	35	50	.700	6	52	58	60	61	1	27	30	6	242	7.6
January	29	29	877	71	167	.425	27	71	.380	33	38	.868	9	33	42	89	58	0	25	52	4	202	7.0
A. Thomas	2	0	35	4	15	.267	0	0	---	3	4	.750	1	9	10	4	4	0	1	3	0	11	5.5
Charles	30	4	489	49	133	.368	10	33	.303	21	24	.875	33	51	84	33	59	1	14	26	11	129	4.3
Cannon	5	0	58	8	17	.471	4	8	.500	1	2	.500	5	10	15	4	10	0	0	5	1	21	4.2
Carrington	24	1	221	27	82	.329	3	21	.143	11	15	.733	15	32	47	12	37	0	13	22	3	68	2.8
Mompremier	32	0	275	26	53	.491	0	0	---	5	12	.417	28	49	77	7	44	0	12	18	8	57	1.8
S. Jones	18	0	99	12	29	.414	0	1	.000	1	2	.500	12	10	22	3	9	0	2	3	1	25	1.4
Goodman	1	0	3	0	0	---	0	0	---	0	0	---	0	0	0	1	1	0	0	0	0	0	0.0
Walker-Kimbrough	1	0	4	0	0	---	0	0	---	0	0	---	0	1	1	0	1	0	0	1	1	0	0.0
SUN	32	-	6450	933	2100	.444	223	625	.357	462	566	.816	311	860	1171	575	570	3	251	484	115	2551	79.7
OPPONENTS	32	-	6450	817	1998	.409	201	648	.310	402	488	.824	188	687	875	538	576	2	226	458	148	2237	69.9

PLAYER	-- SINGLE-GAME HIGHS --							----- AVERAGE PER GAME -----							-CAREER HIGHS (C=SET, T=TIED THIS SEASON)-						
	MIN	REB	AST	ST	TO	BL	PTS	MIN	REB	AST	STL	TO	BLK	PTS	FG	FGA	FT	FTA	REB	AST	PTS
J. Jones	41	17	5	3	6	3	31	31.7	11.2	2.8	1.26	2.9	1.26	19.4	12C	19T	11	14	22	7	31C
Bonner	42	13	7	4	4	3	31	31.9	6.4	3.4	1.25	2.2	0.72	15.2	12	28	13	14	16	7T	38
B. Jones	38	15	4	4	6	2	34	30.6	7.3	1.8	1.38	2.2	0.53	14.7	14C	19C	6C	7T	15C	4C	34C
J. Thomas	41	9	9	4	5	2	21	29.6	2.4	4.0	1.30	2.2	0.20	10.6	12	20	8	9	9T	11	30
Hiedeman	37	8	6	4	3	1	19	20.1	1.8	1.9	0.84	0.9	0.19	7.6	8C	17	5C	6C	8C	9	19C
January	40	4	6	3	4	1	19	30.2	1.4	3.1	0.86	1.8	0.14	7.0	8	18	14	15	7	10	23
A. Thomas	18	7	3	1	2	0	6	17.4	5.0	2.0	0.50	1.5	0.00	5.5	12	20	9	13	17	10	28
Charles	32	12	4	3	3	2	15	16.3	2.8	1.1	0.47	0.9	0.37	4.3	6C	11C	6C	6C	12C	4C	15C
Cannon	14	5	2	0	3	1	8	11.5	3.0	0.8	0.00	1.0	0.20	4.2	8	20	7	8	10	5	19
Carrington	20	7	3	3	3	1	14	9.2	2.0	0.5	0.54	0.9	0.13	2.8	4C	8C	6C	6C	7C	3C	14C
Mompremier	18	11	1	2	2	2	6	8.6	2.4	0.2	0.38	0.6	0.25	1.8	3T	8	3	7	16	1T	7
S. Jones	16	5	1	1	1	1	5	5.5	1.2	0.2	0.11	0.2	0.06	1.4	2C	7C	1C	2C	5C	1C	5C
Goodman	3	0	1	0	0	0	0	3.2	0.0	1.0	0.00	0.0	0.00	0.0	0C	0C	0C	0C	0C	1C	0C
Walker-Kimbrough	4	1	0	0	1	1	0	4.2	1.0	0.0	0.00	1.0	1.00	0.0	7	12	7	8	8	4	17
SUN	225	52	29	14	22	11	98	201.6	36.6	18.0	7.84	15.1	3.59	79.7	46	96	35	47	53	30	110
OPPONENTS	225	39	26	14	28	13	91	201.6	27.3	16.8	7.06	14.3	4.63	69.9	43	96	33	44	62	35	111

CONNECTICUT SUN

Date	Opponent	Team/Opp	Home	Road	Total	High Scoring	High Rebounds	High Assists	Opponent Scoring	Atten.
May 14	@Atlanta	W 78- 67	0-0	1-0	1-0	J. Jones-26	Hiedeman-8 J. Jones-8	Bonner-5	Sims-14 C. Williams-14	561
May 16	PHOENIX	W 86- 78	1-0	1-0	2-0	Bonner-27	J. Jones-13	January-6	Taurasi-19	2,042
May 19	INDIANA	W 88- 67	2-0	1-0	3-0	Hiedeman-19	J. Jones-11	Hiedeman-6	Robinson-12	2,084
May 21	@Phoenix	W 84- 67	2-0	2-0	4-0	J. Jones-16	J. Jones-11	Bonner-5	Diggins-Smith-20	4,101
May 23	@Las Vegas	W 72- 65	2-0	3-0	5-0	Bonner-22	J. Jones-11	J. Thomas-5	Wilson-14	1,954
May 25	@Seattle	L 87- 90(OT)	2-0	3-1	5-1	J. Jones-28	J. Jones-13	J. Thomas-7	Bird-21	1,011
May 28	WASHINGTON	W 86- 81	3-0	3-1	6-1	J. Jones-20	J. Jones-12	J. Jones-5	Charles-29	2,102
May 30	@Minnesota	L 74- 79(OT)	3-0	3-2	6-2	J. Jones-22	Bonner-6 B. Jones-6	Bonner-5 J. Thomas-5	Fowles-24	2,007
Jun 1	LAS VEGAS	W 74- 67	4-0	3-2	7-2	J. Jones-23	Bonner-8 B. Jones-8	J. Thomas-6	Cabbage-28	
Jun 5	NEW YORK	W 85- 64	5-0	3-2	8-2	J. Jones-31	J. Jones-13	J. Thomas-9	Allen-14	2,118
Jun 13	SEATTLE	L 66- 89	5-1	3-2	8-3	Bonner-14 Charles-14	Carrington-7	January-4	Stewart-22	2,248
Jun 17	@Chicago	L 75- 81	5-1	3-3	8-4	J. Thomas-20	B. Jones-12	January-3	Copper-18	1,293
Jun 19	@Chicago	L 81- 91	5-1	3-4	8-5	B. Jones-22	Bonner-8 B. Jones-8	Bonner-6 January-6	Vandersloot-18	1,293
Jun 22	DALLAS	W 80- 70	6-1	3-4	9-5	B. Jones-26	Bonner-13	Bonner-6	Ogunbowale-18	2,076
Jun 27	CHICAGO	W 74- 58	7-1	3-4	10-5	Bonner-23	Mompremier-11	J. Thomas-3	Quigley-11	2,014
Jun 29	@Washington	W 90- 71	7-1	4-4	11-5	J. Jones-23	J. Jones-16	Bonner-7	Copper-11	
Jul 1	@Indiana	W 86- 80	7-1	5-4	12-5	B. Jones-34	Bonner-7 B. Jones-7	J. Thomas-7	Charles-26	2,100
Jul 3	@Indiana	L 67- 73	7-1	5-5	12-6	J. Jones-16	J. Jones-9	Bonner-4 Charles-4	K. Mitchell-21	
Jul 9	ATLANTA	W 84- 72	8-1	5-5	13-6	J. Jones-24	J. Jones-16	Hiedeman-5	Parker-15	2,286
Jul 11	@New York	W 71- 54	8-1	6-5	14-6	J. Jones-17	J. Jones-17	J. Jones-5	Shook-16	1,988
Aug 15	@Dallas	W 80- 59	8-1	7-5	15-6	J. Thomas-19	J. Jones-15	January-5	Ogunbowale-20	2,399
Aug 17	MINNESOTA	W 72- 60	9-1	7-5	16-6	J. Thomas-19	J. Jones-13	J. Thomas-5	Fowles-14	3,488
Aug 19	MINNESOTA	W 82- 71	10-1	7-5	17-6	Bonner-31	Bonner-11	J. Thomas-7	Fowles-18	3,536
Aug 24	LAS VEGAS	W 76- 62	11-1	7-5	18-6	January-19	J. Jones-10	J. Thomas-6	Gray-15	4,012
Aug 26	LOS ANGELES	W 76- 72	12-1	7-5	19-6	B. Jones-23	J. Jones-11	J. Thomas-6	Coffey-18	3,702
Aug 28	LOS ANGELES	W 76- 61	13-1	7-5	20-6	B. Jones-16	B. Jones-15	J. Thomas-5	Wheeler-15	4,434
Aug 31	@Washington	W 85- 75	13-1	8-5	21-6	J. Jones-31	J. Jones-14	J. Thomas-6	Walker-Kimbrough-1	2,269
Sep 7	@Dallas	W 83- 56	13-1	9-5	22-6	B. Jones-18	B. Jones-10	J. Thomas-6	Mabrey-16	1,945
Sep 9	@Los Angeles	W 75- 57	13-1	10-5	23-6	J. Jones-21	J. Jones-14	Bonner-5	Coffey-12	1,695
Sep 11	@Phoenix	W 76- 67	13-1	11-5	24-6	J. Thomas-17	J. Jones-16	January-5	N. Ogwumike-12	
Sep 15	NEW YORK	W 98- 69	14-1	11-5	25-6	Bonner-18 J. Jones-18	J. Jones-13	Hiedeman-5	Griner-25 Howard-25	9,811 4,012
Sep 19	ATLANTA	W 84- 64	15-1	11-5	26-6	Hiedeman-16	B. Jones-12	January-4	C. Williams-18	4,724





Through games of September 19
2021 HIGH GAMES

CONNECTICUT SUN

Page 1

PLAYER	MINUTES	FIELD GOALS	FREE THROWS	REBOUNDS		TOTAL	ASSISTS	STEALS	TURNOVERS	BLOCKED SHOTS	POINTS
				OFFENSIVE	DEFENSIVE						
DEWANNA BONNER	42 MAY. 30 at Minn.	10 (2) AUG. 19 vs Minn.	10 (2) AUG. 19 vs Minn.	4 MAY. 16 vs Phoe.	12 JUN. 22 vs Dal.	13 JUN. 22 vs Dal.	7T JUN. 29 at Wash.	4 AUG. 15 at Dal.	4 (5) SEP. 15 vs N.Y.	3 (2) JUN. 17 at Chi.	31 AUG. 19 vs Minn.
EMMA CANNON	14 (2) JUN. 19 at Chi.	3 (2) JUN. 19 at Chi.	1 JUN. 22 vs Dal.	2 (2) JUN. 19 at Chi.	3 (2) JUN. 22 vs Dal.	5 JUN. 19 at Chi.	2 JUN. 19 at Chi.	0	3 JUN. 17 at Chi.	1 JUN. 17 at Chi.	8 JUN. 17 at Chi.
DIJONAI CARRINGTON	20C SEP. 15 vs N.Y.	4C(2) SEP. 15 vs N.Y.	6C SEP. 15 vs N.Y.	3C MAY. 21 at Phoe.	5C JUN. 13 vs Sea.	7C JUN. 13 vs Sea.	3C(2) MAY. 21 at Phoe.	3C SEP. 15 vs N.Y.	3C(2) JUN. 13 vs Sea.	1C(3) SEP. 19 vs Atl.	14C SEP. 15 vs N.Y.
KAILA CHARLES	32C JUN. 22 vs Dal.	6C JUN. 13 vs Sea.	6C JUN. 17 at Chi.	6C JUN. 22 vs Dal.	6C JUN. 22 vs Dal.	12C JUN. 22 vs Dal.	4C JUL. 3 at Ind.	3C JUN. 22 vs Dal.	3C(2) JUN. 29 at Wash.	2C(2) AUG. 15 at Dal.	15C JUN. 17 at Chi.
ALEAH GOODMAN	3C MAY. 14 at Atl.	0C	0C	0C	0C	0C	1C MAY. 14 at Atl.	0C	0C	0C	0C
NATISHA HIEDEMAN	37C MAY. 25 at Sea.	8C MAY. 19 vs Ind.	5C SEP. 19 vs Atl.	2 JUN. 5 vs N.Y.	7C MAY. 14 at Atl.	8C MAY. 14 at Atl.	6 MAY. 19 vs Ind.	4C MAY. 16 vs Phoe.	3T(2) MAY. 25 at Sea.	1T(6) SEP. 7 at Dal.	19C MAY. 19 vs Ind.
BRIANN JANUARY	40 AUG. 26 vs L.A.	7 AUG. 24 vs L.V.	6 MAY. 16 vs Phoe.	2 JUN. 1 vs L.V.	4 JUL. 11 at N.Y.	4 (2) JUL. 11 at N.Y.	6 (2) JUN. 19 at Chi.	3 (3) SEP. 9 at L.A.	4 (2) AUG. 19 vs Minn.	1 (4) SEP. 7 at Dal.	19 AUG. 24 vs L.V.
BRIONNA JONES	38C MAY. 25 at Sea.	14C JUL. 1 at Ind.	6C(2) JUL. 1 at Ind.	7T SEP. 19 vs Atl.	11C(2) AUG. 28 vs L.A.	15C AUG. 28 vs L.A.	4C(3) AUG. 31 at Wash.	4C AUG. 24 vs L.V.	6C JUN. 27 vs Chi.	2 (3) JUL. 3 at Ind.	34C JUL. 1 at Ind.
JONQUEL JONES	41C MAY. 25 at Sea.	12C(2) AUG. 31 at Wash.	10 JUL. 1 at Ind.	6 (2) AUG. 31 at Wash.	16T JUL. 11 at N.Y.	17 JUL. 11 at N.Y.	5 (4) SEP. 7 at Dal.	3 (5) SEP. 9 at L.A.	6T MAY. 16 vs Phoe.	3 (3) SEP. 7 at Dal.	31C(2) AUG. 31 at Wash.

PLAYER	MINUTES	FIELD GOALS	FREE THROWS	REBOUNDS		TOTAL	ASSISTS	STEALS	TURNOVERS	BLOCKED SHOTS	POINTS
				OFFENSIVE	DEFENSIVE						
STEPHANIE JONES	16C MAY. 19 vs Ind.	2C(6) SEP. 19 vs Atl.	1C SEP. 19 vs Atl.	4C(2) SEP. 19 vs Atl.	3C JUN. 29 at Wash.	5C SEP. 19 vs Atl.	1C(3) SEP. 7 at Dal.	1C(2) SEP. 15 vs N.Y.	1C(3) AUG. 31 at Wash.	1C JUN. 1 vs L.V.	5C SEP. 19 vs Atl.
BEATRICE MOMPREMIER	18 JUN. 27 vs Chi.	3T(2) SEP. 7 at Dal.	2 (2) SEP. 11 at Phoe.	4 JUN. 27 vs Chi.	7 JUN. 27 vs Chi.	11 JUN. 27 vs Chi.	1T(7) SEP. 11 at Phoe.	2T(2) SEP. 7 at Dal.	2 (3) SEP. 15 vs N.Y.	2 MAY. 25 at Sea.	6 (2) SEP. 7 at Dal.
ALYSSA THOMAS	18 SEP. 19 vs Atl.	3 SEP. 15 vs N.Y.	3 SEP. 19 vs Atl.	1 SEP. 19 vs Atl.	6 SEP. 19 vs Atl.	7 SEP. 19 vs Atl.	3 SEP. 19 vs Atl.	1 SEP. 15 vs N.Y.	2 SEP. 19 vs Atl.	0	6 SEP. 15 vs N.Y.
JASMINE THOMAS	41 MAY. 25 at Sea.	8 (2) JUN. 27 vs Chi.	5 (3) SEP. 9 at L.A.	2 (2) AUG. 31 at Wash.	8C MAY. 23 at L.V.	9T MAY. 23 at L.V.	9 JUN. 5 vs N.Y.	4 (2) AUG. 26 vs L.A.	5 (3) SEP. 9 at L.A.	2 JUN. 22 vs Dal.	21 JUN. 29 at Wash.
SHATOR WALKER-KIMBROUGH	4 MAY. 25 at Sea.	0	0	0	1 MAY. 25 at Sea.	1 MAY. 25 at Sea.	0	0	1 MAY. 25 at Sea.	1 MAY. 25 at Sea.	0
SUN High Games	225 (2) MAY. 30 at Minn.	37 MAY. 19 vs Ind.	26 SEP. 9 at L.A.	18 SEP. 19 vs Atl.	35 (2) JUL. 11 at N.Y.	52 JUN. 29 at Wash.	29 MAY. 19 vs Ind.	14 SEP. 15 vs N.Y.	22 SEP. 9 at L.A.	11 MAY. 25 at Sea.	98 SEP. 15 vs N.Y.
SUN Low Games	200 (30) SEP. 19 vs Atl.	23 SEP. 9 at L.A.	4 MAY. 19 vs Ind.	2 AUG. 17 vs Minn.	18 JUL. 1 at Ind.	28 MAY. 30 at Minn.	9 JUN. 17 at Chi.	2 SEP. 11 at Phoe.	8 JUL. 3 at Ind.	1 (5) SEP. 11 at Phoe.	66 JUN. 13 vs Sea.
OPPONENTS High Games	225 (2) MAY. 30 at Minn.	35 JUN. 13 vs Sea.	20 (4) JUL. 1 at Ind.	14 JUN. 27 vs Chi.	30 JUL. 3 at Ind.	39 JUL. 3 at Ind.	26 JUN. 13 vs Sea.	14 MAY. 14 at Atl.	28 SEP. 15 vs N.Y.	13 MAY. 23 at L.V.	91 JUN. 19 at Chi.
OPPONENTS Low Games	200 (30) SEP. 19 vs Atl.	17 (2) SEP. 7 at Dal.	4 AUG. 15 at Dal.	1 (3) AUG. 15 at Dal.	12 JUN. 29 at Wash.	13 JUN. 29 at Wash.	9 JUL. 3 at Ind.	0 JUL. 11 at N.Y.	6 MAY. 21 at Phoe.	1 (2) JUL. 11 at N.Y.	54 JUL. 11 at N.Y.

"C" indicates a new career-high, "T" a tied career-high.
Numbers in parentheses indicate the number of games in which a player or team has reached a given total (if more than one).|







(10-12)

CONNECTICUT SUN

Final 2020 Regular Season

PLAYER	G	GS	--FIELD GOALS--			--3-POINT FG--			--FREE THROWS--			--REBOUNDS--			PF	DQ	STL	TO	BLK	PTS	AVG		
			MIN	FG	FGA	PCT	FG	FGA	PCT	FT	FTA	PCT	OFF	DEF								TOT	AST
Bonner	22	22	732	148	351	.422	27	107	.252	111	124	.895	34	138	172	65	47	0	37	52	12	434	19.7
A. Thomas	21	21	689	122	244	.500	0	1	.000	81	118	.686	39	151	190	101	59	0	42	52	6	325	15.5
B. Jones	21	21	549	98	162	.605	1	1	1.000	38	55	.691	59	59	118	21	65	0	35	34	14	235	11.2
J. Thomas	19	19	485	76	188	.404	21	63	.333	21	23	.913	4	29	33	76	30	0	24	46	5	194	10.2
Hiedeman	22	4	408	45	127	.354	23	64	.359	21	30	.700	8	34	42	41	43	1	8	24	0	134	6.1
Charles	21	7	376	40	97	.412	11	30	.367	22	31	.710	23	31	54	19	45	0	16	19	7	113	5.4
January	13	10	303	22	75	.293	11	30	.367	10	12	.833	4	12	16	44	25	0	8	15	2	65	5.0
Holmes	18	4	291	35	98	.357	10	30	.333	8	12	.667	13	20	33	20	17	0	13	18	5	88	4.9
Carson (TOT)	21	2	290	30	99	.303	12	44	.273	6	10	.600	7	28	35	12	21	0	9	16	2	78	3.7
Carson (CT)	11	2	123	13	40	.325	6	21	.286	3	4	.750	1	16	17	7	12	0	4	6	1	35	3.2
Mosqueda-Lewis	16	0	164	19	64	.297	12	47	.255	4	7	.571	1	20	21	4	17	0	3	7	1	54	3.4
Plaisance	13	0	90	11	29	.379	5	17	.294	5	6	.833	2	11	13	1	20	0	5	2	3	32	2.5
Mompremier	21	0	187	20	47	.426	0	0	---	8	18	.444	32	38	70	3	28	0	5	14	13	48	2.3
Gemelos	6	0	29	4	8	.500	3	6	.500	0	0	---	0	2	2	1	5	0	2	3	0	11	1.8
SUN	22	-	4425	653	1530	.427	130	417	.312	332	440	.755	220	561	781	403	413	1	202	309	69	1768	80.4
OPPONENTS	22	-	4425	634	1431	.443	150	455	.330	340	415	.819	155	570	725	405	399	2	165	347	81	1758	79.9

PLAYER	-- SINGLE-GAME HIGHS --					----- AVERAGE PER GAME -----					----- AVERAGE PER 40 MINUTES -----										
	MIN	REB	AST	ST	TO	BL	PTS	MIN	REB	AST	STL	TO	BLK	PTS	REB	AST	PF	STL	TO	BLK	PTS
Bonner	43	14	6	4	5	2	34	33.3	7.8	3.0	1.68	2.4	0.55	19.7	9.4	3.6	2.6	2.02	2.8	0.66	23.7
A. Thomas	43	18	9	5	7	2	28	32.8	9.0	4.8	2.00	2.5	0.29	15.5	11.0	5.9	3.4	2.44	3.0	0.35	18.9
B. Jones	36	11	3	3	4	3	20	26.1	5.6	1.0	1.67	1.6	0.67	11.2	8.6	1.5	4.7	2.55	2.5	1.02	17.1
J. Thomas	34	5	9	5	7	1	22	25.5	1.7	4.0	1.26	2.4	0.26	10.2	2.7	6.3	2.5	1.98	3.8	0.41	16.0
Hiedeman	34	7	5	1	3	0	16	18.6	1.9	1.9	0.36	1.1	0.00	6.1	4.1	4.0	4.2	0.78	2.4	0.00	13.1
Charles	34	6	3	2	3	2	16	17.9	2.6	0.9	0.76	0.9	0.33	5.4	5.7	2.0	4.8	1.70	2.0	0.74	12.0
January	29	3	7	2	4	1	15	23.3	1.2	3.4	0.62	1.2	0.15	5.0	2.1	5.8	3.3	1.06	2.0	0.26	8.6
Holmes	31	5	4	2	3	2	12	16.2	1.8	1.1	0.72	1.0	0.28	4.9	4.5	2.7	2.3	1.79	2.5	0.69	12.1
Carson (TOT)	24	4	4	2	3	1	8	13.8	1.7	0.6	0.43	0.8	0.10	3.7	4.8	1.7	2.9	1.24	2.2	0.28	10.8
Carson (CT)	24	4	4	2	2	1	8	11.2	1.5	0.6	0.36	0.5	0.09	3.2	5.5	2.3	3.9	1.30	2.0	0.33	11.4
Mosqueda-Lewis	22	4	1	1	3	1	7	10.2	1.3	0.3	0.19	0.4	0.06	3.4	5.1	1.0	4.1	0.73	1.7	0.24	13.2
Plaisance	11	5	1	2	1	1	7	7.0	1.0	0.1	0.38	0.2	0.23	2.5	5.8	0.4	8.9	2.22	0.9	1.33	14.2
Mompremier	20	16	1	2	5	4	7	8.9	3.3	0.1	0.24	0.7	0.62	2.3	15.0	0.6	6.0	1.07	3.0	2.78	10.3
Gemelos	8	1	1	1	1	0	6	4.8	0.3	0.2	0.33	0.5	0.00	1.8	2.8	1.4	6.9	2.76	4.1	0.00	15.2
SUN	225	55	26	15	23	7	96	201.1	35.5	18.3	9.18	14.0	3.14	80.4	35.3	18.2	18.7	9.13	14.0	3.12	79.9
OPPONENTS	225	42	25	12	21	8	100	201.1	33.0	18.4	7.50	15.8	3.68	79.9	32.8	18.3	18.0	7.46	15.7	3.66	79.5

CONNECTICUT SUN		Team/Opp		Home Road Total			High Scoring	High Rebounds	High Assists	Opponent Scoring	Atte
Date	Opponent										
Jul 26	@Minnesota	L	69- 77	0-0	0-1	0-1	A. Thomas-20	Bonner-8	J. Thomas-4	Fowles-17	
Jul 28	WASHINGTON	L	89- 94	0-1	0-1	0-2	Bonner-29	A. Thomas-8	Bonner-5	Powers-27	
Jul 30	@Los Angeles	L	76- 81	0-1	0-2	0-3	Bonner-34	A. Thomas-18	A. Thomas-8	C. Gray-15	
Aug 1	MINNESOTA	L	69- 78	0-2	0-2	0-4	Bonner-28	A. Thomas-7	J. Thomas-4	Fowles-21	
Aug 4	@Seattle	L	74- 87	0-2	0-3	0-5	B. Jones-20	B. Jones-7			
Aug 6	@Dallas	L	91- 68	0-2	1-3	1-5	B. Jones-17	A. Thomas-13	Hiedeman-5	Stewart-22	
Aug 8	CHICAGO	W	93-100	0-3	1-3	1-6	J. Thomas-22	A. Thomas-10	J. Thomas-9	Ogunbowale-17	
Aug 10	@Atlanta	W	93- 82	0-3	2-3	2-6	A. Thomas-21	A. Thomas-6	J. Thomas-6	Quigley-22	
Aug 12	DALLAS	W	70- 66	1-3	2-3	3-6	Bonner-18	Bonner-9	J. Thomas-7	Stricklen-18	
Aug 14	@Chicago	W	77- 74	1-3	3-3	4-6	Bonner-19	A. Thomas-7	Bonner-4	Ogunbowale-19	
Aug 16	SEATTLE	L	72- 95	1-4	3-3	4-7	J. Thomas-17	A. Thomas-10	A. Thomas-8	Parker-17	
Aug 18	INDIANA	W	84- 62	2-4	3-3	5-7	Bonner-28	B. Jones-11	A. Thomas-6	Stewart-19	
Aug 20	@Las Vegas	L	78- 99	2-4	3-4	5-8	A. Thomas-15	A. Thomas-11	J. Thomas-6	K. Mitchell-15	
Aug 22	NEW YORK	W	82- 65	3-4	3-4	6-8	A. Thomas-25	A. Thomas-7	A. Thomas-6	McBride-25	
Aug 28	LOS ANGELES	L	76- 80	3-5	3-4	6-9	A. Thomas-19	Bonner-12	Bonner-6	Nurse-17	
Aug 30	@Washington	W	76- 63	3-5	4-4	7-9	Bonner-20	A. Thomas-9	J. Thomas-6	C. Gray-27	
Sep 1	@New York	W	70- 65	3-5	5-4	8-9	Bonner-27	Bonner-11	A. Thomas-8	Atkins-14	
Sep 3	LAS VEGAS	L	78- 93	3-6	5-4	8-10	Bonner-22	A. Thomas-11	A. Thomas-6	Meesseman-14	
Sep 5	@Indiana	W	96- 77	3-6	6-4	9-10	Bonner-26	Bonner-12	A. Thomas-4	Nurse-18	
								Mompremier-16	January-5	Wilson-24	
								Bonner-6	J. Thomas-7	K. Mitchell-16	
								Mompremier-6			
								B. Jones-6			





Connecticut Sun 2020 HIGH GAMES

PLAYER	MINUTES	FIELD GOALS	FREE THROWS	----- REBOUNDS -----			ASSISTS	STEALS	TURNOVERS	BLOCKED SHOTS	POINTS
				OFFENSIVE	DEFENSIVE	TOTAL					
DEWANNA BONNER	43 SEP. 9 vs Phoe.	12T JUL. 30 at L.A.	12 (2) SEP. 9 vs Phoe.	5 AUG. 30 at Wash.	12 AUG. 22 vs N.Y.	14 JUL. 30 at L.A.	6 (2) AUG. 22 vs N.Y.	4 AUG. 8 vs Chi.	5T(2) SEP. 9 vs Phoe.	2 (2) AUG. 22 vs N.Y.	34 JUL. 30 at L.A.
ESSENCE CARSON Was.-Ct.	24 AUG. 30 at Wash.	3 (4) AUG. 30 at Wash.	2 (2) SEP. 9 vs Phoe.	2 (2) AUG. 1 at Chi.	3 (3) AUG. 30 at Wash.	4 (3) AUG. 22 vs N.Y.	4 AUG. 30 at Wash.	2 AUG. 30 at Wash.	3 (2) AUG. 11 at Minn.	1 (2) SEP. 11 vs Atl.	8 (2) AUG. 30 at Wash.
ESSENCE CARSON Ct.	24 AUG. 30 at Wash.	3 AUG. 30 at Wash.	2 SEP. 9 vs Phoe.	1 AUG. 22 vs N.Y.	3 (2) AUG. 30 at Wash.	4 AUG. 22 vs N.Y.	4 AUG. 30 at Wash.	2 AUG. 30 at Wash.	2 (2) SEP. 3 vs L.V.	1 SEP. 11 vs Atl.	8 AUG. 30 at Wash.
KAILA CHARLES	34C SEP. 9 vs Phoe.	6C AUG. 30 at Wash.	6C AUG. 8 vs Chi.	4 (2) SEP. 9 vs Phoe.	5 SEP. 1 at N.Y.	6 SEP. 1 at N.Y.	3 SEP. 7 at Phoe.	2 (5) SEP. 11 vs Atl.	3T SEP. 11 vs Atl.	2T(2) SEP. 5 at Ind.	16C AUG. 30 at Wash.
JACKI GEMELOS	8 (2) AUG. 1 vs Minn.	2 JUL. 28 vs Wash.	0	0	1 (2) AUG. 1 vs Minn.	1 (2) AUG. 1 vs Minn.	1 AUG. 16 vs Sea.	1 (2) AUG. 16 vs Sea.	1 (3) AUG. 10 at Atl.	0	6 JUL. 28 vs Wash.
NATISHA HIEDEMAN	34 SEP. 9 vs Phoe.	6 SEP. 9 vs Phoe.	4C(2) SEP. 3 vs L.V.	3C AUG. 4 at Sea.	4 AUG. 4 at Sea.	7 AUG. 4 at Sea.	5 AUG. 4 at Sea.	1 (8) SEP. 9 vs Phoe.	3T(2) SEP. 3 vs L.V.	0	16 SEP. 9 vs Phoe.
BRIA HOLMES	31 JUL. 30 at L.A.	5 AUG. 8 vs Chi.	2 (2) SEP. 5 at Ind.	2 AUG. 16 vs Sea.	3 (2) AUG. 16 vs Sea.	5 AUG. 16 vs Sea.	4 AUG. 10 at Atl.	2 (3) SEP. 1 at N.Y.	3 AUG. 1 vs Minn.	2T AUG. 10 at Atl.	12 AUG. 8 vs Chi.
BRIANN JANUARY	29 (3) AUG. 30 at Wash.	6 AUG. 20 at L.V.	4 AUG. 22 vs N.Y.	1 (4) SEP. 1 at N.Y.	3 SEP. 7 at Phoe.	3 (2) SEP. 7 at Phoe.	7 AUG. 30 at Wash.	2 (2) SEP. 1 at N.Y.	4 SEP. 3 vs L.V.	1 (2) SEP. 1 at N.Y.	15 AUG. 20 at L.V.
BRIONNA JONES	36 SEP. 9 vs Phoe.	9 (2) SEP. 5 at Ind.	5 AUG. 1 vs Minn.	7C AUG. 16 vs Sea.	7 SEP. 1 at N.Y.	11 AUG. 16 vs Sea.	3 AUG. 12 vs Dal.	3T(6) SEP. 7 at Phoe.	4 JUL. 28 vs Wash.	3T SEP. 7 at Phoe.	20 (2) SEP. 5 at Ind.

Connecticut Sun 2020 HIGH GAMES

PLAYER	MINUTES	FIELD GOALS	FREE THROWS	----- REBOUNDS -----			ASSISTS	STEALS	TURNOVERS	BLOCKED SHOTS	POINTS
				OFFENSIVE	DEFENSIVE	TOTAL					
BEATRICE MOMPREMIER	20C(2) SEP. 11 vs Atl.	3T(2) SEP. 3 vs L.V.	3C AUG. 10 at Atl.	8C SEP. 3 vs L.V.	8C SEP. 3 vs L.V.	16C SEP. 3 vs L.V.	1T(3) SEP. 9 vs Phoe.	2T(2) AUG. 28 vs L.A.	5C SEP. 3 vs L.V.	4C SEP. 3 vs L.V.	7C(2) AUG. 30 at Wash.
KALEENA MOSQUEDA-LEWIS	22 JUL. 28 vs Wash.	3 AUG. 6 at Dal.	2 JUL. 28 vs Wash.	1 AUG. 10 at Atl.	4T JUL. 28 vs Wash.	4 JUL. 28 vs Wash.	1 (4) SEP. 7 at Phoe.	1 (3) SEP. 11 vs Atl.	3 JUL. 28 vs Wash.	1T AUG. 1 vs Minn.	7 (2) SEP. 3 vs L.V.
THERESA PLAISANCE	11 (2) AUG. 20 at L.V.	2 (2) SEP. 3 vs L.V.	2 (2) SEP. 3 vs L.V.	2 SEP. 3 vs L.V.	3 SEP. 3 vs L.V.	5 SEP. 3 vs L.V.	1 SEP. 11 vs Atl.	2 AUG. 18 vs Ind.	1 (2) SEP. 1 at N.Y.	1 (3) AUG. 18 vs Ind.	7 SEP. 3 vs L.V.
ALYSSA THOMAS	43C SEP. 9 vs Phoe.	10 (3) AUG. 22 vs N.Y.	8 JUL. 28 vs Wash.	7 SEP. 9 vs Phoe.	14C JUL. 30 at L.A.	18C JUL. 30 at L.A.	9 SEP. 7 at Phoe.	5 (3) SEP. 5 at Ind.	7C SEP. 9 vs Phoe.	2 AUG. 18 vs Ind.	28C JUL. 28 vs Wash.
JASMINE THOMAS	34 AUG. 14 at Chi.	9 AUG. 8 vs Chi.	4 (4) AUG. 10 at Atl.	2 AUG. 1 vs Minn.	3 (6) SEP. 5 at Ind.	5 AUG. 1 vs Minn.	9 AUG. 6 at Dal.	5 AUG. 8 vs Chi.	7T(2) AUG. 28 vs L.A.	1 (5) AUG. 28 vs L.A.	22 AUG. 8 vs Chi.
SUN High Games	225 SEP. 9 vs Phoe.	36 (3) SEP. 5 at Ind.	25 SEP. 9 vs Phoe.	21 SEP. 9 vs Phoe.	34 SEP. 9 vs Phoe.	55 SEP. 9 vs Phoe.	26 AUG. 30 at Wash.	15 AUG. 10 at Atl.	23 AUG. 28 vs L.A.	7 SEP. 3 vs L.V.	96 SEP. 5 at Ind.
SUN Low Games	200 (21) SEP. 11 vs Atl.	22 AUG. 1 vs Minn.	5 AUG. 30 at Wash.	4 AUG. 8 vs Chi.	17 AUG. 8 vs Chi.	21 AUG. 8 vs Chi.	10 AUG. 1 vs Minn.	4 SEP. 11 vs Atl.	6 SEP. 5 at Ind.	0 JUL. 30 at L.A.	69 (2) AUG. 1 vs Minn.
OPPONENTS High Games	225 SEP. 9 vs Phoe.	38 SEP. 3 vs L.V.	29 AUG. 8 vs Chi.	12 AUG. 1 vs Minn.	33 JUL. 26 at Minn.	42 SEP. 11 vs Atl.	25 (3) SEP. 3 vs L.V.	12 AUG. 8 vs Chi.	21 AUG. 8 vs Chi.	8 (2) AUG. 14 at Chi.	100 (2) SEP. 9 vs Phoe.
OPPONENTS Low Games	200 (21) SEP. 11 vs Atl.	19 (2) SEP. 1 at N.Y.	4 AUG. 6 at Dal.	3 SEP. 1 at N.Y.	17 SEP. 3 vs L.V.	23 SEP. 3 vs L.V.	11 AUG. 12 vs Dal.	3 (4) SEP. 7 at Phoe.	8 SEP. 11 vs Atl.	0 (3) AUG. 28 vs L.A.	62 AUG. 18 vs Ind.

"C" indicates a new career-high, "T" a tied career-high. Numbers in parentheses indicate the number of games in which a player or team has reached a given total (if more than one).







PLAYER	G	GS	MIN	-FIELD GOALS-			-3-POINT FG--			-FREE THROWS-			--REBOUNDS--			PF	DQ	STL	TO	BLK	PTS	AVG	
				FG	FGA	PCT	FG	FGA	PCT	FT	FTA	PCT	OFF	DEF	TOT								AST
J. Jones	34	34	980	173	386	.448	43	139	.309	108	132	.818	113	217	330	52	96	0	43	66	68	497	14.6
Williams	34	34	988	187	430	.435	16	35	.457	60	75	.800	48	141	189	129	47	0	46	56	13	450	13.2
A. Thomas	34	34	1026	168	333	.505	0	1	.000	60	121	.496	83	181	264	105	96	0	66	69	13	396	11.6
J. Thomas	34	34	1010	139	355	.392	45	123	.366	56	70	.800	19	78	97	175	62	0	48	93	5	379	11.1
Stricklen	34	34	804	104	255	.408	76	199	.382	22	27	.815	9	56	65	39	79	0	34	28	7	306	9.0
Holmes	34	0	529	77	193	.399	20	63	.317	39	58	.672	10	39	49	31	36	0	16	30	7	213	6.3
Clarendon	9	0	138	18	43	.419	2	2	1.000	18	21	.857	7	15	22	19	7	0	3	8	0	56	6.2
Plaisance (TOT)	31	12	442	54	146	.370	25	73	.342	21	26	.808	24	89	113	34	65	0	9	31	19	154	5.0
Plaisance (CT)	9	0	64	8	23	.348	2	6	.333	4	4	1.000	3	13	16	0	12	0	3	1	2	22	2.4
Tuck	33	0	352	45	116	.388	15	42	.357	18	30	.600	18	48	66	28	44	0	13	30	3	123	3.7
Hiedeman (TOT)	20	0	205	24	58	.414	13	28	.464	12	24	.500	7	23	30	38	25	0	8	13	2	73	3.7
Hiedeman (CT)	20	0	205	24	58	.414	13	28	.464	12	24	.500	7	23	30	38	25	0	8	13	2	73	3.7
Banham	29	0	353	37	115	.322	22	72	.306	9	13	.692	1	29	30	26	34	0	8	26	2	105	3.6
B. Jones	27	0	227	35	75	.467	0	1	.000	24	36	.667	37	22	59	9	36	0	9	19	7	94	3.5
Anigwe	17	0	121	11	35	.314	0	0	---	12	17	.706	14	16	30	3	17	0	6	10	4	34	2.0
Carleton	4	0	29	0	6	.000	0	2	.000	0	0	---	1	2	3	1	2	0	0	1	0	0	0.0
SUN	34	-	6825	1026	2423	.423	254	713	.356	442	628	.704	370	880	1250	655	593	0	303	481	133	2748	80.8
OPPONENTS	34	-	6825	988	2252	.439	217	704	.308	457	570	.802	247	886	1133	667	594	3	242	537	144	2650	77.9

PLAYER	-- SINGLE-GAME HIGHS --							----- AVERAGE PER GAME -----							----- AVERAGE PER 40 MINUTES -----						
	MIN	REB	AST	ST	TO	BL	PTS	MIN	REB	AST	STL	TO	BLK	PTS	REB	AST	PF	STL	TO	BLK	PTS
J. Jones	36	22	6	5	4	6	27	28.8	9.7	1.5	1.26	1.9	2.00	14.6	13.5	2.1	3.9	1.76	2.7	2.78	20.3
Williams	41	10	9	6	5	2	28	29.0	5.6	3.8	1.35	1.6	0.38	13.2	7.7	5.2	1.9	1.86	2.3	0.53	18.2
A. Thomas	40	12	6	5	5	3	28	30.2	7.8	3.1	1.94	2.0	0.38	11.6	10.3	4.1	3.7	2.57	2.7	0.51	15.4
J. Thomas	37	6	11	6	7	1	19	29.7	2.9	5.1	1.41	2.7	0.15	11.1	3.8	6.9	2.5	1.90	3.7	0.20	15.0
Stricklen	34	5	6	3	3	1	24	23.7	1.9	1.1	1.00	0.8	0.21	9.0	3.2	1.9	3.9	1.69	1.4	0.35	15.2
Holmes	28	4	4	2	3	1	17	15.6	1.4	0.9	0.47	0.9	0.21	6.3	3.7	2.3	2.7	1.21	2.3	0.53	16.1
Clarendon	18	4	4	1	2	0	9	15.3	2.4	2.1	0.33	0.9	0.00	6.2	6.4	5.5	2.0	0.87	2.3	0.00	16.2
Plaisance (TOT)	32	11	5	2	5	3	15	14.3	3.6	1.1	0.29	1.0	0.61	5.0	10.2	3.1	5.9	0.81	2.8	1.72	13.9
Plaisance (CT)	13	5	0	2	1	1	5	7.1	1.8	0.0	0.33	0.1	0.22	2.4	10.0	0.0	7.5	1.88	0.6	1.25	13.8
Tuck	27	8	3	1	4	2	17	10.7	2.0	0.8	0.39	0.9	0.09	3.7	7.5	3.2	5.0	1.48	3.4	0.34	14.0
Hiedeman (TOT)	22	4	9	2	3	1	10	10.2	1.5	1.9	0.40	0.7	0.10	3.7	5.9	7.4	4.9	1.56	2.5	0.39	14.2
Hiedeman (CT)	22	4	9	2	3	1	10	10.2	1.5	1.9	0.40	0.7	0.10	3.7	5.9	7.4	4.9	1.56	2.5	0.39	14.2
Banham	21	3	4	2	4	1	10	12.2	1.0	0.9	0.28	0.9	0.07	3.6	3.4	2.9	3.9	0.91	2.9	0.23	11.9
B. Jones	29	10	2	2	2	14	8.4	2.2	0.3	0.33	0.7	0.26	3.5	10.4	1.6	6.3	1.59	3.3	1.23	16.6	
Anigwe	12	6	1	2	3	1	8	7.1	1.8	0.2	0.35	0.6	0.24	2.0	9.9	1.0	5.6	1.98	3.3	1.32	11.2
Carleton	10	2	1	0	1	0	0	7.1	0.8	0.3	0.00	0.3	0.00	0.0	4.1	1.4	2.8	0.00	1.4	0.00	0.0
SUN	225	51	29	19	20	11	104	200.7	36.8	19.3	8.91	14.1	3.91	80.8	36.6	19.2	17.4	8.88	14.1	3.90	80.5
OPPONENTS	225	46	27	13	27	9	109	200.7	33.3	19.6	7.12	15.8	4.24	77.9	33.2	19.5	17.4	7.09	15.7	4.22	77.7

CONNECTICUT SUN

Date	Opponent	Team/Opp	Home	Road	Total	High Scoring	High Rebounds	High Assists	Opponent Scoring	Atten.
May 25	WASHINGTON	W 84- 69	1-0	0-0	1-0	A. Thomas-23	J. Jones-14	J. Thomas-6	Meesseman-14	7,913
May 28	INDIANA	W 88- 77	2-0	0-0	2-0	J. Jones-25	A. Thomas-10	J. Thomas-7	Wheeler-26	4,781
May 31	@Los Angeles	L 70- 77	2-0	0-1	2-1	J. Jones-16	J. Jones-22	Clarendon-3	C. Ogwumike-20	12,334
Jun 2	@Las Vegas	W 80- 74	2-0	1-1	3-1	Williams-19	J. Jones-13	J. Thomas-5	Wilson-19	2,747
Jun 6	LOS ANGELES	W 89- 77	3-0	1-1	4-1	J. Jones-18	A. Thomas-12	A. Thomas-6	N. Ogwumike-21	5,496
Jun 9	@Atlanta	W 65- 59	3-0	2-1	5-1	J. Jones-17	J. Jones-13	J. Thomas-6	Sykes-14	3,082
Jun 11	WASHINGTON	W 83- 75	4-0	2-1	6-1	J. Jones-24	A. Thomas-12	J. Thomas-6	Atkins-18	5,224
Jun 14	@Minnesota	W 85- 81	4-0	3-1	7-1	A. Thomas-16	J. Jones-12	Williams-6	Sims-25	8,803
Jun 16	SEATTLE	W 81- 67	5-0	3-1	8-1	A. Thomas-20	J. Jones-11	J. Jones-6	N. Howard-20	7,773
Jun 21	ATLANTA	W 86- 76	6-0	3-1	9-1	Stricklen-24	J. Jones-8	J. Thomas-9	Sykes-18	6,608
Jun 23	@Chicago	L 75- 93	6-0	3-2	9-2	A. Thomas-13	J. Jones-10	J. Thomas-7	Parker-22	5,607
Jun 26	@Dallas	L 73- 74	6-0	3-3	9-3	A. Thomas-28	Williams-7	J. Thomas-11	Ogunbowale-23	4,017
Jun 29	@Washington	L 59-102	6-0	3-4	9-4	J. Jones-15	J. Jones-7	J. Thomas-5	Delle Donne-19	4,200
Jul 6	MINNESOTA	L 71- 74	6-1	3-4	9-5	J. Thomas-16	Williams-9	J. Thomas-5	Sims-21	8,076
Jul 10	@Atlanta	L 75- 78	6-1	3-5	9-6	Williams-13	A. Thomas-9	Tied with-2	Hayes-18	3,866
Jul 12	PHOENIX	W 79- 64	7-1	3-5	10-6	A. Thomas-20	J. Jones-11	J. Thomas-8	Bonner-20	6,864
Jul 14	@Indiana	W 76- 63	7-1	4-5	11-6	J. Jones-26	J. Jones-8	J. Thomas-6	K. Mitchell-14	6,434
Jul 19	ATLANTA	W 98- 69	8-1	4-5	12-6	Holmes-17	J. Jones-9	Williams-5	Sykes-26	6,733
Jul 24	NEW YORK	W 70- 63	9-1	4-5	13-6	J. Thomas-18	A. Thomas-12	J. Thomas-7	Charles-13	8,249
Jul 30	CHICAGO	W100- 94	10-1	4-5	14-6	J. Jones-27	J. Jones-11	J. Thomas-8	Quigley-24	6,358
Aug 1	PHOENIX	W 68- 62	11-1	4-5	15-6	J. Jones-15	J. Jones-14	Williams-5	Bonner-20	6,014
Aug 4	@New York	W 94- 79	11-1	5-5	16-6	Williams-28	J. Jones-10	Williams-6	Charles-20	1,927
Aug 9	@Minnesota	L 57- 89	11-1	5-6	16-7	Holmes-10	A. Thomas-7	J. Thomas-2	Fowles-17	8,892
Aug 11	@Las Vegas	L 81- 89	11-1	5-7	16-8	Williams-13	J. Jones-12	A. Thomas-2	Cabbage-21	4,633
Aug 14	@Phoenix	W 78- 71	11-1	6-7	17-8	J. Thomas-18	J. Jones-14	Hiedeman-4	Bonner-17	8,734
Aug 16	SEATTLE	W 79- 78	12-1	6-7	18-8	Stricklen-24	A. Thomas-11	J. Thomas-7	N. Howard-27	7,092
Aug 18	DALLAS	W 78- 68	13-1	6-7	19-8	Williams-18	J. Jones-10	J. Thomas-9	Gray-22	7,275
Aug 23	LAS VEGAS	W 89- 85	14-1	6-7	20-8	A. Thomas-27	A. Thomas-12	J. Thomas-8	Cabbage-18	7,483
Aug 25	@Los Angeles	L 72- 84	14-1	6-8	20-9	Williams-18	J. Jones-12	J. Thomas-5	Williams-21	17,076
Aug 27	@Seattle	W 89- 70	14-1	7-8	21-9	A. Thomas-22	A. Thomas-11	A. Thomas-5	Loyd-18	6,258
Aug 30	@New York	W 94- 84	14-1	8-8	22-9	Williams-26	A. Thomas-9	J. Thomas-7	Johannes-21	1,791
Sep 4	DALLAS	W102- 72	15-1	8-8	23-9	J. Jones-22	Williams-8	Hiedeman-9	Ogunbowale-32	6,284
Sep 6	CHICAGO	L104-109 (OT)	15-2	8-8	23-10	Williams-25	Williams-9	Williams-9	DeShields-30	8,077
Sep 8	@Indiana	L 76-104	15-2	8-9	23-11	B. Jones-14	B. Jones-10	Williams-4	K. Mitchell-38	5,451



Connecticut Sun 2019 HIGH GAMES

PLAYER	MINUTES	FIELD GOALS	FREE THROWS	----- OFFENSIVE	REBOUNDS DEFENSIVE	----- TOTAL	ASSISTS	STEALS	TURNOVERS	BLOCKED SHOTS	POINTS
KRISTINE ANIGWE	12 (2) JUN. 23 at Chi.	2 (4) JUL. 24 vs N.Y.	4T JUL. 24 vs N.Y.	4T JUL. 24 vs N.Y.	3 (4) JUL. 10 at Atl.	6 JUN. 29 at Wash.	1 (3) JUN. 29 at Wash.	2C JUL. 12 vs Phoe.	3T JUN. 29 at Wash.	1 (4) JUL. 10 at Atl.	8C JUL. 24 vs N.Y.
RACHEL BANHAM	21 AUG. 9 at Minn.	4 (2) JUN. 23 at Chi.	2 (3) SEP. 8 at Ind.	1T SEP. 4 vs Dal.	3 (2) JUN. 29 at Wash.	3 (2) JUN. 29 at Wash.	4 JUL. 19 vs Atl.	2 JUN. 11 vs Wash.	4T JUN. 29 at Wash.	1T(2) JUL. 6 vs Minn.	10 (2) JUN. 23 at Chi.
BRIDGET CARLETON	10 (2) JUN. 29 at Wash.	0	0	1 JUN. 9 at Atl.	1 (2) JUN. 23 at Chi.	2 JUN. 9 at Atl.	1 JUN. 11 vs Wash.	0	1 JUN. 9 at Atl.	0	0
LAYSHIA CLARENDON	18 (2) JUN. 16 vs Sea.	4 JUN. 11 vs Wash.	4 (2) JUN. 6 vs L.A.	2 (2) MAY. 31 at L.A.	3 MAY. 28 vs Ind.	4 (2) MAY. 31 at L.A.	4 JUN. 16 vs Sea.	1 (3) JUN. 9 at Atl.	2 JUN. 11 vs Wash.	0	9 (2) JUN. 11 vs Wash.
NATISHA HIEDEMAN Atl.-Ct.	22 SEP. 8 at Ind.	4 JUL. 10 at Atl.	2 (4) SEP. 8 at Ind.	1 (7) SEP. 6 vs Chi.	4 SEP. 4 vs Dal.	4 (3) SEP. 4 vs Dal.	9C SEP. 4 vs Dal.	2 (2) AUG. 4 at N.Y.	3T JUL. 10 at Atl.	1T(2) AUG. 9 at Minn.	10 JUL. 10 at Atl.
NATISHA HIEDEMAN Ct.	22 SEP. 8 at Ind.	4 JUL. 10 at Atl.	2 (4) SEP. 8 at Ind.	1 (7) SEP. 6 vs Chi.	4 SEP. 4 vs Dal.	4 (3) SEP. 4 vs Dal.	9C SEP. 4 vs Dal.	2 (2) AUG. 4 at N.Y.	3T JUL. 10 at Atl.	1T(2) AUG. 9 at Minn.	10 JUL. 10 at Atl.
BRIA HOLMES	28 JUL. 10 at Atl.	6 JUL. 19 vs Atl.	4 (3) SEP. 8 at Ind.	1 (10) SEP. 6 vs Chi.	3 (5) SEP. 8 at Ind.	4 JUN. 23 at Chi.	4 JUN. 23 at Chi.	2 (3) AUG. 27 at Sea.	3 (2) SEP. 4 vs Dal.	1 (7) AUG. 23 vs L.V.	17 JUL. 19 vs Atl.
BRIONNA JONES	29 SEP. 8 at Ind.	5 (2) SEP. 8 at Ind.	4 (2) SEP. 8 at Ind.	5 (2) SEP. 8 at Ind.	5 SEP. 8 at Ind.	10 SEP. 8 at Ind.	2 AUG. 30 at N.Y.	2 (2) SEP. 8 at Ind.	2 (6) SEP. 8 at Ind.	2 (2) JUN. 6 vs L.A.	14 SEP. 8 at Ind.
JONQUEL JONES	36 (2) SEP. 6 vs Chi.	11 JUL. 14 at Ind.	7 (2) JUL. 10 at Atl.	8 MAY. 31 at L.A.	14 MAY. 31 at L.A.	22T MAY. 31 at L.A.	6 JUN. 16 vs Sea.	5C AUG. 4 at N.Y.	4 (6) JUL. 14 at Ind.	6C AUG. 23 vs L.V.	27 JUL. 30 vs Chi.
PLAYER	MINUTES	FIELD GOALS	FREE THROWS	----- OFFENSIVE	REBOUNDS DEFENSIVE	----- TOTAL	ASSISTS	STEALS	TURNOVERS	BLOCKED SHOTS	POINTS
THERESA PLAISANCE Dal.-Ct.	32 JUN. 28 at N.Y.	6 JUL. 5 vs Ind.	3 (3) JUN. 30 vs Minn.	4T(2) JUL. 20 vs Phoe.	10C(2) JUN. 28 at N.Y.	11 JUN. 20 vs Phoe.	5C(3) JUL. 7 at Chi.	2 (2) AUG. 9 at Minn.	5C JUL. 30 at L.V.	3 JUL. 20 vs Phoe.	15 JUL. 5 vs Ind.
THERESA PLAISANCE Ct.	13 AUG. 9 at Minn.	2 (2) AUG. 14 at Phoe.	2 (2) AUG. 23 vs L.V.	2 AUG. 9 at Minn.	4 AUG. 18 vs Dal.	5 AUG. 9 at Minn.	0	2 AUG. 9 at Minn.	1 AUG. 23 vs L.V.	1 (2) AUG. 30 at N.Y.	5 (2) AUG. 23 vs L.V.
SHEKINNA STRICKLEN	34 AUG. 16 vs Sea.	8 JUN. 21 vs Atl.	5 AUG. 16 vs Sea.	2 (2) AUG. 11 at L.V.	5 JUL. 30 vs Chi.	5 (2) AUG. 18 vs Dal.	6C JUL. 30 vs Chi.	3 (3) AUG. 9 at Minn.	3 (2) AUG. 16 vs Sea.	1 (7) AUG. 23 vs L.V.	24 (2) AUG. 16 vs Sea.
ALYSSA THOMAS	40T AUG. 23 vs L.V.	12C JUN. 26 at Dal.	5 (3) AUG. 23 vs L.V.	4 (9) AUG. 23 vs L.V.	9 (4) AUG. 27 at Sea.	12 (5) AUG. 23 vs L.V.	6 JUN. 6 vs L.A.	5 (2) AUG. 16 vs Sea.	5 AUG. 25 at L.A.	3 JUN. 26 at Dal.	28C JUN. 26 at Dal.
JASMINE THOMAS	37 (2) JUL. 12 vs Phoe.	7 (4) AUG. 18 vs Dal.	5 MAY. 28 vs Ind.	2 (5) SEP. 6 vs Chi.	5 (3) JUL. 19 vs Atl.	6 (2) SEP. 6 vs Chi.	11T JUN. 26 at Dal.	6 JUN. 6 vs L.A.	7T(3) SEP. 6 vs Chi.	1 (5) AUG. 30 at N.Y.	19 JUN. 26 at Dal.
MORGAN TUCK	27 SEP. 8 at Ind.	6 SEP. 4 vs Dal.	3 (2) SEP. 8 at Ind.	3 AUG. 27 at Sea.	5 AUG. 27 at Sea.	8 AUG. 27 at Sea.	3 (2) SEP. 8 at Ind.	1 (13) SEP. 6 vs Chi.	4C SEP. 8 at Ind.	2C JUN. 6 vs L.A.	17 SEP. 4 vs Dal.
COURTNEY WILLIAMS	41 SEP. 6 vs Chi.	12 AUG. 4 at N.Y.	5T(2) JUL. 30 vs Chi.	4T JUL. 6 vs Minn.	8 JUL. 12 vs Phoe.	10 JUL. 12 vs Phoe.	9C SEP. 6 vs Chi.	6C AUG. 16 vs Sea.	5 AUG. 16 vs Sea.	2T MAY. 31 at L.A.	28 AUG. 4 at N.Y.
SUN High Games	225 SEP. 6 vs Chi.	38 (2) SEP. 6 vs Chi.	20 (2) SEP. 8 at Ind.	18 MAY. 31 at L.A.	33 MAY. 31 at L.A.	51 MAY. 31 at L.A.	29 JUL. 30 vs Chi.	19 AUG. 16 vs Sea.	20 AUG. 9 at Minn.	11 JUN. 6 vs L.A.	104 SEP. 6 vs Chi.
SUN Low Games	200 (33) SEP. 8 at Ind.	21 (2) AUG. 9 at Minn.	6 JUL. 14 at Ind.	5 (2) JUN. 26 at Dal.	19 (2) AUG. 9 at Minn.	24 JUN. 26 at Dal.	10 AUG. 9 at Minn.	2 SEP. 4 vs Dal.	8 JUL. 19 vs Atl.	0 (3) SEP. 4 vs Dal.	57 AUG. 9 at Minn.



2019 HIGH GAMES

PLAYER	MINUTES	FIELD	FREE	----- REBOUNDS -----			ASSISTS	STEALS	TURNOVERS	BLOCKED	POINTS
		GOALS	THROWS	OFFENSIVE	DEFENSIVE	TOTAL				SHOTS	
OPPONENTS	225	41	26	13	36	46	27	13 (3)	27	9	109
High Games	SEP. 6 vs Chi.	SEP. 6 vs Chi.	AUG. 14 at Phoe.	JUN. 9 at Atl.	SEP. 8 at Ind.	JUN. 9 at Atl.	AUG. 9 at Minn.	AUG. 9 at Minn.	AUG. 16 vs Sea.	AUG. 1 vs Phoe.	SEP. 6 vs Chi.
OPPONENTS	200 (33)	21	2	3 (2)	14	17	11	3	9	0	59
Low Games	SEP. 8 at Ind.	JUL. 24 vs N.Y.	MAY. 28 vs Ind.	SEP. 4 vs Dal.	SEP. 4 vs Dal.	SEP. 4 vs Dal.	JUL. 19 vs Atl.	AUG. 11 at L.V.	JUN. 11 vs Wash.	AUG. 14 at Phoe.	JUN. 9 at Atl.

"C" indicates a new career-high, "T" a tied career-high.

Numbers in parentheses indicate the number of games in which a player or team has reached a given total (if more than one).







(21-13)

CONNECTICUT SUN

Final 2018 Regular Season

PLAYER	G	GS	MIN	-FIELD GOALS-			-3-POINT FG--		-FREE THROWS-			--REBOUNDS--				PF	DQ	STL	TO	BLK	PTS	AVG	
				FG	FGA	PCT	FG	FGA	PCT	FT	FTA	PCT	OFF	DEF	TOT								AST
Ogwumike	31	31	790	176	292	.603	1	2	.500	94	118	.797	85	142	227	32	106	3	36	51	19	447	14.4
J. Thomas	34	34	956	160	402	.398	46	148	.311	71	83	.855	26	85	111	163	70	1	37	85	8	437	12.9
C. Williams	30	29	812	171	375	.456	20	53	.377	17	25	.680	46	132	178	90	47	0	23	54	2	379	12.6
J. Jones	34	16	697	149	271	.550	50	107	.467	53	79	.671	71	117	188	57	99	2	15	55	42	401	11.8
A. Thomas	24	24	734	98	211	.464	0	1	.000	52	95	.547	47	148	195	101	69	0	28	48	10	248	10.3
Bentley	19	0	413	72	182	.396	21	69	.304	25	30	.833	10	17	27	61	44	0	25	31	2	190	10.0
Stricklen	34	30	639	77	179	.430	58	135	.430	12	14	.857	9	68	77	16	46	0	20	19	4	224	6.6
Tuck	34	1	462	80	169	.473	22	63	.349	19	23	.826	23	55	78	18	41	0	14	24	4	201	5.9
Banham	33	5	424	55	133	.414	30	81	.370	33	38	.868	6	23	29	48	55	0	15	18	3	173	5.2
Clarendon (TOT)	33	4	549	57	142	.401	2	20	.100	43	53	.811	17	44	61	72	48	0	15	38	0	159	4.8
Clarendon (CT)	15	0	238	31	63	.492	0	6	.000	19	23	.826	7	17	24	41	17	0	8	14	0	81	5.4
B. Jones	27	0	242	30	64	.469	0	0	---	24	33	.727	24	29	53	6	37	0	6	16	6	84	3.1
Laney	29	0	271	33	70	.471	1	9	.111	10	11	.909	20	30	50	21	20	0	11	16	0	77	2.7
Brown	22	0	124	12	44	.273	9	29	.310	4	7	.571	1	16	17	12	10	0	6	10	1	37	1.7
SUN	34	-	6800	1144	2455	.466	258	703	.367	433	579	.748	375	879	1254	666	661	6	244	458	101	2979	87.6
OPPONENTS	34	-	6800	1017	2295	.443	227	661	.343	516	638	.809	265	822	1087	621	600	4	229	472	127	2777	81.7

PLAYER	-- SINGLE-GAME HIGHS --				----- AVERAGE PER GAME -----				----- AVERAGE PER 40 MINUTES -----												
	MIN	REB	AST	STL	TO	BLK	PTS	REB	AST	PF	STL	TO	BLK	PTS							
Ogwumike	40	14	3	3	7	2	30	25.5	7.3	1.0	1.16	1.6	0.61	14.4	11.5	1.6	5.4	1.82	2.6	0.96	22.6
J. Thomas	38	6	9	4	5	3	30	28.1	3.3	4.8	1.09	2.5	0.24	12.9	4.6	6.8	2.9	1.55	3.6	0.33	18.3
C. Williams	35	10	6	2	4	1	34	27.1	5.9	3.0	0.77	1.8	0.07	12.6	8.8	4.4	2.3	1.13	2.7	0.10	18.7
J. Jones	34	15	7	3	6	4	27	20.5	5.5	1.7	0.44	1.6	1.24	11.8	10.8	3.3	5.7	0.86	3.2	2.41	23.0
A. Thomas	38	17	10	3	6	2	22	30.6	8.1	4.2	1.17	2.0	0.42	10.3	10.6	5.5	3.8	1.53	2.6	0.54	13.5
Bentley	29	4	6	5	5	1	20	21.7	1.4	3.2	1.32	1.6	0.11	10.0	2.6	5.9	4.3	2.42	3.0	0.19	18.4
Stricklen	36	7	3	3	3	2	24	18.8	2.3	0.5	0.59	0.6	0.12	6.6	4.8	1.0	2.9	1.25	1.2	0.25	14.0
Tuck	28	8	3	3	3	1	20	13.6	2.3	0.5	0.41	0.7	0.12	5.9	6.8	1.6	3.5	1.21	2.1	0.35	17.4
Banham	29	6	6	2	2	1	20	12.9	0.9	1.5	0.45	0.5	0.09	5.2	2.7	4.5	5.2	1.42	1.7	0.28	16.3
Clarendon (TOT)	26	5	5	3	5	0	14	16.6	1.8	2.2	0.45	1.2	0.00	4.8	4.4	5.2	3.5	1.09	2.8	0.00	11.6
Clarendon (CT)	23	4	5	3	4	0	14	15.9	1.6	2.7	0.53	0.9	0.00	5.4	4.0	6.9	2.9	1.34	2.4	0.00	13.6
B. Jones	31	10	2	1	3	3	18	9.0	2.0	0.2	0.22	0.6	0.22	3.1	8.8	1.0	6.1	0.99	2.6	0.99	13.9
Laney	24	6	3	3	2	0	11	9.3	1.7	0.7	0.38	0.6	0.00	2.7	7.4	3.1	3.0	1.62	2.4	0.00	11.4
Brown	16	5	4	2	2	1	9	5.6	0.8	0.5	0.27	0.5	0.05	1.7	5.5	3.9	3.2	1.94	3.2	0.32	11.9
SUN	200	51	27	15	23	9	110	200.0	36.9	19.6	7.18	13.5	2.97	87.6	36.9	19.6	19.4	7.18	13.5	2.97	87.6
OPPONENTS	200	42	35	12	23	8	103	200.0	32.0	18.3	6.74	13.9	3.74	81.7	32.0	18.3	17.6	6.74	13.9	3.74	81.7

CONNECTICUT SUN	Date	Opponent	Team/Opp	Home	Road	Total	High Scoring	High Rebounds	High Assists	Opponent Scoring	Atten.
May 20	LAS VEGAS	W101-	65	1-0	0-0	1-0	Bentley-18	A. Thomas-17	J. Thomas-6	Young-23	6,637
May 24	LOS ANGELES	W102-	94	2-0	0-0	2-0	Ogwumike-18	A. Thomas-9	J. Thomas-8	Gray-21	5,571
May 26	INDIANA	W 86-	77	3-0	0-0	3-0	A. Thomas-21	Ogwumike-8	C. Williams-6	K. Mitchell-18	5,843
Jun 1	@Chicago	W110-	72	3-0	1-0	4-0	J. Jones-20	A. Thomas-13	J. Thomas-5	DeShields-15	4,131
Jun 3	@Washington	W 88-	64	3-0	2-0	5-0	J. Thomas-25	C. Williams-10	A. Thomas-4	Atkins-14	5,176
Jun 5	@Atlanta	L 77-	82	3-0	2-1	5-1	A. Thomas-19	A. Thomas-17	A. Thomas-7	Hayes-22	2,830
Jun 7	@New York	W 88-	86	3-0	3-1	6-1	J. Thomas-19	C. Williams-9	J. Thomas-8	Charles-24	1,581
Jun 9	MINNESOTA	W 89-	75	4-0	3-1	7-1	C. Williams-22	A. Thomas-11	A. Thomas-4	Fowles-20	6,771
Jun 13	WASHINGTON	L 91-	95	4-1	3-1	7-2	C. Williams-34	Ogwumike-11	J. Thomas-4	Delle Donne-36	6,000
Jun 15	@Seattle	L 92-	103	4-1	3-2	7-3	Ogwumike-30	J. Jones-8	J. Thomas-6	Howard-25	7,094
Jun 16	@Phoenix	L 72-	89	4-1	3-3	7-4	Tuck-20	C. Williams-6	Banham-4	Taurasi-19	12,497
Jun 22	@Atlanta	L 70-	75	4-1	3-4	7-5	Bentley-18	J. Jones-7	J. Thomas-4	McCoughtry-25	4,047
Jun 24	@Indiana	W 87-	78	4-1	4-4	8-5	Banham-20	B. Jones-10	Bentley-6	Achonwa-16	5,458
Jun 26	@Washington	L 80-	92	4-1	4-5	8-6	Ogwumike-17	Ogwumike-11	Bentley-6	Delle Donne-25	4,139
Jun 27	INDIANA	W101-	89	5-1	4-5	9-6	Ogwumike-21	Ogwumike-10	J. Thomas-6	Vivians-25	5,112
Jul 1	@Seattle	L 70-	84	5-1	4-6	9-7	Bentley-15	Tied with-6	Bentley-4	Howard-13	9,307
Jul 3	@Los Angeles	W 73-	72	5-1	5-6	10-7	Ogwumike-21	Stricklen-7	Banham-6	Ogwumike-20	6,280
Jul 5	@Phoenix	L 77-	84	5-1	5-7	10-8	Banham-11	Tuck-8	Banham-3	Taurasi-25	8,599
Jul 7	@Las Vegas	L 90-	94	5-1	5-8	10-9	Tuck-20	Ogwumike-11	J. Thomas-3	Wilson-34	3,363
Jul 11	NEW YORK	L 76-	79	5-2	5-8	10-10	Ogwumike-17	A. Thomas-10	C. Williams-5	Charles-19	7,413
Jul 13	PHOENIX	W 91-	87	6-2	5-8	11-10	C. Williams-25	C. Williams-10	A. Thomas-10	Taurasi-28	7,696
Jul 15	@Minnesota	W 83-	64	6-2	6-8	12-10	Tuck-15	C. Williams-8	Clarendon-5	Fowles-12	9,234
Jul 17	ATLANTA	L 83-	86	6-3	6-8	12-11	J. Jones-19	A. Thomas-10	J. Thomas-6	McCoughtry-24	5,555
Jul 20	SEATTLE	L 65-	78	6-4	6-8	12-12	Ogwumike-21	Ogwumike-12	Banham-5	Loyd-31	7,908
Jul 22	@Dallas	W 92-	75	6-4	7-8	13-12	Stricklen-24	A. Thomas-8	J. Thomas-9	Cambage-25	4,935
Jul 24	WASHINGTON	W 94-	68	7-4	7-8	14-12	J. Jones-23	C. Williams-10	C. Williams-6	Delle Donne-21	5,125
Aug 1	NEW YORK	W 92-	77	8-4	7-8	15-12	J. Jones-21	A. Thomas-12	C. Williams-6	Rodgers-16	6,412
Aug 5	LAS VEGAS	W109-	88	9-4	7-8	16-12	J. Thomas-30	Tuck-7	C. Williams-5	Wilson-24	6,791
Aug 8	@Dallas	W101-	92	9-4	8-8	17-12	A. Thomas-22	C. Williams-10	J. Thomas-9	Cambage-29	3,483
Aug 10	@Chicago	L 86-	97	9-4	8-9	17-13	Ogwumike-18	A. Thomas-6	A. Thomas-3	Vandersloot-20	5,976
Aug 12	CHICAGO	W 82-	75	10-4	8-9	18-13	C. Williams-22	J. Jones-15	J. Thomas-8	Dolson-20	7,687
Aug 14	DALLAS	W 96-	76	11-4	8-9	19-13	J. Jones-27	J. Jones-10	J. Thomas-7	Gray-18	6,365
Aug 17	MINNESOTA	W 96-	79	12-4	8-9	20-13	J. Jones-26	A. Thomas-8	A. Thomas-8	Fowles-25	7,089
Aug 19	LOS ANGELES	W 89-	86	13-4	8-9	21-13	J. Thomas-27	J. Jones-9	J. Jones-7	Parker-20	8,040





Connecticut Sun 2018 HIGH GAMES

PLAYER	MINUTES	FIELD GOALS	FREE THROWS	----- REBOUNDS -----			ASSISTS	STEALS	TURNOVERS	BLOCKED SHOTS	POINTS
				OFFENSIVE	DEFENSIVE	TOTAL					
RACHEL BANHAM	29 JUL. 5 at Phoe.	7 JUN. 24 at Ind.	5T(2) JUL. 3 at L.A.	1T(6) JUL. 11 vs N.Y.	6C JUL. 5 at Phoe.	6C JUL. 5 at Phoe.	6 JUL. 3 at L.A.	2 (2) JUL. 22 at Dal.	2 (4) JUL. 17 vs Atl.	1T(3) JUL. 11 vs N.Y.	20 JUN. 24 at Ind.
ALEX BENTLEY	29 JUL. 5 at Phoe.	8 JUN. 1 at Chi.	4 MAY. 24 vs L.A.	2T(2) JUN. 3 at Wash.	3 (2) JUL. 5 at Phoe.	4 JUN. 13 vs Wash.	6 (3) JUL. 7 at L.V.	5 JUN. 24 at Ind.	5T JUN. 22 at Atl.	1 (2) JUN. 5 at Atl.	20 JUN. 1 at Chi.
LEXIE BROWN	16 JUL. 1 at Sea.	3 JUL. 5 at Phoe.	2 MAY. 20 vs L.V.	1T JUN. 1 at Chi.	5 JUL. 3 at L.A.	5 JUL. 3 at L.A.	4 MAY. 20 vs L.V.	2 (2) JUN. 15 at Sea.	2 (3) AUG. 5 vs L.V.	1T MAY. 26 vs Ind.	9 JUL. 5 at Phoe.
LAYSHIA CLARENDON Atl.-Ct.	26 JUN. 19 at N.Y.	6 (2) AUG. 17 vs Minn.	5 (2) JUN. 22 vs Conn.	2 (4) JUL. 24 vs Wash.	4 JUN. 5 vs Conn.	5 JUN. 22 vs Conn.	5 (2) AUG. 17 vs Minn.	3 (2) AUG. 17 vs Minn.	5 JUN. 19 at N.Y.	0	14 AUG. 17 vs Minn.
LAYSHIA CLARENDON Ct.	23 AUG. 17 vs Minn.	6 AUG. 17 vs Minn.	3 AUG. 10 at Chi.	2 JUL. 24 vs Wash.	3 JUL. 17 vs Atl.	4 JUL. 24 vs Wash.	5 (2) AUG. 17 vs Minn.	3 AUG. 17 vs Minn.	4 JUL. 20 vs Sea.	0	14 AUG. 17 vs Minn.
BRIONNA JONES	31 JUN. 24 at Ind.	8 JUN. 24 at Ind.	5 JUN. 16 at Phoe.	5 (2) JUL. 5 at Phoe.	5 JUN. 24 at Ind.	10 JUN. 24 at Ind.	2 JUN. 22 at Atl.	1 (6) AUG. 5 vs L.V.	3 (2) JUN. 24 at Ind.	3T JUN. 16 at Phoe.	18 JUN. 24 at Ind.
JONQUEL JONES	34 AUG. 19 vs L.A.	10 (2) AUG. 14 vs Dal.	5 AUG. 17 vs Minn.	9 AUG. 12 vs Chi.	7 (3) AUG. 19 vs L.A.	15 AUG. 12 vs Chi.	7C AUG. 19 vs L.A.	3 MAY. 20 vs L.V.	6T AUG. 19 vs L.A.	4 (2) AUG. 17 vs Minn.	27 AUG. 14 vs Dal.
BETNIJAH LANEY	24 AUG. 5 vs L.V.	5 (2) JUL. 7 at L.V.	3 JUL. 3 at L.A.	3 (3) AUG. 10 at Chi.	5 JUL. 1 at Sea.	6 JUL. 1 at Sea.	3 JUN. 16 at Phoe.	3 (2) AUG. 5 vs L.V.	2 (3) AUG. 8 at Dal.	0	11 JUL. 1 at Sea.
CHINEY OGWUMIKE	40T JUN. 13 vs Wash.	13C JUN. 15 at Sea.	8 AUG. 10 at Chi.	7 JUN. 13 vs Wash.	8 (6) AUG. 12 vs Chi.	14 AUG. 12 vs Chi.	3 (2) JUN. 27 vs Ind.	3 (2) JUL. 11 vs N.Y.	7C JUN. 22 at Atl.	2 (4) JUL. 7 at L.V.	30C JUN. 15 at Sea.

Connecticut Sun 2018 HIGH GAMES

PLAYER	MINUTES	FIELD GOALS	FREE THROWS	----- REBOUNDS -----			ASSISTS	STEALS	TURNOVERS	BLOCKED SHOTS	POINTS
				OFFENSIVE	DEFENSIVE	TOTAL					
SHEKINNA STRICKLEN	36 JUL. 22 at Dal.	8 JUL. 22 at Dal.	2 (5) AUG. 5 vs L.V.	2 MAY. 24 vs L.A.	7 JUL. 3 at L.A.	7 JUL. 3 at L.A.	3 MAY. 26 vs Ind.	3 (2) AUG. 8 at Dal.	3 MAY. 24 vs L.A.	2 JUL. 22 at Dal.	24 JUL. 22 at Dal.
ALYSSA THOMAS	38 JUL. 17 vs Atl.	10 AUG. 8 at Dal.	6 JUL. 11 vs N.Y.	6 JUN. 5 at Atl.	13T MAY. 20 vs L.V.	17C(2) JUN. 5 at Atl.	10C JUL. 13 vs Phoe.	3 (2) AUG. 8 at Dal.	6 JUN. 5 at Atl.	2 (3) JUN. 1 at Chi.	22 AUG. 8 at Dal.
JASMINE THOMAS	38 JUL. 13 vs Phoe.	12T AUG. 5 vs L.V.	8T JUN. 22 at Atl.	3T JUL. 1 at Sea.	5 (5) AUG. 19 vs L.A.	6 (4) AUG. 1 vs N.Y.	9 (2) AUG. 8 at Dal.	4 (2) AUG. 12 vs Chi.	5 JUN. 27 vs Ind.	3 JUN. 15 at Sea.	30C AUG. 5 vs L.V.
MORGAN TUCK	28 JUN. 16 at Phoe.	8T(2) JUL. 7 at L.V.	3 (2) AUG. 8 at Dal.	3 (2) JUL. 7 at L.V.	6 AUG. 5 vs L.V.	8 JUL. 5 at Phoe.	3 AUG. 5 vs L.V.	3T JUN. 1 at Chi.	3 JUL. 5 at Phoe.	1 (4) JUL. 22 at Dal.	20 (2) JUL. 7 at L.V.
COURTNEY WILLIAMS	35 (2) AUG. 12 vs Chi.	15C JUN. 13 vs Wash.	3 (2) JUN. 27 vs Ind.	4T(2) AUG. 8 at Dal.	10T JUL. 24 vs Wash.	10 (4) AUG. 8 at Dal.	6 (3) AUG. 1 vs N.Y.	2 (6) AUG. 14 vs Dal.	4 (2) JUN. 27 vs Ind.	1 (2) JUN. 7 at N.Y.	34C JUN. 13 vs Wash.
SUN High Games	200 (34) AUG. 19 vs L.A.	46 AUG. 5 vs L.V.	19 MAY. 26 vs Ind.	21 AUG. 12 vs Chi.	34 JUN. 5 at Atl.	51 AUG. 12 vs Chi.	27 MAY. 20 vs L.V.	15 JUN. 1 at Chi.	23 JUL. 20 vs Sea.	9 JUN. 1 at Chi.	110 JUN. 1 at Chi.
SUN Low Games	200 (34) AUG. 19 vs L.A.	24 JUN. 22 at Atl.	7 (2) JUL. 24 vs Wash.	3 AUG. 19 vs L.A.	16 JUN. 16 at Phoe.	29 (2) MAY. 26 vs Ind.	11 AUG. 12 vs Chi.	1 JUN. 26 at Wash.	8 (2) JUL. 22 at Dal.	0 (2) AUG. 14 vs Dal.	65 JUL. 20 vs Sea.
OPPONENTS High Games	200 (34) AUG. 19 vs L.A.	39 AUG. 10 at Chi.	28 MAY. 20 vs L.V.	17 AUG. 8 at Dal.	33 JUN. 5 at Atl.	42 JUL. 5 at Phoe.	35 AUG. 10 at Chi.	12 JUL. 20 vs Sea.	23 JUN. 1 at Chi.	8 (2) AUG. 14 vs Dal.	103 JUN. 15 at Sea.
OPPONENTS Low Games	200 (34) AUG. 19 vs L.A.	18 MAY. 20 vs L.V.	6 (3) AUG. 17 vs Minn.	2 AUG. 5 vs L.V.	9 MAY. 24 vs L.A.	14 MAY. 24 vs L.A.	8 MAY. 20 vs L.V.	2 JUL. 22 at Dal.	7 JUN. 26 at Wash.	0 JUN. 15 at Sea.	64 (2) JUL. 15 at Minn.

"C" indicates a new career-high, "T" a tied career-high.

Numbers in parentheses indicate the number of games in which a player or team has reached a given total (if more than one).







(21-13) CONNECTICUT SUN Final 2017 Regular Season

PLAYER	G	GS	-FIELD GOALS-			-3-POINT		FG--		-FREE THROWS-			--REBOUNDS--					DQ	STL	TO	BLK	PTS	AVG
			MIN	FG	FGA	PCT	FG	FGA	PCT	FT	FTA	PCT	OFF	DEF	TOT	AST	PF						
J. Jones	34	34	970	181	339	.534	25	56	.446	135	165	.818	123	280	403	50	115	2	29	57	50	522	15.4
A. Thomas	33	33	982	188	369	.509	0	3	.000	114	201	.567	47	178	225	147	105	0	52	98	13	490	14.8
J. Thomas	32	31	902	171	406	.421	54	134	.403	57	73	.781	13	61	74	139	52	0	51	76	4	453	14.2
Williams	34	28	884	185	390	.474	12	37	.324	36	41	.878	45	97	142	71	55	0	19	48	8	418	12.3
Stricklen	34	29	926	95	232	.409	71	173	.410	32	37	.865	17	90	107	37	56	1	42	29	4	293	8.6
Bentley	31	9	735	100	263	.380	22	79	.278	38	47	.809	4	41	45	89	68	0	26	27	4	260	8.4
Kizer	20	1	238	48	100	.480	0	1	.000	23	30	.767	22	35	57	6	37	0	11	10	7	119	6.0
Tuck	22	5	366	45	127	.354	11	38	.289	17	21	.810	11	38	49	20	35	0	8	22	0	118	5.4
Banham	30	0	283	33	101	.327	16	57	.281	16	20	.800	2	32	34	22	28	0	4	12	0	98	3.3
B. Jones	23	0	147	23	40	.575	0	0	---	20	24	.833	16	22	38	3	28	0	9	9	2	66	2.9
Adams	19	0	83	16	45	.356	12	31	.387	5	5	1.000	7	4	11	4	24	1	4	7	4	49	2.6
Pedersen	26	0	266	13	35	.371	0	1	.000	12	17	.706	23	36	59	15	39	0	7	10	2	38	1.5
Fitzgerald	2	0	8	0	3	.000	0	0	---	0	0	---	1	2	3	2	0	0	0	1	0	0	0.0
Hooper	3	0	11	0	2	.000	0	1	.000	0	0	---	0	1	1	0	1	0	0	0	0	0	0.0
SUN	34	-	6800	1098	2452	.448	223	611	.365	505	681	.742	331	917	1248	605	643	4	262	426	98	2924	86.0
OPPONENTS	34	-	6800	1022	2350	.435	209	600	.348	521	647	.805	264	885	1149	570	642	6	226	472	134	2774	81.6

PLAYER	-- SINGLE-GAME HIGHS --								----- AVERAGE PER GAME -----								----- AVERAGE PER 40 MINUTES -----							
	MIN	REB	AST	ST	TO	BL	PTS	MIN	REB	AST	STL	TO	BLK	PTS	REB	AST	PF	STL	TO	BLK	PTS			
J. Jones	37	22	6	4	4	5	29	28.5	11.9	1.5	0.85	1.7	1.47	15.4	16.6	2.1	4.7	1.20	2.4	2.06	21.5			
A. Thomas	37	13	9	7	7	4	26	29.8	6.8	4.5	1.58	3.0	0.39	14.8	9.2	6.0	4.3	2.12	4.0	0.53	20.0			
J. Thomas	36	6	11	5	7	1	29	28.2	2.3	4.3	1.59	2.4	0.13	14.2	3.3	6.2	2.3	2.26	3.4	0.18	20.1			
Williams	38	10	6	2	6	2	27	26.0	4.2	2.1	0.56	1.4	0.24	12.3	6.4	3.2	2.5	0.86	2.2	0.36	18.9			
Stricklen	37	7	4	5	3	1	21	27.2	3.1	1.1	1.24	0.9	0.12	8.6	4.6	1.6	2.4	1.81	1.3	0.17	12.7			
Bentley	36	5	7	2	4	2	16	23.7	1.5	2.9	0.84	0.9	0.13	8.4	2.4	4.8	3.7	1.41	1.5	0.22	14.1			
Kizer	26	8	2	4	3	2	16	11.9	2.9	0.3	0.55	0.5	0.35	6.0	9.6	1.0	6.2	1.85	1.7	1.18	20.0			
Tuck	38	10	3	3	3	0	21	16.6	2.2	0.9	0.36	1.0	0.00	5.4	5.4	2.2	3.8	0.87	2.4	0.00	12.9			
Banham	19	4	3	1	2	0	11	9.4	1.1	0.7	0.13	0.4	0.00	3.3	4.8	3.1	4.0	0.57	1.7	0.00	13.9			
B. Jones	18	7	1	2	1	1	13	6.4	1.7	0.1	0.39	0.4	0.09	2.9	10.3	0.8	7.6	2.45	2.4	0.54	18.0			
Adams	11	4	2	1	2	1	9	4.4	0.6	0.2	0.21	0.4	0.21	2.6	5.3	1.9	11.6	1.93	3.4	1.93	23.6			
Pedersen	22	6	2	1	2	1	5	10.2	2.3	0.6	0.27	0.4	0.08	1.5	8.9	2.3	5.9	1.05	1.5	0.30	5.7			
Fitzgerald	7	2	1	0	1	0	0	4.0	1.5	1.0	0.00	0.5	0.00	0.0	15.0	10.0	0.0	0.00	5.0	0.00	0.0			
Hooper	6	1	0	0	0	0	0	3.6	0.3	0.0	0.00	0.0	0.00	0.0	3.6	0.0	3.6	0.00	0.0	0.00	0.0			
SUN	200	50	28	14	19	9	104	200.0	36.7	17.8	7.71	12.5	2.88	86.0	36.7	17.8	18.9	7.71	12.5	2.88	86.0			
OPPONENTS	200	48	26	14	22	11	96	200.0	33.8	16.8	6.65	13.9	3.94	81.6	33.8	16.8	18.9	6.65	13.9	3.94	81.6			

CONNECTICUT SUN		Team/Opp		Home		Road		Total		High Scoring		High Rebounds		High Assists		Opponent Scoring		Atten.	
Date	Opponent	L	W	0-1	0-0	0-1	0-1	0-1	0-1	Tuck-21	J. Jones-20	J. Thomas-3	J. Thomas-3	J. Thomas-3	J. Thomas-3	J. Thomas-3	J. Thomas-3	J. Thomas-3	J. Thomas-3
May 13	ATLANTA	L	74-81	0-1	0-0	0-1	0-1	0-1	0-1	J. Jones-19	J. Jones-12	J. Thomas-3	J. Thomas-3	J. Thomas-3	J. Thomas-3	J. Thomas-3	J. Thomas-3	J. Thomas-3	J. Thomas-3
May 20	@Indiana	L	79-81	0-1	0-1	0-2	0-2	0-2	0-2	J. Jones-19	J. Jones-12	J. Thomas-3	J. Thomas-3	J. Thomas-3	J. Thomas-3	J. Thomas-3	J. Thomas-3	J. Thomas-3	J. Thomas-3
May 23	@Minnesota	L	78-80	0-1	0-2	0-3	0-3	0-3	0-3	J. Thomas-18	Tuck-10	A. Thomas-6	A. Thomas-6	A. Thomas-6	A. Thomas-6	A. Thomas-6	A. Thomas-6	A. Thomas-6	A. Thomas-6
May 26	MINNESOTA	L	68-82	0-2	0-2	0-4	0-4	0-4	0-4	Kizer-12	Williams-5	J. Thomas-3	J. Thomas-3	J. Thomas-3	J. Thomas-3	J. Thomas-3	J. Thomas-3	J. Thomas-3	J. Thomas-3
May 28	@Chicago	W	97-79	0-2	1-2	1-4	1-4	1-4	1-4	J. Jones-23	A. Thomas-5	A. Thomas-5	A. Thomas-5	A. Thomas-5	A. Thomas-5	A. Thomas-5	A. Thomas-5	A. Thomas-5	A. Thomas-5
May 31	@Washington	L	76-78	0-2	1-3	1-5	1-5	1-5	1-5	Stricklen-20	J. Jones-13	J. Thomas-6	J. Thomas-6	J. Thomas-6	J. Thomas-6	J. Thomas-6	J. Thomas-6	J. Thomas-6	J. Thomas-6
Jun 3	@San Antonio	W	85-77	0-2	2-3	2-5	2-5	2-5	2-5	Williams-23	J. Jones-14	A. Thomas-7	A. Thomas-7	A. Thomas-7	A. Thomas-7	A. Thomas-7	A. Thomas-7	A. Thomas-7	A. Thomas-7
Jun 10	ATLANTA	W	104-71	1-2	2-3	3-5	3-5	3-5	3-5	J. Jones-20	J. Jones-15	J. Thomas-11	J. Thomas-11	J. Thomas-11	J. Thomas-11	J. Thomas-11	J. Thomas-11	J. Thomas-11	J. Thomas-11
Jun 14	NEW YORK	W	96-76	2-2	2-3	4-5	4-5	4-5	4-5	Williams-22	J. Jones-12	J. Thomas-8	J. Thomas-8	J. Thomas-8	J. Thomas-8	J. Thomas-8	J. Thomas-8	J. Thomas-8	J. Thomas-8
Jun 17	@Minnesota	W	98-93	2-2	3-3	5-5	5-5	5-5	5-5	J. Thomas-20	A. Thomas-8	A. Thomas-8	A. Thomas-8	A. Thomas-8	A. Thomas-8	A. Thomas-8	A. Thomas-8	A. Thomas-8	A. Thomas-8
Jun 23	@New York	W	94-89	2-2	4-3	6-5	6-5	6-5	6-5	J. Thomas-23	A. Thomas-8	A. Thomas-8	A. Thomas-8	A. Thomas-8	A. Thomas-8	A. Thomas-8	A. Thomas-8	A. Thomas-8	A. Thomas-8
Jun 25	@Dallas	L	82-96	2-2	4-4	6-6	6-6	6-6	6-6	A. Thomas-19	J. Jones-12	J. Thomas-6	J. Thomas-6	J. Thomas-6	J. Thomas-6	J. Thomas-6	J. Thomas-6	J. Thomas-6	J. Thomas-6
Jun 27	LOS ANGELES	L	79-87	2-3	4-4	6-7	6-7	6-7	6-7	J. Thomas-19	J. Jones-17	J. Thomas-3	J. Thomas-3	J. Thomas-3	J. Thomas-3	J. Thomas-3	J. Thomas-3	J. Thomas-3	J. Thomas-3
Jun 29	SEATTLE	W	96-89	3-3	4-4	7-7	7-7	7-7	7-7	J. Thomas-29	J. Jones-10	A. Thomas-9	A. Thomas-9	A. Thomas-9	A. Thomas-9	A. Thomas-9	A. Thomas-9	A. Thomas-9	A. Thomas-9
Jul 1	@Indiana	W	91-85	3-3	5-4	8-7	8-7	8-7	8-7	J. Jones-29	J. Jones-15	A. Thomas-8	A. Thomas-8	A. Thomas-8	A. Thomas-8	A. Thomas-8	A. Thomas-8	A. Thomas-8	A. Thomas-8
Jul 5	@San Antonio	W	89-56	3-3	6-4	9-7	9-7	9-7	9-7	Williams-17	A. Thomas-8	J. Thomas-8	J. Thomas-8	J. Thomas-8	J. Thomas-8	J. Thomas-8	J. Thomas-8	J. Thomas-8	J. Thomas-8
Jul 8	WASHINGTON	W	96-92	4-3	6-4	10-7	10-7	10-7	10-7	J. Jones-22	J. Jones-9	A. Thomas-5	A. Thomas-5	A. Thomas-5	A. Thomas-5	A. Thomas-5	A. Thomas-5	A. Thomas-5	A. Thomas-5
Jul 12	@Seattle	W	83-79	4-3	7-4	11-7	11-7	11-7	11-7	Stricklen-21	J. Jones-12	J. Thomas-6	J. Thomas-6	J. Thomas-6	J. Thomas-6	J. Thomas-6	J. Thomas-6	J. Thomas-6	J. Thomas-6
Jul 13	@Los Angeles	L	77-87	4-3	7-5	11-8	11-8	11-8	11-8	J. Jones-20	A. Thomas-9	A. Thomas-6	A. Thomas-6	A. Thomas-6	A. Thomas-6	A. Thomas-6	A. Thomas-6	A. Thomas-6	A. Thomas-6
Jul 16	SAN ANTONIO	W	89-75	5-3	7-5	12-8	12-8	12-8	12-8	Williams-15	A. Thomas-9	A. Thomas-9	A. Thomas-9	A. Thomas-9	A. Thomas-9	A. Thomas-9	A. Thomas-9	A. Thomas-9	A. Thomas-9
Jul 19	@New York	L	80-96	5-3	7-6	12-9	12-9	12-9	12-9	J. Jones-14	J. Jones-10	Williams-4	Williams-4	Williams-4	Williams-4	Williams-4	Williams-4	Williams-4	Williams-4
Jul 25	CHICAGO	W	93-72	6-3	7-6	13-9	13-9	13-9	13-9	A. Thomas-20	J. Jones-10	J. Thomas-8	J. Thomas-8	J. Thomas-8	J. Thomas-8	J. Thomas-8	J. Thomas-8	J. Thomas-8	J. Thomas-8
Jul 30	INDIANA	W	89-73	7-3	7-6	14-9	14-9	14-9	14-9	J. Thomas-15	J. Jones-13	A. Thomas-8	A. Thomas-8	A. Thomas-8	A. Thomas-8	A. Thomas-8	A. Thomas-8	A. Thomas-8	A. Thomas-8
Aug 4	PHOENIX	W	93-92	8-3	7-6	15-9	15-9	15-9	15-9	J. Jones-19	J. Jones-15	A. Thomas-4	A. Thomas-4	A. Thomas-4	A. Thomas-4	A. Thomas-4	A. Thomas-4	A. Thomas-4	A. Thomas-4
Aug 8	SEATTLE	W	84-71	9-3	7-6	1													



Connecticut Sun 2017 HIGH GAMES

PLAYER	MINUTES	FIELD GOALS	FREE THROWS	----- OFFENSIVE	REBOUNDS ----- DEFENSIVE	TOTAL	ASSISTS	STEALS	TURNOVERS	BLOCKED SHOTS	POINTS
DANIELLE ADAMS	11 MAY. 20 at Ind.	3 (2) JUL. 19 at N.Y.	2 (2) JUL. 30 vs Ind.	3 JUL. 25 vs Chi.	2 JUN. 10 vs Atl.	4 JUL. 25 vs Chi.	2 JUL. 5 at S.A.	1 (4) AUG. 20 vs Phoe.	2 (2) JUL. 30 vs Ind.	1 (4) JUN. 17 at Minn.	9 MAY. 20 at Ind.
RACHEL BANHAM	19 (2) AUG. 25 vs Chi.	4 (3) AUG. 15 at Atl.	4 MAY. 28 at Chi.	1T(2) AUG. 20 vs Phoe.	4 (2) JUL. 30 vs Ind.	4 (3) AUG. 20 vs Phoe.	3 JUN. 17 at Minn.	1 (4) AUG. 20 vs Phoe.	2 (2) JUL. 13 at L.A.	0	11 (2) JUN. 17 at Minn.
ALEX BENTLEY	36 MAY. 20 at Ind.	6 AUG. 4 vs Phoe.	4 AUG. 8 vs Sea.	1 (4) AUG. 12 vs Dal.	4 JUL. 5 at S.A.	5 JUL. 5 at S.A.	7 (2) AUG. 15 at Atl.	2 (8) SEP. 3 at L.A.	4 MAY. 20 at Ind.	2T JUL. 25 vs Chi.	16 AUG. 4 vs Phoe.
FEYONDA FITZGERALD	7C JUN. 10 vs Atl.	0C	0C	1C JUN. 14 vs N.Y.	2C JUN. 10 vs Atl.	2C JUN. 10 vs Atl.	1C(2) JUN. 14 vs N.Y.	0C	1C JUN. 10 vs Atl.	0C	0C
JORDAN HOOPER	6 MAY. 26 vs Minn.	0	0	0	1 MAY. 26 vs Minn.	1 MAY. 26 vs Minn.	0	0	0	0	0
BRIONNA JONES	18 JUN. 10 vs Atl.	5 SEP. 1 at Phoe.	4 (2) JUL. 30 vs Ind.	3 (2) AUG. 25 vs Chi.	5 JUN. 10 vs Atl.	7 JUN. 10 vs Atl.	1 (3) AUG. 25 vs Chi.	2 (3) SEP. 1 at Phoe.	1 (9) AUG. 25 vs Chi.	1 (2) AUG. 25 vs Chi.	13 SEP. 1 at Phoe.
JONQUEL JONES	37 (3) AUG. 8 vs Sea.	11 JUL. 1 at Ind.	11C AUG. 12 vs Dal.	10C JUN. 27 vs L.A.	16T AUG. 29 at Wash.	22T AUG. 29 at Wash.	6 AUG. 29 at Wash.	4 (2) AUG. 12 vs Dal.	4 (5) AUG. 23 vs Dal.	5 (2) AUG. 12 vs Dal.	29 JUL. 1 at Ind.
LYNETTA KIZER	26 MAY. 28 at Chi.	6 MAY. 26 vs Minn.	6 MAY. 28 at Chi.	4 MAY. 31 at Wash.	5 (2) MAY. 28 at Chi.	8 MAY. 31 at Wash.	2 JUN. 3 at S.A.	4 MAY. 31 at Wash.	3 MAY. 13 vs Atl.	2T MAY. 13 vs Atl.	16 MAY. 28 at Chi.
KAYLA PEDERSEN	22 JUN. 29 vs Sea.	2 (3) AUG. 25 vs Chi.	2 (4) AUG. 15 at Atl.	4 JUL. 8 vs Wash.	5 JUN. 29 vs Sea.	6 (2) JUL. 25 vs Chi.	2 (4) JUL. 1 at Ind.	1 (7) AUG. 23 vs Dal.	2 JUL. 5 at S.A.	1 (2) JUN. 29 vs Sea.	5 AUG. 25 vs Chi.

Connecticut Sun 2017 HIGH GAMES

PLAYER	MINUTES	FIELD GOALS	FREE THROWS	----- OFFENSIVE	REBOUNDS ----- DEFENSIVE	TOTAL	ASSISTS	STEALS	TURNOVERS	BLOCKED SHOTS	POINTS
SHEKINNA STRICKLEN	37 AUG. 8 vs Sea.	7 (2) JUL. 12 at Sea.	5 JUN. 10 vs Atl.	3 JUN. 10 vs Atl.	7 SEP. 1 at Phoe.	7 SEP. 1 at Phoe.	4 SEP. 1 at Phoe.	5C AUG. 8 vs Sea.	3 (2) SEP. 1 at Phoe.	1 (4) SEP. 3 at L.A.	21 JUL. 12 at Sea.
ALYSSA THOMAS	37 JUL. 1 at Ind.	9 (3) AUG. 29 at Wash.	8 (2) AUG. 29 at Wash.	4 SEP. 1 at Phoe.	13T AUG. 12 vs Dal.	13 AUG. 12 vs Dal.	9 JUN. 29 vs Sea.	7C JUL. 5 at S.A.	7C JUN. 27 vs L.A.	4C JUN. 3 at S.A.	26 AUG. 29 at Wash.
JASMINE THOMAS	36 (2) AUG. 29 at Wash.	12T JUN. 29 vs Sea.	8T AUG. 29 at Wash.	2 SEP. 3 at L.A.	5 (3) AUG. 20 vs Phoe.	6 (2) JUN. 17 at Minn.	11T JUN. 10 vs Atl.	5 (3) JUL. 13 at L.A.	7T JUN. 17 at Minn.	1 (4) JUL. 25 vs Chi.	29 JUN. 29 vs Sea.
MORGAN TUCK	38 MAY. 13 vs Atl.	7 MAY. 13 vs Atl.	4T(2) MAY. 20 at Ind.	2 (3) AUG. 8 vs Sea.	8C MAY. 23 at Minn.	10C MAY. 23 at Minn.	3 (3) AUG. 15 at Atl.	3T MAY. 23 at Minn.	3 (2) SEP. 1 at Phoe.	0	21C MAY. 13 vs Atl.
COURTNEY WILLIAMS	38 JUN. 10 vs Atl.	12 AUG. 8 vs Sea.	5T JUN. 14 vs N.Y.	3 (5) AUG. 20 vs Phoe.	7 (2) AUG. 8 vs Sea.	10 JUN. 3 at S.A.	6 JUL. 25 vs Chi.	2 (3) AUG. 20 vs Phoe.	6C MAY. 20 at Ind.	2T AUG. 23 vs Dal.	27 AUG. 8 vs Sea.
SUN High Games	200 (34) SEP. 3 at L.A.	41 JUN. 17 at Minn.	28 MAY. 28 at Chi.	16 JUN. 27 vs L.A.	37 AUG. 20 vs Phoe.	50 MAY. 28 at Chi.	28 AUG. 15 at Atl.	14 JUL. 25 vs Chi.	19 (3) JUL. 13 at L.A.	9 JUN. 17 at Minn.	104 JUN. 10 vs Atl.
SUN Low Games	200 (34) SEP. 3 at L.A.	24 (2) SEP. 3 at L.A.	4 MAY. 23 at Minn.	6 (2) AUG. 18 vs N.Y.	17 JUL. 19 at N.Y.	24 JUL. 19 at N.Y.	11 MAY. 13 vs Atl.	3 (3) AUG. 25 vs Chi.	4 JUL. 19 at N.Y.	0 (3) JUL. 19 at N.Y.	66 SEP. 1 at Phoe.
OPPONENTS High Games	200 (34) SEP. 3 at L.A.	38 AUG. 25 vs Chi.	28 MAY. 20 at Ind.	13 (2) AUG. 15 at Atl.	36 (2) AUG. 18 vs N.Y.	48 JUL. 19 at N.Y.	26 JUN. 17 at Minn.	14 JUN. 17 at Minn.	22 MAY. 23 at Minn.	11 MAY. 28 at Chi.	96 (3) AUG. 25 vs Chi.
OPPONENTS Low Games	200 (34) SEP. 3 at L.A.	21 JUL. 5 at S.A.	2 JUL. 25 vs Chi.	2 (2) AUG. 4 vs Phoe.	16 MAY. 20 at Ind.	21 JUN. 17 at Minn.	10 (2) AUG. 20 vs Phoe.	1 AUG. 18 vs N.Y.	9 (3) JUN. 29 vs Sea.	0 (2) AUG. 8 vs Sea.	56 JUL. 5 at S.A.

"C" indicates a new career-high, "T" a tied career-high.
Numbers in parentheses indicate the number of games in which a player or team has reached a given total (if more than one).







(14-20)

CONNECTICUT SUN

Final 2016 Regular Season

PLAYER	G	GS	MIN	-FIELD GOALS-			-3-POINT FG--			-FREE THROWS-			--REBOUNDS--					DQ	STL	TO	BLK	PTS	AVG
				FG	FGA	PCT	FG	FGA	PCT	FT	FTA	PCT	OFF	DEF	TOT	AST	PF						
Bentley	34	34	979	169	439	.385	48	168	.286	51	65	.785	10	53	63	85	84	0	30	49	3	437	12.9
Ogwumike	33	18	801	158	269	.587	0	0	---	100	139	.719	88	133	221	22	120	3	33	48	33	416	12.6
J. Thomas	34	34	1091	150	368	.408	30	101	.297	68	79	.861	25	115	140	172	88	0	43	86	12	398	11.7
A. Thomas	31	31	840	130	267	.487	0	0	---	83	131	.634	62	125	187	70	81	0	44	75	6	343	11.1
Bone	14	13	334	61	141	.433	4	15	.267	24	36	.667	18	58	76	18	43	0	10	26	3	150	10.7
Little	33	29	812	96	250	.384	29	90	.322	36	57	.632	25	73	98	66	92	2	38	56	9	257	7.8
Tuck	26	3	433	67	162	.414	17	56	.304	32	45	.711	23	51	74	29	25	0	10	25	2	183	7.0
Jones	34	6	479	85	160	.531	11	33	.333	51	69	.739	61	65	126	22	72	3	22	25	38	232	6.8
Williams (TOT)	25	0	351	68	166	.410	8	27	.296	12	21	.571	28	48	76	30	30	0	12	21	3	156	6.2
Williams (CT)	19	0	326	67	157	.427	8	26	.308	11	19	.579	27	42	69	28	29	0	12	19	3	153	8.1
Stricklen	28	0	306	38	104	.365	27	77	.351	9	14	.643	9	29	38	15	20	0	12	3	2	112	4.0
Banham	15	0	164	20	49	.408	13	37	.351	2	3	.667	1	10	11	14	19	0	8	8	1	55	3.7
Taylor	4	0	17	3	5	.600	0	0	---	6	7	.857	2	2	4	3	3	0	0	1	0	12	3.0
Faris	31	0	317	21	53	.396	5	20	.250	14	15	.933	12	26	38	22	45	1	22	29	4	61	2.0
Morello	10	2	50	5	13	.385	0	0	---	2	5	.400	4	10	14	2	8	0	1	6	1	12	1.2
SUN	34	-	6950	1070	2437	.439	192	623	.308	489	684	.715	367	792	1159	568	729	9	285	482	117	2821	83.0
OPPONENTS	34	-	6950	1021	2225	.459	179	507	.353	647	792	.817	282	871	1153	586	632	1	269	533	152	2868	84.4

PLAYER	-- SINGLE-GAME HIGHS --								----- AVERAGE PER GAME -----								----- AVERAGE PER 40 MINUTES -----							
	MIN	REB	AST	ST	TO	BL	PTS	MIN	REB	AST	STL	TO	BLK	PTS	REB	AST	PF	STL	TO	BLK	PTS			
Bentley	48	6	6	5	4	1	31	28.8	1.9	2.5	0.88	1.4	0.09	12.9	2.6	3.5	3.4	1.23	2.0	0.12	17.9			
Ogwumike	35	15	3	4	4	7	26	24.3	6.7	0.7	1.00	1.5	1.00	12.6	11.0	1.1	6.0	1.65	2.4	1.65	20.8			
J. Thomas	45	9	10	4	6	3	21	32.1	4.1	5.1	1.26	2.5	0.35	11.7	5.1	6.3	3.2	1.58	3.2	0.44	14.6			
A. Thomas	36	12	7	4	6	1	20	27.1	6.0	2.3	1.42	2.4	0.19	11.1	8.9	3.3	3.9	2.10	3.6	0.29	16.3			
Bone	43	11	4	2	4	2	22	23.8	5.4	1.3	0.71	1.9	0.21	10.7	9.1	2.2	5.1	1.20	3.1	0.36	18.0			
Little	36	7	7	3	5	2	16	24.6	3.0	2.0	1.15	1.7	0.27	7.8	4.8	3.3	4.5	1.87	2.8	0.44	12.7			
Tuck	41	7	5	2	3	1	20	16.7	2.8	1.1	0.38	1.0	0.08	7.0	6.8	2.7	2.3	0.92	2.3	0.18	16.9			
Jones	29	11	3	3	2	3	21	14.1	3.7	0.6	0.65	0.7	1.12	6.8	10.5	1.8	6.0	1.84	2.1	3.17	19.4			
Williams (TOT)	29	7	5	3	4	1	20	14.0	3.0	1.2	0.48	0.8	0.12	6.2	8.7	3.4	3.4	1.37	2.4	0.34	17.8			
Williams (CT)	29	7	5	3	4	1	20	17.1	3.6	1.5	0.63	1.0	0.16	8.1	8.5	3.4	3.6	1.47	2.3	0.37	18.8			
Stricklen	24	5	4	3	1	1	12	10.9	1.4	0.5	0.43	0.1	0.07	4.0	5.0	2.0	2.6	1.57	0.4	0.26	14.6			
Banham	21	3	3	2	2	1	13	10.9	0.7	0.9	0.53	0.5	0.07	3.7	2.7	3.4	4.6	1.95	2.0	0.24	13.4			
Taylor	10	3	2	0	1	0	10	4.3	1.0	0.8	0.00	0.3	0.00	3.0	9.4	7.1	7.1	0.00	2.4	0.00	28.2			
Faris	24	4	4	4	3	1	10	10.2	1.2	0.7	0.71	0.9	0.13	2.0	4.8	2.8	5.7	2.78	3.7	0.50	7.7			
Morello	11	5	1	1	2	1	4	5.0	1.4	0.2	0.10	0.6	0.10	1.2	11.2	1.6	6.4	0.80	4.8	0.80	9.6			
SUN	275	46	26	13	21	11	107	204.4	34.1	16.7	8.38	14.2	3.44	83.0	33.4	16.3	21.0	8.20	13.9	3.37	81.2			
OPPONENTS	275	46	24	14	23	10	109	204.4	33.9	17.2	7.91	15.7	4.47	84.4	33.2	16.9	18.2	7.74	15.3	4.37	82.5			

CONNECTICUT SUN	Date	Opponent	Team/Opp	Home	Road	Total	High Scoring	High Rebounds	High Assists	Opponent Scoring	Atten.
May 14	@Chicago	L 70-93	0-0	0-1	0-1	1-1	Bentley-14	Tuck-7	A. Thomas-4	Vandersloot-14	6,719
May 19	@San Antonio	W 72-68	0-0	1-1	1-1	1-1	Little-13	Bone-10	J. Thomas-8	Hamby-16	6,267
May 21	WASHINGTON	L 76-84 (OT)	0-1	1-1	1-2	1-2	A. Thomas-18	Bone-10	J. Thomas-7	Hill-24	6,022
May 26	LOS ANGELES	L 72-77	0-2	1-1	1-3	1-3	J. Thomas-17	Ogwumike-9	J. Thomas-4	Parker-22	4,766
May 28	@Seattle	L 81-93	0-2	1-2	1-4	1-4	J. Thomas-17	J. Thomas-5	Little-6	Loyd-26	4,456
May 31	@Phoenix	L 90-99	0-2	1-3	1-5	1-5	Little-16	Bone-8	J. Thomas-6	Griner-21	8,412
Jun 3	ATLANTA	L 77-83	0-3	1-3	1-6	1-6	Bentley-16	Bone-7	J. Thomas-5	Hayes-23	4,541
Jun 5	INDIANA	L 77-88	0-4	1-3	1-7	1-7	A. Thomas-20	Jones-9	Banham-3	Mitchell-21	5,346
Jun 10	SEATTLE	W 77-76	1-4	1-3	2-7	2-7	Tuck-20	A. Thomas-9	A. Thomas-4	Bird-24	8,075
Jun 12	@Atlanta	L 87-93	1-4	1-4	2-8	2-8	J. Thomas-19	Tuck-6	J. Thomas-5	Williams-20	4,486
Jun 14	WASHINGTON	L106-109 (3OT)	1-5	1-4	2-9	2-9	Bentley-31	Bone-11	Little-4	Meesseman-23	4,442
Jun 16	NEW YORK	L 72-80	1-6	1-4	2-10	2-10	Bentley-16	Bone-7	Bone-4	Charles-32	4,786
Jun 19	SAN ANTONIO	W 93-90	2-6	1-4	3-10	3-10	Bentley-29	J. Thomas-9	J. Thomas-10	McBride-25	5,596
Jun 24	@Seattle	L 81-98	2-6	1-5	3-11	3-11	Bentley-13	A. Thomas-6	Bentley-4	Stewart-29	6,568
Jun 26	@Los Angeles	L 73-80	2-6	1-6	3-12	3-12	Ogwumike-16	A. Thomas-9	A. Thomas-7	Ogwumike-27	9,441
Jun 29	@Phoenix	L 75-86	2-6	1-7	4-13	4-13	Bentley-20	Jones-9	Bentley-6	Petrovic-22	10,551
Jul 2	@Dallas	W 86-83	2-6	2-7	4-13	4-13	Bentley-24	Ogwumike-9	J. Thomas-7	Johnson-16	5,108
Jul 7	MINNESOTA	W 93-89 (OT)	3-6	2-7	5-13	5-13	Bentley-24	Ogwumike-7	J. Thomas-7	Moore-40	6,739
Jul 10	ATLANTA	L 63-67	3-7	2-7	5-14	5-14	A. Thomas-19	J. Thomas-5	Bentley-3	McCoughtry-26	5,857
Jul 13	@Indiana	W 86-64	3-7	3-7	6-14	6-14	Ogwumike-20	Ogwumike-5	J. Thomas-6	Kizer-18	12,272
Jul 15	LOS ANGELES	L 92-98 (OT)	3-8	3-7	6-15	6-15	A. Thomas-17	Ogwumike-8	J. Thomas-5	Lavender-25	6,430
Jul 17	@New York	L 76-83	3-8	3-8	6-16	6-16	Ogwumike-18	Ogwumike-10	J. Thomas-6	Cash-16	9,464
Jul 20	@Dallas	W 89-78	3-8	4-8	7-16	7-16	Ogwumike-26	Ogwumike-15	Tuck-5	Sims-20	4,873
Jul 22	@Chicago	W 94-89	3-8	5-8	8-16	8-16	Bentley-21	Jones-10	J. Thomas-8	Delle Donne-20	6,893
Aug 26	MINNESOTA	W 84-80	4-8	5-8	9-16	9-16	A. Thomas-15	Ogwumike-10	J. Thomas-6	Whalen-16	7,381
Aug 28	@Atlanta	L 73-87	4-8	5-9	9-17	9-17	Ogwumike-24	Williams-7	J. Thomas-4	Fowles-16	7,055
Aug 30	SAN ANTONIO	W 89-62	5-8	5-9	10-17	10-17	Bentley-21	A. Thomas-7	Little-7	Ndour-Fall-12	5,291
Sep 2	PHOENIX	W 87-74	6-8	5-9	11-17	11-17	Ogwumike-22	Ogwumike-10	J. Thomas-6	Griner-29	6,709
Sep 4	@Minnesota	L 79-93	6-8	5-10	11-18	11-18	Bentley-16	Jones-11	Bentley-6	Moore-24	7,632
Sep 9	@New York	L 82-89	6-8	5-11	11-19	11-19	Williams-20	Ogwumike-9	J. Thomas-4	Charles-23	9,482
Sep 11	CHICAGO	L 86-96	6-9	5-11	11-20	11-20	J. Thomas-21	Ogwumike-10	J. Thomas-6	Pondexter-24	6,620
Sep 13	INDIANA	W 89-87	7-9	5-11	12-20	12-20	J. Thomas-21	J. Thomas-5	J. Thomas-6	Johnson-23	4,407
Sep 16	DALLAS	W107-74	8-9	5-11	13-20	13-20	Williams-15	Ogwumike-13	J. Thomas-6	Plaisance-22	6,228
Sep 18	@Washington	W 87-78	8-9	6-11	14-20	14-20	Jones-21	A. Thomas-10	J. Thomas-10	Meesseman-18	8,991
								Ogwumike-10		Dolson-18	



Connecticut Sun 2016 HIGH GAMES

PLAYER	MINUTES	FIELD GOALS	FREE THROWS	----- OFFENSIVE	REBOUNDS DEFENSIVE	----- TOTAL	ASSISTS	STEALS	TURNOVERS	BLOCKED SHOTS	POINTS
RACHEL BANHAM	21 MAY. 28 at Sea.	5 (2) JUN. 5 vs Ind.	2 MAY. 28 at Sea.	1T MAY. 28 at Sea.	3 JUN. 10 vs Sea.	3 JUN. 10 vs Sea.	3 JUN. 5 vs Ind.	2 (2) JUN. 5 vs Ind.	2 (2) JUN. 3 vs Atl.	1T JUN. 16 vs N.Y.	13 MAY. 14 at Chi.
ALEX BENTLEY	48C JUN. 14 vs Wash.	12T JUN. 14 vs Wash.	5 (3) JUL. 22 at Chi.	2T MAY. 21 vs Wash.	5 (4) JUL. 20 at Dal.	6T JUN. 12 at Atl.	6 (3) SEP. 4 at Minn.	5 SEP. 2 vs Phoe.	4 (4) SEP. 4 at Minn.	1 (3) JUL. 15 vs L.A.	31T JUN. 14 vs Wash.
KELSEY BONE	43 JUN. 14 vs Wash.	9 JUN. 14 vs Wash.	5 JUN. 5 vs Ind.	4 JUN. 14 vs Wash.	8 (2) MAY. 31 at Phoe.	11 JUN. 14 vs Wash.	4 (2) JUN. 16 vs N.Y.	2 (3) JUN. 14 vs Wash.	4 JUN. 14 vs Wash.	2 JUN. 12 at Atl.	22 JUN. 14 vs Wash.
KELLY FARIS	24 JUN. 19 vs S.A.	4 JUN. 19 vs S.A.	2 (6) SEP. 11 vs Chi.	2 (2) JUN. 19 vs S.A.	3 (2) SEP. 16 vs Dal.	4 (2) AUG. 30 vs S.A.	4T JUL. 22 at Chi.	4C JUN. 16 vs N.Y.	3C(2) JUN. 26 at L.A.	1T(4) JUN. 26 at L.A.	10 JUN. 19 vs S.A.
JONQUEL JONES	29 JUN. 29 at Phoe.	8 SEP. 18 at Wash.	8 JUL. 22 at Chi.	6 SEP. 4 at Minn.	6 (2) JUL. 22 at Chi.	11 SEP. 4 at Minn.	3 MAY. 14 at Chi.	3 (2) SEP. 9 at N.Y.	2 (6) SEP. 9 at N.Y.	3 (5) AUG. 26 vs Minn.	21 SEP. 18 at Wash.
CAMILLE LITTLE	36 SEP. 18 at Wash.	6 (4) SEP. 16 vs Dal.	3 (6) AUG. 26 vs Minn.	3 MAY. 19 at S.A.	6 SEP. 2 vs Phoe.	7 (2) SEP. 2 vs Phoe.	7T AUG. 30 vs S.A.	3 (3) SEP. 11 vs Chi.	5 MAY. 31 at Phoe.	2 (2) JUN. 14 vs Wash.	16 MAY. 31 at Phoe.
ANEIKA MORELLO	11 MAY. 31 at Phoe.	2 JUN. 24 at Sea.	2 JUN. 12 at Atl.	2 JUN. 24 at Sea.	4 MAY. 31 at Phoe.	5 MAY. 31 at Phoe.	1 (2) MAY. 31 at Phoe.	1 JUN. 3 vs Atl.	2 MAY. 21 vs Wash.	1 MAY. 19 at S.A.	4 JUN. 24 at Sea.
CHINEY OGWUMIKE	35 (2) AUG. 30 vs S.A.	9 (3) SEP. 2 vs Phoe.	10C JUL. 13 at Ind.	9C JUL. 15 vs L.A.	10T(2) SEP. 16 vs Dal.	15 JUL. 20 at Dal.	3 AUG. 30 vs S.A.	4T JUL. 20 at Dal.	4 (4) JUL. 17 at N.Y.	7C JUL. 20 at Dal.	26 JUL. 20 at Dal.
SHEKINNA STRICKLEN	24 JUL. 17 at N.Y.	4 (3) JUL. 13 at Ind.	3 JUN. 14 vs Wash.	2 JUN. 10 vs Sea.	4 (2) JUN. 29 at Phoe.	5 JUN. 29 at Phoe.	4 JUL. 20 at Dal.	3 JUL. 17 at N.Y.	1 (3) AUG. 28 at Atl.	1 (2) MAY. 19 at S.A.	12 JUN. 24 at Sea.

Connecticut Sun 2016 HIGH GAMES

PLAYER	MINUTES	FIELD GOALS	FREE THROWS	----- OFFENSIVE	REBOUNDS DEFENSIVE	----- TOTAL	ASSISTS	STEALS	TURNOVERS	BLOCKED SHOTS	POINTS
ASIA TAYLOR	10 SEP. 16 vs Dal.	3 SEP. 16 vs Dal.	4 SEP. 16 vs Dal.	1 (2) SEP. 16 vs Dal.	2 SEP. 16 vs Dal.	3 SEP. 16 vs Dal.	2T SEP. 4 at Minn.	0	1 SEP. 16 vs Dal.	0	10 SEP. 16 vs Dal.
ALYSSA THOMAS	36 (2) JUL. 22 at Chi.	9 JUN. 5 vs Ind.	7 JUN. 10 vs Sea.	4 (4) SEP. 11 vs Chi.	8 (2) SEP. 18 at Wash.	12 JUL. 15 vs L.A.	7 (2) SEP. 18 at Wash.	4 (3) SEP. 13 vs Ind.	6 JUN. 29 at Phoe.	1 (6) SEP. 13 vs Ind.	20 JUN. 5 vs Ind.
JASMINE THOMAS	45C JUN. 14 vs Wash.	8 (2) SEP. 11 vs Chi.	6 JUL. 22 at Chi.	2 (6) SEP. 2 vs Phoe.	8C JUN. 19 vs S.A.	9T(2) JUN. 19 vs S.A.	10 (2) SEP. 18 at Wash.	4 (3) AUG. 30 vs S.A.	6 (2) SEP. 4 at Minn.	3 JUL. 20 at Dal.	21 (2) SEP. 13 vs Ind.
MORGAN TUCK	41C JUN. 14 vs Wash.	8T JUN. 10 vs Sea.	4T(2) AUG. 26 vs Minn.	5C JUN. 12 at Atl.	5 (2) MAY. 31 at Phoe.	7 MAY. 14 at Chi.	5C JUL. 20 at Dal.	2 (3) JUL. 17 at N.Y.	3 (2) JUN. 24 at Sea.	1 (2) JUL. 7 vs Minn.	20 JUN. 10 vs Sea.
COURTNEY WILLIAMS Pho.-Ct.	29 SEP. 9 at N.Y.	8 SEP. 9 at N.Y.	4 SEP. 9 at N.Y.	4T AUG. 30 vs S.A.	5 (3) SEP. 18 at Wash.	7 (2) SEP. 16 vs Dal.	5 SEP. 16 vs Dal.	3 SEP. 9 at N.Y.	4 SEP. 9 at N.Y.	1 (3) AUG. 30 vs S.A.	20 SEP. 9 at N.Y.
COURTNEY WILLIAMS Ct.	29 SEP. 9 at N.Y.	8 SEP. 9 at N.Y.	4 SEP. 9 at N.Y.	4T AUG. 30 vs S.A.	5 (3) SEP. 18 at Wash.	7 (2) SEP. 16 vs Dal.	5 SEP. 16 vs Dal.	3 SEP. 9 at N.Y.	4 SEP. 9 at N.Y.	1 (3) AUG. 30 vs S.A.	20 SEP. 9 at N.Y.
SUN High Games	275 JUN. 14 vs Wash.	43 SEP. 16 vs Dal.	26 JUL. 22 at Chi.	16 SEP. 11 vs Chi.	34 (2) JUL. 13 at Ind.	46 SEP. 18 at Wash.	26 SEP. 18 at Wash.	13 (2) SEP. 2 vs Phoe.	21 (2) JUN. 14 vs Wash.	11 JUL. 20 at Dal.	107 SEP. 16 vs Dal.
SUN Low Games	200 (30) SEP. 18 at Wash.	24 (2) JUL. 17 at N.Y.	8 (4) JUL. 10 vs Atl.	5 (2) JUL. 10 vs Atl.	11 MAY. 28 at Sea.	22 MAY. 28 at Sea.	10 JUL. 17 at N.Y.	4 (3) SEP. 18 at Wash.	7 JUL. 22 at Chi.	1 (4) SEP. 2 vs Phoe.	63 JUL. 10 vs Atl.
OPPONENTS High Games	275 JUN. 14 vs Wash.	37 (3) JUL. 15 vs L.A.	31 (2) JUN. 14 vs Wash.	15 (2) JUL. 7 vs Minn.	32 (4) SEP. 9 at N.Y.	46 MAY. 14 at Chi.	24 (2) JUN. 19 vs S.A.	14 MAY. 31 at Phoe.	23 SEP. 2 vs Phoe.	10 SEP. 11 vs Chi.	109 JUN. 14 vs Wash.





Final 2016 Regular Season

CONNECTICUT SUN
2016 HIGH GAMES

Page 3

PLAYER	MINUTES	FIELD GOALS	FREE THROWS	REBOUNDS			ASSISTS	STEALS	TURNOVERS	BLOCKED SHOTS	POINTS
				OFFENSIVE	DEFENSIVE	TOTAL					
OPPONENTS	200 (30)	23 (3)	6	2	16	24	8	4 (2)	4	0	62
Low Games	SEP. 18 at Wash.	AUG. 30 vs S.A.	JUN. 5 vs Ind.	JUN. 24 at Sea.	SEP. 16 vs Dal.	SEP. 16 vs Dal.	JUL. 2 at Dal.	JUL. 13 at Ind.	MAY. 31 at Phoe.	SEP. 13 vs Ind.	AUG. 30 vs S.A.

"C" indicates a new career-high, "T" a tied career-high.
Numbers in parentheses indicate the number of games in which a player or team has reached a given total (if more than one).







(15-19)

CONNECTICUT SUN

Final 2015 Regular Season

PLAYER	G	GS	MIN	-FIELD GOALS-			-3-POINT FG--			-FREE THROWS-			--REBOUNDS--					PTS	AVG				
				FG	FGA	PCT	FG	FGA	PCT	FT	FTA	PCT	OFF	DEF	TOT	AST	PF			DQ	STL	TO	BLK
Bone	33	33	961	224	441	.508	0	3	.000	61	98	.622	49	159	208	66	96	0	26	77	19	509	15.4
Bentley	25	25	749	142	347	.409	39	116	.336	44	53	.830	1	48	49	49	64	0	49	29	5	367	14.7
A. Thomas	24	23	623	69	168	.411	0	0	---	72	104	.692	61	65	126	33	65	1	29	42	5	210	8.8
Little	34	34	918	106	261	.406	39	113	.345	29	33	.879	46	77	123	53	91	1	42	58	7	280	8.2
J. Thomas	34	34	907	100	305	.328	31	104	.298	47	60	.783	19	108	127	133	74	0	41	77	14	278	8.2
Stricklen	34	0	599	95	231	.411	51	142	.359	22	28	.786	25	38	63	22	46	0	19	20	8	263	7.7
Gray	34	0	543	86	203	.424	23	66	.348	40	49	.816	18	60	78	92	43	0	22	59	5	235	6.9
Lacy (TOT)	27	15	494	62	143	.434	25	75	.333	28	37	.757	19	49	68	12	56	0	9	18	10	177	6.6
Lacy (CT)	19	11	318	44	99	.444	17	48	.354	28	37	.757	11	34	45	7	35	0	7	13	9	133	7.0
Williams	21	0	246	28	53	.528	0	0	---	14	25	.560	22	46	68	8	20	0	6	11	19	70	3.3
Pedersen	33	1	510	39	90	.433	0	0	---	19	23	.826	29	57	86	40	48	0	23	20	8	97	2.9
Faris	32	9	465	32	84	.381	9	29	.310	21	27	.778	15	40	55	31	51	0	12	15	3	94	2.9
Greene	12	0	101	4	10	.400	0	0	---	6	7	.857	9	15	24	2	21	0	3	6	5	14	1.2
Orekhova	4	0	11	0	4	.000	0	2	.000	0	0	---	1	0	1	0	0	0	0	1	0	0	0.0
SUN	34	-	6950	969	2296	.422	209	623	.335	403	544	.741	306	747	1053	536	654	2	279	460	107	2550	75.0
OPPONENTS	34	-	6950	957	2175	.440	161	450	.358	530	642	.826	311	832	1143	542	550	5	240	509	130	2605	76.6

PLAYER	-- SINGLE-GAME HIGHS --								----- AVERAGE PER GAME -----								----- AVERAGE PER 40 MINUTES -----							
	MIN	REB	AST	ST	TO	BL	PTS	MIN	REB	AST	STL	TO	BLK	PTS	REB	AST	PF	STL	TO	BLK	PTS			
Bone	43	14	6	4	6	3	31	29.1	6.3	2.0	0.79	2.3	0.58	15.4	8.7	2.7	4.0	1.08	3.2	0.79	21.2			
Bentley	44	6	6	6	3	1	31	30.0	2.0	2.0	1.96	1.2	0.20	14.7	2.6	2.6	3.4	2.62	1.5	0.27	19.6			
A. Thomas	40	11	3	4	4	1	18	26.0	5.3	1.4	1.21	1.8	0.21	8.8	8.1	2.1	4.2	1.86	2.7	0.32	13.5			
Little	40	10	6	3	5	2	22	27.0	3.6	1.6	1.24	1.7	0.21	8.2	5.4	2.3	4.0	1.83	2.5	0.31	12.2			
J. Thomas	37	9	8	7	5	4	21	26.7	3.7	3.9	1.21	2.3	0.41	8.2	5.6	5.9	3.3	1.81	3.4	0.62	12.3			
Stricklen	36	5	3	2	2	2	19	17.6	1.9	0.6	0.56	0.6	0.24	7.7	4.2	1.5	3.1	1.27	1.3	0.53	17.6			
Gray	26	9	7	3	6	2	16	16.0	2.3	2.7	0.65	1.7	0.15	6.9	5.7	6.8	3.2	1.62	4.3	0.37	17.3			
Lacy (TOT)	35	7	2	2	3	2	25	18.3	2.5	0.4	0.33	0.7	0.37	6.6	5.5	1.0	4.5	0.73	1.5	0.81	14.3			
Lacy (CT)	35	7	2	2	3	2	25	16.7	2.4	0.4	0.37	0.7	0.47	7.0	5.7	0.9	4.4	0.88	1.6	1.13	16.7			
Williams	22	6	1	1	4	5	10	11.7	3.2	0.4	0.29	0.5	0.90	3.3	11.1	1.3	3.3	0.98	1.8	3.09	11.4			
Pedersen	28	8	4	3	2	1	9	15.5	2.6	1.2	0.70	0.6	0.24	2.9	6.7	3.1	3.8	1.80	1.6	0.63	7.6			
Faris	34	6	4	2	2	1	12	14.5	1.7	1.0	0.38	0.5	0.09	2.9	4.7	2.7	4.4	1.03	1.3	0.26	8.1			
Greene	13	6	1	1	2	1	4	8.4	2.0	0.2	0.25	0.5	0.42	1.2	9.5	0.8	8.3	1.19	2.4	1.98	5.5			
Orekhova	5	1	0	0	1	0	0	2.6	0.3	0.0	0.00	0.3	0.00	0.0	3.6	0.0	0.0	0.00	3.6	0.00	0.0			
SUN	250	47	24	18	25	7	92	204.4	31.0	15.8	8.21	13.5	3.15	75.0	30.3	15.4	18.8	8.03	13.2	3.08	73.4			
OPPONENTS	250	51	26	15	27	10	102	204.4	33.6	15.9	7.06	15.0	3.82	76.6	32.9	15.6	15.8	6.91	14.6	3.74	75.0			

CONNECTICUT SUN		Team/Opp		Home Road		Total	High Scoring		High Rebounds		High Assists		Opponent Scoring		Atten.
Date	Opponent														
Jun 5	WASHINGTON	L	68-73	0-1	0-0	0-1	Bentley-17	A. Thomas-7	J. Thomas-4	Dolson-18	5,846				
Jun 7	@Atlanta	W	75-70	0-1	1-0	1-1	Bentley-17	J. Thomas-6	Bone-5	Lyttle-16	8,358				
Jun 11	CHICAGO	W	67-65	1-1	1-0	2-1	Bentley-16	Bone-12	J. Thomas-4	Delle Donne-27	4,523				
Jun 14	ATLANTA	W	82-64	2-1	1-0	3-1	Stricklen-18	Little-7	J. Thomas-5	McCoughtry-24	5,520				
Jun 16	@Seattle	W	79-58	2-1	2-0	4-1	Bone-18 Gray-16	Pedersen-6	J. Thomas-3	Langhorne-13	4,941				
Jun 19	@Phoenix	W	90-78 (2OT)	2-1	3-0	5-1	Bone-27	A. Thomas-6	Pedersen-3	Bonner-21	8,907				
Jun 21	@Los Angeles	W	76-68	2-1	4-0	6-1	Bentley-21	Bone-14	J. Thomas-3	Lavender-17	6,875				
Jun 26	LOS ANGELES	W	80-76 (OT)	3-1	4-0	7-1	Bentley-18	A. Thomas-7	Little-3	Lavender-22	5,542				
Jun 30	INDIANA	L	84-92	3-2	4-0	7-2	Bone-21	A. Thomas-5	Bentley-6	Catchings-26	5,083				
Jul 2	CHICAGO	L	74-77	3-3	4-0	7-3	Bentley-25	A. Thomas-9	Tied with-3	Quigley-19	5,607				
Jul 12	@Chicago	L	76-96	3-3	4-1	7-4	Bone-18	Tied with-3	Gray-5	Pondexter-29	5,051				
Jul 14	MINNESOTA	L	79-85	3-4	4-1	7-5	Bentley-22	Bone-8	Gray-5	Moore-26	6,246				
Jul 16	@New York	L	57-64	3-4	4-2	7-6	Bentley-15	Little-8	J. Thomas-4	Charles-22	8,813				
Jul 19	@Washington	L	82-89	3-4	4-3	7-7	Bone-24	A. Thomas-8	Gray-4	Lawson-24	6,964				
Jul 22	@Minnesota	W	78-77 (OT)	3-4	5-3	8-7	Stricklen-15	Bone-10	J. Thomas-4	Moore-25	17,414				
Jul 28	INDIANA	L	73-75 (OT)	3-5	5-3	8-8	Bone-14	Stricklen-5	J. Thomas-5	Zellous-19	4,868				
Jul 31	SEATTLE	W	67-66	4-5	5-3	9-8	Stricklen-15	Williams-6	Gray-3	Bird-15	6,157				
Aug 2	@Indiana	L	70-83	4-5	5-4	9-9	Bone-20	Williams-6	J. Thomas-4	Johnson-16	6,601				
Aug 4	SAN ANTONIO	W	82-51	5-5	5-4	10-9	Bone-17	Bone-10	Gray-7	Perkins-15	4,490				
Aug 7	WASHINGTON	W	86-72	6-5	5-4	11-9	Bentley-31	Bone-9	J. Thomas-8	Meeseman-15	5,663				
Aug 9	@Washington	L	73-84	6-5	5-5	11-10	Bone-19	A. Thomas-11	Pedersen-4	Dolson-21	7,400				
Aug 12	TULSA	W	80-74	7-5	5-5	12-10	Bentley-25	Bone-10	J. Thomas-5	Sims-15	4,682				
Aug 14	NEW YORK	L	78-90	7-6	5-5	12-11	Bentley-19	Bone-7	Bentley-5	Christmas-Kelly-15	5,827				
Aug 16	@Atlanta	L	77-90	7-6	5-6	12-12	Lacy-21	Little-10	J. Thomas-4	Charles-31	5,661				
Aug 21	@Tulsa	L	76-84 (OT)	7-6	5-7	12-13	Lacy-20	J. Thomas-8	J. Thomas-5	Williams-22	4,225				
Aug 23	ATLANTA	L	92-102	7-7	5-7	12-14	Lacy-25	Lacy-7	J. Thomas-4	McCoughtry-33	5,319				
Aug 25	@Atlanta	L	57-71	7-7	5-8	12-15	Stricklen-14	Gray-6	Gray-4	Lyttle-17	5,573				
Aug 27	PHOENIX	L	80-81	7-8	5-8	12-16	J. Thomas-21	Bone-7	Little-5	Bonner-26	5,171				
Aug 29	NEW YORK	L	66-80	7-9	5-8	12-17	Bone-22	Bone-7	J. Thomas-4	Prince-18	5,874				
Aug 30	@Chicago	W	72-68	7-9	6-8	13-17	Bone-25	Gray-9	Gray-6	Vandersloot-18	5,969				
Sep 1	@Indiana	L	51-81	7-9	6-9	13-18	Bone-17	J. Thomas-5	Gray-3	Catchings-13	5,768				
Sep 4	@San Antonio	W	73-72	7-9	7-9	14-18	Bone-17	Bone-8	J. Thomas-8	McCoughtry-17	4,633				
Sep 9	@New York	L	64-74	7-9	7-10	14-19	Bone-19	Bone-10	J. Thomas-4	Prince-25	7,898				
Sep 13	CHICAGO	W	86-75	8-9	7-10	15-19	Bone-31	A. Thomas-9	J. Thomas-7	Delle Donne-28	8,111				





Connecticut Sun 2015 HIGH GAMES

PLAYER	MINUTES	FIELD	FREE	----- REBOUNDS -----			ASSISTS	STEALS	TURNOVERS	BLOCKED	POINTS
		GOALS	THROWS	OFFENSIVE	DEFENSIVE	TOTAL				SHOTS	
ALEX BENTLEY	44 (2) JUN. 26 vs L.A.	12T AUG. 7 vs Wash.	6 (2) AUG. 12 vs Tulsa	1 JUN. 16 at Sea.	6C JUN. 19 at Phoe.	6T JUN. 19 at Phoe.	6 (2) AUG. 7 vs Wash.	6C JUN. 14 vs Atl.	3 (2) AUG. 12 vs Tulsa	1 (5) AUG. 16 at Atl.	31T AUG. 7 vs Wash.
KELSEY BONE	43 JUN. 19 at Phoe.	13C JUN. 19 at Phoe.	9C AUG. 9 at Wash.	5 JUL. 22 at Minn.	11T JUN. 19 at Phoe.	14T JUN. 19 at Phoe.	6C AUG. 4 vs S.A.	4C JUN. 7 at Atl.	6T JUN. 14 vs Atl.	3C(2) AUG. 30 at Chi.	31C SEP. 13 vs Chi.
KELLY FARIS	34T AUG. 25 at Atl.	5C JUL. 12 at Chi.	3T AUG. 25 at Atl.	3T JUN. 7 at Atl.	5 SEP. 4 at S.A.	6 SEP. 4 at S.A.	4T AUG. 21 at Tulsa	2 (4) SEP. 1 at Ind.	2 (2) SEP. 4 at S.A.	1T(3) SEP. 4 at S.A.	12C JUL. 12 at Chi.
CHELSEA GRAY	26 AUG. 25 at Atl.	6 (2) SEP. 4 at S.A.	5 SEP. 9 at N.Y.	2 (2) AUG. 7 vs Wash.	8 AUG. 30 at Chi.	9 AUG. 30 at Chi.	7 AUG. 4 vs S.A.	3 (2) JUN. 21 at L.A.	6 SEP. 1 at Ind.	2 SEP. 4 at S.A.	16 (2) SEP. 9 at N.Y.
NIKKI GREENE	13C(2) AUG. 23 vs Atl.	1T(4) AUG. 23 vs Atl.	2C(3) SEP. 9 at N.Y.	3C AUG. 25 at Atl.	4C AUG. 21 at Tulsa	6C AUG. 21 at Tulsa	1C(2) AUG. 27 vs Phoe.	1T(3) SEP. 9 at N.Y.	2T(2) AUG. 21 at Tulsa	1T(5) SEP. 1 at Ind.	4C AUG. 14 vs N.Y.
JENNIFER LACY L.A.-Ct.	35 AUG. 21 at Tulsa	7T(3) AUG. 23 vs Atl.	8C AUG. 23 vs Atl.	3 (2) AUG. 23 vs Atl.	4 (6) SEP. 1 at Ind.	7 AUG. 23 vs Atl.	2 (3) AUG. 14 vs N.Y.	2 SEP. 1 at Ind.	3 AUG. 16 at Atl.	2 (2) AUG. 21 at Tulsa	25C AUG. 23 vs Atl.
JENNIFER LACY Ct.	35 AUG. 21 at Tulsa	7T(3) AUG. 23 vs Atl.	8C AUG. 23 vs Atl.	3 AUG. 23 vs Atl.	4 (4) SEP. 1 at Ind.	7 AUG. 23 vs Atl.	2 AUG. 14 vs N.Y.	2 SEP. 1 at Ind.	3 AUG. 16 at Atl.	2 (2) AUG. 21 at Tulsa	25C AUG. 23 vs Atl.
CAMILLE LITTLE	40 JUN. 19 at Phoe.	10 AUG. 23 vs Atl.	5 JUN. 21 at L.A.	8C AUG. 16 at Atl.	6 (2) JUL. 16 at N.Y.	10 AUG. 16 at Atl.	6 AUG. 7 vs Wash.	3 (5) AUG. 27 vs Phoe.	5 AUG. 21 at Tulsa	2 AUG. 16 at Atl.	22 AUG. 23 vs Atl.
INGA OREKHOVA	5 JUN. 7 at Atl.	0T	0T	1C JUN. 7 at Atl.	0	1T JUN. 7 at Atl.	0T	0T	1C JUL. 2 vs Chi.	0	0T

Connecticut Sun 2015 HIGH GAMES

PLAYER	MINUTES	FIELD	FREE	----- REBOUNDS -----			ASSISTS	STEALS	TURNOVERS	BLOCKED	POINTS
		GOALS	THROWS	OFFENSIVE	DEFENSIVE	TOTAL				SHOTS	
KAYLA PEDERSEN	28 (2) JUL. 22 at Minn.	4 (2) JUL. 28 vs Ind.	3 (2) SEP. 13 vs Chi.	3 (3) AUG. 25 at Atl.	6 AUG. 12 vs Tulsa	8 AUG. 12 vs Tulsa	4 (2) AUG. 30 at Chi.	3 (2) AUG. 4 vs S.A.	2 (5) SEP. 1 at Ind.	1 (8) SEP. 9 at N.Y.	9 (2) SEP. 13 vs Chi.
SHEKINNA STRICKLEN	36 AUG. 21 at Tulsa	7 (2) JUL. 19 at Wash.	6C AUG. 9 at Wash.	3 (2) AUG. 21 at Tulsa	3 (5) AUG. 29 vs N.Y.	5 (2) AUG. 21 at Tulsa	3 (2) AUG. 23 vs Atl.	2 (3) AUG. 9 at Wash.	2 (3) AUG. 14 vs N.Y.	2 AUG. 2 at Ind.	19 JUL. 19 at Wash.
ALYSSA THOMAS	40T JUN. 19 at Phoe.	6 JUN. 19 at Phoe.	8 AUG. 2 at Ind.	8C JUN. 19 at Phoe.	8 JUN. 21 at L.A.	11 AUG. 9 at Wash.	3 (4) SEP. 13 vs Chi.	4 (2) JUL. 28 vs Ind.	4 (2) JUL. 22 at Minn.	1 (5) SEP. 9 at N.Y.	18 AUG. 2 at Ind.
JASMINE THOMAS	37 AUG. 21 at Tulsa	7 AUG. 27 vs Phoe.	8T JUN. 26 vs L.A.	2 (5) AUG. 30 at Chi.	7 JUL. 22 at Minn.	9T JUL. 22 at Minn.	8 (2) SEP. 4 at S.A.	7C JUN. 7 at Atl.	5 (4) AUG. 29 vs N.Y.	4C AUG. 29 vs N.Y.	21 AUG. 27 vs Phoe.
ELIZABETH WILLIAMS	22 JUL. 2 vs Chi.	4 (4) AUG. 4 vs S.A.	3 JUN. 5 vs Wash.	3 JUL. 19 at Wash.	5 AUG. 2 at Ind.	6 (2) AUG. 2 at Ind.	1 (8) AUG. 7 vs Wash.	1 (6) AUG. 7 vs Wash.	4 JUL. 19 at Wash.	5 JUL. 28 vs Ind.	10 (2) JUL. 31 vs Sea.
SUN High Games	250 JUN. 19 at Phoe.	38 JUN. 19 at Phoe.	25 JUN. 26 vs L.A.	20 JUN. 19 at Phoe.	29 (2) AUG. 30 at Chi.	47 JUN. 19 at Phoe.	24 AUG. 4 vs S.A.	18 JUN. 7 at Atl.	25 JUN. 14 vs Atl.	7 (2) AUG. 30 at Chi.	92 AUG. 23 vs Atl.
SUN Low Games	200 (29) SEP. 13 vs Chi.	19 AUG. 25 at Atl.	4 (2) SEP. 4 at S.A.	2 AUG. 14 vs N.Y.	14 AUG. 16 at Atl.	19 JUL. 12 at Chi.	10 AUG. 9 at Wash.	4 AUG. 25 at Atl.	7 SEP. 13 vs Chi.	0 JUN. 14 vs Atl.	51 SEP. 1 at Ind.
OPPONENTS High Games	250 JUN. 19 at Phoe.	40 AUG. 23 vs Atl.	31 AUG. 16 at Atl.	18 JUL. 22 at Minn.	34 (3) SEP. 9 at N.Y.	51 JUN. 7 at Atl.	26 JUL. 12 at Chi.	15 JUN. 14 vs Atl.	27 JUN. 14 vs Atl.	10 JUL. 16 at N.Y.	102 AUG. 23 vs Atl.
OPPONENTS Low Games	200 (29) SEP. 13 vs Chi.	21 (2) JUL. 16 at N.Y.	3 AUG. 4 vs S.A.	1 AUG. 4 vs S.A.	16 (2) AUG. 7 vs Wash.	23 AUG. 7 vs Wash.	7 JUN. 11 vs Chi.	2 (2) SEP. 13 vs Chi.	8 (2) SEP. 4 at S.A.	1 (6) SEP. 9 at N.Y.	51 AUG. 4 vs S.A.

"C" indicates a new career-high, "T" a tied career-high.
Numbers in parentheses indicate the number of games in which a player or team has reached a given total (if more than one).







Connecticut Sun 2014 HIGH GAMES

PLAYER	MINUTES	FIELD	FREE	----- REBOUNDS -----		ASSISTS	STEALS	TURNOVERS	BLOCKED	POINTS	
		GOALS	THROWS	OFFENSIVE	DEFENSIVE				TOTAL		SHOTS
ALEX BENTLEY	34 (2) AUG. 8 at N.Y.	9 (5) AUG. 17 vs Atl.	7C AUG. 1 at S.A.	1 (7) AUG. 17 vs Atl.	5 JUL. 5 at Tulsa	5 JUL. 5 at Tulsa	9 (2) JUL. 23 at Wash.	4 (2) AUG. 10 vs Wash.	5T(2) JUL. 17 at Phoe.	1 (3) JUL. 27 vs Minn.	24 JUN. 13 at N.Y.
KELSEY BONE	45C AUG. 10 vs Wash.	9 MAY. 30 at Chi.	5 JUL. 27 vs Minn.	6C JUL. 1 vs S.A.	11T AUG. 10 vs Wash.	14T JUL. 1 vs S.A.	4 JUL. 29 at Atl.	3 AUG. 15 vs Wash.	6T AUG. 10 vs Wash.	2 (3) JUN. 25 vs Chi.	20 MAY. 30 at Chi.
BRIANA BUTLER	12 JUL. 15 at Sea.	1 JUL. 15 at Sea.	0	0	1 (5) JUL. 23 at Wash.	1 (5) JUL. 23 at Wash.	0	1 JUL. 15 at Sea.	1 (2) JUL. 15 at Sea.	1 JUL. 29 at Atl.	2 JUL. 15 at Sea.
KELLEY CAIN	10 JUN. 1 vs Atl.	3C JUL. 10 at Ind.	2 JUN. 1 vs Atl.	3T JUL. 10 at Ind.	3 JUN. 1 vs Atl.	4 JUL. 10 at Ind.	1T JUL. 10 at Ind.	1T(2) JUL. 8 at Atl.	2T JUN. 1 vs Atl.	2 JUN. 1 vs Atl.	6C JUL. 10 at Ind.
KATIE DOUGLAS	39 (2) AUG. 10 vs Wash.	10 JUL. 1 vs S.A.	10 (2) AUG. 8 at N.Y.	3 JUL. 17 at Phoe.	7 JUN. 29 at N.Y.	8 JUN. 29 at N.Y.	6 JUL. 17 at Phoe.	3 MAY. 29 at Ind.	6 (3) JUL. 5 at Tulsa	3T JUN. 27 at Wash.	26 AUG. 8 at N.Y.
KELLY FARIS	25 AUG. 17 vs Atl.	3 AUG. 17 vs Atl.	3T JUN. 17 vs Ind.	2 JUN. 25 vs Chi.	2 (7) AUG. 17 vs Atl.	2 (9) AUG. 17 vs Atl.	2 (2) AUG. 17 vs Atl.	1 (3) AUG. 1 at S.A.	1 (7) AUG. 10 vs Wash.	1T(2) AUG. 10 vs Wash.	8 AUG. 17 vs Atl.
KELSEY GRIFFIN	32 MAY. 21 at Chi.	4 (2) JUL. 17 at Phoe.	5 JUN. 15 vs N.Y.	6C JUN. 25 vs Chi.	8 MAY. 23 vs Sea.	11T MAY. 21 at Chi.	3 MAY. 18 at Minn.	6T JUN. 7 vs Ind.	2 (3) JUN. 27 at Wash.	3 (2) JUN. 17 vs Ind.	12 JUN. 15 vs N.Y.
ALLISON HIGHTOWER	33 MAY. 21 at Chi.	7 MAY. 23 vs Sea.	5 JUN. 7 vs Ind.	4C MAY. 29 at Ind.	5 JUN. 1 vs Atl.	6 (2) JUN. 1 vs Atl.	5 JUN. 7 vs Ind.	3 (3) JUN. 27 at Wash.	3 (2) JUN. 1 vs Atl.	1 (4) JUN. 1 vs Atl.	14 MAY. 23 vs Sea.
EBONY HOFFMAN	15 AUG. 5 vs Chi.	2 (2) AUG. 17 vs Atl.	0	2 (2) AUG. 17 vs Atl.	3 (2) AUG. 17 vs Atl.	5 AUG. 17 vs Atl.	2 JUL. 27 vs Minn.	1 (5) AUG. 15 vs Wash.	2 (2) AUG. 8 at N.Y.	0	4 (2) AUG. 17 vs Atl.

Connecticut Sun 2014 HIGH GAMES

PLAYER	MINUTES	FIELD	FREE	----- REBOUNDS -----		ASSISTS	STEALS	TURNOVERS	BLOCKED	POINTS	
		GOALS	THROWS	OFFENSIVE	DEFENSIVE				TOTAL		SHOTS
DANIELLE MCCRAY	27 AUG. 15 vs Wash.	3 (2) JUN. 15 vs N.Y.	2 (3) AUG. 5 vs Chi.	2 AUG. 15 vs Wash.	2 (5) AUG. 8 at N.Y.	3 (5) AUG. 15 vs Wash.	5C AUG. 17 vs Atl.	3T MAY. 16 vs N.Y.	4T MAY. 18 at Minn.	1T MAY. 29 at Ind.	8 JUN. 15 vs N.Y.
RENEE MONTGOMERY	28 JUL. 27 vs Minn.	6 JUL. 5 at Tulsa	6 (2) AUG. 10 vs Wash.	1 (5) AUG. 10 vs Wash.	3 JUL. 23 at Wash.	3 JUL. 23 at Wash.	7 JUL. 27 vs Minn.	3 JUN. 1 vs Atl.	4 (2) AUG. 1 at S.A.	2C JUN. 17 vs Ind.	18 JUN. 1 vs Atl.
CHINEY OGWUMIKE	40T MAY. 18 at Minn.	11 (3) AUG. 3 at L.A.	8 JUN. 7 vs Ind.	8 (2) JUN. 29 at N.Y.	10T AUG. 1 at S.A.	17C JUN. 29 at N.Y.	3 JUL. 23 at Wash.	4T MAY. 18 at Minn.	4 (4) JUL. 1 vs S.A.	3 (5) AUG. 1 at S.A.	25 MAY. 18 at Minn.
KAYLA PEDERSEN	23 AUG. 8 at N.Y.	2 (3) JUL. 27 vs Minn.	2 (4) JUL. 17 at Phoe.	5C AUG. 8 at N.Y.	5 JUL. 17 at Phoe.	7 AUG. 8 at N.Y.	2 JUN. 17 vs Ind.	1 (7) AUG. 17 vs Atl.	4 JUL. 8 at Atl.	1 (4) AUG. 8 at N.Y.	4 (5) JUL. 27 vs Minn.
ALYSSA THOMAS	39 AUG. 10 vs Wash.	8 (2) AUG. 1 at S.A.	9C JUN. 25 vs Chi.	5 (2) JUN. 27 at Wash.	7 (3) JUL. 5 at Tulsa	12 JUN. 25 vs Chi.	4 (3) AUG. 17 vs Atl.	4 JUL. 3 vs Tulsa	4 (5) AUG. 17 vs Atl.	1 (7) AUG. 15 vs Wash.	24 JUL. 3 vs Tulsa
SUN High Games	250 AUG. 10 vs Wash.	38 MAY. 18 at Minn.	29 JUN. 17 vs Ind.	22 JUN. 25 vs Chi.	30 (2) AUG. 10 vs Wash.	46 JUN. 25 vs Chi.	24 (2) AUG. 17 vs Atl.	16 MAY. 18 at Minn.	22 (2) JUN. 17 vs Ind.	8 JUN. 25 vs Chi.	96 JUN. 12 vs Phoe.
SUN Low Games	200 (32) AUG. 17 vs Atl.	21 MAY. 16 vs N.Y.	4 JUL. 1 vs S.A.	6 JUN. 13 at N.Y.	14 JUN. 7 vs Ind.	23 JUN. 7 vs Ind.	7 JUL. 3 vs Tulsa	3 JUN. 12 vs Phoe.	9 (2) JUN. 15 vs N.Y.	1 (7) AUG. 17 vs Atl.	54 MAY. 16 vs N.Y.
OPPONENTS High Games	250 AUG. 10 vs Wash.	39 MAY. 30 at Chi.	31 (2) AUG. 8 at N.Y.	17 JUL. 3 vs Tulsa	32 (2) JUL. 27 vs Minn.	42 JUL. 3 vs Tulsa	30 MAY. 30 at Chi.	14 (2) MAY. 29 at Ind.	26 (2) AUG. 17 vs Atl.	12 MAY. 21 at Chi.	101 (2) JUL. 17 at Phoe.
OPPONENTS Low Games	200 (32) AUG. 17 vs Atl.	19 MAY. 23 vs Sea.	5 JUL. 15 at Sea.	3 MAY. 23 vs Sea.	17 AUG. 15 vs Wash.	24 JUL. 15 at Sea.	10 (2) JUL. 10 at Ind.	3 JUN. 5 vs Wash.	8 (2) JUL. 17 at Phoe.	1 (2) JUL. 23 at Wash.	55 AUG. 17 vs Atl.

"C" indicates a new career-high, "T" a tied career-high.

Numbers in parentheses indicate the number of games in which a player or team has reached a given total (if more than one).







(10-24)

CONNECTICUT SUN

Final 2013 Regular Season

PLAYER	G	GS	-FIELD GOALS-			-3-POINT FG--			-FREE THROWS-			--REBOUNDS--			PF	DQ	STL	TO	BLK	PTS	AVG		
			MIN	FG	FGA	PCT	FG	FGA	PCT	FT	FTA	PCT	OFF	DEF								TOT	AST
Charles	29	29	951	218	545	.400	0	3	.000	85	113	.752	98	195	293	42	57	0	27	64	28	521	18.0
Lawson	9	6	271	45	103	.437	22	48	.458	12	14	.857	8	25	33	38	14	0	5	22	1	124	13.8
Hightower	21	21	672	108	255	.424	24	66	.364	28	40	.700	9	56	65	63	56	0	24	31	7	268	12.8
Montgomery	23	18	625	81	222	.365	36	110	.327	35	39	.897	7	34	41	71	39	0	18	56	1	233	10.1
White	22	12	549	84	255	.329	15	76	.197	20	27	.741	17	44	61	44	59	0	34	52	6	203	9.2
Griffin	34	34	864	109	246	.443	12	39	.308	66	90	.733	61	109	170	32	93	1	42	34	23	296	8.7
Bass	33	5	593	94	171	.550	0	0	---	42	69	.609	48	96	144	32	60	0	22	48	29	230	7.0
Castro Marques	28	9	441	58	165	.352	15	46	.326	37	51	.725	13	34	47	29	35	0	13	37	4	168	6.0
Greene	34	31	888	70	172	.407	4	26	.154	30	41	.732	38	88	126	50	56	0	38	36	13	174	5.1
Carter	15	1	259	21	60	.350	4	19	.211	16	20	.800	5	17	22	27	17	0	7	25	4	62	4.1
Pedersen (TOT)	34	5	432	39	101	.386	0	1	.000	23	34	.676	32	68	100	31	52	0	21	28	14	101	3.0
Pedersen (CT)	25	0	269	23	63	.365	0	1	.000	20	28	.714	19	46	65	17	40	0	14	20	6	66	2.6
Lacy	3	1	50	2	18	.111	0	1	.000	3	3	1.000	3	12	15	6	1	0	4	4	0	7	2.3
Faris	24	3	338	18	49	.367	7	25	.280	7	9	.778	12	41	53	16	32	0	7	15	5	50	2.1
Walker	7	0	55	5	17	.294	2	8	.250	1	1	1.000	9	7	16	2	4	0	2	6	3	13	1.9
SUN	34	-	6825	936	2341	.400	141	468	.301	402	545	.738	347	804	1151	469	563	1	257	484	130	2415	71.0
OPPONENTS	34	-	6825	993	2278	.436	135	398	.339	492	640	.769	379	900	1279	514	553	2	289	510	110	2613	76.9

PLAYER	-- SINGLE-GAME HIGHS --								----- AVERAGE PER GAME -----								----- AVERAGE PER 40 MINUTES -----							
	MIN	REB	AST	ST	TO	BL	PTS		MIN	REB	AST	STL	TO	BLK	PTS	REB	AST	PF	STL	TO	BLK	PTS		
Charles	37	16	3	3	7	4	30		32.8	10.1	1.4	0.93	2.2	0.97	18.0	12.3	1.8	2.4	1.14	2.7	1.18	21.9		
Lawson	36	7	6	1	6	1	23		30.1	3.7	4.2	0.56	2.4	0.11	13.8	4.9	5.6	2.1	0.74	3.2	0.15	18.3		
Hightower	37	10	8	3	4	2	23		32.0	3.1	3.0	1.14	1.5	0.33	12.8	3.9	3.8	3.3	1.43	1.8	0.42	16.0		
Montgomery	39	6	8	3	5	1	18		27.2	1.8	3.1	0.78	2.4	0.04	10.1	2.6	4.5	2.5	1.15	3.6	0.06	14.9		
White	34	5	6	4	8	1	26		25.0	2.8	2.0	1.55	2.4	0.27	9.2	4.4	3.2	4.3	2.48	3.8	0.44	14.8		
Griffin	37	10	4	6	4	3	22		25.4	5.0	0.9	1.24	1.0	0.68	8.7	7.9	1.5	4.3	1.94	1.6	1.06	13.7		
Bass	37	12	4	3	4	3	16		18.0	4.4	1.0	0.67	1.5	0.88	7.0	9.7	2.2	4.0	1.48	3.2	1.96	15.5		
Castro Marques	32	8	3	2	4	1	19		15.7	1.7	1.0	0.46	1.3	0.14	6.0	4.3	2.6	3.2	1.18	3.4	0.36	15.2		
Greene	42	9	5	4	3	2	14		26.1	3.7	1.5	1.12	1.1	0.38	5.1	5.7	2.3	2.5	1.71	1.6	0.59	7.8		
Carter	26	5	8	2	5	2	11		17.3	1.5	1.8	0.47	1.7	0.27	4.1	3.4	4.2	2.6	1.08	3.9	0.62	9.6		
Pedersen (TOT)	28	8	4	2	3	2	10		12.7	2.9	0.9	0.62	0.8	0.41	3.0	9.3	2.9	4.8	1.94	2.6	1.30	9.4		
Pedersen (CT)	23	8	4	2	3	1	9		10.8	2.6	0.7	0.56	0.8	0.24	2.6	9.7	2.5	5.9	2.08	3.0	0.89	9.8		
Lacy	34	9	3	3	2	0	5		16.5	5.0	2.0	1.33	1.3	0.00	2.3	12.0	4.8	0.8	3.20	3.2	0.00	5.6		
Faris	34	7	2	2	2	1	11		14.1	2.2	0.7	0.29	0.6	0.21	2.1	6.3	1.9	3.8	0.83	1.8	0.59	5.9		
Walker	11	4	1	1	3	2	6		7.8	2.3	0.3	0.29	0.9	0.43	1.9	11.6	1.5	2.9	1.45	4.4	2.18	9.5		
SUN	225	44	22	14	24	10	88		200.7	33.9	13.8	7.56	14.2	3.82	71.0	33.7	13.7	16.5	7.53	14.2	3.81	70.8		
OPPONENTS	225	62	26	14	27	11	91		200.7	37.6	15.1	8.50	15.0	3.24	76.9	37.5	15.1	16.2	8.47	14.9	3.22	76.6		

CONNECTICUT SUN		Team/Opp		Home Road Total		High Scoring		High Rebounds		High Assists		Opponent Scoring		Atten.	
Date	Opponent	W	L	0-0	0-0	1-0	Lawson-23	Charles-13	Lawson-5	Pondexter-23	7,672				
May 25	NEW YORK	L	75-86	1-0	0-1	1-1	Hightower-20	Charles-15	Lawson-4	Fowles-24	6,607				
May 31	@Chicago	L	74-90	1-0	0-2	1-2	Charles-22	Charles-10	Hightower-4	M. Moore-26	9,223				
Jun 1	@Minnesota	L	62-66	1-1	0-2	1-3	Lawson-22	Charles-12	Lawson-4	Hightower-5	Latta-17	6,150			
Jun 7	WASHINGTON	W	73-61	1-1	1-2	2-3	Charles-21	Charles-10	Hightower-5	Greene-5	Zellous-14	6,283			
Jun 12	@Indiana	L	68-78	1-1	1-3	2-4	Charles-30	Bass-8	Lawson-6	Pondexter-20	5,845				
Jun 14	@New York	L	66-78	1-2	1-3	2-5	Hightower-17	Griffin-8	Tied with-2	Thompson-17	6,550				
Jun 16	SEATTLE	L	77-78	1-3	1-3	2-6	Charles-19	Charles-6	Hightower-5	McCoughtry-34	7,557				
Jun 23	ATLANTA	L	70-89	1-4	1-3	2-7	Charles-25	Griffin-6	Carter-2	Bonner-19	9,110				
Jun 29	PHOENIX	W	88-69	2-4	1-3	3-7	Hightower-18	Charles-13	Greene-2	Taurasi-19	5,701				
Jul 2	TULSA	L	66-78	2-4	1-4	3-8	Hightower-17	Griffin-8	Carter-8	Williams-23	6,383				
Jul 6	@Indiana	L	70-83	2-5	1-4	3-9	Griffin-17	Charles-29	Castro Marques-3	Catchings-22	6,285				
Jul 12	CHICAGO	L	86-84	3-5	1-4	4-9	Charles-29	Castro Marques-7	Lawson-5	Delle Donne-23	6,285				
Jul 14	SAN ANTONIO	W	58-64	3-5	1-5	4-10	Hightower-23	Greene-7	Lawson-6	Perkins-23	6,335				
Jul 19	@Tulsa	L	52-60	3-5	1-6	4-11	Hightower-14	Charles-10	White-3	Johnson-14	5,294				
Jul 20	@San Antonio	L	65-74	3-5	1-7	4-12	Charles-18	Charles-12	White-3	Adams-20	8,375				
Jul 24	@Atlanta	L	70-83	2-5	1-4	3-9	Greene-14	Charles-16	Bass-3	McCoughtry-22	4,434				
Aug 1	INDIANA	W	70-64	4-5	1-7	5-12	Charles-14	Charles-12	Montgomery-5	Zellous-20	4,971				
Aug 3	@New York	W	88-66	4-5	2-7	6-12	Charles-22	Charles-14	Hightower-8	Braxton-18	6,245				
Aug 6	LOS ANGELES	L	72-74	4-6	2-7	6-13	Charles-21	Charles-13	Hightower-4	Toliver-19	5,792				
Aug 9	CHICAGO	L	61-77	4-7	2-7	6-14	Charles-25	Charles-10	Hightower-2	Prince-23	6,086				
Aug 11	INDIANA	W	70-64	4-5	1-7	5-12	Hightower-13	Charles-10	Griffin-2						
Aug 13	INDIANA	W	88-66	4-5	2-7	6-12	Charles-22	Charles-12	Montgomery-2	Langhorne-18	7,725				
Aug 14	@Washington	L	63-74	4-7	2-8	6-15	Charles-18	Charles-12	Hightower-5	McCoughtry-33	5,206				
Aug 16	ATLANTA	W	88-86	5-7	2-8	7-15	Charles-25	Faris-7	McCoughtry-4	McCoughtry-30	4,435				
Aug 18	@Atlanta	L	57-88	5-7	2-9	7-16	Castro Marques-18	Pedersen-8	Griffin-2	Prince-21	5,074				
Aug 18	Chicago	L	78-89	5-7	2-10	7-17	White-16	Faris-7	Greene-4						
Aug 22	MINNESOTA	L	77-91	5-8	2-10	7-18	Charles-22	Charles-12	Montgomery-4	Brunson-24	7,088				
Aug 25	NEW YORK	L	66-74	5-9	2-10	7-19	Charles-22	Griffin-10	Montgomery-5	Pierson-18	7,004				
Aug 27	@Los Angeles	L	78-91	5-9	2-11	7-20	Griffin-22	Charles-9	Montgomery-6	Castro Marques-3	Parker-28	11,401			
Aug 29	@Seattle	L	65-78	5-9	2-12	7-21	Castro Marques-19	Charles-9	Montgomery-3	Carter-3					
Aug 29	Seattle	L	65-78	5-9	2-12	7-21	Charles-18	Bass-6	Montgomery-3	Bass-2	Little-18	5,567			
Aug 31	@Phoenix	L	68-76	5-9	2-13	7-22	Charles-16	Charles-13	White-2	Thompson-18					
Sep 6	WASHINGTON	W	77-70	6-9	2-13	8-22	Charles-16	Charles-13	Montgomery-2	Dupree-22	8,119				
Sep 7</															



Connecticut Sun 2013 HIGH GAMES

PLAYER	MINUTES	FIELD GOALS	FREE THROWS	----- OFFENSIVE	REBOUNDS DEFENSIVE	----- TOTAL	ASSISTS	STEALS	TURNOVERS	BLOCKED SHOTS	POINTS
MISTIE BASS	37C SEP. 15 vs Ind.	7 SEP. 15 vs Ind.	4 (2) AUG. 27 at L.A.	6 SEP. 15 vs Ind.	9C SEP. 7 at Ind.	12T SEP. 15 vs Ind.	4 SEP. 15 vs Ind.	3 (2) AUG. 18 at Chi.	4T(4) SEP. 7 at Ind.	3T(2) SEP. 15 vs Ind.	16 SEP. 15 vs Ind.
SYDNEY CARTER	26 SEP. 13 at Wash.	3 (2) SEP. 13 at Wash.	4 (2) SEP. 13 at Wash.	3C SEP. 7 at Ind.	5T JUL. 2 vs Tulsa	5T JUL. 2 vs Tulsa	8C JUL. 2 vs Tulsa	2T(2) SEP. 7 at Ind.	5T SEP. 15 vs Ind.	2C(2) JUL. 6 at Ind.	11 SEP. 13 at Wash.
IZIANE CASTRO MARQUES	32 SEP. 13 at Wash.	7 SEP. 15 vs Ind.	5 (2) AUG. 27 at L.A.	3T SEP. 15 vs Ind.	6 JUN. 23 vs Atl.	8 (2) SEP. 15 vs Ind.	3 (4) SEP. 11 vs Atl.	2 (5) SEP. 13 at Wash.	4 SEP. 11 vs Atl.	1 (4) SEP. 15 vs Ind.	19 (2) SEP. 15 vs Ind.
TINA CHARLES	37 (2) AUG. 1 vs Ind.	13 (2) JUL. 12 vs Chi.	19C JUN. 29 vs Phoe.	8 JUN. 1 at Minn.	11 JUL. 24 at Atl.	16 JUL. 24 at Atl.	3 (6) AUG. 14 vs Atl.	3 (3) AUG. 11 at Wash.	7 JUN. 23 vs Atl.	4 JUN. 7 vs Wash.	30 JUN. 12 at Ind.
KELLY FARIS	34T AUG. 14 vs Atl.	4 AUG. 14 vs Atl.	2 (2) AUG. 9 vs Chi.	3T AUG. 16 at Atl.	7C AUG. 18 at Chi.	7C(2) AUG. 18 at Chi.	2 (4) AUG. 14 vs Atl.	2 JUL. 19 at Tulsa	2 (4) AUG. 16 at Atl.	1T(5) AUG. 14 vs Atl.	11 AUG. 14 vs Atl.
KALANA GREENE	42C SEP. 15 vs Ind.	6 (2) SEP. 15 vs Ind.	4T JUL. 24 at Atl.	4C(2) SEP. 15 vs Ind.	8T JUN. 12 at Ind.	9T(2) JUN. 12 at Ind.	5 JUN. 12 at Ind.	4T(2) JUL. 24 at Atl.	3 (3) AUG. 16 at Atl.	2 (2) JUL. 6 at Ind.	14 (3) JUL. 24 at Atl.
KELSEY GRIFFIN	37C SEP. 15 vs Ind.	9C AUG. 25 vs N.Y.	9C JUL. 6 at Ind.	5 JUL. 6 at Ind.	7 (3) AUG. 25 vs N.Y.	10 AUG. 25 vs N.Y.	4T JUL. 12 vs Chi.	6T AUG. 31 at Phoe.	4 AUG. 14 vs Atl.	3 AUG. 9 vs Chi.	22C AUG. 25 vs N.Y.
ALLISON HIGHTOWER	37 AUG. 9 vs Chi.	9C(2) JUL. 14 vs S.A.	4 AUG. 1 vs Ind.	2 AUG. 1 vs Ind.	9C JUN. 23 vs Atl.	10C JUN. 23 vs Atl.	8T AUG. 3 at N.Y.	3 (3) AUG. 6 vs L.A.	4T(3) JUL. 6 at Ind.	2T(2) JUL. 24 at Atl.	23C JUL. 14 vs S.A.
NATASHA LACY	34 JUN. 7 vs Wash.	1 (2) JUN. 7 vs Wash.	3 JUN. 7 vs Wash.	2 JUN. 7 vs Wash.	7C JUN. 7 vs Wash.	9C JUN. 7 vs Wash.	3 (2) JUN. 7 vs Wash.	3 JUN. 7 vs Wash.	2 JUN. 7 vs Wash.	0 JUN. 7 vs Wash.	5 JUN. 7 vs Wash.

Connecticut Sun 2013 HIGH GAMES

PLAYER	MINUTES	FIELD GOALS	FREE THROWS	----- OFFENSIVE	REBOUNDS DEFENSIVE	----- TOTAL	ASSISTS	STEALS	TURNOVERS	BLOCKED SHOTS	POINTS
KARA LAWSON	36 (2) JUN. 14 at N.Y.	9T MAY. 25 vs N.Y.	5 JUN. 1 at Minn.	3 JUN. 12 at Ind.	6 (2) JUN. 14 at N.Y.	7 MAY. 25 vs N.Y.	6 (2) JUL. 14 vs S.A.	1 (5) JUL. 19 at Tulsa	6T(2) JUN. 14 at N.Y.	1 JUL. 19 at Tulsa	23 MAY. 25 vs N.Y.
RENEE MONTGOMERY	39 SEP. 15 vs Ind.	6 (4) SEP. 15 vs Ind.	4 (2) AUG. 29 at Sea.	2 AUG. 22 vs Minn.	5 SEP. 13 at Wash.	6 SEP. 13 at Wash.	8 SEP. 15 vs Ind.	3 SEP. 11 vs Atl.	5 (4) SEP. 7 at Ind.	1 JUL. 20 at S.A.	18 (2) AUG. 14 vs Atl.
KAYLA PEDERSEN Tul.-Ct.	28 JUN. 7 at Sea.	5 JUN. 7 at Sea.	3 (2) AUG. 18 at Chi.	3 (3) AUG. 16 at Atl.	7 SEP. 13 at Wash.	8 AUG. 16 at Atl.	4 (2) JUL. 2 vs Tulsa	2 (6) SEP. 11 vs Atl.	3 AUG. 16 at Atl.	2T(3) JUN. 8 at L.A.	10 JUN. 7 at Sea.
KAYLA PEDERSEN Ct.	23 SEP. 6 vs Wash.	4 (2) SEP. 11 vs Atl.	3 (2) AUG. 18 at Chi.	3 (2) AUG. 16 at Atl.	7 SEP. 13 at Wash.	8 AUG. 16 at Atl.	4 JUL. 2 vs Tulsa	2 (4) SEP. 11 vs Atl.	3 AUG. 16 at Atl.	1 (6) SEP. 15 vs Ind.	9 SEP. 6 vs Wash.
ASHLEY WALKER	11 MAY. 31 at Chi.	2 (2) JUN. 7 vs Wash.	1 JUN. 1 at Minn.	3T JUN. 14 at N.Y.	3 JUN. 1 at Minn.	4 (2) JUN. 14 at N.Y.	1 (2) JUN. 16 vs Sea.	1 (2) JUN. 16 vs Sea.	3T MAY. 31 at Chi.	2C JUN. 14 at N.Y.	6 JUN. 1 at Minn.
TAN WHITE	34 SEP. 11 vs Atl.	10T SEP. 6 vs Wash.	3 (2) SEP. 6 vs Wash.	2 (3) AUG. 22 vs Minn.	4 (4) SEP. 11 vs Atl.	5 (3) SEP. 11 vs Atl.	6 SEP. 6 vs Wash.	4 (2) SEP. 11 vs Atl.	8C AUG. 16 at Atl.	1 (6) SEP. 6 vs Wash.	26T SEP. 6 vs Wash.
SUN High Games	225 SEP. 15 vs Ind.	34 (3) AUG. 3 at N.Y.	32 JUN. 29 vs Phoe.	18 JUN. 1 at Minn.	33 JUL. 2 vs Tulsa	44 JUN. 23 vs Atl.	22 JUL. 2 vs Tulsa	14 (2) AUG. 31 at Phoe.	24 AUG. 16 at Atl.	10 JUL. 2 vs Tulsa	88 (3) AUG. 14 vs Atl.
SUN Low Games	200 (33) SEP. 13 at Wash.	18 JUN. 29 vs Phoe.	2 MAY. 31 at Chi.	5 (4) SEP. 13 at Wash.	16 SEP. 6 vs Wash.	21 SEP. 6 vs Wash.	6 AUG. 16 at Atl.	3 AUG. 22 vs Minn.	6 MAY. 31 at Chi.	0 (2) AUG. 22 vs Minn.	52 JUL. 20 at S.A.
OPPONENTS High Games	225 SEP. 15 vs Ind.	38 AUG. 22 vs Minn.	26 AUG. 29 at Sea.	25 JUL. 19 at Tulsa	37 (3) AUG. 31 at Phoe.	62 JUL. 19 at Tulsa	26 AUG. 22 vs Minn.	14 AUG. 16 at Atl.	27 SEP. 11 vs Atl.	11 AUG. 31 at Phoe.	91 (2) AUG. 27 at L.A.

2013 HIGH GAMES

PLAYER	MINUTES	FIELD GOALS	FREE THROWS	----- OFFENSIVE	REBOUNDS DEFENSIVE	----- TOTAL	ASSISTS	STEALS	TURNOVERS	BLOCKED SHOTS	POINTS
OPPONENTS Low Games	200 (33) SEP. 13 at Wash.	22 SEP. 6 vs Wash.	4 JUL. 20 at S.A.	2 JUL. 12 vs Chi.	18 (2) SEP. 15 vs Ind.	26 (2) AUG. 22 vs Minn.	5 JUN. 23 vs Atl.	2 MAY. 31 at Chi.	9 JUL. 2 vs Tulsa	0 AUG. 3 at N.Y.	60 JUL. 20 at S.A.

"C" indicates a new career-high, "T" a tied career-high. Numbers in parentheses indicate the number of games in which a player or team has reached a given total (if more than one).







(25-9)

CONNECTICUT SUN

Final 2012 Regular Season

PLAYER	G	GS	MIN	-FIELD GOALS-			-3-POINT FG--			-FREE THROWS-			--REBOUNDS--				PF	DQ	STL	TO	BLK	PTS	AVG
				FG	FGA	PCT	FG	FGA	PCT	FT	FTA	PCT	OFF	DEF	TOT	AST							
Charles	33	33	1096	250	501	.499	1	5	.200	93	116	.802	123	222	345	57	64	0	17	74	47	594	18.0
Lawson	34	34	1066	169	343	.493	74	172	.430	100	107	.935	17	114	131	136	40	0	27	60	5	512	15.1
Jones	20	19	558	102	229	.445	4	12	.333	35	39	.897	49	92	141	39	61	1	19	51	11	243	12.2
Montgomery	34	0	816	116	333	.348	47	129	.364	117	138	.848	8	55	63	89	52	0	35	76	3	396	11.6
Bass	32	10	598	99	187	.529	0	1	.000	57	80	.713	59	84	143	33	59	0	24	40	13	255	8.0
Hightower	34	29	827	90	256	.352	18	76	.237	32	35	.914	21	58	79	84	79	0	43	47	5	230	6.8
White	31	0	496	57	143	.399	27	67	.403	15	18	.833	9	41	50	35	49	0	31	36	6	156	5.0
McCray	28	8	389	39	124	.315	20	60	.333	37	41	.902	14	42	56	33	41	0	17	28	0	135	4.8
Greene	34	31	605	53	121	.438	5	22	.227	32	46	.696	18	45	63	57	45	0	39	27	7	143	4.2
Griffin	31	6	375	34	99	.343	3	15	.200	24	34	.706	29	61	90	15	37	0	18	27	10	95	3.1
Moore (TOT)	16	0	108	9	20	.450	0	0	---	9	12	.750	8	9	17	2	18	0	0	9	0	27	1.7
Moore (CT)	8	0	65	3	11	.273	0	0	---	6	8	.750	3	4	7	2	10	0	0	3	0	12	1.5
Shegog	3	0	9	1	3	.333	0	0	---	1	2	.500	1	1	2	0	3	0	1	1	0	3	1.0
SUN	34	-	6900	1013	2350	.431	199	559	.356	549	664	.827	351	819	1170	580	540	1	271	493	107	2774	81.6
OPPONENTS	34	-	6900	1008	2344	.430	211	617	.342	404	542	.745	348	853	1201	593	635	2	283	545	110	2631	77.4

PLAYER	-- SINGLE-GAME HIGHS --							----- AVERAGE PER GAME -----							----- AVERAGE PER 40 MINUTES -----						
	MIN	REB	AST	ST	TO	BL	PTS	MIN	REB	AST	STL	TO	BLK	PTS	REB	AST	PF	STL	TO	BLK	PTS
Charles	41	22	4	3	8	4	30	33.2	10.5	1.7	0.52	2.2	1.42	18.0	12.6	2.1	2.3	0.62	2.7	1.72	21.7
Lawson	37	10	9	3	6	1	30	31.4	3.9	4.0	0.79	1.8	0.15	15.1	4.9	5.1	1.5	1.01	2.3	0.19	19.2
Jones	36	12	5	2	6	2	22	27.9	7.1	2.0	0.95	2.6	0.55	12.2	10.1	2.8	4.4	1.36	3.7	0.79	17.4
Montgomery	31	6	7	5	5	1	25	24.0	1.9	2.6	1.03	2.2	0.09	11.6	3.1	4.4	2.5	1.72	3.7	0.15	19.4
Bass	35	11	4	5	3	2	19	18.7	4.5	1.0	0.75	1.3	0.41	8.0	9.6	2.2	3.9	1.61	2.7	0.87	17.1
Hightower	38	6	8	4	4	2	20	24.3	2.3	2.5	1.26	1.4	0.15	6.8	3.8	4.1	3.8	2.08	2.3	0.24	11.1
White	25	4	3	4	5	2	12	16.0	1.6	1.1	1.00	1.2	0.19	5.0	4.0	2.8	4.0	2.50	2.9	0.48	12.6
McCray	28	6	3	3	4	0	15	13.9	2.0	1.2	0.61	1.0	0.00	4.8	5.8	3.4	4.2	1.75	2.9	0.00	13.9
Greene	28	5	5	3	3	2	14	17.8	1.9	1.7	1.15	0.8	0.21	4.2	4.2	3.8	3.0	2.58	1.8	0.46	9.5
Griffin	34	10	3	2	4	4	13	12.1	2.9	0.5	0.58	0.9	0.32	3.1	9.6	1.6	3.9	1.92	2.9	1.07	10.1
Moore (TOT)	16	3	1	0	2	0	7	6.7	1.1	0.1	0.00	0.6	0.00	1.7	6.3	0.7	6.7	0.00	3.3	0.00	10.0
Moore (CT)	14	2	1	0	1	0	4	8.1	0.9	0.3	0.00	0.4	0.00	1.5	4.3	1.2	6.2	0.00	1.8	0.00	7.4
Shegog	5	1	0	1	1	0	3	2.9	0.7	0.0	0.33	0.3	0.00	1.0	8.9	0.0	13.3	4.44	4.4	0.00	13.3
SUN	225	48	25	14	25	8	100	202.9	34.4	17.1	7.97	14.5	3.15	81.6	33.9	16.8	15.7	7.86	14.3	3.10	80.4
OPPONENTS	225	47	23	16	26	7	95	202.9	35.3	17.4	8.32	16.0	3.24	77.4	34.8	17.2	18.4	8.20	15.8	3.19	76.3

CONNECTICUT SUN		Team/Opp	Home	Road	Total	High Scoring	High Rebounds	High Assists	Opponent Scoring	Atten.
Date	Opponent									
May 19	@New York	W 78- 73	0-0	1-0	1-0	Charles-19	Charles-13	Lawson-6	Pondexter-19	8,112
May 20	NEW YORK	W 92- 77	1-0	1-0	2-0	Charles-25	Charles-11	Montgomery-6	Pondexter-18	7,118
May 25	SAN ANTONIO	W 83- 79	2-0	1-0	3-0	Montgomery-23	Charles-8	Jones-5	Adams-21	6,115
Jun 1	MINNESOTA	L 72- 85	2-1	1-0	3-1	Charles-20	Charles-12	Hightower-5	Augustus-23	7,249
Jun 3	WASHINGTON	W 94- 86	3-1	1-0	4-1	Charles-30	Charles-9	Lawson-4	Langhorne-25	7,065
Jun 8	@Indiana	W 89- 81	3-1	2-0	5-1	Lawson-18	Charles-14	Greene-4	Catchings-31	6,041
Jun 10	ATLANTA	W 92- 73	4-1	2-0	6-1	Charles-22	Charles-11	Lawson-4	McCoughtry-23	6,526
Jun 13	LOS ANGELES	L 81- 87	4-2	2-0	6-2	Charles-19	Charles-13	Hightower-5	Parker-33	6,058
Jun 15	NEW YORK	W 97- 55	5-2	2-0	7-2	Charles-20	Charles-8	Lawson-4	Carson-14	6,522
Jun 17	@Atlanta	W 75- 73	5-2	3-0	8-2	Charles-23	Charles-22	Greene-5	Herrington-20	4,323
Jun 19	INDIANA	W 88- 85 (OT)	6-2	3-0	9-2	Lawson-22	Charles-8	Lawson-3	Douglas-23	6,503
Jun 21	@Indiana	L 61- 95	6-2	3-1	9-3	Bass-11	Jones-8	Lawson-2	January-20	6,326
Jun 29	@Washington	W 77- 64	6-2	4-1	10-3	Jones-20	Jones-11	Charles-8	Currie-21	6,975
Jul 1	SEATTLE	L 83- 89 (OT)	6-3	4-1	10-4	Lawson-22	Charles-14	Hightower-4	Little-27	9,201
Jul 6	@Tulsa	W 86- 75	6-3	5-1	11-4	Charles-24	Charles-10	Lawson-6	Latta-24	4,318
Jul 7	@Minnesota	W 86- 80	6-3	6-1	12-4	Lawson-22	Charles-15	Hightower-5	Moore-19	10,882
Jul 10	@Washington	W 77- 70	6-3	7-1	13-4	Lawson-17	Charles-8	Greene-4	Langhorne-15	12,569
Jul 11	WASHINGTON	W 85- 73	7-3	7-1	14-4	Jones-22	Jones-9	Charles-4	Langhorne-19	7,804
Jul 13	@Chicago	W 80- 78 (OT)	7-3	8-1	15-4	Charles-25	Charles-13	Montgomery-6	Vandersloot-22	5,988
Aug 16	@New York	L 66- 79	7-3	8-2	15-5	Montgomery-16	Charles-12	Lawson-4	Pondexter-24	5,865
Aug 18	NEW YORK	W 85- 74	8-3	8-2	16-5	Charles-23	Charles-9	Lawson-5	Carson-17	8,232
Aug 21	TULSA	W 82- 80 (OT)	9-3	8-2	17-5	Lawson-19	Bass-11	Lawson-4	Pondexter-17	6,745
Aug 26	CHICAGO	L 70- 82	9-4	8-2	17-6	Hightower-17	Charles-8	Montgomery-4	T. Johnson-14	6,745
Aug 28	@Chicago	W 83- 72	9-4	9-2	18-6	Charles-24	Charles-14	Lawson-6	Lacy-14	8,390
Aug 30	@San Antonio	W 84- 73	9-4	10-2	19-6	Charles-20	Charles-10	Hightower-8	Prince-15	2,884
Sep 2	@Atlanta	L 80- 87	9-4	10-3	19-7	Lawson-16	Charles-11	Lawson-5	Vandersloot-17	5,023
Sep 4	@Washington	W 77- 70	9-4	11-3	20-7	Charles-20	Charles-13	Lawson-4	Adams-22	5,023
Sep 7	PHOENIX	L 82- 91	9-5	11-3	20-8	Montgomery-25	Bass-9	Bass-4	McCoughtry-24	5,020
Sep 9	CHICAGO	W 82- 77	10-5	11-3	21-8	Charles-24	Charles-6	Lawson-9	Langhorne-23	5,980
Sep 12	@Phoenix	W100- 78	10-5	12-3	22-8	Lawson-30	Lawson-6	Lawson-7	Bonner-35	8,379
Sep 14	@Los Angeles	L 82- 93	10-5	12-4	22-9	Charles-21	Charles-13	Bass-9	Cash-21	6,658
Sep 16	@Seattle	W 60- 58	10-5	13-4	23-9	Lawson-13	Bass-11	Lawson-4	Bonner-24	5,421
Sep 19	INDIANA	W 73- 67	11-5	13-4	24-9	Lawson-23	Charles-12	Lawson-6	Parker-23	10,503
Sep 23	ATLANTA	W 92- 72	12-5	13-4	25-9	Lawson-21	Charles-9	Montgomery-7	Stricklen-12	7,748
									Douglas-19	5,811
									Harding-16	9,143





Connecticut Sun 2012 HIGH GAMES

PLAYER	MINUTES	FIELD GOALS	FREE THROWS	----- REBOUNDS -----			ASSISTS	STEALS	TURNOVERS	BLOCKED SHOTS	POINTS
				OFFENSIVE	DEFENSIVE	TOTAL					
MISTIE BASS	35 JUL. 13 at Chi.	6 (4) SEP. 12 at Phoe.	7C JUL. 13 at Chi.	6 AUG. 21 vs Tulsa	6 (2) SEP. 16 at Sea.	11 (2) SEP. 16 at Sea.	4 SEP. 4 at Wash.	5T SEP. 23 vs Atl.	3 (6) SEP. 19 vs Ind.	2 (3) SEP. 4 at Wash.	19 JUL. 13 at Chi.
TINA CHARLES	41 AUG. 21 vs Tulsa	13 JUN. 3 vs Wash.	7 SEP. 7 vs Phoe.	8 (2) JUL. 1 vs Sea.	16 JUN. 17 at Atl.	22 JUN. 17 at Atl.	4 (2) JUL. 10 at Wash.	3 SEP. 16 at Sea.	8T JUN. 17 at Atl.	4 (4) AUG. 30 at S.A.	30 JUN. 3 vs Wash.
KALANA GREENE	28 JUL. 1 vs Sea.	5 (3) SEP. 23 vs Atl.	4T SEP. 12 at Phoe.	3 SEP. 12 at Phoe.	5 SEP. 2 at Atl.	5 (2) SEP. 2 at Atl.	5 JUN. 15 vs N.Y.	3 (6) SEP. 23 vs Atl.	3 (2) SEP. 19 vs Ind.	2 SEP. 14 at L.A.	14 SEP. 12 at Phoe.
KELSEY GRIFFIN	34 AUG. 30 at S.A.	5 AUG. 30 at S.A.	4 (2) SEP. 9 vs Chi.	4 (3) SEP. 9 vs Chi.	6 AUG. 30 at S.A.	10 AUG. 30 at S.A.	3 AUG. 21 vs Tulsa	2 (2) SEP. 7 vs Phoe.	4 AUG. 28 at Chi.	4C SEP. 4 at Wash.	13 AUG. 30 at S.A.
ALLISON HIGHTOWER	38C AUG. 21 vs Tulsa	7 AUG. 26 vs Chi.	7C JUN. 15 vs N.Y.	2 (6) SEP. 19 vs Ind.	5 (2) AUG. 28 at Chi.	6 (2) AUG. 28 at Chi.	8T AUG. 30 at S.A.	4C JUL. 6 at Tulsa	4T(2) JUL. 11 vs Wash.	2T AUG. 30 at S.A.	20 AUG. 18 vs N.Y.
ASJHA JONES	36 JUN. 29 at Wash.	10 JUL. 11 vs Wash.	4 (4) JUL. 7 at Minn.	7C JUL. 1 vs Sea.	9T(2) JUL. 7 at Minn.	12T JUN. 8 at Ind.	5 MAY. 25 vs S.A.	2 (6) JUL. 11 vs Wash.	6 JUN. 1 vs Minn.	2 (3) JUN. 19 vs Ind.	22 JUL. 11 vs Wash.
KARA LAWSON	37 (3) SEP. 16 at Sea.	9T(2) SEP. 12 at Phoe.	8 (2) JUN. 19 vs Ind.	4T MAY. 19 at N.Y.	9C JUL. 7 at Minn.	10 JUL. 7 at Minn.	9 SEP. 9 vs Chi.	3T JUL. 11 vs Wash.	6T AUG. 28 at Chi.	1 (5) SEP. 12 at Phoe.	30C SEP. 12 at Phoe.
DANIELLE MCCRAY	28C SEP. 7 vs Phoe.	5 SEP. 2 at Atl.	6C MAY. 19 at N.Y.	4C SEP. 4 at Wash.	5 (2) SEP. 9 vs Chi.	6 (3) SEP. 4 at Wash.	3 (2) JUN. 8 at Ind.	3T SEP. 14 at L.A.	4T(2) SEP. 12 at Phoe.	0	15 SEP. 2 at Atl.
RENEE MONTGOMERY	31 JUL. 13 at Chi.	8 (2) SEP. 7 vs Phoe.	7 (3) AUG. 28 at Chi.	1 (8) AUG. 30 at S.A.	5 JUN. 10 vs Atl.	6 JUN. 10 vs Atl.	7 SEP. 23 vs Atl.	5T JUN. 8 at Ind.	5 (2) JUN. 10 vs Atl.	1 (3) SEP. 16 at Sea.	25 SEP. 7 vs Phoe.


Connecticut Sun 2012 HIGH GAMES

PLAYER	MINUTES	FIELD GOALS	FREE THROWS	----- REBOUNDS -----			ASSISTS	STEALS	TURNOVERS	BLOCKED SHOTS	POINTS
				OFFENSIVE	DEFENSIVE	TOTAL					
JESSICA MOORE Atl.-Ct.	16 JUL. 8 at L.A.	2 (3) AUG. 28 at Chi.	3 (2) AUG. 30 at S.A.	2 (2) JUL. 8 at L.A.	2 JUN. 15 vs L.A.	3 (3) JUL. 8 at L.A.	1 (2) SEP. 12 at Phoe.	0	2 JUL. 8 at L.A.	0	7 JUL. 8 at L.A.
JESSICA MOORE Ct.	14 SEP. 12 at Phoe.	2 AUG. 28 at Chi.	3 AUG. 30 at S.A.	1 (3) SEP. 12 at Phoe.	1 (4) SEP. 12 at Phoe.	2 (3) SEP. 12 at Phoe.	1 (2) SEP. 12 at Phoe.	0	1 (3) SEP. 12 at Phoe.	0	4 AUG. 28 at Chi.
CHAY SHEGOG	5C JUN. 15 vs N.Y.	1C JUN. 15 vs N.Y.	1C JUN. 15 vs N.Y.	1C JUN. 15 vs N.Y.	1C MAY. 20 vs N.Y.	1C(2) JUN. 15 vs N.Y.	0C	1C JUN. 15 vs N.Y.	1C JUN. 15 vs N.Y.	0C	3C JUN. 15 vs N.Y.
TAN WHITE	25 SEP. 23 vs Atl.	4 (6) SEP. 14 at L.A.	4 JUN. 21 at Ind.	1 (9) SEP. 19 vs Ind.	4 JUN. 17 at Atl.	4 (3) SEP. 19 vs Ind.	3 (6) SEP. 23 vs Atl.	4 AUG. 30 at S.A.	5 JUL. 13 at Chi.	2 AUG. 28 at Chi.	12 SEP. 12 at Phoe.
SUN High Games	225 (4) AUG. 21 vs Tulsa	37 JUN. 10 vs Atl.	26 (2) JUN. 3 vs Wash.	19 JUN. 1 vs Minn.	36 JUL. 7 at Minn.	48 JUL. 7 at Minn.	25 JUL. 6 at Tulsa	14 SEP. 23 vs Atl.	25 JUN. 17 at Atl.	8 SEP. 4 at Wash.	100 SEP. 12 at Phoe.
SUN Low Games	200 (30) SEP. 23 vs Atl.	20 JUN. 21 at Ind.	4 AUG. 16 at N.Y.	3 JUL. 10 at Wash.	15 JUN. 1 vs Minn.	21 SEP. 7 vs Phoe.	6 JUN. 21 at Ind.	3 (3) SEP. 2 at Atl.	8 AUG. 30 at S.A.	0 (3) SEP. 23 vs Atl.	60 SEP. 16 at Sea.
OPPONENTS High Games	225 (4) AUG. 21 vs Tulsa	36 JUN. 21 at Ind.	21 SEP. 12 at Phoe.	18 JUN. 10 vs Atl.	36 JUN. 13 vs L.A.	47 JUN. 13 vs L.A.	23 (3) JUL. 13 at Chi.	16 JUN. 17 at Atl.	26 AUG. 18 vs N.Y.	7 JUN. 13 vs L.A.	95 JUN. 21 at Ind.
OPPONENTS Low Games	200 (30) SEP. 23 vs Atl.	23 JUN. 15 vs N.Y.	4 (2) SEP. 16 at Sea.	4 JUN. 17 at Atl.	16 SEP. 19 vs Ind.	26 JUN. 17 at Atl.	11 (2) SEP. 19 vs Ind.	3 (2) AUG. 30 at S.A.	8 (2) AUG. 16 at N.Y.	0 SEP. 19 vs Ind.	55 JUN. 15 vs N.Y.

"C" indicates a new career-high, "T" a tied career-high.

Numbers in parentheses indicate the number of games in which a player or team has reached a given total (if more than one).







(21-13)

CONNECTICUT SUN

Final 2011 Regular Season

PLAYER	G	GS	-FIELD GOALS-			-3-POINT FG--			-FREE THROWS-			--REBOUNDS--					PTS	AVG					
			MIN	FG	FGA	PCT	FG	FGA	PCT	FT	FTA	PCT	OFF	DEF	TOT	AST			PF	DQ	STL	TO	BLK
Charles	34	34	1136	254	543	.468	0	3	.000	92	134	.687	126	248	374	63	89	0	26	75	60	600	17.6
Montgomery	34	34	991	154	385	.400	61	159	.384	126	152	.829	12	61	73	167	46	0	49	89	3	495	14.6
Jones	34	34	971	198	446	.444	3	10	.300	54	76	.711	64	153	217	64	102	2	21	64	16	453	13.3
Lawson	33	8	832	111	247	.449	55	128	.430	65	73	.890	12	75	87	96	36	0	23	46	1	342	10.4
White	34	0	747	68	192	.354	23	82	.280	42	50	.840	17	80	97	66	65	0	40	42	6	201	5.9
McCray	34	23	513	69	173	.399	34	87	.391	27	35	.771	14	63	77	42	45	0	16	34	4	199	5.9
Greene	33	33	781	70	166	.422	18	46	.391	27	45	.600	26	99	125	49	55	0	30	29	12	185	5.6
Griffin	34	2	441	41	115	.357	4	24	.167	38	52	.731	45	59	104	18	42	0	25	13	10	124	3.6
Walker	10	0	80	8	19	.421	0	0	---	8	11	.727	10	6	16	0	12	0	2	11	0	24	2.4
Hightower	25	2	231	19	56	.339	4	18	.222	9	12	.750	4	12	16	13	22	0	11	7	1	51	2.0
Moore	29	0	199	17	40	.425	0	0	---	14	18	.778	10	13	23	5	19	0	5	14	2	48	1.7
Breland (TOT)	13	0	76	9	23	.391	0	0	---	2	2	1.000	3	11	14	4	9	0	2	3	7	20	1.5
Breland (CT)	4	0	6	1	2	.500	0	0	---	0	0	---	0	0	0	0	0	0	0	0	1	2	0.5
SUN	34	-	6925	1010	2384	.424	202	557	.363	502	658	.763	340	869	1209	583	533	2	248	446	116	2724	80.1
OPPONENTS	34	-	6925	1003	2340	.429	197	568	.347	409	549	.745	345	895	1240	617	652	5	262	526	109	2612	76.8

PLAYER	-- SINGLE-GAME HIGHS --								----- AVERAGE PER GAME -----								----- AVERAGE PER 40 MINUTES -----							
	MIN	REB	AST	ST	TO	BL	PTS	MIN	REB	AST	STL	TO	BLK	PTS	REB	AST	PF	STL	TO	BLK	PTS			
Charles	46	23	7	3	8	5	31	33.4	11.0	1.9	0.76	2.2	1.76	17.6	13.2	2.2	3.1	0.92	2.6	2.11	21.1			
Montgomery	43	6	10	5	6	1	33	29.1	2.1	4.9	1.44	2.6	0.09	14.6	2.9	6.7	1.9	1.98	3.6	0.12	20.0			
Jones	35	11	5	2	4	2	27	28.6	6.4	1.9	0.62	1.9	0.47	13.3	8.9	2.6	4.2	0.87	2.6	0.66	18.7			
Lawson	40	7	2	4	1	17	25.2	2.6	2.9	0.70	1.4	0.03	10.4	4.2	4.6	1.7	1.11	2.2	0.05	16.4				
White	37	10	6	5	4	3	17	22.0	2.9	1.9	1.18	1.2	0.18	5.9	5.2	3.5	3.5	2.14	2.2	0.32	10.8			
McCray	27	7	4	2	4	1	22	15.1	2.3	1.2	0.47	1.0	0.12	5.9	6.0	3.3	3.5	1.25	2.7	0.31	15.5			
Greene	35	9	6	4	3	3	14	23.7	3.8	1.5	0.91	0.9	0.36	5.6	6.4	2.5	2.8	1.54	1.5	0.61	9.5			
Griffin	29	11	3	2	2	2	14	13.0	3.1	0.5	0.74	0.4	0.29	3.6	9.4	1.6	3.8	2.27	1.2	0.91	11.2			
Walker	12	5	0	1	3	0	8	8.0	1.6	0.0	0.20	1.1	0.00	2.4	8.0	0.0	6.0	1.00	5.5	0.00	12.0			
Hightower	24	3	2	1	2	1	9	9.2	0.6	0.5	0.44	0.3	0.04	2.0	2.8	2.3	3.8	1.90	1.2	0.17	8.8			
Moore	18	3	2	1	2	1	6	6.9	0.8	0.2	0.17	0.5	0.07	1.7	4.6	1.0	3.8	1.01	2.8	0.40	9.6			
Breland (TOT)	13	4	1	1	2	2	6	5.8	1.1	0.3	0.15	0.2	0.54	1.5	7.4	2.1	4.7	1.05	1.6	3.68	10.5			
Breland (CT)	3	0	0	0	0	1	2	1.5	0.0	0.0	0.00	0.0	0.25	0.5	0.0	0.0	0.0	0.00	0.0	6.67	13.3			
SUN	250	52	26	13	21	9	108	203.7	35.6	17.1	7.29	13.1	3.41	80.1	34.9	16.8	15.4	7.16	12.9	3.35	78.7			
OPPONENTS	250	49	28	12	23	9	107	203.7	36.5	18.1	7.71	15.5	3.21	76.8	35.8	17.8	18.8	7.57	15.2	3.15	75.4			

CONNECTICUT SUN

Date	Opponent	Team/Opp	Home	Road	Total	High Scoring	High Rebounds	High Assists	Opponent Scoring	Atten.
Jun 4	WASHINGTON	W 89- 73	1-0	0-0	1-0	Charles-18	Jones-7	Lawson-4	Anosike-16	6,666
Jun 10	@Chicago	L 75- 78	1-0	0-1	1-1	Montgomery-22	Greene-6	Lawson-4 Montgomery-4 White-4	Langhorne-16 Fowles-23	6,609
Jun 12	TULSA	W 90- 79	2-0	0-1	2-1	Charles-19	Charles-8	Montgomery-7	Latta-26	6,520
Jun 16	@Washington	W 79- 71	2-0	1-1	3-1	Charles-26	Charles-10	Montgomery-5	Miller-19	7,028
Jun 19	CHICAGO	W 83- 68	3-0	1-1	4-1	Charles-31	Charles-13	Montgomery-4	Fowles-23	6,875
Jun 23	@Chicago	L101-107 (2OT)	3-0	1-2	4-2	Montgomery-33	Charles-13	Montgomery-6	Prince-25	3,319
Jun 25	@Indiana	L 70- 75	3-0	1-3	4-3	Montgomery-19	Charles-11	Montgomery-6	Catchings-13	7,100
Jun 28	LOS ANGELES	W 79- 76	4-0	1-3	5-3	Charles-22	Charles-23	Montgomery-5	Toliver-19	6,515
Jul 1	SEATTLE	W 75- 70	5-0	1-3	6-3	Charles-20	Charles-10	Montgomery-8	Cash-25	7,748
Jul 9	@Minnesota	L 67- 90	5-0	1-4	6-4	Montgomery-14	Charles-8	Jones-3 Lawson-3	Moore-26	8,205
Jul 13	@Indiana	L 78- 90	5-0	1-5	6-5	White-17	Charles-11	Montgomery-4	Douglas-20	9,045
Jul 15	@New York	W 68- 59	5-0	2-5	7-5	Charles-15	Jones-7	Montgomery-4	Vaughn-15	7,722
Jul 17	INDIANA	W 76- 71	6-0	2-5	8-5	McCray-22	Charles-14	Montgomery-7	Catchings-18	7,075
Jul 19	NEW YORK	W 85- 79	7-0	2-5	9-5	Charles-24	Charles-7	Montgomery-10	Pierson-18	6,096
Jul 26	@Chicago	W 77- 66	7-0	3-5	10-5	Jones-22	Charles-15	Montgomery-6	Prince-16	3,091
Jul 28	INDIANA	L 58- 69	7-1	3-5	10-6	Charles-13	Charles-10	Montgomery-3	Catchings-16	6,329
Jul 31	ATLANTA	W 99- 92	8-1	3-5	11-6	Montgomery-19	Charles-11	Lawson-9	McCoughtry-36	6,955
Aug 3	@Los Angeles	W 79- 70	8-1	4-5	12-6	Charles-20	Charles-13	Montgomery-6	Milton-Jones-14	14,266
Aug 5	@Seattle	L 79- 81	8-1	4-6	12-7	Montgomery-19	Charles-10	White-4	Bird-20	7,289
Aug 7	@Phoenix	W 96- 95 (OT)	8-1	5-6	13-7	Montgomery-28	Charles-17	Greene-6	Taurasi-29	8,514
Aug 9	CHICAGO	W 69- 58	9-1	5-6	14-7	Charles-16	Charles-11	Lawson-4 White-4	Fowles-19	6,049
Aug 11	SAN ANTONIO	L 59- 72	9-2	5-6	14-8	Jones-16	Jones-10	McCray-2	Hammon-18	5,334
Aug 13	WASHINGTON	W 82- 75	10-2	5-6	15-8	Charles-16	White-10	Lawson-5 Jones-5	Langhorne-17	6,717
Aug 16	MINNESOTA	W108- 79	11-2	5-6	16-8	Montgomery-17	Charles-18	Montgomery-7	Whalen-20	9,323
Aug 18	@New York	L 81- 84 (OT)	11-2	5-7	16-9	Charles-29	Charles-14	Montgomery-5	Pondexter-27	7,245
Aug 19	@Atlanta	L 88- 94 (OT)	11-2	5-8	16-10	Jones-21	Charles-11 Griffin-11	Montgomery-7	McCoughtry-26	7,225
Aug 21	ATLANTA	W 96- 87	12-2	5-8	17-10	Montgomery-21	Jones-10	Montgomery-8	McCoughtry-22	6,636
Aug 26	PHOENIX	W 95- 92	13-2	5-8	18-10	Charles-17	Jones-11	Montgomery-6	Taylor-26 Taurasi-26	9,007
Aug 28	@Tulsa	L 72- 83	13-2	5-9	18-11	Charles-21	Charles-10	Charles-3 Jones-3 Montgomery-3	Swoopes-22	4,813
Aug 30	@San Antonio	L 66- 78	13-2	5-10	18-12	Charles-16	Jones-10	Charles-4 Montgomery-4	Hammon-16	6,934
Sep 2	INDIANA	W 83- 55	14-2	5-10	19-12	McCray-14	Charles-16	Charles-7	Douglas-12	6,991
Sep 4	@Washington	W 79- 48	14-2	6-10	20-12	Charles-24	Charles-15	Montgomery-7	Currie-13	13,403
Sep 6	@Atlanta	L 74- 85	14-2	6-11	20-13	Charles-17	Charles-12	Montgomery-7	McCoughtry-35	6,558
Sep 11	NEW YORK	W 69- 63	15-2	6-11	21-13	Charles-18	Charles-11	Montgomery-4	Powell-14	9,115





Connecticut Sun 2011 HIGH GAMES

PLAYER	MINUTES	FIELD GOALS	FREE THROWS	----- REBOUNDS -----		TOTAL	ASSISTS	STEALS	TURNOVERS	BLOCKED SHOTS	POINTS
				OFFENSIVE	DEFENSIVE						
JESSICA BRELAND N.Y.-Ct.	13 JUN. 10 at Ind.	3 JUN. 17 at Chi.	2 JUN. 10 at Ind.	1 (3) JUN. 23 at Tulsa	4 JUN. 5 at Atl.	4 JUN. 5 at Atl.	1 (4) JUL. 1 vs S.A.	1 (2) JUN. 14 vs Atl.	2 JUN. 23 at Tulsa	2 JUN. 5 at Atl.	6 (2) JUN. 17 at Chi.
JESSICA BRELAND Ct.	3 AUG. 16 vs Minn.	1 AUG. 16 vs Minn.	0	0	0	0	0	0	0	1 AUG. 11 vs S.A.	2 AUG. 16 vs Minn.
TINA CHARLES	46C JUN. 23 at Chi.	13 JUN. 19 vs Chi.	9 AUG. 18 at N.Y.	7 (3) AUG. 28 at Tulsa	16 JUN. 28 vs L.A.	23T JUN. 28 vs L.A.	7 SEP. 2 vs Ind.	3 AUG. 18 at N.Y.	8T AUG. 19 at Atl.	5 (2) AUG. 19 at Atl.	31 JUN. 19 vs Chi.
KALANA GREENE	35 AUG. 7 at Phoe.	6 AUG. 26 vs Phoe.	4T(2) SEP. 6 at Atl.	2 (6) SEP. 2 vs Ind.	8T AUG. 19 at Atl.	9T AUG. 19 at Atl.	6C AUG. 7 at Phoe.	4T JUL. 15 at N.Y.	3 (2) AUG. 30 at S.A.	3C JUN. 28 vs L.A.	14 AUG. 26 vs Phoe.
KELSEY GRIFFIN	29 AUG. 19 vs Chi.	4 (2) AUG. 5 at Sea.	8 AUG. 16 vs Minn.	5 AUG. 19 at Atl.	6 AUG. 19 at Atl.	11T AUG. 19 at Atl.	3 AUG. 16 vs Minn.	2 (6) SEP. 4 at Wash.	2 SEP. 2 vs Ind.	2 JUN. 16 at Wash.	14 AUG. 16 vs Minn.
ALLISON HIGHTOWER	24 SEP. 4 at Wash.	3 (3) AUG. 28 at Tulsa	3 JUL. 31 vs Atl.	1 (4) SEP. 11 vs N.Y.	2 (3) SEP. 11 vs N.Y.	3 (2) SEP. 11 vs N.Y.	2 (4) SEP. 11 vs N.Y.	1 (11) SEP. 11 vs N.Y.	2 (3) SEP. 11 vs N.Y.	1 JUL. 9 at Minn.	9 JUL. 31 vs Atl.
ASJHA JONES	35 (2) AUG. 18 at N.Y.	13T AUG. 7 at Phoe.	7 JUL. 26 at Chi.	6 AUG. 18 at N.Y.	9T(2) AUG. 21 vs Atl.	11 (3) SEP. 11 vs N.Y.	5 AUG. 13 vs Wash.	2 (3) AUG. 13 vs Wash.	4 (4) AUG. 21 vs Atl.	2 (4) AUG. 21 vs Atl.	27 AUG. 7 at Phoe.
KARA LAWSON	40C JUN. 23 at Chi.	6 JUN. 28 vs L.A.	6 (2) AUG. 26 vs Phoe.	2 (3) AUG. 26 vs Phoe.	6 JUN. 19 vs Chi.	7 AUG. 26 vs Phoe.	9 JUL. 31 vs Atl.	2 (5) AUG. 30 at S.A.	4 (3) JUL. 13 at Ind.	1 JUN. 12 vs Tulsa	17 JUN. 12 vs Tulsa
DANIELLE MCCRAY	27 (2) SEP. 4 at Wash.	7C JUL. 17 vs Ind.	4 (2) SEP. 2 vs Ind.	3 JUN. 12 vs Tulsa	7C AUG. 3 at L.A.	7C(3) AUG. 3 at L.A.	4 (2) AUG. 26 vs Phoe.	2 (3) AUG. 28 at Tulsa	4T SEP. 2 vs Ind.	1T(4) SEP. 6 at Atl.	22C JUL. 17 vs Ind.


Connecticut Sun 2011 HIGH GAMES

PLAYER	MINUTES	FIELD GOALS	FREE THROWS	----- REBOUNDS -----		TOTAL	ASSISTS	STEALS	TURNOVERS	BLOCKED SHOTS	POINTS
				OFFENSIVE	DEFENSIVE						
RENEE MONTGOMERY	43C JUN. 23 at Chi.	10 JUN. 23 at Chi.	11C JUN. 16 at Wash.	2 (2) AUG. 26 vs Phoe.	5 (2) JUL. 15 at N.Y.	6 (2) AUG. 26 vs Phoe.	10T JUL. 19 vs N.Y.	5T JUN. 25 at Ind.	6C SEP. 6 at Atl.	1 (3) SEP. 11 vs N.Y.	33T JUN. 23 at Chi.
JESSICA MOORE	18 SEP. 4 at Wash.	3 AUG. 21 vs Atl.	2 (5) SEP. 11 vs N.Y.	3 AUG. 18 at N.Y.	3 SEP. 2 vs Ind.	3 (2) SEP. 2 vs Ind.	2 SEP. 2 vs Ind.	1 (5) SEP. 4 at Wash.	2 (2) AUG. 26 vs Phoe.	1 (2) AUG. 19 at Atl.	6 AUG. 21 vs Atl.
DEMYA WALKER	12 JUN. 4 vs Wash.	3 JUN. 4 vs Wash.	3 JUN. 16 at Wash.	4 JUN. 16 at Wash.	3 JUN. 4 vs Wash.	5 (2) JUN. 16 at Wash.	0	1 (2) JUL. 9 at Minn.	3 (3) JUN. 19 vs Chi.	0	8 JUN. 4 vs Wash.
TAN WHITE	37 JUN. 23 at Chi.	6 AUG. 19 at Atl.	4 (4) AUG. 26 vs Phoe.	2 (2) AUG. 18 at N.Y.	9C AUG. 13 vs Wash.	10T AUG. 13 vs Wash.	6 AUG. 21 vs Atl.	5T AUG. 9 vs Chi.	4 AUG. 13 vs Wash.	3T AUG. 18 at N.Y.	17 JUL. 13 at Ind.
SUN High Games	250 JUN. 23 at Chi.	38 (3) AUG. 21 vs Atl.	24 AUG. 13 vs Wash.	21 AUG. 18 at N.Y.	37 AUG. 19 at Atl.	52 AUG. 19 at Atl.	26 AUG. 26 vs Phoe.	13 AUG. 9 vs Chi.	21 AUG. 19 at Atl.	9 AUG. 19 at Atl.	108 AUG. 16 vs Minn.
SUN Low Games	200 (30) SEP. 11 vs N.Y.	22 (2) AUG. 11 vs S.A.	7 (2) AUG. 28 at Tulsa	3 JUN. 25 at Ind.	13 AUG. 5 at Sea.	25 AUG. 5 at Sea.	8 AUG. 11 vs S.A.	2 JUN. 28 vs L.A.	6 AUG. 28 at Tulsa	0 (3) AUG. 26 vs Phoe.	58 JUL. 28 vs Ind.
OPPONENTS High Games	250 JUN. 23 at Chi.	43 JUN. 23 at Chi.	20 AUG. 21 vs Atl.	19 (2) SEP. 6 at Atl.	37 JUL. 28 vs Ind.	49 AUG. 7 at Phoe.	28 JUN. 23 at Chi.	12 (3) AUG. 11 vs S.A.	23 AUG. 13 vs Wash.	9 AUG. 19 at Atl.	107 JUN. 23 at Chi.
OPPONENTS Low Games	200 (30) SEP. 11 vs N.Y.	18 SEP. 4 at Wash.	5 (3) AUG. 11 vs S.A.	4 JUL. 26 at Chi.	16 JUN. 4 vs Wash.	23 JUN. 4 vs Wash.	8 SEP. 4 at Wash.	1 JUL. 19 vs N.Y.	7 JUN. 28 vs L.A.	0 JUL. 17 vs Ind.	48 SEP. 4 at Wash.

"C" indicates a new career-high, "T" a tied career-high.

Numbers in parentheses indicate the number of games in which a player or team has reached a given total (if more than one).







(17-17)

CONNECTICUT SUN

Final 2010 Regular Season

PLAYER	G	GS	-FIELD GOALS-			-3-POINT			FG--			-FREE THROWS-			--REBOUNDS--			PF	DQ	STL	TO	BLK	PTS	AVG
			FG	FGA	PCT	FG	FGA	PCT	FT	FTA	PCT	OFF	DEF	TOT	AST									
Charles	34	34	1054	206	423	.487	0	1	.000	116	152	.763	129	269	398	51	72	1	25	71	57	528	15.5	
Montgomery	34	23	940	158	394	.401	66	189	.349	71	83	.855	14	60	74	138	67	0	47	78	3	453	13.3	
Gruda	28	6	636	111	226	.491	2	11	.182	98	129	.760	52	73	125	33	51	0	19	45	21	322	11.5	
Jones	30	29	774	139	310	.448	6	20	.300	39	46	.848	48	99	147	66	66	1	13	54	13	323	10.8	
White	34	10	857	121	288	.420	49	134	.366	52	65	.800	8	83	91	79	92	1	54	53	4	343	10.1	
Lawson	34	32	854	101	247	.409	46	128	.359	34	38	.895	8	79	87	118	49	0	14	48	0	282	8.3	
Jekabsone-Zogota	19	14	352	51	131	.389	27	77	.351	15	15	1.000	4	36	40	33	42	0	9	23	5	144	7.6	
Griffin	34	19	679	48	137	.350	13	48	.271	41	53	.774	43	117	160	36	64	1	23	43	17	150	4.4	
Walker	31	2	341	44	105	.419	0	3	.000	38	46	.826	30	34	64	25	64	0	14	40	5	126	4.1	
Hightower	20	1	207	19	60	.317	3	18	.167	13	16	.813	10	15	25	9	23	0	14	10	2	54	2.7	
Gardin	25	0	206	10	37	.270	1	11	.091	8	12	.667	11	18	29	16	16	0	9	9	3	29	1.2	
SUN	34	-	6900	1008	2358	.427	213	640	.333	525	655	.802	357	883	1240	604	606	4	241	499	130	2754	81.0	
OPPONENTS	34	-	6900	1017	2350	.433	193	587	.329	488	633	.771	344	866	1210	625	667	5	279	497	105	2715	79.9	

PLAYER	-- SINGLE-GAME HIGHS --			----- AVERAGE PER GAME -----			----- AVERAGE PER 40 MINUTES -----		
	MIN	REB	AST	MIN	REB	AST	MIN	REB	AST
Charles	43	23	5	31.0	11.7	1.5	2.1	1.68	15.5
Montgomery	41	7	10	27.7	2.2	4.1	2.3	0.09	13.3
Gruda	32	9	3	22.7	4.5	1.2	1.6	0.75	11.5
Jones	36	9	5	25.8	4.9	2.2	1.8	0.43	10.8
White	38	6	7	25.2	2.7	2.3	1.6	0.12	10.1
Lawson	34	7	8	25.1	2.6	3.5	1.4	0.00	8.3
Jekabsone-Zogota	29	8	5	18.5	2.1	1.7	1.2	0.26	7.6
Griffin	35	11	4	20.0	4.7	1.1	1.3	0.50	4.4
Walker	26	6	3	11.0	2.1	0.8	1.3	0.16	4.1
Hightower	28	4	2	10.3	1.3	0.5	0.5	0.10	2.7
Gardin	21	5	4	8.2	1.2	0.6	0.4	0.12	1.2
SUN	225	51	27	202.9	36.5	17.8	14.7	3.82	81.0
OPPONENTS	225	51	28	202.9	35.6	18.4	14.6	3.09	79.9

CONNECTICUT SUN	Date	Opponent	Team/Opp	Home	Road	Total	High Scoring	High Rebounds	High Assists	Opponent Scoring	Atten.
	May 15	CHICAGO	W 74- 61	1-0	0-0	1-0	Jekabsone-Zogota-1	Charles-10	Griffin-3	Fowles-16	8,072
	May 21	@Atlanta	L 82- 97	1-0	0-1	1-1	Charles-22	Griffin-10	Lawson-3	McCoughtry-32	4,092
	May 23	WASHINGTON	W 80- 65	2-0	0-1	2-1	White-15	Charles-8	Gardin-4	Langhorne-16	7,614
	May 27	MINNESOTA	W105- 79	3-0	0-1	3-1	Montgomery-23	Charles-10	Lawson-6	Houston-16	6,401
	May 30	@Washington	L 65- 69	3-0	0-2	3-2	Charles-13	Charles-9	Montgomery-6	McCants-16	8,602
	Jun 4	NEW YORK	W 75- 68	4-0	0-2	4-2	White-18	Charles-15	Lawson-6	Currie-18	6,493
	Jun 6	SAN ANTONIO	W 81- 68	5-0	0-2	5-2	Charles-19	Charles-11	Lawson-6	McCarville-14	6,493
	Jun 11	INDIANA	W 86- 77	6-0	0-2	6-2	Montgomery-29	Charles-12	White-6	Young-Malcolm-21	6,292
	Jun 13	@Indiana	L 67- 77	6-0	0-3	6-3	Montgomery-17	Charles-12	Jekabsone-Zogota-5	Davenport-18	7,603
	Jun 18	@Los Angeles	W 78- 75	6-0	1-3	7-3	Charles-26	Gruda-5	Jekabsone-Zogota-3	Douglas-20	7,302
	Jun 20	@Phoenix	W 96- 94	6-0	2-3	8-3	Charles-24	Charles-12	Jones-3	Thompson-24	8,852
	Jun 22	CHICAGO	L 77- 86	6-1	2-3	8-4	Charles-14	Charles-16	Jekabsone-Zogota-3	White-3	
	Jun 25	PHOENIX	W 82- 79	7-1	2-3	9-4	Charles-19	Charles-23	Lawson-5	Taurasi-24	6,068
	Jun 27	@New York	L 68- 77	7-1	2-4	9-5	Lawson-13	Charles-16	Montgomery-6	Prince-19	6,981
	Jun 29	@Tulsa	W101- 89	7-1	3-4	10-5	Montgomery-13	Charles-12	Montgomery-6	Taurasi-26	9,518
	Jul 1	@Chicago	L 80- 92	7-1	3-5	10-6	Gruda-17	Charles-12	Montgomery-5	Pondexter-19	15,293
	Jul 6	@San Antonio	L 66- 79	7-1	3-6	10-7	White-17	Charles-13	Lawson-4	Dorrell-19	3,649
	Jul 7	@Atlanta	L103-108 (OT)	7-1	3-7	10-8	Charles-27	Charles-20	Lawson-8	Fowles-26	3,061
	Jul 14	@Indiana	W 77- 68	7-1	4-7	11-8	Gruda-21	Charles-13	Lawson-5	Young-Malcolm-19	7,264
	Jul 17	ATLANTA	W 96- 80	8-1	4-7	12-8	Charles-22	Charles-14	White-7	Castro Marques-32	5,305
	Jul 20	NEW YORK	L 74- 82 (OT)	8-2	4-7	12-9	Montgomery-23	Griffin-9	White-4	McCoughtry-32	
	Jul 24	LOS ANGELES	L 80- 89	8-3	4-7	12-10	Montgomery-14	Charles-9	Lawson-4	Catchings-22	10,076
	Jul 27	WASHINGTON	W 88- 78	9-3	4-7	13-10	Jones-23	Jones-9	Lawson-7	McCoughtry-27	7,378
	Jul 30	ATLANTA	L 62- 94	9-4	4-7	13-11	Jones-16	Charles-12	Lawson-5	Pondexter-24	6,478
	Aug 1	@New York	L 67- 71	9-4	4-8	13-12	Jones-18	Charles-10	Montgomery-5	Milton-Jones-20	8,097
	Aug 3	@Minnesota	L103-111 (OT)	9-4	4-9	13-13	Montgomery-33	Charles-21	Charles-4	Whalen-27	5,954
	Aug 5	@Seattle	L 82- 83	9-4	4-10	13-14	Charles-23	Jones-9	Montgomery-4	Jackson-31	7,539
	Aug 8	WASHINGTON	W 76- 67	10-4	4-10	14-14	Charles-17	Charles-14	Montgomery-7	Langhorne-14	7,076
	Aug 10	@Washington	L 74- 84	10-4	4-11	14-15	Montgomery-17	Charles-15	Lawson-4	Langhorne-23	8,180
	Aug 13	SEATTLE	W 88- 68	11-4	4-11	15-15	Jones-19	Gruda-9	White-4	Abrosimova-19	9,197
	Aug 15	INDIANA	L 66- 79	11-5	4-11	15-16	Charles-18	Charles-13	Montgomery-5	Catchings-26	7,915
	Aug 17	TULSA	W 90- 62	12-5	4-11	16-16	Montgomery-22	Charles-10	Charles-4	Dorrell-18	8,828
	Aug 20	@Chicago	W 78- 71	12-5	5-11	17-16	Montgomery-20	Griffin-11	Lawson-6	Prince-19	5,598
	Aug 22	@New York	L 87- 88 (OT)	12-5	5-12	17-17	Charles-21	Charles-13	Jones-4	Pondexter-31	15,989

Montgomery-4 Connecticut Sun / Final 2009





Connecticut Sun 2010 HIGH GAMES

PLAYER	MINUTES	FIELD	FREE	----- REBOUNDS -----			ASSISTS	STEALS	TURNOVERS	BLOCKED	POINTS
		GOALS	THROWS	OFFENSIVE	DEFENSIVE	TOTAL				SHOTS	
TINA CHARLES	43 AUG. 3 at Minn.	13 JUN. 18 at L.A.	9 JUL. 7 at Atl.	9C AUG. 3 at Minn.	17C JUL. 7 at Atl.	23T JUN. 25 vs Phoe.	5 AUG. 13 vs Sea.	4 JUL. 17 vs Atl.	5 (4) AUG. 1 at N.Y.	8C AUG. 8 vs Wash.	27 JUL. 7 at Atl.
KERRI GARDIN	21 AUG. 13 vs Sea.	2 JUL. 27 vs Wash.	2 (4) JUL. 17 vs Atl.	3 MAY. 23 vs Wash.	4 JUL. 27 vs Wash.	5 JUL. 27 vs Wash.	4 MAY. 23 vs Wash.	2 JUL. 6 at S.A.	2 AUG. 3 at Minn.	1 (3) AUG. 1 at N.Y.	5 JUL. 27 vs Wash.
KELSEY GRIFFIN	35 AUG. 3 at Minn.	4 (2) MAY. 30 at Wash.	6 MAY. 15 vs Chi.	3 (6) AUG. 13 vs Sea.	9C AUG. 20 at Chi.	11T(2) AUG. 20 at Chi.	4T AUG. 13 vs Sea.	3 (2) AUG. 10 at Wash.	6C AUG. 17 vs Tulsa	2 (3) AUG. 20 at Chi.	11 MAY. 23 vs Wash.
SANDRINE GRUDA	32 JUN. 20 at Phoe.	9 JUN. 20 at Phoe.	9C JUL. 14 at Ind.	6T(2) AUG. 3 at Minn.	8 AUG. 13 vs Sea.	9 (3) AUG. 13 vs Sea.	3 (4) AUG. 22 at N.Y.	2 (3) AUG. 13 vs Sea.	4 (3) AUG. 17 vs Tulsa	4T AUG. 17 vs Tulsa	21 (2) JUL. 14 at Ind.
ALLISON HIGHTOWER	28 JUL. 7 at Atl.	3 (2) JUL. 14 at Ind.	3 MAY. 23 vs Wash.	2 (3) JUL. 14 at Ind.	2 (5) AUG. 1 at N.Y.	4 JUL. 14 at Ind.	2 (2) JUL. 24 vs L.A.	2 (4) JUL. 14 at Ind.	2 JUL. 14 at Ind.	1 (2) JUL. 24 vs L.A.	8 (2) JUL. 14 at Ind.
ANETE JEKABSONE-ZOGOTA	29 JUN. 11 vs Ind.	6 MAY. 15 vs Chi.	8C MAY. 23 vs Wash.	1 (4) AUG. 13 vs Sea.	7T(2) JUN. 18 at L.A.	8C JUN. 11 vs Ind.	5 JUN. 11 vs Ind.	2T JUN. 13 at Ind.	4 (2) MAY. 30 at Wash.	1C(5) AUG. 22 at N.Y.	18 MAY. 15 vs Chi.
ASJHA JONES	36 AUG. 5 at Sea.	9 (2) AUG. 13 vs Sea.	4 (4) AUG. 10 at Wash.	5 JUL. 1 at Chi.	8 JUL. 24 vs L.A.	9 (2) AUG. 5 at Sea.	5 (2) AUG. 20 at Chi.	2 JUN. 25 vs Phoe.	4 (3) AUG. 22 at N.Y.	2 (3) JUL. 27 vs Wash.	23 JUL. 27 vs Wash.
KARA LAWSON	34 (2) AUG. 22 at N.Y.	7 JUN. 29 at Tulsa	5 (2) JUL. 14 at Ind.	1 (8) AUG. 20 at Chi.	6 (3) AUG. 17 vs Tulsa	7 JUL. 14 at Ind.	8 JUL. 7 at Atl.	3T(2) JUN. 13 at Ind.	4 (2) AUG. 3 at Minn.	0	18 JUL. 17 vs Atl.
RENEE MONTGOMERY	41 AUG. 22 at N.Y.	13C AUG. 3 at Minn.	8 (2) AUG. 17 vs Tulsa	3C JUN. 6 vs S.A.	7C JUN. 27 at N.Y.	7C JUN. 27 at N.Y.	10T AUG. 5 at Sea.	5T AUG. 15 vs Ind.	5 (3) AUG. 15 vs Ind.	1 (3) AUG. 22 at N.Y.	33T AUG. 3 at Minn.


Connecticut Sun 2010 HIGH GAMES

PLAYER	MINUTES	FIELD	FREE	----- REBOUNDS -----			ASSISTS	STEALS	TURNOVERS	BLOCKED	POINTS
		GOALS	THROWS	OFFENSIVE	DEFENSIVE	TOTAL				SHOTS	
DEMYA WALKER	26 MAY. 21 at Atl.	5 (2) JUL. 30 vs Atl.	6 (2) MAY. 27 vs Minn.	3 (3) AUG. 3 at Minn.	4 JUN. 4 vs N.Y.	6 JUN. 4 vs N.Y.	3 MAY. 21 at Atl.	3 JUN. 4 vs N.Y.	4 (2) JUL. 1 at Chi.	1 (5) AUG. 13 vs Sea.	13 JUL. 30 vs Atl.
TAN WHITE	38 JUL. 20 vs N.Y.	8 JUL. 6 at S.A.	7 MAY. 27 vs Minn.	2 JUL. 24 vs L.A.	5 (3) JUN. 4 vs N.Y.	6 (3) JUL. 24 vs L.A.	7T(2) JUL. 17 vs Atl.	4 JUN. 6 vs S.A.	5 (3) JUL. 20 vs N.Y.	1 (4) JUL. 20 vs N.Y.	22 MAY. 27 vs Minn.
SUN High Games	225 (4) AUG. 22 at N.Y.	38 (2) AUG. 3 at Minn.	28 MAY. 27 vs Minn.	24 AUG. 3 at Minn.	37 JUL. 7 at Atl.	51 AUG. 3 at Minn.	27 (2) AUG. 13 vs Sea.	14 JUN. 13 at Ind.	23 JUL. 30 vs Atl.	8 (2) AUG. 8 vs Wash.	105 MAY. 27 vs Minn.
SUN Low Games	200 (30) AUG. 20 at Chi.	20 AUG. 15 vs Ind.	5 (2) JUL. 30 vs Atl.	5 JUN. 11 vs Ind.	13 JUL. 1 at Chi.	24 JUN. 13 at Ind.	8 JUN. 13 at Ind.	2 AUG. 3 at Minn.	9 JUN. 20 at Phoe.	1 (3) JUN. 20 at Phoe.	62 JUL. 30 vs Atl.
OPPONENTS High Games	225 (4) AUG. 22 at N.Y.	41 JUL. 7 at Atl.	24 (5) AUG. 5 at Sea.	18 (2) JUL. 17 vs Atl.	40 JUL. 7 at Atl.	51 JUL. 7 at Atl.	28 JUL. 7 at Atl.	13 (3) JUL. 30 vs Atl.	23 JUN. 13 at Ind.	6 (6) AUG. 10 at Wash.	111 AUG. 3 at Minn.
OPPONENTS Low Games	200 (30) AUG. 20 at Chi.	22 (2) AUG. 17 vs Tulsa	4 AUG. 20 at Chi.	2 AUG. 15 vs Ind.	16 JUL. 14 at Ind.	24 AUG. 13 vs Sea.	9 (2) AUG. 17 vs Tulsa	3 (4) JUL. 27 vs Wash.	7 JUN. 27 at N.Y.	0 (6) AUG. 17 vs Tulsa	61 MAY. 15 vs Chi.

"C" indicates a new career-high, "T" a tied career-high.

Numbers in parentheses indicate the number of games in which a player or team has reached a given total (if more than one).







(16-18)

CONNECTICUT SUN

Final 2009 Regular Season

PLAYER	G	GS	MIN	-FIELD GOALS-			-3-POINT FG--			-FREE THROWS-			--REBOUNDS--					PTS	AVG				
				FG	FGA	PCT	FG	FGA	PCT	FT	FTA	PCT	OFF	DEF	TOT	AST	PF			DQ	STL	TO	BLK
Jones	23	23	727	159	339	.469	5	16	.313	61	80	.763	43	93	136	56	79	1	20	49	13	384	16.7
Gruda	26	25	810	151	323	.467	0	0	---	48	86	.558	66	99	165	35	86	2	23	68	41	350	13.5
Whalen	34	34	1000	141	328	.430	22	83	.265	115	129	.891	40	116	156	156	87	0	43	63	5	419	12.3
White	30	15	659	97	247	.393	49	130	.377	42	50	.840	21	61	82	66	73	1	35	37	9	285	9.5
Jekabsone-Zogota	27	16	644	97	234	.415	39	99	.394	22	28	.786	12	66	78	59	61	1	9	48	0	255	9.4
Phillips	32	18	740	86	225	.382	34	116	.293	52	64	.813	30	73	103	66	52	0	43	43	3	258	8.1
Holt	23	7	380	40	123	.325	13	50	.260	44	53	.830	13	61	74	44	39	0	9	14	2	137	6.0
Gardin	33	23	596	58	159	.365	10	39	.256	54	89	.607	54	89	143	39	57	0	25	38	24	180	5.5
Whitmore	24	1	376	37	127	.291	7	23	.304	24	33	.727	21	31	52	25	34	0	9	20	3	105	4.4
Turner	7	0	144	8	39	.205	4	25	.160	8	10	.800	4	11	15	14	12	0	5	4	0	28	4.0
Brown	34	0	393	47	123	.382	18	54	.333	18	22	.818	9	46	55	38	35	0	13	29	3	130	3.8
Black	33	8	428	35	92	.380	0	1	.000	27	43	.628	41	66	107	6	54	1	13	25	27	97	2.9
Ervin	8	0	56	8	17	.471	0	0	---	0	2	.000	4	9	13	0	5	0	1	2	0	16	2.0
Cirone	4	0	23	2	5	.400	1	3	.333	2	3	.667	0	5	5	4	3	0	2	0	0	7	1.8
SUN	34	-	6975	966	2381	.406	202	639	.316	517	692	.747	358	826	1184	608	677	6	250	453	130	2651	78.0
OPPONENTS	34	-	6975	953	2236	.426	157	488	.322	591	746	.792	329	945	1274	525	684	7	248	549	125	2654	78.1

PLAYER	-- SINGLE-GAME HIGHS --							----- AVERAGE PER GAME -----							----- AVERAGE PER 40 MINUTES -----						
	MIN	REB	AST	ST	TO	BL	PTS	MIN	REB	AST	STL	TO	BLK	PTS	REB	AST	PF	STL	TO	BLK	PTS
Jones	39	12	5	3	6	2	28	31.6	5.9	2.4	0.87	2.1	0.57	16.7	7.5	3.1	4.3	1.10	2.7	0.72	21.1
Gruda	41	12	4	3	7	4	24	31.2	6.3	1.3	0.88	2.6	1.58	13.5	8.1	1.7	4.2	1.14	3.4	2.02	17.3
Whalen	41	12	9	5	5	1	22	29.4	4.6	4.6	1.26	1.9	0.15	12.3	6.2	6.2	3.5	1.72	2.5	0.20	16.8
White	33	8	6	5	4	1	20	22.0	2.7	2.2	1.17	1.2	0.30	9.5	5.0	4.0	4.4	2.12	2.2	0.55	17.3
Jekabsone-Zogota	37	7	7	1	6	0	23	23.8	2.9	2.2	0.33	1.8	0.00	9.4	4.8	3.7	3.8	0.56	3.0	0.00	15.8
Phillips	32	6	7	5	4	1	19	23.1	3.2	2.1	1.34	1.3	0.09	8.1	5.6	3.6	2.8	2.32	2.3	0.16	13.9
Holt	25	8	5	2	3	1	18	16.5	3.2	1.9	0.39	0.6	0.09	6.0	7.8	4.6	4.1	0.95	1.5	0.21	14.4
Gardin	29	13	7	2	4	4	23	18.0	4.3	1.2	0.76	1.2	0.73	5.5	9.6	2.6	3.8	1.68	2.6	1.61	12.1
Whitmore	34	8	2	4	5	1	16	15.7	2.2	1.0	0.38	0.8	0.13	4.4	5.5	2.7	3.6	0.96	2.1	0.32	11.2
Turner	24	5	5	2	2	0	7	20.5	2.1	2.0	0.71	0.6	0.00	4.0	4.2	3.9	3.3	1.39	1.1	0.00	7.8
Brown	22	5	5	2	3	1	11	11.5	1.6	1.1	0.38	0.9	0.09	3.8	5.6	3.9	3.6	1.32	3.0	0.31	13.2
Black	26	9	1	2	3	3	11	13.0	3.2	0.2	0.39	0.8	0.82	2.9	10.0	0.6	5.0	1.21	2.3	2.52	9.1
Ervin	12	3	0	1	1	0	8	7.0	1.6	0.0	0.13	0.3	0.00	2.0	9.3	0.0	3.6	0.71	1.4	0.00	11.4
Cirone	8	3	2	2	0	0	3	5.7	1.3	1.0	0.50	0.0	0.00	1.8	8.7	7.0	5.2	3.48	0.0	0.00	12.2
SUN	250	48	30	12	26	8	98	205.1	34.8	17.9	7.35	13.3	3.82	78.0	33.9	17.4	19.4	7.17	13.0	3.73	76.0
OPPONENTS	250	49	26	14	22	9	95	205.1	37.5	15.4	7.29	16.1	3.68	78.1	36.5	15.1	19.6	7.11	15.7	3.58	76.1

CONNECTICUT SUN		Team/Opp		Home		Road		Total		High Scoring		High Rebounds		High Assists		Opponent Scoring		Atten.	
Date	Opponent	W	L	W	L	W	L	W	L	Player	Player	Player	Player	Player	Player	Player	Player	Player	Player
Jun 6	WASHINGTON	L	70-82	0-1	0-0	0-1	0-1	0-1	0-1	Jones-22	Whalen-6	Whalen-4	Coleman-16	7,191					
Jun 7	@New York	W	66-57	0-1	1-0	1-1	1-1	1-1	1-1	Whalen-14	Whalen-12	Tied with-2	Christon-13	13,397					
Jun 14	ATLANTA	L	62-67	0-2	1-0	1-2	1-2	1-2	1-2	Whalen-16	Black-9	Whalen-5	Lyttle-20	6,429					
Jun 16	@Chicago	L	75-78	0-2	1-1	1-3	1-3	1-3	1-3	Jones-16	Jones-5	Whalen-8	Perkins-25	2,396					
Jun 19	CHICAGO	W	91-61	1-2	1-1	2-3	2-3	2-3	2-3	Whitmore-16	Gardin-11	Gardin-7	Toliver-14	5,892					
Jun 21	SAN ANTONIO	W	71-58	2-2	1-1	3-3	3-3	3-3	3-3	Jones-17	Black-8	Jones-3	Young-Malcolm-22	6,928					
Jun 27	ATLANTA	W	82-68	3-2	1-1	4-3	4-3	4-3	4-3	Jones-24	Jones-12	Whalen-5	Castro Marques-16	6,264					
Jul 2	@Indiana	L	53-67	3-2	1-2	4-4	4-4	4-4	4-4	Whalen-11	Black-8	Brown-3	Douglas-14	6,468					
Jul 5	@Detroit	W	95-92 (OT)	3-2	2-2	5-4	5-4	5-4	5-4	Gruda-23	Gardin-6	Jones-5	Smith-28	6,981					
Jul 7	@Atlanta	L	67-72	3-2	2-3	5-5	5-5	5-5	5-5	Jones-14	Gruda-6	Brown-4	Holdsclaw-19	6,225					
Jul 11	DETROIT	L	77-79 (OT)	3-3	2-3	5-6	5-6	5-6	5-6	Jones-23	Jones-10	Whalen-3	Smith-25	6,342					
Jul 14	LOS ANGELES	W	82-71	4-3	2-3	6-6	6-6	6-6	6-6	Jones-24	Gruda-6	Jones-5	Milton-Jones-19	6,612					
Jul 17	@San Antonio	W	72-64	4-3	3-3	7-6	7-6	7-6	7-6	Jones-17	Gruda-7	Whalen-5	Hammon-24	9,524					
Jul 19	INDIANA	W	67-61	5-3	3-3	8-6	8-6	8-6	8-6	Whalen-15	Whalen-7	Whalen-5	Douglas-15	6,517					
Jul 22	SACRAMENTO	W	83-75	6-3	3-3	9-6	9-6	9-6	9-6	Jones-28	Jones-10	Phillips-7	Hoffman-15	5,675					
Jul 28	PHOENIX	L	80-95	6-4	3-3	9-7	9-7	9-7	9-7	Jekabsone-Zogota-1	Whalen-8	Holt-4	Powell-18	7,739					
Jul 30	@Indiana	L	85-94 (OT)	6-4	3-4	9-8	9-8	9-8	9-8	Jones-21	Gruda-10	Tied with-3	Douglas-32	6,538					
Aug 1	@Chicago	L	72-84	6-4	3-5	9-9	9-9	9-9	9-9	White-16	White-6	Jekabsone-Zogota-6	Dupree-23	3,071					
Aug 2	@Detroit	W	83-65	6-4	4-5	10-9	10-9	10-9	10-9	Whalen-22	Gruda-8	Whalen-4	Nolan-20	7,814					
Aug 7	@Minnesota	L	88-95	6-4	4-6	10-10	10-10	10-10	10-10	Gruda-21	Gruda-6	Jekabsone-Zogota-7	Montgomery-24	8,134					
Aug 9	WASHINGTON	W	96-67	7-4	4-6	11-10	11-10	11-10	11-10	Whalen-16	Holt-8	Whalen-5	Beard-18	6,528					
Aug 13	SEATTLE	W	64-53	8-4	4-6	12-10	12-10	12-10	12-10	Gruda-14	Jones-10	Whalen-7	Wright-13	6,983					
Aug 14	@Washington	L	89-91 (2OT)	8-4	4-7	12-11	12-11	12-11	12-11	Jones-23	Gruda-10	Whalen-5	Beard-26	9,738					
Aug 19	NEW YORK	W	74-69	9-4	4-7	13-11	13-11	13-11	13-11	Whalen-20	Whalen-10	White-6	Kraayeveld-13	6,050					
Aug 21	@New York	L	83-85 (OT)	9-4	4-8	13-12	13-12	13-12	13-12	Gruda-24	Gruda-12	Whalen-7	Christon-23	9,355					
Aug 22	MINNESOTA	W	98-94	10-4	4-8	14-12	14-12	14-12	14-12	Gruda-21	Gruda-9	Whalen-8	Humphrey-21	7,803					
Aug 25	DETROIT	L	70-90	10-5	4-8	14-13	14-13	14-13	14-13	Gruda-19	Gardin-7	Whalen-8	Smith-19	6,811					
Aug 27	@Seattle	L	74-86	10-5	4-9	14-14	14-14	14-14	14-14	Whalen-18	Gardin-8	Whalen-5	Bird-21	6,588					
Aug 29	@Phoenix	L	84-95	10-5	4-10	14-15	14-15	14-15	14-15	Jekabsone-Zogota-2	Gardin-13	Brown-3	Taurasi-21	9,977					
Aug 30	@Los Angeles	L	81-91	10-5	4-11	14-16	14-16	14-16	14-16	Jekabsone-Zogota-2	Gruda-7	Whalen-9	Thompson-21	11,072					
Sep 1	@Sacramento	L	70-90	10-5	4-12	14-17	14-17	14-17	14-17	Gruda-13	Gruda-5	Brown-3	Brunson-32	6,015					
Sep 4	NEW YORK	W	88-85 (OT)	11-5	4-12	15-17	15-17												




Connecticut Sun 2009 HIGH GAMES

PLAYER	MINUTES	FIELD	FREE	----- REBOUNDS -----		TOTAL	ASSISTS	STEALS	TURNOVERS	BLOCKED	POINTS
		GOALS	THROWS	OFFENSIVE	DEFENSIVE					SHOTS	
CHANTE BLACK	26 JUL. 11 vs Det.	5T JUN. 21 vs S.A.	4T AUG. 22 vs Minn.	5 JUN. 21 vs S.A.	6 JUN. 14 vs Atl.	9 JUN. 14 vs Atl.	1 (6) SEP. 4 vs N.Y.	2T(2) AUG. 1 at Chi.	3T(2) SEP. 1 at Sac.	3 (2) AUG. 22 vs Minn.	11 JUN. 21 vs S.A.
KIESHA BROWN	22 SEP. 13 vs Ind.	4 (4) SEP. 1 at Sac.	3 JUN. 16 at Chi.	2T JUL. 28 vs Phoe.	4 (3) AUG. 1 at Chi.	5 AUG. 1 at Chi.	5 SEP. 13 vs Ind.	2 (2) JUL. 7 at Atl.	3 (2) SEP. 13 vs Ind.	1T(3) AUG. 30 at L.A.	11 (2) SEP. 1 at Sac.
KRISTI CIRONE	8C(2) JUN. 16 at Chi.	1C(2) JUN. 14 vs Atl.	2C JUN. 16 at Chi.	0C	3C JUN. 6 vs Wash.	3C JUN. 6 vs Wash.	2C JUN. 7 at N.Y.	2C JUN. 6 vs Wash.	0C	0C	3C JUN. 6 vs Wash.
LAUREN ERVIN	12C JUN. 19 vs Chi.	4C JUN. 19 vs Chi.	0C	1C(4) JUN. 27 vs Atl.	2C(3) JUN. 21 vs S.A.	3C JUN. 7 at N.Y.	0C	1C JUN. 7 at N.Y.	1C(2) JUN. 27 vs Atl.	0C	8C JUN. 19 vs Chi.
KERRI GARDIN	29C(2) SEP. 13 vs Ind.	9C SEP. 13 vs Ind.	6C AUG. 29 at Phoe.	6 AUG. 29 at Phoe.	9C JUN. 19 vs Chi.	13 AUG. 29 at Phoe.	7C JUN. 19 vs Chi.	2 (7) SEP. 11 at Atl.	4T(2) AUG. 25 vs Det.	4C AUG. 19 vs N.Y.	23C SEP. 13 vs Ind.
SANDRINE GRUDA	41C AUG. 14 at Wash.	12C AUG. 21 at N.Y.	8 SEP. 11 at Atl.	5 (2) JUL. 30 at Ind.	9C AUG. 29 at Phoe.	12C AUG. 21 at N.Y.	4T(2) AUG. 22 vs Minn.	3 JUL. 30 at Ind.	7C AUG. 22 vs Minn.	4T AUG. 19 vs N.Y.	24C AUG. 21 at N.Y.
AMBER HOLT	25 (3) JUL. 22 vs Sac.	5 (2) SEP. 4 vs N.Y.	6 SEP. 4 vs N.Y.	2 (5) SEP. 4 vs N.Y.	8C AUG. 9 vs Wash.	8T AUG. 9 vs Wash.	5 SEP. 4 vs N.Y.	2 JUL. 19 vs Ind.	3 AUG. 19 vs N.Y.	1 (2) SEP. 13 vs Ind.	18 SEP. 4 vs N.Y.
ANETE JEKABSONE-ZOGOTA	37C SEP. 4 vs N.Y.	9C AUG. 29 at Phoe.	3 (2) SEP. 4 vs N.Y.	3C JUL. 30 at Ind.	7T SEP. 4 vs N.Y.	7 SEP. 4 vs N.Y.	7C AUG. 7 at Minn.	1 (9) SEP. 13 vs Ind.	6C AUG. 9 vs Wash.	0	23C(2) SEP. 4 vs N.Y.
ASJHA JONES	39 JUL. 11 vs Det.	13T JUL. 22 vs Sac.	8 JUN. 6 vs Wash.	5 JUL. 22 vs Sac.	9T JUN. 27 vs Atl.	12T JUN. 27 vs Atl.	5 (3) JUL. 17 at S.A.	3T JUL. 2 at Ind.	6 JUN. 16 at Chi.	2 (2) AUG. 13 vs Sea.	28 JUL. 22 vs Sac.

Connecticut Sun 2009 HIGH GAMES

PLAYER	MINUTES	FIELD	FREE	----- REBOUNDS -----		TOTAL	ASSISTS	STEALS	TURNOVERS	BLOCKED	POINTS
		GOALS	THROWS	OFFENSIVE	DEFENSIVE					SHOTS	
ERIN PHILLIPS	32 AUG. 14 at Wash.	6 (2) JUL. 5 at Det.	4 (4) AUG. 25 vs Det.	4C JUN. 14 vs Atl.	6 AUG. 21 at N.Y.	6 (5) SEP. 4 vs N.Y.	7T(2) SEP. 13 vs Ind.	5C JUL. 14 vs L.A.	4 (2) AUG. 14 at Wash.	1T(3) SEP. 13 vs Ind.	19 JUL. 5 at Det.
BARBARA TURNER	24 JUN. 16 at Chi.	2 (2) JUN. 19 vs Chi.	3 JUN. 7 at N.Y.	2 JUN. 16 at Chi.	4 JUN. 21 vs S.A.	5 JUN. 21 vs S.A.	5 JUN. 16 at Chi.	2 JUN. 19 vs Chi.	2 JUN. 14 vs Atl.	0	7 (2) JUN. 19 vs Chi.
LINDSAY WHALEN	41 AUG. 14 at Wash.	9 AUG. 2 at Det.	10 (2) AUG. 19 vs N.Y.	5 JUN. 7 at N.Y.	9 AUG. 19 vs N.Y.	12C JUN. 7 at N.Y.	9 AUG. 30 at L.A.	5T JUN. 16 at Chi.	5 JUL. 11 vs Det.	1 (5) SEP. 11 at Atl.	22 AUG. 2 at Det.
TAN WHITE	33 (2) AUG. 30 at L.A.	8 AUG. 30 at L.A.	6 JUL. 5 at Det.	3 AUG. 30 at L.A.	8 AUG. 19 vs N.Y.	8 AUG. 19 vs N.Y.	6 AUG. 19 vs N.Y.	5T AUG. 22 vs Minn.	4 (2) SEP. 1 at Sac.	1 (9) SEP. 11 at Atl.	20 AUG. 30 at L.A.
TAMIKA WHITMORE	34 JUN. 27 vs Atl.	5 JUN. 16 at Chi.	4 (2) JUN. 16 at Chi.	2 (4) AUG. 14 at Wash.	6 JUN. 7 at N.Y.	8 JUN. 7 at N.Y.	2 (7) AUG. 29 at Phoe.	4 JUN. 27 vs Atl.	5 JUN. 6 vs Wash.	1 (3) SEP. 1 at Sac.	16 JUN. 16 at Chi.
SUN High Games	250 AUG. 14 at Wash.	36 (3) SEP. 13 vs Ind.	29 AUG. 22 vs Minn.	19 JUL. 28 vs Phoe.	35 AUG. 21 at N.Y.	48 AUG. 21 at N.Y.	30 JUN. 19 vs Chi.	12 JUN. 27 vs Atl.	26 JUL. 19 vs Ind.	8 AUG. 19 vs N.Y.	98 AUG. 22 vs Minn.
SUN Low Games	200 (28) SEP. 13 vs Ind.	19 JUL. 2 at Ind.	5 JUN. 21 vs S.A.	5 (2) AUG. 19 vs N.Y.	17 (2) AUG. 7 at Minn.	24 JUN. 16 at Chi.	10 (2) JUL. 11 vs Det.	3 JUL. 17 at S.A.	5 AUG. 2 at Det.	1 (3) AUG. 7 at Minn.	53 JUL. 2 at Ind.
OPPONENTS High Games	250 AUG. 14 at Wash.	37 JUL. 5 at Det.	33 AUG. 29 at Phoe.	18 AUG. 2 at Det.	37 JUL. 11 vs Det.	49 JUL. 11 vs Det.	26 AUG. 30 at L.A.	14 JUL. 7 at Atl.	22 (3) AUG. 25 vs Det.	9 AUG. 30 at L.A.	95 (3) AUG. 29 at Phoe.
OPPONENTS Low Games	200 (28) SEP. 13 vs Ind.	17 AUG. 13 vs Sea.	7 AUG. 19 vs N.Y.	5 (3) JUN. 27 vs Atl.	13 SEP. 13 vs Ind.	24 SEP. 13 vs Ind.	7 JUN. 21 vs S.A.	1 AUG. 2 at Det.	8 AUG. 1 at Chi.	1 (6) SEP. 13 vs Ind.	53 AUG. 13 vs Sea.

"C" indicates a new career-high, "T" a tied career-high.
Numbers in parentheses indicate the number of games in which a player or team has reached a given total (if more than one).





(21-13)

CONNECTICUT SUN

Final 2008 Regular Season

PLAYER	G	GS	MIN	-FIELD GOALS-			-3-POINT FG--			-FREE THROWS-			--REBOUNDS--				PF	DQ	STL	TO	BLK	PTS	AVG
				FG	FGA	PCT	FG	FGA	PCT	FT	FTA	PCT	OFF	DEF	TOT	AST							
Jones	33	33	963	223	461	.484	5	23	.217	110	139	.791	73	128	201	85	2	20	74	26	561	17.0	
Whalen	31	31	908	141	306	.461	27	80	.338	126	157	.803	33	141	174	166	87	0	45	58	1	435	14.0
Whitmore	34	33	911	160	392	.408	34	108	.315	75	96	.781	40	121	161	47	95	1	20	68	13	429	12.6
Turner	34	6	663	80	192	.417	44	118	.373	69	89	.775	23	85	108	52	62	0	12	40	14	273	8.0
Holt	34	34	714	81	199	.407	25	76	.329	35	45	.778	37	68	105	65	67	0	15	31	5	222	6.5
Gruda	31	1	476	81	178	.455	0	0	---	31	57	.544	44	66	110	28	56	0	19	41	26	193	6.2
Abrosimova	6	0	107	11	36	.306	2	12	.167	10	12	.833	3	17	20	12	13	0	8	11	0	34	5.7
Phillips	8	0	86	13	28	.464	6	12	.500	9	11	.818	9	8	17	3	7	0	4	6	1	41	5.1
Carey	33	3	499	47	111	.423	34	83	.410	9	10	.900	4	36	40	47	24	0	8	22	1	137	4.2
Anderson	24	7	367	35	126	.278	16	69	.232	11	15	.733	11	47	58	26	17	0	7	16	1	97	4.0
Gardin	34	15	540	47	133	.353	21	56	.375	22	41	.537	38	73	111	41	56	0	29	45	7	137	4.0
Raymond	34	1	374	30	72	.417	0	2	.000	24	41	.585	48	51	99	13	40	0	10	26	1	84	2.5
Page	3	0	12	3	5	.600	0	0	---	0	0	---	2	4	6	0	3	0	0	2	0	6	2.0
Swanier	25	6	231	13	47	.277	7	30	.233	8	10	.800	5	24	29	26	17	0	14	20	1	41	1.6
SUN	34	-	6850	965	2286	.422	221	669	.330	539	723	.746	370	869	1239	607	629	3	211	487	97	2690	79.1
OPPONENTS	34	-	6850	955	2284	.418	159	496	.321	472	638	.740	360	840	1200	554	703	9	252	499	104	2541	74.7

PLAYER	-- SINGLE-GAME HIGHS --							----- AVERAGE PER GAME -----							----- AVERAGE PER 40 MINUTES -----						
	MIN	REB	AST	ST	TO	BL	PTS	MIN	REB	AST	STL	TO	BLK	PTS	REB	AST	PF	STL	TO	BLK	PTS
Jones	37	10	5	3	6	4	30	29.2	6.1	2.5	0.61	2.2	0.79	17.0	8.3	3.4	3.5	0.83	3.1	1.08	23.3
Whalen	36	10	9	4	6	1	33	29.3	5.6	5.4	1.45	1.9	0.03	14.0	7.7	7.3	3.8	1.98	2.6	0.04	19.2
Whitmore	37	12	5	2	7	2	28	26.8	4.7	1.4	0.59	2.0	0.38	12.6	7.1	2.1	4.2	0.88	3.0	0.57	18.8
Turner	33	9	4	2	3	2	18	19.5	3.2	1.5	0.35	1.2	0.41	8.0	6.5	3.1	3.7	0.72	2.4	0.84	16.5
Holt	32	8	8	2	3	2	19	21.0	3.1	1.9	0.44	0.9	0.15	6.5	5.9	3.6	3.8	0.84	1.7	0.28	12.4
Gruda	26	11	4	4	2	16	15.3	3.5	0.9	0.61	1.3	0.84	6.2	9.2	2.4	4.7	1.60	3.4	2.18	16.2	
Abrosimova	22	6	6	4	3	0	9	17.8	3.3	2.0	1.33	1.8	0.00	5.7	7.5	4.5	4.9	2.99	4.1	0.00	12.7
Phillips	20	8	2	2	2	1	18	10.7	2.1	0.4	0.50	0.8	0.13	5.1	7.9	1.4	3.3	1.86	2.8	0.47	19.1
Carey	32	3	7	2	3	1	18	15.1	1.2	1.4	0.24	0.7	0.03	4.2	3.2	3.8	1.9	0.64	1.8	0.08	11.0
Anderson	29	7	5	2	4	1	13	15.3	2.4	1.1	0.29	0.7	0.04	4.0	6.3	2.8	1.9	0.76	1.7	0.11	10.6
Gardin	28	14	5	3	4	3	14	15.9	3.3	1.2	0.85	1.3	0.21	4.0	8.2	3.0	4.1	2.15	3.3	0.52	10.1
Raymond	27	9	2	2	4	1	11	11.0	2.9	0.4	0.29	0.8	0.03	2.5	10.6	1.4	4.3	1.07	2.8	0.11	9.0
Page	6	4	0	0	1	0	4	3.8	2.0	0.0	0.00	0.7	0.00	2.0	20.0	0.0	10.0	0.00	6.7	0.00	20.0
Swanier	25	4	4	2	4	1	7	9.3	1.2	1.0	0.56	0.8	0.04	1.6	5.0	4.5	2.9	2.42	3.5	0.17	7.1
SUN	225	53	27	12	24	8	109	201.5	36.4	17.9	6.21	14.3	2.85	79.1	36.2	17.7	18.4	6.16	14.2	2.83	78.5
OPPONENTS	225	48	26	15	22	8	102	201.5	35.3	16.3	7.41	14.7	3.06	74.7	35.0	16.2	20.5	7.36	14.6	3.04	74.2

CONNECTICUT SUN		Team/Opp		Home Road Total			High Scoring		High Rebounds		High Assists		Opponent Scoring		Atten.	
May 17	ATLANTA	W100-	67	1-0	0-0	1-0	Whitmore-22	Whitmore-10	Whalen-8	Lennox-17	7,420					
May 18	@New York	W 77-	63	1-0	1-0	2-0	Whitmore-17	Gardin-7	Whalen-8	Christon-14	10,460					
May 24	SACRAMENTO	W 87-	64	2-0	1-0	3-0	Whalen-21	Holt-7	Whitmore-5	Brunson-19	6,402					
May 27	INDIANA	L 46-	75	2-1	1-0	3-1	Whalen-11	Jones-7	Whalen-5	Douglas-23	5,245					
May 30	NEW YORK	W 89-	84	3-1	1-0	4-1	Whitmore-18	Jones-8	Whalen-7	Carson-15	7,052					
Jun 1	@Chicago	W 75-	73	3-1	2-0	5-1	Whitmore-19	Whalen-7	Whalen-7	Perkins-21	2,276					
Jun 6	MINNESOTA	W 78-	77	4-1	2-0	6-1	Jones-25	Whalen-9	Gardin-5	Augustus-22	6,327					
Jun 8	WASHINGTON	W 87-	79	5-1	2-0	7-1	Jones-16	Whalen-7	Whalen-7	Currie-28	7,174					
Jun 10	@Minnesota	W 75-	66	5-1	3-0	8-1	Jones-20	Whitmore-12	Whalen-6	Wiggins-22	7,186					
Jun 13	@Los Angeles	L 93-	98 (OT)	5-1	3-1	8-2	Whalen-20	Whalen-7	Jones-3	Leslie-22	8,702					
Jun 16	@Seattle	W 74-	67	5-1	4-1	9-2	Jones-15	Raymond-9	Whitmore-4	Jackson-26	6,872					
Jun 18	@Phoenix	L 81-	102	5-1	4-2	9-3	Jones-18	Turner-5	Whalen-5	Taurasi-32	4,478					
Jun 20	@Sacramento	W 72-	56	5-1	5-2	10-3	Jones-14	Anderson-6	Jones-5	Brunson-19	5,895					
Jun 24	DETROIT	W 85-	68	6-1	5-2	11-3	Jones-20	Whalen-6	Whalen-5	Nolan-17	7,501					
Jun 26	@Detroit	L 61-	70	6-1	5-3	11-4	Jones-14	Jones-7	Whalen-4	Nolan-13	8,636					
Jun 27	ATLANTA	W109-	101 (OT)	7-1	5-3	12-4	Jones-30	Jones-10	Holt-8	Lennox-44	7,612					
Jun 29	PHOENIX	L 80-	87	7-2	5-3	12-5	Jones-16	Jones-9	Whalen-8	Taurasi-25	9,518					
Jul 1	HOUSTON	W 78-	68	8-2	5-3	13-5	Jones-15	Turner-9	Whalen-9	Ajavon-14	6,357					
Jul 5	@Indiana	L 74-	81	8-2	5-4	13-6	Jones-20	Gardin-9	Jones-3	Douglas-18	6,329					
Jul 8	@Detroit	L 82-	88	8-2	5-5	13-7	Jones-21	Whalen-7	Whalen-8	Sutton-Brown-18	7,623					
Jul 13	@Washington	L 64-	69	8-2	5-6	13-8	Whalen-33	Whalen-8	Whalen-6	Blue-13	9,610					
Jul 15	NEW YORK	L 71-	77	8-3	5-6	13-9	Whalen-19	Jones-9	Jones-5	Willis-18	8,244					
Jul 18	@Chicago	L 65-	73	8-3	5-7	13-10	Jones-18	Gruda-11	Jones-3	Perkins-15	3,379					
Jul 20	CHICAGO	W 74-	67	9-3	5-7	14-10	Jones-23	Jones-10	Whalen-6	Herrington-15	7,367					
Jul 24	LOS ANGELES	W 87-	61	10-3	5-7	15-10	Whalen-22	Jones-8	Whalen-4	Johnson-11	9,518					
Jul 27	@Washington	W 82-	60	10-3	6-7	16-10	Jones-27	Whalen-8	Whalen-7	McWilliams-Frank-1	9,357					
Aug 28	@Indiana	W 84-	58	10-3	7-7	17-10	Whitmore-15	Raymond-5	Gruda-4	Bevilaqua-9	6,435					
Aug 29	@Atlanta	W 98-	72	10-3	8-7	18-10	Whitmore-27	Turner-5	Jones-4	Sutton-Brown-9						
Aug 31	SEATTLE	W 80-	76	11-3	8-7	19-10	Jones-20	Whitmore-6	Whalen-8	Lennox-19	11,442					
Sep 5	CHICAGO	W 80-	75	12-3	8-7	20-10	Whitmore-17	Holt-5	Gardin-4	Bird-24	9,518					
Sep 7	SAN ANTONIO	L 73-	85	12-4	8-7	20-11	Jones-22	Jones-6	Whalen-6	Perkins-18	8,088					
Sep 9	@Houston	L 68-	75	12-4	8-8	20-12	Jones-22	Jones-9	Whalen-5	Hammon-24	7,956					
Sep 9	@San Antonio	L 74-	78	12-4	8-9	20-13	Jones-18	Whalen-8	Whalen-5	Thompson-21	5,769					
Sep 11	@San Antonio	L 74-	78	12-4	8-9	20-13	Jones-18	Gardin-14	Carey-7	Young-Malcolm-24	6,791					
Sep 13	WASHINGTON	W 87-	81	13-4	8-9	21-13	Phillips-18	Phillips-8	Gruda-4	Currie-23	8,652					
									Swanier-4							





Connecticut Sun 2008 HIGH GAMES

PLAYER	MINUTES	FIELD GOALS	FREE THROWS	----- OFFENSIVE	REBOUNDS DEFENSIVE	----- TOTAL	ASSISTS	STEALS	TURNOVERS	BLOCKED SHOTS	POINTS
SVETLANA ABROSIMOVA	22 (2) SEP. 11 at S.A.	3 (2) SEP. 11 at S.A.	4 SEP. 13 vs Wash.	1 (3) SEP. 13 vs Wash.	5 SEP. 11 at S.A.	6 SEP. 11 at S.A.	6 SEP. 7 vs S.A.	4 SEP. 13 vs Wash.	3 (2) SEP. 9 at Hou.	0	9 SEP. 7 vs S.A.
JOLENE ANDERSON	29C MAY. 30 vs N.Y.	4C(3) JUN. 13 at L.A.	3C JUN. 18 at Phoe.	4C MAY. 17 vs Atl.	6C JUN. 20 at Sac.	7C MAY. 17 vs Atl.	5C JUN. 6 vs Minn.	2C(2) JUL. 13 at Wash.	4C JUN. 6 vs Minn.	1C JUN. 13 at L.A.	13C MAY. 18 at N.Y.
JAMIE CAREY	32C AUG. 31 vs Sea.	6C JUL. 15 vs N.Y.	2T(3) AUG. 31 vs Sea.	2C AUG. 31 vs Sea.	3 (5) AUG. 28 at Ind.	3 (6) AUG. 31 vs Sea.	7C SEP. 11 at S.A.	2C JUN. 8 vs Wash.	3T MAY. 24 vs Sac.	1C JUL. 5 at Ind.	18C JUL. 15 vs N.Y.
KERRI GARDIN	28 SEP. 11 at S.A.	5 JUN. 24 vs Det.	5 SEP. 13 vs Wash.	7C SEP. 11 at S.A.	7 (2) SEP. 11 at S.A.	14C SEP. 11 at S.A.	5 JUN. 6 vs Minn.	3 (3) AUG. 29 at Atl.	4T(4) JUL. 5 at Ind.	3 MAY. 17 vs Atl.	14 JUN. 24 vs Det.
SANDRINE GRUDA	26 JUL. 1 vs Hou.	6 JUL. 1 vs Hou.	6 JUL. 24 vs L.A.	6T JUL. 18 at Chi.	5 (4) JUL. 18 at Chi.	11 JUL. 18 at Chi.	4T(2) SEP. 13 vs Wash.	4C JUL. 1 vs Hou.	4 JUL. 24 vs L.A.	2 (6) SEP. 9 at Hou.	16 JUL. 24 vs L.A.
AMBER HOLT	32 SEP. 7 vs S.A.	7T MAY. 24 vs Sac.	5 JUN. 24 vs Det.	4T JUL. 27 at Wash.	5 JUN. 24 vs Det.	8T JUN. 24 vs Det.	8C JUN. 27 vs Atl.	2 (3) SEP. 5 vs Chi.	3 (2) JUL. 27 at Wash.	2T AUG. 28 at Ind.	19 JUN. 24 vs Det.
ASJHA JONES	37 SEP. 7 vs S.A.	13T JUN. 27 vs Atl.	8 (3) AUG. 29 at Atl.	6 JUL. 20 vs Chi.	7 JUL. 24 vs L.A.	10 (2) JUL. 20 vs Chi.	5 (4) SEP. 5 vs Chi.	3T MAY. 17 vs Atl.	6 MAY. 30 vs N.Y.	4C JUN. 20 at Sac.	30 JUN. 27 vs Atl.
DANIELLE PAGE	6C SEP. 13 vs Wash.	2C SEP. 13 vs Wash.	0C	2C MAY. 17 vs Atl.	2C MAY. 17 vs Atl.	4C MAY. 17 vs Atl.	0C	0C	1C(2) SEP. 13 vs Wash.	0C	4C SEP. 13 vs Wash.
ERIN PHILLIPS	20 SEP. 13 vs Wash.	5 SEP. 13 vs Wash.	5 SEP. 13 vs Wash.	3 SEP. 13 vs Wash.	5 SEP. 13 vs Wash.	8T SEP. 13 vs Wash.	2 AUG. 31 vs Sea.	2 SEP. 9 at Hou.	2 (2) AUG. 29 at Atl.	1T SEP. 11 at S.A.	18 SEP. 13 vs Wash.

Connecticut Sun 2008 HIGH GAMES

PLAYER	MINUTES	FIELD GOALS	FREE THROWS	----- OFFENSIVE	REBOUNDS DEFENSIVE	----- TOTAL	ASSISTS	STEALS	TURNOVERS	BLOCKED SHOTS	POINTS
TAMIKA RAYMOND	27 SEP. 13 vs Wash.	5 SEP. 13 vs Wash.	3 (3) JUL. 27 at Wash.	6 JUN. 16 at Sea.	4 (3) AUG. 28 at Ind.	9 JUN. 16 at Sea.	2 (2) JUL. 24 vs L.A.	2 SEP. 5 vs Chi.	4 MAY. 17 vs Atl.	1 AUG. 31 vs Sea.	11 SEP. 13 vs Wash.
KETIA SWANIER	25 JUN. 29 vs Phoe.	3 JUN. 29 vs Phoe.	4T JUN. 27 vs Atl.	1 (5) JUL. 27 at Wash.	3 JUN. 29 vs Phoe.	4 JUN. 29 vs Phoe.	4 SEP. 13 vs Wash.	2 (3) JUL. 18 at Chi.	4 JUN. 18 at Phoe.	1T JUN. 26 at Det.	7 JUN. 29 vs Phoe.
BARBARA TURNER	33C JUN. 27 vs Atl.	6C MAY. 24 vs Sac.	7 JUN. 8 vs Wash.	3 (2) JUL. 1 vs Hou.	6C JUL. 1 vs Hou.	9T JUL. 1 vs Hou.	4 (2) JUN. 27 vs Atl.	2 JUN. 1 at Chi.	3 (5) AUG. 29 at Atl.	2C(2) JUL. 20 vs Chi.	18C JUN. 10 at Minn.
LINDSAY WHALEN	36 JUN. 10 at Minn.	9 (2) JUL. 15 vs N.Y.	13C JUL. 13 at Wash.	4 JUN. 27 vs Atl.	8 (2) JUL. 27 at Wash.	10 JUN. 27 vs Atl.	9 JUL. 1 vs Hou.	4 (2) JUL. 8 at Det.	6T MAY. 18 at N.Y.	1 JUN. 27 vs Atl.	33T JUL. 13 at Wash.
TAMIKA WHITMORE	37 MAY. 24 vs Sac.	11T AUG. 29 at Atl.	11 JUN. 27 vs Atl.	4 (3) JUN. 29 vs Phoe.	9 MAY. 17 vs Atl.	12 JUN. 10 at Minn.	5T MAY. 24 vs Sac.	2 (5) SEP. 9 at Hou.	7T JUN. 24 vs Det.	2 (3) SEP. 11 at S.A.	28 JUN. 27 vs Atl.
SUN High Games	225 (2) JUN. 27 vs Atl.	37 MAY. 17 vs Atl.	35 JUN. 27 vs Atl.	19 MAY. 17 vs Atl.	37 JUN. 10 at Minn.	53 MAY. 17 vs Atl.	27 AUG. 29 at Atl.	12 JUL. 27 at Wash.	24 MAY. 18 at N.Y.	8 (2) JUN. 27 vs Atl.	109 JUN. 27 vs Atl.
SUN Low Games	200 (32) SEP. 13 vs Wash.	17 MAY. 27 vs Ind.	7 JUL. 15 vs N.Y.	4 AUG. 28 at Ind.	16 JUN. 8 vs Wash.	25 (2) JUL. 8 at Det.	10 (2) JUN. 26 at Det.	3 (2) JUN. 24 vs Det.	6 JUN. 29 vs Phoe.	0 (2) JUN. 29 vs Phoe.	46 MAY. 27 vs Ind.
OPPONENTS High Games	225 (2) JUN. 27 vs Atl.	38 (2) JUN. 27 vs Atl.	25 SEP. 13 vs Wash.	17 JUL. 1 vs Hou.	35 SEP. 7 vs S.A.	48 MAY. 27 vs Ind.	26 JUN. 13 at L.A.	15 MAY. 30 vs N.Y.	22 SEP. 5 vs Chi.	8 (2) JUL. 15 vs N.Y.	102 JUN. 18 at Phoe.
OPPONENTS Low Games	200 (32) SEP. 13 vs Wash.	20 MAY. 24 vs Sac.	6 MAY. 27 vs Ind.	2 JUL. 15 vs N.Y.	15 MAY. 18 at N.Y.	22 MAY. 18 at N.Y.	7 SEP. 13 vs Wash.	1 JUN. 29 vs Phoe.	8 JUN. 24 vs Det.	0 (4) SEP. 13 vs Wash.	56 JUN. 20 at Sac.

"C" indicates a new career-high, "T" a tied career-high.

Numbers in parentheses indicate the number of games in which a player or team has reached a given total (if more than one).







(18-16)

CONNECTICUT SUN

Final 2007 Regular Season

PLAYER	G	GS	-FIELD GOALS-			-3-POINT FG--			-FREE THROWS-			--REBOUNDS--					PF	DQ	STL	TO	BLK	PTS	AVG
			MIN	FG	FGA	PCT	FG	FGA	PCT	FT	FTA	PCT	OFF	DEF	TOT	AST							
Douglas	34	34	1133	207	484	.428	68	201	.338	95	122	.779	49	109	158	125	67	0	65	95	10	577	17.0
Jones	30	30	942	193	430	.449	1	12	.083	72	94	.766	65	118	183	75	90	1	25	91	23	459	15.3
Whalen	34	34	1040	156	333	.468	18	86	.209	124	158	.785	33	129	162	169	85	0	73	75	3	454	13.4
Sales	26	25	762	123	314	.392	23	71	.324	72	82	.878	33	72	105	82	59	1	36	57	11	341	13.1
Dydek	32	30	643	91	187	.487	2	5	.400	30	38	.789	37	172	209	31	75	1	12	51	66	214	6.7
Maltsi	26	7	482	53	140	.379	32	77	.416	9	12	.750	16	50	66	39	39	0	20	26	2	147	5.7
de Souza	32	2	391	63	118	.534	0	0	---	10	21	.476	37	60	97	14	55	0	7	35	29	136	4.3
Rasmussen	33	3	522	41	99	.414	15	27	.556	17	21	.810	35	56	91	29	54	1	11	35	5	114	3.5
Carey	33	0	419	37	101	.366	32	71	.451	6	8	.750	1	29	30	30	30	0	4	16	0	112	3.4
Willingham	28	5	320	20	52	.385	0	4	.000	18	25	.720	27	50	77	11	44	0	8	19	6	58	2.1
Hairston	17	0	148	10	41	.244	3	12	.250	9	12	.750	14	16	30	6	25	0	7	9	0	32	1.9
Mahoney	18	0	121	7	28	.250	1	6	.167	16	22	.727	7	7	14	8	18	0	4	11	1	31	1.7
Chambers	1	0	1	0	0	---	0	0	---	0	0	---	0	0	0	0	0	0	0	2	0	0	0.0
SUN	34	-	6925	1001	2327	.430	195	572	.341	478	615	.777	354	868	1222	619	641	4	272	540	156	2675	78.7
OPPONENTS	34	-	6925	976	2317	.421	166	485	.342	475	626	.759	337	842	1179	581	633	3	246	524	85	2593	76.3

PLAYER	-- SINGLE-GAME HIGHS --							----- AVERAGE PER GAME -----							----- AVERAGE PER 40 MINUTES -----						
	MIN	REB	AST	ST	TO	BL	PTS	MIN	REB	AST	STL	TO	BLK	PTS	REB	AST	PF	STL	TO	BLK	PTS
Douglas	42	9	8	4	5	2	30	33.3	4.6	3.7	1.91	2.8	0.29	17.0	5.6	4.4	2.4	2.29	3.4	0.35	20.4
Jones	43	12	6	3	7	3	31	31.4	6.1	2.5	0.83	3.0	0.77	15.3	7.8	3.2	3.8	1.06	3.9	0.98	19.5
Whalen	40	10	10	5	6	2	33	30.6	4.8	5.0	2.15	2.2	0.09	13.4	6.2	6.5	3.3	2.81	2.9	0.12	17.5
Sales	40	8	6	4	6	2	32	29.3	4.0	3.2	1.38	2.2	0.42	13.1	5.5	4.3	3.1	1.89	3.0	0.58	17.9
Dydek	33	13	4	2	5	6	18	20.1	6.5	1.0	0.38	1.6	2.06	6.7	13.0	1.9	4.7	0.75	3.2	4.11	13.3
Maltsi	38	8	5	3	3	1	23	18.5	2.5	1.5	0.77	1.0	0.08	5.7	5.5	3.2	3.2	1.66	2.2	0.17	12.2
de Souza	28	9	3	2	4	5	16	12.2	3.0	0.4	0.22	1.1	0.91	4.3	9.9	1.4	5.6	0.72	3.6	2.97	13.9
Rasmussen	38	13	4	1	4	2	17	15.8	2.8	0.9	0.33	1.1	0.15	3.5	7.0	2.2	4.1	0.84	2.7	0.38	8.7
Carey	28	5	5	1	3	0	13	12.7	0.9	0.9	0.12	0.5	0.00	3.4	2.9	2.9	2.9	0.38	1.5	0.00	10.7
Willingham	29	8	3	2	3	2	10	11.4	2.8	0.4	0.29	0.7	0.21	2.1	9.6	1.4	5.5	1.00	2.4	0.75	7.3
Hairston	29	7	1	1	2	0	9	8.7	1.8	0.4	0.41	0.5	0.00	1.9	8.1	1.6	6.8	1.89	2.4	0.00	8.6
Mahoney	14	2	2	2	1	7	6.7	6.7	0.8	0.4	0.22	0.6	0.06	1.7	4.6	2.6	6.0	1.32	3.6	0.33	10.2
Chambers	1	0	0	0	2	0	0	0.9	0.0	0.0	0.00	2.0	0.00	0.0	0.0	0.0	0.0	0.00	80.0	0.00	0.0
SUN	250	52	26	14	25	9	110	203.7	35.9	18.2	8.00	15.9	4.59	78.7	35.3	17.9	18.5	7.86	15.6	4.51	77.3
OPPONENTS	250	46	25	14	21	6	111	203.7	34.7	17.1	7.24	15.4	2.50	76.3	34.1	16.8	18.3	7.10	15.1	2.45	74.9

CONNECTICUT SUN		Team/Opp		Home	Road	Total	High Scoring	High Rebounds	High Assists	Opponent Scoring	Atten.
Date	Opponent										
May 19	@Washington	W 89-	80	0-0	1-0	1-0	Sales-20	Jones-6 Dydek-6	Douglas-4 Jones-4	Melvin-22	8,042
May 23	@San Antonio	L 71-	74	0-0	1-1	1-1	Douglas-21	Jones-9	Douglas-8	Hammon-17	8,574
May 26	LOS ANGELES	L 68-	88	0-1	1-1	1-2	Sales-17	de Souza-9	Whalen-5	Fernandez-19 Mabika-19	8,003
May 31	@Chicago	W102-	97 (OT)	0-1	2-1	2-2	Jones-31	Jones-9	Douglas-7	Dupree-29	2,634
Jun 2	PHOENIX	W 76-	67	1-1	2-1	3-2	Jones-24	Douglas-9	Whalen-6	Ta. Smith-18	8,811
Jun 8	@Houston	W 88-	77	1-1	3-1	4-2	Sales-26	Dydek-11	Douglas-6	Snow-22	7,339
Jun 10	DETROIT	L 74-	79	1-2	3-1	4-3	Jones-20	Dydek-9	Jones-5	K. Smith-23	7,724
Jun 13	@Minnesota	L 73-	77 (OT)	1-2	3-2	4-4	Jones-22	Jones-10	Douglas-6	Augustus-28	9,382
Jun 15	@Detroit	L 72-	75	1-2	3-3	4-5	Sales-18	Dydek-8	Whalen-5	Nolan-18	8,484
Jun 17	CHICAGO	L 74-	87	1-3	3-3	4-6	Jones-22	Jones-12	Douglas-5	Dupree-28	7,614
Jun 20	NEW YORK	L 73-	76	1-4	3-3	4-7	Douglas-17 Sales-17	Whalen-8	Whalen-10	Christon-22	6,154
Jun 22	@Indiana	W 78-	74	1-4	4-3	5-7	Douglas-30	Dydek-10	Whalen-7	Whitmore-15 White-15	7,240
Jun 23	SAN ANTONIO	L 58-	71	1-5	4-3	5-8	Douglas-15 Whalen-15	Dydek-8	Douglas-3	Hammon-20	6,887
Jun 26	WASHINGTON	L 75-	91	1-6	4-3	5-9	Douglas-19	Dydek-10	Whalen-6	Beard-20	6,353
Jun 27	@Detroit	L 74-	77	1-6	4-4	5-10	Jones-16	Jones-9	Douglas-7	Cash-18	8,521
Jun 29	INDIANA	W 72-	67	2-6	4-4	6-10	Douglas-22	Dydek-13	Whalen-7	Whitmore-13	7,617
Jul 6	@Phoenix	L109-	111 (2OT)	2-6	4-5	6-11	Jones-22 Sales-22	Rasmussen-13	Jones-6	Taylor-30	7,131
Jul 7	@Los Angeles	W110-	89	2-6	5-5	7-11	Douglas-28	Dydek-7	Whalen-8	Spencer-15	8,769
Jul 11	@Seattle	W 76-	63	2-6	6-5	8-11	Douglas-17	Jones-9	Douglas-4 Whalen-4	Jackson-24	10,891
Jul 12	@Sacramento	W 82-	78 (OT)	2-6	7-5	9-11	Sales-23	Dydek-9	Whalen-8	Powell-15 Williams-Strong-15	6,498
Jul 17	MINNESOTA	W 84-	79	3-6	7-5	10-11	Douglas-22	Dydek-5 Willingham-5 Sales-5	Whalen-4 Sales-4	Augustus-24	8,253
Jul 20	SEATTLE	W 76-	58	4-6	7-5	11-11	Whalen-19	Jones-10	Douglas-6	Jackson-19	9,003
Jul 22	HOUSTON	W 81-	79	5-6	7-5	12-11	Douglas-25	Douglas-6 Dydek-6 Whalen-6	Whalen-6	Dixon-18 Thompson-18	7,869
Jul 24	DETROIT	L 88-	92	5-7	7-5	12-12	Whalen-33	de Souza-9	Whalen-7	Nolan-36	8,192
Jul 26	NEW YORK	W 79-	75	6-7	7-5	13-12	Whalen-20	de Souza-9 Whalen-9	Whalen-8	McCarville-24	7,021
Jul 29	@New York	W 67-	61	6-7	8-5	14-12	Douglas-26	Maltsi-8	Jones-4	McCarville-18	8,303
Jul 31	CHICAGO	W 74-	56	7-7	8-5	15-12	Douglas-18	Jones-9	Sales-5	Perkins-17	8,048
Aug 4	INDIANA	W 84-	59	8-7	8-5	16-12	Douglas-19	Dydek-9	Douglas-5	Sharp-14	9,493
Aug 7	SACRAMENTO	L 79-	81	8-8	8-5	16-13	Jones-17 Whalen-17	Jones-6	Whalen-7	Lawson-21	8,930
Aug 11	@Chicago	W 88-	66	8-8	9-5	17-13	Dydek-18	Sales-7	Whalen-7	Dupree-18	4,261
Aug 14	@Washington	L 64-	65	8-8	9-6	17-14	Dydek-17	Dydek-11	Whalen-5	Beard-28	7,054
Aug 15	@Indiana	W 77-	74	8-8	10-6	18-14	Sales-32	de Souza-6	Maltsi-5	DeForge-29	6,433
Aug 17	@New York	L 66-	74	8-8	10-7	18-15	Douglas-22	Rasmussen-5	Whalen-4	Kraayeveld-18	8,622





Connecticut Sun 2007 HIGH GAMES

PLAYER	MINUTES	FIELD	FREE	----- REBOUNDS -----			ASSISTS	STEALS	TURNOVERS	BLOCKED	POINTS
		GOALS	THROWS	OFFENSIVE	DEFENSIVE	TOTAL				SHOTS	
JAMIE CAREY	28 MAY. 31 at Chi.	4 (2) AUG. 11 at Chi.	2T(2) AUG. 11 at Chi.	1 MAY. 26 vs L.A.	5C AUG. 15 at Ind.	5C AUG. 15 at Ind.	5 MAY. 31 at Chi.	1 (4) AUG. 17 at N.Y.	3T JUL. 26 vs N.Y.	0	13 AUG. 11 at Chi.
CORI CHAMBERS	1C MAY. 26 vs L.A.	0C	0C	0C	0C	0C	0C	0C	2C MAY. 26 vs L.A.	0C	0C
ERIKA DE SOUZA	28 MAY. 23 at S.A.	8 (2) JUL. 26 vs N.Y.	6 MAY. 23 at S.A.	5 MAY. 26 vs L.A.	7 JUL. 24 vs Det.	9 (3) JUL. 26 vs N.Y.	3 (2) JUL. 6 at Phoe.	2 (2) JUL. 29 at N.Y.	4 (2) MAY. 31 at Chi.	5 JUL. 24 vs Det.	16 (3) JUL. 26 vs N.Y.
KATIE DOUGLAS	42 MAY. 31 at Chi.	11 (2) JUL. 24 vs Det.	11 JUN. 29 vs Ind.	4 (2) AUG. 19 vs Wash.	6 JUN. 22 at Ind.	9 (2) AUG. 19 vs Wash.	8T MAY. 23 at S.A.	4 (7) AUG. 19 vs Wash.	5 (2) JUL. 6 at Phoe.	2 (2) JUN. 26 vs Wash.	30 JUN. 22 at Ind.
MARGO DYDEK	33 (2) JUL. 12 at Sac.	8 AUG. 11 at Chi.	6 JUL. 7 at L.A.	3 (3) JUN. 29 vs Ind.	10 (2) AUG. 14 at Wash.	13 JUN. 29 vs Ind.	4 (2) JUL. 22 vs Hou.	2 (2) JUL. 11 at Sea.	5 (2) AUG. 19 vs Wash.	6 JUL. 12 at Sac.	18 AUG. 11 at Chi.
KAMESHA HAIRSTON	29C MAY. 31 at Chi.	3C MAY. 31 at Chi.	3C(2) JUN. 26 vs Wash.	4C JUN. 27 at Det.	5C MAY. 31 at Chi.	7C MAY. 31 at Chi.	1C(6) JUN. 29 vs Ind.	1C(7) JUL. 31 vs Chi.	2C MAY. 23 at S.A.	0C	9C MAY. 31 at Chi.
ASJHA JONES	43C JUL. 6 at Phoe.	11 (3) JUL. 22 vs Hou.	9C(2) JUL. 7 at L.A.	6 JUN. 17 vs Chi.	8 (2) JUL. 6 at Phoe.	12T JUN. 17 vs Chi.	6 JUL. 6 at Phoe.	3T AUG. 11 at Chi.	7C(3) JUL. 6 at Phoe.	3 (2) JUL. 20 vs Sea.	31C MAY. 31 at Chi.
MEGAN MAHONEY	14 MAY. 26 vs L.A.	2 MAY. 26 vs L.A.	5C MAY. 19 at Wash.	2T(2) JUN. 22 at Ind.	2 MAY. 26 vs L.A.	2 (4) JUN. 26 vs Wash.	2 (2) JUL. 7 at L.A.	2T AUG. 11 at Chi.	2 (2) JUN. 29 vs Ind.	1T JUN. 13 at Minn.	7 MAY. 26 vs L.A.
EVANTHIA MALTSI	38C JUL. 22 vs Hou.	9C JUL. 7 at L.A.	3C JUL. 26 vs N.Y.	3C JUN. 27 at Det.	7C JUL. 29 at N.Y.	8C JUL. 29 at N.Y.	5C AUG. 15 at Ind.	3C(3) AUG. 11 at Chi.	3C(3) AUG. 19 vs Wash.	1C(2) JUL. 29 at N.Y.	23C JUL. 7 at L.A.
PLAYER	MINUTES	FIELD GOALS	FREE THROWS	OFFENSIVE	DEFENSIVE	TOTAL	ASSISTS	STEALS	TURNOVERS	BLOCKED SHOTS	POINTS
KRISTEN RASMUSSEN	38 JUL. 6 at Phoe.	6 JUL. 6 at Phoe.	7 JUN. 10 vs Det.	6 JUL. 31 vs Chi.	11C JUL. 6 at Phoe.	13 JUL. 6 at Phoe.	4 AUG. 19 vs Wash.	1 (11) AUG. 19 vs Wash.	4 (2) JUL. 6 at Phoe.	2 JUL. 31 vs Chi.	17 JUL. 6 at Phoe.
NYKESHA SALES	40 JUL. 6 at Phoe.	13C AUG. 15 at Ind.	9 JUL. 12 at Sac.	5 JUL. 6 at Phoe.	7 JUN. 10 vs Det.	8 JUN. 10 vs Det.	6 JUN. 20 vs N.Y.	4 AUG. 17 at N.Y.	6T MAY. 23 at S.A.	2 (3) AUG. 15 at Ind.	32C AUG. 15 at Ind.
LINDSAY WHALEN	40 JUL. 12 at Sac.	13C JUL. 24 vs Det.	10 JUL. 26 vs N.Y.	5 JUN. 13 at Minn.	10C JUL. 17 vs Chi.	10 JUN. 17 vs Chi.	10 JUN. 20 vs N.Y.	5T(2) AUG. 14 at Wash.	6T AUG. 14 at Wash.	2T JUL. 22 vs Hou.	33T JUL. 24 vs Det.
LE'COE WILLINGHAM	29 JUL. 12 at Sac.	3 (2) JUL. 31 vs Chi.	4 (2) JUN. 26 vs Wash.	4 JUL. 26 vs N.Y.	6 JUN. 2 vs Phoe.	8 JUN. 2 vs Phoe.	3 AUG. 7 vs Sac.	2 AUG. 15 at Ind.	3 AUG. 17 at N.Y.	2T AUG. 4 vs Ind.	10 JUN. 23 vs S.A.
SUN High Games	250 JUL. 6 at Phoe.	39 JUL. 7 at L.A.	31 MAY. 19 at Wash.	19 JUL. 31 vs Chi.	34 JUL. 6 at Phoe.	52 JUL. 6 at Phoe.	26 MAY. 31 at Chi.	14 AUG. 11 at Chi.	25 JUL. 6 at Phoe.	9 (3) AUG. 4 vs Ind.	110 JUL. 7 at L.A.
SUN Low Games	200 (30) AUG. 19 vs Wash.	19 JUN. 23 vs S.A.	2 (2) AUG. 17 at N.Y.	5 (3) AUG. 11 at Chi.	17 AUG. 7 vs Sac.	24 (2) AUG. 7 vs Sac.	10 (2) AUG. 17 at N.Y.	3 (3) JUN. 17 vs Chi.	8 JUN. 10 vs Det.	1 (2) AUG. 7 vs Sac.	58 JUN. 23 vs S.A.
OPPONENTS High Games	250 JUL. 6 at Phoe.	43 JUL. 6 at Phoe.	25 JUN. 17 vs Chi.	17 MAY. 31 at Chi.	37 JUN. 10 vs Det.	46 JUN. 15 at Det.	25 (2) JUN. 8 at Hou.	14 (2) JUL. 29 at N.Y.	21 (3) AUG. 11 at Chi.	6 MAY. 19 at Wash.	111 JUL. 6 at Phoe.
OPPONENTS Low Games	200 (30) AUG. 19 vs Wash.	22 JUL. 31 vs Chi.	7 (3) AUG. 11 at Chi.	4 (2) JUL. 31 vs Chi.	14 MAY. 31 at Chi.	22 JUL. 7 at L.A.	11 AUG. 14 at Wash.	1 AUG. 4 vs Ind.	8 JUN. 17 vs Chi.	0 (3) JUN. 29 vs Ind.	56 JUL. 31 vs Chi.

"C" indicates a new career-high, "T" a tied career-high.

Numbers in parentheses indicate the number of games in which a player or team has reached a given total (if more than one).







(26-8)

CONNECTICUT SUN

Final 2006 Regular Season

PLAYER	G	GS	MIN	-FIELD GOALS-			-3-POINT FG--			-FREE THROWS-			--REBOUNDS--					PF	DQ	STL	TO	BLK	PTS	AVG
				FG	FGA	PCT	FG	FGA	PCT	FT	FTA	PCT	OFF	DEF	TOT	AST								
Douglas	32	32	1003	179	404	.443	73	173	.422	94	112	.839	38	83	121	79	48	0	62	73	4	525	16.4	
Sales	22	20	609	109	254	.429	32	80	.400	36	50	.720	21	61	82	60	43	0	26	29	6	286	13.0	
McWilliams-Frank	32	32	996	164	329	.498	1	8	.125	81	110	.736	104	202	306	80	75	0	35	78	31	410	12.8	
Jones	34	2	777	155	334	.464	5	19	.263	62	79	.785	59	124	183	46	74	0	23	60	20	377	11.1	
Dydek	34	34	743	125	253	.494	1	4	.250	69	84	.821	35	171	206	40	73	0	21	50	85	320	9.4	
Whalen	33	33	861	88	226	.389	8	62	.129	112	124	.903	17	105	122	153	56	0	34	79	2	296	9.0	
Phillips	34	13	615	57	145	.393	24	70	.343	44	50	.880	20	53	73	80	38	1	29	38	2	182	5.4	
Carey	24	0	286	22	58	.379	14	40	.350	5	5	1.000	1	15	16	32	24	0	7	17	0	63	2.6	
Summerton	33	3	359	32	74	.432	3	15	.200	16	27	.593	12	24	36	19	38	0	3	20	2	83	2.5	
Mahoney	31	1	351	26	85	.306	7	29	.241	17	19	.895	15	51	66	24	38	0	7	25	1	76	2.5	
Willingham	29	0	209	25	53	.472	6	10	.600	7	13	.538	20	35	55	17	23	0	5	15	0	63	2.2	
Queenan	4	0	10	0	1	.000	0	0	---	2	2	1.000	0	0	0	0	0	0	0	1	0	2	0.5	
Anderson	1	0	1	0	0	---	0	0	---	0	0	---	0	2	2	0	0	0	0	0	0	0	0.0	
Bruno	4	0	7	0	0	---	0	0	---	0	0	---	0	0	0	0	0	0	0	1	0	0	0.0	
SUN	34	-	6825	982	2216	.443	174	510	.341	545	675	.807	342	926	1268	630	530	1	252	515	153	2683	78.9	
OPPONENTS	34	-	6825	948	2357	.402	163	508	.321	358	500	.716	368	783	1151	528	646	2	273	486	103	2417	71.1	

PLAYER	-- SINGLE-GAME HIGHS --							----- AVERAGE PER GAME -----							----- AVERAGE PER 40 MINUTES -----						
	MIN	REB	AST	ST	TO	BL	PTS	MIN	REB	AST	STL	TO	BLK	PTS	REB	AST	PF	STL	TO	BLK	PTS
Douglas	39	8	6	4	6	1	28	31.3	3.8	2.5	1.94	2.3	0.13	16.4	4.8	3.2	1.9	2.47	2.9	0.16	20.9
Sales	39	10	5	4	4	2	24	27.7	3.7	2.7	1.18	1.3	0.27	13.0	5.4	3.9	2.8	1.71	1.9	0.39	18.8
McWilliams-Frank	39	17	7	3	5	4	22	31.1	9.6	2.5	1.09	2.4	0.97	12.8	12.3	3.2	3.0	1.41	3.1	1.24	16.5
Jones	37	11	5	3	5	2	22	22.9	5.4	1.4	0.68	1.8	0.59	11.1	9.4	2.4	3.8	1.18	3.1	1.03	19.4
Dydek	37	15	4	4	4	7	19	21.8	6.1	1.2	0.62	1.5	2.50	9.4	11.1	2.2	3.9	1.13	2.7	4.58	17.2
Whalen	35	10	9	3	6	1	20	26.1	3.7	4.6	1.03	2.4	0.06	9.0	5.7	7.1	2.6	1.58	3.7	0.09	13.8
Phillips	30	6	6	3	4	1	19	18.1	2.1	2.4	0.85	1.1	0.06	5.4	4.7	5.2	2.5	1.89	2.5	0.13	11.8
Carey	23	4	4	1	3	0	13	11.9	0.7	1.3	0.29	0.7	0.00	2.6	2.2	4.5	3.4	0.98	2.4	0.00	8.8
Summerton	24	5	3	1	4	1	11	10.9	1.1	0.6	0.09	0.6	0.06	2.5	4.0	2.1	4.2	0.33	2.2	0.22	9.2
Mahoney	22	6	3	2	3	1	9	11.3	2.1	0.8	0.23	0.8	0.03	2.5	7.5	2.7	4.3	0.80	2.8	0.11	8.7
Willingham	20	6	3	2	4	0	10	7.2	1.9	0.6	0.17	0.5	0.00	2.2	10.5	3.3	4.4	0.96	2.9	0.00	12.1
Queenan	4	0	0	0	1	0	2	2.4	0.0	0.0	0.00	0.3	0.00	0.5	0.0	0.0	0.0	0.00	4.0	0.00	8.0
Anderson	1	2	0	0	0	0	0	1.1	2.0	0.0	0.00	0.0	0.00	0.0	80.0	0.0	0.0	0.00	0.0	0.00	0.0
Bruno	3	0	0	0	1	0	0	1.8	0.0	0.0	0.00	0.3	0.00	0.0	0.0	0.0	0.0	0.00	5.7	0.00	0.0
SUN	225	50	25	12	26	11	92	200.7	37.3	18.5	7.41	15.1	4.50	78.9	37.2	18.5	15.5	7.38	15.1	4.48	78.6
OPPONENTS	225	50	23	17	23	7	91	200.7	33.9	15.5	8.03	14.3	3.03	71.1	33.7	15.5	18.9	8.00	14.2	3.02	70.8

CONNECTICUT SUN		Team/Opp		Home Road		Total	High Scoring		High Rebounds		High Assists		Opponent Scoring		Atten.
Date	Opponent	W	L	91-	74	1-0	0-0	1-0	Sales-19	Sales-10	Sales-5	Whalen-5	Hammon-20	8,316	
May 20	NEW YORK	W	81-	69	1-0	1-0	2-0	Douglas-28	McWilliams-Frank-1	Whalen-6	Phillips-5	Augustus-21	9,477		
May 27	DETROIT	L	73-	77 (OT)	1-1	1-0	2-1	Douglas-18	Douglas-7	Whalen-5	Phillips-5	Smith-23	6,738		
Jun 1	@Charlotte	W	89-	65	1-1	2-0	3-1	Sales-18	Dydek-15	Whalen-5	Douglas-5	Bond-14	3,632		
Jun 3	CHARLOTTE	W	89-	71	2-1	2-0	4-1	Dydek-17	McWilliams-Frank-1	Sales-5	Sales-5	Mazzante-13	7,318		
Jun 7	@New York	W	75-	60	2-1	3-0	5-1	Douglas-17	McWilliams-Frank-7	Phillips-4	Sales-4	Schumacher-14	10,180		
Jun 9	SEATTLE	W	85-	81	3-1	3-0	6-1	Douglas-18	Dydek-12	Whalen-9	Jones-4	Burse-23	8,138		
Jun 11	WASHINGTON	W	85-	71	4-1	3-0	7-1	Douglas-26	Douglas-7	Whalen-4	Jones-4	Beard-29	6,339		
Jun 16	@Phoenix	L	86-	91	4-1	3-1	7-2	Douglas-27	McWilliams-Frank-1	Whalen-4	Whalen-4	Taurasi-35	6,378		
Jun 17	@Los Angeles	L	70-	82	4-1	3-2	7-3	Jones-16	Dydek-5	Whalen-5	Jones-5	Leslie-32	7,992		
Jun 20	@Charlotte	W	90-	66	4-1	4-2	8-3	Sales-15	McWilliams-Frank-9	Whalen-6	Sales-5	Sam-15	4,242		
Jun 22	MINNESOTA	W	79-	62	5-1	4-2	9-3	Dydek-16	Jones-11	Sales-4	Whalen-16	Ohlde-16	6,572		
Jun 23	@Chicago	W	84-	79	5-1	5-2	10-3	Sales-23	McWilliams-Frank-1	Whalen-6	Sales-5	Perkins-13	2,818		
Jun 25	@Washington	L	80-	87	5-1	5-3	10-4	Jones-15	McWilliams-Frank-1	Whalen-6	McWilliams-Frank-1	Melvin-25	7,216		
Jun 27	HOUSTON	W	73-	57	6-1	5-3	11-4	Sales-19	Dydek-13	Whalen-6	Sales-5	Staley-17	6,220		
Jun 30	DETROIT	L	64-	70	6-2	5-3	11-5	Jones-16	McWilliams-Frank-1	Whalen-5	Sales-3	Smith-21	7,002		
Jul 1	@Indiana	W	76-	66	6-2	6-3	12-5	Douglas-22	Whalen-10	Whalen-3	Whalen-5	Catchings-15	7,032		
Jul 6	CHARLOTTE	W	76-	71	7-2	6-3	13-5	Whalen-20	Dydek-9	Whalen-5	Whalen-5	Smith-17	6,018		
Jul 8	PHOENIX	W	82-	77	8-2	6-3	14-5	Douglas-22	McWilliams-Frank-1	McWilliams-Frank-5	McWilliams-Frank-5	Taurasi-25	9,342		
Jul 15	@Sacramento	L	63-	69	8-2	6-4	14-6	McWilliams-Frank-1	McWilliams-Frank-1	Phillips-4	Phillips-4	Griffith-21	7,997		
Jul 16	@Seattle	W	92-	83	8-2	7-4	15-6	Douglas-26	Dydek-14	McWilliams-Frank-7	McWilliams-Frank-7	Jackson-20	8,952		
Jul 20	CHICAGO	W	86-	72	9-2	7-4	16-6	Douglas-19	McWilliams-Frank-8	Whalen-7	Whalen-7	Perkins-21	6,740		
Jul 22	@San Antonio	W	79-	61	9-2	8-4	17-6	Dydek-18	McWilliams-Frank-1	McWilliams-Frank-7	Whalen-7	Young-Malcolm-16	7,750		
Jul 24	@New York	W	89-	71	9-2	9-4	18-6	McWilliams-Frank-2	Dydek-10	Douglas-6	Douglas-6	Kraayeveld-22	8,412		
Jul 25	WASHINGTON	W	86-	73	10-2	9-4	19-6	Douglas-28	McWilliams-Frank-1	McWilliams-Frank-6	McWilliams-Frank-6	Milton-Jones-17	6,532		
Jul 28	SACRAMENTO	W	75-	68	11-2	9-4	20-6	Douglas-19	McWilliams-Frank-1	Douglas-6	Douglas-6	Powell-17	7,558		
Jul 30	SAN ANTONIO	W	72-	65	12-2	9-4	21-6	Jones-22	Jones-8	Carey-4	Carey-4	Young-Malcolm-15	7,452		
Aug 1	NEW YORK	W	66-	52	13-2	9-4	22-6	Jones-22	Dydek-8	Phillips-5	Phillips-5	Moore-16	7,152		
Aug 3	LOS ANGELES	W	72-	63	14-2	9-4	23-6	McWilliams-Frank-2	Jones-10	Phillips-5	Phillips-5	Leslie-18	8,672		
Aug 6	@Houston	W	86-	67	14-2	10-4	24-6	McWilliams-Frank-2	McWilliams-Frank-1	Whalen-9	Whalen-9	Swoopes-21	8,722		
Aug 8	@Chicago	W	85-	59	14-2	11-4	25-6	Douglas-19	McWilliams-Frank-1	Jones-5	Whalen-5	Ngoiyisa-11	3,522		
Aug 9	@Indiana	L	71-	63	14-2	12-4	26-6	Jones-21	McWilliams-Frank-1	Sales-5	Sales-5	Whitmore-16	7,362		
Aug 11	INDIANA	L	68-	87	14-3	12-4	26-7	Sales-17	McWilliams-Frank-5	Phillips-4	Phillips-4	DeForge-20	9,342		
Aug 13	@Detroit	L	65-	88	14-3	12-5	26-8	McWilliams-Frank-1	McWilliams-Frank-5	Dydek-3	Dydek-3	Nolan-19	11,552		

Sales-5 Phillips-3 Connecticut Sun / Final 2005





Connecticut Sun 2006 HIGH GAMES

PLAYER	MINUTES	FIELD GOALS	FREE THROWS	----- REBOUNDS -----			ASSISTS	STEALS	TURNOVERS	BLOCKED SHOTS	POINTS
				OFFENSIVE	DEFENSIVE	TOTAL					
AMBROSIA ANDERSON	1 JUN. 11 vs Wash.	0T	0T	0	2C JUN. 11 vs Wash.	2C JUN. 11 vs Wash.	0T	0	0	0T	0T
JESSICA BRUNGO	3 AUG. 13 at Det.	0	0	0	0	0	0	0	1 AUG. 11 vs Ind.	0	0
JAMIE CAREY	23 JUL. 15 at Sac.	5 AUG. 8 at Chi.	2T(2) JUL. 30 vs S.A.	1 JUL. 15 at Sac.	4 AUG. 3 vs L.A.	4 AUG. 3 vs L.A.	4 (2) JUL. 30 vs S.A.	1 (7) AUG. 13 at Det.	3T JUL. 15 at Sac.	0	13 AUG. 8 at Chi.
KATIE DOUGLAS	39 MAY. 27 vs Det.	10 JUN. 11 vs Wash.	9 (2) JUL. 25 vs Wash.	3 (3) JUN. 22 vs Minn.	6 (3) JUL. 1 at Ind.	8 JUL. 1 at Ind.	6 (2) JUL. 28 vs Sac.	4 (4) JUL. 8 vs Phoe.	6 (2) JUL. 15 at Sac.	1 (4) JUL. 30 vs S.A.	28 (2) JUL. 25 vs Wash.
MARGO DYDEK	37 JUL. 16 at Sea.	9 JUL. 22 at S.A.	5 (2) JUL. 25 vs Wash.	4 (2) JUN. 27 vs Hou.	12 (2) JUL. 16 at Sea.	15 JUN. 1 at Cha.	4 AUG. 6 at Hou.	4C JUL. 22 at S.A.	4 (2) JUN. 9 vs Sea.	7 JUN. 30 vs Det.	19 AUG. 6 at Hou.
ASJHA JONES	37 JUN. 9 vs Sea.	10 AUG. 1 vs N.Y.	8 JUL. 30 vs S.A.	6 AUG. 3 vs L.A.	8 JUN. 22 vs Minn.	11 (2) JUL. 8 vs Phoe.	5 AUG. 8 at Chi.	3T(2) AUG. 9 at Ind.	5 MAY. 27 vs Det.	2 (4) JUL. 30 vs S.A.	22 (2) AUG. 1 vs N.Y.
MEGAN MAHONEY	22C AUG. 13 at Det.	4C MAY. 20 vs N.Y.	4 AUG. 13 at Det.	2T JUL. 8 vs Phoe.	6C JUL. 22 at S.A.	6C JUL. 22 at S.A.	3C(2) AUG. 1 vs N.Y.	2T JUN. 7 at N.Y.	3C(3) AUG. 11 vs Ind.	1T JUL. 6 vs Cha.	9C MAY. 20 vs N.Y.
TAJ MCWILLIAMS-FRANKLIJUL.	39 AUG. 16 at Sea.	11 JUL. 24 at N.Y.	7 JUL. 8 vs Phoe.	9 JUN. 16 at Phoe.	11T(2) AUG. 6 at Hou.	17C JUN. 16 at Phoe.	7T(2) JUL. 22 at S.A.	3 (3) JUL. 25 vs Wash.	5 (3) JUN. 30 vs Det.	4 JUL. 6 vs Cha.	22 (2) AUG. 3 vs L.A.
ERIN PHILLIPS	30 (4) AUG. 8 at Chi.	6 JUL. 25 vs Wash.	5 MAY. 20 vs N.Y.	2 (3) JUL. 25 vs Wash.	4 (3) JUL. 25 vs Wash.	6 JUL. 25 vs Wash.	6 JUL. 20 vs Chi.	3 (3) AUG. 3 vs L.A.	4 JUN. 1 at Cha.	1T(2) AUG. 11 vs Ind.	19 JUL. 25 vs Wash.

PLAYER	MINUTES	FIELD GOALS	FREE THROWS	----- REBOUNDS -----			ASSISTS	STEALS	TURNOVERS	BLOCKED SHOTS	POINTS
				OFFENSIVE	DEFENSIVE	TOTAL					
BROOKE QUEENAN	4 AUG. 13 at Det.	0	2C AUG. 13 at Det.	0	0	0	0	0T	1 JUL. 22 at S.A.	0T	2T AUG. 13 at Det.
NYKESHA SALES	39 MAY. 27 vs Det.	9 JUN. 11 vs Wash.	5 (2) JUN. 16 at Phoe.	3 (2) JUN. 23 at Chi.	8 MAY. 20 vs N.Y.	10T MAY. 20 vs N.Y.	5 (3) AUG. 9 at Ind.	4 JUN. 27 vs Hou.	4 (2) JUN. 7 at N.Y.	2 (2) JUN. 27 vs Hou.	24 JUN. 11 vs Wash.
LAURA SUMMERTON	24C JUL. 1 at Ind.	5C JUN. 20 at Cha.	4C JUN. 11 vs Wash.	2T(3) JUN. 30 vs Det.	4T JUN. 20 at Cha.	5T JUN. 20 at Cha.	3C(2) JUN. 30 vs Det.	1T(3) AUG. 11 vs Ind.	4C JUL. 15 at Sac.	1C(2) JUL. 16 at Sea.	11C JUN. 20 at Cha.
LINDSAY WHALEN	35 JUL. 25 vs Wash.	6 (2) JUL. 28 vs Sac.	12 JUL. 6 vs Cha.	2 (2) AUG. 6 at Hou.	9 JUL. 1 at Ind.	10 JUL. 1 at Ind.	9 (2) AUG. 6 at Hou.	3 (2) JUL. 6 vs Cha.	6T JUL. 15 at Sac.	1 (2) JUL. 30 vs S.A.	20 JUL. 6 vs Cha.
LE'COE WILLINGHAM	20 AUG. 13 at Det.	4 (2) JUN. 30 vs S.A.	6 AUG. 8 at Chi.	2 (6) AUG. 13 at Det.	4 (3) AUG. 1 vs N.Y.	6 AUG. 1 vs N.Y.	3 (2) JUN. 20 at Cha.	2 (2) JUN. 11 vs Wash.	4 AUG. 13 at Det.	0	10 JUN. 20 at Cha.
SUN High Games	225 MAY. 27 vs Det.	38 JUN. 20 at Cha.	27 JUL. 25 vs Wash.	18 JUL. 8 vs Phoe.	36 AUG. 1 vs N.Y.	50 JUN. 22 vs Minn.	25 (2) JUL. 22 at S.A.	12 (2) JUN. 3 vs Cha.	26 JUL. 15 at Sac.	11 JUN. 30 vs Det.	92 JUL. 16 at Sea.
SUN Low Games	200 (33) AUG. 13 at Det.	22 JUN. 30 vs Det.	5 JUN. 20 at Cha.	4 (2) AUG. 6 at Hou.	14 JUN. 17 at L.A.	25 JUN. 17 at L.A.	14 (3) AUG. 13 at Det.	3 (3) AUG. 11 vs Ind.	8 AUG. 3 vs L.A.	1 (2) AUG. 8 at Chi.	63 JUL. 15 at Sac.
OPPONENTS High Games	225 MAY. 27 vs Det.	38 AUG. 13 at Det.	25 JUN. 16 at Phoe.	20 JUN. 17 at L.A.	36 MAY. 27 vs Det.	50 MAY. 27 vs Det.	23 (2) AUG. 11 vs Ind.	17 JUL. 15 at Sac.	23 MAY. 27 vs Det.	7 MAY. 27 vs Det.	91 JUN. 16 at Phoe.
OPPONENTS Low Games	200 (33) AUG. 13 at Det.	21 AUG. 1 vs N.Y.	3 AUG. 1 vs N.Y.	4 JUN. 20 at Cha.	16 JUN. 1 at Cha.	24 (2) JUN. 20 at Cha.	9 JUN. 27 vs Hou.	4 (5) AUG. 8 at Chi.	6 JUN. 22 vs Minn.	0 (2) JUL. 28 vs Sac.	52 AUG. 1 vs N.Y.

"C" indicates a new career-high, "T" a tied career-high.

Numbers in parentheses indicate the number of games in which a player or team has reached a given total (if more than one).







(26-8)

CONNECTICUT SUN

Final 2005 Regular Season

PLAYER	G	GS	MIN	-FIELD GOALS-			-3-POINT FG--			-FREE THROWS-			--REBOUNDS--				PF	DQ	STL	TO	BLK	PTS	AVG
				FG	FGA	PCT	FG	FGA	PCT	FT	FTA	PCT	OFF	DEF	TOT	AST							
Sales	34	34	1074	201	482	.417	49	116	.422	81	108	.750	36	88	124	74	96	0	61	64	10	532	15.6
McWilliams-Frank	34	34	1083	180	364	.495	4	18	.222	107	136	.787	78	170	248	65	80	1	37	59	25	471	13.9
Whalen	34	34	1047	135	290	.466	16	46	.348	125	156	.801	29	99	128	172	90	0	42	89	2	411	12.1
Douglas	32	32	998	119	288	.413	31	110	.282	82	106	.774	45	85	130	94	57	0	48	54	4	351	11.0
Jones	33	4	705	133	275	.484	2	5	.400	33	56	.589	54	67	121	40	70	0	10	51	7	301	9.1
Dydek	31	30	671	87	162	.537	1	2	.500	50	65	.769	27	168	195	38	62	0	8	47	71	225	7.3
Wyckoff	34	1	596	35	88	.398	22	52	.423	13	20	.650	25	70	95	35	82	0	13	28	9	105	3.1
Willingham	18	0	91	7	17	.412	0	0	---	10	20	.500	10	7	17	3	16	0	2	14	0	24	1.3
Carey	15	0	85	7	19	.368	4	13	.308	0	0	---	2	4	6	7	9	0	2	4	0	18	1.2
Summerton	11	0	43	3	9	.333	0	0	---	4	5	.800	5	5	10	3	11	0	2	4	0	10	0.9
Derevjanik	34	1	359	8	22	.364	1	7	.143	7	16	.438	10	20	30	40	47	0	11	26	2	24	0.7
Bruno	12	0	48	1	9	.111	0	4	.000	0	0	---	1	5	6	2	4	0	0	2	0	2	0.2
SUN	34	-	6800	916	2025	.452	130	373	.349	512	688	.744	322	788	1110	573	624	1	236	452	130	2474	72.8
OPPONENTS	34	-	6800	835	2100	.398	122	400	.305	452	599	.755	350	728	1078	495	675	8	258	442	79	2244	66.0

PLAYER	-- SINGLE-GAME HIGHS --							----- AVERAGE PER GAME -----							----- AVERAGE PER 40 MINUTES -----						
	MIN	REB	AST	ST	TO	BL	PTS	MIN	REB	AST	STL	TO	BLK	PTS	REB	AST	PF	STL	TO	BLK	PTS
Sales	37	9	4	5	5	3	26	31.6	3.6	2.2	1.79	1.9	0.29	15.6	4.6	2.8	3.6	2.27	2.4	0.37	19.8
McWilliams-Frank	38	14	4	3	4	2	25	31.9	7.3	1.9	1.09	1.7	0.74	13.9	9.2	2.4	3.0	1.37	2.2	0.92	17.4
Whalen	37	9	8	4	6	1	28	30.8	3.8	5.1	1.24	2.6	0.06	12.1	4.9	6.6	3.4	1.60	3.4	0.08	15.7
Douglas	37	9	6	5	5	2	22	31.2	4.1	2.9	1.50	1.7	0.13	11.0	5.2	3.8	2.3	1.92	2.2	0.16	14.1
Jones	33	9	4	2	4	1	22	21.4	3.7	1.2	0.30	1.5	0.21	9.1	6.9	2.3	4.0	0.57	2.9	0.40	17.1
Dydek	32	14	4	1	4	9	17	21.6	6.3	1.2	0.26	1.5	2.29	7.3	11.6	2.3	3.7	0.48	2.8	4.23	13.4
Wyckoff	35	9	3	2	3	1	10	17.5	2.8	1.0	0.38	0.8	0.26	3.1	6.4	2.3	5.5	0.87	1.9	0.60	7.0
Willingham	12	3	1	1	3	0	7	5.1	0.9	0.2	0.11	0.8	0.00	1.3	7.5	1.3	7.0	0.88	6.2	0.00	10.5
Carey	15	1	2	1	1	0	5	5.7	0.4	0.5	0.13	0.3	0.00	1.2	2.8	3.3	4.2	0.94	1.9	0.00	8.5
Summerton	9	5	1	1	2	0	4	3.9	0.9	0.3	0.18	0.4	0.00	0.9	9.3	2.8	10.2	1.86	3.7	0.00	9.3
Derevjanik	30	5	3	1	6	1	4	10.6	0.9	1.2	0.32	0.8	0.06	0.7	3.3	4.5	5.2	1.23	2.9	0.22	2.7
Bruno	18	2	1	0	2	0	2	4.0	0.5	0.2	0.00	0.2	0.00	0.2	5.0	1.7	3.3	0.00	1.7	0.00	1.7
SUN	200	43	25	11	24	10	90	200.0	32.6	16.9	6.94	13.3	3.82	72.8	32.6	16.9	18.4	6.94	13.3	3.82	72.8
OPPONENTS	200	47	23	19	19	6	95	200.0	31.7	14.6	7.59	13.0	2.32	66.0	31.7	14.6	19.9	7.59	13.0	2.32	66.0

CONNECTICUT SUN

Date	Opponent	Team/Opp	Home	Road	Total	High Scoring	High Rebounds	High Assists	Opponent Scoring	Atten.
May 21	@Detroit	L 67- 78	0-0	0-1	0-1	McWilliams-Frank-2	McWilliams-Frank-1	Whalen-7	Braxton-18	9,245
May 22	@Washington	W 69- 67	0-0	1-1	1-1	Douglas-16	McWilliams-Frank-6	Whalen-4	Melvin-15	11,166
May 28	PHOENIX	W 85- 68	1-0	1-1	2-1	McWilliams-Frank-2	McWilliams-Frank-9	Whalen-6	DeForge-20	9,341
Jun 4	SAN ANTONIO	W 80- 69	2-0	1-1	3-1	Dydek-15	Jones-7	Douglas-6	Thomas-17	6,252
						Douglas-15		Whalen-6		
						McWilliams-Frank-1				
Jun 7	SEATTLE	W 81- 69	3-0	1-1	4-1	Douglas-20	Dydek-14	Whalen-8	Jackson-20	7,080
Jun 10	@Houston	W 77- 57	3-0	2-1	5-1	Sales-21	Dydek-12	Whalen-6	Swoopes-15	5,736
Jun 11	@San Antonio	W 78- 69	3-0	3-1	6-1	McWilliams-Frank-1	Douglas-9	Whalen-6	Ferdinand-Harris-1	9,772
						McWilliams-Frank-9				
Jun 18	DETROIT	W 73- 63	4-0	3-1	7-1	Sales-17	McWilliams-Frank-1	Whalen-6	Jones-11	7,427
Jun 20	@Los Angeles	W 90- 70	4-0	4-1	8-1	Sales-26	Dydek-10	Douglas-6	Holdslaw-23	7,246
								Whalen-6		
Jun 22	@Seattle	L 86- 95	4-0	4-2	8-2	McWilliams-Frank-2	Dydek-5	Whalen-6	Lennox-29	8,120
						McWilliams-Frank-5				
						Whalen-5				
Jun 24	@Sacramento	W 61- 50	4-0	5-2	9-2	McWilliams-Frank-1	McWilliams-Frank-1	Whalen-5	Walker-16	10,067
Jun 25	@Phoenix	W 77- 69	4-0	6-2	10-2	Sales-22	Wyckoff-9	Sales-3	Taurasi-28	8,091
								Wyckoff-3		
Jun 28	SACRAMENTO	W 70- 66	5-0	6-2	11-2	Sales-19	McWilliams-Frank-7	Whalen-5	Griffith-16	6,789
									Walker-16	
Jun 30	MINNESOTA	W 71- 56	6-0	6-2	12-2	Sales-18	McWilliams-Frank-9	Whalen-6	Smith-11	6,869
Jul 7	@New York	L 79- 89	6-0	6-3	12-3	Whalen-24	McWilliams-Frank-8	Whalen-5	Wauters-23	8,386
Jul 13	@Indiana	L 53- 64	6-0	6-4	12-4	Sales-15	Douglas-7	Whalen-4	Catchings-18	8,799
Jul 15	HOUSTON	W 70- 66	7-0	6-4	13-4	Sales-22	Dydek-7	Whalen-5	Swoopes-21	7,001
Jul 17	@Minnesota	W 72- 53	7-0	7-4	14-4	Dydek-17	Dydek-8	Douglas-4	Lassiter-11	9,011
								Dydek-4	Smith-11	
Jul 19	@Charlotte	W 64- 55	7-0	8-4	15-4	Douglas-15	Dydek-11	Whalen-6	Feaster-14	10,378
Jul 20	@Detroit	L 57- 66	7-0	8-5	15-5	Sales-17	McWilliams-Frank-1	Sales-3	Jones-14	14,932
								Wyckoff-3	Nolan-14	
								Whalen-3		
Jul 22	CHARLOTTE	W 73- 63	8-0	8-5	16-5	Sales-21	Sales-8	Whalen-7	Staley-15	6,571
Jul 26	INDIANA	W 68- 55	9-0	8-5	17-5	Sales-19	Dydek-12	Whalen-5	Bevilaqua-19	5,711
Jul 28	NEW YORK	W 73- 70	10-0	8-5	18-5	Sales-21	Jones-6	Whalen-6	Wauters-19	6,271
								Douglas-6		
								McWilliams-Frank-6		
Jul 30	DETROIT	L 66- 75	10-1	8-5	18-6	Dydek-16	Dydek-9	Douglas-4	Nolan-19	8,401
Aug 2	@New York	W 72- 65	10-1	9-5	19-6	McWilliams-Frank-1	McWilliams-Frank-7	Whalen-6	Hammon-17	9,498
Aug 6	@Indiana	W 74- 65	10-1	10-5	20-6	Sales-26	McWilliams-Frank-1	Whalen-6	Catchings-17	9,370
Aug 9	LOS ANGELES	W 64- 51	11-1	10-5	21-6	Douglas-22	Douglas-8	Whalen-6	Leslie-20	7,575
Aug 11	@Washington	W 80- 65	11-1	11-5	22-6	Sales-20	McWilliams-Frank-1	Douglas-4	Beard-18	6,664
								Whalen-4		
Aug 14	WASHINGTON	W 80- 77	12-1	11-5	23-6	Sales-17	McWilliams-Frank-7	Douglas-5	Smith-Taylor-17	7,412
Aug 18	CHARLOTTE	W 84- 70	13-1	11-5	24-6	Whalen-28	McWilliams-Frank-1	Whalen-6	Smith-15	6,003
Aug 20	NEW YORK	L 58- 64	13-2	11-5	24-7	Whalen-22	McWilliams-Frank-1	Sales-3	Kraayeveld-14	8,304
								Whalen-3		
Aug 23	INDIANA	L 63- 69	13-3	11-5	24-8	McWilliams-Frank-1	McWilliams-Frank-4	Whalen-5	Catchings-18	5,596
Aug 26	WASHINGTON	W 81- 47	14-3	11-5	25-8	Sales-20	Dydek-11	Whalen-4	Milton-Jones-11	9,341
Aug 27	@Charlotte	W 78- 69	14-3	12-5	26-8	Jones-22	Jones-9	Whalen-4	Sam-21	8,501





Connecticut Sun 2005 HIGH GAMES

PLAYER	MINUTES	FIELD GOALS	FREE THROWS	----- REBOUNDS -----			ASSISTS	STEALS	TURNOVERS	BLOCKED SHOTS	POINTS
				OFFENSIVE	DEFENSIVE	TOTAL					
JESSICA BRUNGO	18T AUG. 27 at Cha.	1 JUL. 7 at N.Y.	0	1T AUG. 27 at Cha.	2 (2) AUG. 26 vs Wash.	2 (2) AUG. 26 vs Wash.	1 (2) AUG. 27 at Cha.	0	2T AUG. 27 at Cha.	0	2 JUL. 7 at N.Y.
JAMIE CAREY	15 AUG. 27 at Cha.	2 AUG. 26 vs Wash.	0	1 (2) AUG. 26 vs Wash.	1 (4) AUG. 27 at Cha.	1 (6) AUG. 27 at Cha.	2 AUG. 27 at Cha.	1 (2) AUG. 14 vs Wash.	1 (4) AUG. 27 at Cha.	0	5 AUG. 26 vs Wash.
JEN DEREVJANIK	30 AUG. 27 at Cha.	2 JUN. 28 vs Sac.	2 (2) AUG. 11 at Wash.	2T(2) AUG. 23 vs Ind.	4 AUG. 27 at Cha.	5 AUG. 27 at Cha.	3 (6) AUG. 26 vs Wash.	1 (11) AUG. 27 at Cha.	6C AUG. 27 at Cha.	1 (2) JUN. 10 at Hou.	4 (2) AUG. 11 at Wash.
KATIE DOUGLAS	37 JUL. 22 vs Cha.	8 JUN. 7 vs Sea.	12 AUG. 9 vs L.A.	6T JUN. 24 at Sac.	7 (2) AUG. 9 vs L.A.	9 JUN. 11 at S.A.	6 (2) JUN. 20 at L.A.	5T JUL. 22 vs Cha.	5 (2) AUG. 14 vs Wash.	2 AUG. 14 vs Wash.	22 AUG. 9 vs L.A.
MARGO DYDEK	32 JUL. 17 at Minn.	8 JUL. 17 at Minn.	6 (2) JUL. 30 vs Det.	3 (3) AUG. 9 vs L.A.	12 JUL. 26 vs Ind.	14 JUN. 7 vs Sea.	4 (2) JUL. 17 at Minn.	1 (8) AUG. 20 vs N.Y.	4 AUG. 9 vs L.A.	9 JUN. 4 vs S.A.	17 JUL. 17 at Minn.
ASJHA JONES	33 (2) AUG. 18 vs Cha.	9 AUG. 27 at Cha.	4 (2) AUG. 27 at Cha.	5 JUL. 20 at Det.	6 JUN. 4 vs S.A.	9 (2) AUG. 27 at Cha.	4 AUG. 18 vs Cha.	2 JUN. 10 at Hou.	4 (2) AUG. 27 at Cha.	1 (7) AUG. 18 vs Cha.	22 AUG. 27 at Cha.
TAJ MCWILLIAMS-FRANKLIN	38 JUN. 25 at Phoe.	10 (2) MAY. 28 vs Phoe.	11C JUL. 30 vs Det.	6 JUN. 24 at Sac.	9 AUG. 11 at Wash.	14 JUN. 24 at Sac.	4 (5) AUG. 18 vs Cha.	3 (5) JUL. 22 vs Cha.	4 JUN. 18 vs Det.	2 (6) AUG. 14 vs Wash.	25 (2) MAY. 28 vs Phoe.
NYKESHA SALES	37 AUG. 9 vs L.A.	11 JUN. 20 at L.A.	6 (2) AUG. 11 at Wash.	3 JUL. 22 vs Cha.	7 MAY. 21 at Det.	9 MAY. 21 at Det.	4 (6) JUL. 26 vs Ind.	5 JUL. 28 vs N.Y.	5 (3) AUG. 14 vs Wash.	3C JUL. 17 at Minn.	26 (2) AUG. 6 at Ind.
LAURA SUMMERTON	9 JUL. 22 vs Cha.	2 JUL. 22 vs Cha.	2 JUN. 20 at L.A.	2T JUL. 17 at Minn.	4T AUG. 27 at Cha.	5T AUG. 27 at Cha.	1 (3) AUG. 27 at Cha.	1T(2) AUG. 11 at Wash.	2 AUG. 27 at Cha.	0	4 JUL. 22 vs Cha.

Connecticut Sun 2005 HIGH GAMES

PLAYER	MINUTES	FIELD GOALS	FREE THROWS	----- REBOUNDS -----			ASSISTS	STEALS	TURNOVERS	BLOCKED SHOTS	POINTS
				OFFENSIVE	DEFENSIVE	TOTAL					
LINDSAY WHALEN	37 JUN. 24 at Sac.	9 AUG. 18 vs Cha.	12 JUN. 25 at Phoe.	3 (2) AUG. 20 vs N.Y.	7 JUN. 18 vs Det.	9 JUN. 18 vs Det.	8 JUN. 7 vs Sea.	4 (2) AUG. 18 vs Cha.	6T(2) AUG. 6 at Ind.	1 (2) JUL. 19 at Cha.	28 AUG. 18 vs Cha.
LE'COE WILLINGHAM	12 AUG. 27 at Cha.	3 AUG. 26 vs Wash.	2 (2) AUG. 18 vs Cha.	3 AUG. 26 vs Wash.	2 JUL. 17 at Minn.	3 (4) AUG. 27 at Cha.	1 (3) AUG. 26 vs Wash.	1 (2) AUG. 27 at Cha.	3 JUN. 10 at Hou.	0	7 AUG. 26 vs Wash.
BROOKE WYCKOFF	35 JUN. 25 at Phoe.	4 JUN. 11 at S.A.	2 (6) AUG. 27 at Cha.	2 (4) JUL. 7 at N.Y.	7 JUN. 25 at Phoe.	9 JUN. 25 at Phoe.	3 (5) JUL. 20 at Det.	2 (2) AUG. 20 vs N.Y.	3 (2) JUL. 19 at Cha.	1 (9) AUG. 27 at Cha.	10 (2) AUG. 14 vs Wash.
SUN High Games	200 (34) AUG. 27 at Cha.	35 JUN. 20 at L.A.	32 JUN. 25 at Phoe.	16 (2) JUN. 24 at Sac.	31 (4) AUG. 27 at Cha.	43 AUG. 26 vs Wash.	25 JUN. 4 vs S.A.	11 JUL. 28 vs N.Y.	24 JUL. 13 at Ind.	10 JUN. 4 vs S.A.	90 JUN. 20 at L.A.
SUN Low Games	200 (34) AUG. 27 at Cha.	16 JUL. 30 vs Det.	5 (3) AUG. 23 vs Ind.	3 JUL. 26 vs Ind.	12 AUG. 23 vs Ind.	19 AUG. 23 vs Ind.	10 (2) AUG. 6 at Ind.	1 (2) JUL. 7 at N.Y.	6 JUN. 22 at Sea.	1 (7) AUG. 23 vs Ind.	53 JUL. 13 at Ind.
OPPONENTS High Games	200 (34) AUG. 27 at Cha.	35 JUN. 22 at Sea.	23 AUG. 27 at Cha.	21 JUN. 18 vs Det.	32 (2) JUL. 20 at Det.	47 MAY. 21 at Det.	23 MAY. 21 at Det.	19 JUL. 13 at Ind.	19 JUN. 24 at Sac.	6 JUN. 25 at Phoe.	95 JUN. 22 at Sea.
OPPONENTS Low Games	200 (34) AUG. 27 at Cha.	17 JUL. 17 at Minn.	5 (2) AUG. 14 vs Wash.	5 (2) JUL. 19 at Cha.	16 JUL. 7 at N.Y.	21 JUL. 7 at N.Y.	4 JUN. 24 at Sac.	1 JUN. 22 at Sea.	4 JUL. 7 at N.Y.	0 (3) AUG. 20 vs N.Y.	47 AUG. 26 vs Wash.

"C" indicates a new career-high, "T" a tied career-high.

Numbers in parentheses indicate the number of games in which a player or team has reached a given total (if more than one).







(18-16)

CONNECTICUT SUN

Final 2004 Regular Season

PLAYER	G	GS	-FIELD GOALS-			-3-POINT FG--			-FREE THROWS-			--REBOUNDS--				PF	DQ	STL	TO	BLK	PTS	AVG	
			MIN	FG	FGA	PCT	FG	FGA	PCT	FT	FTA	PCT	OFF	DEF	TOT								AST
Sales	34	34	1096	210	486	.432	41	129	.318	56	77	.727	33	102	135	97	98	0	75	76	8	517	15.2
McWilliams-Frank	34	34	1133	168	352	.477	0	12	.000	77	128	.602	83	161	244	63	96	1	48	73	45	413	12.1
Douglas	34	34	1120	125	321	.389	53	153	.346	61	77	.792	33	99	132	90	73	0	50	52	13	364	10.7
Palmer	33	33	786	108	253	.427	13	41	.317	68	85	.800	47	135	182	30	77	0	23	40	5	297	9.0
Whalen	31	30	946	83	183	.454	20	57	.351	89	122	.730	21	69	90	148	72	0	39	94	0	275	8.9
Jones	34	1	699	96	239	.402	2	6	.333	41	48	.854	51	67	118	39	82	0	20	53	18	235	6.9
Willingham	23	0	175	24	38	.632	0	1	.000	20	26	.769	22	21	43	7	16	0	8	12	2	68	3.0
Futrell	20	0	144	11	38	.289	7	17	.412	13	16	.813	7	12	19	10	20	0	5	7	1	42	2.1
Black	31	4	347	26	56	.464	0	1	.000	3	4	.750	13	23	36	47	35	0	19	15	0	55	1.8
Brungo	33	0	314	18	59	.305	10	38	.263	4	5	.800	10	27	37	27	21	0	4	12	4	50	1.5
Derevjanik	23	0	140	7	26	.269	3	12	.250	2	2	1.000	1	8	9	14	20	0	8	10	0	19	0.8
SUN	34	-	6900	876	2051	.427	149	467	.319	434	590	.736	321	724	1045	572	610	1	299	462	96	2335	68.7
OPPONENTS	34	-	6900	858	1996	.430	145	384	.378	443	599	.740	306	757	1063	565	627	4	239	492	113	2304	67.8

PLAYER	-- SINGLE-GAME HIGHS --								----- AVERAGE PER GAME -----								----- AVERAGE PER 40 MINUTES -----							
	MIN	REB	AST	ST	TO	BL	PTS	MIN	REB	AST	STL	TO	BLK	PTS	REB	AST	PF	STL	TO	BLK	PTS			
Sales	42	10	8	6	6	2	28	32.2	4.0	2.9	2.21	2.2	0.24	15.2	4.9	3.5	3.6	2.74	2.8	0.29	18.9			
McWilliams-Frank	42	14	4	4	5	4	22	33.3	7.2	1.9	1.41	2.1	1.32	12.1	8.6	2.2	3.4	1.69	2.6	1.59	14.6			
Douglas	39	8	7	5	6	1	25	32.9	3.9	2.6	1.47	1.5	0.38	10.7	4.7	3.2	2.6	1.79	1.9	0.46	13.0			
Palmer	32	11	4	3	3	2	21	23.8	5.5	0.9	0.70	1.2	0.15	9.0	9.3	1.5	3.9	1.17	2.0	0.25	15.1			
Whalen	39	7	13	5	6	0	21	30.5	2.9	4.8	1.26	3.0	0.00	8.9	3.8	6.3	3.0	1.65	4.0	0.00	11.6			
Jones	35	10	7	2	6	2	16	20.6	3.5	1.1	0.59	1.6	0.53	6.9	6.8	2.2	4.7	1.14	3.0	1.03	13.4			
Willingham	20	6	2	2	1	12	7.6	1.9	0.3	0.35	0.5	0.09	3.0	9.8	1.6	3.7	1.83	2.7	0.46	15.5				
Futrell	19	4	4	2	2	1	8	7.2	1.0	0.5	0.25	0.3	0.05	2.1	5.3	2.8	5.6	1.39	1.9	0.28	11.7			
Black	22	4	3	3	3	0	6	11.2	1.2	1.5	0.61	0.5	0.00	1.8	4.1	5.4	4.0	2.19	1.7	0.00	6.3			
Brungo	18	4	3	1	2	1	6	9.5	1.1	0.8	0.12	0.4	0.12	1.5	4.7	3.4	2.7	0.51	1.5	0.51	6.4			
Derevjanik	30	3	3	2	0	6	6	6.1	0.4	0.6	0.35	0.4	0.00	0.8	2.6	4.0	5.7	2.29	2.9	0.00	5.4			
SUN	225	43	22	15	23	5	83	202.9	30.7	16.8	8.79	13.6	2.82	68.7	30.3	16.6	17.7	8.67	13.4	2.78	67.7			
OPPONENTS	225	43	23	12	26	8	85	202.9	31.3	16.6	7.03	14.5	3.32	67.8	30.8	16.4	18.2	6.93	14.3	3.28	66.8			

CONNECTICUT SUN	Date	Opponent	Team/Opp	Home	Road	Total	High Scoring	High Rebounds	High Assists	Opponent Scoring	Atten.
May 22	PHOENIX	L 58- 65	0-1	0-0	0-1	McWilliams-Frank-1	Palmer-10	Black-3	McWilliams-Frank-3	Taurasi-26	9,341
May 25	HOUSTON	L 57- 68	0-2	0-0	0-2	Douglas-21	Douglas-8	Whalen-5	Whalen-3	Thompson-17	3,846
May 27	LOS ANGELES	W 82- 73	1-2	0-0	1-2	Douglas-25	McWilliams-Frank-9	Douglas-7	Whalen-7	Swoopes-17	5,136
Jun 3	CHARLOTTE	W 71- 62	2-2	0-0	2-2	Sales-20	Douglas-7	Douglas-6	Whalen-3	Mabika-21	4,312
Jun 4	@Washington	W 72- 63	2-2	1-0	3-2	Palmer-21	Palmer-10	Whalen-6	Whalen-3	Holdsclaw-25	13,246
Jun 6	DETROIT	L 73- 74	2-3	1-0	3-3	McWilliams-Frank-1	McWilliams-Frank-7	Sales-4	Whalen-3	Cash-20	7,028
Jun 9	@Phoenix	L 59- 75	2-3	1-1	3-4	Sales-23	Jones-5	McWilliams-Frank-3	Whalen-3	Taurasi-17	6,241
Jun 11	@Seattle	L 63- 68	2-3	1-2	3-5	Douglas-13	McWilliams-Frank-1	Futrell-4	Whalen-3	Jackson-22	7,012
Jun 12	@Sacramento	W 83- 76	2-3	2-2	4-5	Sales-22	McWilliams-Frank-1	Sales-5	Whalen-3	Smith-15	7,770
Jun 14	@Los Angeles	L 74- 76 (OT)	2-3	2-3	4-6	Sales-19	McWilliams-Frank-5	Sales-5	Whalen-3	Teasley-17	8,862
Jun 18	CHARLOTTE	L 58- 63 (OT)	2-4	2-3	4-7	Sales-19	Palmer-10	Douglas-3	Whalen-3	Feaster-14	5,283
Jun 20	WASHINGTON	W 75- 65	3-4	2-3	5-7	McWilliams-Frank-1	McWilliams-Frank-8	Whalen-5	Whalen-3	Holdsclaw-20	5,298
Jun 22	@Indiana	W 63- 58	3-4	3-3	6-7	McWilliams-Frank-1	McWilliams-Frank-1	Whalen-7	Whalen-3	Catchings-19	6,126
Jun 25	DETROIT	W 71- 67 (OT)	4-4	3-3	7-7	Sales-22	McWilliams-Frank-1	Whalen-10	Whalen-3	Cash-22	6,702
Jun 27	@Detroit	W 74- 72	4-4	4-3	8-7	Sales-19	Douglas-8	Whalen-13	Whalen-3	Cash-20	8,381
Jun 30	WASHINGTON	W 78- 69	5-4	4-3	9-7	McWilliams-Frank-1	Jones-10	Whalen-7	Whalen-3	Holdsclaw-21	6,069
Jul 6	INDIANA	W 79- 77 (OT)	6-4	4-3	10-7	Sales-21	McWilliams-Frank-5	Whalen-10	Whalen-3	Catchings-24	5,388
Jul 9	SACRAMENTO	L 70- 85	6-5	4-3	10-8	McWilliams-Frank-1	Palmer-8	Whalen-5	Whalen-3	Lawson-21	6,771
Jul 11	@Indiana	W 65- 61	6-5	5-3	11-8	Whalen-13	Palmer-6	Sales-4	Whalen-3	Catchings-20	6,748
Jul 14	@Minnesota	L 63- 66	6-5	5-4	11-9	Whalen-18	McWilliams-Frank-1	Douglas-5	Whalen-3	Ohlde-21	16,227
Jul 15	@San Antonio	L 67- 78	6-5	5-5	11-10	McWilliams-Frank-2	McWilliams-Frank-6	Whalen-7	Whalen-3	Thomas-23	7,939
Jul 17	@Houston	L 56- 72	6-5	5-6	11-11	Sales-19	Sales-7	Whalen-4	Whalen-3	Thompson-18	7,803
Jul 21	@Detroit	W 78- 68	6-5	6-6	12-11	McWilliams-Frank-1	Palmer-11	Sales-5	Whalen-3	Nolan-20	13,891
Jul 22	MINNESOTA	L 52- 68	6-6	6-6	12-12	Palmer-10	Palmer-6	Whalen-4	Whalen-3	Smith-27	7,118
Jul 24	SAN ANTONIO	W 69- 55	7-6	6-6	13-12	Sales-26	Jones-9	Whalen-7	Whalen-3	Johnson-15	7,233
Jul 30	@Washington	L 68- 69	7-6	6-7	13-13	Sales-23	Whalen-7	Sales-8	Whalen-3	Beard-14	11,021
Jul 31	New York	L 66- 80	7-6	6-8	13-14	Sales-18	McWilliams-Frank-7	McWilliams-Frank-4	Whalen-3	Hammon-24	5,945
Sep 1	@Charlotte	L 55- 62	7-6	6-9	13-15	Whalen-14	McWilliams-Frank-8	Sales-4	Whalen-3	Staley-12	5,216
Sep 3	NEW YORK	W 61- 43	8-6	6-9	14-15	Douglas-13	McWilliams-Frank-6	Whalen-6	Whalen-3	Baranova-9	7,519
Sep 10	@New York	W 77- 66	8-6	7-9	15-15	Whalen-21	McWilliams-Frank-7	Douglas-6	Whalen-3	Hammon-17	5,945
Sep 12	SEATTLE	W 71- 64	9-6	7-9	16-15	Douglas-21	McWilliams-Frank-1	Whalen-5	Whalen-3	Jackson-24	9,341
Sep 15	@Charlotte	W 81- 67	9-6	8-9	17-15	Sales-28	McWilliams-Frank-1	Douglas-5	Whalen-3	Sutton-Brown-22	8,286
Sep 17	NEW YORK	L 66- 69	9-7	8-9	17-16	Whalen-16	Sales-8	McWilliams-Frank-4	Whalen-3	Robinson-22	8,286
Sep 19	INDIANA	W 80- 60	10-7	8-9	18-16	Jones-16	McWilliams-Frank-8	Black-3	Whalen-3	Catchings-30	8,132





Connecticut Sun 2004 HIGH GAMES

PLAYER	MINUTES	FIELD GOALS	FREE THROWS	----- OFFENSIVE	REBOUNDS DEFENSIVE	----- TOTAL	ASSISTS	STEALS	TURNOVERS	BLOCKED SHOTS	POINTS
DEBBIE BLACK	22 JUN. 11 at Sea.	3 JUL. 31 at N.Y.	1 (3) SEP. 19 vs Ind.	3 JUL. 15 at S.A.	3 (3) SEP. 19 vs Ind.	4 JUN. 11 at Sea.	3 (7) SEP. 19 vs Ind.	3 JUL. 31 at N.Y.	3 (2) SEP. 19 vs Ind.	0	6 JUL. 31 at N.Y.
JESSICA BRUNGO	18T SEP. 19 vs Ind.	2C (2) SEP. 12 vs Sea.	2C SEP. 19 vs Ind.	1T (10) SEP. 17 vs N.Y.	3C (3) SEP. 1 at Cha.	4C MAY. 22 vs Phoe.	3C JUN. 22 at Ind.	1C (4) SEP. 3 vs N.Y.	2T JUN. 20 vs Wash.	1C (4) SEP. 3 vs N.Y.	6C JUN. 25 vs Det.
JEN DEREVJANIK	30 JUN. 14 at L.A.	2 (2) JUN. 14 at L.A.	2 JUN. 14 at L.A.	1 JUN. 12 at Sac.	3 JUN. 14 at L.A.	3 JUN. 14 at L.A.	3 (3) JUN. 14 at L.A.	3T JUN. 14 at L.A.	2 (3) JUN. 20 vs Wash.	0	6 (2) JUN. 14 at L.A.
KATIE DOUGLAS	39 JUN. 25 vs Det.	8 SEP. 12 vs Sea.	7 MAY. 27 vs L.A.	2 (11) SEP. 1 at Cha.	7 (2) JUN. 27 at Det.	8 (2) JUN. 27 at Det.	7 MAY. 27 vs L.A.	5T SEP. 3 vs N.Y.	6 (2) JUL. 24 vs S.A.	1 (13) SEP. 17 vs N.Y.	25 MAY. 27 vs L.A.
CANDACE FUTRELL	19C JUN. 11 at Sea.	3C JUN. 11 at Sea.	6C SEP. 19 vs Ind.	3C JUL. 9 vs Sac.	3C JUL. 15 at S.A.	4C JUN. 11 at Sea.	4C JUN. 11 at Sea.	2C JUN. 30 vs Wash.	2C (2) JUL. 14 at Minn.	1C JUL. 14 at Minn.	8C JUN. 11 at Sea.
ASJHA JONES	35 JUN. 25 vs Det.	7 JUN. 25 vs Det.	8 SEP. 19 vs Ind.	6 JUL. 14 at Minn.	7 JUN. 30 vs Wash.	10 JUN. 30 vs Wash.	7C JUL. 24 vs S.A.	2 (5) SEP. 10 at N.Y.	6 JUN. 25 vs Det.	2 (2) JUL. 17 at Hou.	16 SEP. 19 vs Ind.
TAJ MCWILLIAMS-FRANKLI	42 JUN. 25 vs Det.	9 (2) JUL. 15 at S.A.	5 (4) SEP. 15 at Cha.	7 JUN. 22 at Ind.	10 JUL. 14 at Minn.	14 (2) JUL. 14 at Minn.	4 (3) SEP. 17 vs N.Y.	4 (2) JUL. 15 at S.A.	5 (2) SEP. 12 vs Sea.	4 MAY. 27 vs L.A.	22 JUL. 15 at S.A.
WENDY PALMER	32 JUN. 14 at L.A.	8 JUN. 4 at Wash.	6 JUN. 27 at Det.	5 MAY. 25 vs Hou.	9 (2) JUN. 4 at Wash.	11 JUL. 21 at Det.	4 SEP. 17 vs N.Y.	3 JUN. 6 vs Det.	3 (2) JUL. 14 at Minn.	2 JUL. 15 at S.A.	21 JUN. 4 at Wash.
NYKESHA SALES	42 JUN. 14 at L.A.	12 SEP. 15 at Cha.	6 SEP. 19 vs Ind.	3 JUL. 31 at N.Y.	8 JUN. 25 vs Det.	10T JUN. 25 vs Det.	8C JUL. 30 at Wash.	6T (3) SEP. 12 vs Sea.	6T SEP. 12 vs Sea.	2 SEP. 12 vs Sea.	28 SEP. 15 at Cha.

Connecticut Sun 2004 HIGH GAMES

PLAYER	MINUTES	FIELD GOALS	FREE THROWS	----- OFFENSIVE	REBOUNDS DEFENSIVE	----- TOTAL	ASSISTS	STEALS	TURNOVERS	BLOCKED SHOTS	POINTS
LINDSAY WHALEN	39 JUN. 25 vs Det.	8 SEP. 10 at N.Y.	10 JUN. 30 vs Wash.	2 (6) JUL. 31 at N.Y.	7 JUL. 24 vs S.A.	7 (2) JUL. 30 at Wash.	13 JUN. 27 at Det.	5T SEP. 19 vs Ind.	6T (2) SEP. 1 at Cha.	0	21 SEP. 10 at N.Y.
LE'COE WILLINGHAM	20 JUL. 22 vs Minn.	6 JUL. 21 at Det.	6 SEP. 19 vs Ind.	4 JUL. 22 vs Minn.	2 (5) SEP. 19 vs Ind.	6 JUL. 22 vs Minn.	2 JUL. 21 at Det.	2 (2) SEP. 12 vs Sea.	2 (3) SEP. 17 vs N.Y.	1 (2) SEP. 17 vs N.Y.	12 JUL. 21 at Det.
SUN High Games	225 (4) JUL. 6 vs Ind.	32 SEP. 15 at Cha.	35 SEP. 19 vs Ind.	17 JUL. 14 at Minn.	32 JUN. 25 vs Det.	43 JUN. 25 vs Det.	22 (2) JUN. 25 vs Det.	15 JUN. 14 at L.A.	23 JUL. 24 vs S.A.	5 (6) SEP. 17 vs N.Y.	83 JUN. 12 at Sac.
SUN Low Games	200 (30) SEP. 19 vs Ind.	20 JUL. 17 at Hou.	6 MAY. 25 vs Hou.	3 JUN. 14 at L.A.	11 SEP. 17 vs N.Y.	20 JUN. 9 at Phoe.	10 JUN. 9 at Phoe.	4 (3) SEP. 15 at Cha.	4 JUL. 21 at Det.	0 (2) JUL. 6 vs Ind.	52 JUL. 22 vs Minn.
OPPONENTS High Games	225 (4) JUL. 6 vs Ind.	35 JUL. 9 vs Sac.	23 (2) SEP. 15 at Cha.	19 JUN. 6 vs Det.	33 JUN. 14 at L.A.	43 JUL. 6 vs Ind.	23 (2) JUN. 27 at Det.	12 (2) JUL. 24 vs S.A.	26 JUN. 14 at L.A.	8 JUL. 22 vs Minn.	85 JUL. 9 vs Sac.
OPPONENTS Low Games	200 (30) SEP. 19 vs Ind.	17 SEP. 3 vs N.Y.	4 SEP. 17 vs N.Y.	1 MAY. 22 vs Phoe.	11 SEP. 15 at Cha.	18 SEP. 15 at Cha.	9 SEP. 15 at Cha.	3 (2) JUL. 22 vs Minn.	8 (4) SEP. 17 vs N.Y.	0 SEP. 10 at N.Y.	43 SEP. 3 vs N.Y.

"C" indicates a new career-high, "T" a tied career-high.

Numbers in parentheses indicate the number of games in which a player or team has reached a given total (if more than one).





(18-16)

CONNECTICUT SUN

Final 2003 Regular Season

PLAYER	G	GS	MIN	-FIELD GOALS-			-3-POINT FG--			-FREE THROWS-			--REBOUNDS--					PTS	AVG				
				FG	FGA	PCT	FG	FGA	PCT	FT	FTA	PCT	OFF	DEF	TOT	AST	PF			DQ	STL	TO	BLK
Sales	34	34	1106	194	468	.415	44	114	.386	116	144	.806	27	118	145	92	107	3	46	73	13	548	16.1
S. Johnson	34	34	1107	138	319	.433	19	73	.260	125	171	.731	39	95	134	196	77	0	44	107	3	420	12.4
Douglas	28	27	843	120	274	.438	47	123	.382	49	68	.721	33	73	106	56	38	0	31	28	11	336	12.0
McWilliams-Frank	34	34	983	133	301	.442	12	43	.279	76	102	.745	78	149	227	49	103	1	43	54	33	354	10.4
A. Johnson	34	5	584	69	195	.354	17	49	.347	18	24	.750	23	35	58	18	36	0	17	21	1	173	5.1
Palmer	32	1	433	58	147	.395	10	46	.217	23	28	.821	29	77	106	16	62	0	11	35	3	149	4.7
Wyckoff	34	22	755	55	142	.387	20	70	.286	26	36	.722	48	98	146	35	109	1	33	39	19	156	4.6
Hicks	27	0	253	37	80	.463	0	0	---	24	25	.960	23	25	48	6	47	0	11	26	9	98	3.6
Lobo	25	13	297	25	88	.284	7	28	.250	2	9	.222	9	43	52	5	33	0	6	14	15	59	2.4
Coleman	20	0	141	11	20	.550	0	0	---	14	30	.467	8	14	22	1	18	0	8	13	2	36	1.8
Black	34	0	373	24	68	.353	1	3	.333	6	9	.667	16	35	51	46	33	0	20	18	2	55	1.6
SUN	34	-	6875	864	2102	.411	177	549	.322	479	646	.741	333	762	1095	520	663	5	270	434	111	2384	70.1
OPPONENTS	34	-	6875	864	2104	.411	172	536	.321	509	673	.756	366	812	1178	553	669	8	252	476	88	2409	70.9

PLAYER	-- SINGLE-GAME HIGHS --								----- AVERAGE PER GAME -----								----- AVERAGE PER 40 MINUTES -----							
	MIN	REB	AST	ST	TO	BL	PTS	MIN	REB	AST	STL	TO	BLK	PTS	REB	AST	PF	STL	TO	BLK	PTS			
Sales	39	10	5	4	6	2	31	32.5	4.3	2.7	1.35	2.1	0.38	16.1	5.2	3.3	3.9	1.66	2.6	0.47	19.8			
S. Johnson	43	8	11	5	7	1	31	32.6	3.9	5.8	1.29	3.1	0.09	12.4	4.8	7.1	2.8	1.59	3.9	0.11	15.2			
Douglas	45	9	5	4	3	3	28	30.1	3.8	2.0	1.11	1.0	0.39	12.0	5.0	2.7	1.8	1.47	1.3	0.52	15.9			
McWilliams-Frank	44	12	4	4	4	5	28	28.9	6.7	1.4	1.26	1.6	0.97	10.4	9.2	2.0	4.2	1.75	2.2	1.34	14.4			
A. Johnson	31	6	2	4	3	1	15	17.2	1.7	0.5	0.50	0.6	0.03	5.1	4.0	1.2	2.5	1.16	1.4	0.07	11.8			
Palmer	22	10	2	3	5	1	20	13.5	3.3	0.5	0.34	1.1	0.09	4.7	9.8	1.5	5.7	1.02	3.2	0.28	13.8			
Wyckoff	35	12	3	3	3	3	17	22.2	4.3	1.0	0.97	1.1	0.56	4.6	7.7	1.9	5.8	1.75	2.1	1.01	8.3			
Hicks	21	8	2	1	3	2	12	9.4	1.8	0.2	0.41	1.0	0.33	3.6	7.6	0.9	7.4	1.74	4.1	1.42	15.5			
Lobo	31	6	3	2	2	2	12	11.9	2.1	0.2	0.24	0.6	0.60	2.4	7.0	0.7	4.4	0.81	1.9	2.02	7.9			
Coleman	16	6	1	2	2	1	6	7.1	1.1	0.1	0.40	0.7	0.10	1.8	6.2	0.3	5.1	2.27	3.7	0.57	10.2			
Black	24	4	5	4	4	1	8	11.0	1.5	1.4	0.59	0.5	0.06	1.6	5.5	4.9	3.5	2.14	1.9	0.21	5.9			
SUN	250	46	20	14	22	10	91	202.2	32.2	15.3	7.94	12.8	3.26	70.1	31.9	15.1	19.3	7.85	12.6	3.23	69.4			
OPPONENTS	250	48	29	13	24	8	103	202.2	34.6	16.3	7.41	14.0	2.59	70.9	34.3	16.1	19.5	7.33	13.8	2.56	70.1			

Date	Opponent	Team/Opp	Home	Road	Total	High Scoring	High Rebounds	High Assists	Opponent Scoring	Atten.
May 24	LOS ANGELES	L 73- 82	0-1	0-0	0-1	Douglas-16 S. Johnson-16 Sales-16	Palmer-10	S. Johnson-5	Mabika-19	9,341
May 30	@Houston	W 91- 83	0-1	1-0	1-1	S. Johnson-31	S. Johnson-8	Douglas-3 S. Johnson-3	Cooper-22	7,456
Jun 1	@San Antonio	W 83- 64	0-1	2-0	2-1	Sales-22	McWilliams-Frank-1	S. Johnson-8	Dydek-14 Randall-14 Cash-23	7,692
Jun 5	@Detroit	L 89-103	0-1	2-1	2-2	S. Johnson-24	S. Johnson-4 McWilliams-Frank-4	S. Johnson-8	Cash-23	12,414
Jun 7	HOUSTON	W 65- 58	1-1	2-1	3-2	S. Johnson-21	Sales-7	S. Johnson-8	Thompson-25	5,032
Jun 13	WASHINGTON	W 84- 70	2-1	2-1	4-2	S. Johnson-24	Sales-10	S. Johnson-6	Miller-17	4,135
Jun 14	@Cleveland	L 56- 84	2-1	2-2	4-3	A. Johnson-12	Wyckoff-6	S. Johnson-3 Sales-3	Jackson-18 Taylor-18	5,471
Jun 18	CLEVELAND	W 70- 57	3-1	2-2	5-3	Sales-14	McWilliams-Frank-1	S. Johnson-10	Thomas-18	4,054
Jun 20	@Indiana	L 74- 84	3-1	2-3	5-4	Sales-26	McWilliams-Frank-8	S. Johnson-10 Sales-8	Brown-22	8,383
Jun 22	DETROIT	L 73- 82 (OT)	3-2	2-3	5-5	McWilliams-Frank-2	Wyckoff-12	S. Johnson-8	Cash-22	5,311
Jun 24	@Washington	W 65- 63	3-2	3-3	6-5	Douglas-18 S. Johnson-18	McWilliams-Frank-6	S. Johnson-6	Miller-13	11,453
Jun 26	INDIANA	L 90- 94 (2OT)	3-3	3-3	6-6	Douglas-25	McWilliams-Frank-8	S. Johnson-4 McWilliams-Frank-4	Brown-26	4,112
Jun 28	@Charlotte	L 55- 69	3-3	3-4	6-7	S. Johnson-17	S. Johnson-7	S. Johnson-4	Stinson-15	7,579
Jul 1	@New York	L 64- 90	3-3	3-5	6-8	Sales-26	McWilliams-Frank-6	Black-5	Robinson-22	10,731
Jul 2	CLEVELAND	W 64- 57	4-3	3-5	7-8	Douglas-23	Wyckoff-9	S. Johnson-4 Sales-4	Melvin-17	4,169
Jul 4	SACRAMENTO	W 69- 67	5-3	3-5	8-8	Sales-22	Douglas-9 Wyckoff-9	S. Johnson-8	Griffith-15	4,038
Jul 6	NEW YORK	W 62- 58	6-3	3-5	9-8	McWilliams-Frank-2	McWilliams-Frank-9	S. Johnson-4	Phillips-18	6,154
Jul 8	@Detroit	L 50- 66	6-3	3-6	9-9	Sales-15	Douglas-7 Palmer-7	S. Johnson-4	Cash-13	7,812
Jul 10	@Minnesota	L 75- 83	6-3	3-7	9-10	Wyckoff-17 Palmer-17	McWilliams-Frank-7	S. Johnson-11	Smith-34	5,444
Jul 17	SEATTLE	L 65- 67	6-4	3-7	9-11	McWilliams-Frank-1	McWilliams-Frank-1	S. Johnson-6	Jackson-20	9,341
Jul 19	@Phoenix	W 75- 67	6-4	4-7	10-11	Douglas-16	McWilliams-Frank-1	S. Johnson-4	DeForge-18	7,602
Jul 20	@Los Angeles	W 76- 73	6-4	5-7	11-11	Sales-17	McWilliams-Frank-8	Douglas-4 Sales-4	Mabika-23	7,135
Jul 23	MINNESOTA	W 84- 70	7-4	5-7	12-11	S. Johnson-20	McWilliams-Frank-8	S. Johnson-5	Smith-20	7,099
Jul 26	CHARLOTTE	W 74- 70	8-4	5-7	13-11	Sales-23	McWilliams-Frank-7	S. Johnson-8	Sutton-Brown-21	5,731
Aug 1	WASHINGTON	L 45- 48	8-5	5-7	13-12	S. Johnson-18	McWilliams-Frank-8	S. Johnson-3	Jones-14	6,182
Aug 3	INDIANA	W 66- 55	9-5	5-7	14-12	Sales-18	McWilliams-Frank-7	S. Johnson-8	Catchings-14	5,333
Aug 5	DETROIT	L 61- 78	9-6	5-7	14-13	Douglas-14	Douglas-6	Douglas-4 S. Johnson-4	Cash-20	6,151
Aug 9	@Charlotte	L 68- 69	9-6	5-8	14-14	Sales-29	McWilliams-Frank-8	S. Johnson-6	Stinson-19	9,163
Aug 12	NEW YORK	L 73- 74	9-7	5-8	14-15	Sales-31	McWilliams-Frank-7	S. Johnson-7	Robinson-21	7,074
Aug 16	@New York	W 84- 71	9-7	6-8	15-15	Sales-22	McWilliams-Frank-6	Black-4	Johnson-19	13,431
Aug 19	@Cleveland	L 52- 69	9-7	6-9	15-16	S. Johnson-11	Palmer-6 Wyckoff-8	S. Johnson-4 Sales-4	Taylor-20	6,128
Aug 22	CHARLOTTE	W 63- 55	10-7	6-9	16-16	Douglas-21	Sales-7	Douglas-5 S. Johnson-5	Enis-17	9,176
Aug 23	@Washington	W 74- 67	10-7	7-9	17-16	Douglas-28	McWilliams-Frank-8	S. Johnson-7	Holdsclaw-24	14,853
Aug 25	@Indiana	W 72- 62	10-7	8-9	18-16	McWilliams-Frank-1	McWilliams-Frank-5	S. Johnson-8	Catchings-20 Williams-20	7,543





Connecticut Sun 2003 HIGH GAMES

PLAYER	MINUTES	FIELD GOALS	FREE THROWS	----- OFFENSIVE	REBOUNDS DEFENSIVE	----- TOTAL	ASSISTS	STEALS	TURNOVERS	BLOCKED SHOTS	POINTS
DEBBIE BLACK	24 JUN. 18 vs Clev.	3 (3) AUG. 22 vs Cha.	2 (3) AUG. 9 at Cha.	2 (4) AUG. 22 vs Cha.	4 JUN. 1 at S.A.	4 (2) JUN. 14 at Clev.	5 JUL. 1 at N.Y.	4 JUN. 7 vs Hou.	4 JUL. 19 at Phoe.	1T (2) JUN. 14 at Clev.	8 JUN. 7 vs Hou.
COURTNEY COLEMAN	16C JUN. 5 at Det.	2C (3) JUN. 20 at Ind.	4C JUN. 14 at Clev.	3C JUN. 28 at Cha.	3C JUN. 28 at Cha.	6C JUN. 28 at Cha.	1C JUN. 26 vs Ind.	2C JUN. 5 at Det.	2C (2) AUG. 5 vs Det.	1C (2) JUL. 8 at Det.	6C (2) JUN. 14 at Clev.
KATIE DOUGLAS	45 JUN. 26 vs Ind.	11 AUG. 23 at Wash.	5 (3) AUG. 25 at Ind.	4 (2) JUL. 4 vs Sac.	7 AUG. 1 vs Wash.	9 JUL. 4 vs Sac.	5 (2) AUG. 22 vs Cha.	4 (2) AUG. 5 vs Det.	3 (4) AUG. 23 at Wash.	3T (2) JUL. 23 vs Minn.	28 AUG. 23 at Wash.
JESSIE HICKS	21 JUN. 7 vs Hou.	5 AUG. 16 at N.Y.	4 (3) JUL. 26 vs Cha.	6C JUL. 17 vs Sea.	3 (3) AUG. 16 at N.Y.	8T JUL. 17 vs Sea.	2 JUN. 14 at Clev.	1 (11) AUG. 25 at Ind.	3 JUL. 2 vs Clev.	2 (2) AUG. 25 at Ind.	12 (2) AUG. 16 at N.Y.
ADRIENNE JOHNSON	31 JUN. 5 at Det.	6 JUN. 5 at Det.	4 JUL. 19 at Phoe.	4T JUL. 8 at Det.	6 JUL. 6 vs N.Y.	6 (2) JUL. 8 at Det.	2 (3) AUG. 22 vs Cha.	4C JUN. 5 at Det.	3 JUN. 14 at Clev.	1 JUN. 24 at Wash.	15 JUL. 19 at Phoe.
SHANNON JOHNSON	43 JUN. 26 vs Ind.	9 MAY. 30 at Hou.	11 (2) JUL. 23 vs Minn.	3 (3) JUL. 10 at Minn.	8T JUN. 1 at S.A.	8 (2) JUN. 1 at S.A.	11 JUL. 10 at Minn.	5 JUN. 22 vs Det.	7 (2) AUG. 25 at Ind.	1 (3) AUG. 19 at Clev.	31 MAY. 30 at Hou.
REBECCA LOBO	31 JUN. 22 vs Det.	4 (2) JUN. 22 vs Det.	1 (2) JUL. 6 vs N.Y.	1 (9) JUL. 6 vs N.Y.	5 (3) JUL. 6 vs N.Y.	6 (3) JUL. 6 vs N.Y.	3 JUN. 13 vs Wash.	2 JUN. 28 at Cha.	2 (2) JUL. 1 at N.Y.	2 (3) JUL. 6 vs N.Y.	12 JUN. 1 at S.A.
TAJ MCWILLIAMS-FRANKLI	44 JUN. 26 vs Ind.	9 JUL. 6 vs N.Y.	10 JUN. 22 vs Det.	5 JUN. 18 vs Clev.	8 (2) JUL. 19 at Phoe.	12 JUL. 17 vs Sea.	4 JUN. 26 vs Ind.	4 (2) AUG. 19 at Clev.	4 (3) JUL. 17 vs Sea.	5T (2) AUG. 3 vs Ind.	28 JUN. 22 vs Det.
WENDY PALMER	22 JUN. 20 at Ind.	6 (2) AUG. 16 at N.Y.	7 AUG. 16 at N.Y.	4 JUL. 8 at Det.	7 (2) JUN. 22 vs Det.	10 (2) JUN. 22 vs Det.	2 (4) AUG. 25 at Ind.	3 JUN. 18 vs Clev.	5 JUN. 20 at Ind.	1 (3) AUG. 22 vs Cha.	20 AUG. 16 at N.Y.

Connecticut Sun 2003 HIGH GAMES

PLAYER	MINUTES	FIELD GOALS	FREE THROWS	----- OFFENSIVE	REBOUNDS DEFENSIVE	----- TOTAL	ASSISTS	STEALS	TURNOVERS	BLOCKED SHOTS	POINTS
NYKESHA SALES	39 (2) AUG. 12 vs N.Y.	11 AUG. 12 vs N.Y.	13C AUG. 9 at Cha.	3 (3) JUN. 14 at Clev.	10T JUN. 13 vs Wash.	10T (2) JUN. 13 vs Wash.	5 JUN. 22 vs Det.	4 (2) AUG. 16 at N.Y.	6T JUN. 7 vs Hou.	2 (4) AUG. 25 at Ind.	31 AUG. 12 vs N.Y.
BROOKE WYCKOFF	35 JUL. 4 vs Sac.	7C JUL. 10 at Minn.	3T (2) JUL. 4 vs Sac.	4 JUN. 22 vs Det.	8 (2) JUL. 2 vs Clev.	12C JUN. 22 vs Det.	3 (5) JUL. 19 at Phoe.	3 (2) JUN. 28 at Cha.	3 (3) JUL. 23 vs Minn.	3T JUL. 4 vs Sac.	17C JUL. 10 at Minn.
SUN High Games	250 JUN. 26 vs Ind.	34 JUN. 5 at Det.	26 AUG. 16 at N.Y.	17 JUL. 8 at Det.	32 MAY. 24 vs L.A.	46 MAY. 24 vs L.A.	20 (2) JUN. 20 at Ind.	14 JUN. 7 vs Hou.	22 JUL. 19 at Phoe.	10 AUG. 25 at Ind.	91 MAY. 30 at Hou.
SUN Low Games	200 (32) AUG. 25 at Ind.	15 AUG. 1 vs Wash.	6 (2) AUG. 5 vs Det.	3 AUG. 25 at Ind.	13 JUL. 1 at N.Y.	19 JUL. 1 at N.Y.	7 JUL. 8 at Det.	3 (3) JUL. 26 vs Cha.	5 JUN. 1 at S.A.	0 (3) AUG. 12 vs N.Y.	45 AUG. 1 vs Wash.
OPPONENTS High Games	250 JUN. 26 vs Ind.	36 JUL. 1 at N.Y.	30 JUN. 5 at Det.	19 JUL. 23 vs Minn.	39 JUN. 1 at S.A.	48 JUN. 22 vs Det.	29 JUL. 1 at N.Y.	13 (2) JUL. 8 at Det.	24 JUN. 7 vs Hou.	8 (2) JUL. 8 at Det.	103 JUN. 5 at Det.
OPPONENTS Low Games	200 (32) AUG. 25 at Ind.	19 (2) AUG. 25 at Ind.	2 JUN. 24 at Wash.	5 AUG. 12 vs N.Y.	11 JUL. 19 at Phoe.	23 (2) AUG. 16 at N.Y.	9 AUG. 3 vs Ind.	0 JUN. 1 at S.A.	8 (4) AUG. 23 at Wash.	0 (3) AUG. 23 at Wash.	48 AUG. 1 vs Wash.

"C" indicates a new career-high, "T" a tied career-high.
Numbers in parentheses indicate the number of games in which a player or team has reached a given total (if more than one).





(16-16)

ORLANDO MIRACLE

Final 2002 Regular Season

PLAYER	G	GS	MIN	-FIELD GOALS-			-3-POINT FG--			-FREE THROWS-			--REBOUNDS--			PF	DQ	STL	TO	BLK	PTS	AVG	
				FG	FGA	PCT	FG	FGA	PCT	FT	FTA	PCT	OFF	DEF	TOT								AST
S. Johnson	31	31	1110	157	389	.404	21	77	.273	164	214	.766	49	80	129	163	78	1	51	98	7	499	16.1
Sales	32	32	1042	155	376	.412	37	115	.322	84	106	.792	36	84	120	60	97	0	60	71	7	431	13.5
Palmer (TOT)	32	32	965	130	301	.432	42	120	.350	62	92	.674	47	142	189	41	90	0	35	57	8	364	11.4
Palmer (ORL)	16	16	501	65	148	.439	23	60	.383	27	39	.692	20	73	93	21	46	0	22	23	6	180	11.3
Douglas	32	30	830	92	205	.449	29	79	.367	58	67	.866	41	94	135	53	66	1	49	42	13	271	8.5
McWilliams-Frank	13	12	383	41	82	.500	1	3	.333	27	31	.871	21	42	63	13	40	1	19	22	14	110	8.5
Hicks	31	6	471	73	153	.477	0	0	---	44	63	.698	60	42	102	23	77	1	19	51	25	190	6.1
Powell	15	1	308	35	99	.354	2	11	.182	16	26	.615	7	25	32	30	31	0	20	30	4	88	5.9
A. Johnson	32	2	602	68	181	.376	18	61	.295	12	17	.706	14	32	46	22	40	0	15	26	2	166	5.2
Machanguana	29	25	428	61	114	.535	0	0	---	16	25	.640	26	38	64	17	61	0	12	33	4	138	4.8
dos Santos	26	0	260	26	53	.491	0	1	.000	36	46	.783	15	20	35	10	48	1	4	20	13	88	3.4
Wyckoff	32	5	514	31	95	.326	14	50	.280	5	7	.714	28	62	90	32	71	1	19	30	18	81	2.5
McGhee	2	0	4	2	4	.500	0	0	---	1	1	1.000	1	0	1	0	0	0	0	0	0	5	2.5
McCain	16	0	51	2	10	.200	0	4	.000	3	4	.750	1	2	3	2	9	0	3	3	0	7	0.4
Cunningham	6	0	21	0	5	.000	0	0	---	0	0	---	1	1	2	0	5	0	2	1	0	0	0.0
MIRACLE	32	-	6525	808	1914	.422	145	461	.315	493	646	.763	320	595	915	446	669	6	295	456	113	2254	70.4
OPPONENTS	32	-	6525	804	1862	.432	156	422	.370	491	668	.735	362	684	1046	519	637	9	251	541	108	2255	70.5

PLAYER	-- SINGLE-GAME HIGHS --				----- AVERAGE PER GAME -----				----- AVERAGE PER 40 MINUTES -----									
	MIN	REB	AST	STL	MIN	REB	AST	STL	TO	BLK	PTS	REB	AST	PF	STL	TO	BLK	PTS
S. Johnson	51	9	12	4	35.8	4.2	5.3	1.65	3.2	0.23	16.1	4.6	5.9	2.8	1.84	3.5	0.25	18.0
Sales	46	8	5	4	32.6	3.8	1.9	1.88	2.2	0.22	13.4	4.6	2.3	3.7	2.30	2.7	0.27	16.5
Palmer (TOT)	37	15	4	4	30.2	5.9	1.3	1.09	1.8	0.25	11.4	7.8	1.7	3.7	1.45	2.4	0.33	15.1
Palmer (ORL)	37	9	4	3	31.3	5.8	1.3	1.38	1.4	0.38	11.3	7.4	1.7	3.7	1.76	1.8	0.48	14.4
Douglas	40	12	4	5	25.9	4.2	1.7	1.53	1.3	0.41	8.5	6.5	2.6	3.2	2.36	2.0	0.63	13.1
McWilliams-Frank	34	9	5	3	29.5	4.8	1.0	1.46	1.7	1.08	8.5	6.6	1.4	4.2	1.98	2.3	1.46	11.5
Hicks	28	7	3	2	15.2	3.3	0.7	0.61	1.6	0.81	6.1	8.7	2.0	6.5	1.61	4.3	2.12	16.1
Powell	36	5	4	5	20.5	2.1	2.0	1.33	2.0	0.27	5.9	4.2	3.9	4.0	2.60	3.9	0.52	11.4
A. Johnson	28	4	3	3	18.8	1.4	0.7	0.47	0.8	0.06	5.2	3.1	1.5	2.7	1.00	1.7	0.13	11.0
Machanguana	26	7	3	2	14.8	2.2	0.6	0.41	1.1	0.14	4.8	6.0	1.6	5.7	1.12	3.1	0.37	12.9
dos Santos	23	5	2	2	10.0	1.3	0.4	0.15	0.8	0.50	3.4	5.4	1.5	7.4	0.62	3.1	2.00	13.5
Wyckoff	41	8	5	2	16.1	2.8	1.0	0.59	0.9	0.56	2.5	7.0	2.5	5.5	1.48	2.3	1.40	6.3
McGhee	3	1	0	0	2.0	0.5	0.0	0.00	0.0	0.00	2.5	10.0	0.0	0.0	0.00	0.0	0.00	50.0
McCain	11	2	1	1	3.2	0.2	0.1	0.19	0.2	0.00	0.4	2.4	1.6	7.1	2.35	2.4	0.00	5.5
Cunningham	5	1	0	1	3.5	0.3	0.0	0.33	0.2	0.00	0.0	3.8	0.0	9.5	3.81	1.9	0.00	0.0
MIRACLE	275	36	20	13	203.9	28.6	13.9	9.22	14.3	3.53	70.4	28.0	13.7	20.5	9.04	14.0	3.46	69.1
OPPONENTS	275	45	30	14	203.9	32.7	16.2	7.84	16.9	3.38	70.5	32.1	15.9	19.5	7.69	16.6	3.31	69.1

ORLANDO MIRACLE		Team/Opp		Home		Road		Total		High Scoring		High Rebounds		High Assists		Opponent Scoring		Atten.	
Date	Opponent	W	L	W	L	W	L	W	L	Player	Player	Player	Player	Player	Player	Player	Player	Player	Player
May 30	DETROIT	W	80-66	1-0	0-0	1-0				S. Johnson-22	McWilliams-Frank-6S.	Johnson-5				Cash-16		13,111	
Jun 1	@Washington	L	82-93	1-0	0-1	1-1				S. Johnson-22	McWilliams-Frank-7S.	Johnson-3				Dales-23		17,383	
Jun 4	@Miami	W	71-69	1-0	1-1	2-1				Sales-16	Douglas-10	S. Johnson-7				Johns Kimbrough-16		5,286	
Jun 8	CLEVELAND	W	103-99 (3OT)	2-0	1-1	3-1				S. Johnson-35	S. Johnson-6	Sales-5				Taylor-27		7,255	
Jun 11	INDIANA	L	69-75	2-1	1-1	3-2				Sales-16	Douglas-5	Wyckoff-5				Catchings-20		4,323	
Jun 15	MIAMI	L	65-69	2-2	1-1	3-3				S. Johnson-16	Hicks-7	Powell-4				McCray-20		7,215	
Jun 18	@New York	W	71-62	2-2	2-1	4-3				S. Johnson-25	S. Johnson-8	S. Johnson-4				Robinson-19		12,705	
Jun 19	@Cleveland	W	66-62	2-2	3-1	5-3				Sales-18	McWilliams-Frank-9S.	Johnson-8				Jones-14		5,210	
Jun 21	@Detroit	W	80-59	2-2	4-1	6-3				Sales-24	Sales-7	Sales-5				Cash-20		5,862	
Jun 23	NEW YORK	W	77-65	3-2	4-1	7-3				Sales-29	S. Johnson-9	McWilliams-Frank-5				Phillips-16		7,911	
Jun 26	@Portland	L	57-64	3-2	4-2	7-4				S. Johnson-18	Machanguana-7	Sales-5				Figgs-16		6,339	
Jun 27	@Seattle	L	71-73	3-2	4-3	7-5				Sales-15	McWilliams-Frank-7S.	Johnson-8				Marciniak-18		4,718	
Jun 29	@Minnesota	L	59-67	3-2	4-4	7-6				Douglas-16	McWilliams-Frank-6S.	Johnson-5				Smith-25		5,565	
Jul 3	INDIANA	W	79-71 (OT)	4-2	4-4	8-6				S. Johnson-15	Wyckoff-7	S. Johnson-5				Catchings-24		4,715	
Jul 6	PHOENIX	W	72-70	5-2	4-4	9-6				Douglas-19	Douglas-9	S. Johnson-10				Grubin-23		8,140	
Jul 8	WASHINGTON	L	51-63	5-3	4-4	9-7				Sales-12	Douglas-6	S. Johnson-5				Miller-17		5,605	
Jul 12	CHARLOTTE	L	67-72	5-4	4-4	9-8				S. Johnson-23	Sales-5	S. Johnson-3				Feaster-19		7,728	
Jul 13	@Miami	L	56-70	5-4	4-5	9-9				S. Johnson-15	Machanguana-5	S. Johnson-3				Lennox-24		12,536	
Jul 17	@Charlotte	L	62-89	5-4	4-6	9-10				Palmer-15	Douglas-8	S. Johnson-6				Sutton-Brown-22		7,623	
Jul 19	UTAH	W	84-73	6-4	4-6	10-10				S. Johnson-21	Palmer-6	S. Johnson-12				Dydek-18		8,427	
Jul 21	@Sacramento	W	60-62	6-4	4-7	10-11				S. Johnson-21	S. Johnson-7	S. Johnson-4				Smith-16		7,564	
Jul 22	@Los Angeles	L	84-92	6-4	4-8	10-12				S. Johnson-22	S. Johnson-7	S. Johnson-6				Leslie-24		12,231	
Jul 25	SEATTLE	L	76-79	6-5	4-8	10-13				S. Johnson-17	Palmer-7	S. Johnson-7				Jackson-27		6,449	
Jul 28	@Cleveland	W	76-70 (OT)	6-5	5-8	11-13				Douglas-16	Palmer-8	S. Johnson-7				Melvin-16		10,667	
Jul 30	@Washington	W	70-55	6-5	6-8	12-13				Sales-25	Palmer-8	S. Johnson-6				Wauters-16		15,194	
Aug 1	CHARLOTTE	W	65-63	7-5	6-8	13-13				S. Johnson-16	S. Johnson-8	S. Johnson-6				Feaster-14		5,980	
Aug 3	@Houston	L	62-69	7-5	6-9	13-14				Douglas-18	Wyckoff-8	S. Johnson-4				Swoopes-25		13,411	
Aug 4	PORTLAND	W	63-61	8-5	6-9	14-14				S. Johnson-18	Douglas-7	S. Johnson-2				Burras-16		5,822	
Aug 7	@Indiana	L	63-70	8-5	6-10	14-15				Douglas-15	Douglas-12	Douglas-3				Catchings-32		8,628	
Aug 8	SACRAMENTO	L	72-82	8-6	6-10	14-16													



Orlando Miracle 2002 HIGH GAMES


PLAYER	MINUTES	FIELD	FREE	REBOUNDS			ASSISTS	STEALS	TURNOVERS	BLOCKED SHOTS	POINTS
		GOALS	THROWS	OFFENSIVE	DEFENSIVE	TOTAL					
DAVALYN CUNNINGHAM	5C(2) JUL. 17 at Cha.	0C	0C	1C	1C	1C(2)	0C	1C(2)	1C	0C	0C
CINTIA DOS SANTOS	23 JUL. 8 vs Wash.	4 (2) JUL. 19 vs Utah	10C JUL. 6 vs Phoe.	3T(2) AUG. 4 vs Port.	2 (6) AUG. 11 vs Det.	5 AUG. 4 vs Port.	2 (2) JUL. 28 at Clev.	2 JUN. 15 vs Miami	3 MAY. 30 vs Det.	3 JUN. 4 at Miami	18C JUL. 6 vs Phoe.
KATIE DOUGLAS	40 AUG. 7 at Ind.	8 JUL. 6 vs Phoe.	5 AUG. 7 at Ind.	6T AUG. 7 at Ind.	8 JUL. 6 vs Phoe.	12C AUG. 7 at Ind.	4 (5) AUG. 11 vs Det.	5T JUL. 28 at Clev.	4 (2) JUL. 25 vs Sea.	2 (2) JUL. 19 vs Utah	19 JUL. 6 vs Phoe.
JESSIE HICKS	28 JUN. 8 vs Clev.	7C JUN. 8 vs Clev.	8C JUL. 21 at Sac.	4 (4) AUG. 3 at Hou.	4 (2) AUG. 11 vs Det.	7 JUN. 15 vs Miami	3 JUN. 11 vs Ind.	2 (5) AUG. 7 at Ind.	4 (2) AUG. 8 vs Sac.	4C AUG. 1 vs Cha.	18C JUN. 8 vs Clev.
ADRIENNE JOHNSON	28 JUL. 13 at Miami	4 (8) JUL. 30 at Wash.	4 JUN. 23 vs N.Y.	3 JUL. 8 vs Wash.	4 JUN. 8 vs Clev.	4 (5) JUL. 25 vs Sea.	3 (2) JUL. 21 at Sac.	3 AUG. 7 at Ind.	4 JUL. 13 at Miami	1 (2) JUL. 28 at Clev.	12 JUL. 3 vs Ind.
SHANNON JOHNSON	51C JUN. 8 vs Clev.	11 JUN. 8 vs Clev.	12C JUN. 23 vs N.Y.	4 (2) AUG. 1 vs Cha.	6 (3) JUL. 22 at L.A.	9 JUN. 23 vs N.Y.	12 JUL. 19 vs Utah	4 (4) AUG. 3 at Hou.	8T AUG. 13 vs N.Y.	1 (7) AUG. 13 vs N.Y.	35C JUN. 8 vs Clev.
CLARISSE MACHANGUANA	26 JUL. 19 vs Utah	7C JUL. 19 vs Utah	3 JUN. 29 at Minn.	4 JUN. 27 at Sea.	5 JUL. 3 vs Ind.	7 (2) JUL. 3 vs Ind.	3 JUN. 27 at Sea.	2 (3) JUL. 25 vs Sea.	4C(2) JUL. 13 at Miami	1 (4) AUG. 1 vs Cha.	14T JUL. 19 vs Utah
TIFFANY MCCAIN	11 JUL. 8 vs Wash.	1 (2) JUN. 21 at Det.	3 JUL. 17 at Cha.	1T JUL. 8 vs Wash.	1 (2) JUL. 13 at Miami	2 JUL. 8 vs Wash.	1 (2) AUG. 4 vs Port.	1T(3) JUL. 13 at Miami	1 (3) AUG. 8 vs Sac.	0	3 JUL. 17 at Cha.
CARLA MCGHEE	3 AUG. 13 vs N.Y.	1 (2) AUG. 13 vs N.Y.	1 AUG. 11 vs Det.	1 AUG. 13 vs N.Y.	0	1 AUG. 13 vs N.Y.	0	0	0	0	3 AUG. 11 vs Det.

PLAYER	MINUTES	FIELD	FREE	REBOUNDS			ASSISTS	STEALS	TURNOVERS	BLOCKED SHOTS	POINTS
		GOALS	THROWS	OFFENSIVE	DEFENSIVE	TOTAL					
TAJ MCWILLIAMS-FRANKLIJUN. 23 vs N.Y.	34	7	4	4	6 (2)	9	5	3	4	3 (2)	17
WENDY PALMER Det.-Orl.	37	7 (2)	6	5	10	15	4 (2)	4	4 (5)	2	20
WENDY PALMER Orl.	37	7	5 (3)	3 (2)	8	9 (2)	4	3 (2)	4 (3)	2	17 (2)
ELAINE POWELL	36	5 (3)	4	3	4	5	4	5T	8C	2	13
NYKESHA SALES	46C	10 (2)	10	3 (2)	6 (2)	8	5 (3)	4 (2)	5	1 (7)	29
BROOKE WYCKOFF	41C	5	2 (2)	3	6	8	5	2 (4)	3 (2)	2 (4)	13
MIRACLE High Games	275	35	28 (2)	17	24	36	20	13 (4)	22 (2)	7 (2)	103
MIRACLE Low Games	200 (29)	19	6	3	13	18	8	5 (3)	6	0 (2)	51
OPPONENTS High Games	275	36	33	20	31	45	30	14 (2)	26	8	99

2002 HIGH GAMES

PLAYER	MINUTES	FIELD	FREE	REBOUNDS			ASSISTS	STEALS	TURNOVERS	BLOCKED SHOTS	POINTS
		GOALS	THROWS	OFFENSIVE	DEFENSIVE	TOTAL					
OPPONENTS Low Games	200 (29)	16 (2)	4 (2)	4 (2)	13	21	6	1 (2)	10	0 (2)	55

"C" indicates a new career-high, "T" a tied career-high. Numbers in parentheses indicate the number of games in which a player or team has reached a given total (if more than one).





(13-19)

ORLANDO MIRACLE

Final 2001 Regular Season

PLAYER	G	GS	MIN	-FIELD GOALS-			-3-POINT FG--			-FREE THROWS-			--REBOUNDS--										
				FG	FGA	PCT	FG	FGA	PCT	FT	FTA	PCT	OFF	DEF	TOT	AST	PF	DQ	STL	TO	BLK	PTS	AVG
Sales	32	31	1039	166	379	.438	43	137	.314	58	74	.784	57	115	172	58	109	0	70	72	6	433	13.5
McWilliams-Frank	32	32	1059	157	331	.474	2	10	.200	87	117	.744	114	129	243	69	74	1	52	80	50	403	12.6
S. Johnson	26	22	785	90	245	.367	38	104	.365	84	111	.757	15	62	77	68	66	0	34	54	6	302	11.6
Powell	32	32	1055	119	296	.402	39	102	.382	80	106	.755	32	66	98	98	64	0	49	79	7	357	11.2
Douglas	22	0	439	51	141	.362	18	57	.316	34	47	.723	16	35	51	39	34	0	37	44	7	154	7.0
Hicks	32	5	456	63	162	.389	0	0	---	43	66	.652	38	54	92	22	85	0	23	53	17	169	5.3
Wyckoff	32	27	648	41	125	.328	6	37	.162	20	28	.714	48	74	122	37	91	2	26	50	15	108	3.4
McCain	32	9	442	35	109	.321	21	67	.313	6	9	.667	7	31	38	36	52	0	10	34	8	97	3.0
J. Johnson	17	1	139	14	25	.560	3	7	.429	4	5	.800	10	13	23	9	21	0	4	17	3	35	2.1
dos Santos	10	0	65	7	19	.368	0	0	---	5	6	.833	1	5	6	2	18	0	3	7	5	19	1.9
Alhaleem	26	1	252	19	58	.328	4	11	.364	7	14	.500	15	23	38	14	20	0	11	28	0	49	1.9
McGhee	17	0	71	6	24	.250	0	0	---	2	4	.500	3	7	10	0	9	0	1	6	1	14	0.8
MIRACLE	32	-	6450	768	1914	.401	174	532	.327	430	587	.733	356	614	970	452	643	3	320	532	125	2140	66.9
OPPONENTS	32	-	6450	806	1831	.440	157	438	.358	436	605	.721	316	659	975	534	600	2	298	546	114	2205	68.9

PLAYER	-- SINGLE-GAME HIGHS --							----- AVERAGE PER GAME -----							----- AVERAGE PER 40 MINUTES -----						
	MIN	REB	AST	ST	TO	BL	PTS	MIN	REB	AST	STL	TO	BLK	PTS	REB	AST	PF	STL	TO	BLK	PTS
Sales	39	10	5	5	6	1	21	32.5	5.4	1.8	2.19	2.3	0.19	13.5	6.6	2.2	4.2	2.69	2.8	0.23	16.7
McWilliams-Frank	43	13	5	5	5	23	33.1	7.6	2.2	1.63	2.5	1.56	12.6	9.2	2.6	2.8	1.96	3.0	1.89	15.2	
S. Johnson	41	9	6	5	5	25	30.2	3.0	2.6	1.31	2.1	0.23	11.6	3.9	3.5	3.4	1.73	2.8	0.31	15.4	
Powell	38	9	8	3	5	1	20	33.0	3.1	3.1	1.53	2.5	0.22	11.2	3.7	3.7	2.4	1.86	3.0	0.27	13.5
Douglas	32	5	5	5	5	2	18	20.0	2.3	1.8	1.68	2.0	0.32	7.0	4.6	3.6	3.1	3.37	4.0	0.64	14.0
Hicks	35	8	5	4	6	2	16	14.3	2.9	0.7	0.72	1.7	0.53	5.3	8.1	1.9	7.5	2.02	4.6	1.49	14.8
Wyckoff	34	9	4	3	5	3	8	20.3	3.8	1.2	0.81	1.6	0.47	3.4	7.5	2.3	5.6	1.60	3.1	0.93	6.7
McCain	25	4	5	1	3	2	13	13.8	1.2	1.1	0.31	1.1	0.25	3.0	3.4	3.3	4.7	0.90	3.1	0.72	8.8
J. Johnson	22	6	2	2	5	2	11	8.2	1.4	0.5	0.24	1.0	0.18	2.1	6.6	2.6	6.0	1.15	4.9	0.86	10.1
dos Santos	17	2	1	2	2	3	8	6.5	0.6	0.2	0.30	0.7	0.50	1.9	3.7	1.2	11.1	1.85	4.3	3.08	11.7
Alhaleem	24	6	3	2	5	0	10	9.7	1.5	0.5	0.42	1.1	0.00	1.9	6.0	2.2	3.2	1.75	4.4	0.00	7.8
McGhee	11	3	0	1	2	1	6	4.2	0.6	0.0	0.06	0.4	0.06	0.8	5.6	0.0	5.1	0.56	3.4	0.56	7.9
MIRACLE	225	39	22	17	23	8	92	201.6	30.3	14.1	10.00	16.6	3.91	66.9	30.1	14.0	19.9	9.92	16.5	3.88	66.4
OPPONENTS	225	51	22	14	25	10	86	201.6	30.5	16.7	9.31	17.1	3.56	68.9	30.2	16.6	18.6	9.24	16.9	3.53	68.4

ORLANDO MIRACLE

Date	Opponent	Team/Opp	Home	Road	Total	High Scoring	High Rebounds	High Assists	Opponent Scoring	Atten.
Jun 1	LOS ANGELES	L 62- 68	0-1	0-0	0-1	Sales-20	McWilliams-Frank-6	Douglas-3	Dixon-21	10,102
Jun 5	@Detroit	W 92- 71	0-1	1-0	1-1	Sales-19	McWilliams-Frank-1	Sales-5	Nolan-12	4,013
Jun 7	@Utah	L 79- 82	0-1	1-1	1-2	McWilliams-Frank-1	Hicks-6	Powell-6	Hiede-20	4,503
Jun 9	CHARLOTTE	L 79- 86	0-2	1-1	1-3	McWilliams-Frank-2	Powell-9	Powell-8	Stinson-25	7,211
Jun 12	@Seattle	L 63- 70	0-2	1-2	1-4	McWilliams-Frank-1	McWilliams-Frank-7	Douglas-3	Randall-28	3,873
Jun 14	@Los Angeles	L 68- 84	0-2	1-3	1-5	Powell-16	McWilliams-Frank-1	Douglas-3	Dixon-18	9,077
Jun 16	@Phoenix	L 68- 72	0-2	1-4	1-6	Sales-14	McWilliams-Frank-1	McCain-5	Harrison-15	8,323
Jun 18	@Indiana	W 72- 65	0-2	2-4	2-6	Sales-20	McWilliams-Frank-9	McWilliams-Frank-4	White-20	7,682
Jun 23	WASHINGTON	W 67- 59	1-2	2-4	3-6	Sales-21	Sales-8	S. Johnson-4	Holdscraw-18	8,078
Jun 25	NEW YORK	W 67- 54	2-2	2-4	4-6	Sales-18	McWilliams-Frank-9	Hicks-5	Johnson-23	6,282
Jun 27	CLEVELAND	L 41- 65	2-3	2-4	4-7	Wyckoff-8	S. Johnson-5	McWilliams-Frank-2	Melvin-12	5,396
Jun 30	@New York	L 60- 72	2-3	2-5	4-8	McWilliams-Frank-1	McWilliams-Frank-9	Powell-3	Phillips-16	15,354
Jul 1	@Washington	L 64- 76	2-3	2-6	4-9	S. Johnson-14	McWilliams-Frank-8	McCain-3	Bullett-24	13,524
Jul 6	SACRAMENTO	L 68- 75	2-4	2-6	4-10	Sales-16	McWilliams-Frank-8	McWilliams-Frank-4	Grooms-13	11,068
Jul 8	DETROIT	W 73- 67	3-4	2-6	5-10	S. Johnson-19	McWilliams-Frank-1	Powell-3	Brown-15	6,870
Jul 10	MIAMI	L 63- 65 (OT)	3-5	2-6	5-11	S. Johnson-15	McWilliams-Frank-7	McWilliams-Frank-3	Sam-26	5,363
Jul 12	@Charlotte	W 72- 69	3-5	3-6	6-11	S. Johnson-18	McWilliams-Frank-1	Alhaleem-3	Feaster-13	4,317
Jul 13	@Indiana	L 60- 74	3-5	3-7	6-12	S. Johnson-21	McWilliams-Frank-7	S. Johnson-3	Smith-Taylor-13	8,770
Jul 18	HOUSTON	W 57- 52	4-5	3-7	7-12	McWilliams-Frank-1	McWilliams-Frank-1	S. Johnson-6	Streimikyte-16	6,170
Jul 20	@Charlotte	L 65- 72	4-5	3-8	7-13	McWilliams-Frank-1	Sales-7	S. Johnson-5	Feaster-19	5,318
Jul 21	MINNESOTA	W 71- 49	5-5	3-8	8-13	Sales-15	Sales-10	Powell-5	Abrosimova-27	7,574
Jul 24	WASHINGTON	W 71- 63	6-5	3-8	9-13	Sales-20	McWilliams-Frank-1	S. Johnson-5	Bullett-14	5,878
Jul 27	@Miami	L 63- 71 (OT)	6-5	3-9	9-14	S. Johnson-14	Sales-8	Powell-5	Bronello-23	9,052
Jul 29	@Detroit	L 62- 64	6-5	3-10	9-15	Hicks-15	McWilliams-Frank-1	Powell-5	Brown-13	4,763
Jul 30	@Cleveland	L 47- 65	6-5	3-11	9-16	Sales-15	Wyckoff-9	Powell-3	Darling-16	10,043
Aug 1	PORTLAND	W 65- 63	7-5	3-11	10-16	Sales-21	S. Johnson-9	S. Johnson-5	Stiles-13	6,134
Aug 3	@Houston	L 60- 72	7-5	3-12	10-17	McWilliams-Frank-1	McWilliams-Frank-8	Powell-3	Arcaín-18	11,180
Aug 5	PHOENIX	W 78- 69	8-5	3-12	11-17	S. Johnson-25	McWilliams-Frank-8	S. Johnson-6	Fallon-17	6,334
Aug 7	CLEVELAND	W 74- 67	9-5	3-12	12-17	Douglas-16	S. Johnson-6	S. Johnson-6	Jones-20	5,941
Aug 10	@New York	L 67- 77	9-5	3-13	12-18	Sales-21	Sales-9	Douglas-5	Johnson-17	17,163
Aug 11	MIAMI	L 64- 75	9-6	3-13	12-19	S. Johnson-16	Powell-7	Sales-5	Baranova-19	11,903
Aug 14	INDIANA	W 78- 72	10-6	3-13	13-19	Douglas-18	Hicks-8	Powell-4	R. Williams-18	8,570





Orlando Miracle 2001 HIGH GAMES

PLAYER	MINUTES	FIELD GOALS	FREE THROWS	----- OFFENSIVE REBOUNDS -----	DEFENSIVE	TOTAL	ASSISTS	STEALS	TURNOVERS	BLOCKED SHOTS	POINTS
TAWONA ALHALEEM	24C JUL. 10 vs Miami	4C(2) JUL. 21 vs Minn.	2C JUL. 27 at Miami	4C JUL. 13 at Ind.	4C(2) AUG. 14 vs Ind.	6C JUL. 13 at Ind.	3C JUL. 12 at Cha.	2C(2) JUL. 10 vs Miami	5C JUL. 27 at Miami	0C	10C JUL. 10 vs Miami
CINTIA DOS SANTOS	17 AUG. 7 vs Clev.	3 AUG. 7 vs Clev.	2 (2) AUG. 7 vs Clev.	1 JUN. 7 at Utah	2 (2) AUG. 7 vs Clev.	2 (2) AUG. 7 vs Clev.	1 (2) AUG. 7 vs Clev.	2 JUN. 12 at Sea.	2 JUN. 5 at Det.	3 JUN. 7 at Utah	8 AUG. 7 vs Clev.
KATIE DOUGLAS	32 AUG. 10 at N.Y.	5 AUG. 14 vs Ind.	7 AUG. 7 vs Clev.	2 (6) AUG. 14 vs Ind.	3 (4) AUG. 14 vs Ind.	5 (2) AUG. 14 vs Ind.	5 AUG. 10 at N.Y.	5T AUG. 14 vs Ind.	5 AUG. 10 at N.Y.	2 JUN. 5 at Det.	18 AUG. 14 vs Ind.
JESSIE HICKS	35C JUL. 27 at Miami	6 (2) JUL. 29 at Det.	5 (2) JUL. 21 vs Minn.	3 (5) JUL. 29 at Det.	6C AUG. 14 vs Ind.	8T AUG. 14 vs Ind.	5C JUN. 25 vs N.Y.	4C JUN. 16 at Phoe.	6C JUN. 9 vs Cha.	2 (4) JUL. 27 at Miami	16 JUN. 7 at Utah
JACLYN JOHNSON	22C JUN. 9 vs Cha.	4C JUN. 9 vs Cha.	2C JUN. 14 at L.A.	5C JUN. 5 at Det.	3C JUN. 16 at Phoe.	6C JUN. 5 at Det.	2C(2) JUN. 14 at L.A.	2C JUN. 9 vs Cha.	5C JUN. 16 at Phoe.	2C JUN. 9 vs Cha.	11C JUN. 9 vs Cha.
SHANNON JOHNSON	41 JUL. 27 at Miami	7 AUG. 5 vs Phoe.	9 (2) AUG. 5 vs Phoe.	3 JUL. 12 at Cha.	7 AUG. 1 vs Port.	9 AUG. 1 vs Port.	6 (3) AUG. 7 vs Clev.	5 JUL. 10 vs Miami	5 (3) AUG. 7 vs Clev.	2T JUL. 18 vs Hou.	25 AUG. 5 vs Phoe.
TIFFANY MCCAIN	25C JUN. 16 at Phoe.	5C JUN. 16 at Phoe.	3 JUL. 18 vs Hou.	1T(7) AUG. 11 vs Miami	4C JUN. 23 vs Wash.	4C(2) JUN. 23 vs Wash.	5C JUN. 16 at Phoe.	1T(10) JUL. 21 vs Minn.	3C JUN. 9 vs Cha.	2C JUL. 21 vs Minn.	13C JUN. 16 at Phoe.
CARLA MCGHEE	11 JUN. 5 at Det.	2 JUN. 5 at Det.	2 JUN. 5 at Det.	2 JUN. 5 at Det.	1 (7) AUG. 1 vs Port.	3 JUN. 5 at Det.	0	1 JUN. 1 vs L.A.	2 JUN. 5 at Det.	1 JUL. 13 at Ind.	6 JUN. 5 at Det.
TAJ MCWILLIAMS-FRANKLI	43 JUL. 10 vs Miami	9 JUN. 9 vs Cha.	9 JUL. 8 vs Det.	10C JUL. 18 vs Hou.	10 JUN. 5 at Det.	13 (2) JUL. 24 vs Wash.	5 JUN. 9 vs Cha.	5T(2) JUL. 24 vs Wash.	6T(2) JUL. 24 vs Wash.	5T JUL. 8 vs Det.	23 JUN. 9 vs Cha.

Orlando Miracle 2001 HIGH GAMES

PLAYER	MINUTES	FIELD GOALS	FREE THROWS	----- OFFENSIVE REBOUNDS -----	DEFENSIVE	TOTAL	ASSISTS	STEALS	TURNOVERS	BLOCKED SHOTS	POINTS
ELAINE POWELL	38 (2) AUG. 11 vs Miami	8C JUN. 23 vs Wash.	6 (3) JUL. 24 vs Wash.	4 JUN. 9 vs Cha.	7 JUL. 6 vs Sac.	9 JUN. 9 vs Cha.	8 JUN. 9 vs Cha.	3 (6) AUG. 14 vs Ind.	5 JUN. 14 at L.A.	1 (7) AUG. 14 vs Ind.	20C JUN. 23 vs Wash.
NYKESHA SALES	39 JUL. 27 at Miami	9 (2) AUG. 1 vs Port.	8 JUN. 1 vs L.A.	8C JUL. 12 at Cha.	10T JUL. 21 vs Minn.	10T(2) JUL. 21 vs Minn.	5 (2) AUG. 11 vs Miami	5 (3) AUG. 5 vs Phoe.	6T JUL. 12 at Cha.	1 (6) AUG. 5 vs Phoe.	21 (3) AUG. 10 at N.Y.
BROOKE WYCKOFF	34 JUN. 30 at N.Y.	4 (2) JUL. 18 vs Hou.	3T(3) JUL. 29 at Det.	5C JUN. 14 at L.A.	6 JUN. 25 vs N.Y.	9 JUL. 30 at Clev.	4 (3) AUG. 1 vs Port.	3 JUL. 13 at Ind.	5C(2) JUL. 24 vs Wash.	3T JUL. 13 at Ind.	8 (5) JUL. 18 vs Hou.
MIRACLE High Games	225 (2) JUL. 27 at Miami	37 JUN. 5 at Det.	24 (2) AUG. 7 vs Clev.	21 JUL. 12 at Cha.	29 JUL. 21 vs Minn.	39 JUN. 5 at Det.	22 JUN. 16 at Phoe.	17 JUN. 1 vs L.A.	23 (3) JUN. 16 at Phoe.	8 (4) AUG. 1 vs Port.	92 JUN. 5 at Det.
MIRACLE Low Games	200 (30) AUG. 14 vs Ind.	15 JUN. 27 vs Clev.	2 JUL. 30 at Clev.	3 (2) JUN. 18 at Ind.	14 (4) AUG. 10 at N.Y.	21 (2) AUG. 10 at N.Y.	6 JUN. 27 vs Clev.	3 AUG. 11 vs Miami	6 AUG. 3 at Hou.	0 (2) JUL. 29 at Det.	41 JUN. 27 vs Clev.
OPPONENTS High Games	225 (2) JUL. 27 at Miami	33 JUN. 9 vs Cha.	33 JUN. 7 at Utah	22 AUG. 3 at Hou.	31 JUN. 7 at Utah	51 AUG. 3 at Hou.	22 (3) AUG. 10 at N.Y.	14 (3) JUL. 29 at Det.	25 (2) JUL. 24 vs Wash.	10 (2) JUL. 10 vs Miami	86 JUN. 9 vs Cha.
OPPONENTS Low Games	200 (30) AUG. 14 vs Ind.	16 JUL. 21 vs Minn.	6 AUG. 14 vs Ind.	1 AUG. 11 vs Miami	10 JUN. 9 vs Cha.	13 AUG. 11 vs Miami	9 JUL. 21 vs Minn.	1 JUL. 20 at Cha.	11 JUN. 30 at N.Y.	1 (5) AUG. 7 vs Clev.	49 JUL. 21 vs Minn.

"C" indicates a new career-high, "T" a tied career-high.

Numbers in parentheses indicate the number of games in which a player or team has reached a given total (if more than one).





(16-16)

ORLANDO MIRACLE

Final 2000 Regular Season

PLAYER	G	GS	MIN	-FIELD GOALS-			-3-POINT FG--			-FREE THROWS-			--REBOUNDS--					PTS	AVG				
				FG	FGA	PCT	FG	FGA	PCT	FT	FTA	PCT	OFF	DEF	TOT	AST	PF			DQ	STL	TO	BLK
McWilliams-Frank	32	32	1098	173	330	.524	5	17	.294	87	122	.713	90	154	244	54	86	0	59	83	31	438	13.7
A. Johnson	32	31	1100	175	393	.445	52	148	.351	34	38	.895	30	60	90	54	59	1	24	56	3	436	13.6
Sales	32	32	995	170	383	.444	47	119	.395	43	62	.694	43	96	139	69	92	2	47	67	12	430	13.4
S. Johnson	32	32	1126	122	309	.395	30	90	.333	107	144	.743	53	102	155	169	83	0	58	102	7	381	11.9
dos Santos	32	31	820	94	222	.423	0	1	.000	40	57	.702	35	89	124	38	111	2	16	54	63	228	7.1
Powell	20	1	347	26	66	.394	3	9	.333	17	22	.773	17	33	50	42	21	0	12	30	1	72	3.6
McGhee	32	0	408	30	83	.361	0	3	.000	27	39	.692	27	37	64	23	58	0	21	31	5	87	2.7
McCain	25	0	214	15	49	.306	5	22	.227	16	18	.889	2	9	11	5	18	0	3	9	1	51	2.0
Smith	3	0	12	2	3	.667	0	1	.000	1	1	1.000	1	1	2	1	2	0	2	2	0	5	1.7
Roland	21	0	173	13	37	.351	3	10	.300	4	8	.500	7	10	17	8	16	0	6	19	0	33	1.6
Hicks	26	1	157	10	23	.435	0	0	---	18	29	.621	13	13	26	4	33	0	2	17	7	38	1.5
Gayden	3	0	7	1	2	.500	0	1	.000	0	0	---	0	0	0	1	0	0	0	0	0	2	0.7
Hamzova	15	0	43	2	11	.182	0	3	.000	3	6	.500	1	2	3	5	4	0	5	4	0	7	0.5
MIRACLE	32	-	6500	833	1911	.436	145	424	.342	397	546	.727	319	606	925	473	583	5	255	486	130	2208	69.0
OPPONENTS	32	-	6500	851	1964	.433	153	450	.340	378	495	.764	348	669	1017	536	637	2	264	500	108	2233	69.8

PLAYER	-- SINGLE-GAME HIGHS --								----- AVERAGE PER GAME -----								----- AVERAGE PER 40 MINUTES -----							
	MIN	REB	AST	ST	TO	BL	PTS		MIN	REB	AST	STL	TO	BLK	PTS	REB	AST	PF	STL	TO	BLK	PTS		
McWilliams-Frank	47	14	6	5	5	4	23		34.3	7.6	1.7	1.84	2.6	0.97	13.7	8.9	2.0	3.1	2.15	3.0	1.13	16.0		
A. Johnson	50	10	4	3	5	1	25		34.4	2.8	1.7	0.75	1.8	0.09	13.6	3.3	2.0	2.1	0.87	2.0	0.11	15.9		
Sales	42	10	7	4	6	2	25		31.1	4.3	2.2	1.47	2.1	0.38	13.4	5.6	2.8	3.7	1.89	2.7	0.48	17.3		
S. Johnson	49	11	12	5	8	1	23		35.2	4.8	5.3	1.81	3.2	0.22	11.9	5.5	6.0	2.9	2.06	3.6	0.25	13.5		
dos Santos	40	11	5	3	4	5	17		25.6	3.9	1.2	0.50	1.7	1.97	7.1	6.0	1.9	5.4	0.78	2.6	3.07	11.1		
Powell	29	7	5	2	3	1	9		17.4	2.5	2.1	0.60	1.5	0.05	3.6	5.8	4.8	2.4	1.38	3.5	0.12	8.3		
McGhee	37	11	3	2	3	2	9		12.8	2.0	0.7	0.66	1.0	0.16	2.7	6.3	2.3	5.7	2.06	3.0	0.49	8.5		
McCain	19	2	1	2	1	8		8.6	0.4	0.2	0.12	0.4	0.04	2.0	2.1	0.9	3.4	0.56	1.7	0.19	9.5			
Smith	8	2	1	1	1	0	5		4.0	0.7	0.3	0.67	0.7	0.00	1.7	6.7	3.3	6.7	6.67	6.7	0.00	16.7		
Roland	20	3	2	2	4	0	9		8.2	0.8	0.4	0.29	0.9	0.00	1.6	3.9	1.8	3.7	1.39	4.4	0.00	7.6		
Hicks	14	7	2	1	2	2	5		6.0	1.0	0.2	0.08	0.7	0.27	1.5	6.6	1.0	8.4	0.51	4.3	1.78	9.7		
Gayden	3	0	1	0	0	0	2		2.3	0.0	0.3	0.00	0.0	0.00	0.7	0.0	5.7	0.0	0.00	0.0	0.00	11.4		
Hamzova	10	1	1	2	2	0	2		2.9	0.2	0.3	0.33	0.3	0.00	0.5	2.8	4.7	3.7	4.65	3.7	0.00	6.5		
MIRACLE	250	41	22	15	27	10	92		203.1	28.9	14.8	7.97	15.2	4.06	69.0	28.5	14.6	17.9	7.85	15.0	4.00	67.9		
OPPONENTS	250	43	28	17	24	8	92		203.1	31.8	16.8	8.25	15.6	3.38	69.8	31.3	16.5	19.6	8.12	15.4	3.32	68.7		

ORLANDO MIRACLE

Date	Opponent	Team/Opp	Home	Road	Total	High Scoring	High Rebounds	High Assists	Opponent Scoring	Atten.
May 31	@Washington	L 66- 92	0-0	0-1	0-1	S. Johnson-16	McWilliams-Frank-8S. Johnson-5 Powell-5		Holdsclaw-29	14,421
Jun 1	CHARLOTTE	W 82- 79	1-0	0-1	1-1	Sales-24	McWilliams-Frank-9S. Johnson-7		Stinson-18	6,890
Jun 3	@Indiana	W 88- 82	1-0	1-1	2-1	S. Johnson-16	dos Santos-5 S. Johnson-10		Thompson-22	12,575
Jun 5	SACRAMENTO	W 75- 68	2-0	1-1	3-1	Sales-22	McWilliams-Frank-1S. Johnson-8		Holland-Corn-21	7,043
Jun 7	@Cleveland	L 79- 83 (OT)	2-0	1-2	3-2	Sales-24	McWilliams-Frank-8S. Johnson-8		Nemcova-23	4,687
Jun 8	MINNESOTA	L 57- 71	2-1	1-2	3-3	McWilliams-Frank-1McWilliams-Frank-9S. Johnson-3		Lennox-24	5,731	
Jun 10	@Charlotte	W 74- 71	2-1	2-2	4-3	McWilliams-Frank-2dos Santos-6	McWilliams-Frank-6		Stinson-18	5,003
Jun 13	@Utah	W 88- 80	2-1	3-2	5-3	S. Johnson-19	Sales-6 S. Johnson-12		Williams-19	4,394
Jun 15	@Minnesota	L 66- 72	2-1	3-3	5-4	Sales-23	dos Santos-11 S. Johnson-3		Lennox-25	7,189
Jun 17	INDIANA	L 54- 79	2-2	3-3	5-5	McWilliams-Frank-1McWilliams-Frank-6S. Johnson-4		Thompson-17	7,300	
Jun 22	CLEVELAND	W 77- 64	3-2	3-3	6-5	McWilliams-Frank-2McWilliams-Frank-1Tied with-3		Darling-15	6,241	
Jun 24	CHARLOTTE	W 69- 68	4-2	3-3	7-5	Sales-22	Sales-10 dos Santos-4		Reid-13 Travis-13 Stinson-13	6,803
Jun 26	HOUSTON	L 58- 70	4-3	3-3	7-6	McWilliams-Frank-1S. Johnson-11	S. Johnson-6		Thompson-19	7,427
Jun 28	MIAMI	W 61- 53	5-3	3-3	8-6	S. Johnson-14	McWilliams-Frank-8S. Johnson-4		Flores-9	5,744
Jun 30	@Miami	W 66- 63	5-3	4-3	9-6	McWilliams-Frank-1McWilliams-Frank-9A. Johnson-4		Colleton-14	9,849	
Jul 1	NEW YORK	W 69- 57	6-3	4-3	10-6	S. Johnson-23	S. Johnson-11 A. Johnson-3		Phillips-21	7,339
Jul 6	INDIANA	W 72- 60	7-3	4-3	11-6	McWilliams-Frank-2S. Johnson-7	S. Johnson-4		Walters-16	7,081
Jul 8	SEATTLE	W 64- 53	8-3	4-3	12-6	A. Johnson-18	McWilliams-Frank-9Powell-5		S. Edwards-18	8,266
Jul 9	@Detroit	W 68- 62	8-3	5-3	13-6	A. Johnson-17	McWilliams-Frank-1S. Johnson-5		Palmer-19	6,214
Jul 12	@Cleveland	L 72- 74 (OT)	8-3	5-4	13-7	McWilliams-Frank-2McWilliams-Frank-7Powell-5		Andrade-17	6,558	
Jul 14	NEW YORK	L 51- 55	8-4	5-4	13-8	A. Johnson-22	A. Johnson-10 S. Johnson-3		Johnson-15	8,864
Jul 19	DETROIT	W 88- 78	9-4	5-4	14-8	Sales-20	McWilliams-Frank-1Sales-7		Neves-19	9,464
Jul 21	@Washington	L 59- 61	9-4	5-5	14-9	S. Johnson-17	S. Johnson-8 S. Johnson-5		Holdsclaw-16	13,382
Jul 23	UTAH	L 66- 69	9-5	5-5	14-10	A. Johnson-18	dos Santos-11 S. Johnson-7		Williams-23	8,048
Jul 25	@Los Angeles	L 63- 78	9-5	5-6	14-11	dos Santos-14	S. Johnson-7 S. Johnson-6		Leslie-17	6,462
Jul 27	@Sacramento	L 66- 73	9-5	5-7	14-12	Sales-25	S. Johnson-10 S. Johnson-9		Bolton-24	7,196
Jul 30	@Portland	L 55- 76	9-5	5-8	14-13	A. Johnson-20	S. Johnson-8 S. Johnson-4		Witherspoon-27	8,634
Aug 1	@Phoenix	L 77- 84	9-5	5-9	14-14	A. Johnson-24	McGhee-7 S. Johnson-7		Gillom-28	9,564
Aug 4	@New York	L 57- 70	9-5	5-10	14-15	A. Johnson-14	McWilliams-Frank-1S. Johnson-9		Phillips-18	17,114
Aug 6	DETROIT	W 92- 63	10-5	5-10	15-15	A. Johnson-25	dos Santos-8 S. Johnson-9		Canty-10	8,479
Aug 7	WASHINGTON	W 65- 57	11-5	5-10	16-15	Sales-16	dos Santos-7 S. Johnson-4		Bullett-14	7,090
Aug 9	@Miami	L 64- 68 (2OT)	11-5	5-11	16-16	McWilliams-Frank-2McWilliams-Frank-1S. Johnson-6		Holdsclaw-14 Sam-24	8,917	





Orlando Miracle 2000 HIGH GAMES

PLAYER	MINUTES	FIELD	FREE	----- REBOUNDS -----			ASSISTS	STEALS	TURNOVERS	BLOCKED SHOTS	POINTS
		GOALS	THROWS	OFFENSIVE	DEFENSIVE	TOTAL					
CINTIA DOS SANTOS	40C JUN. 7 at Clev.	8C JUL. 19 vs Det.	5 JUN. 3 at Ind.	3T(3) JUL. 23 vs Utah	9C JUN. 15 at Minn.	11C(2) JUL. 23 vs Utah	5C JUN. 7 at Clev.	3C(2) JUL. 19 vs Det.	4C JUN. 15 at Minn.	5C(2) JUL. 19 vs Det.	17 JUL. 19 vs Det.
CORNELIA GAYDEN	3C(2) JUN. 3 at Ind.	1C MAY. 31 at Wash.	0C	0C	0C	0C	1C JUN. 3 at Ind.	0C	0C	0C	2C MAY. 31 at Wash.
ROMANA HAMZOVA	10C AUG. 6 vs Det.	1C(2) AUG. 6 vs Det.	2C JUL. 6 vs Ind.	1C JUN. 17 vs Ind.	1C(2) JUL. 1 vs N.Y.	1C(3) JUL. 1 vs N.Y.	1C(5) AUG. 6 vs Det.	2C AUG. 6 vs Det.	2C JUN. 10 at Cha.	0C	2C(3) AUG. 6 vs Det.
JESSIE HICKS	14 MAY. 31 at Wash.	2 JUN. 22 vs Clev.	3 (2) JUN. 10 at Cha.	2 (4) AUG. 6 vs Det.	5 AUG. 6 vs Det.	7 AUG. 6 vs Det.	2 JUN. 1 vs Cha.	1 (2) JUL. 27 at Sac.	2 (4) AUG. 6 vs Det.	2 (2) JUL. 30 at Port.	5 (2) JUN. 22 vs Clev.
ADRIENNE JOHNSON	50C AUG. 9 at Miami	10C(2) AUG. 6 vs Det.	7C JUN. 28 vs Miami	3 (2) JUL. 27 at Sac.	7C JUL. 14 vs N.Y.	10C JUL. 14 vs N.Y.	4C(2) JUL. 21 at Wash.	3 (2) AUG. 7 vs Wash.	5C JUL. 9 at Det.	1 (3) JUL. 9 at Det.	25C AUG. 6 vs Det.
SHANNON JOHNSON	49 AUG. 9 at Miami	8 (2) JUN. 13 at Utah	10 (2) JUN. 30 at Miami	6C JUL. 27 at Sac.	8T JUN. 26 vs Hou.	11C(2) JUL. 1 vs N.Y.	12 JUN. 13 at Utah	5 JUN. 13 at Utah	8T AUG. 9 at Miami	1 (7) AUG. 6 vs Det.	23 JUL. 1 vs N.Y.
TIFFANY MCCAIN	19 JUN. 10 at Cha.	2 (5) AUG. 4 at N.Y.	5C JUN. 13 at Utah	1T(2) JUL. 19 vs Det.	2 (2) AUG. 6 vs Det.	2 (2) AUG. 6 vs Det.	2 JUL. 23 vs Utah	1T(3) AUG. 6 vs Det.	2 JUN. 15 at Minn.	1 JUL. 1 vs N.Y.	8 JUN. 8 vs Minn.
CARLA MCGHEE	37C AUG. 9 at Miami	4C(2) JUL. 6 vs Ind.	4 JUL. 23 vs Utah	6C AUG. 9 at Miami	6C AUG. 1 at Phoe.	11C AUG. 9 at Miami	3C AUG. 1 at Phoe.	2C(4) AUG. 4 at N.Y.	3 (3) JUL. 12 at Clev.	2T JUL. 25 at L.A.	9C JUL. 6 vs Ind.
TAJ MCWILLIAMS-FRANKLIAUG.	47C AUG. 9 at Miami	11 AUG. 9 at Miami	10 (2) JUL. 12 at Clev.	6 (2) AUG. 9 at Miami	10 (2) JUL. 19 vs Det.	14 AUG. 4 at N.Y.	6 JUN. 10 at Cha.	5T MAY. 31 at Wash.	5 (6) AUG. 4 at N.Y.	4 JUL. 19 vs Det.	23 AUG. 9 at Miami

Orlando Miracle 2000 HIGH GAMES

PLAYER	MINUTES	FIELD	FREE	----- REBOUNDS -----			ASSISTS	STEALS	TURNOVERS	BLOCKED SHOTS	POINTS
		GOALS	THROWS	OFFENSIVE	DEFENSIVE	TOTAL					
ELAINE POWELL	29 MAY. 31 at Wash.	4 JUN. 1 vs Cha.	3 (4) JUL. 12 at Clev.	3 JUN. 8 vs Minn.	4 (3) JUL. 12 at Clev.	7 JUN. 8 vs Minn.	5 (4) JUL. 12 at Clev.	2 (4) JUL. 12 at Clev.	3 (3) JUN. 28 vs Miami	1 JUN. 24 vs Cha.	9 (2) JUL. 9 at Det.
JANNON ROLAND	20C JUN. 8 vs Minn.	3C JUN. 3 at Ind.	2C JUN. 3 at Ind.	1C(7) AUG. 6 vs Det.	2C(3) AUG. 1 at Phoe.	3C JUN. 8 vs Minn.	2C JUN. 5 vs Sac.	2C(2) AUG. 6 vs Det.	4C JUN. 7 at Clev.	0C	9C JUN. 3 at Ind.
NYKESHA SALES	42 JUL. 12 at Clev.	9 (7) JUL. 27 at Sac.	4 (3) JUL. 12 at Clev.	4 AUG. 1 at Phoe.	8 JUN. 24 vs Cha.	10T JUN. 24 vs Cha.	7 JUL. 19 vs Det.	4 (2) JUL. 12 at Clev.	6T JUN. 7 at Clev.	2 AUG. 1 at Phoe.	25 JUL. 27 at Sac.
LACHARLOTTE SMITH	8C AUG. 6 vs Det.	2C AUG. 6 vs Det.	1C AUG. 6 vs Det.	1C AUG. 6 vs Det.	1C AUG. 6 vs Det.	2C AUG. 6 vs Det.	1C AUG. 6 vs Det.	1C(2) AUG. 6 vs Det.	1C(2) AUG. 6 vs Det.	0C	5C AUG. 6 vs Det.
MIRACLE High Games	250 AUG. 9 at Miami	37 JUL. 19 vs Det.	27 JUN. 3 at Ind.	19 AUG. 9 at Miami	28 AUG. 6 vs Det.	41 AUG. 6 vs Det.	22 JUN. 10 at Cha.	15 JUL. 12 at Clev.	27 JUN. 7 at Clev.	10 (2) JUL. 19 vs Det.	92 AUG. 6 vs Det.
MIRACLE Low Games	200 (29) AUG. 7 vs Wash.	18 (3) JUL. 30 at Port.	3 JUL. 27 at Sac.	4 JUL. 19 vs Det.	12 JUL. 8 vs Sea.	18 JUL. 8 vs Sea.	9 (2) JUL. 14 vs N.Y.	2 JUL. 30 at Port.	7 JUN. 3 at Ind.	0 (2) JUL. 6 vs Ind.	51 JUL. 14 vs N.Y.
OPPONENTS High Games	250 AUG. 9 at Miami	38 MAY. 31 at Wash.	22 JUN. 15 at Minn.	20 JUN. 30 at Miami	28 (2) JUL. 25 at L.A.	43 JUN. 3 at Ind.	28 MAY. 31 at Wash.	17 JUN. 7 at Clev.	24 JUL. 12 at Clev.	8 JUL. 25 at L.A.	92 MAY. 31 at Wash.
OPPONENTS Low Games	200 (29) AUG. 7 vs Wash.	20 JUL. 6 vs Ind.	4 (2) JUL. 9 at Det.	5 JUL. 14 vs N.Y.	15 (2) JUL. 8 vs Sea.	24 (2) JUL. 1 vs N.Y.	6 JUN. 15 at Minn.	2 JUN. 3 at Ind.	10 JUL. 1 vs N.Y.	0 (3) JUL. 1 vs N.Y.	53 (2) JUL. 8 vs Sea.

"C" indicates a new career-high, "T" a tied career-high.
Numbers in parentheses indicate the number of games in which a player or team has reached a given total (if more than one).





(15-17) ORLANDO MIRACLE Final 1999 Regular Season

PLAYER	G	GS	MIN	-FIELD GOALS-			-3-POINT FG--			-FREE THROWS-			--REBOUNDS--					PTS	AVG				
				FG	FGA	PCT	FG	FGA	PCT	FT	FTA	PCT	OFF	DEF	TOT	AST	PF			DQ	STL	TO	BLK
S. Johnson	32	32	1147	151	338	.447	40	110	.364	105	153	.686	44	106	150	141	79	0	54	121	12	447	14.0
Sales	32	32	1039	153	397	.385	36	109	.330	95	118	.805	44	91	135	91	97	2	69	69	8	437	13.7
McWilliams-Frank	32	32	1042	153	319	.480	20	45	.444	94	141	.667	81	158	239	51	96	3	57	80	38	420	13.1
Sam	32	32	1088	134	345	.388	41	125	.328	55	80	.688	39	107	146	77	112	4	41	64	9	364	11.4
Congreaves	32	32	812	75	150	.500	15	41	.366	44	53	.830	40	61	101	34	84	1	24	49	7	209	6.5
Phillips	32	0	335	52	128	.406	0	3	.000	26	54	.481	26	40	66	9	54	0	19	48	8	130	4.1
Powell	18	0	256	17	33	.515	1	9	.111	12	22	.545	9	14	23	32	22	0	9	19	4	47	2.6
A. Johnson	29	0	224	25	62	.403	1	8	.125	6	9	.667	12	16	28	14	21	0	5	14	2	57	2.0
McGhee	30	0	234	15	47	.319	0	0	---	15	18	.833	22	24	46	8	38	0	8	22	3	45	1.5
Moore	23	0	114	10	21	.476	0	1	.000	6	12	.500	4	9	13	1	21	0	4	13	0	26	1.1
Suber (TOT)	25	0	114	7	24	.292	1	9	.111	5	10	.500	4	9	13	9	14	0	5	10	0	20	0.8
Suber (ORL)	25	0	114	7	24	.292	1	9	.111	5	10	.500	4	9	13	9	14	0	5	10	0	20	0.8
Ford	8	0	45	1	5	.200	0	1	.000	2	2	1.000	4	2	6	0	10	0	2	1	2	4	0.5
MIRACLE	32	-	6450	793	1869	.424	155	461	.336	465	672	.692	329	637	966	467	648	10	297	521	93	2206	68.9
OPPONENTS	32	-	6450	812	1892	.429	161	438	.368	431	608	.709	340	664	1004	537	660	9	257	534	124	2216	69.3

PLAYER	-- SINGLE-GAME HIGHS --							----- AVERAGE PER GAME -----							----- AVERAGE PER 40 MINUTES -----						
	MIN	REB	AST	ST	TO	BL	PTS	MIN	REB	AST	STL	TO	BLK	PTS	REB	AST	PF	STL	TO	BLK	PTS
S. Johnson	41	9	9	6	8	2	31	35.8	4.7	4.4	1.69	3.8	0.38	14.0	5.2	4.9	2.8	1.88	4.2	0.42	15.6
Sales	38	8	6	6	6	2	29	32.5	4.2	2.8	2.16	2.2	0.25	13.7	5.2	3.5	3.7	2.66	2.7	0.31	16.8
McWilliams-Frank	40	15	4	5	5	4	24	32.6	7.5	1.6	1.78	2.5	1.19	13.1	9.2	2.0	3.7	2.19	3.1	1.46	16.1
Sam	44	10	7	4	4	2	22	34.0	4.6	2.4	1.28	2.0	0.28	11.4	5.4	2.8	4.1	1.51	2.4	0.33	13.4
Congreaves	37	11	5	3	6	1	16	25.4	3.2	1.1	0.75	1.5	0.22	6.5	5.0	1.7	4.1	1.18	2.4	0.34	10.3
Phillips	17	7	3	3	5	1	8	10.5	2.1	0.3	0.59	1.5	0.25	4.1	7.9	1.1	6.4	2.27	5.7	0.96	15.5
Powell	35	5	6	2	3	1	9	14.2	1.3	1.8	0.50	1.1	0.22	2.6	3.6	5.0	3.4	1.41	3.0	0.63	7.3
A. Johnson	16	6	3	1	2	1	8	7.7	1.0	0.5	0.17	0.5	0.07	2.0	5.0	2.5	3.8	0.89	2.5	0.36	10.2
McGhee	16	7	1	1	6	2	5	7.8	1.5	0.3	0.27	0.7	0.10	1.5	7.9	1.4	6.5	1.37	3.8	0.51	7.7
Moore	13	4	1	2	2	0	5	5.0	0.6	0.0	0.17	0.6	0.00	1.1	4.6	0.4	7.4	1.40	4.6	0.00	9.1
Suber (TOT)	17	2	1	1	2	0	4	4.6	0.5	0.4	0.20	0.4	0.00	0.8	4.6	3.2	4.9	1.75	3.5	0.00	7.0
Suber (ORL)	17	2	1	1	2	0	4	4.6	0.5	0.4	0.20	0.4	0.00	0.8	4.6	3.2	4.9	1.75	3.5	0.00	7.0
Ford	13	4	0	1	1	1	2	5.6	0.8	0.0	0.25	0.1	0.25	0.5	5.3	0.0	8.9	1.78	0.9	1.78	3.6
MIRACLE	225	41	26	15	24	6	93	201.6	30.2	14.6	9.28	16.3	2.91	68.9	30.0	14.5	20.1	9.21	16.2	2.88	68.4
OPPONENTS	225	40	25	19	22	9	86	201.6	31.4	16.8	8.03	16.7	3.88	69.3	31.1	16.7	20.5	7.97	16.6	3.84	68.7

ORLANDO MIRACLE		Team/Opp	Home	Road	Total	High Scoring	High Rebounds	High Assists	Opponent Scoring	Atten.
Jun 10	HOUSTON	L	63- 77	0-1	0-0	0-1	McWilliams-Frank-1	McWilliams-Frank-7	S. Johnson-7 Cooper-24	15,422
Jun 12	@Utah	L	65- 71	0-1	0-1	0-2	Sam-21	Sam-10	S. Johnson-7 Palmer-22	14,783
Jun 15	LOS ANGELES	W	88- 86	1-1	0-1	1-2	Sales-29	Congreaves-11	S. Johnson-8 Leslie-23	7,588
Jun 17	@Detroit	L	74- 79	1-1	0-2	1-3	S. Johnson-22	McWilliams-Frank-1	McWilliams-Frank-2 Brondello-23	10,745
Jun 19	WASHINGTON	W	73- 68	2-1	0-2	2-3	S. Johnson-18	McWilliams-Frank-1	S. Johnson-7 Holdscraw-23	10,218
Jun 21	PHOENIX	W	80- 76	3-1	0-2	3-3	Sam-20	McWilliams-Frank-9	S. Johnson-9 Gillom-25	7,771
Jun 22	@Cleveland	W	71- 62	3-1	1-2	4-3	Sales-20 Sam-22	McWilliams-Frank-7 Sales-7 Sam-6	Sales-6 Melvin-16	6,676
Jun 28	@Houston	W	68- 66	3-1	2-2	5-3	Sales-23	Sales-4	S. Johnson-4 Cooper-21	10,204
Jul 3	CHARLOTTE	L	58- 75	3-2	2-2	5-4	S. Johnson-17	McWilliams-Frank-1	S. Johnson-4 Bullett-24	10,005
Jul 7	MINNESOTA	L	66- 71	3-3	2-2	5-5	Sam-15	McGhee-7 Sam-7	S. Johnson-6 Edwards-22	7,229
Jul 9	@Charlotte	W	66- 61	3-3	3-2	6-5	Sales-16	S. Johnson-5 McWilliams-Frank-5	S. Johnson-4 Smith-Taylor-12	5,839
Jul 10	UTAH	W	62- 56	4-3	3-2	7-5	Sales-21	S. Johnson-8	S. Johnson-4 Williams-23	11,186
Jul 12	DETROIT	L	67- 76	4-4	3-2	7-6	Congreaves-14 McWilliams-Frank-14	McWilliams-Frank-8	S. Johnson-5 Brondello-22	8,487
Jul 16	CHARLOTTE	L	50- 56	4-5	3-2	7-7	Sales-15	McWilliams-Frank-6	S. Johnson-3 Staley-23	8,826
Jul 17	SACRAMENTO	L	70- 76	4-6	3-2	7-8	Sales-20	McWilliams-Frank-1	S. Johnson-9 Griffith-20	10,194
Jul 19	@Washington	W	77- 52	4-6	4-2	8-8	Sam-20	S. Johnson-6	S. Johnson-4 Holdscraw-19	11,008
Jul 20	@New York	L	56- 61	4-6	4-3	8-9	McWilliams-Frank-1	S. Johnson-7 Sam-3	Robinson-15	11,902
Jul 23	@Phoenix	L	67- 73	4-6	4-4	8-10	S. Johnson-22	Sam-6	S. Johnson-6 Harrower-16	12,226
Jul 24	@Sacramento	W	73- 64	4-6	5-4	9-10	S. Johnson-31	McWilliams-Frank-1	S. Johnson-5 Griffith-18	9,810
Jul 27	@Los Angeles	L	60- 81	4-6	5-5	9-11	McWilliams-Frank-1	McWilliams-Frank-7	Powell-4 Leslie-19	5,079
Jul 29	NEW YORK	L (OT)	65- 73	4-7	5-5	9-12	S. Johnson-25	McWilliams-Frank-1	S. Johnson-5 Hampton-21	11,384
Aug 1	@New York	L	61- 74	4-7	5-6	9-13	Sales-21	Sales-8	Congreaves-3 Johnson-18	14,719
Aug 4	CLEVELAND	W	70- 62	5-7	5-6	10-13	McWilliams-Frank-1	McWilliams-Frank-9	S. Johnson-5 Brown-12	9,099
Aug 5	@Washington	L	68- 72	5-7	5-7	10-14	McWilliams-Frank-2	McWilliams-Frank-1	Sam-7 McCray-24 Holdscraw-24	12,763
Aug 7	@Charlotte	L	60- 64	5-7	5-8	10-15	S. Johnson-25	McWilliams-Frank-6	Sales-5 Stinson-12 Staley-12	10,523
Aug 9	NEW YORK	L	75- 80	5-8	5-8	10-16	Sales-24	McWilliams-Frank-6 Sales-6	Sales-5 Robinson-18	9,059
Aug 12	CLEVELAND	W	55- 54	6-8	5-8	11-16	Sales-16	McWilliams-Frank-1	Sales-5 Nemcova-16	7,028
Aug 14	@Cleveland	W	73- 61	6-8	6-8	12-16	Sales-17	S. Johnson-6	S. Johnson-8 Edwards-17	11,392
Aug 15	WASHINGTON	W	81- 54	7-8	6-8	13-16	Sam-19	McWilliams-Frank-9	Sales-6 McCray-13	11,283
Aug 18	DETROIT	W	93- 81	8-8	6-8	14-16	McWilliams-Frank-2	McWilliams-Frank-1	Powell-6 Azzi-19	12,039
Aug 20	@Minnesota	W (OT)	83- 80	8-8	7-8	15-16	S. Johnson-20	McWilliams-Frank-8	Sales-6 Folkl-21	14,171
Aug 21	@Detroit	L	68- 74	8-8	7-9	15-17	S. Johnson-22	Sam-7	Powell-4 Azzi-27	12,378





Orlando Miracle 1999 HIGH GAMES

PLAYER	MINUTES	FIELD	FREE	----- REBOUNDS -----			ASSISTS	STEALS	TURNOVERS	BLOCKED	POINTS
		GOALS	THROWS	OFFENSIVE	DEFENSIVE	TOTAL				SHOTS	
ANDREA CONGREAVES	37 JUN. 28 at Hou.	6 (2) AUG. 20 at Minn.	5 (2) JUN. 21 vs Phoe.	7T JUN. 15 vs L.A.	5 JUL. 24 at Sac.	11 JUN. 15 vs L.A.	5 JUN. 15 vs L.A.	3T(2) AUG. 15 vs Wash.	6C(2) JUL. 17 vs Sac.	1T(7) AUG. 21 at Det.	16 AUG. 20 at Minn.
KISHA FORD	13 JUN. 10 vs Hou.	1 JUN. 10 vs Hou.	2 JUL. 7 vs Minn.	2 (2) JUN. 12 at Utah	2 JUN. 10 vs Hou.	4 JUN. 10 vs Hou.	0	1 (2) JUN. 15 vs L.A.	1 JUN. 19 vs Wash.	1 (2) JUN. 21 vs Phoe.	2 (2) JUL. 7 vs Minn.
ADRIENNE JOHNSON	16 AUG. 15 vs Wash.	4 AUG. 15 vs Wash.	3 JUN. 22 at Clev.	3 JUL. 10 vs Utah	3 JUL. 10 vs Utah	6 JUL. 10 vs Utah	3 AUG. 21 at Det.	1 (5) AUG. 21 at Det.	2 AUG. 21 at Det.	1 (2) JUL. 17 vs Sac.	8 AUG. 15 vs Wash.
SHANNON JOHNSON	41 AUG. 20 at Minn.	12C JUL. 24 at Sac.	8 (2) AUG. 4 vs Clev.	4 (2) AUG. 5 at Wash.	8T JUN. 21 vs Phoe.	9 (2) JUL. 24 at Sac.	9 (2) JUL. 17 vs Sac.	6 AUG. 1 at N.Y.	8T AUG. 14 at Clev.	2T JUN. 12 at Utah	31 JUL. 24 at Sac.
CARLA MCGHEE	16 JUL. 10 vs Utah	2 (3) JUL. 27 at L.A.	5C JUL. 10 vs Utah	3 JUL. 10 vs Utah	5 JUL. 7 vs Minn.	7 JUL. 7 vs Minn.	1 (8) AUG. 18 vs Det.	1 (8) AUG. 15 vs Wash.	6C JUL. 7 vs Minn.	2T JUL. 9 at Cha.	5 (2) JUL. 10 vs Utah
TAJ MCWILLIAMS-FRANKLI	40 JUL. 29 vs N.Y.	9 AUG. 5 at Wash.	9 AUG. 18 vs Det.	6 (2) AUG. 12 vs Clev.	11T JUN. 17 at Det.	15 AUG. 12 vs Clev.	4 (2) AUG. 15 vs Wash.	5T JUL. 10 vs Utah	5 (5) AUG. 21 at Det.	4 (2) AUG. 21 at Det.	24 AUG. 5 at Wash.
YOLANDA MOORE	13 JUL. 16 vs Cha.	2 (2) AUG. 18 vs Det.	2 (2) AUG. 4 vs Clev.	1 (4) AUG. 18 vs Det.	4 JUL. 19 at Wash.	4 JUL. 19 at Wash.	1 AUG. 18 vs Det.	2 JUL. 16 vs Cha.	2 (3) AUG. 5 at Wash.	0T	5 JUN. 19 vs Wash.
TARI PHILLIPS	17 (4) AUG. 7 at Cha.	4 (3) AUG. 18 vs Det.	4 AUG. 21 at Det.	3 (3) AUG. 12 vs Clev.	4 (3) AUG. 1 at N.Y.	7 AUG. 1 at N.Y.	3 JUL. 9 at Cha.	3 (2) JUL. 29 vs N.Y.	5 JUL. 19 at Wash.	1 (8) AUG. 5 at Wash.	8 (4) AUG. 21 at Det.
ELAINE POWELL	35 AUG. 20 at Minn.	2 (6) AUG. 21 at Det.	5 AUG. 18 vs Det.	3 AUG. 21 at Det.	3 AUG. 1 at N.Y.	5 (2) AUG. 21 at Det.	6 AUG. 18 vs Det.	2 (2) AUG. 20 at Minn.	3 AUG. 18 vs Det.	1 (4) AUG. 20 at Minn.	9 AUG. 18 vs Det.

Orlando Miracle 1999 HIGH GAMES

PLAYER	MINUTES	FIELD	FREE	----- REBOUNDS -----			ASSISTS	STEALS	TURNOVERS	BLOCKED	POINTS
		GOALS	THROWS	OFFENSIVE	DEFENSIVE	TOTAL				SHOTS	
NYKESHA SALES	38 (2) JUN. 28 at Hou.	10 JUN. 15 vs L.A.	9 AUG. 18 vs Det.	3 (6) AUG. 12 vs Clev.	6 (2) AUG. 9 vs N.Y.	8 AUG. 1 at N.Y.	6 (3) AUG. 20 at Minn.	6T(2) AUG. 18 vs Det.	6T AUG. 1 at N.Y.	2 JUN. 21 vs Phoe.	29 JUN. 15 vs L.A.
SHERI SAM	44 JUL. 29 vs N.Y.	9 JUN. 22 at Clev.	5 AUG. 4 vs Clev.	5T JUN. 12 at Utah	7 AUG. 20 at Minn.	10 JUN. 12 at Utah	7 AUG. 5 at Wash.	4 AUG. 15 vs Wash.	4 (2) AUG. 20 at Minn.	2T JUL. 24 at Sac.	22 JUN. 22 at Clev.
TORA SUBER Cha.-Orl.	17 JUN. 12 at Utah	2 JUL. 19 at Wash.	2 JUL. 27 at L.A.	1 (4) AUG. 9 vs N.Y.	2 JUL. 27 at L.A.	2 (2) JUL. 27 at L.A.	1 (9) AUG. 15 vs Wash.	1 (5) JUL. 20 at N.Y.	2 (2) JUL. 27 at L.A.	0	4 JUL. 19 at Wash.
TORA SUBER Orl.	17 JUN. 12 at Utah	2 JUL. 19 at Wash.	2 JUL. 27 at L.A.	1 (4) AUG. 9 vs N.Y.	2 JUL. 27 at L.A.	2 (2) JUL. 27 at L.A.	1 (9) AUG. 15 vs Wash.	1 (5) JUL. 20 at N.Y.	2 (2) JUL. 27 at L.A.	0	4 JUL. 19 at Wash.
MIRACLE High Games	225 (2) AUG. 20 at Minn.	34 AUG. 15 vs Wash.	35 AUG. 18 vs Det.	18 JUN. 12 at Utah	27 (2) JUL. 19 at Wash.	41 (2) AUG. 12 vs Clev.	26 AUG. 20 at Minn.	15 (2) AUG. 15 vs Wash.	24 JUL. 17 vs Sac.	6 (3) JUN. 21 vs Phoe.	93 AUG. 18 vs Det.
MIRACLE Low Games	200 (30) AUG. 21 at Det.	20 (2) JUL. 20 at N.Y.	5 JUL. 16 vs Cha.	4 JUN. 17 at Det.	11 JUL. 16 vs Cha.	16 JUL. 16 vs Cha.	5 JUN. 17 at Det.	3 JUL. 12 vs Det.	4 AUG. 15 vs Wash.	0 (3) AUG. 12 vs Clev.	50 JUL. 16 vs Cha.
OPPONENTS High Games	225 (2) AUG. 20 at Minn.	32 AUG. 20 at Minn.	26 JUL. 23 at Phoe.	20 JUN. 19 vs Wash.	27 (3) JUL. 29 vs N.Y.	40 (2) JUN. 21 vs Phoe.	25 AUG. 1 at N.Y.	19 JUL. 17 vs Sac.	22 (2) AUG. 18 vs Det.	9 JUN. 10 vs Hou.	86 JUN. 15 vs L.A.
OPPONENTS Low Games	200 (30) AUG. 21 at Det.	16 JUL. 19 at Wash.	4 AUG. 15 vs Wash.	3 AUG. 15 vs Wash.	15 (2) JUL. 20 at N.Y.	23 JUN. 28 at Hou.	5 JUL. 19 at Wash.	2 AUG. 18 vs Det.	10 JUL. 12 vs Det.	1 (6) AUG. 5 at Wash.	52 JUL. 19 at Wash.

"C" indicates a new career-high, "T" a tied career-high.

Numbers in parentheses indicate the number of games in which a player or team has reached a given total (if more than one).





SUN CAREER LEADERS

GAMES

GAMES PLAYED

Nykesha Sales.....	278
Asjha Jones.....	271
Katie Douglas.....	246
Taj McWilliams-Franklin.....	243
Alyssa Thomas.....	239
Jasmine Thomas.....	222
Lindsay Whalen.....	197

GAMES STARTED

Nykesha Sales.....	274
Taj McWilliams-Franklin.....	242
Jasmine Thomas.....	231
Alyssa Thomas.....	230
Katie Douglas.....	221
Lindsay Whalen.....	196
Asjha Jones.....	175

MOST CONSECUTIVE GAMES PLAYED

248	Nykesha Sales.....	(6/10/99-7/6/06)
136	Jonquel Jones.....	(5/14/16-9/8/19)
109	Taj McWilliams-Franklin.....	(6/10/99-6/29/02)
108	Taj McWilliams-Franklin.....	(5/24/03-6/7/06)
105	Shekinna Stricklen.....	(9/13/16-9/8/19)
104	Renee Montgomery.....	(5/15/10-5/31/13)
98	Tan White.....	(6/19/09-9/11/11)
98	Brooke Wyckoff.....	(6/1/01-8/25/03)
97	Tina Charles.....	(5/15/10-9/9/12)
93	Jasmine Thomas.....	(8/12/17-8/30/20)
91	Lindsay Whalen.....	(6/18/04-8/11/06)
82	Ashja Jones.....	(5/30/10-7/11/12)
80	Kelsey Griffin.....	(5/15/10-6/21/12)
70	Katie Douglas.....	(6/22/03-6/24/05)
69	Jasmine Thomas.....	(6/5/15-5/13/17)

MINUTES

CAREER

Nykesha Sales.....	8,762
Taj McWilliams-Franklin.....	7,777
Katie Douglas.....	7,406
Asjha Jones.....	7,116
Alyssa Thomas.....	7,008
Jasmine Thomas.....	6,345
Lindsay Whalen.....	5,350
Shannon Johnson.....	5,275

MINUTES PER GAME (minimum 1,000 minutes)

PLAYERS	GP	MINS	AVG
Shannon Johnson.....	155	5,275	34.0
Sheri Sam.....	32	1,089	34.0
Tina Charles.....	130	4,237	32.3
Taj McWilliams-Franklin.....	243	7,788	32.0
DeWanna Bonner.....	87	2,744	31.3
Nykesha Sales.....	278	8,753	31.3
Katie Douglas.....	246	7,410	30.1

Lindsay Whalen.....	197	5,798	29.3
Alyssa Thomas.....	239	7,008	29.2
Jasmine Thomas.....	222	6,345	28.4

POINTS

CAREER

Nykesha Sales.....	3,955
Asjha Jones.....	3,336
Taj McWilliams-Franklin.....	3,019
Katie Douglas.....	2,996
Alyssa Thomas.....	2,847
Jonquel Jones.....	2,657
Jasmine Thomas.....	2,489
Lindsay Whalen.....	2,290
Tina Charles.....	2,243

SCORING AVERAGE (Min 1,000 points)

PLAYERS	YRS	GP	MINS	AVG
Tina Charles	4	130	2,243	17.3
DeWanna Bonner	3	87	2,744	15.7
Nykesha Sales	9	278	3,955	14.2
Chiney Ogwumike	3	95	1,343	14.1
Jonquel Jones	6	196	4,853	13.5
Shannon Johnson	5	155	2,049	13.2
Taj McWilliams-Franklin	8	243	3,019	12.4
Asjha Jones	9	271	3,336	12.3
Katie Douglas	8	246	2,996	12.2
Alyssa Thomas	9	239	7,008	11.9
Courtney Williams	5	151	3,959	11.8
Alex Bentley	4	124	3,335	11.7
Lindsay Whalen	6	197	2,290	11.6
Kara Lawson	4	110	1,260	11.5
Renee Montgomery	5	158	1,799	11.4
Jasmine Thomas	7	217	6,237	11.3

CONSECUTIVE GAMES SCORING DOUBLE FIGURES

24	DeWanna Bonner.....	(8/8/20-5/30/21)
23	Tina Charles.....	(8/13/11-6/19/12)
19	Jonquel Jones.....	(8/8/18-6/29/19)
18	Tina Charles.....	(8/18/12-6/12/13)
18	Asjha Jones.....	(6/16/09-8/9/09)
17	Katie Douglas.....	(6/20/06-7/30/06)
17	Chiney Ogwumike.....	(7/7/16-9/18/16)

CONSECUTIVE GAMES SCORING 20+ POINTS

6	DeWanna Bonner.....	(8/30/20-9/9/20)
5	Jonquel Jones.....	(5/25/21-6/5/21)
3	Brianna Jones.....	(6/19/21-6/27/21)
3	DeWanna Bonner.....	(7/28/20-8/1/20)
3	Alex Bentley.....	(6/29/16-7/7/16)
3	Jennifer Lacy.....	(8/16/15-8/23/15)
3	Alex Bentley.....	(6/7/14-6/13/14)
3	Tina Charles.....	(8/1/13-8/6/13)
3	Tina Charles.....	(6/1/13-6/12/13)
3	Kara Lawson.....	(9/19/12-5/25/13)
3	Tina Charles.....	(6/16/11-6/23/11)
3	Nykesha Sales.....	(8/9/03-8/16/03)





SUN CAREER LEADERS

3	Shannon Johnson.....(6/5/03-6/13/03)	Renee Montgomery.....	693
3	Nykesha Sales.....(5/30/03-6/5/03)	Jonquel Jones.....	562
3	Shannon Johnson.....(7/19/02-7/22/02)	Alex Bentley.....	528

FIELD GOALS MADE

CAREER

Nykesha Sales.....	1,481
Asjha Jones.....	1,398
Taj McWilliams-Franklin.....	1,169
Katie Douglas.....	1,027
Tina Charles.....	928
Jasmine Thomas.....	909
Alyssa Thomas.....	906
Jonquel Jones.....	780
Lindsay Whalen.....	744
Shannon Johnson.....	658
Alex Bentley.....	657
Courtney Williams.....	610

FIELD GOAL ATTEMPTS

CAREER

Nykesha Sales.....	3,539
Asjha Jones.....	3,063
Katie Douglas.....	2,490
Taj McWilliams-Franklin.....	2,408
Jasmine Thomas.....	2,317
Tina Charles.....	2,012
Alyssa Thomas.....	1,898
Lindsay Whalen.....	1,666

FIELD GOAL PERCENTAGE

CAREER (Min 400 FG made)

Players	FGM-FGA	FG%
Chiney Ogumike.....	530-927	57.2
Brionna Jones.....	566-1008	56.1
Jonquel Jones.....	956-1872	51.1
Taj McWilliams-Franklin.....	1169-2408	48.5
Alyssa Thomas.....	1093-2273	48.2
Kelsey Bone.....	422-886	47.6
Tina Charles.....	928-2012	46.1
Asjha Jones.....	1398-3063	45.6

THREE-POINT FIELD GOALS MADE

CAREER

Katie Douglas.....	383
Nykesha Sales.....	352
Shekinna Stricklen.....	283
Jasmine Thomas.....	274
Renee Montgomery.....	245
Jonquel Jones.....	212
Kara Lawson.....	197

THREE-POINT FIELD GOAL ATTEMPTS

CAREER

Katie Douglas.....	1,074
Nykesha Sales.....	990
Jasmine Thomas.....	791
Shekinna Stricklen.....	726

THREE-POINT FIELD GOAL PERCENTAGE

CAREER (Min 50 3's made)

Players	FGM-FGA	FG%
Kara Lawson.....	197-476	41.4
Jamie Carey.....	84-207	40.6
Natisha Hiedeman.....	156-388	40.2
Shekinna Stricklen.....	283-726	39.0
Jonquel Jones.....	212-562	37.7
Anete Jekabsone-Zogota.....	66-176	37.5

FREE THROWS MADE

CAREER

Lindsay Whalen.....	691
Alyssa Thomas.....	660
Nykesha Sales.....	641
Taj McWilliams-Franklin.....	636
Shannon Johnson.....	585
Katie Douglas.....	562
Jonquel Jones.....	533
Asjha Jones.....	507
Tina Charles.....	386
Renee Montgomery.....	380
Jasmine Thomas.....	381

FREE THROW ATTEMPTS

CAREER

Alyssa Thomas.....	1037
Taj McWilliams-Franklin.....	887
Lindsay Whalen.....	846
Nykesha Sales.....	821
Shannon Johnson.....	793
Katie Douglas.....	704
Jonquel Jones.....	677
Asjha Jones.....	657

FREE THROW PERCENTAGE

CAREER (Min 100 FTM)

PLAYERS	FGM-FGA	FG%
Kara Lawson.....	211-232	90.9
DeWanna Bonner.....	321-367	87.5
Renee Montgomery.....	380-452	84.1
Erin Phillips.....	105-125	84.0
Jasmine Thomas.....	381-457	83.4
Lindsay Whalen.....	691-846	81.7
Allison Hightower.....	102-125	81.6

REBOUNDS

CAREER

Taj McWilliams-Franklin.....	1,814
Alyssa Thomas.....	1,665
Jonquel Jones.....	1,633
Asjha Jones.....	1,447
Tina Charles.....	1,410





SUN CAREER LEADERS

Nykesha Sales.....	1,157
Katie Douglas.....	939
Lindsay Whalen.....	832
Courtney Williams.....	735

REBOUND AVERAGE

(Min 500 reb.)

Tina Charles.....	10.8
Jonquel Jones.....	8.3
Chiney Ogumike.....	7.5
Taj McWilliams-Franklin.....	7.5
Alyssa Thomas.....	6.9
Margo Dydek.....	6.3

OFFENSIVE REBOUNDS

CAREER

Taj McWilliams-Franklin.....	649
Jonquel Jones.....	520
Asjha Jones.....	506
Alyssa Thomas.....	477
Tina Charles.....	476
Nykesha Sales.....	330
Chiney Ogumike.....	296
Katie Douglas.....	280

DEFENSIVE REBOUNDS

CAREER

Alyssa Thomas.....	1,188
Taj McWilliams-Franklin.....	1,165
Jonquel Jones.....	1,113
Asjha Jones.....	941
Tina Charles.....	934
Nykesha Sales.....	827
Lindsay Whalen.....	659
Katie Douglas.....	659

ASSISTS

CAREER

Jasmine Thomas.....	994
Lindsay Whalen.....	964
Alyssa Thomas.....	830
Shannon Johnson.....	737
Nykesha Sales.....	683
Katie Douglas.....	605
Renee Montgomery.....	543
Asjha Jones.....	506

ASSISTS AVERAGE

(Min 300 reb.)

Lindsay Whalen.....	4.9
Shannon Johnson.....	4.8
Jasmine Thomas.....	4.5
Kara Lawson.....	3.52
Alyssa Thomas.....	3.47
Renee Montgomery.....	3.43

PERSONAL FOULS

CAREER

Nykesha Sales.....	798
Asjha Jones.....	709
Taj McWilliams-Franklin.....	650
Alyssa Thomas.....	650
Jonquel Jones.....	555
Lindsay Whalen.....	477
Katie Douglas.....	439
Jasmine Thomas.....	436
Shannon Johnson.....	383

DISQUALIFICATIONS

CAREER

Jonquel Jones.....	11
Taj McWilliams-Franklin.....	8
Asjha Jones.....	8
Nykesha Sales.....	8
Chiney Ogumike.....	6
Brooke Wyckoff.....	4
Cintia dos Santos.....	4
Sheri Sam.....	4

STEALS

CAREER

Nykesha Sales.....	490
Katie Douglas.....	372
Alyssa Thomas.....	359
Taj McWilliams-Franklin.....	350
Jasmine Thomas.....	286
Lindsay Whalen.....	276
Shannon Johnson.....	241

TURNOVERS

CAREER

Nykesha Sales.....	578
Alyssa Thomas.....	548
Asjha Jones.....	547
Jasmine Thomas.....	537
Taj McWilliams-Franklin.....	529
Shannon Johnson.....	482
Katie Douglas.....	459
Lindsay Whalen.....	458

BLOCKED SHOTS

CAREER

Jonquel Jones.....	270
Taj McWilliams-Franklin.....	267
Margo Dydek.....	222
Tina Charles.....	192
Asjha Jones.....	147





SUN INDIVIDUAL HIGHS

30-POINT CLUB

TOTAL	PLAYER	DATE	OPPONENT			
35	Shannon Johnson	6/8/02	vs Cleveland (3OT)		Alyssa Thomas	16 pts, 10 rbs
34	DeWanna Bonner	7/30/20	@ Las Vegas		Jasmine Thomas	14 pts, 10 asts @ Washington
34	Brionna Jones	7/1/21	@ Indiana	7/7/16	Tina Charles	19 pts, 15 rbs @ Minnesota
34	Courtney Williams	6/13/18	vs Washington		Kara Lawson	22 pts, 10 rbs
33	Renee Montgomery	6/23/11	@ Chicago (2OT)		Asjha Jones	16 pts, 11 rbs
33	Renee Montgomery	8/3/10	@ Minnesota (OT)			
33	Lindsay Whalen	7/13/08	@ Washington	9/28/21	Jonquel Jones	26 pts, 11 rbs vs Chicago
33	Lindsay Whalen	7/24/07	vs Detroit		DeWanna Bonner	13pts, 10rebs
32	DeWanna Bonner	9/9/20	vs Phoenix		Brionna Jones	22 pts, 10 rbs
32	Nykesha Sales	8/15/07	@ Indiana			
31	Alex Bentley	6/14/16	vs Washington			
31	Kelsey Bone	9/13/15	vs Chicago			
31	Alex Bentley	8/7/15	vs Washington			
31	Tina Charles	6/19/11	vs Chicago			
31	Asjha Jones	5/31/07	@ Chicago (OT)	5/14/22	Jonquel Jones	16 pts, 12 rbs vs. Los Angeles
31	Nykesha Sales	8/12/03	vs New York		Alyssa Thomas	23 pts, 11 rbs
31	Shannon Johnson	5/30/03	@ Houston	6/17/22	Dewanna Bonner	20 pts, 10 rbs @ Seattle
31	Shannon Johnson	7/24/99	@ Sacramento		Jonquel Jones	17 pts, 13 rbs
31	Jonquel Jones	6/5/21	vs New York	6/26/22	Alyssa Thomas	15 pts, 11rbs @ Atlanta
30	Tina Charles	6/12/13	@ Indiana		Courtney Williams	17 pts, 10 rbs
30	Kara Lawson	9/12/12	vs Washington			
30	Tina Charles	6/3/12	@vs Washington	7/28/22	Dewanna Bonner	12 pts, 10 rbs vs. Seattle
30	Asjha Jones	6/27/08	vs Atlanta (OT)		Alyssa Thomas	19 pts, 11 asts
30	Katie Douglas	6/22/07	@ Indiana	8/2/22	Jonquel Jones	10 pts, 10 rbs vs. Phoenix
30	Jasmine Thomas	8/5/18	vs Las Vegas		Alyssa Thomas	10 pts, 10 rbs, 12 ast

TWO PLAYERS, SAME GAME

DATE	PLAYERS	TOTALS	OPPONENT
5/14/22	Jonquel Jones Alyssa Thomas	16 pts, 12 rbs 23 pts, 11 rbs	vs. Los Angeles
6/17/22	Dewanna Bonner Jonquel Jones	20 pts, 10 rbs 17 pts, 13 rbs	@ Seattle
6/26/22	Alyssa Thomas Courtney Williams	15 pts, 11rbs 17 pts, 10 rbs	@ Atlanta
7/28/22	Dewanna Bonner Alyssa Thomas	12 pts, 10 rbs 19 pts, 11 asts	vs. Seattle
8/2/22	Jonquel Jones Alyssa Thomas	10 pts, 10 rbs 10 pts, 10 rbs, 12 ast	vs. Phoenix
5/28/21	DeWanna Bonner Jonquel Jones	17 pts, 11 rebs 20pts, 12 rebs	vs. Washington
6/22/21	Dewanna Bonner Kaila Charles	25 pts, 13 rebs 12 pts, 12 rebs	vs. Dallas
8/31/21	Jonquel Jones Brionna Jones	31 pts, 14 rebs 22 pts, 10 rebs	@ Washington
9/19/21	Brionna Jones Jonquel Jones	14 pts, 12 rebs 15pts, 10 rebs	vs. Atlanta
7/12/19	Jonquel Jones Alyssa Thomas Courtney Williams	13 pts, 11 rbs 20 pts, 10 rbs 10 pts, 10 rbs	vs Phoenix
7/12/19	Jonquel Jones Alyssa Thomas	13 pts, 11 rbs 20 pts, 10 rbs	vs. Phoenix
6/9/19	Jonquel Jones Alyssa Thomas	17 pts, 13 rbs 12 pts, 12 rbs	@ Atlanta
7/13/18	Courtney Williams Alyssa Thomas	25 pts, 10 rbs 11 pts, 10 asts	vs. Phoenix
8/29/17	Jonquel Jones Alyssa Thomas	14 pts, 22 rbs 26 pts, 10 rbs	@Washington
8/12/17	Jonquel Jones Alyssa Thomas	19 pts, 16 rbs 21 pts, 13 rbs	vs. Dallas
6/27/17	Jonquel Jones Alyssa Thomas	13 pts, 17 rbs 13 pts, 11 rbs	vs. Los Angeles

DOUBLE-DOUBLES

CAREER

TOTAL	PLAYER
80	Tina Charles
68	Jonquel Jones
50	Taj McWilliams-Franklin
40	Alyssa Thomas
28	Chiney Ogwumike
22	Asjha Jones

SEASON

TOTAL	PLAYER	YEAR
23	Tina Charles	2011
22	Tina Charles	2010
20	Jonquel Jones	2017
18	Tina Charles	2012
18	Jonquel Jones	2021
16	Tina Charles	2013
15	Jonquel Jones	2019
13	Chiney Ogwumike	2014

THREE PLAYERS, SAME GAME

DATE	PLAYERS	TOTALS	OPPONENT
7/12/19	Jonquel Jones Alyssa Thomas Courtney Williams	13 pts, 11 rbs 20 pts, 10 rbs 10 pts, 10 rbs	vs. Phoenix
9/18/16	Chiney Ogwumike	10 pts, 10 rbs	





SUN INDIVIDUAL HIGHS

6/10/17	Jonquel Jones Jasmine Thomas	20 pts, 15 rbs 14 pts, 11 asts	vs. Atlanta
5/28/17	Jonquel Jones Alyssa Thomas	23 pts, 21 rbs 17 pts, 10 rbs	@ Chicago
7/15/16	Chiney Ogwumike Alyssa Thomas	16 pts, 13 rbs 17 pts, 12 rbs	vs. Los Angeles
8/30/12	Tina Charles Kelsey Griffin	20 pts, 10 rbs 13 pts, 10 rbs	@ San Anton
7/13/12	Tina Charles Mistie Mims	25 pts, 13 rbs 19 pts, 10 rbs	@Chicago (OT)
7/6/12	Tina Charles Asjha Jones	24 pts, 10 rbs 14 pts, 10 rbs	@ Tulsa
7/1/12	Tina Charles Asjha Jones	13 pts, 14 rbs 15 pts, 11 rbs	vs.Seattle (OT)
6/29/12	Asjha Jones Tina Charles	20 pts, 11 rbs 13 pts, 10 rbs	@Washington
6/8/12	Tina Charles Asjha Jones	12 pts, 14 rbs 12 pts, 12 rbs	@ Indiana
9/11/11	Tina Charles Asjha Jones	18 pts, 11 rbs 17 pts, 11 rbs	vs. New York
9/4/11	Tina Charles Asjha Jones	24 pts, 15 rbs 16 pts, 10 rbs	@Washington
8/18/11	Tina Charles Asjha Jones	29 pts, 14 rbs 10 pts, 11 rbs	@ NY (OT)
6/27/09	Asjha Jones Kerri Gardin	24 pts, 12 rbs 10 pts, 10 rbs	vs. Atlanta
6/27/08	Asjha Jones Lindsay Whalen	30 pts, 10 rbs 20 pts, 10 rbs	vs. Atlanta (OT)
6/17/07	Asjha Jones Lindsay Whalen	22 pts, 12 rbs 12 pts, 10 rbs	vs. Chicago
7/8/06	Asjha Jones Taj McWilliams-Franklin	18 pts, 11 rbs 21 pts, 12 rbs	vs. Phoenix
6/25/04	Nykesha Sales Taj McWilliams-Franklin	22 pts, 10 rbs 12 pts, 10 rbs	vs. Detroit
7/12/01	Nykesha Sales Taj McWilliams-Franklin	18 pts, 10 rbs 11 pts, 10 rbs	@ Charlotte

MINUTES

GAME	TOTAL	PLAYER	DATE	OPPONENT
51		Shannon Johnson	6/8/02	vs Cleveland
SEASON	1,154	Alyssa Thomas	2022	

MINUTES PER GAME, SEASON

TOTAL	PLAYER	DATE
35.8	Shannon Johnson	2002
35.8	Shannon Johnson	1999
35.2	Shannon Johnson	2000
34.4	Adrienne Johnson	2000

POINTS

GAME	TOTAL	PLAYER	DATE	OPPONENT
35		Shannon Johnson	6/8/02	vs Cleveland (3OT)
25		Nykesha Sales	6/23/02	vs New York
16		Courtney Williams	3/13/18	vs Washington
15		Shannon Johnson	6/8/02	vs Cleveland (3OT)
SEASON	600	Tina Charles	2011	

SINGLE SEASON SCORING AVERAGE

TOTAL	PLAYER	DATE
19.7	DeWanna Bonner	2020
19.3	Jonquel Jones	2021
18.0	Tina Charles	2012
17.96	Tina Charles	2013
17.6	Tina Charles	2011
17.0	Asjha Jones	2008
16.9	Katie Douglas	2007

FIELD GOALS MADE

GAME	TOTAL	PLAYER	DATE	OPPONENT
15		Courtney Williams	3/13/18	vs Washington
10		Asjha Jones	7/22/09	vs Sacramento
7		Courtney Williams	3/13/18	vs Washington*
7		Jonquel Jones	8/31/21	@ Washington
5		Shannon Johnson	6/8/02	vs Cleveland (3OT)
SEASON	254	Tina Charles	2011	

FIELD GOAL ATTEMPTS

GAME	TOTAL	PLAYER	DATE	OPPONENT
29		Courtney Williams	3/13/18	vs Washington
29		Renee Montgomery	8/3/10	vs. Minnesota
20		Courtney Williams	3/13/18	vs Washington
12		Courtney Williams	3/13/18	vs Washington
7		Shannon Johnson	6/26/03	vs Indiana
SEASON	545	Tina Charles	2013	

FIELD GOAL PERCENTAGE

GAME (Min 8 FGM)	TOTAL	PLAYER	DATE	OPPONENT
1.00 (8-8)		Chiney Ogwumike	7/7/16	vs Minnesota

MOST FIELD GOAL ATTEMPTS, ALL MADE (Min 4)

TOTAL	PLAYER	DATE	OPPONENT
1.00 (8-8)	Chiney Ogwumike	7/7/16	vs Minnesota

MOST FIELD GOAL ATTEMPTS, NONE MADE (Min 8)

TOTAL	PLAYER	DATE	OPPONENT
.000 (0-9)	Elaine Powell	6/30/01	@ New York

SEASON (Min 60 FGM)

TOTAL	PLAYER	DATE
.605 (98-162)	Brionna Jones	2020

THREE-POINT FIELD GOALS MADE





SUN INDIVIDUAL HIGHS

GAME	TOTAL	PLAYER	DATE	OPPONENT
8	1,000 (12-12)	Lindsay Whalen	7/6/06	vs Charlotte
HALF	5	Shekinna Stricklen	7/19/15	@ Dallas
QTR	4	DeWanna Bonner	6/2/22	@ Washington
	4	Natisha Hiedeman	8/14	@ Las Vegas
OT	2	Renee Montgomery	8/7/11	vs. Minnesota
SEASON	74	Shekinna Stricklen	2019	@ Phoenix (OT)

THREE-POINT FIELD GOAL ATTEMPTS

GAME	TOTAL	PLAYER	DATE	OPPONENT
13	13	Shekinna Stricklen	8/16/19	vs Seattle
	13	Kara Lawson	9/12/12	vs. Phoenix
HALF	10	Renee Montgomery	7/24/10	vs Los Angeles
QTR	6	Shekinna Stricklen	8/30/19	@ New York
OT	3	Erin Phillips	8/21/09	@ New York
SEASON	201	Katie Douglas	2007	

THREE-POINT FIELD GOAL PERCENTAGE

GAME (Min 4 3PT FGM)	TOTAL	PLAYER	DATE	OPPONENT
1.00 (5-5)	1.00 (5-5)	Rachel Banham	6/24/18	@ Indiana

MOST 3PT FIELD GOAL ATTEMPTS, ALL MADE (Min 4)

TOTAL	PLAYER	DATE	OPPONENT
1.00 (5-5)	Rachel Banham	6/24/18	@ Indiana

MOST 3PT FIELD GOAL ATTEMPTS, NONE MADE (Min 8)

TOTAL	PLAYER	DATE	OPPONENT
.000 (0-7)	DeWanna Bonner	6/26/22	@ Atlanta

SEASON (Min 50 3PT FGM)

TOTAL	PLAYER	DATE
.467 (50-107)	Jonquel Jones	2018

FREE THROWS MADE

GAME	TOTAL	PLAYER	DATE	OPPONENT
19	19	Tina Charles	6/29/13	vs Phoenix
HALF	11	Tina Charles	6/29/13	vs Phoenix
QTR	9	Katie Douglas	6/29/07	vs Indiana
OT	6	Renee Montgomery	8/10/14	vs Washington
SEASON	164	Shannon Johnson	2002	

FREE THROW ATTEMPTS

GAME	TOTAL	PLAYER	DATE	OPPONENT
24	24	Tina Charles	6/29/13	vs Phoenix
HALF	14	Tina Charles	6/29/13	vs Phoenix
QTR	10	Tina Charles	6/29/13	vs Phoenix
OT	6	Renee Montgomery	8/10/14	vs Washington
SEASON	214	Shannon Johnson	2002	

FREE THROW PERCENTAGE

GAME (Min 9 FTM)	TOTAL	PLAYER	DATE	OPPONENT
1.000 (12-12)	1.000 (12-12)	Lindsay Whalen	7/6/06	vs Charlotte

MOST FREE THROW ATTEMPTS, ALL MADE (Min 4)

TOTAL	PLAYER	DATE	OPPONENT
1.000 (12-12)	Lindsay Whalen	7/6/06	vs Charlotte

GAME	TOTAL	PLAYER	DATE	OPPONENT
1,000 (12-12)	1,000 (12-12)	Lindsay Whalen	7/6/06	vs Charlotte
SEASON (Min 40 FTM)	.935 (100-107)	Kara Lawson	2012	

SEASON (Min 40 FTM)

TOTAL	PLAYER	DATE
.935 (100-107)	Kara Lawson	2012

REBOUNDS

GAME	TOTAL	PLAYER	DATE	OPPONENT
23	23	Tina Charles	6/28/11	vs LA
HALF	16	Tina Charles	6/28/11	vs LA
QTR	9	Tina Charles	9/4/11	@ Washington
OT	6	Taj McWilliams-Franklin	8/9/00	@ Miami (2OT)
SEASON	403	Jonquel Jones	2017	

SINGLE SEASON REBOUNDING AVERAGE

TOTAL	PLAYER	DATE
11.9	Jonquel Jones	2017
11.7	Tina Charles	2010
11.0	Tina Charles	2011
10.5	Tina Charles	2012
10.1	Tina Charles	2013
9.7	Jonquel Jones	2019
9.6	Taj McWilliams-Franklin	2006
9.0	Alyssa Thomas	2020 (22 games)

OFFENSIVE REBOUNDS

GAME	TOTAL	PLAYER	DATE	OPPONENT
10	10	Jonquel Jones	6/27/17	vs LA
HALF	8	Tina Charles	6/13/12	vs Los Angeles
QTR	6	Taj McWilliams-Franklin	8/9/06	@ Indiana
OT	3	Brianna Jones	9/19/19	vs Phoenix
SEASON	129	Tina Charles	2010	

DEFENSIVE REBOUNDS

GAME	TOTAL	PLAYER	DATE	OPPONENT
17	17	Tina Charles	7/7/10	@ Atlanta (OT)
HALF	11	Tina Charles	6/28/11	vs Los Angeles
QTR	8	Jonquel Jones	8/8/17	vs Seattle
OT	3	Kelsey Bone	6/19/15	@ Phoenix
SEASON	280	Jonquel Jones	2017	

ASSISTS

GAME	TOTAL	PLAYER	DATE	OPPONENT
13	13	Lindsay Whalen	6/27/04	@ Detroit
HALF	9	Renee Montgomery	8/5/10	@ Seattle
QTR	8	Natisha Hiedeman	9/14/19	vs Dallas
OT	3	Amber Holt	9/4/09	vs New York
SEASON	218	Alyssa Thomas	2022	

SINGLE SEASON ASSIST AVERAGE

TOTAL	PLAYER	DATE
6.1	Alyssa Thomas	2022
5.8	Shannon Johnson	2003
5.4	Lindsay Whalen	2008





SUN INDIVIDUAL HIGHS

5.3	Shannon Johnson	2002
5.3	Shannon Johnson	2000
5.1	Jasmine Thomas	2019
5.1	Jasmine Thomas	2016
5.1	Lindsay Whalen	2005

PERSONAL FOULS

	TOTAL	PLAYER	DATE
SEASON	120	Chiney Ogumike	2016

DISQUALIFICATIONS

	TOTAL	PLAYER	DATE
SEASON	4	Sheri Sam	1999

STEALS

	TOTAL	PLAYER	DATE	OPPONENT
GAME	7	Alyssa Thomas	7/5/17	@ San Antonio
HALF	5	Alyssa Thomas	7/10/19	@ Atlanta
QTR	4	Courtney Williams	8/16/19	vs Seattle
OT	2	Alyssa Thomas	9/9/20	vs. Phoenix
SEASON	75	Nykesha Sales	2004	

SINGLE SEASON STEALS AVERAGE

	TOTAL	PLAYER	DATE
	2.21	Nykesha Sales	2004
	2.19	Nykesha Sales	2001
	2.16	Nykesha Sales	1999
	2.15	Lindsay Whalen	2007

TURNOVERS

	TOTAL	PLAYER	DATE	OPPONENT
GAME	9	Alyssa Thomas	7/17/22	vs. Las Vegas
HALF	6	Tan White	8/16/13	@ Atlanta
QTR	4	Rachel Banham	6/29/19	@ Washington
OT	2	Tina Charles	8/7/11	@ Phoenix (OT)
SEASON	121	Shannon Johnson	1999	

BLOCKS

	TOTAL	PLAYER	DATE	OPPONENT
GAME	9	Margo Dydek	6/4/05	vs. San Antonio
HALF	7	Margo Dydek	6/4/05	vs. San Antonio
QTR	4	Jonquel Jones	8/23/19	vs. Las Vegas
OT	2	Jonquel Jones	7/3/22	vs. Washington
SEASON	85	Margo Dydek	2006	

SINGLE SEASON BLOCK AVERAGE

	TOTAL	PLAYER	DATE
	2.21	Nykesha Sales	2004
	2.19	Nykesha Sales	2001
	2.16	Nykesha Sales	1999
	2.15	Lindsay Whalen	2007
	2.0	Jonquel Jones	2019



SUN TEAM HIGHS

POINTS

	TOTAL	DATE	OPPONENT
GAME	110	6/1/18	@ Chicago*
HALF	64	8/5/18	vs Las Vegas
QTR	37	6/2/22	@ Las Vegas
OT	32	6/27/08	vs Cleveland (3OT)
SEASON	3,088	2022	

SCORING AVERAGE

TOTAL	DATE
87.6	2018

FIELD GOALS MADE

	TOTAL	DATE	OPPONENT
GAME	46	8/5/18	vs Las Vegas
HALF	26	8/5/18	vs Las Vegas
QTR	15	6/2/22	@ Las Vegas
OT	11	6/8/02	vs Cleveland (3OT)
SEASON	1,147	2022	

FIELD GOALS ATTEMPTS

	TOTAL	DATE	OPPONENT
GAME	96	8/3/10	@ Minnesota (OT)
HALF	52	8/21/09	@ New York (OT)
QTR	29	5/28/17	@ Chicago
OT	25	6/8/02	vs Cleveland (3OT)
SEASON	2,484	2022	

FIELD GOALS PERCENTAGE

	TOTAL	DATE	OPPONENT
GAME	.639	(39-61)	7/7/07 @ Los Angeles
SEASON	.466	(1144-2455)	2018

THREE-POINT FIELD GOALS MADE

	TOTAL	DATE	OPPONENT
GAME	16	7/6/07	@ Phoenix (2OT)
HALF	10	6/15/22	vs Atlanta
QTR	6	7/14/19	@ Indiana
OT	3	8/9/00	@ Miami (2OT)
SEASON	258	2018	

THREE-POINT FIELD FIELD GOAL ATTEMPTS

	TOTAL	DATE	OPPONENT
GAME	32	6/5/18	@ Atlanta
HALF	25	7/15/18	@ Minnesota
QTR	13	6/18/08	@ Phoenix
OT	8	8/9/00	@ Miami (2OT)
SEASON	713	2019	

THREE-POINT FIELD FIELD GOAL PERCENTAGE

	TOTAL	DATE	OPPONENT
GAME	.857	(6-7)	7/26/05 vs Indiana
SEASON	.367	(258-703)	2018

FREE THROWS MADE

	TOTAL	DATE	OPPONENT
GAME	35	6/27/08	vs Atlanta (OT)
HALF	28	7/30/05	vs Detroit
QTR	19	6/3/12	vs. Washington
OT	12	6/27/08	vs. Atlanta (OT)
SEASON	564	2022	

FREE THROW ATTEMPTS

	TOTAL	DATE	OPPONENT
GAME	47	8/18/99	vs Detroit
HALF	33	7/30/05	vs. Detroit
QTR	20	6/3/12	vs. Washington
OT	17	6/27/08	vs. Atlanta (OT)
SEASON	723	2008	

FREE THROW PERCENTAGE

	TOTAL	DATE	OPPONENT
GAME	1.000	(17-17)	9/4/11 @ Washington
	1.000	(8-8)	8/11/19 @ Las Vegas*
SEASON	.827	(549-664)	2012

REBOUNDS

	TOTAL	DATE	OPPONENT
GAME	55	9/9/20	vs. Phoenix (OT)
HALF	31	8/4/22	vs. Phoenix
QTR	21	8/4/22	vs Phoenix
OT	12	8/9/00	@ Miami (2OT)
SEASON	1,336	2022	

OFFENSIVE REBOUNDS

	TOTAL	DATE	OPPONENT
GAME	24	8/3/10	@ Minnesota (OT)
HALF	14	7/12/01	@ Charlotte
QTR	11	6/5/18	@ Atlanta
OT	7	8/9/00	@ Miami (2OT)
SEASON	397	2014	

DEFENSIVE REBOUNDS

	TOTAL	DATE	OPPONENT
GAME	37	8/20/17	vs. Phoenix
HALF	21	6/17/22	vs. Seattle
QTR	14	8/4/22	vs. Phoenix
OT	6	6/19/15	@ Phoenix (2OT)
SEASON	969	2022	

ASSISTS

	TOTAL	DATE	OPPONENT
GAME	30	6/15/22	vs. Atlanta
HALF	18	5/19/21	vs Indiana
QTR	11	7/7/18	@ Las Vegas
OT	5	6/19/15	@ Phoenix (2OT)
SEASON	758	2022	



SUN TEAM HIGHS

PERSONAL FOULS

	TOTAL	DATE	OPPONENT
GAME	35	6/22/18	@ Atlanta
HALF	21	6/22/18	@ Atlanta
QTR	13	7/19/15	@ Washington*
OT	8	6/8/02	vs. Cleveland (3OT)
SEASON	729	2016	

STEALS

	TOTAL	DATE	OPPONENT
GAME	19	8/16/19	vs. Seattle
HALF	13	8/16/19	vs Seattle
QTR	10	8/16/19	vs. Seattle
OT	4	8/10/14	vs. Washington
SEASON	320	2001	

BLOCKS

	TOTAL	DATE	OPPONENT
GAME	11	5/25/21	@ Seattle
HALF	9	8/23/19	vs Las Vegas
QTR	6	8/31/13	@ Phoenix
OT	3	7/3/22	vs. Washington
SEASON	156	2007	

TURNOVERS

	TOTAL	DATE	OPPONENT
GAME	27	6/7/00	@ Cleveland (OT)
HALF	17	8/9/19	@ Minnesota
QTR	12	7/19/09	vs. Indiana
OT	4	6/8/02	vs. Cleveland (3OT)
SEASON	532	2001	



SUN TEAM LOWS

POINTS

	TOTAL	DATE	OPPONENT
GAME	41	6/27/01	vs. Cleveland
HALF	15	9/1/15	@ Indiana
QTR	4	7/20/13	@ San Antonio
OT	1	7/30/09	@ Indiana
SEASON	2,140	2001	
	1,768	2020 (22 games)	

SCORING AVERAGE

TOTAL	DATE
66.9	2001

FIELD GOALS MADE

	TOTAL	DATE	OPPONENT
GAME	15	8/1/03	vs. Washington
HALF	5	9/1/15	@ Indiana
QTR	1	9/1/15	@ Indiana
OT	0	8/22/10	@ New York
SEASON	768	2001	
	653	2020 (22 games)	

FIELD GOALS ATTEMPTS

	TOTAL	DATE	OPPONENT
GAME	43	7/30/00	@ Portland
HALF	16	6/28/00	vs. Miami
QTR	8	Many Times	
OT	4	6/14/16	vs. Washington
SEASON	1,869	1999	
	1,530	2020 (22 games)	

FIELD GOALS PERCENTAGE

	TOTAL	DATE	OPPONENT
GAME	.238 (15-63)	8/1/03	vs. Washington
SEASON	.400 (936-2341)	2013	

THREE-POINT FIELD GOALS MADE

	TOTAL	DATE	OPPONENT
GAME	0	5/22/04	vs. Phoenix
HALF	0	Many Times	
QTR	0	Many Times	
OT	0	Many Times	
SEASON	130	2005	
	130	2020 (22 games)	

THREE-POINT FIELD GOAL ATTEMPTS

	TOTAL	DATE	OPPONENT
GAME	4	5/28/05	vs. Phoenix
HALF	0	6/7/13	vs. Washington
QTR	0	Many Times	
OT	0	7/11/09	vs. Detroit
SEASON	373	2005	

THREE-POINT FIELD GOAL PERCENTAGE

	TOTAL	DATE	OPPONENT
GAME	.000 (0-11)	5/22/04	vs. Phoenix
SEASON	.301 (141-468)	2013	

FREE THROWS MADE

	TOTAL	DATE	OPPONENT
GAME	2	5/31/13	@ Chicago
HALF	0	5/31/22	vs. Las Vegas
QTR	0	Many Times	
OT	0	Many Times	
SEASON	402	2013	
	332	2020 (22 games)	

FREE THROW ATTEMPTS

	TOTAL	DATE	OPPONENT
GAME	2	8/15/07	@ Indiana
HALF	0	6/11/19	vs Washington
QTR	0	Many Times	
OT	0	Many Times	
SEASON	544	2013	
	440	2020 (22 games)	

FREE THROW PERCENTAGE

	TOTAL	DATE	OPPONENT
GAME	.400 (2-5)	5/31/13	@ Chicago
SEASON	.692 (465-672)	1999	

REBOUNDS

	TOTAL	DATE	OPPONENT
GAME	16	7/16/99	vs. Charlotte
HALF	5	8/12/99	vs. Cleveland
QTR	2	6/29/19	@ Dallas
OT	1	6/15/16	vs. Minnesota
SEASON	915	2002	
	781	2020 (22 games)	

OFFENSIVE REBOUNDS

	TOTAL	DATE	OPPONENT
GAME	2	8/14/15	vs New York
HALF	0	8/14/15	vs New York
QTR	0	Many Times	
OT	0	Many Times	
SEASON	306	2015	
	220	2020 (22 games)	

DEFENSIVE REBOUNDS

	TOTAL	DATE	OPPONENT
GAME	11	5/28/16	@ Seattle
HALF	3	5/28/16	@ Seattle
QTR	0	8/26/16	vs. Minnesota
OT	1	6/15/16	vs. Minnesota
SEASON	595	2002	
	561	2020 (22 games)	



SUN TEAM LOWS

ASSISTS

	TOTAL	DATE	OPPONENT
GAME	5	6/17/99	@ Detroit
HALF	1	9/7/13	@ Indiana*
QTR	0	Many Times	
OT	0	Many Times	
SEASON	469	2013	
	403	2020 (22 games)	

PERSONAL FOULS

	TOTAL	DATE	OPPONENT
GAME	7	8/26/12	vs. Chicago
HALF	0	7/19/22	vs. New York
QTR	0	Many Times	
OT	0	8/21/12	vs. Tulsa
SEASON	530	2006	
	413	2020 (22 games)	

STEALS

	TOTAL	DATE	OPPONENT
GAME	1	6/26/18	@ Washington*
HALF	0	Many Times	
QTR	0	Many Times	
OT	0	Many Times	
SEASON	211	2008	
	202	2020 (22 games)	

TURNOVERS

	TOTAL	DATE	OPPONENT
GAME	4	7/19/17	at New York*
SEASON	426	2017	
	309	2020 (22 games)	

BLOCKS

	TOTAL	DATE	OPPONENT
GAME	0	Many Times	
HALF	0	Many Times	
QTR	0	Many Times	
OT	0	Many Times	
SEASON	96	2004	
	69	2020 (22 games)	



OPPONENT INDIVIDUAL HIGHS

OPPONENT INDIVIDUAL HIGHS

30-POINT CLUB

GAME

44	Betty Lennox	6/27/08	vs. Atlanta (OT)
38	Kelsey Mitchell	9/8/19	@ Indiana
36	Elena Delle Donne	6/13/18	vs. Washington
36	Angel McCoughtry	7/31/11	vs. Atlanta
36	Deanna Nolan	7/24/07	vs. Detroit
35	DeWanna Bonner	9/7/12	vs. Phoenix
35	Angel McCoughtry	9/6/11	@ Atlanta
35	Diana Taurasi	6/16/06	@ Phoenix
34	Aja Wilson	7/7/18	@ Las Vegas
34	Angel McCoughtry	6/23/13	vs. Atlanta
34	Katie Smith	7/10/03	@ Minnesota
33	Diana Taurasi	8/4/17	vs. Phoenix
33	Angel McCoughtry	8/23/15	vs. Atlanta
33	Maya Moore	5/18/14	@ Minnesota
33	Angel McCoughtry	8/14/13	vs. Atlanta
33	Candace Parker	6/13/12	vs. Los Angeles
32	Diana Taurasi	6/3/22	vs. Phoenix
32	Arike Ogunbowale	9/4/19	vs Dallas
32	Angel McCoughtry	7/7/10	@ Atlanta (OT)
32	Iziane Castro Marques	7/7/10	@ Atlanta (OT)
32	Angel McCoughtry	5/21/10	@ Atlanta
32	Rebekkah Brunson	9/1/09	@ Sacramento
32	Katie Douglas	7/30/09	@ Indiana (OT)
32	Diana Taurasi	6/18/08	@ Phoenix
32	Lisa Leslie	6/17/06	@ Los Angeles
32	Tamika Catchings	8/7/02	@ Indiana
31	Brittney Griner	9/1/17	@ Phoenix
31	Tina Charles	8/14/15	vs. Washington
31	Tamika Catchings	6/8/12	@ Indiana
31	Cappie Pondexter	8/22/10	@ New York (OT)
31	Lauren Jackson	8/5/10	@ Seattle
31	Candace Dupree	5/31/07	@ Chicago (OT)
30	Skylar Diggins	7/5/14	@Tulsa
30	Odyssey Sims	7/3/14	vs. Tulsa
30	Angel McCoughtry	8/16/13	@ Atlanta
30	Penny Taylor	7/6/07	@ Phoenix (2OT)
30	Tamika Catchings	9/19/04	vs. Indiana

TRIPLE-DOUBLES

TOTAL	PLAYER	DATE	GAME
11 pts; 11 asts; 10 rbs	Deanna Nolan	5/21/05	@ Detroit
12 pts; 11 rbs; 10 blks	Margo Dydek	6/7/01	@Utah

DOUBLE-DOUBLES CAREER

TOTAL PLAYER

21	Sylvia Fowles
12	Tina Charles
11	Tamika Catchings
11	Cheryl Ford
9	Erika de Souza

9 Lisa Leslie

MINUTES

GAME	TOTAL	PLAYER	DATE	OPPONENT
53	Chasity Melvin	6/8/02	vs. Cleveland (3OT)	
50	Merlakia Jones	6/8/02	vs. Cleveland (3OT)	
47	Lindsey Harding	8/14/09	@ Washington (2OT)	
47	Katrina Colleton	8/9/00	vs. Miami	
46	Sylvia Fowles	6/23/11	@ Chicago (2OT)	
46	Sheri Sam	8/9/00	vs. Miami	
46	Emma Meesseman	6/14/16	vs. Washington	
46	Jennifer Rizzotti	6/8/02	vs. Cleveland (3OT)	

POINTS

GAME	TOTAL	PLAYER	DATE	OPPONENT
44	Betty Lennox	6/27/08	vs. Atlanta (OT)	
30	Kelsey Mitchell	9/8/19	@ Atlanta	
19	Kelsey Mitchell	5/20/22	vs. Indiana	
12	Penny Taylor	6/8/02	vs. Cleveland (3OT)	

MADE FIELD GOALS

GAME	TOTAL	PLAYER	DATE	OPPONENT
17	Betty Lennox	6/27/08	vs. Atlanta (OT)	
10	Kelsey Mitchell	9/8/19	@ Indiana	
8	Kelsey Mitchell	5/20/22	vs. Indiana	
4	Penny Taylor	6/8/02	vs. Cleveland (3OT)	

FIELD GOAL ATTEMPTS

GAME	TOTAL	PLAYER	DATE	OPPONENT
33	Angel McCoughtry	6/23/13	vs. Atlanta	
20	Alana Beard	8/14/09	@ Washington (2OT)	
12	Angel McCoughtry	6/23/13	vs. Atlanta	
7	Penny Taylor	6/8/02	vs. Cleveland (3OT)	

MOST FIELD GOAL ATTEMPTS, ALL MADE (MIN 5 FGM)

1.000 (8-8) Crystal Langhorne 5/28/16 @ Seattle

MOST FIELD GOAL ATTEMPTS, NONE MADE

.000 (0-10) Nicole Powell 6/24/05 @ Sacramento

FIELD GOAL PERCENTAGE (MINIMUM 8 FGM)

1.000 (8-8) Crystal Langhorne 5/28/16 @ Seattle

MADE THREE-POINT FIELD GOALS

GAME	TOTAL	PLAYER	DATE	OPPONENT
9	Kelsey Mitchell	9/8/19	at Indiana	
7	Kelsey Mitchell	9/8/19	at Indiana	
4	Shekinna Stricklen	8/10/20	@ Atlanta	
2	Penny Taylor	6/8/02	vs. Cleveland (3OT)	
2	Sue Bird	5/25/21	@Seattle	





OPPONENT INDIVIDUAL HIGHS

THREE-POINT FIELD GOAL ATTEMPTS

	TOTAL	PLAYER	DATE	OPPONENT
GAME	13	Kelsey Mitchell	9/8/19	@ Indiana
HALF	9	Rhyné Howard	6/15/22	vs. Atlanta
QTR	7	Becky Hammon	7/17/09	@ San Antonio
OT	4	Shay Murphy	7/13/12	@ Chicago

OFFENSIVE REBOUNDS

	TOTAL	PLAYER	DATE	OPPONENT
GAME	10	Liz Cambage	7/19/13	@ Tulsa
HALF	6	Jessica Breland	9/7/13	@ Indiana
QTR	5	Liz Cambage	7/19/13	@ Tulsa
OT	3	DeWanna Bonner	8/7/11	@ Phoenix

THREE-POINT FIELD GOAL PERCENTAGE (MIN 5 3PT-FGM)

1.000 (6-6) Tamika Catchings 7/3/02 vs. Indiana

MOST THREE-POINT FIELD GOAL ATTEMPTS, NONE MADE

.000 (0-7) Epiphany Prince 8/18/13 @ Chicago

DEFENSIVE REBOUNDS

	TOTAL	PLAYER	DATE	OPPONENT
GAME	17	Elena Baranova	8/20/05	vs. New York
HALF	10	Tina Charles	7/19/17	@ New York
QTR	7	Sylvia Fowles	8/18/13	@ Chicago
OT	3	Tina Thompson	7/1/12	vs. Seattle

MADE FREE THROWS

	TOTAL	PLAYER	DATE	OPPONENT
GAME	13	Tamika Catchings	7/30/09	@ Indiana (OT)
HALF	10	Brittney Griner	9/1/17	@ Phoenix
QTR	9	Diana Taurasi	6/16/06	@ Phoenix
OT	7	Epiphany Price	6/23/11	@ Chicago (2OT)

ASSISTS

	TOTAL	PLAYER	DATE	OPPONENT
GAME	13	Courtney Vandersloot	5/30/14	@ Chicago
HALF	9	Courtney Vandersloot	5/30/14	@ Chicago*
QTR	8	Lindsay Whalen	8/3/10	@ Minnesota (OT)
OT	4	Shalee Lehning	7/7/10	@ Atlanta

FREE THROW ATTEMPTS

	TOTAL	PLAYER	DATE	OPPONENT
GAME	15	Monique Currie	9/13/08	vs. Washington
HALF	12	Nicky Anosike	8/7/09	@ Minnesota
QTR	10	Cappie Pondexter	6/15/14	vs. New York*
OT	8	Epiphany Price	6/23/11	@ Chicago (2OT)

STEALS

	TOTAL	PLAYER	DATE	OPPONENT
GAME	8	Tamika Catchings	7/13/05	@ Indiana
HALF	5	Maya Moore	6/18/14	@ Minnesota
QTR	5	Maya Moore	6/18/14	@ Minnesota
OT	3	Kia Vaughn	6/14/16	vs. Washington (3OT)

FREE THROW PERCENTAGE (MINIMUM 10 FTM)

1.000 (12-12) Swin Cash 7/1/11 vs. Seattle
 1.000(12-12) Cheyenne Parker 8/8/20 vs. Chicago

MOST FREE THROW ATTEMPTS, NONE MADE

.000 (0-4) Jasmine Hassell 8/1/13 vs. Indiana

TURNOVERS

	TOTAL	PLAYER	DATE	OPPONENT
GAME	9	Nikki Teasley	6/14/04	@ Los Angeles (OT)
	9	Natasha Howard	9/15/21	vs. New York
	9	Sabrina Ionescu	9/15/21	vs. New York
HALF	7	Chelsea Gray	6/6/19	vs. Los Angeles
QTR	5	Arike Ogunbowale	5/26/22	vs. Dallas
	5	Tiffany Hayes	7/15/22	vs. Atlanta
OT	3	Sheri Sam	7/10/01	vs. Miami

REBOUNDS

	TOTAL	PLAYER	DATE	OPPONENT
GAME	22	Sylvia Fowles	5/31/13	@ Chicago
HALF	14	Sylvia Fowles	8/18/13	@ Chicago
QTR	10	Sylvia Fowles	5/31/13	@ Chicago
OT	5	Marlies Askamp	8/9/00	@ Miami (2OT)

BLOCKED SHOTS

	TOTAL	PLAYER	DATE	OPPONENT
GAME	10	Margo Dydek	6/7/01	@ Utah
HALF	6	Margo Dydek	6/7/01	@ Utah
QTR	5	Kiah Stokes	7/16/15	@ New York
OT	3	Crystal Robinson	7/29/99	vs. New York



OPPONENT TEAM HIGHS

OPPONENT TEAM HIGHS

POINTS

	TOTAL	DATE	OPPONENT
GAME	111	8/3/10	@ Minnesota (OT)
HALF	65	6/13/18	vs. Washington
QUARTER	40	8/23/15	vs. Atlanta
OVERTIME	28	6/8/02	vs. Cleveland (3OT)
SEASON	2,799	2022	

MADE FIELD GOALS

	TOTAL	DATE	OPPONENT
GAME	43	6/23/11	@ Chicago (2OT)
HALF	25	6/23/19	@ Chicago
QUARTER	15	7/30/10	vs. Atlanta
OVERTIME	8	6/8/02	vs. Cleveland (3OT)
SEASON	1,036	2022	

FIELD GOAL ATTEMPTS

	TOTAL	DATE	OPPONENT
GAME	96	7/6/07	@ Phoenix (2OT)
HALF	50	7/30/10	vs. Atlanta
QUARTER	26	8/8/18	@ Dallas
OVERTIME	18	6/8/02	vs. Cleveland (3OT)
SEASON	2,362	2022	

FIELD GOAL PERCENTAGE

GAME	.621 (36-58)	7/1/03	@ New York
SEASON	.443 (972-2,195)	2014	
	.443 (634-1431)	2020	

MADE THREE-POINT FIELD GOALS

	TOTAL	DATE	OPPONENT
GAME	15	9/8/19	@ Indiana
HALF	10	6/22/22	vs. New York
QUARTER	7	8/23/15	vs. Atlanta
OVERTIME	4	6/8/02	vs. Cleveland (3OT)
SEASON	263	2022	

THREE-POINT FIELD GOAL ATTEMPTS

	TOTAL	DATE	OPPONENT
GAME	36	7/17/22	vs. Las Vegas
HALF	21	6/22/22	vs. New York
	21	7/17/22	vs. Las Vegas
QUARTER	15	7/17/11	vs. Las Vegas
OVERTIME	7	6/8/02	vs. Cleveland (3OT)
SEASON	801	2022	

THREE-POINT FIELD GOAL PERCENTAGE (minimum 5 made)

GAME	.833 (5-6)	8/21/99	@ Detroit
SEASON	.378 (145-384)	2004	

MADE FREE THROWS

	TOTAL	DATE	OPPONENT
GAME	33	8/29/09	@ Phoenix
HALF	26	5/29/14	@ Indiana
QUARTER	15	5/24/22	vs. Dallas
OVERTIME	10	8/3/10	@ Minnesota
SEASON	647	2016	

FREE THROW ATTEMPTS

	TOTAL	DATE	OPPONENT
GAME	44	7/12/02	vs. Charlotte
HALF	33	5/29/14	@ Indiana
QUARTER	23	6/16/06	@ Phoenix
OVERTIME	10	6/23/11	@ Chicago (2OT)
SEASON	792	2016	

FREE THROW PERCENTAGE (MINIMUM 10 MADE)

GAME	1.000 (23-23)	7/13/14	vs. Los Angeles
	1.000 (12-12)	9/3/20	vs Las Vegas
SEASON	.824	2021	

REBOUNDS

	TOTAL	DATE	OPPONENT
GAME	62	7/19/13	@ Tulsa
HALF	33	7/19/13	@ Tulsa
QUARTER	18	7/19/13	@ Tulsa
OVERTIME	12	6/8/02	vs. Cleveland (3OT)
SEASON	1,279	2013	

OFFENSIVE REBOUNDS

	TOTAL	DATE	OPPONENT
GAME	25	7/19/13	@ Tulsa
HALF	14	7/19/13	@ Tulsa
QUARTER	10	6/28/11	vs. Los Angeles
OVERTIME	5	8/7/11	@ Phoenix (OT)
SEASON	379	2013	

DEFENSIVE REBOUNDS

	TOTAL	DATE	OPPONENT
GAME	40	7/7/10	@ Atlanta (OT)
HALF	23	8/9/19	@ Minnesota
QUARTER	14	8/5/14	vs. Chicago
OVERTIME	7	7/13/08	@ Los Angeles





OPPONENT TEAM HIGHS

SEASON 945 2009
2021

ASSISTS

	TOTAL	DATE	OPPONENT
GAME	30	5/30/14	@ Chicago
HALF	18	8/3/10	@ Minnesota (OT)
QUARTER	11	6/5/22	@ Seattle
OVERTIME	5	8/19/11	@ Atlanta (OT)
	5	5/30/21	@ Minnesota
SEASON	696	2022	

PERSONAL FOULS

	TOTAL	DATE	OPPONENT
GAME	34	6/27/08	vs. Atlanta (OT)
HALF	22	9/19/04	vs. Indiana
QUARTER	12	6/29/13	vs. Phoenix
OVERTIME	11	6/27/08	vs. Atlanta (OT)
SEASON	703	2008	

STEALS

	TOTAL	DATE	OPPONENT
GAME	19	7/13/05	@ Indiana
HALF	13	8/6/05	@ Indiana
QUARTER	7	8/9/19	@ Minnesota
OVERTIME	3	6/7/00	@ Cleveland
SEASON	298	2001	

TURNOVERS

	TOTAL	DATE	OPPONENT
GAME	32	5/17/22	@ New York
HALF	20	5/17/22	@ New York
QUARTER	12	5/17/22	@ New York
OVERTIME	4	7/22/15	@ Minnesota
SEASON	590	2022	

BLOCKED SHOTS

	TOTAL	DATE	OPPONENT
GAME	13	5/23/21	@ Las Vegas
HALF	10	5/23/21	@ Las Vegas
QUARTER	5	8/16/13	@ Atlanta
OVERTIME	3	7/29/99	vs. New York
SEASON	152	2016	



OPPONENT TEAM LOWS

OPPONENT TEAM LOWS

POINTS

	TOTAL	DATE	OPPONENT
GAME	43	9/3/04	vs. New York
HALF	17	7/3/22	vs. Washington (OT)
QUARTER	4	8/3/06	vs. Los Angeles
OVERTIME	2	6/19/15	@ Phoenix
SEASON	2,205	2001	

MADE FIELD GOALS

	TOTAL	DATE	OPPONENT
GAME	16	7/12/02	vs. Charlotte
HALF	6	8/13/09	vs. Seattle
QUARTER	1	8/9/06	@ Indiana
OVERTIME	1	6/26/15	vs. Los Angeles
SEASON	804	2002	

FIELD GOAL ATTEMPTS

	TOTAL	DATE	OPPONENT
GAME	45	7/8/02	vs. Washington
HALF	19	8/11/01	vs. Miami
QUARTER	8	6/7/14	vs. Indiana
OVERTIME	4	7/30/09	@ Indiana (OT)
SEASON	1,831	2001	

FIELD GOAL PERCENTAGE

GAME	254 (16-63)	7/21/01	vs. Minnesota
SEASON	.398 (835-2,100)	2005	

MADE THREE-POINT FIELD GOALS

	TOTAL	DATE	OPPONENT
GAME	0	6/11/15	vs. Chicago
HALF	0	Many Times	
QUARTER	0	Many Times	
OVERTIME	0	Many Times	
SEASON	122	2005	

THREE-POINT FIELD GOAL ATTEMPTS

	TOTAL	DATE	OPPONENT
GAME	1	8/6/13	vs. Los Angeles
HALF	0	Many Times	
QUARTER	0	Many Times	
OVERTIME	0	Many Times	
SEASON	384	2004	

THREE-POINT FIELD GOAL PERCENTAGE

	TOTAL	DATE	OPPONENT
GAME	.000 (0-14)	8/9/09	vs. Washington
SEASON	.305 (122-400)	2005	

MADE FREE THROWS

	TOTAL	DATE	OPPONENT
GAME	2	5/28/19	vs. Indiana
HALF	0	Many Times	
QUARTER	0	Many Times	
OVERTIME	0	6/14/16	vs. Washington (3OT)
SEASON	358	2006	
	340	2020 (22 games)	

FREE THROW ATTEMPTS

	TOTAL	DATE	OPPONENT
GAME	2	6/24/03	@ Washington
HALF	0	8/15/17	@ Atlanta
QUARTER	0	Many Times	
OVERTIME	0	6/14/16	vs. Washington
SEASON	495	2000	
	415	2020 (22 games)	

FREE THROW PERCENTAGE

GAME	.400 (2-5)	7/25/17	vs. Chicago
SEASON	.709 (431-608)	1999	

REBOUNDS

	TOTAL	DATE	OPPONENT
GAME	13	6/29/21	@ Washington
HALF	4	6/29/21	@ Washington
QUARTER	1	5/14/22	vs. Los Angeles
OVERTIME	1	6/19/15	vs. Indiana
SEASON	875	2021	
	725	2020 (22 games)	

OFFENSIVE REBOUNDS

	TOTAL	DATE	OPPONENT
GAME	1	7/31/22	vs. Chicago
	1	8/9/22	vs. Los Angeles
HALF	0	Many Times	
QUARTER	0	Many Times	
OVERTIME	0	Many Times	
SEASON	188	2021	
	155	2020 (22 games)	



OPPONENT TEAM LOWS

DEFENSIVE REBOUNDS

	TOTAL	DATE	OPPONENT
GAME	10	6/9/01	vs. Charlotte
HALF	2	9/13/08	vs. Washington
QUARTER	0	6/29/21	@ Washington
OVERTIME	0	5/31/07	@ Chicago
SEASON	659	2001	
	570	2020 (22 games)	

ASSISTS

	TOTAL	DATE	OPPONENT
GAME	4	6/24/05	@ Sacramento
HALF	1	6/24/05	@ Sacramento
QUARTER	0	7/2/16	@ Dallas
OVERTIME	0	7/15/16	vs. Los Angeles
SEASON	495	2005	
	405	2020 (22 games)	

PERSONAL FOULS

	TOTAL	DATE	OPPONENT
GAME	8	9/4/15	@ San Antonio
HALF	2	8/29/15	vs. New York
QUARTER	0	5/28/22	vs. Washington
OVERTIME	0	9/6/19	vs. Chicago
SEASON	550	2015	
	339	2020 (22 games)	

STEALS

	TOTAL	DATE	OPPONENT
GAME	0	7/11/21	@ New York
HALF	0	Many Times	
QUARTER	0	Many Times	
OVERTIME	0	Many Times	
SEASON	239	2004	
	165	2020 (22 games)	

TURNOVERS

	TOTAL	DATE	OPPONENT
GAME	4	7/7/05	@ New York
HALF	1	6/19/14	vs. Minnesota
	1	5/21/21	@ Phoenix
QUARTER	0	Many Times	
OVERTIME	0	Many Times	
SEASON	425	2005	
	347	2020 (22 games)	

BLOCKED SHOTS

	TOTAL	DATE	OPPONENT
GAME	0	Many Times	
HALF	0	Many Times	
QUARTER	0	Many Times	
OVERTIME	0	Many Times	
SEASON	79	2005	

OPPONENT HISTORY



ATLANTA DREAM

IMPORTANT INFORMATION

ADDRESS: 101 MARIETTA STREET, NW, SUITE 3550 ATLANTA, GA 30303

PHONE: (678) 510-7704

ARENA: GATEWAY CENTER ARENA (3,500)

OFFICIAL WEBSITE: DREAM.WNBA.COM

COLORS: RED, GREY, WHITE, LIGHT BLUE

TV: FOX SPORTS SOUTHEAST AND SPORTSSOUTH

SOCIAL MEDIA: @ATLANTADREAM

DIRECTORY

OWNER: LARRY GOTTESDIENER, SUZANNE ABAIR, RENEE MONTGOMERY

TEAM PRESIDENT/COO: MORGAN SHAW PARKER

HEAD COACH: TANISHA WRIGHT

ASSISTANT COACH: VICKIE JOHNSON

ASSISTANT COACH: PAUL GORISS

ASSISTANT COACH: BARBARA TURNER

ATHLETIC TRAINER: NATALIE TROTTER

PLAYER DEVELOPMENT COACH: DALE MCNEIL

DIRECTOR OF BASKETBALL OPERATIONS: BROOKLYN CARTWRIGHT

PUBLIC RELATIONS MANAGER: KELSEY BIBIK

ALL-TIME SERIES: 28-27

2022 vs ATL: 3-0

2023 SCHEDULE:

June 11 @ ATL

June 15 vs. ATL

July 20 vs. ATL

July 22 @ ATL

ALL-TIME PLAYOFF RESULTS

SUN VS. DREAM AT CON 0-1

SUN VS. DREAM AT ATL 0-1

SUN VS. DREAM OVERALL 0-2

SUN VS. DREAM 2022 (3-0)

DATE	SITE	CON-ATL	SUN HIGH SCORER	DREAM HIGH SCORER
6.15.22	CON	105-92	20- COURTNEY WILLIAMS	21- ASIA (AD) DURR
6.26.22	ATL	72-61	17- COURTNEY WILLIAMS	17- AARI MCDONALD
7.15.22	ATL	93-68	21- JONQUEL JONES	18- TIFFANY HAYES



CHICAGO SKY

IMPORTANT INFORMATION

ADDRESS: 2301 S. LAKE SHORE DRIVE, LAKESIDE CENTER EAST BUILDING, CHICAGO, IL 60616

PHONE: (312)-828-9550

ARENA: WINTRUST ARENA (10,387)

OFFICIAL WEBSITE: SKYWNBA.COM

COLORS: SKY BLUE, RADIANT YELLOW, BLACK, WHITE

SOCIAL MEDIA: @CHICAGOSKY

DIRECTORY

OWNERS: MICHAEL ALTER, HARVEY ALTER, JOHN ROGERS, MARGARET STENDER

TEAM PRESIDENT/CEO: ADAM FOX

HEAD COACH/GENERAL MANAGER: JAMES WADE

ASSISTANT COACH: EMRE VATANSEVER

ASSISTANT COACH: TONYA EDWARDS

ASSISTANT COACH: ANN WAUTERS

ATHLETIC TRAINER: BRIA ADAMS

VP OF BASKETBALL OPERATIONS: ANN CROSBY

DIRECTOR OF PUBLIC RELATIONS: CARLY EBISUYA

All-Time Series: 30-31

2022 vs CHI: 0-4

2023 Schedule:

June 25 vs. CHI

July 12 @ CHI

August 20 @ CHI

September 10 vs. CHI

ALL-TIME PLAYOFF RESULTS

SUN VS. SKY AT CON 2-2

SUN VS. SKY AT CHI 3-3

SUN VS. SKY OVERALL 5-5

SUN VS. SKY 2022 (0-4)

DATE	SITE	CON-CHI	SUN HIGH SCORER	SKY HIGH SCORER
6.10.22	CON	79-83	20- BRIONNA JONES	26- EMMA MEESSEMAN
6.29.22	CHI	83-91	24- JONQUEL JONES	25- CANDACE PARKER
7.31.22	CON	92-95- OT	23- DEWANNA BONNER	27- KAHLEAH COPPER
8.7.22	CHI	91-94	18- DEWANNA BONNER	20- COURTNEY VANDERSLOOT



DALLAS WINGS



IMPORTANT INFORMATION

ADDRESS: 1500 EAST BORDER STREET, SUITE 250 ARLINGTON, TX 76010

PHONE: (817) 469-9464

ARENA: COLLEGE PARK CENTER (7,000)

OFFICIAL WEBSITE: DALLASWINGS.COM

COLORS: NAVY, VOLT GREEN, CYAN

TV: FOX SPORTS SOUTHWEST

SOCIAL MEDIA: @DALLASWINGS

All-Time Series: 40-31

2022 vs DAL: 1-2

2023 Schedule: June 4 vs. DAL
July 25 @ DAL
August 12 @ DAL
August 18 vs DAL

ALL-TIME PLAYOFF RESULTS

SUN VS. WINGS AT CON	1-1
SUN VS. WINGS AT DAL	1-0
SUN VS. WINGS OVERALL	2-1

DIRECTORY

OWNER: BILL CAMERON

TEAM PRESIDENT/CEO: GREG BIBB

HEAD COACH: LATRICIA TRAMMELL

ASSISTANT COACH: COURTNEY PARIS

ASSISTANT COACH: BRANDI POOLE

ASSISTANT COACH: APRIL SCHILLING

PLAYER DEVELOPMENT COACH: ZAK BUNCIK

ATHLETIC TRAINER: ALLISON RUSSEL

VP OF BASKETBALL OPERATIONS/ASST. GM: TRAVIS CHARLES

MANAGER OF TEAM OPERATIONS: AMANDA MILLER

DIRECTOR OF PLAYER PERFORMANCE: TOM KIRSCH

VP OF BROADCASTING AND COMMUNICATIONS: ANDY ESWORTHY

SUN VS. WINGS 2022 (1-2)

DATE	SITE	CON-DAL	SUN HIGH SCORER	WINGS HIGH SCORER
5.24.22	CON	77-85	13- A.THOMAS/J. JONES/CARRINGTON	20- MARINA MABREY
5.26.22	CON	99-68	18- DEWANNA BONNER	18- SATOU SABALLY
7.5.22	DAL	71-82	25- COURTNEY WILLIAMS	20- ARIKE OGUNBOWALE



OPPONENT HISTORY



INDIANA FEVER



IMPORTANT INFORMATION

ADDRESS: 125 S. PENNSYLVANIA STREET INDIANAPOLIS, IND. 46204
PHONE: (317) 917-2500
ARENA: BANKERS LIFE FIELDHOUSE(9,643)
OFFICIAL WEBSITE: FEVERBASKETBALL.COM
COLORS: NAVY BLUE, RED, GOLD
TV: FOX SPORTS INDIANA
SOCIAL MEDIA: @INDIANAFEVER

All-Time Series: 51-31
2022 vs IND: 4-0
2022 Schedule: May 19 @ IND
 May 30 vs. IND
 August 4 @ IND
 September 8 vs. IND

ALL-TIME PLAYOFF RESULTS

SUN VS. FEVER AT CON 3-1
 SUN VS. FEVER AT IND 1-3
 SUN VS. FEVER OVERALL 4-4

DIRECTORY

OWNER: HERBERT SIMON
TEAM PRESIDENT/COO: ALLISON BARBER
GENERAL MANAGER: LIN DUNN
ASSISTANT GENERAL MANAGER: HILLARY SPEARS
HEAD COACH: CHRISTIE SIDES
ASSISTANT COACH: KARIMA CHRISTMAS-KELLY
ASSISTANT COACH: JESSIE MILLER
ASSISTANT COACH: PAUL MILLER
PLAYER DEVELOPMENT COACH: JHRED SIMPSON
ATHLETIC TRAINER: RYAN NEWTON
STRENGTH AND CONDITIONING COACH: SHANNON PATTERSON
DIRECTOR OF COMMUNICATIONS: RYAN STEVENS

SUN VS. FEVER 2022 (4-0)

DATE	SITE	CON-IND	SUN HIGH SCORER	FEVER HIGH SCORER
5.20.22	CON	94-85	19- JONQUEL JONES	23- KELSEY MITCHELL
5.22.22	IND	92-70	18- BRIONNA JONES/ ALYSSA THOMAS	15- VICTORIA VIVIANS
6.8.22	CON	88-69	16- JONQUEL JONES	19- NALYSSA SMITH
7.13.22	IND	89-81	20- JONQUEL JONES	21- KELSEY MITCHELL



LAS VEGAS ACES

IMPORTANT INFORMATION

ADDRESS: 3950 LAS VEGAS BLVD LAS VEGAS, NV 89119

PHONE: (702)-692-2237

ARENA: MICHELOB ULTRA ARENA(12,000)

OFFICIAL WEBSITE: LASVEGASACES.COM

COLORS: RED, BLACK, GOLD, SILVER

TV: FOX SPORTS SOUTHWEST

SOCIAL MEDIA: @LVACES

All-Time Series: 31-17

2022 vs LVA: 1-2

2023 Schedule: May 31 @ LVA
June 2 @ LVA
July 17 vs. LVA

ALL-TIME PLAYOFF RESULTS

SUN VS. ACES AT CON	3-3
SUN VS. ACES AT LVA	2-5
SUN VS. ACES OVERALL	5-8

DIRECTORY

OWNER: MARK DAVIS

TEAM PRESIDENT: NIKKI FARGAS

GENERAL MANAGER: NATALIE WILLIAMS

ASSISTANT GENERAL MANAGER: TONYA HOLLEY

HEAD COACH: BECKY HAMMON

ASSISTANT COACH: NATALIE NAKASE

ASSISTANT COACH: TYLER MARSH

ASSISTANT COACH: CHARLENE THOMAS-SWINSON

ATHLETIC TRAINER: MICHELLE ANUMBA

DIRECTOR OF MEDIA RELATIONS: JOHN MAXWELL

SUN VS. ACES 2022 (1-2)

DATE	SITE	CON-LVA	SUN HIGH SCORER	ACES HIGH SCORER
5.31.22	LVA	81-89	14- DEWANNA BONNER	24- AJA WILSON
6.2.22	LVA	97-90	20- JONQUEL JONES	26- JACKIE YOUNG
7.17.22	CON	83-91	19- DEWANNA BONNER	22- KELSEY PLUM



LOS ANGELES

IMPORTANT INFORMATION

ADDRESS: 865 S. FIGUEROA ST. SUITE 104 LOS ANGELES, CA 90017
PHONE: (213)-929-1300
ARENA: CRYPTO.COM ARENA (19,079)
OFFICIAL WEBSITE: SPARKS.WNBA.COM
COLORS: PURPLE, GOLD, BLACK, WHITE
TV: SPECTRUM SPORTSNET AND TIME WARNER CABLE SOCAL 101
SOCIAL MEDIA: @LASPARKS



All-Time Series: 24-28

2022 vs LAS: 3-0

2023 Schedule: June 18 @ LAS
 August 27 vs. LAS
 September 5 vs. LAS

ALL-TIME PLAYOFF RESULTS

SUN VS. SPARKS AT CON 2-0
 SUN VS. SPARKS AT LAS 2-0
 SUN VS. SPARKS OVERALL 4-0

DIRECTORY

OWNER: EARVIN "MAGIC" JOHNSON AND MARK R. WALTER
TEAM PRESIDENT: VANESSA SHAY
GENERAL MANAGER: KAREN BRYANT
ASSISTANT GENERAL MANAGER: ELI HOROWITZ
HEAD COACH: CURT MILLER
ASSISTANT COACH: STEVE SMITH
ASSISTANT COACH: CHRIS KOCLANES
ASSISTANT COACH: DANIELLE VIGLIONE
VP OF OPERATIONS AND PLAYER RELATIONS: ILENE HAUSER
MANAGER OF COMMUNICATIONS: CORRIE HEMRY

SUN VS. SPARKS 2022 (3-0)

DATE	SITE	CON-LAS	SUN HIGH SCORER	SPARKS HIGH SCORER
5.14.22	CON	77-60	23- ALYSSA THOMAS	12- NNEKA OGWUMIKE/JORDIN CANADA
8.9.22	LAS	97-71	21- JONQUEL JONES	18- BRITTNEY SYKES
8.11.22	LAS	93-69	18- ALYSSA THOMAS	18- BRITTNEY SYKES



MINNESOTA LYNX



IMPORTANT INFORMATION

ADDRESS: 600 FIRST AVENUE NORTH MINNEAPOLIS, MN 55403

PHONE: (612)-673-1600

ARENA: TARGET CENTER (19,356)

OFFICIAL WEBSITE: LYNXBASKETBALL.COM

COLORS: MIDNIGHT NAVY BLUE, LAKE BLUE, AURORA GREEN, MOONLIGHT GREY

TV: BALLY SPORTS NORTH

SOCIAL MEDIA: @MINNESOTALYNX

All-Time Series: 27-25

2022 vs MIN: 3-0

2023 Schedule: June 1 @ MIN
June 22 @ MIN
July 30 vs. MIN
August 1 vs. MIN

ALL-TIME PLAYOFF RESULTS

SUN VS. LYNX AT CON	0-0
SUN VS. LYNX AT MIN	0-0
SUN VS. LYNX OVERALL	0-0

DIRECTORY

OWNER: GLEN TAYLOR

PRESIDENT OF BUSINESS OPERATIONS: CARLEY KNOX

GENERAL MANAGER: CLARE DUWELIUS

HEAD COACH: CHERYL REEVE

ASSOCIATE HEAD COACH: KATIE SMITH

ASSISTANT COACH: REBEKKAH BRUNSON

ASSISTANT COACH: ELAINE POWELL

HEAD ATHLETIC TRAINER: CHUCK BARTA

SUN VS. LYNX 2022 (3-0)

DATE	SITE	CON-MIN	SUN HIGH SCORER	LYNX HIGH SCORER
7.22.22	MIN	94-84	20- DEWANNA BONNER	14- AERIAL POWERS
7.24.22	MIN	86-79	19- NATISHA HIEDEMAN	17- AERIAL POWERS
8.14.22	CON	90-83	16- ALYSSA THOMAS	26- LINDSAY ALLEN



NEW YORK LIBERTY

IMPORTANT INFORMATION

ADDRESS: 168 39TH STREET BROOKLYN, NY 11232

PHONE: (718)-624-7000

ARENA: BARCLAYS CENTER (17,732)

OFFICIAL WEBSITE: NYLIBERTY.COM

COLORS: SEAFOAM GREEN, BLACK, WHITE

TV: YES NETWORK

SOCIAL MEDIA: @NYLIBERTY

All-Time Series: 48-41

2022 vs NYL: 2-2

2023 Schedule: May 27 @ NYL
June 27 vs. NYL
August 24 vs. NYL
September 1 vs. NYL

ALL-TIME PLAYOFF RESULTS

SUN VS. LIBERTY AT CON	3-1
SUN VS. LIBERTY AT NYL	1-1
SUN VS. LIBERTY OVERALL	4-2

DIRECTORY

BOARD OF GOVERNORS: JOE TSAI AND CLARA WU TSAI

GENERAL MANAGER: JONATHAN KOLB

ASSISTANT GENERAL MANAGER: OHEMAA NYANIN

HEAD COACH: SANDY BRONDELLO

ASSISTANT COACH: OLAF LANGE

ASSISTANT COACH: RONEEKA HODGES

ASSISTANT COACH: ZACH O'BRIEN

HEAD ATHLETIC TRAINER: THERSA D. ACOSTA

MANAGER OF BASKETBALL OPERATIONS: MICAELA REESE

VP, COMMUNICATIONS & SOCIAL RESPONSIBILITY: ALESIA HOWARD

SUN VS. LIBERTY 2022 (2-2)

DATE	SITE	CON-NYL	SUN HIGH SCORER	LIBERTY HIGH SCORER
5.7.22	NYL	79-81	25- ALYSSA THOMAS	25- SABRINA IONESCU
5.17.22	NYL	92-65	16- DEWANNA BONNER	16- BETNIJAH LANEY
6.22.22	CON	77-81	16- COURTNEY WILLIAMS	16- STEFANIE DOLSON
7.19.22	CON	82-63	21- BRIONNA JONES	13- SABRINA IONESCU



PHOENIX MERCURY

IMPORTANT INFORMATION

ADDRESS: 201 E. JEFFERSON STREET PHOENIX, AZ 85004

PHONE: (602)-379-2000

ARENA: FOOTPRINT CENTER (9,629)

OFFICIAL WEBSITE: MERCURYWNBA.COM

COLORS: PURPLE, ORANGE, LIGHT GRAY, BLACK

TV: BALLY SPORTS ARIZONA

SOCIAL MEDIA: @PHOENIXMERCURY



All-Time Series: 29-22

2022 vs PHX: 3-0

2023 Schedule: July 18 @ PHX
August 10 @ PHX
August 31 vs. PHX

ALL-TIME PLAYOFF RESULTS

SUN VS. MERCURY AT CON 0-2
SUN VS. MERCURY AT PHX 0-0
SUN VS. MERCURY OVERALL 0-2

DIRECTORY

OWNER: MATT ISHBIA

GENERAL MANAGER: JIM PITMAN

TEAM PRESIDENT: VINCE KOZAR

HEAD COACH: VANESSA NYGAARD

ASSISTANT COACH: TAJA EDWARDS

ASSISTANT COACH: NIKKI BLUE

ASSISTANT COACH: TULLY BEVILAQUA

ATHLETIC TRAINER: HANNAH WENGERTSMAN

SUN VS. MERCURY 2022 (3-0)

DATE	SITE	CON-PHX	SUN HIGH SCORER	MERCURY HIGH SCORER
6.3.22	PHX	92-88	24- JONQUEL JONES	32- DIANA TAURASI
8.2.22	CON	87-63	16- NATISHA HIEDEMAN	15- SKYLAR DIGGINS-SMITH/SOPHIE CUNNINGHAM
8.4.22	CON	77-67	14- JONQUEL JONES	16- SKYLAR DIGGINS-SMITH



SEATTLE STORM

IMPORTANT INFORMATION

ADDRESS: 3411 THORNDYKE AVE W SEATTLE, WA 98119
PHONE: (206)217-9622
ARENA: CLIMATE PLEDGE ARENA (18,100)
OFFICIAL WEBSITE: STORM.WNBA.COM
COLORS: THUNDER GREEN, LIGHTNING YELLOW, BOLT GREEN
TV: FOX13
SOCIAL MEDIA: @SEATTLESTORM

All-Time Series: 27-22

2022 vs SEA: 3-0

2023 Schedule: June 20 @ SEA
 July 6 vs. SEA
 August 8 @ SEA

ALL-TIME PLAYOFF RESULTS

SUN VS. STORM AT CON 1-0
 SUN VS. STORM AT SEA 0-2
 SUN VS. STORM OVERALL 1-2

DIRECTORY

OWNER: FORCE 10 HOOPS LLC
CEO AND TEAM PRESIDENT: ALISHA VALAVANIS
HEAD COACH: NOELLE QUINN
ASSISTANT COACH: POKEY CHATMAN
ASSISTANT COACH: PERRY HUANG
ASSISTANT COACH: EBONY HOFFMAN
GENERAL MANAGER: TALISA RHEA
SPORTS PERFORMANCE COACH: EMILY BLURTON
DIRECTOR OF BASKETBALL OPERATIONS: DREW STANICH
SR. MANAGER FOR PUBLIC RELATIONS: JEFF HOFFMAN

SUN VS. STORM 2022 (3-0)

DATE	SITE	CON-SEA	SUN HIGH SCORER	STORM HIGH SCORER
6.5.22	SEA	93-86	25- JONQUEL JONES	19- EZI MAGBEGOR
6.17.22	CON	82-71	20- DEWANNA BONNER	19- BREANNA STEWART
7.28.22	CON	88-83	19- ALYSSA THOMAS	17- BREANNA STEWART



WASHINGTON MYSTICS

IMPORTANT INFORMATION

ADDRESS: 601 F STREET, NW, 4TH FLOOR WASHINGTON, DC 20004

PHONE: (202)-628-3200

ARENA: ENTERTAINMENT AND SPORTS ARENA (4,200)

OFFICIAL WEBSITE: MYSTICS.WNBA.COM

COLORS: RED, BLUE, SILVER, WHITE

TV: NBC SPORTS WASHINGTON

SOCIAL MEDIA: @WASHMYSTICS

All-Time Series: 52-35

2022 vs WAS: 3-0

2023 Schedule: May 21 vs. WAS
May 23 @ WAS
July 9 vs. WAS
August 22 @ WAS

ALL-TIME PLAYOFF RESULTS

SUN VS. MYSTICS AT CON	4-1
SUN VS. MYSTICS AT WAS	2-3
SUN VS. MYSTICS OVERALL	6-4

DIRECTORY

OWNER: MONUMENTAL SPORTS & ENTERTAINMENT

GENERAL MANAGER: MIKE THIBAUT

ASSISTANT GENERAL MANAGER: MARIA GIOVANNETTI

HEAD COACH: ERIC THIBAUT

ASSOCIATE HEAD COACH: LATOYA SANDERS

ASSISTANT COACH: SHELLY PATTERSON

HEAD ATHLETIC TRAINER: CHRISTINA KENNEDY

VICE PRESIDENT FOR COMMUNICATIONS: KETSIA COLIMON

MANAGER OF COMMUNICATIONS: KARA SWIRSKY

SUN VS. MYSTICS 2022 (2-1)

DATE	SITE	CON-SEA	SUN HIGH SCORER	MYSTICS HIGH SCORER
5.28.22	CON	79-71	14- BONNER/A.THOMAS/WILLIAMS	13- KENNEDY BURKE/ARIEL ATKINS
6.19.22	WAS	63-71	15- JONQUEL JONES	15- ELENA DELLE DONNE
7.3.22	CON	74-72- OT	23- ALYSSA THOMAS	18- ARIEL ATKINS





WNBA ALL-STARS

- 2003: Nykesha Sales
- 2005: Taj McWilliams-Franklin, Nykesha Sales
- 2006: Nykesha Sales, Margo Dydek, Lindsay Whalen, Katie Douglas, Taj McWilliams-Franklin
- 2007: Katie Douglas, Asjha Jones
- 2009: Asjha Jones
- 2011: Tina Charles, Renee Montgomery
- 2013: Allison Hightower, Tina Charles
- 2014: Katie Douglas, Chiney Ogwumike
- 2015: Alex Bentley, Kelset Bone
- 2017: Jasmine Thomas, Jonquel Jones, Alyssa Thomas
- 2018: Chiney Ogwumike
- 2019: Jonquel Jones, Alyssa Thomas
- 2021: DeWanna Bonner, Brionna Jones, Jonquel Jones
- 2022: Brionna Jones, Jonquel Jones, Alyssa Thomas

WNBA MVP AWARDS

- 2012: Tina Charles
- 2021: Jonquel Jones

ROOKIE OF THE YEAR

- 2010: Tina Charles
- 2014: Chiney Ogwumike

SIXTH WOMAN OF THE YEAR

- 2012: Renee Montgomery
- 2018: Jonquel Jones
- 2022: Brionna Jones



WNBA MOST IMPROVED PLAYER

- 2004: Wendy Palmer
- 2015: Kelsey Bone
- 2017: Jonquel Jones
- 2022: Brionna Jones

ALL-WNBA TEAMS

- 2004: Nykesha Sales- 2nd Team
- 2005: Taj McWilliams-Franklin- 2nd Team
- 2006: Katie Douglas- 1st Team
- 2006: Taj McWilliams-Franklin- 2nd Team
- 2007: Katie Douglas- 2nd Team
- 2008: Asjha Jones- 2nd Team
- 2010: Tina Charles- 2nd Team
- 2011: Tina Charles- 1st Team
- 2012: Tina Charles- 1st Team
- 2013: Tina Charles- 2nd Team
- 2017: Jonquel Jones- 2nd Team
- 2019: Jonquel Jones- 2nd Team
- 2020: DeWanna Bonner- 2nd Team
- 2021: Jonquel Jones- 1st Team
- 2022: Jonquel Jones- 2nd Team
- 2022: Alyssa Thomas- 2nd Team

ALL-ROOKE TEAMS

- 2008: Amber Holt- 1st Team
- 2010: Tina Charles- 1st Team
- 2010: Kelsey Griffin- 1st Team
- 2014: Chiney Ogwumike- 1st Team
- 2014: Alyssa Thomas- 1st Team



ALL-DEFENSIVE TEAMS

- 2005: Katie Douglas- 1st Team
- 2005: Taj McWilliams-Franklin- 2nd Team
- 2006: Katie Douglas- 1st Team
- 2006: Margo Dydek- 2nd Team
- 2007: Katie Douglas- 1st Team
- 2007: Margo Dydek- 2nd Team
- 2011: Tina Charles- 2nd Team
- 2012: Tina Charles- 2nd Team
- 2016: Jasmine Thomas- 2nd Team
- 2017: Jasmine Thomas- 1st Team
- 2017: Alyssa Thomas- 2nd Team
- 2018: Jasmine Thomas- 1st Team
- 2019: Jonquel Jones- 1st Team
- 2019: Jasmine Thomas- 1st Team
- 2019: Alyssa Thomas- 2nd Team
- 2020: Alyssa Thomas- 1st Team
- 2021: Briann January- 1st Team
- 2021: Jonquel Jones- 1st Team
- 2021: Brionna Jones- 2nd Team
- 2021: Jasmine Thomas- 2nd Team
- 2022: Jonquel Jones- 2nd Team
- 2022: Alyssa Thomas- 2nd Team

COACH OF THE YEAR

- 2006: Mike Thibault
- 2008: Mike Thibault
- 2017: Curt Miller
- 2021: Curt Miller

WNBA COACH OF THE MONTH

- July 2017: Curt Miller
- August 2021: Curt Miller
- September 2021: Curt Miller



WNBA CARES COMMUNITY ASSIST AWARD

- June 2011: Kara Lawson
- July 2014: Chiney Ogwumike
- August 2019: Jasmine Thomas
- 2020 Season: WNBA Players
- June 2021: Jasmine Thomas

EASTERN CONFERENCE AWARDS

2022 Player of the Week:

- May 23: Alyssa Thomas
- June 6: Jonquel Jones
- July 25: Alyssa Thomas

2022 Player of the Month:

- May: Alyssa Thomas
- July: Alyssa Thomas

2021 Player of the Week:

- June 7: Jonquel Jones
- June 28: DeWanna Bonner
- July 6: Brionna Jones
- July 12: Jonquel Jones
- August 23: Jonquel Jones
- August 30: Brionna Jones
- September 6: Jonquel Jones

2021 Player of the Month:

- May: Jonquel Jones
- August: Jonquel Jones
- September: Jonquel Jones

2020 Player of the Week:

- August 17: DeWanna Bonner
- August 31: Alyssa Thomas
- September 8: DeWanna Bonner



EASTERN CONFERENCE AWARDS

2019 Player of the Week:

- June 3: Jonquel Jones
- June 10: Jonquel Jones
- June 17: Jonquel Jones
- July 15: Jonquel Jones
- September 3: Courtney Williams

2017 Player of the Week:

- June 18: Jonquel Jones
- June 25: Alyssa Thomas
- July 2: Jasmine Thomas
- July 9: Alyssa Thomas
- August 13: Jonquel Jones

2017 Player of the Month:

- June 2017: Jonquel Jones

2016 Player of the Week:

- September 19: Jasmine Thomas

2015 Player of the Week:

- September 14: Kelsey Bone

2014 Player of the Week:

- June 16: Alex Bentley

2013 Player of the Week:

- August 4: Tina Charles

2012 Player of the Week:

- June 18: Tina Charles
- July 9: Tina Charles
- July 15: Tina Charles
- September 24: Tina Charles

2014 Player of the Week:

- June 16: Alex Bentley

2013 Player of the Week:

- August 4: Tina Charles

2012 Player of the Week:

- June 18: Tina Charles
- July 9: Tina Charles
- July 15: Tina Charles
- September 24: Tina Charles

2012 Player of the Month:

- June 2012: Tina Charles
- July 2012: Tina Charles

2011 Player of the Week:

- June 20: Tina Charles
- August 8: Tina Charles
- September 5: Tina Charles

2011 Player of the Month:

- June 2011: Tina Charles

2010 Player of the Week:

- June 19: Tina Charles

2009 Player of the Week:

- July 27: Asjha Jones
- August 24: Sandrine Gruda



WNBA PEAK PERFORMER

- 2021: Jonquel Jones (rebounds- 11.2rpg)
- 2019: Jonquel Jones (rebounds- 9.7rpg)
- 2017: Jonquel Jones (rebounds- 11.9rpg)
- 2012: Tina Charles (rebounds- 10.5rpg)
- 2011: Tina Charles (rebounds- 11.0rpg)
- 2010: Tina Charles (rebounds- 11.7rpg)
- 2008: Lindsay Whalen (assists- 5.4apg)

WNBA KIM PERROT SPORTSMANSHIP

- 2005: Taj McWilliams-Franklin
- 2012: Kara Lawson

ALL-STAR GAME MVP

- 2006: Katie Douglas

WNBA THE W25

-The W25 is a list of the 25 greatest and most influential players in WNBA history as of 2021, the league's 25th Anniversary

- Lindsay Whalen





COACHES ACCOLADES

Mike Thibault (2003-2012)

- 2006 WNBA Coach of the Year
- 2008 WNBA Coach of the Year

Overall Record:

- Regular Season 206-134
- Playoffs: 20-18

TEAM	YEAR	W-L (%)	W-L (%) Playoff	Finish	Misc.
CON	2003	18-16 (.529)	2-2 (.500)	3rd in East	Conference Finals (L)
CON	2004	18-16 (.529)	5-3 (.625)	1st in East	WNBA Finals (runner-up)
CON	2005	26-8 (.765)	5-3 (.625)	1st in East	WNBA Finals (runner-up)
CON	2006	26-8 (.765)	3-2 (.600)	1st in East	Conference Finals (L)
CON	2007	18-16 (.529)	1-2 (.333)	3rd in East	Conference Semifinals
CON	2008	21-13 (.618)	1-2 (.333)	2nd in East	Conference Semifinals
CON	2009	16-18 (.471)	---	6th in East	Did not advance
CON	2010	17-17 (.500)	---	5th in East	Did not advance
CON	2011	21-13 (.618)	0-2 (.000)	2nd in East	Conference Semifinals
CON	2012	25-9 (.735)	3-2 (.600)	1st in East	Conference Finals
CON	Career	206-134 (.605)	20-18 (.526)		

Anne Donovan (2013-2015):

- Regular Season: 38-64

TEAM	YEAR	W-L (%)	W-L (%) Playoff	Finish	Misc.
CON	2013	10-24 (.294)	--	6th in East	Did not advance
CON	2014	13-21 (.382)	--	6th in East	Did not advance
CON	2015	15-19 (.441)	--	6th in East	Did not advance
CON	Career	38-64 (.373)	---		





COACHES ACCOLADES

Curt Miller (2016-2022)

- 2017 Coach of the Year
- 2017 WNBA Basketball Executive of the Year
- 2021 WNBA Coach of the Year

Overall Record:

- Regular Season: 140-86
- Playoffs: 16-17

TEAM	YEAR	W-L (%)	W-L (%) Playoff	Finish	Misc.
CON	2016	14-20 (.412)	---	5th in the East	Did not advance
CON	2017	21-13 (.618)	0-1 (.000)	2nd in the East	Lost in second round
CON	2018	21-13 (.618)	0-1 (.000)	3rd in the East	Lost in second round
CON	2019	23-11 (.676)	5-3 (.625)	2nd in the East	WNBA Finals (runner-up)
CON	2020	10-12 (.455)	4-3 (.571)	2nd in the East	WNBA Semifinals (L)
CON	2021	26-6 (.813)	1-3 (.250)	1st in the League	WNBA Semifinals (L)
CON	2022	25-11 (.694)	6-6 (.500)	3rd in the League	WNBA Finals (runner-up)
CON	Career	140-86 (.613)	16-17 (.485)		